



सत्यमेव जयते

# **FINANCE ACCOUNTS 2003-2004**

**GOVERNMENT OF TRIPURA**

FINANCE ACCOUNTS  
SUBS-2004

GOVERNMENT OF TRIPURA

## TABLE OF CONTENTS

	Page(s)
Certificate of the Comptroller and Auditor General of India	(v)
Introductory	(vii)-(ix)

### PART I- SUMMARISED STATEMENTS

No.1	Summary of Transactions	2-20
No.2	Capital Outlay-Progressive Capital Outlay to the end of 2003-2004	21-23
No.3	Financial Results of Irrigation Works	24-25
No.4	Debt Position -	
	(i) Statement of Borrowings	26
	(ii) Other Obligations	27
	(iii) Service of Debt	27
No.5	Loans and Advances by the State Government-	
	(i) Statement of Loans and Advances	28
	(ii) Recoveries in Arrears	28
No.6	Guarantees given by the Government for repayment of loans, etc., raised by Statutory Corporations, Local Bodies and other Institutions	29-30
No.7	Cash Balances and Investments of Cash Balances	31
No.8	Summary of Balances under Consolidated Fund, Contingency Fund and Public Account	32-33

### PART II - DETAILED ACCOUNTS AND OTHER STATEMENTS SECTION - A-REVENUE AND EXPENDITURE

No.9	Statement of revenue and expenditure under different heads expressed as a percentage of total revenue/total expenditure	36-37
No.10	Statement showing the distribution between charged and voted expenditure	38
No.11	Detailed Account of Revenue by Minor Heads	39-56
No.12	Detailed Account of Expenditure by Minor Heads	57-83
No.13	Detailed statement of Capital Expenditure during and to the end of the year 2003-2004	84-101
No.14	Statement showing details of investments of Government in Statutory Corporations, Government Companies, Other Joint Stock Companies, Co-operative Banks and Societies etc. up to the end of 2003-2004	102-119
No.15	Statement showing the capital and other expenditure (other than on Revenue Account) to end of 2003-2004 and the principal sources from which funds were provided for that expenditure	120-121

### SECTION - B-DEBT, CONTINGENCY FUND AND PUBLIC ACCOUNT

No.16	Detailed Statement of receipts, disbursements and balances under heads of account relating to Debt, Contingency Fund and Public Account	123-128
No.17	Detailed Statement of debt and other interest bearing obligations of Government	129-137
No.18	Detailed statement of loans and advances by Government	138-142
No.19	Statement Showing the Details of Earmarked Balances	143

### APPENDIX - I ( REFERRED TO STATEMENT NO. 12 )

Statement Showing Grants-in-Aid given by the Government to the Local Bodies.	144-147
--	---------

### APPENDIX - II (REFERRED TO STATEMENT NO. 13)


ADDITIONAL FINANCIAL STATEMENT Statement of Commitments-List of Incomplete Capital Works	148-196
---	---------

26

*Certificate of the Comptroller and Auditor General of India*

This compilation containing the Finance Accounts of the Government of Tripura for the year 2003-2004 presents the accounts of the receipts and outgoings of the Government for the year, together with the financial results disclosed by the revenue and capital accounts, the accounts of the public debt and the liabilities and assets as worked out from the balances recorded in the accounts. The Appropriation Accounts of the Government for the year for Grants and Charged Appropriations, presented separately, supplement this compilation.

These accounts have been prepared and examined under my direction in accordance with the requirements of the Comptroller and Auditor General's (Duties, Powers and Conditions of Service) Act, 1971. According to the best of my information, as a result of audit of these accounts, the accounts now presented read with the observations in this compilation, are correct statements of receipts and outgoings of the Government of Tripura for the year 2003-2004. Points of interest arising out of the study of these accounts as well as test audit conducted during the year or earlier years are contained in my Report(s) being presented separately for the year 2003-2004, Government of Tripura.




(Vijayendra N. Kaul)

Comptroller and Auditor General of India

New Delhi,

The 9 6 OCT 2004



## INTRODUCTORY

1. The accounts of Government are kept in three parts:-

**Part I - Consolidated Fund**

**Part II - Contingency Fund**

**Part III - Public Account**

In Part I, namely Consolidated Fund, there are two main divisions, viz.

(1) **Revenue** - consisting of sections for 'Receipt Heads (Revenue Account)', Expenditure Heads (Revenue Account)'.  
(2) **Capital, Public Debt, Loans, etc.** consisting of sections for 'Receipt Heads (Capital Account)', 'Expenditure Heads (Capital Account)', and 'Public Debt, Loans and Advances, etc.'

The Revenue Division deals with the proceeds of taxation and other receipts classed as Revenue and the expenditure met therefrom, the net result of which represents the revenue surplus or deficit for the year.

In Capital Division, the section 'Receipt Head (Capital Account)' deals with receipts of capital nature which cannot be applied as a set-off to capital expenditure.

The section 'Expenditure Heads (Capital Account)' deals with expenditure met usually from borrowed funds with the object either, of increasing concrete assets of a material and permanent character or of reducing recurring liabilities. It also includes receipts of a capital nature intended to be applied as a set-off against expenditure.

The section 'Public Debt, Loans and Advances, etc.', comprises loans raised and their repayments by Government such as 'Internal Debt' and 'Loans and Advances' made (and their recoveries) by Government. The section also includes certain special types of heads for transaction relating to 'Transfers from the Consolidated Fund to the Contingency Fund' and 'Inter-State Settlement'.

In part II, namely Contingency Fund, of the accounts, the transactions connected with the Contingency Fund set up by Government under Article 267(2) of the Constitution of India are recorded.

In part III, namely Public Account, of the accounts, the transactions relating to 'Debt' (other than those included in Part I), 'Deposits', 'Advances', 'Remittances', and 'Suspense' are recorded. The transactions under 'Debt', 'Deposits', and 'Advances' in this part are those in respect of which Government incurs a liability to repay the moneys received or has a claim to recover the amounts paid, together with the repayments of the former ('Debt' and 'Deposit') and the recoveries of the latter ('Advances'). The transactions relating to 'Remittances' and 'Suspense' in this part embrace all heads which are merely adjusting heads under which appear such transactions as remittances of cash between treasuries and currency chests, transfers between different accounting circles, etc. The initial debits or credits to these heads will be cleared eventually by corresponding receipts or payments either within the same circle of account or in another account circle.

## 2. Sectors and Heads of Accounts

Within each of the sections in Part I mentioned above the transactions are grouped into sectors, such as 'Tax-Revenue', 'Non-Tax Revenue' and 'Grants-in-Aid and Contributions' for the receipt heads (Revenue Account), and 'General Services', 'Social Services', 'Economic Services' and 'Grants-in-Aid and Contributions' for expenditure heads. Specific functions or services (Such as Education, Sports, Art and Culture, Health and Family Welfare, Water Supply, Sanitation, Housing and Urban Development, etc. in respect of Social Services) are grouped in the sectors for expenditure heads. In part III (Public Account) also the transactions are grouped into sectors, such as 'Small Savings', 'Provident Funds,' etc.. The sectors are sub-divided into Sub-Sectors before their divisions into major heads of account.

The Major heads are divided into Minor heads in some cases and Minor Heads with a number of subordinate heads generally known as sub-heads. The sub-heads are further divided into detailed heads. Under each of these heads, the expenditure is shown distributed between charged and voted. Sometimes major heads are also divided into sub-major heads, before their further division into minor heads. Apart from the sectoral and sub-sectoral classifications, the major heads, sub-major heads, sub-heads, detailed heads and object-heads together constitute a six-tier arrangement of the classification structure of the Government Account. The Major, Minor and Sub-Heads prescribed for the classification of expenditure in the general accounts are not necessarily identical with the Grants, sub-heads and other units of allotments which are adopted by the Governments for the Demands for Grants presented to the Parliament or Legislatures but in general a certain degree of correlation is maintained between the Demand for Grants and the Finance Accounts.

The major heads of accounts, falling within the sectors for expenditure heads, generally correspond to functions of Government, while the Minor Heads, subordinate to them identify the programmes undertaken to achieve the objectives of the function represented by the major heads. The sub-head represents the schemes, the detailed head the sub schemes and object to the object level of classification.

## 3. Coding Pattern

### Major Heads

From 1st April 1987 a four digit code has been allotted to the major heads, the first digit indicating whether the major head is a Receipt head or Revenue Expenditure head or Capital Expenditure head or a Loan head.

The first digit of Code for Revenue Receipt head is either '0' or '1'. Adding 2 to the first digit code of Revenue Receipt head will give the number allotted to corresponding Revenue Expenditure head; adding another 2, the Capital Expenditure head; and another 2, the Loan head of account. For example, for Crop Husbandry code 0401 represents the Receipts head, 2401, the revenue expenditure head, 4401, Capital Outlay head and 6401, Loan head.

Such a pattern is, however, not relevant for those departments which are not operating Capital/Loan heads of accounts e.g. Department of Supply. In a few cases, where receipt and expenditure are not heavy, certain functions have been combined under a single major head, the functions themselves forming sub-major heads under that major head.

**Sub-Major Heads:** A two digit has been allotted, the code starting from 01 under each Major Head. Where no sub-major head exists it is allotted a Code '00'. The nomenclature 'General' has been allotted Code '80' so that even after further sub-major heads are introduced the Code for 'General' will continue to remain the last one.




**Minor Heads:** These have been allotted a three digit code, the codes starting from '001' under each Sub-Major Head/ Major Head (where there is no sub-major head). Codes from '001' to '100' and few codes '750' to '900' have been reserved for certain standard minor heads. The coding pattern for minor heads has been designed in such a way that in respect of certain minor heads having a common nomenclature under many major/sub-major heads, the same three digit code is adopted as far as possible.

Under this scheme of codification, the receipt major heads (Revenue Account) are assigned the block numbers from 0020 to 1606, expenditure major heads (Revenue Account) from 2011 to 3606, expenditure major heads (Capital Account) from 4046 to 5475 'major heads', under 'Public Debt' from 6001 to 6004 and those under 'Loans and Advances', 'Inter-State Settlement' and 'Transfer to Contingency Fund' from 6075 to 7999. The code number 4000 has been assigned for Capital receipt major head. The only major head 'Contingency Fund' in part II 'Contingency Fund' has been assigned the code number 8000. The major heads in the Public Account are assigned the code numbers from 8001 to 8999.

4. The transactions included in these accounts represent mainly the actual cash receipts and disbursements during the financial year April to March as distinguished from the amounts due to or from Government during the same period. The cash basis system is, however, not entirely suitable for recording the transactions and presenting the true state of affairs of Government commercial undertakings run on commercial principles. The detailed accounts of this class of undertakings are, therefore, maintained outside the regular accounts in proper commercial form and are subject to test-check by the Indian Audit and Accounts Department.

5. The figures of actuals shown in these accounts are net, after taking into account the recoveries, although the demands presented to the Legislature and the Appropriation Accounts are for gross expenditure and exclude all credits and recoveries, which are otherwise taken as reduction of expenditure.

6. As indicated in paragraph 1 of the "Introductory" to the Finance Accounts 1974-75, changes were introduced from April 1974 in the structure and classification of Government transaction. The progressive figures carried forward under different heads of account up to 31st March 1974 were to be shown against new heads of account effective from 1st April 1974. In many cases the progressive figure at the end of 1973-74 under an existing minor head was to be distributed under new minor heads within a new major head or, in some cases, even more than one major head. In several cases, the scheme-wise identification and consequently functional reclassification of the expenditure already booked were not possible. As such, allocation of the progressive figures to new heads of account could not be made with reference to records maintained in the Accounts Offices and necessary information had to be collected from the departmental offices. As progressive figures of capital expenditure at the end of a year had been carried forward over many years past, collection of information necessary for distribution of such figures among the new heads of account-effective from 1st April 1974 was further rendered difficult on account of many factors like reorganisation of departmental offices, reorganisation of Audit and Accounts offices and even reorganisation of States and integration of the former princely States. Attempt was made to distribute such figures on the basis of details/information obtained from the records available with the Indian Audit and Accounts Department or from Government departments. The progressive figures up to 31st March 1974 which could not be distributed were shown under a separate minor head 'Pre-1974-75 Outlay not allocated' in the Finance Accounts for the year 1974-75 to 1994-95. No further distribution has been made during 2002-2003 and 2003-2004.



PART I – SUMMARISED  
STATEMENTS

## STATEMENT NO. 1

Receipts	2002-2003	Actuals	
		2003-2004	
		(In lakh of Rupees)	
		PART - I	
		(I) -	
<b>Receipt Heads (Revenue Account)</b>			
<b>A. Tax Revenue</b>			
<b>(a) Taxes on Income and Expenditure</b>			
0020 Corporation Tax	59,80.07		86,96.50
0021 Taxes on Income Other than Corporation Tax	20,70.06		51,82.00
0022 Taxes on Agricultural Income	0.85		30.36
0028 Other Taxes on Income and Expenditure	12,59.50		17,27.83
<b>Total (a) Taxes on Income and Expenditure</b>	<b>93,10.48</b>		<b>1,56,36.69</b>
<b>(b) Taxes on Property and Capital Transactions</b>			
0029 Land Revenue	1,31.05		2,61.02
0030 Stamps and Registration Fees	7,81.02		11,16.91
0032 Taxes on Wealth	10.00		8.00
<b>Total (b) Taxes on Property and Capital Transactions</b>	<b>9,22.07</b>		<b>13,85.93</b>
<b>(c) Taxes on Commodities and Services</b>			
0037 Customs	63,09.00		68,39.00
0038 Union Excise Duties	97,02.00		99,98.00
0039 State Excise	28,21.27		31,35.85
0040 Taxes on Sales, Trade etc.	1,26,97.10		1,49,25.24
0041 Taxes on Vehicles	5,28.72		8,01.38
0043 Taxes and Duties on Electricity	1.02		1.43
0044 Service Tax	7,27.00		12,07.00
0045 Other Taxes and Duties on Commodities and Services	2,61.14		268.99
<b>Total (c) Taxes on Commodities and Services</b>	<b>3,30,47.25</b>		<b>3,71,76.89</b>
<b>Total A. Tax Revenue</b>	<b>4,32,79.80</b>		<b>5,41,99.51</b>
<b>B. Non-Tax Revenue</b>			
<b>(a) Fiscal Services</b>			
0047 Other Fiscal Services	0.56		---
<b>Total (a) Fiscal Services</b>	<b>0.56</b>		<b>---</b>
<b>(b) Interest Receipts, Dividends and Profits</b>			
0049 Interest Receipts	5,82.52		3,66.97
0050 Dividends and Profits	(a)		0.01
<b>Total (b) Interest Receipts, Dividends and Profits</b>	<b>5,82.52</b>		<b>3,66.98</b>
<b>(c) Other NonTax Revenue</b>			
<b>(i) General Services</b>			
0051 Public Service Commission	0.54		0.26
0055 Police	2,98.72		5,12.54
0056 Jails	13.00		6.56
0058 Stationery and Printing	68.66		99.49
0059 Public Works	1,40.91		2,11.00

(a) Rs. 450 only.

## SUMMARY OF TRANSACTIONS

	Disbursements	Actuals	
		2002-2003	2003-2004
<b>CONSOLIDATED FUND REVENUE</b>		(In lakh of Rupees)	
<b>Expenditure Heads (Revenue Account)</b>			
<b>A. General Services</b>			
<b>(a) Organs of State</b>			
2011 Parliament/State/Union Territory Legislatures		4,21.84	4,34.32
2012 President/Vice President/ Governor /Administrator of Union Territories		1,14.73	1,11.99
2013 Council of Ministers		37.28	48.73
2014 Administration of Justice		11,45.41	12,59.55
2015 Elections		4,12.13	4,31.74
<b>Total (a) Organs of State</b>		<b>21,31.39</b>	<b>22,86.33</b>
<b>(b) Fiscal Services</b>			
<b>(i) Collection of Taxes on Income and Expenditure</b>			
2020 Collection of Taxes on Income and Expenditure		13.89	16.88
<b>Total (i) Collection of Taxes on Income and Expenditure</b>		<b>13.89</b>	<b>16.88</b>
<b>(ii) Collection of Taxes on Property and Capital Transactions</b>			
2029 Land Revenue		9,32.30	9,34.93
2030 Stamps and Registration		1,01.30	93.56
<b>Total (ii) Collection of Taxes on Property and Capital Transactions</b>		<b>10,33.59</b>	<b>10,28.49</b>
<b>(iii) Collection of Taxes on Commodities and Services</b>			
2039 State Excise		50.39	46.06
2040 Taxes on Sales, Trade etc.		2,05.19	1,86.44
2041 Taxes on Vehicles		50.85	56.75
2045 Other Taxes and Duties on Commodities and Services		14.82	16.95
<b>Total (iii) Collection of Taxes on Commodities and Services</b>		<b>3,21.25</b>	<b>3,06.20</b>
<b>(iv) Other Fiscal Services</b>			
2047 Other Fiscal Services		78.97	77.19
<b>Total (iv) Other Fiscal Services</b>		<b>78.97</b>	<b>77.19</b>
<b>Total (b) Fiscal Services</b>		<b>14,47.71</b>	<b>14,28.76</b>
<b>(c) Interest Payment and Servicing of Debt</b>			
2049 Interest Payments		2,90,73.36	3,32,70.52
<b>Total (c) Interest Payment and Servicing of Debt</b>		<b>2,90,73.36</b>	<b>3,32,70.52</b>
<b>(d) Administrative Services</b>			
2051 Public Service Commission		1,05.56	1,21.48
2052 Secretariat-General Services		12,28.19	12,11.15

## STATEMENT NO. 1

Receipts	Actuals		
	2002-2003	2003-2004	
	(In lakh of Rupees)		
	PART - I		
	(I) -		
<b>Receipt Heads (Revenue Account) -Contd.</b>			
<b>B. Non-Tax Revenue- Contd.</b>			
<b>(c) Other Non-Tax Revenue -Contd.</b>			
<b>(i) General Services- Concl'd.</b>			
0070	Other Administrative Services	1,16.27	1,26.65
0071	Contributions and Recoveries	20.31	23.15
	towards Pension and Other Retirement Benefits		
0075	Miscellaneous General Services	1.95	--
	<b>Total (i) General Services</b>	<b>6,60.36</b>	<b>9,79.65</b>
<b>(ii) Social Services</b>			
0202	Education, Sports, Art and Culture	1,09.62	1,28.45
0210	Medical and Public Health	1,58.45	3,41.86
0211	Family Welfare	2.66	3.89
0215	Water Supply and Sanitation	87.54	1,94.53
0216	Housing	80.36	87.87
0217	Urban Development	1.29	3.69
0220	Information and Publicity	6.35	13.02
0230	Labour and Employment	9.12	9.47
0235	Social Security and Welfare	17.19	7.33
0250	Other Social Services	8,40.42	11.98
	<b>Total (ii) Social Services</b>	<b>13,13.00</b>	<b>8,02.09</b>
<b>(iii) Economic Services</b>			
0401	Crop Husbandry	83.89	1,08.26
0403	Animal Husbandry	75.35	93.09
0404	Dairy Development	2.50	0.02
0405	Fisheries	42.59	52.73
0406	Forestry and Wild Life	4,08.55	14,70.33
0408	Food Storage and Warehousing	8.55	22.91
0425	Co-operation	6.43	5.36
0435	Other Agricultural Programmes	0.06	8.38
0506	Land Reforms	2.04	3.13
0515	Other Rural Development Programmes	11.64	21.57
0552	North Eastern Areas	1.00	---
0701	Major and Medium Irrigation	13.97	---
0702	Minor Irrigation	9.53	16.18
0801	Power	59,67.99	1,21,78.17
0851	Village and Small Industries	8.94	12.45

SUMMARY OF TRANSACTIONS

Disbursements		Actuals	
		2002-2003	2003-2004
(In lakh of Rupees)			
<b>CONSOLIDATED FUND</b>			
<b>REVENUE</b>			
<b>Expenditure Heads (Revenue Account)-Contd.</b>			
<b>A. General Services-Concl'd.</b>			
<b>(d) Administrative Services-Concl'd.</b>			
2053	District Administration	12,26.73	12,73.83
2054	Treasury and Accounts Administration	1,85.98	1,66.75
2055	Police	1,91,06.19	2,02,46.08
2056	Jails	5,59.64	5,97.26
2058	Stationery and Printing	4,58.12	4,12.97
2059	Public Works	24,18.87	41,33.16
2070	Other Administrative Services	20,77.06	22,73.15
<b>Total (d) Administrative Services</b>		<b>2,73,66.34</b>	<b>3,04,35.83</b>
<b>(e) Pensions and Miscellaneous General Services</b>			
2071	Pensions and Other Retirement Benefits	2,26,53.19	2,01,84.61
2075	Miscellaneous General Services	1.04	1.41
<b>Total (e) Pensions and Miscellaneous General Services</b>		<b>2,26,54.23</b>	<b>2,01,86.02</b>
<b>Total A. General Services</b>		<b>8,26,73.03</b>	<b>8,76,07.46</b>
<b>B. Social Services</b>			
<b>(a) Education , Sports , Art and Culture</b>			
2202	General Education	4,41,74.89	4,59,51.09
2203	Technical Education	3,48.15	3,82.67
2204	Sports and Youth Services	12,97.56	13,64.56
2205	Art and Culture	2,44.49	3,10.29
<b>Total (a) Education, Sports, Art and Culture</b>		<b>4,60,65.09</b>	<b>4,80,08.60</b>
<b>(b) Health and Family Welfare</b>			
2210	Medical and Public Health	64,68.41	77,54.60
2211	Family Welfare	19,44.07	8,88.20
<b>Total (b) Health and Family Welfare</b>		<b>84,12.48</b>	<b>86,42.80</b>
<b>(c) Water Supply, Sanitation, Housing and Urban Development</b>			
2215	Water Supply and Sanitation	13,74.94	12,59.29
2216	Housing	2,02.16	2,75.23
2217	Urban Development	1,88.99	5,30.10
<b>Total (c) Water Supply, Sanitation, Housing and Urban Development</b>		<b>17,66.09</b>	<b>20,64.62</b>
<b>(d) Information and Broadcasting</b>			
2220	Information and Publicity	9,10.04	8,62.60
<b>Total (d) Information and Broadcasting</b>		<b>9,10.04</b>	<b>8,62.60</b>

## STATEMENT NO. 1

Receipts	2002-2003	Actuals 2003-2004
	(In lakh of Rupees)	
<b>PART - I</b>		
<b>(I) -</b>		
<b>Receipt Heads(Revenue Account)-Contd.</b>		
<b>B. Non-Tax Revenue-Concl.</b>		
<b>(c) Other Non-Tax revenue-Concl.</b>		
<b>(iii) Economic Services-Concl.</b>		
0852 Industries	6,04.11	5,61.39
0875 Other Industries	(a)	--
1075 Other Transport Services	(b)	(c)
1452 Tourism	30.63	39.64
1456 Civil Supplies	7.10	6.83
1475 Other General Economic Services	31.41	29.06
<b>Total (iii) Economic Services</b>	<b>73,16.28</b>	<b>1,46,29.50</b>
<b>Total (c) Other Non-Tax Revenue</b>	<b>92,89.64</b>	<b>1,64,11.24</b>
<b>Total B. Non-Tax Revenue</b>	<b>98,72.72</b>	<b>1,67,78.22</b>

(a) Rs. 5 only.

(b) Rs.20 only.

(c) Rs.68 only.



SUMMARY OF TRANSACTIONS

	Disbursements	Actuals	
		2002-2003	2003-2004
(In lakh of Rupees)			
<b>CONSOLIDATED FUND</b>			
<b>REVENUE</b>			
<b>Expenditure Heads (Revenue Account)-Contd.</b>			
<b>B.</b>	<b>Social Services-Concl'd.</b>		
	<b>(e) Welfare of Scheduled Castes , Scheduled Tribes and other Backward Classes</b>		
2225	Welfare of Scheduled Castes, Scheduled Tribes and other Backward Classes	67,70.06	66,83.07
	<b>Total (e) Welfare of Scheduled Castes Scheduled Tribes and other Backward Classes</b>	<b>67,70.06</b>	<b>66,83.07</b>
	<b>(f) Labour and Labour Welfare</b>		
2230	Labour and Employment	5,28.11	5,37.87
	<b>Total (f) Labour and Labour Welfare</b>	<b>5,28.11</b>	<b>5,37.87</b>
	<b>(g) Social Welfare and Nutrition</b>		
2235	Social Security and Welfare	47,46.55	39,10.98
2236	Nutrition	12,08.87	20,34.35
2245	Relief on Account of Natural Calamities	11,85.97	4,59.27
	<b>Total (g) Social Welfare and Nutrition</b>	<b>71,41.39</b>	<b>64,04.60</b>
	<b>(h) Others</b>		
2250	Other Social Services	62.54	60.63
	<b>Total (h) Others</b>	<b>62.54</b>	<b>60.63</b>
	<b>Total B. Social Services</b>	<b>7,16,55.80</b>	<b>7,32,64.79</b>
<b>C.</b>	<b>Economic Services</b>		
	<b>(a) Agriculture and Allied Activities</b>		
2401	Crop Husbandry	58,18.61	52,61.36
2402	Soil and Water Conservation	6,45.44	6,43.98
2403	Animal Husbandry	19,70.30	20,89.68
2404	Dairy Development	80.68	81.57
2405	Fisheries	10,58.53	10,95.10
2406	Forestry and Wild Life	25,97.91	25,38.34
2407	Plantations	20.00	17.81
2408	Food Storage and Warehousing	6,69.58	5,71.73
2415	Agricultural Research and Education	7.02	7.47
2425	Co-operation	6,08.05	6,39.07
2435	Other Agricultural Programmes	0.25	...
	<b>Total (a) Agriculture and Allied Activities</b>	<b>1,34,76.37</b>	<b>1,29,46.11</b>

Receipts	2002-2003	Actuals
		2003-2004
		(In lakh of Rupees)
		PART - I
		(I) -
<b>Receipt Heads(Revenue Account)-Concl.</b>		
<b>C. Grants-in-aid and Contributions</b>		
1601 Grants-in-aid from Central Government	13,48,54.12	14,57,88.15
<b>Total C. Grants-in-aid and Contributions</b>	<b>13,48,54.12</b>	<b>14,57,88.15</b>
<b>Total Receipt Heads (Revenue Account)</b>	<b>18,80,06.64</b>	<b>21,67,65.88</b>

SUMMARY OF TRANSACTIONS

Disbursements		Actuals	
		2002-2003	2003-2004
(In lakh of Rupees)			
<b>CONSOLIDATED FUND</b>			
<b>REVENUE</b>			
<b>Expenditure Heads (Revenue Account)-Contd.</b>			
<b>C.</b>	<b>Economic Services -Concl.</b>		
(b)	<b>Rural Development</b>		
2501	Special Programmes for Rural Development	3,85.34	4,11.06
2505	Rural Employment	4,39.05	2,23.40
2506	Land Reforms	8,13.36	8,25.02
2515	Other Rural Development Programmes	56,78.75	50,94.20
	<b>Total (b) Rural Development</b>	<b>73,16.50</b>	<b>65,53.68</b>
(c)	<b>Special Areas Programmes</b>		
2552	North Eastern Areas	3.17	2,21.73
	<b>Total (c) Special Areas Programmes</b>	<b>3.17</b>	<b>2,21.73</b>
(d)	<b>Irrigation and Flood Control</b>		
2702	Minor Irrigation	16,71.58	16,44.06
2711	Flood Control and Drainage	6,58.04	4,89.11
	<b>Total (d) Irrigation and Flood Control</b>	<b>23,29.62</b>	<b>21,33.17</b>
(e)	<b>Energy</b>		
2801	Power	80,49.97	1,32,74.32
2810	Non-Conventional Sources of Energy	38.77	38.06
	<b>Total (e) Energy</b>	<b>80,88.74</b>	<b>1,33,12.38</b>
(f)	<b>Industry and Minerals</b>		
2851	Village and Small Industries	18,99.55	20,82.86
2875	Other Industries	16.14	1,82.79
	<b>Total (f) Industry and Minerals</b>	<b>19,15.69</b>	<b>22,65.65</b>
(g)	<b>Transport</b>		
3054	Roads and Bridges	28,38.21	26,44.90
3055	Road Transport	32.48	12.17
3075	Other Transport Services	65.00	34.00
	<b>Total (g) Transport</b>	<b>29,35.69</b>	<b>26,91.07</b>
(h)	<b>Communications</b>		
3275	Other Communication Services	7,12.06	7,20.93
	<b>Total (h) Communications</b>	<b>7,12.06</b>	<b>7,20.93</b>
(i)	<b>Science , Technology and Environment</b>		
3425	Other Scientific Research	46.39	50.88
	<b>Total (i) Science , Technology and Environment</b>	<b>46.39</b>	<b>50.88</b>
(j)	<b>General Economic Services</b>		
3451	Secretariat - Economic Services	1,34.14	1,18.06
3452	Tourism	1,30.83	1,33.83
3454	Census Surveys and Statistics	2,19.08	1,94.48
3456	Civil Supplies	1,19.42	1,97.58
3475	Other General Economic Services	1,07.45	1,04.72
	<b>Total (j) General Economic Services</b>	<b>7,10.92</b>	<b>7,48.66</b>
	<b>Total C. Economic Services</b>	<b>3,75,35.14</b>	<b>4,16,44.26</b>

## STATEMENT NO. 1

Receipts		Actuals	
		2002-2003	2003-2004
		(In lakh of Rupees)	
		PART - I	
		( I ) -	
<b>Receipt Heads</b>			
<b>Capital, Public Debt, Loans etc.</b>			
<b>E.</b>	<b>Public Debt</b>		
6003	Internal Debt of the State Government	3,31,74.49	3,75,87.17
6004	Loans and Advances from the Central Government	84,84.06	92,25.17
	<b>Total E. Public Debt</b>	<b>4,16,58.55</b>	<b>4,68,12.34</b>
<b>F.</b>	<b>Loans and Advances</b>		
	Loans and Advances	3,09.68	3,69.17
	<b>Total F. Loans and Advances</b>	<b>3,09.68</b>	<b>3,69.17</b>
	<b>Total Consolidated Fund</b>	<b>22,99,74.87</b>	<b>26,39,47.39</b>

## PART - II

8000	Contingency Fund	...	...
	<b>Total Contingency Fund</b>	<b>...</b>	<b>...</b>

SUMMARY OF TRANSACTIONS

	Disbursements	Actuals	
		2002-2003	2003-2004
(In lakh of Rupees)			
<b>CONSOLIDATED FUND</b>			
<b>REVENUE</b>			
<b>Expenditure Heads (Revenue Account)-Concl'd.</b>			
<b>D.</b>	<b>Grants-in-aid and Contributions</b>		
3604	Compensation and Assignments to Local Bodies and Panchayati Raj Institutions	42,07.70	37,76.16
	<b>Total D. Grants-in-aid and Contributions</b>	<b>42,07.70</b>	<b>37,76.16</b>
	<b>Total Expenditure Heads (Revenue Account)</b>	<b>19,60,71.67</b>	<b>20,62,92.66</b>
(2)	<b>Capital, Public Debt Loans, etc.</b>		
	<b>Expenditure Heads (Capital Account)</b>	<b>4,51,20.66</b>	<b>4,43,78.43</b>
	(Figures for each Major Head are given in Statement No.2)		
<b>E.</b>	<b>Public Debt</b>		
6003	Internal Debt of the State Government	2,30,82.55	1,04,09.31
6004	Loans and Advances from the Central Government	89,08.47	2,09,57.64
	<b>Total E. Public Debt</b>	<b>3,19,91.02</b>	<b>3,13,66.95</b>
<b>F.</b>	<b>Loans and Advances</b>		
	Loans and Advances	8,23.63	6,03.31
	<b>Total F. Loans and Advances</b>	<b>8,23.63</b>	<b>6,03.31</b>
<b>H.</b>	<b>Transfer to Contingency Fund</b>		
7999	Appropriation to Contingency fund	...	...
	<b>Total H. Transfer to Contingency Fund</b>	<b>...</b>	<b>...</b>
	<b>Total Consolidated Fund</b>	<b>27,40,06.98</b>	<b>28,26,41.35</b>
<b>CONTINGENCY FUND</b>			
8000	Contingency Fund	...	...
	<b>Total Contingency Fund</b>	<b>...</b>	<b>...</b>

## STATEMENT NO. 1

Receipts		Actuals	
		2002-2003	2003-2004
(In lakh of Rupees)			
PART - III			
<b>Receipt Heads-Concl'd.</b>			
<b>I.</b>	<b>Small Savings, Provident Funds , etc.</b>		
	<b>(a) National Small Savings Fund</b>		
8007	Investment of National Small Savings Fund	2,16,64.00	1,56,60.35
	<b>(b) Provident Funds</b>		
8009	State Provident Funds	3,47,22.02	3,66,47.97
	<b>(c) Other Accounts</b>		
8011	Insurance and Pension Funds .	3,36.73	3,38.07
	<b>Total I. Small Savings, Provident Funds etc.</b>	<b>5,67,22.75</b>	<b>5,26,46.38</b>
<b>J.</b>	<b>Reserve Fund</b>		
	<b>(b) Reserve Funds not bearing Interest</b>		
8235	General and Other Reserve Funds	16,50.52	20,73.90
	<b>Total (b) Reserve Funds not bearing Interest</b>	<b>16,50.52</b>	<b>20,73.90</b>
	<b>Total J Reserve Fund</b>	<b>16,50.52</b>	<b>20,73.90</b>
<b>K.</b>	<b>Deposits and Advances</b>		
	<b>(b) Deposits not bearing interest</b>		
8443	Civil Deposits	1,82,85.38	2,05,28.18
	<b>Total (b) Deposits not bearing Interest</b>	<b>1,82,85.38</b>	<b>2,05,28.18</b>
	<b>(c) Advances</b>		
8550	Civil Advances	23,09.78	19,79.12
	<b>Total (c) Advances</b>	<b>23,09.78</b>	<b>19,79.12</b>
	<b>Total K. Deposits and Advances</b>	<b>2,05,95.16</b>	<b>2,25,07.30</b>
<b>L</b>	<b>Suspense and Miscellaneous</b>		
	<b>(b) Suspense</b>		
8658	Suspense Accounts	42,10.92	1,11,63.00
	<b>Total (b) Suspense</b>	<b>42,10.92</b>	<b>1,11,63.00</b>
	<b>(c) Other Accounts</b>		
8670	Cheques and Bills	-71.72	94.80
8673	Cash Balance Investment Account	32,00,31.00	25,44,67.00
	<b>Total (c) Other Accounts</b>	<b>31,99,59.28</b>	<b>25,44,67.00</b>
	<b>Total L Suspense and Miscellaneous</b>	<b>32,41,70.20</b>	<b>26,57,24.80</b>
<b>M.</b>	<b>Remittances</b>		
	<b>(a) Money Orders and other Remittances</b>		
8782	Cash Remittances and adjustments between officers rendering accounts to the same Accounts Officer.	7,44,88.28	8,14,16.33
	<b>Total (a) Money Orders and Other Remittances</b>	<b>7,44,88.28</b>	<b>8,14,16.33</b>
	<b>(b) Inter Government Adjustment Account</b>		
8793	Inter State Suspense Account	0.67	(-) 0.99(a)
	<b>Total (b) Inter Government Adjustment Account</b>	<b>0.67</b>	<b>(-) 0.99(a)</b>
	<b>Total M. Remittances</b>	<b>7,44,88.95</b>	<b>8,14,15.34</b>
	<b>Total Public Account</b>	<b>47,76,27.58</b>	<b>42,43,67.73</b>
	<b>Total Receipts</b>	<b>70,76,02.45</b>	<b>68,83,15.12</b>
	<b>Opening Cash Balance</b>	<b>(-)29,47.61</b>	<b>(-)95,37.30</b>
	<b>GRAND TOTAL</b>	<b>70,46,54.84</b>	<b>67,87,77.82</b>

(a) Minus balance is due to adjustment of balance of previous year.

(b) The balance with the Reserve Bank of India Rs. 96,41,86,691 (Dr.) shown in the Government Accounts represents the balance taking into account the Inter-Government monetary settlement pertaining to 2003-04 as advised by the Reserve Bank of India upto 25th April 2004. There was a net difference of Rs. 1,22,42,973 (- Dr.) between the figures of "Deposit with Reserve Bank of India" as reflected in the accounts for Rs. 97,64,29,664 (- Dr.) and that intimated by the Reserve Bank of India for Rs. 96,41,86,691 ( Dr.). The difference is under reconciliation (September 2004).

SUMMARY OF TRANSACTIONS

	Disbursements	Actuals	
		2002-2003	2003-2004
<b>PUBLIC ACCOUNT</b>		(In lakh of Rupees)	
<b>Expenditure Heads - Concl'd.</b>			
<b>I.</b>	<b>Small Savings , Provident Funds , etc.</b>		
	<b>(a) National Small Savings Fund</b>		
8007	Investment of National Small Savings Fund	...	8,49.00
	<b>(b) Provident Funds</b>		
8009	State Provident Funds	2,21,60.94	2,58,56.44
	<b>(c) Other Accounts</b>		
8011	Insurance and Pension Funds	3,36.59	4,26.03
	<b>Total I. Small Savings, Provident Funds etc.</b>	<b>2,24,97.53</b>	<b>2,71,31.47</b>
<b>J.</b>	<b>Reserve Fund</b>		
	<b>(b) Reserve Funds not bearing interest</b>		
8235	General and other Reserve Funds	15,31.07	8,10.67
	<b>Total (b) Reserve Funds not bearing Interest</b>	<b>15,31.07</b>	<b>8,10.67</b>
	<b>Total J. Reserve Fund</b>	<b>15,31.07</b>	<b>8,10.67</b>
<b>K.</b>	<b>Deposits and Advances</b>		
	<b>(b) Deposits not bearing Interest</b>		
8443	Civil Deposits	161,46.77	1,77,00.31
	<b>Total (b) Deposits not bearing Interest</b>	<b>161,46.77</b>	<b>1,77,00.31</b>
	<b>(c) Advances</b>		
8550	Civil Advances	23,10.97	20,05.57
	<b>Total (c) Advances</b>	<b>23,10.97</b>	<b>20,05.57</b>
	<b>Total K. Deposits and Advances</b>	<b>1,84,57.74</b>	<b>1,97,05.88</b>
<b>L.</b>	<b>Suspense and Miscellaneous</b>		
	<b>(b) Suspense</b>		
8658	Suspense Accounts	59,36.78	2,02,13.90
	<b>Total (b) Suspense</b>	<b>59,36.78</b>	<b>2,02,13.90</b>
	<b>(c) Other Accounts</b>		
8671	Departmental Balances	2,31.78	(-)6,74.41(c)
8672	Permanent Cash Imprest	0.32	0.05
8673	Cash Balance Investment Account	31,53,41.00	24,49,89.00
	<b>Total (c) Other Accounts</b>	<b>31,55,73.10</b>	<b>24,43,14.64</b>
	<b>Total L. Suspense and Miscellaneous</b>	<b>32,15,09.88</b>	<b>26,45,28.54</b>
<b>M.</b>	<b>Remittances</b>		
	<b>(a) Money Orders and Other Remittances</b>		
8782	Cash Remittances and adjustments between officers rendering accounts to the same accounts officer	7,61,73.17	9,36,85.43
	<b>Total (a) Money Orders and Other Remittances</b>	<b>7,61,73.17</b>	<b>9,36,85.43</b>
	<b>(b) Inter Government Adjustment Account</b>		
8793	Inter State Suspense Account	15.80	38.76
	<b>Total (b) Inter Government Adjustment Account</b>	<b>15.80</b>	<b>38.76</b>
	<b>Total M. Remittances</b>	<b>7,61,88.97</b>	<b>9,37,24.19</b>
	<b>Total Public Account</b>	<b>44,01,85.17(d)</b>	<b>40,59,00.75</b>
	<b>Total Disbursement</b>	<b>71,41,92.15</b>	<b>68,85,42.10</b>
	<b>Closing Cash Balance</b>	<b>(-)95,37.31</b>	<b>(-)97,64.28(b)</b>
	<b>GRAND TOTAL</b>	<b>70,46,54.84</b>	<b>67,87,77.82</b>

(c) Since the receipt is more than is more than disbursement, hence minus balance.

(d) Differs due to rounding

**STATEMENT NO. 1 - Contd.**

**EXPLANATORY NOTES**

The transactions on Revenue Account resulted in surplus of Rs. 1,04,73.21 lakh in 2003-2004 as against deficit of Rs.80,65.03 lakh in 2002-2003. Taking into account the transactions other than Revenue Account, there was an overall Deficit of Rs. 2,26.98 lakh in 2003-2004 against an overall deficit of Rs.65,89.70(a) lakh in 2002-2003. The details are given below:

	2002-2003	2003-2004
	(In lakh of rupees)	
<b>Opening Cash Balance</b>	(-) 29,47.60(a)	(-) 95,37.30
<b>Part I Consolidated Fund</b>		
<b>(a) Transaction of Revenue Account</b>		
(i) Receipt heads	18,80,06.64	21,67,65.88
(ii) Expenditure heads	19,60,71.67	20,62,92.67
(iii) Revenue Surplus (+)/Deficit(-)	(-) 80,65.03	(+)1,04,73.21
<b>(b) Transaction other than on Revenue Accounts-</b>		
(i) Capital expenditure	4,51,20.65(a)	4,43,78.43
(ii) Receipts from borrowings(Net)	96,67.52	1,54,45.40
(iii) Loans and Advances by the State Government (Net)	(-)5,13.95	(-)2,34.14
(iv) Transfer to Contingency Fund	...	...
<b>Part I Consolidated Fund (Net)</b>	(-) 4,40,32.11(a)	(-)1,86,93.96
<b>Part II Contingency Fund</b>	...	...
<b>Part III Public Account (Net)</b>	3,74,42.41(a)	1,84,66.98
<b>Closing Cash balance</b>	(-) 95,37.30(a)	(-) 97,64.28
<b>Overall surplus(+)/ Deficit(-)</b>	(-) 65,89.70(a)	(-) 2,26.98

2. Receipts from the Government of India: The revenue receipts in 2003-2004 include Rs. 17,78,41.15 lakh received from the Government of India against Rs. 15,98,25.12 lakh received during the previous year. The details are as under :

	2002-2003	2003-2004
	(In lakh of Rupees)	
<b>(a) Share of net proceeds of</b>		
(i) Taxes on income other than Corporation Tax	20,55.00	51,82.00
(ii) Corporation Tax	59,80.00	86,96.00
(iii) Taxes on Wealth	10.00	8.00
(iv) Customs	63,09.00	68,39.00
(v) Union Excise Duties	97,02.00	99,98.00
(vi) Service Tax and Other Taxes and Duties on Commodities and Services	9,15.00	13,30.00
<b>TOTAL</b>	<b>2,49,71.00</b>	<b>3,20,53.00</b>
<b>(b) Grants from the Central Government</b>		
(i) Grants under the Constitution (Distribution of Revenue) order and under Proviso to Article 275(1) of the Constitution	22,74.98	14,56.57
(ii) Other Grants (for details refer Major Head 1601 in Statement No.11)	13,25,79.14	14,43,31.58
<b>TOTAL</b>	<b>13,48,54.12</b>	<b>14,57,88.15</b>
<b>GRAND TOTAL</b>	<b>15,98,25.12</b>	<b>17,78,41.15</b>

**3. Taxation measures during the year:** During 2003-2004 , Government made enhancement the rate of tax on Vegetable Oil etc. vide Notification No.F.1-1(46)-Tax/2002 dated 03.07.2003 from 7% to 12% and the rate of professional Tax vide notification No. F.II-1(7) -Tax/99(PART) dated 18.08.2003.

Yield of revenue during the period from 19<sup>th</sup> June 2003 to March 2004 from the increased rate of the Sales Tax on Vegetable Oil from 7% to 12% is Rs.37.38 lakh and Professional Tax collection during the year 2003-04 is Rs.17,41.89 lakh as intimated.

(a) Differs due to rounding.



**STATEMENT NO. 1 – Contd.**  
**EXPLANATORY NOTES- Contd.**

**4. Revenue Receipts :**

The Revenue Receipts in 2003-2004 (Rs. 21,67.66 crore) were higher by Rs. 2,87.59 crore than that of 2002-2003 (Rs. 18,80.07 crore). The increase was mainly under :

Major Head of Account	Actuals		Increase	Main Reasons
	2002-2003	2003-2004		
(In lakh of Rupees)				
(i) 0020 Corporation Taxes	59,80.07	86,96.50	27,16.43	(a)
(ii) 0021 Taxes on Income other than Corporation Taxes	20,70.06	51,82.00	31,11.94	(a)
(iii) 0022 Taxes on Agricultural Income	0.85	30.36	29.51	(a)
(iv) 0028 Other Taxes on Income and Expenditure	12,59.50	17,27.83	4,68.33	(a)
(v) 0029 Land Revenue	1,31.05	2,61.02	1,29.97	(a)
(vi) 0030 Stamps and Registrations fees	7,81.02	11,16.91	3,35.89	(a)
(vii) 0037 Customs	63,09.00	68,39.00	5,30.00	(a)
(viii) 0038 Union Excise Duties	97,02.00	99,98.00	2,96.00	(a)
(ix) 0039 State Excise	28,21.27	31,35.85	3,14.58	(a)
(x) 0040 Taxes on Sales, Trade etc.	1,26,97.10	1,49,25.24	22,28.14	(a)
(xi) 0041 Taxes on Vehicles	5,28.72	8,01.38	2,72.66	(a)
(xii) 0043 Taxes and Duties on Electricity	1.02	1.43	0.41	(a)
(xiii) 0044 Service Tax	7,27.00	12,07.00	4,80.00	(a)
(xiv) 0045 Other Taxes and Duties on Commodities and Services	2,61.14	2,68.99	7.85	(a)
(xv) 0055 Police	2,98.72	5,12.54	2,13.82	(a)
(xvi) 0058 Stationary and Printing	68.66	99.49	30.83	(a)
(xvii) 0059 Public Works	1,40.91	2,11.00	70.09	(a)
(xviii) 0070 Other Administrative Services	1,16.27	1,26.65	10.38	(a)
(xix) 0071 Contribution and Recoveries towards Pension and Other Retirement Benefits	20.31	23.15	2.84	(a)
(xx) 0202 Education, Sports, Art and Culture	1,09.62	1,28.45	18.83	(a)
(xxi) 0210 Medical and Public Health	1,58.45	3,41.86	1,83.41	(a)
(xxii) 0211 Family Welfare	2.66	3.89	1.23	(a)
(xxiii) 0215 Water Supply and Sanitation	87.54	1,94.53	1,06.99	(a)

**STATEMENT NO. 1 - Contd.**  
**EXPLANATORY NOTES- Contd.**

Major Head of Account	Actuals		Increase	Main Reasons
	2002-2003	2003-2004		
				(In lakh of Rupees)
(xxiv) 0216 Housing	80.36	87.87	7.51	(a)
(xxv) 0217 Urban Development	1.29	3.69	2.40	(a)
(xxvi) 0220 Information and Publicity	6.35	13.02	6.67	(a)
(xxvii) 0230 Labour and Employment	9.12	9.47	0.35	(a)
(xxviii) 0401 Crop Husbandry	83.89	1,08.26	24.37	(a)
(xxix) 0403 Animal Husbandry	75.35	93.09	17.74	(a)
(xxx) 0405 Fisheries	42.59	52.73	10.14	(a)
(xxxi) 0406 Forestry and Wildlife	4,08.55	14,70.33	10,61.78	(a)
(xxxii) 0408 Food Storage and Warehousing	8.55	22.91	14.36	(a)
(xxxiii) 0435 Other Agricultural Programmes	0.06	8.38	8.32	(a)
(xxxiv) 0506 Land Reforms	2.04	3.13	1.09	(a)
(xxxv) 0515 Other Rural Development Programmes	11.64	21.57	9.93	(a)
(xxxvi) 0702 Minor Irrigation	9.53	16.18	6.65	(a)
(xxxvii) 0801 Power	59,67.99	1,21,78.17	62,10.18	(a)
(xxxviii) 0851 Village and Small Industries	8.94	12.45	3.51	(a)
(xxxix) 1452 Tourism	30.63	39.64	9.01	(a)
(xl) 1601 Grants-in-aid from Central Government	13,48,54.12	14,57,88.15	1,09,34.03	(a)

(a) Reasons for increase in Revenue Receipts were called for from the State Government; the reply have not been received (September 2004).

## STATEMENT NO. 1 – Contd.

## EXPLANATORY NOTES- Contd.

The increase was partly counterbalanced by decrease, mainly under:-

Major Head of Account	Actuals		Decrease	Main Reasons
	2002-2003	2003-2004		
(In lakh of Rupees)				
(i) 0032 Taxes on Wealth	10.00	8.00	2.00	(a)
(ii) 0049 Interest Receipts	5,82.52	3,66.97	2,15.55	(a)
(iii) 0051 Public Service Commission	0.54	0.26	0.28	(a)
(iv) 0056 Jails	13.00	6.56	6.44	(a)
(v) 0075 Miscellaneous General Services	1.95	...	1.95	(a)
(vi) 0235 Social Security and Welfare	17.19	7.33	9.86	(a)
(vii) 0250 Other Social Services	8,40.42	11.98	8,28.44	(a)
(viii) 0404 Dairy Development	2.50	0.02	2.48	(a)
(ix) 0425 Co-operation	6.43	5.36	1.07	(a)
(x) 0552 North Eastern Areas	1.00	...	1.00	(a)
(xi) 0701 Major and Medium Irrigation	13.97	...	13.97	(a)
(xii) 1456 Civil Supplies	7.10	6.83	0.27	(a)
(xiii) 1475 Other General Economic Services	31.41	29.06	2.35	(a)

(a) Reasons for decrease in Revenue Receipts were called for from the State Government; the reply have not been received (September 2004).

## STATEMENT NO. 1 – Contd.

## EXPLANATORY NOTES- Contd.

## 5. Expenditure on Revenue Account:

The increase of Rs 1,02.21 crore in expenditure on Revenue Account from Rs 19,60.72 crore in 2002-2003 to Rs. 20,62.93 crore in 2003-2004 was mainly under :

Major Head of Account	Actuals		Increase	Main Reasons
	2002-2003	2003-2004		
(In lakh of Rupees)				
(i) 2011 Parliament/State/Union				
Territory Legislatures	4,21.84	4,34.32	12.48	(a)
(ii) 2013 Council of Ministers	37.28	48.73	11.45	(a)
(iii) 2014 Administration of Justice	11,45.41	12,59.54	1,14.13	(a)
(iv) 2015 Election	4,12.13	4,31.74	19.61	(a)
(v) 2020 Collection of Taxes in				
Income and Expenditure	13.89	16.88	2.99	(a)
(vi) 2029 Land Revenue	9,32.30	9,34.93	2.63	(a)
(vii) 2041 Taxes on vehicles	50.85	56.75	5.90	(a)
(viii) 2045 Other Taxes and Duties on Commodities				
and Services	14.82	16.95	2.13	(a)
(ix) 2049 Interest Payments	2,90,73.36	3,32,70.52	41,97.16	(a)
(x) 2051 Public Service Commission	1,05.56	1,21.48	15.92	(a)
(xi) 2053 District Administration	12,26.73	12,73.83	47.10	(a)
(xii) 2055 Police	1,91,06.19	2,02,46.08	11,39.89	(a)
(xiii) 2056 Jails	5,59.64	5,97.26	37.62	(a)
(xiv) 2059 Public Works	24,18.87	41,33.15	17,14.28	(a)
(xv) 2070 Other Administrative Services	20,77.06	22,73.15	1,96.09	(a)
(xvi) 2075 Miscellaneous General Services	1.04	1.41	0.37	(a)
(xvii) 2202 General Education	4,41,74.89	4,59,51.09	17,76.20	(a)
(xviii) 2203 Technical Education	3,48.15	3,82.67	34.52	(a)
(xix) 2204 Sports and Youth Services	12,97.56	13,64.56	67.00	(a)
(xx) 2205 Art and Culture	2,44.49	3,10.29	65.80	(a)
(xxi) 2210 Medical and Public Health	64,68.41	77,54.60	12,86.19	(a)
(xxii) 2216 Housing	2,02.16	2,75.24	73.08	(a)
(xxiii) 2217 Urban Development	1,88.99	5,30.10	3,41.11	(a)
(xxiv) 2230 Labour and Employment	5,28.11	5,37.87	9.76	(a)
(xxv) 2236 Nutrition	12,08.87	20,34.35	8,25.48	(a)

## STATEMENT NO. 1 – Contd.

## EXPLANATORY NOTES- Contd.

Major Head of Account	Actuals		Increase	Main Reasons	
	2002-2003	2003-2004			
(In lakh of Rupees)					
(xxvi) 2403	Animal Husbandry	19,70.30	20,89.68	1,19.38	(a)
(xxvii) 2404	Dairy Development	80.68	81.57	0.89	(a)
(xxviii) 2405	Fisheries	10,58.53	10,95.10	36.57	(a)
(xxix) 2415	Agricultural Research and Education	7.02	7.47	0.45	(a)
(xxx) 2425	Co-operation	6,08.05	6,39.07	31.02	(a)
(xxxi) 2501	Special Programmes for Rural Development	3,85.34	4,11.06	25.72	(a)
(xxxii) 2506	Land Reforms	8,13.36	8,25.02	11.66	(a)
(xxxiii) 2552	Special Area Programmes	3.17	2,21.73	2,18.56	(a)
(xxxiv) 2801	Power	80,49.97	1,32,74.32	52,24.35	(a)
(xxxv) 2851	Village and Small Industries	18,99.55	20,82.86	1,83.31	(a)
(xxxvi) 2875	Other Industries	16.14	1,82.79	1,66.65	(a)
(xxxvii) 3275	Other Communication Services	7,12.06	7,20.93	8.87	(a)
(xxxviii) 3425	Other Scientific Research	46.39	50.88	4.49	(a)
(xxxix) 3452	Tourism	1,30.83	1,33.83	3.00	(a)
(xL) 3456	Civil Supplies	1,19.42	1,97.58	78.16	(a)

(a) Reasons for increase in Revenue Expenditure were called for from the State Government; the reply have not been received (September 2004).

**STATEMENT NO. 1 – Concl'd.**  
**EXPLANATORY NOTES- Concl'd.**

The increase was partly counterbalanced by decrease, mainly under :

<b>Major Head of Account</b>		<b>Actuals 2002-2003</b>	<b>Decrease 2003-2004</b>	<b>Main Reasons</b>
(In lakh of Rupees)				
(i)	2012 President/Vice President/Governor Administrator of Union Territories	1,14.73	1,11.99	2.74 (a)
(ii)	2030 Stamps and Registration	1,01.30	93.56	7.74 (a)
(iii)	2039 State Excise	50.39	46.06	4.33 (a)
(iv)	2040 Taxes on Sales, Trades etc.	2,05.19	1,86.44	18.75 (a)
(v)	2047 Other Fiscal Services	78.97	77.19	1.78 (a)
(vi)	2052 Secretariat General Services	12,28.19	12,11.15	17.04 (a)
(vii)	2054 Treasury and Accounts Administration	1,85.98	1,66.75	19.23 (a)
(viii)	2058 Stationary and Printing	4,58.12	4,12.97	45.15 (a)
(ix)	2071 Pension and Other Retirement Benefits	2,26,53.19	2,01,84.61	24,68.58 (a)
(x)	2211 Family Welfare	19,44.07	8,88.20	10,55.87 (a)
(xi)	2215 Water Supply and Sanitation	13,74.94	12,59.29	1,15.65 (a)
(xii)	2220 Information and Publicity	9,10.04	8,62.60	47.44 (a)
(xiii)	2225 Welfare of Scheduled Castes, Scheduled Tribes and Other Backward Classes	67,70.06	66,83.07	86.99 (a)
(xiv)	2235 Social Security and Welfare	47,46.55	39,10.98	8,35.57 (a)
(xv)	2245 Relief on account of Natural Calamities	11,85.97	4,59.27	7,26.70 (a)
(xvi)	2250 Other Social Services	62.54	60.63	1.91 (a)
(xvii)	2401 Crop Husbandry	58,18.61	52,61.36	5,57.25 (a)
(xviii)	2402 Soil and Water Conservation	6,45.44	6,43.98	1.46 (a)
(xix)	2406 Forestry and Wildlife	25,97.91	25,38.34	59.57 (a)
(xx)	2407 Plantation	20.00	17.81	2.19 (a)
(xxi)	2408 Food, Storage and Warehousing	6,69.58	5,71.73	97.85 (a)
(xxii)	2435 Other Agricultural Programmes	0.25	...	0.25 (a)
(xxiii)	2505 Rural development	4,39.05	2,23.40	2,15.65 (a)
(xxiv)	2515 Other Rural Development Programmes	56,78.75	50,94.20	5,84.55 (a)
(xxv)	2702 Minor Irrigation	16,71.58	16,44.06	27.52 (a)
(xxvi)	2711 Flood Control and Drainage	6,58.04	4,89.11	1,68.93 (a)
(xxvii)	2810 Non Conventional Sources of Energy	38.77	38.06	0.71 (a)
(xxviii)	3054 Roads and Bridges	28,38.21	26,44.90	1,93.31 (a)
(xxix)	3055 Road Transport	32.48	12.17	20.31 (a)
(xxx)	3075 Other Transport Services	65.00	34.00	31.00 (a)
(xxxi)	3451 Secretariat-Economic Services	1,34.14	1,18.06	16.08 (a)
(xxxii)	3454 Census Survey and Statistics	2,19.08	1,94.47	24.61 (a)
(xxxiii)	3475 Other General Economy Services	1,07.45	1,04.72	2.73 (a)

(a) Reasons for decrease in Revenue Expenditure were called for from the State Government; the reply have not been received (September 2004)

**STATEMENT NO. 2 - CAPITAL OUTLAY - PROGRESSIVE CAPITAL OUTLAY  
TO THE END OF 2003-2004**

Major Head of Account		Expenditure to the end of 2002-2003	Expenditure during 2003-2004	Expenditure to the end of 2003-2004
(In lakh of Rupees)				
<b>A.</b>	<b>Capital Account of General Services</b>			
4055	Capital Outlay on Police	56,70.71	17,48.12	74,18.83
4059	Capital Outlay on Public Works	92,40.97	7,43.19	99,84.16
4070	Capital Outlay on Other Administrative Services	79,04.33	18,59.58	97,63.91
	<b>Total A Capital Account of General Services</b>	<b>2,28,16.01</b>	<b>43,50.89</b>	<b>2,71,66.90</b>
<b>B.</b>	<b>Capital Account of Social Services</b>			
4202	Capital Outlay on Education, Sports, Art and Culture	1,07,29.35	24,38.39	1,31,67.74
4210	Capital Outlay on Medical and Public Health	66,69.22	4,61.35	71,30.57
4211	Capital Outlay on Family Welfare	4,10.54	1,70.26	5,80.80
4215	Capital Outlay on Water Supply and Sanitation	4,82,79.54	63,19.59	5,45,99.13
4216	Capital Outlay on Housing	3,98,29.04	42,26.49	4,40,55.53(a)
4217	Capital Outlay on Urban Development	21,61.51	...	21,61.51
4220	Capital Outlay on Information and Publicity	10.00	...	10.00
4225	Capital Outlay on Welfare of Scheduled Castes, Scheduled Tribes and Other Backward Classes	40,43.22	12,88.18	53,31.40
4235	Capital Outlay on Social Security and Welfare	1,73.27	7,88.22	9,61.49
4236	Capital Outlay on Nutrition	1,32.04	...	1,32.04
4250	Capital Outlay on Other Social Services	5.83	3.99	9.82(a)
	<b>Total B Capital Account of Social Services</b>	<b>11,24,43.56</b>	<b>1,56,96.47</b>	<b>12,81,40.03</b>
<b>C.</b>	<b>Capital Accounts of Economic Services</b>			
(a)	<b>Capital Account of Agriculture and Allied Activities</b>			
4401	Capital Outlay on Crop Husbandry	7,87.42	6,21.22	14,08.64
4402	Capital Outlay on Soil and Water Conservant	5,03.41	3,07.51	8,10.92
4403	Capital Outlay on Animal Husbandry	8,10.57	2,63.37	10,73.94
4404	Capital Outlay on Dairy Development	1,96.20	...	1,96.20
4405	Capital Outlay on Fisheries	92.98	38.53	1,31.51(a)
4406	Capital Outlay on Forestry and Wild Life	8,26.47	1,27.78	9,54.25
4407	Capital Outlay on Plantations	87.50	...	87.50
4408	Capital Outlay on Food Storage and Warehousing	29,16.41	(-)2,78.66	26,37.75
4415	Capital Outlay on Agricultural Research and Education	48.53	...	48.53
4425	Capital Outlay on Co-operation	47,28.19	1,97.04	49,25.23
4435	Capital Outlay on Other Agricultural Programmes	6,56.69	1,02.23	7,58.92
	<b>Total (a) Capital Account of Agriculture and Allied Activities</b>	<b>1,16,54.37</b>	<b>13,79.02</b>	<b>1,30,33.39</b>
(b)	<b>Capital Account of Rural Development</b>			
4515	Capital Outlay on Other Rural Development Programmes	96,68.27	1,08.19	97,76.46
	<b>Total (b) Capital Account of Rural Development</b>	<b>96,68.27</b>	<b>1,08.19</b>	<b>97,76.46</b>
(c)	<b>Capital Account of Special Areas Programmes</b>			
4552	Capital Outlay on North Eastern Areas	2,99,69.92	31,92.59	3,31,62.51(a)
	<b>Total (c) Capital Account of Special Areas Programme</b>	<b>2,99,69.92</b>	<b>31,92.59</b>	<b>3,31,62.51</b>

(a) Differs with Statement No. 13 due to rounding.

## STATEMENT NO. 2 - Contd.

Major Head of Account		Expenditure to the end of 2002-2003	Expenditure during 2003-2004	Expenditure to the end of 2003-2004
(In lakh of Rupees)				
<b>C. Capital Accounts of Economic Services - Concl'd.</b>				
<b>(d) Capital Account of Irrigation and Flood Control</b>				
4701	Capital Outlay on Major and Medium Irrigation	1,27,98.60	5,43.13	1,33,41.73
4702	Capital Outlay on Minor Irrigation	1,09,42.05	19,75.64	1,29,17.69
4705	Capital Outlay on Command Area Development	48.72	...	48.72
4711	Capital Outlay on Flood Control Projects	65,79.03	6,94.98	72,74.01
<b>Total (d) Capital Account of Irrigation and Flood Control</b>		<b>3,03,68.40</b>	<b>32,13.75</b>	<b>3,35,82.15</b>
<b>(e) Capital Account of Energy</b>				
4801	Capital Outlay on Power Projects	6,48,71.53	41,15.77	6,89,87.30
4810	Capital Outlay on Non-Conventional Sources of Energy	8,04.19	11.46	8,15.65
<b>Total (e) Capital Account of Energy</b>		<b>6,56,75.72</b>	<b>41,27.23</b>	<b>6,98,02.95</b>
<b>(f) Capital Account of Industry and Minerals</b>				
4851	Capital Outlay on Village and Small Industries	4,23.76	...	4,23.76
4860	Capital Outlay on Consumer Industries	85,17.31	9,31.00	94,48.31
4875	Capital Outlay on Other Industries	10,64.50	1.00	10,65.50
4885	Capital Outlay on Industries and Minerals	12,13.00	68.00	12,81.00
<b>Total (f) Capital Account of Industry and Minerals</b>		<b>1,12,18.57</b>	<b>10,00.00</b>	<b>1,22,18.57</b>
<b>(g) Capital Account of Transport</b>				
5054	Capital Outlay on Roads and Bridges	6,20,71.60	93,59.65	7,14,31.25
5055	Capital Outlay on Road Transport	89,60.12	12,69.25	1,02,29.37
<b>Total (g) Capital Account of Transport</b>		<b>7,10,31.72</b>	<b>1,06,28.90</b>	<b>8,16,60.62</b>
<b>(h) Capital Account of Communication</b>				
5275	Capital Outlay on Other Communication Services	4.25	2.08	6.33
<b>Total (h) Capital Account of Communication</b>		<b>4.25</b>	<b>2.08</b>	<b>6.33</b>
<b>(i) Capital Account of Science, Technology and Environment</b>				
5425	Capital Outlay on Other Scientific and Environ- mental Research	1,56.21	7.00	1,63.21
<b>Total (i) Capital Account of Science, Technology and Environment</b>		<b>1,56.21</b>	<b>7.00</b>	<b>1,63.21</b>
<b>(j) Capital Account of General Economic Services</b>				
5452	Capital Outlay on Tourism	1,87.48	1,06.00	2,93.48(a)
5465	Investments in General Financial and Trading Institutions	52,07.47	5,66.31	57,73.78
<b>Total (j) Capital Account of General Economic Services</b>		<b>53,94.95</b>	<b>6,72.31</b>	<b>60,67.26</b>
<b>Total C. Capital Account of Economic Services</b>		<b>23,51,42.38</b>	<b>2,43,31.07</b>	<b>25,94,73.44</b>
<b>GRAND TOTAL</b>		<b>37,04,01.95</b>	<b>4,43,78.43</b>	<b>41,47,80.38</b>

(a) Differs with Statement No. 13 due to rounding.



**STATEMENT NO. 2 - Concl'd.**

**EXPLANATORY NOTES**

During 2003-2004, the Government invested Rs.26,86.02 lakh in various concerns as under:

Sl.No.	Name of the concern	Amount (In lakh of Rupees)
<b>I.</b>	<b>Statutory Corporation</b>	
	Tripura Road Transport Corporation, Agartala	9,23.67
<b>II.</b>	<b>Government Companies</b>	
(i)	Tripura Handloom and Handicrafts Development Corporation Limited, Agartala	2,28.98
(ii)	Tripura Forest Development and Plantation Corporation Ltd.	1,18.83
(iii)	Tripura Small Industries Corporation Ltd.	2,18.50
(iv)	Tripura Jute Mills Limited, Agartala	7,60.00
(v)	Tripura Tea Development Corporation Limited, Agartala	1,71.00
(vi)	Tripura Industrial Development Corporation Limited, Agartala	68.00
<b>III</b>	<b>Co-operative Banks, Societies etc.</b>	
(i)	Multipurpose Rural Co-operative	31.72
(ii)	Credit Co-operative	70.87
(iii)	Other Co-operatives	94.45
	<b>TOTAL</b>	<b>26,86.02</b>

The total investments of the Government in share capital of different concerns at the end of 2002-03 and 2003-04 were Rs.2,86,26.54 lakh and Rs.3,13,12.56 lakh respectively as shown below. During 2003-04, no dividend was received.

	2002-2003		2003-2004	
	Number of Concern(s)	Amount (In lakh of Rupees)	Number of concern(s)	Amount (In lakh of Rupees)
(i) Statutory Corporations	2	90,17.62	2	99,41.29
(ii) Government Companies	9	1,47,38.54	9	1,63,03.85
(iii) Bank	1	4,24.11	1	4,24.11
(iv) Co-operatives	676	44,46.27	1602	46,43.31
<b>TOTAL</b>	<b>688</b>	<b>2,86,26.54</b>	<b>1614</b>	<b>3,13,12.56*</b>

\*Differs with Statement No. 14; the difference is under re-conciliation.

S T A T E M E N T  
FINANCIAL RESULTS OF

Sl. No.	Name of Project	Capital Outlay <u>during the year</u>			Capital Outlay <u>During the year</u>			Revenue Receipt <u>during the year</u>			Revenue forgone/ remission Of reven- ue during the year
		Direct	Indirect	Total	Direct	Indirect	Total	Direct	Indirect	Total	

**A. Irrigation works**

Productive  
( Details by Project/  
Schemes )

Total Productive

Unproductive  
( Details by Projects/  
Schemes )

Total Unproductive

**N I**

**Total A**

**B. Navigaiton,Embankment  
and Drainage Works.**

(Details by Projects/  
Schemes)

**Total B**

**Grand Total**

\* There is no commercial irrigation Project in Tripura State.

**IRRIGATION WORKS**

Total Revenue during the year	Working expenses and maintenance charges during the <u>year</u>			Net Revenue <u>excluding interest</u>			Net Profit or loss <u>after meeting interest</u>		
	Direct	Indirect	Total	Surplus of revenue over ex- penditure or excess of expendi- ture over revenue	Rate per cent on capital outlay to the end of the year	Interest on capital outlay	Surplus of revenue over ex- penditure or excess of expendi- ture over revenue	Rate per cent on capital outlay to the end of the year	

**L \***

**STATEMENT NO. 4**  
**DEBT POSITION**  
**(i) Statement of Borrowings**

Nature of Borrowings	Balance on 1st April 2003	Receipts during the year	Repayment during the year	Balance on 31st March 2004	Net Increase (+) Decrease (-)
( In lakh of Rupees)					
<b>E. Public Debt</b>					
<b>1. Internal Debt of the State Government</b>					
(i) Market Loans bearing Interest	5,82,46.82	2,92,50.98	19,66.00	8,55,31.80	+2,72,84.98
(ii) Market Loans not bearing Interest	22.58	...	...	22.58	...
(iii) Loans from the Life Insurance Corporation of India	2,18,21.97	79,77.39	14,26.38	2,83,72.98	+65,51.01
(iv) Loans from General Insurance Corporation of India	60,52.16	(-) 59,91.22	7.33	53.61	(-) 59,98.55
(v) Loans from the National Bank for Agricultural and Rural Development	7,83.94	...	28.67	7,55.27	-28.67
(vi) Loans from the State Bank of India and other Bank.	...	...	9.43	-9.43	-9.43
(vii) Loans from National Co-operative Development Corporation	63.45	63.87	21.15	1,06.17	+42.72
(viii) Loans from other Institutions	66,96.92	6.16	6,70.35	60,32.73	-6,64.19
(ix) Ways and Means Advances from the Reserve Bank of India	...	62,80.00	62,80.00	...	...
(x) Other Loan	5,32.81	...	...	5,32.81	...
<b>2. Loans and Advances from the Central Government.</b>	7,29,58.52	92,25.16	2,09,57.64	6,12,26.04	-1,17,32.48
<b>TOTAL Public Debt</b>	<b>16,71,79.17</b>	<b>4,68,12.34</b>	<b>3,13,66.95</b>	<b>18,26,24.56</b>	<b>+1,54,45.39</b>
<b>I Small Savings, Provident Fund etc</b>	<b>14,06,42.76</b>	<b>5,26,46.38</b>	<b>2,71,31.47</b>	<b>16,61,57.67</b>	<b>+2,55,14.91</b>
<b>TOTAL DEBT</b>	<b>30,78,21.93</b>	<b>9,94,58.72</b>	<b>5,84,98.42</b>	<b>34,87,82.23</b>	<b>+4,09,60.30</b>

**EXPLANATORY NOTES**

1. **Total Debt:** The indebtedness of the State Government increased by Rs.4, 09,60.29 lakh from Rs.30,78,21.94 lakh on 1st April 2003 to Rs.34,87,82.23 lakh on 31st March 2004.

2. **Market loans bearing interest:** These are long-term loans (which have a currency of more than 12 months) raised in the open market. During the year, the Government floated loan of Rs.2,92,50.98 lakh (6.40 percent, 6.35 percent and 6.20 percent Tripura State Development Loan – 2013; 6.20 percent and 5.85 percent Tripura State Development Loan – 2015; 5.9 percent Tripura State Development Loan 2017 and 8.5 percent Tax free Government of Tripura Special Bonds – Power).

3. **Market loans not bearing interest:** These are unclaimed balance of matured loan which have been notified for discharge and have ceased to bear interest from the due date of discharge.

4. **Loans from autonomous bodies:** This category of borrowings embraces loans obtained by the Government from various autonomous bodies, such as the Life Insurance Corporation of India, General Insurance Corporation of India, National Insurance Corporation of India, National Bank for Agricultural and Rural Development, National Co-operative Development Corporation and Rural Electrification Corporation. The Government received Rs.20,56.20 lakh as loan from these bodies during 2003-2004

No act under Article 293 of the Constitution of India has been passed by the Legislature of the State laying down the limits within which the Government may borrow on the Security of the consolidated fund of the State.

**STATEMENT NO.4 - Concl'd.**

**5. Short Term borrowings:** This class of debt comprises borrowings of purely temporary character repayable within twelve months such as ways and means advances obtained from the Reserve Bank of India to cover shortfalls in the minimum cash balance with the Bank. The balance of ways and means advances at the beginning of the year was NIL.

During the year 2003-2004, the Government obtained Rs.62,80.00 lakh as ordinary Ways and Means Advances from the Reserve Bank of India. The entire amount was repaid during the year leaving no outstanding at the end of the year. Full particulars of Ways and Means Advances obtained from Reserve Bank of India are mentioned in Statement No. 7.

**6. Loans and Advances from the Central Government:** Borrowings from the Government of India decreased by Rs.1,17,32.48 lakh from Rs. 7,29,58.52 lakh on 1st April 2003 to Rs.6,12,26.04 lakh on 31st March 2004. These constitute the largest component (17.55 percent) of the State Government total debt of Rs.34,87,82.23 lakh on the 31st March 2004.

**7. Small Savings, Provident Funds, etc.:** This head comprises the Provident Fund balances of the Government servants. A more detailed account of various types of borrowings is given in Statement Nos. 16.

**(ii) OTHER OBLIGATIONS**

In addition to the above, the balances at the credit of certain deposits, to the extent to which they have not been invested but are merged with general cash balance of the Government, also constitute the liability of the State Government. The amount of such liability at the end of March 2004 was Rs. 1,02,44.91 lakh as shown below. Further details are given in Statement No.16.

Nature of Borrowings	Balance on 1st April 2003	Receipt during the year	Repayment during the year	Balance on 31st March 2004	Net Increase (+) or Decrease (-)
( In lakh of Rupees)					
Non-interest bearing obligations, such as civil deposits, deposits of Local Funds	74,17.04	2,05,28.18	1,77,00.31	1,02,44.91	(+) 28,27.87

**(iii) SERVICE OF DEBT**

**(a) Interest on debt and other obligations :** The outstanding gross debt and other obligations and the net amount of interest charges met from revenue during 2002-2003 and 2003-2004 are as shown below :

	2002-2003	2003-2004	Net Increase(+) or Decrease(-)
(In lakh of rupees)			
Gross Debt and other Obligations outstanding at the end of the year	31,55,86.87	35,90,27.14	(+) 4,34,40.27
Interest paid by Government on debt and other obligations	2,90,73.36	3,32,70.52	+41,97.16
<b>Deduct</b>			
(a)Interest received on loans and Advances given by the Government	32.61	59.90	+27.29
(b)Interest realised on Investment of Cash Balance	5,49.91	3,07.06	-2,42.85
Net amount of interest charges	2,84,90.84	3,29,03.56	+44,12.72
Percentage of Gross Interest to total revenue receipts	15.46	15.35	-0.11
Percentage of net interest to total revenue receipts	15.15	15.18	+0.03

**STATEMENT NO. 5- LOANS AND ADVANCES BY THE STATE GOVERNMENT**

**(i) Statement of Loans and Advances**

Sl. No.	Category of Loans and Advances	Balance outstanding on 1st April 2003	Amount paid during the year	Amount repaid during the year	Balance outstanding on 31st March 2004	Net Increase(+) Decrease(-)
(In lakh of Rupees)						
<b>1.</b>	<b>Loans for Social Services</b>					
(i)	Education, Sports, Art and Culture	0.80	...	...	0.80	...
(ii)	Water Supply, Sanitation, Housing and Urban Development	9,46.64	...	22.59	9,24.05	(-)22.59
(iii)	Social Welfare and Nutrition	10,21.45	...	...	10,21.45	...
(iv)	Others	23.90	...	...	23.90	...
	<b>Total 1 Loans for Social Services</b>	<b>19,92.79</b>	<b>...</b>	<b>22.59</b>	<b>19,70.20</b>	<b>(-)22.59</b>
<b>2.</b>	<b>Loans for Economic Services</b>					
(i)	Agriculture and Allied Activities	10,77.91	55.00	10.42	11,22.49	(+) 44.58
(ii)	Other Rural Development	39.72	...	...	39.72	...
(iii)	Industries and Minerals	3,56.35	...	2.28	3,54.07	(-) 2.28
(iv)	Transport	15.00	...	...	15.00	...
	<b>Total 2 Loans for Economic Services</b>	<b>14,88.98</b>	<b>55.00</b>	<b>12.70</b>	<b>15,31.28</b>	<b>(+) 42.30</b>
<b>3.</b>	<b>Loans to Government Servants</b>	<b>27,50.99</b>	<b>5,48.31</b>	<b>3,33.88</b>	<b>29,65.42</b>	<b>(+) 2,14.42</b>
<b>4.</b>	<b>Loans for Miscellaneous Purposes</b>	<b>31.02</b>	<b>...</b>	<b>...</b>	<b>31.02</b>	<b>...</b>
	<b>Total F Loans and Advances</b>	<b>62,63.78</b>	<b>6,03.31</b>	<b>3,69.17</b>	<b>64,97.92</b>	<b>(+) 2,34.14</b>

A more detailed account is given in Statement No.18.

**(ii) Recoveries in arrears**

Detailed account of certain classes of loans and advances is maintained by the Accountant General (Accounts & Entitlement) while that of others is maintained by the officers of the State Government.

**Loans of which the detailed accounts are maintained by the Departmental Officers:** Every departmental officer maintaining detailed account of loans is required to furnish to Accounts Office each year details of arrears (as on 31st March) in recovery of loans and interest thereon. Information about arrears as on 31st March 2004 had not been received .

**STATEMENT NO.6 - GUARANTEES GIVEN BY THE GOVERNMENT FOR REPAYMENT  
OF LOANS, ETC., RAISED BY STATUTORY CORPORATIONS,  
LOCAL BODIES AND OTHER INSTITUTIONS**

Guarantees have been given by the Government for due discharge of certain liabilities like loans raised by Statutory Corporations, Co-operative Institutions, Local Bodies, etc. These guarantees constitute contingent liabilities on the State revenues.

2. The Government does not levy any fee or charge to cover the risk in the guarantee nor has it set apart any funds for meeting the liabilities which may arise on invocation of the guarantee.

3. No act under Article 293 of the Constitution has been passed by the State Legislature laying down the limits within which Government may give guarantee on the security of the consolidated fund of the State.

4. The maximum amount guaranteed up to 31st March 2004 was Rs. 64,83.26 lakh against which the amount outstanding on that date was Rs. 41,40.01 lakh as principal and Rs.1.95 lakh as interest. Particulars of guarantees given by the Government and Outstanding on the 31st March 2004 are shown below:

Ser- ial No.	Body on whose behalf guarantee has been given and brief nature of guarantee	Maximum amount guaranteed	Sum guaranteed outstand -ing on 31st March 2004	
			Principal	Interest
			(In lakh of Rupees)	
<b>I.</b>	<b>Government Companies</b>			
(i)	Tripura Handloom & Handicrafts Development Corporation Ltd. Guarantee for Cash credit accommodation	50.00	50.00	NA
	<b>Total</b>	<b>50.00</b>	<b>50.00</b>	<b>NA</b>
<b>II</b>	<b>Co-operative Institutions and Banks</b>			
(i)	Tripura State Co-operative Bank Limited			
(a)	Block guarantee given for refinance from NABARD in respect of MT loan.	12,50.00	1,56.82	1.95
(b)	Block guarantee given for long term loan under World Bank Aided Rubber Project	9,23.20	9,23.20	NIL
(ii)	Tripura Co-operative Agricultural and Rural Development Bank Limited . Guarantee accorded for availing NABARD loan <b>for floatation of debenture for a block period of three years i.e. from 2001-02 to 2003-04</b>	<b>10,00.00</b>	<b>5,75.47</b>	<b>NIL</b>
(iii)	Tripura Scheduled Castes Co-operative Development Corporation Limited .			
(a)	Guarantee given for raising loan from UBI and NSFDC (Total loans borrowed Rs. 11,71.97 lakh from NSFDC out of which Rs. 5,39.61 lakh refunded in quarterly instalment basis.)	7,40.78	6,32.36	NIL
(b)	Block Guarantee provided for raising loan from NSKFDC for rehabilitation of Safai Karmacharies	1,60.00	1,36.09	NIL

## STATEMENT NO.6 - Concl'd.

Serial No.	Body on whose behalf guarantee has been given and brief nature of guarantee	Maximum amount guaranteed	Sum guaranteed outstanding on 31st March 2004	
			Principal	Interest
			(In lakh of Rupees)	
(iv)	Tripura OBC Co-operative Development Corporation Guarantee given for borrowing loan from NBCFDC, New Delhi	6,00.00	2,92.46	NIL
(v)	Tripura Minorities Co-operative Development Corporation Guarantee given for borrowing loan from NMFDC	2,70.00	1,99.50	NIL
(vi)	Fishermen Co-operative societies of Tripura (11 Nos) Guarantee given for borrowing loan by 11 Nos. fisherman Co-operative societies in the year 1989-90.	24.71	NIL	NIL
(vii)	Tripura Scheduled Tribe Co-operative Development Corporation Block Guarantee provided for raising loan from SC/ST Corporation. (Total refinance availed Rs. 12,96.22 lakh )	5,02.75	7,27.51	NIL
	<b>Total</b>	<b>54,71.44</b>	<b>36,43.41</b>	<b>1.95</b>
<b>III Municipality and Notified Area</b>				
(i)	Agartala Municipal Council:-			
(a)	Guarantee provided for raising loan from L.I.C. for augmentation of Agartala Water supply Scheme.	42.00	9.55	NIL
(ii)	Notified Area Authorities-			
(a)	Sonamura Nagar Panchayat :-			
(i)	LIC loan raised for water supply scheme	30.00	13.64	NIL
(ii)	HUDCO loan raised for implementation of 2-MHP	1,10.80	75.87	NIL
(b)	Khowai Nagar Panchayat :-			
	HUDCO loan raised for implementation of 2-MHP	1,10.80	24.25	NIL
(c)	Teliamura Nagar Panchayat :-			
(i)	HUDCO loan raised for implementation of 2-MHP	1,10.80	7.87	NIL
(ii)	HUDCO loan raised for implementation of SHAHU-NRY	4.08	2.87	NIL
(d)	Ranir Bazar Nagar Panchayat HUDCO loan raised for implementation of 2-MHP	66.54	62.25	NIL
(e)	Udaipur Nagar Panchayat:-			
(i)	L.I.C.loan raised for water supply scheme	12.00	6.06	NIL
(ii)	HUDCO loan raised for implementation of 2-MHP	1,10.80	49.28	NIL
(f)	Sabroom Nagar Panchayat for raising HUDCO loan raised for implementation of 2-MHP	61.00	56.28	NIL
(g)	Dharmanagar Nagar Panchayat:			
(i)	LIC loan raised for water supply scheme	30.00	13.64	NIL
(ii)	HUDCO loan raised for implementation of 2-MHP	2,53.00	1,15.95	NIL
(h)	Kailashahar Nagar Panchayat LIC loan raised for implementation of water supply scheme	20.00	9.09	NIL
	<b>Total</b>	<b>9,61.82</b>	<b>4,46.60</b>	<b>NIL</b>
	<b>GRAND TOTAL (I+II+III)</b>	<b>64,83.26</b>	<b>41,40.01</b>	<b>1.95</b>



**STATEMENT NO. 7 - CASH BALANCES AND INVESTMENTS OF CASH BALANCES**

		As on 1st April 2003	As on 31st March 2004
( In lakh of Rupees )			
<b>(a)</b>	<b>General Cash Balances</b>		
(1)	Cash in Treasuries	0.01	0.01
(2)	Deposits with the Reserve Bank	(-) 95,37.32	(-) 97,64.30
(3)	Investment held in the "Cash Balance Investment Account"	92,18.50	(-) 2,59.50
	<b>Total (a)</b>	<b>(-) 3,18.81</b>	<b>(-) 1,00,23.79</b>
<b>(b)</b>	<b>Other Cash Balances and Investments</b>		
(i)	Cash with Departmental Officers ( Viz. Officers of Forest and Public Works Departments).	2,93.07	(-) 3,81.34
(ii)	Permanent Advances with depart- mental Officers for contingent expenditure	19.32	19.37
	<b>Total (b)</b>	<b>3,12.39</b>	<b>(-) 3,61.97</b>
	<b>Total (a) and (b)</b>	<b>(-)6.42</b>	<b>(-) 1,03,85.76</b>

**EXPLANATORY NOTES**

Under an agreement with the Reserve Bank of India, the State Government has to maintain a minimum cash balance of Rs.10,00,000 with the Bank on all days. The Bank makes Ways and Means Advances when the cash balance falls short of the minimum balances.

The Ways and Means Advances (WMA/Overdraft (OD) Scheme 2003, of the State Government has been in effect from March, 2003, based on the recommendation of the Advisory Committee on WMA to State Governments (Ramachandran Committee). Accordingly, the Normal WMA limits have been computed as per the formula suggested by the Ramachandran Committee. The minimum Normal WMA is Rs. 50 crores for any state. Accordingly, the normal WMA limit to the State Government has been revised from Rs. 60 crore to Rs. 70 crore with effect from 1st April 2004.

The extent to which the Government maintained the minimum balance with the Bank during 2003-2004 is given below:

(i) Number of days on which the minimum balance was maintained without obtaining any advance :	342
(ii) Number of days on which the minimum balance was maintained by obtaining Ways and Means Advances (No special Ways and Means Advance obtained):	24
(iii) Number of days on which there was shortfall in the minimum balance after taking the above advance but there was no minus balance:	NIL
(iv) Number of days on which over drafts were taken:	NIL

The rate of interest applicable to Ways and Means Advances, shortfall and overdraft of Tripura Government, if any, will be applied as follows from 01.04.2001 :

	Upto 22 <sup>nd</sup> October 2001	From 23 <sup>rd</sup> October 2001
1. WAYS AND MEANS ADVANCES:	7%	6.5%
2. SHORTFALL :	7%	6.5%
3. OVERDRAFT:	9%	8.5%
4.(a) Discount rate for 14 days Treasury Bills	4%	5.5%
(b) Rediscounting of 14 days Treasury Bills	4.5%	6.00%

During the year 2003-2004, the Government obtained Rs. 62.80 crore normal Ways and Means Advances and repaid Rs. 62.80 crore leaving outstanding Rs. NIL crore at the end of the year. Interest of Rs. 6.35 lakh was paid on Ways and Means Advances.

To make up the deficiency in the cash balance the holdings of the Government of India Treasury Bills were rediscounted on 192 days during the year.

**STATEMENT NO. 8 - SUMMARY OF BALANCES UNDER CONSOLIDATED FUND,  
CONTINGENCY FUND AND PUBLIC ACCOUNT.**

The following is a summary of balances on 31st March 2004:-

<u>Debit Balances</u>	<u>Sector of the General Account</u>	<u>Name of Account</u>	<u>Credit Balances</u>
Rs.			Rs.
34,13,65,46,723	A to D	<b>CONSOLIDATED FUND</b> Government Account	
64,97,92,042	E F	Public Debt Loans and Advances-	18,26,24,56,347
		<b>CONTINGENCY FUND</b>	10,00,00,000
		Contingency Fund	
		<b>PUBLIC ACCOUNT</b>	
	I	<b>Small Savings, Provi- dent Funds, etc.</b>	
		(a) National Small Savings Fund	5,77,95,32,859
		(b) Provident Funds	10,67,35,22,211
		(c) Other Accounts	16,27,12,092
12,33,65,649	J	<b>RESERVE FUNDS</b> (b) Reserve Fund not bearing interest	
	K	<b>DEPOSITS AND ADVANCES</b>	
1,57,51,178		(b) Deposit not bearing Interest (c) Advances	1,02,44,91,249
106,73,58,245	L	<b>SUSPENSE AND MISCE- LLANEOUS</b>	
		(b) Suspense (c) Other Accounts	7,89,87,409
1,05,79,65,144	M	<b>REMITTANCES</b>	
73,51,497		(a) Money Orders and other remittances	
(-)97,64,28,311	N	(b) Inter-Government Adjustment Accounts *CASH BALANCE (Closing)	
36,08,17,02,167		<b>Total</b>	36,08,17,02,167

**EXPLANATORY NOTES**

(1) The significance of the head "Government Account" is explained in note 3 below. The other headings in the summary taken into account the balances under all account heads in the Government books where Government has a claim to recover the amount paid and also heads of account opened in the books for adjustment of remittance transactions. It must be understood that these balances are not a complete record of the financial position of the Government of Tripura as these do not take into account all the physical assets of the State, such as lands, buildings, communications, etc., nor any accrued dues or outstanding liabilities which are not brought to account under the cash basis of accounting followed by Government.

(\*) Please see foot note at page 127.

**STATEMENT NO. 8 - Concl'd.**

(2) A summary of receipts, disbursements and balances under heads of account relating to Debt, Contingency Fund and Public Account is given in Statement No. 16.

In a number of cases( Statement No.16) there are unreconciled differences in closing balances as shown in that statement and those shown in the separate registers or other records maintained in the Accounts Office/Departmental Offices for the purpose. Steps are being taken to settle the differences as soon as possible.

The balances are communicated to the offices concerned every year for acceptance thereof. In a large number of cases such acceptances have not been received. In the following cases the acceptance of balances have been delayed. In many cases the delay extends over several years .The position of non-receipt of acceptance is also brought to the notice of the Government.

Heads of Account	Number of acceptances awaited	Year from which acceptances are awaited	Amount outstanding in respect of those items as on 31st March 2004 (In lakh of Rupees)
6216-Loans for Housing	264	1980-2004	9,24.05
6245-Loans for Relief on account of natural Calamities	01	1980-2004	10.53
6250-Loans for Other Social Services	NA	1980-2004	13.37
6401-Loans for Crop Husbandry	06	1979-2004	28.30
7610-Loans to Government Servants , etc.	5231	1980-2004	29,65.41

**3. Government Account:** Under the system of book-keeping followed in the Government Accounts, the amounts booked under revenue, capital and other transactions of Government, the balances of which are not carried forward from year to year in the accounts, are closed to single head called "Government Account". The balance under this head represents the cumulative result of all such transactions so that after adding thereto the balances under Public Debt, Loans and Advances, Small Savings, Provident Funds, etc., Reserve Funds, Deposits and Advances, Suspense and Miscellaneous (Other than Miscellaneous Government Account), Remittances and Contingency Fund, the closing cash balance at the end of the year may be worked out and probed. The Government Account for 2003-2004 given below will show how the net amount at the end of the year has been arrived at :

Dr. Rs.	Details	Cr. Rs.
30,74,60,25,443	A-Balance at the Debit of the Government Account on 1st April 2003	
	B-Revenue Receipts	21,67,65,88,221
20,62,92,66,509	C-Expenditure (Revenue Account)	...
4,43,78,42,992	D-Expenditure (Capital Account)	...
	E-Balance at the Debit of the Government Account on 31st March 2004	34,13,65,46,723
<b>55,81,31,34,944</b>	<b>Total</b>	<b>55,81,31,34,944</b>

NA = Not Available.

**PART-II**  
**DETAILED ACCOUNTS AND**  
**OTHER STATEMENTS**

**SECTION-A**  
**REVENUE AND EXPENDITURE**

**STATEMENT NO. 9 - STATEMENT OF REVENUE AND EXPENDITURE FOR THE YEAR 2003-2004 UNDER DIFFERENT HEADS EXPRESSED AS A PERCENTAGE OF TOTAL REVENUE/TOTAL EXPENDITURE**

Heads	Amount	Percentage of total Revenue	Percentage of total Expenditure
1.	2.	3.	4.
(In lakh of Rupees)			
<b>REVENUE</b>			
<b>A. TAX REVENUE</b>			
<b>(a) Taxes on Income and Expenditure</b>			
(i) Corporation Tax	86,96.50	4.01	4.22
(ii) Taxes on Income Other than Corporation Tax	51,82.00	2.39	2.51
(iii) Taxes on Agricultural Income	30.36	0.01	0.01
(iv) Other Taxes on Income and Expenditure	17,27.83	0.80	0.84
<b>(b) Taxes on Property and Capital Transactions</b>			
(i) Land Revenue	2,61.02	0.12	0.13
(ii) Stamps and Registration Fees	11,16.91	0.52	0.54
(iii) Taxes on Wealth	8.00	0.01	...
<b>(c) Taxes on Commodities and Services</b>			
(i) Customs	68,39.00	3.15	3.31
(ii) Union Excise Duties	99,98.00	4.61	4.85
(iii) State Excise	31,35.85	1.45	1.52
(iv) Taxes on Sales, Trade etc.	1,49,25.24	6.89	7.23
(v) Taxes on Vehicles	8,01.38	0.37	0.39
(vi) Taxes and Duties on Electricity	1.43	...	...
(vii) Service Tax	12,07.00	0.56	0.59
(viii) Other Taxes and Duties on Commodities and Services	2,68.99	0.12	0.13
<b>Total A. TAX REVENUE</b>	<b>5,41,99.51</b>	<b>25.90</b>	<b>26.27</b>
<b>B. NON-TAX REVENUE</b>			
<b>(a) Fiscal Services</b>	...	...	...
<b>(b) Interest Receipts, Dividends and Profits</b>	3,66.97	0.17	0.18
<b>(c) Other Non Tax Revenue</b>			
<b>(i) General Services</b>			
Administrative Services	9,56.50	0.44	0.46
Pensions and Miscellaneous General Services	23.15	0.01	0.01
<b>(ii) Social Services</b>	8,02.09	0.37	0.39
<b>(iii) Economic Services</b>			
Agriculture and Allied Activities	17,61.09	0.81	0.85
Rural Development	24.70	0.01	0.01
Irrigation and Flood Control	16.18	0.01	0.01
Special Areas Programmes	...	...	...
Energy	1,21,78.17	5.62	5.90
Village and Small Industries	12.45	0.01	0.01
Industries	5,61.39	0.26	0.27
Tourism	39.64	0.02	0.02
Civil Supplies	6.83	...	...
Other General Economic Services	29.06	0.01	0.01
<b>Total-B. NON-TAX REVENUE</b>	<b>1,67,78.22</b>	<b>7.74</b>	<b>8.12</b>
<b>C. GRANTS-IN-AID AND CONTRIBUTIONS</b>			
<b>Total C. GRANTS-IN-AID AND CONTRIBUTIONS</b>			
<b>CONTRIBUTIONS</b>	<b>14,57,88.15</b>	<b>67.26</b>	<b>70.67</b>
<b>GRAND TOTAL REVENUE</b>	<b>21,67,65.88</b>	<b>1,00.00</b>	<b>1,05.07</b>

## Statement No. 9 - Concl'd.

Heads	Amount	Percentage of total Revenue	Percentage of total Expenditure
1.	2.	3.	4.
(In lakh of Rupees)			
<b>EXPENDITURE</b>			
<b>A. GENERAL SERVICES</b>			
(a) Organs of State	22,86.33	1.05	1.11
(b) Fiscal Services			
(i) Collection of Taxes on Income and expenditure	16.88	...	
(ii) Collection of Taxes on Property and Capital Transactions			
Land Revenue	9,34.93	0.43	0.45
Stamps and Registration	93.56	0.04	0.05
(iii) Collection of Taxes on Commodities and Services			
State Excise	46.06	0.02	0.02
Taxes on Sales, Trade etc.	1,86.44	0.09	0.09
Taxes on Vehicles	56.75	0.03	0.03
Other Taxes and Duties on Commodities and Services	16.95	0.01	0.01
(iv) Other Fiscal Services	77.19	0.04	0.04
<b>Total (b) Fiscal Services</b>	<b>14,28.76</b>	<b>0.66</b>	<b>0.69</b>
(c) Interest payments and Servicing Debt	3,32,70.52	15.35	16.13
(d) Administrative Services	3,04,35.83	14.04	14.75
(e) Pension and Misc. General Services	2,01,86.02	9.31	9.79
<b>B. SOCIAL SERVICES</b>	<b>7,32,64.79</b>	<b>33.80</b>	<b>35.52</b>
<b>C. ECONOMIC SERVICES</b>			
(i) Agriculture and Allied Activities	1,29,46.11	5.97	6.28
(ii) Rural Development	65,53.68	3.02	3.18
(iii) Special Areas Programmes	2,21.73	0.10	0.11
(iv) Irrigation and Flood Control	21,33.17	0.98	1.03
(v) Energy	1,33,12.38	6.14	6.45
(vi) Industry and Minerals	22,65.65	1.05	1.10
(vii) Transport	26,91.07	1.24	1.30
(viii) Communications	7,20.93	0.33	0.35
(ix) Science, Technology and Environment	50.88	0.02	0.02
(x) General Economic Services	7,48.66	0.35	0.36
<b>TOTAL C. ECONOMIC SERVICES</b>	<b>4,16,44.26</b>	<b>20.19</b>	<b>19.21</b>
<b>D. GRANTS-IN-AID AND CONTRIBUTIONS</b>			
<b>Total D. GRANTS-IN-AID AND CONTRIBUTIONS</b>	<b>37,76.16</b>	<b>1.74</b>	<b>1.83</b>
<b>GRAND TOTAL EXPENDITURE (REVENUE ACCOUNT)</b>	<b>20,62,92.67</b>	<b>95.17</b>	<b>100.00</b>

**STATEMENT NO. 10 - STATEMENT SHOWING THE DISTRIBUTION BETWEEN CHARGED  
AND VOTED EXPENDITURE**

Particulars	Actuals for 2003-2004		
	Charged Rs.	Voted Rs.	Total Rs.
<b>Expenditure Heads (Revenue Account)</b>	3,37,56,50,564	17,25,36,15,945	20,62,92,66,509
Expenditure Heads (Capital Account)	...	4,43,78,42,992	4,43,78,42,992
Disbursement under Public Debt, Loans and Advances (a)	3,13,66,94,755	6,03,30,760	3,19,70,25,515
Transfer to Contingency Fund	...	...	...
<b>Total</b>	<b>6,51,23,45,319</b>	<b>21,75,17,89,697</b>	<b>28,26,41,35,016</b>

(a) The figures have been arrived at as follows :-

E-Public Debt

Internal Debt of the State Government	1,04,09,30,579	...	1,04,09,30,579
Loans and Advances from the Central Government	2,09,57,64,176	...	2,09,57,64,176
F-Loans and Advances	...	6,03,30,760	6,03,30,760
<b>Total</b>	<b>3,13,66,94,755</b>	<b>6,03,30,760</b>	<b>3,19,70,25,515</b>



STATEMENT NO. 11 - DETAILED ACCOUNT OF REVENUE BY MINOR HEADS

Heads	Actuals for 2003-04 Rs.
<b>RECEIPTS HEADS (REVENUE ACCOUNT)</b>	
<b>A. TAX REVENUE</b>	
<b>(a) Taxes on Income and Expenditure</b>	
<b>0020 Corporation Tax</b>	
800 Other receipts	50,137
901 Share of net proceeds assigned to States	86,96,00,000
<b>Total 0020</b>	<b>86,96,50,137</b>
<b>0021 Taxes on Income other than Corporation Tax</b>	
901 Share of net proceeds assigned to States	51,82,00,000
<b>Total 0021</b>	<b>51,82,00,000</b>
<b>0022 Taxes on Agricultural Income</b>	
101 Tax Collections	2,45,000
800 Other receipts	27,91,178
<b>Total 0022</b>	<b>30,36,178</b>
<b>0028 Other Taxes on Income and Expenditure</b>	
107 Taxes on Professions, Trades, Callings and Employment	17,27,82,537
<b>Total 0028</b>	<b>17,27,82,537</b>
<b>Total (a) Taxes on Income and Expenditure</b>	<b>1,56,36,68,852</b>
<b>(b) Taxes on Property and Capital Transactions</b>	
<b>0029 Land Revenue</b>	
101 Land Revenue/Tax	1,57,32,096
800 Other Receipts	1,03,70,286
<b>Total 0029</b>	<b>2,61,02,382</b>

## STATEMENT NO. 11 – Contd.

Heads	Actuals for 2003-04
	Rs.
<b>RECEIPTS HEADS (REVENUE ACCOUNT)- Contd.</b>	
<b>A. TAX REVENUE- Contd.</b>	
<b>(b) Taxes on Property and Capital Transactions</b>	
<b>0030 Stamps and Registration Fees</b>	
<b>01 Stamps – Judicial</b>	
101 Court Fees realised in stamps	6,47,014
102 Sale of Stamps	1,43,08,007
800 Other Receipts	96,63,205
<b>Total 01</b>	<b>2,46,18,226</b>
<b>02 Stamps -Non-Judicial</b>	
102 Sale of Stamps	4,92,43,942
800 Other Receipts	98,24,339
<b>Total 02</b>	<b>5,90,68,281</b>
<b>03 Registration Fees</b>	
104 Fees for registering documents	2,60,56,040
800 Other Receipts	19,48,161
<b>Total 03</b>	<b>2,80,04,201</b>
<b>Total 0030</b>	<b>11,16,90,708</b>
<b>0032 Taxes on Wealth</b>	
901 Share of net proceeds assigned to States	8,00,000
<b>Total 0032</b>	<b>8,00,000</b>
<b>Total (b) Taxes on Property and Capital Transactions</b>	<b>13,85,93,090</b>
<b>(c) Taxes on Commodities and Services</b>	
<b>0037 Customs</b>	
901 Share of net proceeds assigned to States	68,39,00,000
<b>Total 0037</b>	<b>68,39,00,000</b>
<b>0038 Union Excise Duties</b>	
<b>01 Shareable Duties</b>	
901 Share of net proceeds assigned to States	99,98,00,000
<b>Total 01 Shareable Duties</b>	<b>99,98,00,000</b>
<b>Total 0038</b>	<b>99,98,00,000</b>

## STATEMENT NO. 11 - Contd.

Heads	Actuals for 2003-04
	Rs.
<b>RECEIPTS HEADS (REVENUE ACCOUNT)- Contd.</b>	
<b>A. TAX REVENUE - Contd.</b>	
<b>(c) Taxes on Commodities and Services -contd.</b>	
<b>0039 State Excise</b>	
101 Country Spirits	1,62,40,583
107 Medicinal and toilet preparations containing alcohol, opium etc.	1,99,16,575
800 Other Receipts	27,74,27,680
<b>Total 0039</b>	<b>31,35,84,838</b>
<b>0040 Tax on Sales, Trade etc.</b>	
101 Receipts under Central Sales Tax Act	2,42,02,915
102 Receipts under State Sales Tax Act	70,20,74,521
104 Surcharge on Sales Tax	5,64,04,918
107 Receipts of Turnover Tax	1,97,40,564
800 Other Receipts	69,01,00,772
<b>Total 0040</b>	<b>1,49,25,23,690</b>
<b>0041 Taxes on Vehicles</b>	
102 Receipts under the State Motor Vehicles Taxation Acts	21,97,561
800 Other Receipts	7,79,40,487
<b>Total 0041</b>	<b>8,01,38,048</b>
<b>0043 Taxes and Duties on Electricity</b>	
800 Other Receipts	1,43,205
<b>Total 0043</b>	<b>1,43,205</b>
<b>0044 Service Tax</b>	
901 Share of net proceeds assigned to States	12,07,00,000
<b>Total 0040</b>	<b>12,07,00,000</b>

## STATEMENT NO. 11 – Contd.

Heads	Actuals for 2003-04
	<b>Rs.</b>
<b>RECEIPTS HEADS (REVENUE ACCOUNT)- Contd.</b>	
<b>A. TAX REVENUE - Concl'd.</b>	
(c) Taxes on Commodities and Services -Concl'd.	
<b>0045 Other Taxes and Duties on Commodities and Services</b>	
101 Entertainment Tax	26,11,591
102 Betting Tax	1,80,940
105 Luxury Tax	13,58,799
800 Other Receipts	1,04,48,052
901 Share of net proceeds assigned to States	1,23,00,000
<b>Total 0045</b>	<b>2,68,99,382</b>
<b>Total (c) Taxes on Commodities and Services</b>	<b>3,71,76,89,163</b>
<b>TOTAL A. TAX REVENUE</b>	<b>5,41,99,51,105</b>
<b>B. NON TAX REVENUE</b>	
(b) Interest Receipts, Dividends and Profits.	
<b>0049 Interest Receipts</b>	
<b>04 Interest Receipts of State / Union Territory Governments</b>	
110 Interest realised on investment of Cash balances	3,07,06,344
800 Other Receipts	59,90,207
<b>Total 04</b>	<b>3,66,96,551</b>
<b>Total 0049</b>	<b>3,66,96,551</b>
<b>0050 Dividends and Profits</b>	
101 Dividends from Public Undertakings	1,100
<b>Total 0050</b>	<b>1,100</b>
<b>Total (b) Interest Receipts, Dividends and Profits</b>	<b>3,66,97,651</b>

## STATEMENT NO. 11 – Contd.

Heads	Actuals for 2003-04
	Rs.
<b>RECEIPTS HEADS (REVENUE ACCOUNT)- Contd.</b>	
<b>B. NON-TAX REVENUE - Contd.</b>	
(c) Other Non-Tax Revenue	
(i) General Services	
<b>0051 Public Service Commission</b>	
105 State Public Service Commission Examination Fees	26,098
<b>Total 0051</b>	<b>26,098</b>
<b>0055 Police</b>	
800 Other Receipts	5,12,53,623
<b>Total 0055</b>	<b>5,12,53,623</b>
<b>0056 Jails</b>	
800 Other Receipts	6,56,085
<b>Total 0056</b>	<b>6,56,085</b>
<b>0058 Stationery and Printing</b>	
800 Other Receipts	99,49,060
<b>Total 0058</b>	<b>99,49,060</b>
<b>0059 Public Works</b>	
<b>80 General</b>	
011 Rents	12,06,146
102 Hire charges of Machinery and Equipment	6,71,488
800 Other Receipts	1,92,22,472
<b>Total 80</b>	<b>2,11,00,106</b>
<b>Total 0059</b>	<b>2,11,00,106</b>

## STATEMENT NO. 11 – Contd.

Heads	Actuals for 2003-04
	Rs.
<b>RECEIPTS HEADS (REVENUE ACCOUNT)- Contd.</b>	
<b>B. NON- TAX REVENUE - Contd.</b>	
(c) Other Non-Tax Revenue contd.	
(i) General Services Concl.	
<b>0070 Other Administrative Services</b>	
<b>01 Administration of Justice</b>	
800 Other Receipts	3,88,855
<b>Total 01</b>	<b>3,88,855</b>
<b>02 Elections</b>	
800 Other Receipts	8,74,056
<b>Total 02</b>	<b>8,74,056</b>
<b>60 Other Services</b>	
102 Receipts Under Citizenship Act	1,750
110 Fees For Government Audit	1,18,218
105 Home Guards	56,730
108 Marriage Fees	95
115 Receipts from Guest Houses, Government Hostels etc.	59,765
800 Other Receipts	1,11,65,751
<b>Total 60</b>	<b>1,14,02,309</b>
<b>Total 0070</b>	<b>1,26,65,220</b>
<b>0071 Contributions and Recoveries towards Pension and Other Retirement Benefits</b>	
<b>01 Civil</b>	
101 Subscriptions and Contributions	2,21,110
800 Other Receipts	20,94,225
<b>Total 01</b>	<b>23,15,335</b>
<b>Total 0071</b>	<b>23,15,335</b>
<b>Total (i) General Services</b>	<b>9,79,65,527</b>

## STATEMENT NO. 11 – Contd.

Heads	Actuals for 2003-04
	Rs.
<b>RECEIPTS HEADS (REVENUE ACCOUNT)- Contd.</b>	
<b>B. NON-TAX REVENUE - Contd.</b>	
<b>(c) Other Non-Tax Revenue - Contd.</b>	
<b>(ii) Social Services</b>	
<b>0202 Education, Sports, Art and Culture</b>	
<b>01 General Education</b>	
101 Elementary Education	10,17,950
800 Other receipts	1,16,91,047
<b>Total 01</b>	<b>1,27,08,997</b>
<b>03 Sports and Youth Services</b>	
101 Physical Education – Sports and Youth Welfare	12,635
800 Other Receipts	1,23,548
<b>Total 03</b>	<b>1,36,183</b>
<b>Total 0202</b>	<b>1,28,45,180</b>
<b>0210 Medical and Public Health</b>	
<b>01 Urban Health Services</b>	
800 Other Receipts	1,215
<b>Total 01</b>	<b>1,215</b>
<b>80 General</b>	
800 Other Receipts	3,41,84,864
<b>Total 80</b>	<b>3,41,84,864</b>
<b>Total 0210</b>	<b>3,41,86,079</b>
<b>0211 Family Welfare</b>	
800 Other Receipts	3,88,895
<b>Total 0211</b>	<b>3,88,895</b>

## STATEMENT NO. 11 – Contd.

Heads	Actuals for 2003-04
	Rs.
<b>RECEIPTS HEADS (REVENUE ACCOUNT)- Contd.</b>	
<b>B. NON -TAX REVENUE - Contd.</b>	
<b>(c) Other Non-Tax Revenue - Contd.</b>	
<b>(ii) Social Services – Contd.</b>	
<b>0215 Water Supply and Sanitation</b>	
<b>01 Water Supply</b>	
103 Receipts from Urban water supply schemes	12,000
800 Other Receipts	1,92,73,501
<b>Total 01</b>	<b>1,92,85,501</b>
<b>02 Sewerage and Sanitation</b>	
800 Other Receipts	1,67,506
<b>Total 02</b>	<b>1,67,506</b>
<b>Total 0215</b>	<b>1,94,53,007</b>
<b>0216 Housing</b>	
<b>01 Government Residential Buildings</b>	
106 General Pool accommodation	68,513
800 Other Receipts	1,16,323
<b>Total 01</b>	<b>1,84,836</b>
<b>80 General</b>	
800 Other Receipts	86,01,834
<b>Total 80</b>	<b>86,01,834</b>
<b>Total 0216</b>	<b>87,86,670</b>
<b>0217 Urban Development</b>	
<b>60 Other Urban Development Schemes</b>	
800 Other Receipts	3,68,827
<b>Total 60</b>	<b>3,68,827</b>
<b>Total 0217</b>	<b>3,68,827</b>



## STATEMENT NO. 11 – Contd.

Heads	Actuals for 2003-04
	Rs.
<b>RECEIPTS HEADS (REVENUE ACCOUNT)- Contd.</b>	
<b>B. NON -TAX REVENUE - Contd.</b>	
(c) Other Non-Tax Revenue-Contd.	
(ii) Social Services-Concl'd.	
<b>0220 Information and Publicity</b>	
60 Others	
800 Other Receipts	13,02,044
<b>Total 60</b>	<b>13,02,044</b>
<b>Total 0220</b>	<b>13,02,044</b>
<b>0230 Labour and Employment</b>	
800 Other Receipts	9,46,725
<b>Total 0230</b>	<b>9,46,725</b>
<b>0235 Social Security and Welfare</b>	
60 Other Social Security and Welfare Programmes	
800 Other Receipts	7,33,472
<b>Total 60</b>	<b>7,33,472</b>
<b>Total 0235</b>	<b>7,33,472</b>
<b>0250 Other Social Services</b>	
800 Other Receipts	11,97,964
<b>Total 0250</b>	<b>11,97,964</b>
<b>Total (ii) Social Services</b>	<b>8,02,08,863</b>
(iii) Economic Services	
<b>0401 Crop Husbandry</b>	
800 Other Receipts	1,08,26,048
<b>Total 0401</b>	<b>1,08,26,048</b>
<b>0403 Animal Husbandry</b>	
800 Other Receipts	93,08,948
<b>Total 0403</b>	<b>93,08,948</b>

## STATEMENT NO. 11 - Contd.

Heads	Actuals for 2003-04
	Rs.
<b>RECEIPTS HEADS (REVENUE ACCOUNT)- Contd.</b>	
<b>B. NON -TAX REVENUE - Contd.</b>	
<b>(c) Other Non-Tax Revenue-Contd.</b>	
<b>(iii) Economic Services-Contd.</b>	
<b>0404 Dairy Development</b>	
800 Other Receipts	2,023
<b>Total 0404</b>	<b>2,023</b>
<b>0405 Fisheries</b>	
800 Other Receipts	52,72,658
<b>Total 0405</b>	<b>52,72,658</b>
<b>0406 Forestry and Wild Life</b>	
<b>01 Forestry</b>	
101 Sale of timber and other forest produce	16,13,715
800 Other Receipts	14,54,19,555
<b>Total 01</b>	<b>14,70,33,270</b>
<b>Total 0406</b>	<b>14,70,33,270</b>
<b>0408 Food Storage and Warehousing</b>	
800 Other Receipts	22,91,387
<b>Total 0408</b>	<b>22,91,387</b>
<b>0425 Co-operation</b>	
800 Other Receipts	5,36,502
<b>Total 0425</b>	<b>5,36,502</b>
<b>0435 Other Agricultural Programmes</b>	
800 Other Receipts	8,37,873
<b>Total 0435</b>	<b>8,37,873</b>
<b>0506 Land Reforms</b>	
800 Other Receipts	3,12,652
<b>Total 0506</b>	<b>3,12,652</b>
<b>0515 Other Rural Development Programmes</b>	
800 Other Receipts	21,57,369
<b>Total 0515</b>	<b>21,57,369</b>

## STATEMENT NO. 11 - Contd.

Heads	Actuals for 2003-04
	Rs.
<b>RECEIPTS HEADS (REVENUE ACCOUNT)- Contd.</b>	
<b>B. NON-TAX REVENUE - Contd.</b>	
(c) Other Non-Tax Revenue-Contd.	
(iii) Economic Services-Contd.	
<b>0702 Minor Irrigation</b>	
01 Surface Water	
800 Other Receipts	2,07,096
<b>Total 01</b>	<b>2,07,096</b>
<b>80 General</b>	
800 Other Receipts	14,10,774
<b>Total 80</b>	<b>14,10,774</b>
<b>Total 0702</b>	<b>16,17,870</b>
<b>0801 Power</b>	
01 Hydel Generation	
800 Other Receipts	1,63,61,333
<b>Total 01</b>	<b>1,63,61,333</b>
<b>02 Thermal Power Generation</b>	
800 Other Receipts	28,83,358
<b>Total 02</b>	<b>28,83,358</b>
<b>04 Diesel/ Gas Power Generation</b>	
800 Other Receipts	1,97,56,397
<b>Total 04</b>	<b>1,97,56,397</b>

## STATEMENT NO. 11 – Contd.

Heads	Actuals for 2003-04
	Rs.
<b>RECEIPTS HEADS (REVENUE ACCOUNT)- Contd.</b>	
<b>B. NON-TAX REVENUE - Contd.</b>	
(c) Other Non-Tax Revenue-Contd.	
(iii) Economic Services-Contd.	
<b>0801 Power-Concl.</b>	
<b>05 Transmission and Distribution</b>	
800 Other Receipts	89,40,45,912
<b>Total 05</b>	<b>89,40,45,912</b>
<b>80 General</b>	
800 Other Receipts	28,47,70,319
<b>Total 80</b>	<b>28,47,70,319</b>
<b>Total 0801</b>	<b>1,21,78,17,319</b>
<b>0851 Village and Small Industries</b>	
800 Other Receipts	12,44,850
<b>Total 0851</b>	<b>12,44,850</b>
<b>0852 Industries</b>	
<b>80 General</b>	
800 Other Receipts	5,61,38,894
<b>Total 80</b>	<b>5,61,38,894</b>
<b>Total 0852</b>	<b>5,61,38,894</b>
<b>1075 Other Transport Services</b>	
800 Other Receipts	68
<b>Total 1075</b>	<b>68</b>
<b>1452 Tourism</b>	
800 Other Receipts	39,63,726
<b>Total 1452</b>	<b>39,63,726</b>

## STATEMENT NO. 11 – Contd.

Heads	Actuals for 2003-04
	Rs.
<b>RECEIPTS HEADS (REVENUE ACCOUNT)- Contd.</b>	
<b>B. NON- TAX REVENUE- Concl.</b>	
(c) Other Non-Tax Revenue-Concl.	
(iii) Economic Services-Concl.	
<b>1456 Civil Supplies</b>	
800 Other Receipts	6,82,839
<b>Total 1456</b>	<b>6,82,839</b>
<b>1475 Other General Economic Services</b>	
107 Census	4,292
800 Other Receipts	29,01,424
<b>Total 1475</b>	<b>29,05,716</b>
<b>Total (iii) Economic Services</b>	<b>1,46,29,50,012</b>
<b>Total (c) Other Non-Tax Revenue</b>	<b>1,64,11,24,402</b>
<b>TOTAL B. NON TAX REVENUE</b>	<b>1,67,78,22,053</b>
<b>C. GRANTS IN AID AND CONTRIBUTIONS</b>	
<b>1601 Grants-in-aid from Central Government</b>	
<b>01 Non-Plan Grants</b>	
104 Grants under the proviso to Article 275(I) of the Constitution	11,43,57,000
105 Grants to meet non-plan revenue deficit	4,47,85,00,000
800 Other Grants	90,15,63,520
<b>Administration of Justice</b>	
Special Courts	5,00,000
<b>Elections</b>	
Electoral Officers	53,35,000
<b>Police</b>	
Special Police	13,89,19,000
Modernisation of Police Force	20,00,42,060
Other Grants	18,71,79,122
<b>General Education</b>	
<b>Secondary Education</b>	
(Scholarship)	20,14,825

## STATEMENT NO. 11 – Contd.

Heads	Actuals for 2003-04
	Rs.
<b>RECEIPTS HEADS (REVENUE ACCOUNT)- Contd.</b>	
<b>C. GRANTS IN AID AND CONTRIBUTIONS-Contd.</b>	
<b>1601 Grants-in-aid from Central Government – Contd.</b>	
<b>01 Non-Plan Grants- Concl.</b>	
<b>North Eastern Areas</b>	
Other Grants	31,44,000
<b>Social Security and Welfare</b>	
<b>Rehabilitation</b>	
Other Rehabilitation Schemes	10,99,00,000
<b>Other Rural Development Programmes</b>	
Panchahyati Raj	1,20,48,000
<b>Village and Samll Industries</b>	
Handloom Industries	12,05,444
<b>TOTAL 01 Non-Plan Grants</b>	<b>6,15,47,07,971</b>
<b>02 Grants for State / Union Territory Plan Schemes</b>	
101 Block Grants	6,96,16,22,000
104 Grants under Proviso to Article 275(1) of the Constitution	3,13,00,000
800 Other Grants	38,20,90,000
<b>Welfare of Scheduled Castes, Scheduled Tribes and Other Backward Classes</b>	
<b>Welfare of Scheduled Tribes</b>	
Special Central Assistance for Tribal Sub-Plan	54,36,000

## STATEMENT NO. 11 – Contd.

Heads	Actuals for 2003-04
	Rs.
<b>RECEIPTS HEADS (REVENUE ACCOUNT)- Contd.</b>	
<b>C. GRANTS IN AID AND CONTRIBUTIONS-Contd.</b>	
<b>1601 Grants-in-aid from Central Government-Contd.</b>	
<b>02 Grants for State/Union Territory Plan Schemes-Concl.</b>	
<b>Other Special Area Programme</b>	
Other Grants	3,00,00,000
<b>Road and Bridges</b>	
National Highways	
Other Grants	1,11,75,000
<b>TOTAL 02 Grants for State/Union Territory Plan Schemes</b>	<b>7,42,16,23,000</b>
<b>03 Grants for Central Plan Schemes</b>	
<b>General Education</b>	
<b>University and Higher Education</b>	
Other Grants	48,96,361
<b>Language Development</b>	
Sanskrit Education	7,43,061
<b>Sports and Youth Services</b>	
Youth Welfare Programme for Students	58,86,678
<b>Welfare of Scheduled Castes, Scheduled Tribes and Other Backward Classes</b>	
<b>Welfare of Scheduled Castes</b>	
Education	1,20,000
Special Central Assistance for Scheduled Caste Students	76,80,000
<b>Welfare of Schedule Tribes</b>	
Education	85,00,000
<b>Medical and Public Health</b>	
<b>Urban Health Services</b>	
Other Grants	20,00,000
<b>Social Security and Welfare</b>	
<b>Social Welfare</b>	
Child Welfare	25,01,000

## STATEMENT NO. 11 - Contd.

Heads	Actuals for 2003-04
	Rs.
<b>RECEIPTS HEADS (REVENUE ACCOUNT)- Contd.</b>	
<b>C. GRANTS IN AID AND CONTRIBUTIONS- Contd.</b>	
<b>1601 Grants-in-aid from Central Government- Contd.</b>	
<b>03 Grants for Central Plan Schemes-concl'd.</b>	
<b>Crop Husbandry</b>	
Seeds	50,000
Commercial Crops	6,00,000
Extension and Farmers Training	6,00,000
Agricultural Economics and Statistics	3,00,000
<b>Animal Husbandry</b>	
Fodder and Feed Development	57,46,000
<b>Fisheries</b>	
Estuarine/Brackish Water Fisheries	10,91,000
Extension and Training	8,00,000
<b>Land Reforms</b>	
Other Grants	98,75,000
<b>Other Rural Development Programme</b>	
Training	2,43,685
<b>Village and Small Industries</b>	
Other Grants	1,00,000
<b>TOTAL 03 Grants for Central Plan Schemes</b>	
	<b>5,17,32,785</b>
<b>04 Grants for Centrally Sponsored Plan Schemes</b>	
800 Other Grants	4,33,987
<b>Administration of Justice</b>	
Other Grants	1,52,00,000
<b>Jail</b>	
Other Grants	4,20,00,000
<b>General Education</b>	
<b>Elementary Education</b>	
Teachers Training	1,24,11,000
<b>Secondary Education</b>	
Equipments	29,90,044
<b>Medical and Public Health</b>	
<b>Public Health</b>	
Prevention and Control of Diseases	3,06,24,000



## STATEMENT NO. 11 – Contd.

Heads	Actuals for 2003-04
	Rs.
<b>RECEIPTS HEADS (REVENUE ACCOUNT)- Contd.</b>	
<b>C. GRANTS IN AID AND CONTRIBUTIONS- Contd.</b>	
<b>1601 Grants-in-aid from Central Government-Contd.</b>	
<b>04 Grants for Centrally Sponsored Plan Schemes-contd.</b>	
<b>Urban Health Services-Other Systems of Medicine</b>	
Ayurveda	14,69,100
<b>Medical Education, Training and Research</b>	
Ayurveda	2,06,78,000
<b>Family Welfare</b>	
Direction and Administration	1,47,00,000
Training	2,16,17,000
Rural Family Welfare Services	6,51,00,000
Urban Family Welfare Services	35,00,000
Maternity and Child Health	1,70,26,155
Compensation	52,00,000
<b>Water Supply and Sanitation</b>	
<b>Water Supply</b>	
Urban Water Supply Programmes	2,13,43,000
Rural Water Supply Programmes	20,15,10,000
<b>Urban Development</b>	
<b>Integrated Development of Small and Medium Towns</b>	
Other Grants	88,12,000
<b>Welfare of Scheduled Castes , Scheduled Tribes and Other Backward Classes</b>	
<b>Welfare of Scheduled Castes</b>	
Education	1,19,96,250
<b>Welfare of Scheduled Tribes</b>	
Education	2,29,21,300
<b>Welfare of Backward Classes</b>	
Education	4,15,00,000
<b>Labour and Employment</b>	
<b>Training</b>	
Training of Craftsmen and Supervisors	1,69,17,000
<b>Social Security and Welfare</b>	
<b>Social Welfare</b>	
Child Welfare	17,97,81,000
Women's Welfare	9,00,000
Correctional Services	3,838

## STATEMENT NO. 11 – Concl.

Heads	Actuals for 2003-04
	Rs.
<b>RECEIPTS HEADS (REVENUE ACCOUNT)- Concl.</b>	
<b>C. GRANTS IN AID AND CONTRIBUTIONS- Concl.</b>	
<b>1601 Grants-in-aid from Central Government-Concl.</b>	
<b>04 Grants for Centrally Sponsored Plan Schemes-Concl.</b>	
<b>North Eastern Areas</b>	
Other Grants	3,20,01,484
<b>Crop Husbandry</b>	
Commercial Crops	2,64,97,000
Agricultural Economics and Statistics	1,00,000
Development of Pulses	30,00,000
Development of Oil Seeds	60,00,000
Other Grants	3,20,00,000
<b>Animal Husbandry</b>	
Veterinary Services and Animal Health	1,77,83,000
Cattle and Buffalo Development	1,31,96,500
Poultry Development	82,50,000
<b>Fisheries</b>	
Inland Fisheries	25,89,000
Estuarine/Brackish Water Fisheries	3,00,000
Marine Fisheries	44,20,200
Extension and Training	4,00,000
<b>Minor Irrigation</b>	
General	
Other Grants	9,04,000
<b>Village and Small Industries</b>	
Training	24,75,200
Handloom Industries	25,48,798
Employment Scheme for Unemployed Educated Youth	18,22,950
<b>TOTAL 04 Grants for Centrally Sponsored Plan Schemes</b>	<b>91,29,21,806</b>
<b>05 Grants for Special Plan Schemes</b>	
101 Schemes of North Eastern Council	3,78,29,500
<b>TOTAL 05 Grants for Special Plan Schemes</b>	<b>3,78,29,500</b>
<b>TOTAL 1601 Grants In Aid From Central Government</b>	<b>14,57,88,15,062</b>
<b>TOTAL C. GRANTS IN AID AND CONTRIBUTIONS</b>	<b>14,57,88,15,062</b>
<b>TOTAL RECEIPTS HEADS (REVENUE ACCOUNT)</b>	<b>21,67,65,88,220</b>

## STATEMENT NO. 12 - DETAILED ACCOUNT OF EXPENDITURE BY MINOR HEADS

(Figures in *italics* represent charged expenditure)

Heads	Actuals for 2003-2004			
	Non-Plan Rs.	Plan Rs.	C.S.S. Rs.	Total Rs.
<b>EXPENDITURE HEADS (REVENUE ACCOUNT)</b>				
<b>A. GENERAL SERVICES</b>				
(a) <b>Organs of State</b>				
<b>2011 Parliament /State/Union Territory Legislatures</b>				
<b>02 State/Union Territory Legislatures</b>				
101 Legislative Assembly	4,58,293 4,29,73,934	...	...	4,34,32,227
<b>Total 02</b>	<b>4,58,293</b> <b>4,29,73,934</b>	...	...	<b>4,34,32,227</b>
<b>Total 2011</b>	<b>4,58,293</b> <b>4,29,73,934</b>	...	...	<b>4,34,32,227</b>
<b>2012 President, Vice President/ Governor, Administrator of Union Territories</b>				
<b>03 Governor/Administrator of Union Territories</b>				
090 Secretariat	53,13,802	...	...	53,13,802
101 Emoluments and allowances of the Governor/Administrator of Union Territories	6,49,988	...	...	6,49,988
102 Discretionary Grants	1,50,000	...	...	1,50,000
103 Household Establishment	35,15,778	...	...	35,15,778
104 Sumptuary Allowances	72,894	...	...	72,894
105 Medical Facilities	99,889	...	...	99,889
106 Entertainment Expenses	17,850	...	...	17,850
107 Expenditure from Contract Allowances	13,78,334	...	...	13,78,334
<b>Total 03</b>	<b>1,11,98,535</b>	...	...	<b>1,11,98,535</b>
<b>Total 2012</b>	<b>1,11,98,535</b>	...	...	<b>1,11,98,535</b>
<b>2013 Council of Ministers</b>				
101 Salary of Ministers and Deputy Ministers	13,82,068	...	...	13,82,068
102 Sumptuary and other Allowances	6,86,400	...	...	6,86,400
104 Entertainment and Hospitality Expenses	24,433	...	...	24,433
105 Discretionary grant by Ministers	11,45,948	...	...	11,45,948
108 Tour Expenses	16,34,172	...	...	16,34,172
<b>Total 2013</b>	<b>48,73,021</b>	...	...	<b>48,73,021</b>

**STATEMENT NO. 12 - Contd.**  
(Figures in *italics* represent charged expenditure)

Heads	Actuals for 2003-2004			
	Non-Plan Rs.	Plan Rs.	C.S.S. Rs.	Total Rs.
<b>EXPENDITURE HEADS (REVENUE ACCOUNT)</b>				
<b>A. GENERAL SERVICES - Contd.</b>				
(a) Organs of State - Concl'd.				
<b>2014 Administration of Justice</b>				
102 High Courts	2,20,48,788		...	2,20,48,788
105 Civil and Session Courts	4,53,31,650	2,87,193	...	4,56,18,843
106 Small Causes Courts	1,36,09,213	...	...	1,36,09,213
108 Criminal Courts	3,21,46,326	...	...	3,21,46,326
114 Legal Advisors and Counsels	1,04,26,271	21,05,000	...	1,25,31,271
<b>Total 2014</b>	<b>2,20,48,788</b>			
	<b>10,15,13,460</b>	<b>23,92,193</b>	...	<b>12,59,54,441</b>
<b>2015 Elections</b>				
102 Electoral Officers	1,32,81,762	...	...	1,32,81,762
103 Preparation and Printing of Electoral rolls	39,06,704	...	...	39,06,704
105 Charges for conduct of elections to Parliament	82,305	...	...	82,305
106 Charges for conduct of elections to State/ Union Territory Legislatures	2,39,46,000	...	...	2,39,46,000
800 Other Expenditure	19,57,526	...	...	19,57,526
<b>Total 2015</b>	<b>4,31,74,297</b>	...	...	<b>4,31,74,297</b>
<b>Total (a) Organs of State</b>	<b>3,37,05,616</b>			
	<b>19,25,34,712</b>	<b>23,92,193</b>	...	<b>22,86,32,521</b>
(b) Fiscal Services				
(i) Collection of Taxes on Income and Expenditure				
<b>2020 Collection of Taxes on Income and Expenditure</b>				
104 Collection Charges-Agriculture Income Tax	2,93,482	...	...	2,93,482
105 Collection Charges-Taxes on Professions, Trades Callings and Employment	13,94,404	...	...	13,94,404
<b>Total 2020</b>	<b>16,87,886</b>	...	...	<b>16,87,886</b>
<b>Total (i) Collection of Taxes on Income Income and Expenditure</b>	<b>16,87,886</b>	...	...	<b>16,87,886</b>
(ii) Collection of Taxes on Property and Capital Transactions				
<b>2029 Land Revenue</b>				
001 Direction and Administration				
101 Collection Charges	7,43,42,803	...	...	7,43,42,803
102 Survey and Settlement Operations	19,38,900	...	...	19,38,900
103 Land Records	1,65,66,099	...	...	1,65,66,099
800 Other expenditure	...	...	6,44,785	6,44,785
<b>Total 2029</b>	<b>9,28,47,802</b>	...	<b>6,44,785</b>	<b>9,34,92,587</b>

## STATEMENT NO. - 12 - Contd.

(Figures in *italics* represent charged expenditure)

Heads	Actuals for 2003-2004			
	Non-Plan Rs.	Plan Rs.	C.S.S. Rs.	Total Rs.
<b>EXPENDITURE HEADS (REVENUE ACCOUNT)</b>				
<b>A. GENERAL SERVICES - Contd.</b>				
<b>(b) Fiscal Services-Contd.</b>				
<b>(ii) Collection of Taxes on Property and Capital Transactions-Contd.</b>				
<b>2030 Stamps and Registration</b>				
<b>01 Stamps- Judicial</b>				
101 Cost of Stamps	1,79,400	...	...	1,79,400
<b>Total 01</b>	<b>1,79,400</b>	...	...	<b>1,79,400</b>
<b>02 Stamps – Non-Judicial</b>				
101 Cost of Stamps	5,55,371	...	...	5,55,371
<b>Total 02</b>	<b>5,55,371</b>	...	...	<b>5,55,371</b>
<b>03 Registration</b>				
001 Direction and Administration	86,21,209	...	...	86,21,209
<b>Total 03</b>	<b>86,21,209</b>	...	...	<b>86,21,209</b>
<b>Total 2030</b>	<b>93,55,980</b>	...	...	<b>93,55,980</b>
<b>Total (ii) Collection of Taxes on Property and Capital Transactions</b>	<b>10,22,03,782</b>	...	<b>6,44,785</b>	<b>10,28,48,567</b>
<b>(iii) Collection of Taxes on Commodities and Services</b>				
<b>2039 State Excise</b>				
001 Direction and Administration	46,05,893	...	...	46,05,893
<b>Total 2039</b>	<b>46,05,893</b>	...	...	<b>46,05,893</b>
<b>2040 Taxes on Sales, Trade etc.</b>				
001 Direction and Administration	38,63,096	...	...	38,63,096
101 Collection Charges	1,44,80,992	...	...	1,44,80,992
800 Other expenditure	2,99,618	...	...	2,99,618
<b>Total 2040</b>	<b>1,86,43,706</b>	...	...	<b>1,86,43,706</b>
<b>2041 Taxes on Vehicles</b>				
001 Direction and Administration	49,64,648	...	...	49,64,648
102 Inspection of Motor Vehicles	7,10,703	...	...	7,10,703
<b>Total 2041</b>	<b>56,75,351</b>	...	...	<b>56,75,351</b>
<b>2045 Other Taxes and Duties on Commodities and Services</b>				
103 Collection Charges-Electricity Duty	16,94,610	...	...	16,94,610
<b>Total 2045</b>	<b>16,94,610</b>	...	...	<b>16,94,610</b>
<b>Total (iii) Collection of Taxes on Commodities and Services</b>	<b>3,06,19,560</b>	...	...	<b>3,06,19,560</b>

## STATEMENT NO. - 12 - Contd.

(Figures in *italics* represent charged expenditure)

Heads	Actuals for 2003-2004			
	Non-Plan Rs.	Plan Rs.	C.S.S. Rs.	Total Rs.
<b>EXPENDITURE HEADS (REVENUE ACCOUNT)</b>				
<b>A. GENERAL SERVICES - Contd.</b>				
<b>(b) Fiscal Services-Contd.</b>				
<b>(iv) Other Fiscal Services</b>				
<b>2047 Other Fiscal Services</b>				
103 Promotion of Small Savings	77,19,331	...	...	77,19,331
<b>Total 2047</b>	<b>77,19,331</b>	...	...	<b>77,19,331</b>
<b>Total (iv) Other Fiscal Services</b>	<b>77,19,331</b>	...	...	<b>77,19,331</b>
<b>Total (b) Fiscal Services</b>	<b>14,22,30,559</b>	...	<b>6,44,785</b>	<b>14,28,75,344</b>
<b>(c) Interest payment and servicing of Debt</b>				
<b>2049 Interest Payments</b>				
<b>01 Interest on Internal Debt</b>				
101 Interest on Market Loans	64,60,43,255	...	...	64,60,43,255
122 Interest on Investment in Special Central Government Securities issued against net collections of Small Savings from 1.4.1999	48,95,09,000	...	...	48,95,09,000
200 Interest on Other Internal Debts	48,67,43,914	...	...	48,67,43,914
305 Management of Debt	27,83,007	...	...	27,83,007
<b>Total 01</b>	<b>1,62,50,79,176</b>	...	...	<b>1,62,50,79,176</b>
<b>03 Interest on Small Savings, Provident Funds, etc.</b>				
104 Interest on State Provident Funds	79,87,59,363	...	...	79,87,59,363
<b>Total 03</b>	<b>79,87,59,363</b>	...	...	<b>79,87,59,363</b>
<b>04 Interest on Loans and Advances from Central Government</b>				
101 Interest on Loans for State Plan Schemes	60,89,53,617	...	...	60,89,53,617
102 Interest on Loans for Central Plan Schemes	12,63,714	...	...	12,63,714
103 Interest on Loans for Centrally sponsored Plan Schemes	1,49,37,575	...	...	1,49,37,575
104 Interest on Loans for Non-Plan Schemes	24,71,90,373	...	...	24,71,90,373
105 Interest on loans for Special Plan Schemes	2,22,75,612	...	...	2,22,75,612
107 Interest on Pre-1984-85 Loans	85,92,906	...	...	85,92,906
<b>Total 04</b>	<b>90,32,13,797</b>	...	...	<b>90,32,13,797</b>
<b>Total 2049</b>	<b>3,32,70,52,336</b>	...	...	<b>3,32,70,52,336</b>
<b>Total (c) Interest Payment and servicing of Debt</b>	<b>3,32,70,52,336</b>	...	...	<b>3,32,70,52,336</b>

## STATEMENT NO. - 12 - Contd.

(Figures in *italics* represent charged expenditure)

Heads	Actuals for 2003-2004			
	Non-Plan Rs.	Plan Rs.	C.S.S. Rs.	Total Rs.
<b>EXPENDITURE HEADS (REVENUE ACCOUNT)</b>				
<b>A. GENERAL SERVICES - Contd.</b>				
<b>(d) Administrative Services</b>				
<b>2051 Public Service Commission</b>				
102 State Public Service Commission	<i>1,21,48,130</i>	...	...	1,21,48,30
<b>Total 2051</b>	<i>1,21,48,130</i>	...	...	<b>1,21,48,130</b>
<b>2052 Secretariat- General Services</b>				
090 Secretariat	12,11,15,333	...	...	12,11,15,333
<b>Total 2052</b>	<b>12,11,15,333</b>	...	...	<b>12,11,15,333</b>
<b>2053 District Administration</b>				
093 District Establishments	3,31,51,183	...	...	3,31,51,183
094 Other Establishments	5,83,79,503	...	...	5,83,79,503
800 Other Expenditure	3,58,51,947	...	...	3,58,51,947
<b>Total 2053</b>	<b>12,73,82,633</b>	...	...	<b>12,73,82,633</b>
<b>2054 Treasury and Accounts Administration</b>				
097 Treasury Establishment	1,66,75,214	...	...	1,66,75,214
<b>Total 2054</b>	<b>1,66,75,214</b>	...	...	<b>1,66,75,214</b>
<b>2055 Police</b>				
001 Direction and Administration	2,55,84,874	...	...	2,55,84,874
003 Education and Training	5,26,73,347	...	...	5,26,73,347
101 Criminal Investigation and Vigilance	11,74,19,028	...	...	11,74,19,028
108 State Headquarters Police	76,98,19,972	...	...	76,98,19,972
109 District Police	94,63,26,688	...	...	94,63,26,688
113 Welfare of Police Personnel	47,75,948	...	...	47,75,948
800 Other expenditure	10,80,07,853	...	...	10,80,07,853
<b>Total 2055</b>	<b>2,02,46,07,710</b>	...	...	<b>2,02,46,07,710</b>
<b>2056 Jails</b>				
101 Jails	5,97,26,302	...	...	5,97,26,302
<b>Total 2056</b>	<b>5,97,26,302</b>	...	...	<b>5,97,26,302</b>

## STATEMENT NO. - 12 - Contd.

(Figures in *italics* represent charged expenditure)

Heads	Actuals for 2003-2004				
	Non-Plan Rs.	Plan Rs.	C.S.S. Rs.	Total Rs.	
<b>EXPENDITURE HEADS (REVENUE ACCOUNT)</b>					
<b>A. GENERAL SERVICES - Contd.</b>					
<b>(d) Administrative Services - Concl'd.</b>					
<b>2058 Stationery and Printing</b>					
001	Direction and Administration	66,67,514	3,52,000	...	70,19,514
101	Purchase and Supply of Stationery Stores	34,28,347	2,39,992		36,68,339
102	Printing, Storage and Distribution of Forms	3,28,295	...	...	3,28,295
103	Government Presses	2,93,20,203	2,57,900	...	2,95,78,103
105	Government Publications	4,76,758	...	...	4,76,758
800	Other expenditure	2,26,239	...	...	2,26,239
	<b>Total 2058</b>	<b>4,04,47,356</b>	<b>8,49,892</b>	...	<b>4,12,97,248</b>
<b>2059 Public Works</b>					
<b>80 General</b>					
001	Direction and Administration	40,87,21,296	77,29,786	...	41,64,51,082
003	Training	81,83,778	...	...	81,83,778
053	Maintenance and Repairs.	15,11,482			
		2,33,91,237	...	...	2,49,02,719
105	Public Works Workshops	7,22,560	...	...	7,22,560
799	Suspense	-3,69,44,668	...	...	-3,69,44,668
	<b>Total 80</b>	<b>15,11,482</b>	<b>77,29,786</b>	...	<b>41,33,15,471</b>
		<b>40,40,74,203</b>			
	<b>Total 2059</b>	<b>15,11,482</b>	<b>77,29,786</b>	...	<b>41,33,15,471</b>
		<b>40,40,74,203</b>			
<b>2070 Other Administrative Services</b>					
003	Training	63,15,406	46,39,179	...	1,09,54,585
104	Vigilance	64,96,566	...	...	64,96,566
105	Special Commission of Enquiry	10,260	...	...	10,260
106	Civil Defence	41,61,000	...	...	41,61,000
107	Home Guards	8,59,27,432	...	...	8,59,27,432
108	Fire Protection and Control	9,90,84,094	...	...	9,90,84,094
115	Guest Houses, Government Hostels etc.	2,06,81,288	...	...	2,06,81,288
	<b>Total 2070</b>	<b>22,26,76,046</b>	<b>46,39,179</b>	...	<b>22,73,15,225</b>
<b>Total (d) Administrative Services</b>		<b>1,36,59,612</b>			
		<b>3,01,67,04,797</b>	<b>1,32,18,857</b>	...	<b>3,04,35,83,266</b>



## STATEMENT NO. - 12 - Contd.

(Figures in *italics* represent charged expenditure)

Heads	Actuals for 2003-2004			
	Non-Plan Rs.	Plan Rs.	C.S.S. Rs.	Total Rs.
<b>EXPENDITURE HEADS (REVENUE ACCOUNT)</b>				
<b>A. GENERAL SERVICES - Concl'd.</b>				
(e) Pensions and Miscellaneous General Services				
<b>2071 Pensions and other Retirement Benefits</b>				
<b>01 Civil</b>				
101 Superannuation and Retirement Allowances	1,75,47,97,471	...	...	1,75,47,97,471
102 Commuted value of Pensions	2,58,50,549	...	...	2,58,50,549
104 Gratuities	18,36,71,873	...	...	18,36,71,873
105 Family Pensions	5,38,90,491	...	...	5,38,90,491
111 Pensions to Legislators	2,50,336	...	...	2,50,336
<b>Total 01</b>	<b>2,01,84,60,720</b>	...	...	<b>2,01,84,60,720</b>
<b>Total 2071</b>	<b>2,01,84,60,720</b>	...	...	<b>2,01,84,60,720</b>
<b>2075 Miscellaneous General Services</b>				
800 Other expenditure	1,41,459	...	...	1,41,459
<b>Total 2075</b>	<b>1,41,459</b>	...	...	<b>1,41,459</b>
<b>Total (e) Pension and Miscellaneous General Services</b>	<b>2,01,86,02,179</b>	...	...	<b>2,01,86,02,179</b>
<b>Total A. GENERAL SERVICES</b>	<b>3,37,44,17,564</b>			
	<b>5,37,00,72,247</b>	<b>1,56,11,050</b>	<b>6,44,785</b>	<b>8,76,07,45,646</b>

## STATEMENT NO. - 12 - Contd.

(Figures in *italics* represent charged expenditure)

Heads	Actuals for 2003-2004			
	Non-Plan Rs.	Plan Rs.	C.S.S. Rs.	Total Rs.
<b>EXPENDITURE HEADS (REVENUE ACCOUNT)</b>				
<b>B. SOCIAL SERVICES</b>				
(a) Education, Sports Art and Culture				
2202 General Education-				
01 Elementary Education				
102 Assistance to Non-Government Primary Schools	3,90,41,000	2,00,000	...	3,92,41,000
104 Inspection	19,61,63,984	20,00,000	...	19,81,63,984
106 Teachers and other Services	1,67,50,92,181	58,02,21,000	...	2,25,53,13,181
107 Teachers Training	1,47,73,200	10,00,000	33,76,000	1,91,49,200
108 Text Books	68,349	...	...	68,349
<b>Total 01</b>	<b>1,92,51,38,714</b>	<b>58,34,21,000</b>	<b>33,76,000</b>	<b>2,51,19,35,714</b>
02 Secondary Education				
004 Research and Training	44,46,650	3,00,000	...	47,46,650
101 Inspection	9,22,000	...	...	9,22,000
104 Teachers and Other Services	1,34,74,47,590	1,14,58,000	...	1,35,89,05,590
105 Teachers Training	63,65,200	2,85,000	...	66,50,200
107 Scholarships	...	62,16,000	54,000	62,70,000
110 Assistance to Non-Govt. Secondary School	15,83,70,000	10,00,000	98,00,000	16,91,70,000
191 Assistance to Local Bodies for Secondary Education	55,37,000	5,00,000	...	60,37,000
<b>Total 02</b>	<b>1,52,30,88,440</b>	<b>1,97,59,000</b>	<b>98,54,000</b>	<b>1,55,27,01,440</b>
03 University and Higher Education				
001 Direction and Administration	1,23,17,850	3,00,000	...	1,26,17,850
102 Assistance to Universities	4,79,80,000	10,00,000	...	4,89,80,000
103 Government Colleges and Institutes	14,91,78,950	4,00,000	...	14,95,78,950
107 Scholarships	...	78,40,000	1,00,000	79,40,000
800 Other Expenditure	4,000	20,000	...	24,000
<b>Total 03</b>	<b>20,94,80,800</b>	<b>95,60,000</b>	<b>1,00,000</b>	<b>21,91,40,800</b>
04 Adult Education				
200 Other Adult Education Programmes	20,58,46,427	1,20,234	...	20,59,66,661
<b>Total 04</b>	<b>20,58,46,427</b>	<b>1,20,234</b>	<b>...</b>	<b>20,59,66,661</b>

## STATEMENT NO. - 12 - Contd.

(Figures in *italics* represent charged expenditure)

Heads	Actuals for 2003-2004			
	Non-Plan Rs.	Plan Rs.	C.S.S. Rs.	Total Rs.
<b>EXPENDITURE HEADS (REVENUE ACCOUNT)</b>				
<b>B. SOCIAL SERVICES- Contd.</b>				
<b>(a) Education, Sports Art and Culture- Contd.</b>				
<b>2202 General Education-Concl'd.</b>				
<b>05 Language Development</b>				
102 Promotion of Modern Indian Languages and Literature	69,14,090	...	48,96,000	1,18,10,090
103 Sanskrit Education	11,86,980	...	...	11,86,980
200 Other Languages Education	76,49,000	2,00,000	...	78,49,000
<b>Total 05</b>	<b>1,57,50,070</b>	<b>2,00,000</b>	<b>48,96,000</b>	<b>2,08,46,070</b>
<b>80 General</b>				
001 Direction and Administration	8,32,86,869	7,00,000	...	8,39,86,869
800 Other Expenditure	5,31,000	...	...	5,31,000
<b>Total 80</b>	<b>8,38,17,869</b>	<b>7,00,000</b>	<b>...</b>	<b>8,45,17,869</b>
<b>Total 2202</b>	<b>3,96,31,22,320</b>	<b>61,37,60,234</b>	<b>1,82,26,000</b>	<b>4,59,51,08,554</b>
<b>2203 Technical Education</b>				
105 Polytechnics	1,09,27,510	2,81,000	...	1,12,08,510
107 Scholarships	...	1,65,000	...	1,65,000
108 Examinations	...	10,000	...	10,000
112 Engineering/Technical Colleges and Institutes	2,43,26,200	2,19,000	...	2,45,45,200
800 Other expenditure	14,58,900	8,79,500	...	23,38,400
<b>Total 2203</b>	<b>3,67,12,610</b>	<b>15,54,500</b>	<b>...</b>	<b>3,82,67,110</b>
<b>2204 Sports and Youth Services</b>				
001 Direction and Administration	...	15,99,285	...	15,99,285
101 Physical Education	11,41,90,400	29,43,100	...	11,71,33,500
102 Youth Welfare Programmes for Students	57,56,450	28,26,515	59,92,000	1,45,74,965
103 Youth Welfare Programmes for Non-Students	...	...	13,22,960	13,22,960
800 Other expenditure	...	18,25,000	...	18,25,000
<b>Total 2204</b>	<b>11,99,46,850</b>	<b>91,93,900</b>	<b>73,14,960</b>	<b>13,64,55,710</b>
<b>2205 Art and Culture</b>				
101 Fine Arts Education	70,61,310	2,75,000	...	73,36,310
102 Promotion of Art and Culture	11,22,000	17,59,008	...	28,81,008
103 Archaeology	5,80,000	...	...	5,80,000
104 Archives	...	80,000	...	80,000
105 Public Libraries	1,73,55,800	3,80,000	...	1,77,35,800
106 Archaeological Survey	...	10,000	...	10,000
107 Museums	23,02,033	...	...	23,02,033
800 Other Expenditure	1,04,000	...	...	1,04,000
<b>Total 2205</b>	<b>2,85,25,143</b>	<b>25,04,008</b>	<b>...</b>	<b>3,10,29,151</b>
<b>Total (a) Education, Sports, Art and Culture</b>	<b>4,14,83,06,923</b>	<b>62,70,12,642</b>	<b>2,55,40,960</b>	<b>4,80,08,60,525</b>

## STATEMENT NO. - 12 - Contd.

(Figures in *italics* represent charged expenditure)

Heads	Actuals for 2003-2004			
	Non-Plan Rs.	Plan Rs.	C.S.S. Rs.	Total Rs.
<b>EXPENDITURE HEADS (REVENUE ACCOUNT)</b>				
<b>B. SOCIAL SERVICES - Contd.</b>				
<b>(b) Health and Family Welfare-Contd.</b>				
<b>2210 Medical and Public Health</b>				
<b>01 Urban Health Services- Allopathy</b>				
001 Direction and Administration	27,16,33,053	1,49,89,108	...	28,66,22,161
109 School Health Scheme	...	9,885	...	9,885
110 Hospitals and Dispensaries	3,29,18,370	65,28,327	...	3,94,46,697
200 Other Health Schemes	...	69,184	40,51,792	41,20,976
<b>Total 01</b>	<b>30,45,51,423</b>	<b>2,15,96,504</b>	<b>40,51,792</b>	<b>33,01,99,719</b>
<b>02 Urban Health Services -Other Systems of Medicine</b>				
101 Ayurveda	1,36,179	9,38,991	...	10,75,170
102 Homeopathy	2,32,787	4,11,145	...	6,43,932
<b>Total 02</b>	<b>3,68,966</b>	<b>13,50,136</b>	...	<b>17,19,102</b>
<b>03 Rural Health Services- Allopathy</b>				
101 Health Sub-centres	...	14,05,405	...	14,05,405
103 Primary Health Centres	14,06,44,868	13,72,01,929	...	27,78,46,797
104 Community Health Centres	...	49,54,345	...	49,54,345
800 Other expenditure	...	1,10,74,000	...	1,10,74,000
<b>Total 03</b>	<b>14,06,44,868</b>	<b>15,46,35,679</b>	...	<b>29,52,80,547</b>
<b>04 Rural Health Services-Other Systems of medicine (B.M.S.P.M.G.Y)</b>				
101 Ayurveda	...	24,02,594	...	24,02,594
<b>Total 04</b>	...	<b>24,02,594</b>	...	<b>24,02,594</b>
<b>05 Medical Education-Training and Research</b>				
105 Allopathy	5,83,990	41,72,015	3,71,357	51,27,362
200 Other Systems	12,72,181	85,000	...	13,57,181
<b>Total 05</b>	<b>18,56,171</b>	<b>42,57,015</b>	<b>3,71,357</b>	<b>64,84,543</b>
<b>06 Public Health</b>				
001 Direction and Administration	12,34,83,229	...	...	12,34,83,229
101 Prevention and Control of diseases	...	...	1,53,61,023	1,53,61,023
104 Drug Control	3,40,191	...	...	3,40,191
107 Public Health Laboratories	9,815	10,185	...	20,000
113 Public Health Publicity	...	1,68,814	...	1,68,814
<b>Total 06</b>	<b>12,38,33,235</b>	<b>1,78,999</b>	<b>1,53,61,023</b>	<b>13,93,73,257</b>

## STATEMENT NO. - 12 - Contd.

(Figures in *italics* represent charged expenditure)

Heads	Actuals for 2003-2004			
	Non-Plan Rs.	Plan Rs.	C.S.S. Rs.	Total Rs.
<b>EXPENDITURE HEADS (REVENUE ACCOUNT)</b>				
<b>B. SOCIAL SERVICES - Contd.</b>				
(b) Health and Family Welfare-Concltd.				
<b>2210 Medical and Public Health-Concltd.</b>				
<b>Total 2210</b>	<b>57,12,54,663</b>	<b>18,44,20,927</b>	<b>1,97,84,172</b>	<b>77,54,59,762</b>
<b>2211 Family Welfare</b>				
001 Direction and Administration	...	...	2,77,28,945	2,77,28,945
003 Training	...	...	5,08,98,593	5,08,98,593
101 Rural Family Welfare Services	...	...	61,40,607	61,40,607
102 Urban Family Welfare Services	...	...	4,11,754	4,11,754
103 Maternity and Child Health	...	...	23,91,815	23,91,815
104 Transport	...	...	5,87,627	5,87,627
105 Compensation	...	...	6,60,606	6,60,606
<b>Total 2211</b>	<b>...</b>	<b>...</b>	<b>8,88,19,947</b>	<b>8,88,19,947</b>
<b>Total (b) Health and Family Welfare</b>	<b>57,12,54,663</b>	<b>18,44,20,927</b>	<b>10,86,04,119</b>	<b>86,42,79,709</b>
<b>(c) Water Supply, Sanitations Housing and Urban Development-</b>				
<b>2215 Water Supply and Sanitation</b>				
<b>01 Water Supply</b>				
001 Direction and Administration	5,82,83,265	4,56,69,900	1,31,716	10,40,84,881
101 Urban water Supply Programmes	1,53,05,053	...	...	1,53,05,053
102 Rural water Supply Programmes	38,76,751	...	...	38,76,751
799 Suspense	26,61,880	...	...	26,61,880
<b>Total 01</b>	<b>8,01,26,949</b>	<b>4,56,69,900</b>	<b>1,31,716</b>	<b>12,59,28,565</b>
<b>Total 2215</b>	<b>8,01,26,949</b>	<b>4,56,69,900</b>	<b>1,31,716</b>	<b>12,59,28,565</b>
<b>2216 Housing</b>				
<b>01 Government Residential Buildings</b>				
106 General Pool accommodation	2,75,23,547	...	...	2,75,23,547
<b>Total 01</b>	<b>2,75,23,547</b>	<b>...</b>	<b>...</b>	<b>2,75,23,547</b>
<b>Total 2216</b>	<b>2,75,23,547</b>	<b>...</b>	<b>...</b>	<b>2,75,23,547</b>

## STATEMENT NO. - 12 - Contd.

(Figures in *italics* represent charged expenditure)

Heads	Actuals for 2003-2004			
	Non-Plan Rs.	Plan Rs.	C.S.S. Rs.	Total Rs.
<b>EXPENDITURE HEADS (REVENUE ACCOUNT)</b>				
<b>B. SOCIAL SERVICES - Contd.</b>				
<b>(c) Water Supply, Sanitation Housing and Urban Development-Concltd.</b>				
<b>2217 Urban Development</b>				
<b>01 State Capital Development</b>				
191 Assistance to Local Bodies Corporation, Urban Development Authorities, Town Improvement Boards etc.	13,73,000	4,71,09,661	...	4,84,82,661
<b>Total 01</b>	<b>13,73,000</b>	<b>4,71,09,661</b>	...	<b>4,84,82,661</b>
<b>80 General</b>				
001 Direction and Administration	35,97,594	9,29,587	...	45,27,181
<b>Total 80</b>	<b>35,97,594</b>	<b>9,29,587</b>	...	<b>45,27,181</b>
<b>Total 2217</b>	<b>49,70,594</b>	<b>4,80,39,248</b>	...	<b>5,30,09,842</b>
<b>Total (c) Water Supply, Sanitation, Housing and Urban Development</b>	<b>11,26,21,090</b>	<b>9,37,09,148</b>	<b>1,31,716</b>	<b>20,64,61,954</b>
<b>(d) Information and Broadcasting</b>				
<b>2220 Information and Publicity</b>				
<b>01 Films</b>				
001 Direction and Administration	...	9,800	...	9,800
<b>Total 01</b>	...	<b>9,800</b>	...	<b>9,800</b>
<b>60 Others</b>				
001 Direction and Administration	94,94,814	2,51,29,354	...	3,46,24,168
003 Research and Training in mass Communication	6,06,061	39,870	...	6,45,931
101 Advertising and visual Publicity	1,08,69,781	65,32,000	...	1,74,01,781
102 Information Centres	50,51,864	8,99,894	...	59,51,758
103 Press Information Services	34,74,150	8,47,070	...	43,21,220
106 Field Publicity	1,54,18,437	7,18,165	...	1,61,36,602
107 Song and Drama Services	24,42,055	1,17,730	...	25,59,785
109 Photo Services	3,40,571	99,895	...	4,40,466

## STATEMENT NO. - 12 - Contd.

(Figures in *italics* represent charged expenditure)

Heads	Actuals for 2003-2004			
	Non-Plan Rs.	Plan Rs.	C.S.S. Rs.	Total Rs.
<b>EXPENDITURE HEADS (REVENUE ACCOUNT)</b>				
<b>B. SOCIAL SERVICES - Contd.</b>				
(d) Information and Broadcasting- Concl'd.				
<b>2220 Information and Publicity</b>				
110 Publications	16,47,322	5,19,269	...	21,66,591
111 Community Radio and Television	19,91,866	9,828	....	20,01,694
<b>Total 60</b>	<b>5,13,36,921</b>	<b>3,49,13,075</b>	...	<b>8,62,49,996</b>
<b>Total 2220</b>	<b>5,13,36,921</b>	<b>3,49,22,875</b>	...	<b>8,62,59,796</b>
<b>Total (d) Information and Broadcasting</b>	<b>5,13,36,921</b>	<b>3,49,22,875</b>	...	<b>8,62,59,796</b>
(e) Welfare of Scheduled Castes , Scheduled Tribes and Other Backward Classes				
<b>2225 Welfare of Scheduled Castes, Scheduled Tribes and other Backward classes.</b>				
<b>01 Welfare of Scheduled Castes</b>				
001 Direction and Administration	2,41,92,000	23,70,000	...	2,65,62,000
102 Economic Development	...	79,000	...	79,000
277 Education	...	2,61,87,000	1,25,18,000	3,87,05,000
800 Other Expenditure	...	59,69,000	...	59,69,000
<b>Total 01</b>	<b>2,41,92,000</b>	<b>3,46,05,000</b>	<b>1,25,18,000</b>	<b>7,13,15,000</b>
<b>02 Welfare of Scheduled Tribes</b>				
001 Direction and Administration	6,03,63,000	97,48,900	...	7,01,11,900
102 Economic Development	...	54,80,575	3,86,83,200	4,41,63,775
190 Assistance to Public Sector and Other Undertakings	...	76,50,000	...	76,50,000
277 Education	...	9,27,88,000	56,40,000	9,84,28,000
794 Special Central Assistance for Tribal sub-plan	...	5,79,01,000	...	5,79,01,000
800 Other expenditure	...	24,71,94,000	...	24,71,94,000
<b>Total 02</b>	<b>6,03,63,000</b>	<b>42,07,62,475</b>	<b>4,43,23,200</b>	<b>52,54,48,675</b>
<b>03 Welfare of Backward Classes</b>				
001 Direction and Administration	...	17,50,000	...	17,50,000
102 Economic Development	...	35,49,000	...	35,49,000
277 Education	...	2,05,26,000	4,14,11,000	6,19,37,000
800 Other expenditure	...	16,00,000	...	16,00,000
<b>Total 03</b>	<b>...</b>	<b>2,74,25,000</b>	<b>4,14,11,000</b>	<b>6,88,36,000</b>

## STATEMENT NO. - 12 - Contd.

(Figures in *italics* represent charged expenditure)

Heads	Actuals for 2003-2004			
	Non-Plan Rs.	Plan Rs.	C.S.S. Rs.	Total Rs.
<b>EXPENDITURE HEADS (REVENUE ACCOUNT)</b>				
<b>B. SOCIAL SERVICES - Contd.</b>				
<b>(e) Welfare of Scheduled Castes , Scheduled Tribes and Other Backward Classes- Concl'd.</b>				
<b>2225 Welfare of Scheduled Castes, Scheduled Tribes -Concl'd.</b>				
<b>80 General</b>				
800 Other expenditure	7,77,057	19,30,091	...	27,07,148
<b>Total 80</b>	<b>7,77,057</b>	<b>19,30,091</b>	...	<b>27,07,148</b>
<b>Total 2225</b>	<b>8,53,32,057</b>	<b>48,47,22,566</b>	<b>9,82,52,200</b>	<b>66,83,06,823</b>
<b>Total (e) Welfare of Scheduled Castes, Scheduled Tribes and Other Backward Classes</b>	<b>8,53,32,057</b>	<b>48,47,22,566</b>	<b>9,82,52,200</b>	<b>66,83,06,823</b>
<b>(f) Labour and Labour Welfare</b>				
<b>2230 Labour and Employment</b>				
<b>01 Labour</b>				
001 Direction and Administration	1,72,84,974	35,04,121	...	2,07,89,095
102 Working Conditions and Safety	43,26,323	4,35,226	...	47,61,549
109 Beedi Workers Welfare	...	1,94,999	...	1,94,999
277 Education	...	1,00,000	...	1,00,000
<b>Total 01</b>	<b>2,16,11,297</b>	<b>42,34,346</b>	...	<b>2,58,45,643</b>
<b>02 Employment Services</b>				
001 Direction and Administration	29,90,492	...	...	29,90,492
101 Employment Services	1,10,29,459	10,29,090	...	1,20,58,549
<b>Total 02</b>	<b>1,40,19,951</b>	<b>10,29,090</b>	...	<b>1,50,49,041</b>
<b>03 Training</b>				
003 Training of Craftsmen and Supervisors	83,02,104	45,90,000	...	1,28,92,104
<b>Total 03</b>	<b>83,02,104</b>	<b>45,90,000</b>	...	<b>1,28,92,104</b>
<b>Total 2230</b>	<b>4,39,33,352</b>	<b>98,53,436</b>	...	<b>5,37,86,788</b>
<b>Total (f) Labour and Labour Welfare</b>	<b>4,39,33,352</b>	<b>98,53,436</b>	...	<b>5,37,86,788</b>



## STATEMENT NO. - 12 - Contd.

(Figures in *italics* represent charged expenditure)

Heads	Actuals for 2003-2004			
	Non-Plan Rs.	Plan Rs.	C.S.S. Rs.	Total Rs.
<b>EXPENDITURE HEADS (REVENUE ACCOUNT)</b>				
<b>B. SOCIAL SERVICES - Contd.</b>				
<b>(g) Social Welfare and Nutrition</b>				
<b>2235 Social Security and Welfare</b>				
<b>01 Rehabilitation</b>				
001 Direction and Administration	22,24,000	...	...	22,24,000
202 Other Rehabilitation Schemes	...	2,76,463	...	2,76,463
800 Other expenditure	8,69,99,241	...	...	8,69,99,241
<b>Total 01</b>	<b>8,92,23,241</b>	<b>2,76,463</b>	...	<b>8,94,99,704</b>
<b>02 Social Welfare</b>				
001 Direction and Administration	46,22,031	4,65,51,194	...	5,11,73,225
101 Welfare of handicapped	43,90,625	5,11,220	16,38,723	65,40,568
102 Child Welfare	88,04,983	8,83,293	11,28,89,000	12,25,77,276
103 Women's Welfare	17,23,814	...	...	17,23,814
104 Welfare of aged , infirm and destitute	26,53,236	...	...	26,53,236
106 Correctional Services	...	3,79,155	...	3,79,155
107 Assistance to Voluntary Organisations	11,17,000	42,77,415	...	53,94,415
200 Other programme	1,12,25,407	...	...	1,12,25,407
800 Other Expenditure	29,78,000	...	...	29,78,000
<b>Total 02</b>	<b>3,75,15,096</b>	<b>5,26,02,277</b>	<b>11,45,27,723</b>	<b>20,46,45,096</b>
<b>03 National Social Assistance Programme</b>				
101 National Old Age Pension Scheme	...	8,43,08,293	...	8,43,08,293
<b>Total 03</b>	...	<b>8,43,08,293</b>	...	<b>8,43,08,293</b>
<b>60 Other Social Security and Welfare programmes</b>				
102 Pensions under Social Security Schemes	93,08,825	...	...	93,08,825
200 Other Programme	16,84,955	...	...	16,84,955
800 Other expenditure	16,51,000	...	...	16,51,000
<b>Total 60</b>	<b>1,26,44,780</b>	...	...	<b>1,26,44,780</b>
<b>Total 2235</b>	<b>13,93,83,117</b>	<b>13,71,87,033</b>	<b>11,45,27,723</b>	<b>39,10,97,873</b>

## STATEMENT NO. - 12 - Contd.

(Figures in *italics* represent charged expenditure)

Heads	Actuals for 2003-2004			
	Non-Plan Rs.	Plan Rs.	C.S.S. Rs.	Total Rs.
<b>EXPENDITURE HEADS (REVENUE ACCOUNT)</b>				
<b>B. SOCIAL SERVICES - Contd.</b>				
(g) Social Welfare and Nutrition- Concl'd.				
<b>2236 Nutrition</b>				
<b>02 Distribution of nutritious food and beverages</b>				
101 Special Nutrition Programmes	44,14,665	8,78,33,779	...	9,22,48,444
102 Mid- day Meals	34,86,618	10,77,00,000	...	11,11,86,618
<b>Total 02</b>	<b>79,01,283</b>	<b>19,55,33,779</b>	...	<b>20,34,35,062</b>
<b>Total 2236</b>	<b>79,01,283</b>	<b>19,55,33,779</b>	...	<b>20,34,35,062</b>
<b>2245 Relief on account of Natural Calamities</b>				
<b>05 Calamity Relief Fund</b>				
101 Transferred to Reserve Fund and Deposits Accounts Calamity Relief Fund	4,59,27,000	...	...	4,59,27,000
<b>Total 05</b>	<b>4,59,27,000</b>	...	...	<b>4,59,27,000</b>
<b>Total 2245</b>	<b>4,59,27,000</b>	...	...	<b>4,59,27,000</b>
<b>Total (g) Social Welfare and Nutrition</b>	<b>19,32,11,400</b>	<b>33,27,20,812</b>	<b>11,45,27,723</b>	<b>64,04,59,935</b>
(h) Others				
<b>2250 Other Social Services</b>				
103 Upkeep of Shrines, Temples etc.	36,89,888	...	...	36,89,888
800 Other expenditure	23,73,107	...	...	23,73,107
<b>Total 2250</b>	<b>60,62,995</b>	...	...	<b>60,62,995</b>
<b>Total (h) Others</b>	<b>60,62,995</b>	...	...	<b>60,62,995</b>
<b>Total B. SOCIAL SERVICES</b>	<b>5,21,20,59,401</b>	<b>1,76,73,62,406</b>	<b>34,70,56,718</b>	<b>7,32,64,78,525</b>
<b>C. ECONOMIC SERVICES</b>				
(a) Agriculture and Allied Activities				
<b>2401 Crop Husbandry</b>				
001 Direction and Administration	40,31,39,000	5,20,65,000	...	45,52,04,000
102 Food grain crops	...	...	1,27,94,000	1,27,94,000
103 Seeds	...	1,14,000	...	1,14,000
104 Agricultural Farms	...	5,62,000	11,00,000	16,62,000
105 Manures and Fertilisers	...	30,55,000	10,80,000	41,35,000

## STATEMENT NO. - 12 - Contd.

(Figures in *italics* represent charged expenditure)

Heads	Actuals for 2003-2004			
	Non-Plan Rs.	Plan Rs.	C.S.S. Rs.	Total Rs.
<b>EXPENDITURE HEADS (REVENUE ACCOUNT)</b>				
<b>C. ECONOMIC SERVICES- Contd.</b>				
<b>(a) Agriculture and Allied Activities -Contd.</b>				
107 Plant Protection	...	18,24,000	...	18,24,000
108 Commercial Crops	...	16,46,000	50,97,000	67,43,000
109 Extension and Farmers' Training	...	51,86,000	1,93,66,000	2,45,52,000
110 Crop Insurance	...	1,27,000	...	1,27,000
111 Agricultural Economics and Statistics	...	6,27,000	4,00,000	10,27,000
112 Development of Pulses	...	9,93,000	47,00,000	56,93,000
113 Agricultural Engineering	...	11,21,000	...	11,21,000
119 Horticulture and Vegetable Crops	...	81,89,000	...	81,89,000
800 Other expenditure	12,33,000	17,17,720	...	29,50,720
<b>Total 2401</b>	<b>12,33,000</b>	<b>7,72,26,720</b>	<b>4,45,37,000</b>	<b>52,61,35,720</b>
<b>40,31,39,000</b>				
<b>2402 Soil and Water Conservation</b>				
001 Direction and Administration	4,20,77,000	39,18,000	9,50,000	4,69,45,000
102 Soil Conservation	1,20,85,910	3,66,816	50,00,000	1,74,52,726
<b>Total 2402</b>	<b>5,41,62,910</b>	<b>42,84,816</b>	<b>59,50,000</b>	<b>6,43,97,726</b>
<b>2403 Animal Husbandry</b>				
001 Direction and Administration	7,51,31,316	1,37,44,285	...	8,88,75,601
101 Veterinary Services and Animal Health	5,10,05,366	28,51,707	...	5,38,57,073
102 Cattle and Buffalo Development	2,70,37,259	12,89,574	...	2,83,26,833
103 Poultry Development	78,84,094	8,08,187	...	86,92,281
104 Sheep and Wool Development	24,332	38,30,000	...	38,54,332
105 Piggery Development	15,92,711	9,54,783	...	25,47,494
106 Other Live Stock Development	45,68,005	9,992	...	45,77,997
107 Fodder and Feed Development	62,07,956	39,905	36,46,659	98,94,520
109 Extension and Training	8,75,807	69,257	23,60,000	33,05,064
113 Administrative Investigation and Statistics	40,42,500	33,897	9,60,309	50,36,706
<b>Total 2403</b>	<b>17,83,69,346</b>	<b>2,36,31,587</b>	<b>69,66,968</b>	<b>20,89,67,901</b>

## STATEMENT NO. - 12 - Contd.

(Figures in *italics* represent charged expenditure)

Heads	Actuals for 2003-2004			
	Non-Plan Rs.	Plan Rs.	C.S.S. Rs.	Total Rs.
<b>EXPENDITURE HEADS (REVENUE ACCOUNT)</b>				
<b>C. ECONOMIC SERVICES - Contd.</b>				
(a) Agriculture and Allied Activities-Contd.				
<b>2404 Dairy Development</b>				
001 Direction and Administration	40,04,332	...	...	40,04,332
102 Dairy Development Projects	21,65,289	2,17,997	...	23,83,286
191 Town Milk Supply Scheme	17,69,669	...	...	17,69,669
<b>Total 2404</b>	<b>79,39,290</b>	<b>2,17,997</b>	...	<b>81,57,287</b>
<b>2405 Fisheries</b>				
001 Direction and Administration	5,88,85,000	64,70,000	...	6,53,55,000
101 Inland Fisheries	2,12,60,000	1,25,53,000	91,000	3,39,04,000
109 Extension and Training	...	5,96,000	9,89,000	15,85,000
120 Fisheries Co-operatives	...	11,48,000	...	11,48,000
800 Other Expenditure	...	...	75,18,000	75,18,000
<b>Total 2405</b>	<b>8,01,45,000</b>	<b>2,07,67,000</b>	<b>85,98,000</b>	<b>10,95,10,000</b>
<b>2406 Forestry and Wild Life</b>				
<b>01 Forestry</b>				
001 Direction and Administration	20,15,86,184	95,08,065	...	21,10,94,249
003 Education and Training	...	10,49,947	...	10,49,947
005 Survey and Utilisation of Forest Resources	...	1,41,848	...	1,41,848
070 Communications and Buildings	...	86,16,831	...	86,16,831
101 Forest Conservation, Development and Regeneration	...	76,95,491	...	76,95,491
102 Social and Farm Forestry	...	1,64,10,791	...	1,64,10,791
105 Forest Produce	...	2,19,922	...	2,19,922
800 Other Expenditure	...	3,61,217	...	3,61,217
<b>Total 01</b>	<b>20,15,86,184</b>	<b>4,40,04,112</b>	...	<b>24,55,90,296</b>
<b>02 Environmental Forestry and Wild Life</b>				
110 Wild Life Preservation	...	82,43,378	...	82,43,378
<b>Total 02</b>	...	<b>82,43,378</b>	...	<b>82,43,378</b>
<b>Total 2406</b>	<b>20,15,86,184</b>	<b>5,22,47,490</b>	...	<b>25,38,33,674</b>

## STATEMENT NO. - 12 - Contd.

(Figures in *italics* represent charged expenditure)

Heads	Actuals for 2003-2004			
	Non-Plan Rs.	Plan Rs.	C.S.S. Rs.	Total Rs.
<b>EXPENDITURE HEADS (REVENUE ACCOUNT)</b>				
<b>C. ECONOMIC SERVICES- Contd.</b>				
<b>(a) Agriculture and Allied Activities-Concl.</b>				
<b>2407 Plantation</b>				
<b>01 Tea</b>				
800 Other Expenditure	...	17,81,000	...	17,81,000
<b>Total 01</b>	...	<b>17,81,000</b>	...	<b>17,81,000</b>
<b>Total 2407</b>	...	<b>17,81,000</b>	...	<b>17,81,000</b>
<b>2408 Food, Storage and Warehousing</b>				
<b>01 Food</b>				
001 Direction and Administration	5,70,98,583	...	...	5,70,98,583
<b>Total 01</b>	<b>5,70,98,583</b>	...	...	<b>5,70,98,583</b>
<b>02 Storage and Warehousing</b>				
101 Rural Godowns Programme	...	75,000	...	75,000
<b>Total 02</b>	...	<b>75,000</b>	...	<b>75,000</b>
<b>Total 2408</b>	<b>5,70,98,583</b>	<b>75,000</b>	...	<b>5,71,73,583</b>
<b>2415 Agricultural Research and Education-</b>				
<b>01 Crop Husbandry</b>				
004 Research	...	5,53,471	...	5,53,471
277 Education	...	1,93,276	...	1,93,276
<b>Total 2415</b>	...	<b>7,46,747</b>	...	<b>7,46,747</b>
<b>2425 Co-operation</b>				
001 Direction and Administration	5,41,42,413	14,84,563	...	5,56,26,976
003 Training	...	29,46,000	...	29,46,000
107 Assistance to Credit Co-operatives	...	30,10,000	6,40,000	36,50,000
108 Assistance to other Co-operatives	...	15,24,000	1,60,000	16,84,000
<b>Total 2425</b>	<b>5,41,42,413</b>	<b>89,64,563</b>	<b>8,00,000</b>	<b>6,39,06,976</b>
<b>Total (a) Agriculture and Allied Activities</b>	<b>12,33,000</b>	<b>18,99,42,920</b>	<b>6,68,51,968</b>	<b>1,29,46,10,614</b>

**STATEMENT NO. - 12 - Contd.**  
(Figures in *italics* represent charged expenditure)

Heads	Actuals for 2003-2004				
	Non-Plan Rs.	Plan Rs.	C.S.S. Rs.	Total Rs.	
<b>EXPENDITURE HEADS (REVENUE ACCOUNT)</b>					
<b>C. ECONOMIC SERVICES-Contd.</b>					
<b>(b) Rural Development</b>					
<b>2501 Special Programmes for Rural Development</b>					
<b>01 Integrated Rural Development Programme</b>					
001	Direction and Administration	3,72,85,400	27,43,000	...	4,00,28,400
<b>Total 01</b>		<b>3,72,85,400</b>	<b>27,43,000</b>	...	<b>4,00,28,400</b>
<b>04 Integrated Rural Energy Planning Programme</b>					
109	Monitoring	...	8,00,000	2,77,450	10,77,450
<b>Total 04</b>		...	<b>8,00,000</b>	<b>2,77,450</b>	<b>10,77,450</b>
<b>Total 2501</b>		<b>3,72,85,400</b>	<b>35,43,000</b>	<b>2,77,450</b>	<b>4,11,05,850</b>
<b>2505 Rural Employment</b>					
<b>60 Other Programmes</b>					
001	Direction and Administration	1,33,000	3,68,000	...	5,01,000
800	Other Expenditure	...	2,18,39,000	...	2,18,39,000
<b>Total 60</b>		<b>1,33,000</b>	<b>2,22,07,000</b>	...	<b>2,23,40,000</b>
<b>Total 2505</b>		<b>1,33,000</b>	<b>2,22,07,000</b>	...	<b>2,23,40,000</b>
<b>2506 Land Reforms</b>					
001	Direction and Administration	7,97,63,512	27,38,448	...	8,25,01,960
<b>Total 2506</b>		<b>7,97,63,512</b>	<b>27,38,448</b>	...	<b>8,25,01,960</b>
<b>2515 Other Rural Development Programmes</b>					
001	Direction & Administration	15,89,48,795	6,66,48,379	...	22,55,97,174
003	Training	21,36,860	12,83,015	...	34,19,875
101	Panchayati Raj	...	28,04,03,000	...	28,04,03,000
<b>Total 2515</b>		<b>16,10,85,655</b>	<b>34,83,34,394</b>	...	<b>50,94,20,049</b>
<b>Total (b) Rural Development</b>		<b>27,82,67,567</b>	<b>37,68,22,842</b>	<b>2,77,450</b>	<b>65,53,67,859</b>
<b>(c) Special Areas Programmes</b>					
<b>2552 North Eastern Areas</b>					
003	Training	...	52,00,000	...	52,00,000
101	Physical Education	...	51,24,000	...	51,24,000
109	Extension and Training	...	76,200	...	76,200
800	Other expenditure	...	2,10,000	...	2,10,000
<b>01 Forestry</b>					
105	Forest Produce	...	1,15,62,707	...	1,15,62,707
<b>Total 01</b>		...	<b>1,15,62,707</b>	...	<b>1,15,62,707</b>
<b>Total 2552</b>		...	<b>2,21,72,907</b>	...	<b>2,21,72,907</b>
<b>Total (c) Special Area Programmes</b>		...	<b>2,21,72,907</b>	...	<b>2,21,72,907</b>

STATEMENT NO. - 12 - Contd.  
(Figures in *italics* represent charged expenditure)

Heads	Actuals for 2003-2004			
	Non-Plan Rs.	Plan Rs.	C.S.S. Rs.	Total Rs.
<b>EXPENDITURE HEADS (REVENUE ACCOUNT)</b>				
<b>C. ECONOMIC SERVICES-Contd.</b>				
<b>(d) Irrigation and Flood Control-</b>				
<b>2702 Minor Irrigation</b>				
<b>01 Surface Water</b>				
102 Lift Irrigation Schemes	4,89,05,768	...	...	4,89,05,768
<b>Total 01</b>	<b>4,89,05,768</b>	...	...	<b>4,89,05,768</b>
<b>80 General</b>				
001 Direction and Administration	11,41,20,997	56,79,374	...	11,98,00,371
799 Suspense	-43,00,001	...	...	-43,00,001
<b>Total 80</b>	<b>10,98,20,996</b>	<b>56,79,374</b>	...	<b>11,55,00,370</b>
<b>Total 2702</b>	<b>15,87,26,764</b>	<b>56,79,374</b>	...	<b>16,44,06,138</b>
<b>2711 Flood Control and Drainage</b>				
<b>01 Flood Control</b>				
001 Direction and Administration	4,24,48,537	...	...	4,24,48,537
800 Other expenditure	64,62,298	...	...	64,62,298
<b>Total 01</b>	<b>4,89,10,835</b>	...	...	<b>4,89,10,835</b>
<b>Total 2711</b>	<b>4,89,10,835</b>	...	...	<b>4,89,10,835</b>
<b>Total (d) Irrigation and Flood Control</b>	<b>20,76,37,599</b>	<b>56,79,374</b>	...	<b>21,33,16,973</b>
<b>(e) Energy</b>				
<b>2801 Power</b>				
<b>01 Hydel Generation</b>				
001 Direction and Administration	2,06,71,979	...	...	2,06,71,979
800 Other expenditure	25,19,963	...	...	25,19,963
<b>Total 01</b>	<b>2,31,91,942</b>	...	...	<b>2,31,91,942</b>
<b>04 Diesel/Gas Power Generation</b>				
001 Direction and Administration	1,88,96,603	...	...	1,88,96,603
800 Other expenditure	35,57,47,017	...	...	35,57,47,017
<b>Total 04</b>	<b>37,46,43,620</b>	...	...	<b>37,46,43,620</b>
<b>05 Transmission and Distribution</b>				
001 Direction and Administration	31,15,39,341	...	...	31,15,39,341
799 Suspense	-1,09,43,815	...	...	-1,09,43,815
800 Other expenditure	62,90,01,157	...	...	62,90,01,157
<b>Total 05</b>	<b>92,95,96,683</b>	...	...	<b>92,95,96,683</b>
<b>Total 2801</b>	<b>1,32,74,32,245</b>	...	...	<b>1,32,74,32,245</b>
<b>2810 Non-Conventional Sources of Energy</b>				
<b>01 Bio-energy</b>				
001 Direction and Administration	34,28,421	3,77,866	...	38,06,287
<b>Total 01</b>	<b>34,28,421</b>	<b>3,77,866</b>	...	<b>38,06,287</b>
<b>Total 2810</b>	<b>34,28,421</b>	<b>3,77,866</b>	...	<b>38,06,287</b>
<b>Total (e) Energy</b>	<b>1,33,08,60,666</b>	<b>3,77,866</b>	...	<b>1,33,12,38,532</b>

## STATEMENT NO. - 12 - Contd.

(Figures in *italics* represent charged expenditure)

Heads	Actuals for 2003-2004				
	Non-Plan Rs.	Plan Rs.	C.S.S. Rs.	Total Rs.	
<b>EXPENDITURE HEADS (REVENUE ACCOUNT)</b>					
<b>C. ECONOMIC SERVICES-Contd.</b>					
<b>(f) Industry and Minerals</b>					
<b>2851 Village and Small Industries</b>					
001	Direction and Administration	5,09,77,002	43,09,829	...	5,52,86,831
101	Industrial Estates	19,70,472	...	...	19,70,472
102	Small Scale Industries	2,32,55,624	4,28,69,000	20,08,000	6,81,32,624
103	Handloom Industries	45,00,000	1,30,02,180	33,28,701	2,08,30,881
104	Handicraft Industries	20,00,000	16,81,500	12,27,147	49,08,647
105	Khadi and Village Industries	...	1,70,00,000	...	1,70,00,000
107	Sericulture Industries	1,45,43,000	55,38,732	29,36,000	2,30,17,732
200	Other Village Industries	10,57,289	...	...	10,57,289
800	Other expenditure	1,24,06,167	36,75,000	...	1,60,81,167
	<b>Total 2851</b>	<b>11,07,09,554</b>	<b>8,80,76,241</b>	<b>94,99,848</b>	<b>20,82,85,643</b>
<b>2875 Other Industries</b>					
<b>60 Other Industries</b>					
800	Other expenditure	17,14,050	...	1,65,65,057	1,82,79,107
	<b>Total 60</b>	<b>17,14,050</b>	<b>...</b>	<b>1,65,65,057</b>	<b>1,82,79,107</b>
	<b>Total 2875</b>	<b>17,14,050</b>	<b>...</b>	<b>1,65,65,057</b>	<b>1,82,79,107</b>
	<b>Total (f) Industry and Minerals</b>	<b>11,24,23,604</b>	<b>8,80,76,241</b>	<b>2,60,64,905</b>	<b>22,65,64,750</b>
<b>(g) Transport</b>					
<b>3054 Roads and Bridges</b>					
<b>04 District and Other Roads</b>					
800	Other expenditure	26,44,90,179	...	...	26,44,90,179
	<b>Total 04</b>	<b>26,44,90,179</b>	<b>...</b>	<b>...</b>	<b>26,44,90,179</b>
	<b>Total 3054</b>	<b>26,44,90,179</b>	<b>...</b>	<b>...</b>	<b>26,44,90,179</b>
<b>3055 Road Transport</b>					
001	Direction and Administration	...	12,16,816	...	12,16,816
	<b>Total 3055</b>	<b>...</b>	<b>12,16,816</b>	<b>...</b>	<b>12,16,816</b>
<b>3075 Other Transport Services</b>					
<b>60 Others</b>					
800	Other expenditure	34,00,000	...	...	34,00,000
	<b>Total 60</b>	<b>34,00,000</b>	<b>...</b>	<b>...</b>	<b>34,00,000</b>
	<b>Total 3075</b>	<b>34,00,000</b>	<b>...</b>	<b>...</b>	<b>34,00,000</b>
	<b>Total (g) Transport</b>	<b>26,78,90,179</b>	<b>12,16,816</b>	<b>...</b>	<b>26,91,06,995</b>



## STATEMENT NO. - 12 - Contd.

(Figures in *italics* represent charged expenditure)

Heads	Actuals for 2003-2004			
	Non-Plan Rs.	Plan Rs.	C.S.S. Rs.	Total Rs.
<b>EXPENDITURE HEADS (REVENUE ACCOUNT)</b>				
<b>C. ECONOMIC SERVICES-Contd.</b>				
<b>(h) Communications</b>				
<b>3275 Other Communication Services</b>				
101 Wireless Planning and Co-ordination	7,20,93,342	...	...	7,20,93,342
<b>Total 3275</b>	<b>7,20,93,342</b>	...	...	<b>7,20,93,342</b>
<b>Total (h) Communication</b>	<b>7,20,93,342</b>	...	...	<b>7,20,93,342</b>
<b>(i) Science, Technology and Environment</b>				
<b>3425 Other Scientific Research</b>				
<b>60 Others</b>				
001 Direction and Administration	37,01,817	1,63,205	...	38,65,022
004 Research and Development	...	3,55,748	...	3,55,748
800 Other Expenditure	...	8,67,000	...	8,67,000
<b>Total 60</b>	<b>37,01,817</b>	<b>13,85,953</b>	...	<b>50,87,770</b>
<b>Total 3425</b>	<b>37,01,817</b>	<b>13,85,953</b>	...	<b>50,87,770</b>
<b>Total (i) Science, Technology and Environment</b>	<b>37,01,817</b>	<b>13,85,953</b>	...	<b>50,87,770</b>
<b>(j) General Economic Services</b>				
<b>3451 Secretariat - Economic Services</b>				
091 Attached Offices	1,03,37,191	11,36,522	...	1,14,73,713
101 Planning Commission Planning Board	3,32,000	...	...	3,32,000
<b>Total 3451</b>	<b>1,06,69,191</b>	<b>11,36,522</b>	...	<b>1,18,05,713</b>
<b>3452 Tourism</b>				
<b>01 Tourist Infrastructure</b>				
101 Tourist Centre	...	13,90,768	...	13,90,768
102 Tourist Accommodation	1,69,300	24,03,000	...	25,72,300
<b>Total 01</b>	<b>1,69,300</b>	<b>37,93,768</b>	...	<b>39,63,068</b>
<b>80 General</b>				
001 Direction and Administration	6,85,740	62,80,647	...	69,66,387
800 Other Expenditure	8,04,724	16,48,631	...	24,53,355
<b>Total 80</b>	<b>16,59,464</b>	<b>79,29,278</b>	...	<b>94,19,742</b>
<b>Total 3452</b>	<b>16,59,764</b>	<b>1,17,23,046</b>	...	<b>1,33,82,810</b>

## STATEMENT NO. - 12 - Contd.

(Figures in *italics* represent charged expenditure)

Heads	Actuals for 2003-2004			
	Non-Plan Rs.	Plan Rs.	C.S.S. Rs.	Total Rs.
<b>EXPENDITURE HEADS (REVENUE ACCOUNT)</b>				
<b>C. ECONOMIC SERVICES-Concl'd.</b>				
<b>(j) General Economic Services -Concl'd.</b>				
<b>3454 Census, Surveys and Statistics</b>				
<b>01 Census</b>				
001 Direction and Administration	1,33,07,438	8,80,319	...	1,41,87,757
<b>Total 01</b>	<b>1,33,07,438</b>	<b>8,80,319</b>	...	<b>1,41,87,757</b>
<b>02 Surveys and Statistics-</b>				
201 National Sample Survey Organisation	51,64,327	95,402	...	52,59,729
<b>Total 02</b>	<b>51,64,327</b>	<b>95,402</b>	...	<b>52,59,729</b>
<b>Total 3454</b>	<b>1,84,71,765</b>	<b>9,75,721</b>	...	<b>1,94,47,486</b>
<b>3456 Civil Supplies</b>				
001 Direction and Administration	1,10,44,204	87,14,171	...	1,97,58,375
<b>Total 3456</b>	<b>1,10,44,204</b>	<b>87,14,171</b>	...	<b>1,97,58,375</b>
<b>3475 Other General Economic Services</b>				
106 Regulation of Weights and Measures	97,06,457	7,65,755	...	1,04,72,212
<b>Total 3475</b>	<b>97,06,457</b>	<b>7,65,755</b>	...	<b>1,04,72,212</b>
<b>Total (j) General Economic Services</b>	<b>5,15,51,381</b>	<b>2,33,15,215</b>	...	<b>7,48,66,596</b>
<b>Total C. ECONOMIC SERVICES</b>	<b>12,33,000</b>			
	<b>3,36,10,08,881</b>	<b>70,89,90,134</b>	<b>9,31,94,323</b>	<b>4,16,44,26,338</b>
<b>D. GRANT-IN-AID AND CONTRIBUTIONS</b>				
<b>3604 Compensation and Assignments to Local Bodies and Panchayati Raj Institutions</b>				
101 Land Revenue	...	1,07,44,000	...	1,07,44,000
108 Taxes on Professions, Trade, Callings and Employment	...	7,43,05,000	...	7,43,05,000
200 Other Miscellaneous Compensations and Assignments	...	21,38,59,000	...	21,38,59,000
800 Other Expenditure	...	7,87,08,000	...	7,87,08,000
<b>Total 3604</b>	...	<b>37,76,16,000</b>	...	<b>37,76,16,000</b>
<b>TOTAL D. GRANT-IN-AID AND CONTRIBUTION</b>	...	<b>37,76,16,000</b>	...	<b>37,76,16,000</b>
<b>TOTAL EXPENDITURE HEAD (REVENUE ACCOUNT)</b>	<b>3,37,56,50,564</b>			
	<b>13,94,31,40,529</b>	<b>2,86,95,79,590</b>	<b>44,08,95,826</b>	<b>20,62,92,66,509</b>

## STATEMENT NO. - 12 - Contd.

(Figures in *italics* represent charged expenditure)

Heads	Actuals for 2003-2004			
	Non-Plan Rs.	Plan Rs.	C.S.S. Rs.	Total Rs.
<b>EXPENDITURE HEADS (CAPITAL ACCOUNT)</b>				
<b>A. Capital Account of General services</b>				
4055 Capital Outlay on Police	17,48,11,658	...	...	17,48,11,658
4059 Capital Outlay on Public Works	...	4,93,55,434	2,49,63,476	7,43,18,910
4070 Capital Outlay on Other Administrative Services	6,34,93,591	10,26,65,916	1,97,98,558	18,59,58,065
<b>Total A Capital Account of General Services</b>	<b>23,83,05,249</b>	<b>15,20,21,350</b>	<b>4,47,62,034</b>	<b>43,50,88,633</b>
<b>B. Capital Account of Social Services</b>				
<b>(a) Capital Account of Education, Sports, Art and Culture</b>				
4202 Capital Outlay on Education, Sports, Art and Culture	7,80,000	15,74,43,304	8,56,16,000	24,38,39,304
<b>Total (a) Capital Account of Education, Sports, Art and Culture</b>	<b>7,80,000</b>	<b>15,74,43,304</b>	<b>8,56,16,000</b>	<b>24,38,39,304</b>
<b>(b) Capital Account of Health and Family Welfare</b>				
4210 Capital Outlay on Medical and Public Health	28,45,709	2,78,18,702	1,54,70,000	4,61,34,411
4211 Capital Outlay on Family Welfare	...	...	1,70,26,155	1,70,26,155
<b>Total (b) Capital Account of Health and Family Welfare</b>	<b>28,45,709</b>	<b>2,78,18,702</b>	<b>3,24,96,155</b>	<b>6,31,60,566</b>
<b>(c) Capital Account of Water Supply, Sanitation, Housing and Urban Development</b>				
4215 Capital Outlay on Water Supply and Sanitation	...	32,65,65,726	30,53,93,345	63,19,59,071
4216 Capital Outlay on Housing	...	42,26,49,361	...	42,26,49,361
<b>Total (c) Capital Account of Water Supply, Sanitation, Housing and Urban Development</b>	<b>...</b>	<b>74,92,15,087</b>	<b>30,53,93,345</b>	<b>1,05,46,08,432</b>
<b>(e) Capital Account of Welfare of Scheduled castes, Scheduled Tribes and other Backward Classes</b>				
4225 Capital Outlay on Welfare of Scheduled Castes, Scheduled Tribes and Other Backward Classes	...	12,83,83,000	4,35,000	12,88,18,000
<b>Total (e) Capital Account of Welfare of Scheduled Castes, Scheduled Tribes and Other Backward Classes</b>	<b>...</b>	<b>12,83,83,000</b>	<b>4,35,000</b>	<b>12,88,18,000</b>
<b>(g) Capital Account of Social Welfare and Nutrition</b>				
4235 Capital Outlay of Social Security and Welfare	...	...	7,88,22,000	7,88,22,000
<b>Total (g) Capital Outlay of Social Security and Welfare</b>	<b>...</b>	<b>...</b>	<b>7,88,22,000</b>	<b>7,88,22,000</b>
<b>(h) Capital Account of Other Social Services</b>				
4250 Capital Outlay of Other Social Services	...	3,98,793	...	3,98,793
<b>Total (h) Capital Outlay of Other Social Services</b>	<b>...</b>	<b>3,98,793</b>	<b>...</b>	<b>3,98,793</b>
<b>Total B. Capital Account of Social Services</b>	<b>36,25,709</b>	<b>1,06,32,58,886</b>	<b>50,27,62,500</b>	<b>1,56,96,47,095</b>

(x) Minor headwise details for Capital Major Heads are given in Statement No.-13.

## STATEMENT NO. - 12 - Contd.

(Figures in *italics* represent charged expenditure)

Heads	Actuals for 2003-2004			
	Non-Plan Rs.	Plan Rs.	C.S.S. Rs.	Total Rs.
<b>EXPENDITURE HEADS (CAPITAL ACCOUNT)</b>				
<b>C. Capital Account of Economic Services</b>				
<b>(a) Capital Account of Agriculture and Allied Activities</b>				
4401	Capital Outlay on Crop Husbandry	-67,68,800	6,88,91,400	... 6,21,22,600
4402	Capital Outlay on Soil and Water Conservation	...	...	3,07,51,000 3,07,51,000
4403	Capital Outlay on Animal Husbandry	...	26,33,854	2,37,02,775 2,63,36,629
4405	Capital Outlay on Fisheries	...	12,88,000	25,64,650 38,52,650
4406	Capital Outlay on Forestry and Wild Life	...	...	1,27,78,025 1,27,78,025
4408	Capital Outlay on Food, Storage and Warehousing	-3,12,57,890	33,91,996	... -2,78,65,894
4425	Capital Outlay on Co-operation	...	1,91,04,000	6,00,000 1,97,04,000
4435	Capital Outlay on Other Agricultural Programmes	...	24,90,000	77,33,151 1,02,23,151
	<b>Total (a) Capital Account of Agriculture and Allied Activities</b>	<b>(-) 3,80,26,690(a)</b>	<b>9,77,99,250</b>	<b>7,81,29,601 13,79,02,161</b>
<b>(b) Capital Account of Rural Development</b>				
4515	Capital Outlay on Other Rural Development Programmes	...	1,08,19,000	... 1,08,19,000
	<b>Total (b) Capital Account of Rural Development</b>	...	<b>1,08,19,000</b>	... <b>1,08,19,000</b>
<b>(c) Capital Account of Special Areas Programme</b>				
4552	Capital Outlay on North Eastern Areas	...	31,92,59,217	... 31,92,59,217
	<b>Total (c) Capital Account of Special Areas Programme</b>	...	<b>31,92,59,217</b>	... <b>31,92,59,217</b>
<b>(d) Capital Account of Irrigation and Flood Control</b>				
4701	Capital Outlay on Major and Medium Irrigation	...	5,43,13,585	... 5,43,13,585
4702	Capital Outlay on Minor Irrigation	...	19,56,69,523	18,94,145 19,75,63,668
4711	Capital Outlay on Flood Control Projects	...	6,94,97,872	... 6,94,97,872
	<b>Total (d) Capital Account of Irrigation and Flood Control</b>	...	<b>31,94,80,980</b>	<b>18,94,145 32,13,75,125</b>
<b>(e) Capital Account of Energy</b>				
4801	Capital Outlay on Power Projects	...	30,75,43,980	10,40,33,004 41,15,76,984
4810	Capital Outlay on Non-Conventional Sources of Energy	...	11,46,000	... 11,46,000
	<b>Total (e) Capital Account of Energy</b>	...	<b>30,86,89,980</b>	<b>10,40,33,004 41,27,22,984</b>
<b>(f) Capital Account of Industry and Minerals</b>				
4860	Capital Outlay on Consumer Industries	...	9,31,00,000	... 9,31,00,000
4875	Capital Outlay on Other Industries	...	...	1,00,000 1,00,000
4885	Other Capital Outlay on Industries and Minerals	...	68,00,000	... 68,00,000
	<b>Total (f) Capital Account of Industry and Minerals</b>	...	<b>9,99,00,000</b>	<b>1,00,000 10,00,00,000</b>

(a) Minus expenditure is due to more recoveries than the expenditure.

## STATEMENT NO. - 12 – Concl'd.

(Figures in *italics* represent charged expenditure)

Heads	Actuals for 2003-2004			
	Non-Plan Rs.	Plan Rs.	C.S.S. Rs.	Total Rs.
<b>EXPENDITURE HEADS (CAPITAL ACCOUNT)</b>				
<b>C. Capital Account of Economic Services-Concl'd.</b>				
<b>(g) Capital Account of Transport</b>				
5054 Capital Outlay on Roads and Bridges	...	70,10,51,228	23,49,13,734	93,59,64,962
5055 Capital Outlay on Road Transport	9,50,00,000	3,19,25,000	...	12,69,25,000
<b>Total (g) Capital Account of Transport</b>	<b>9,50,00,000</b>	<b>73,29,76,228</b>	<b>23,49,13,734</b>	<b>1,06,28,89,962</b>
<b>(h) Capital Account of Communication</b>				
5275 Capital Outlay on Other Communication Services	...	2,07,815	...	2,07,815
<b>Total (h) Capital Account of Communication</b>	...	<b>2,07,815</b>	...	<b>2,07,815</b>
<b>(i) Capital Account of Science, Technology and Environment</b>				
5425 Capital Outlay on Other Scientific and Environmental Research	...	7,00,000	...	7,00,000
<b>Total (i) Capital Account of Science, Technology and Environment</b>	...	<b>7,00,000</b>	...	<b>7,00,000</b>
<b>(j) Capital Account of General Economic Services</b>				
5452 Capital Outlay on Tourism	...	1,06,00,000	...	1,06,00,000
5465 Investments in General Financial and Trading Institutions	...	5,66,31,000	...	5,66,31,000
<b>Total (j) Capital Account of General Economic Services</b>	...	<b>6,72,31,000</b>	...	<b>6,72,31,000</b>
<b>Total C. Capital Account of Economic Services</b>	<b>5,69,73,310</b>	<b>1,95,70,63,470</b>	<b>41,90,70,484</b>	<b>2,43,31,07,264</b>
<b>TOTAL EXPENDITURE HEADS (CAPITAL ACCOUNT)</b>	<b>29,89,04,268</b>	<b>3,17,23,43,706</b>	<b>96,65,95,018</b>	<b>4,43,78,42,992</b>
<b>TOTAL EXPENDITURE</b>	<b>3,37,56,50,564</b>	<b>14,24,20,44,797</b>	<b>6,04,19,23,296</b>	<b>1,40,74,90,844</b>
				<b>25,06,71,09,501</b>

**STATEMENT NO.13 - DETAILED STATEMENT OF CAPITAL EXPENDITURE DURING  
AND TO THE END OF THE YEAR 2003-2004**

Nature of expenditure	Expenditure during the year 2003-2004			
	Non-Plan	Plan	Total	Expenditure to the end of the year 2003-04
	Rs.	Rs.	Rs.	Rs.
<b>A. Capital Account of General Services</b>				
<b>4055 Capital Outlay on Police</b>				
207 State Police	21,65,000	...	21,65,000	21,65,000
800 Other Expenditure Police Force (Modernisation)	17,26,46,658	...	17,26,46,658	73,97,17,938
<b>Total 4055</b>	<b>17,48,11,658</b>	<b>...</b>	<b>17,48,11,658</b>	<b>74,18,82,938</b>
<b>4059 Capital Outlay on Public Works</b>				
<b>01 Office Buildings</b>				
051 Construction	...	7,43,18,910	7,43,18,910	33,85,06,582
800 Other Expenditure	...	...	...	7,11,317
101 Construction -General Pool Accommodation.	...	...	...	13,49,31,112
<b>60 Other buildings</b>				
800 Other Expenditure	...	...	...	25,52,763
<b>80 General</b>				
201 Acquisition of Land "Development of Agartala Town"	...	...	...	2,08,355
051 Construction	...	...	...	33,19,60,820
052 Machinery and Equipment	...	...	...	1,90,44,700
800 Other Expenditure	...	...	...	17,05,00,605
<b>Total 4059</b>	<b>...</b>	<b>7,43,18,910</b>	<b>7,43,18,910</b>	<b>99,84,16,254</b>
<b>4070 Capital Outlay on other Administrative Services</b>				
003 Training	...	...	...	79,42,963
800 Other Expenditure	6,34,93,591	12,24,64,474	18,59,58,065	96,84,47,959
<b>Total 4070</b>	<b>6,34,93,591</b>	<b>12,24,64,474</b>	<b>18,59,58,065</b>	<b>97,63,90,922</b>
<b>Total A Capital Account of General Services</b>	<b>23,83,05,249</b>	<b>19,67,83,384</b>	<b>43,50,88,633</b>	<b>2,71,66,90,114</b>
<b>B. Capital Account of Social Services</b>				
<b>(a)Capital Account of Education, Sports, Art and Culture</b>				
<b>4202 Capital Outlay on Education, Sports, Art and Culture</b>				
<b>01 General Education</b>				
201 Elementary Education	...	20,05,04,254	20,05,04,254	54,18,12,739
202 Secondary Education	...	70,28,000	70,28,000	28,79,90,791
203 University and Higher Education	7,80,000	79,17,400	86,97,400	20,12,73,002
600 General	...	5,95,000	5,95,000	51,93,429
800 Other Expenditure	...	...	...	2,37,69,424
<b>02 Technical Education</b>				
104 Polytechnics	...	2,02,00,900	2,02,00,900	5,63,36,874
105 Engineering Technical Colleges and Institutes	...	6,00,750	6,00,750	2,67,65,961
800 Other Expenditure	...	...	...	1,20,88,146
<b>03 Sports and Youth Services</b>				
101 Youth Hostels	...	...	...	2,80,000
800 Other Expenditure	...	9,49,000	9,49,000	11,62,14,422
<b>04 Art and Culture</b>				
101 Fine Arts Education	...	...	...	4,24,006
105 Public Libraries	...	52,64,000	52,64,000	3,86,40,425
106 Museums	...	...	...	6,73,996
600 General	...	...	...	28,00,000
800 Other Expenditure	...	...	...	25,10,617
<b>Total 4202</b>	<b>7,80,000</b>	<b>24,30,59,304</b>	<b>24,38,39,304</b>	<b>1,31,67,73,832</b>
<b>Total (a) Capital Account of Education, Sports, Art and Culture</b>	<b>7,80,000</b>	<b>24,30,59,304</b>	<b>24,38,39,304</b>	<b>1,31,67,73,832</b>

## Statement No. 13 - Contd.

Nature of expenditure	Expenditure during the year 2003-2004			Expenditure to the end of the year 2003-04
	Non-Plan	Plan	Total	
	Rs.	Rs.	Rs.	Rs.
<b>B Capital Account of Social Services-Contd.</b>				
<b>(b) Capital Account of Health and Family Welfare</b>				
<b>4210 Capital Outlay on Medical and Public Health</b>				
<b>01 Urban Health Services</b>				
104 Medical Stores Depot	...	...	...	3,07,605
110 Hospital and Dispensaries	28,45,709	1,53,16,000	1,81,61,709	24,20,54,131
Bulk purchase of Materials and equipment for intensification of National Malaria	...	...	...	1,12,82,130
200 Other Health Schemes	...	...	...	2,81,75,000
<b>02 Rural Health Services</b>				
101 Health Sub-Centres	...	...	...	42,11,986
103 Primary Health Centres	...	24,20,265	24,20,265	6,18,08,857
104 Community Health Centres	...	...	...	1,29,87,317
800 Other Expenditure	...	1,34,26,000	1,34,26,000	5,72,20,520
<b>03 Medical Education Training and Research</b>				
101 Ayurveda	...	...	...	10,07,724
102 Homeopathy	...	1,26,437	1,26,437	8,04,736
103 Unani	...	...	...	3,00,615
105 Allopathy	...	...	...	10,00,000
<b>04 Public Health</b>				
101 Prevention and Control of Diseases	...	1,20,00,000	1,20,00,000	1,20,00,000
National Leprosy Control Programme	...	...	...	1,72,63,885
104 Drug Control	...	...	...	16,73,680
107 Public Health Laboratories	...	...	...	56,27,000
<b>80 General</b>				
800 Other Expenditure	...	...	...	1,66,03,195
Other Schemes each costing Rs. 1 crore and less	...	...	...	23,87,28,363
<b>Total 4210</b>	<b>28,45,709</b>	<b>4,32,88,702</b>	<b>4,61,34,411</b>	<b>71,30,56,744</b>
<b>4211 Capital Outlay on Family Welfare</b>				
103 Maternity and Child Health	...	1,70,26,155	1,70,26,155	4,43,89,961
Other Scheme each costing Rs. 1 crore and less	...	...	...	1,36,90,251
<b>Total 4211</b>	<b>...</b>	<b>1,70,26,155</b>	<b>1,70,26,155</b>	<b>5,80,80,212</b>
<b>Total (b) Capital Account of Health and Family Welfare</b>	<b>28,45,709</b>	<b>6,03,14,857</b>	<b>6,31,60,566</b>	<b>77,11,36,956</b>

## Statement No. 13 – Contd.

Nature of expenditure	Expenditure during the year 2003-2004			Expenditure to the end of the year 2003-04
	Non-Plan	Plan	Total	
	Rs.	Rs.	Rs.	Rs.
<b>B. Capital Account of Social Services-Contd.</b>				
<b>(c) Capital Account of Water Supply, Sanitation, Housing and Urban Development</b>				
<b>4215 Capital Outlay on Water Supply and Sanitation</b>				
<b>01 Water Supply</b>				
001 Direction and Administration				
Gross Expenditure	...	...	...	13,70,61,172
Deduct-Receipts and recoveries on Capital Account	...	...	...	(-)2,57,95,833
Net Expenditure	...	...	...	11,12,65,339
Assistance to Agartala Municipality	...	...	...	17,29,20,359
101 Urban Water Supply				
Direction	...	...	...	13,45,64,266
Deduct-Receipts and recoveries on Capital Account	...	...	...	(-)85,848
Net Expenditure	...	...	...	13,44,78,418
Agartala Water Supply Schemes	...	...	...	5,49,07,634
Udaipur Water Supply Schemes	...	...	...	2,49,55,156
Dharmanagar Water Supply Schemes	...	...	...	1,37,33,835
Other Schemes each Costing Rs. 1 crore and less.	...	...	...	6,09,43,738
Urban Water Supply(BMS)	...	...	...	4,88,63,234
102 Rural Water Supply				
Direction and Administration	...	14,91,05,167	14,91,05,167	57,18,82,213
Accelerated Rural Water Supply Programme	...	...	...	83,74,79,138
Rural Water Supply Schemes (C.S.S)	...	...	...	43,23,70,990
Rural Piped Water Supply Schemes	...	...	...	15,36,53,620
Other Rural Water Supply Schemes	...	...	...	29,09,72,832
Minimum Needs Programmes	...	...	...	38,34,18,759
Pre-1974-75 Outlay not allocated	...	...	...	1.64,42,370
Rural Water Supply(B.M.S.)	...	...	...	20,91,95,991
Sinking / Resinking Replacement of RCC wells etc.	...	12,64,61,566	12,64,61,566	38,59,25,528



## Statement No. 13 - Contd.

Nature of expenditure	Expenditure during the year 2003-2004			Expenditure to the end of the year 2003-04
	Non-Plan	Plan	Total	
	Rs.	Rs.	Rs.	Rs.
<b>B. Capital Account of Social Services-Contd.</b>				
(c) Capital Account of Water Supply, Sanitation, Housing and Urban Development				
<b>4215 Capital outlays on Water Supply and Sanitation</b>				
<b>01 Water Supply</b>				
<b>102 Rural Water Supply-Concltd.</b>				
Accelerated Rural Water Supply Scheme (C.S.S.)	...	...	...	50,47,24,145
Accelerated Urban Water Supply Scheme(C.S.S.)	...	3,69,15,815	3,69,15,815	11,87,02,418
Rajib Gandhi National Drinking Water Mission Implementation of (RWS) Sector Reforms Pilot Project (C.S.S.)	...	24,40,79,350	24,40,79,350	45,46,68,639
Accelerated Urban Water Supply Scheme(state share)	...	2,33,15,891	2,33,15,891	4,38,75,840
Rural Water Supply Scheme State Plan	...	82,54,575	82,54,575	3,01,88,248
Domestic Filter	...	1,10,31,000	1,10,31,000	1,10,31,000
Other Schemes each Costing Rs. 1 crore and less.	...	...	...	61,16,266
800 Other Expenditure	...	2,93,70,707	2,93,70,707	11,90,20,912
Sanitation at Sub - Division	...	...	...	5,22,40,516
<b>Gross Total 800</b>	...	<b>2,93,70,707</b>	<b>2,93,70,707</b>	<b>17,12,61,428</b>
Deduct Receipts and Recoveries on Capital Account	...	...	...	(-)23,18,794
<b>Net Total 800</b>	...	<b>2,93,70,707</b>	<b>2,93,70,707</b>	<b>16,89,42,634</b>
<b>02 Sewerage and Sanitation</b>				
Assistance to Agartala Municipality	...	...	...	6,41,91,374
Assistance to Local Bodies for Sewerage Scheme	...	...	...	1,13,12,682
102 Rural Sanitation Services (C.S.S. )	...	34,25,000	34,25,000	2,51,70,132
<b>Gross Total 102</b>	...	<b>34,25,000</b>	<b>34,25,000</b>	<b>2,51,70,132</b>
Deduct Receipt and Recoveries On Capital Account	...	...	...	(-)79,083
<b>Net Total 102</b>	...	...	...	<b>2,50,91,049</b>
106 Sewerage Services	...	...	...	11,76,59,789
<b>Total 4215</b>	...	<b>63,19,59,071</b>	<b>63,19,59,071</b>	<b>5,45,99,13,238</b>
<b>4216 Capital Outlay on Housing</b>				
<b>01 Government Residential Buildings</b>				
106 General Pool Accommodation	...	23,73,49,361	23,73,49,361	237,90,43,490
107 Police Housing	...	...	...	13,56,03,612
700 Other Housing	...	...	...	31,57,079
<b>02 Urban Housing</b>				
800 Other Expenditure				
Construction of Model Housing Colony	...	...	...	4,83,28,527
Industrial Subsidised Housing Scheme	...	...	...	3,40,31,224
Housing Scheme from the Life Insurance Corporation Loans	...	...	...	1,84,11,355
Basic Minimum Service	...	...	...	3,25,02,236
Other Schemes each Costing Rs. 1 crore and less.	...	...	...	1,04,19,278

## Statement No. 13 - Contd.

Nature of expenditure	Expenditure during the year 2003-2004			
	Non-Plan	Plan	Total	Expenditure to the end of the year 2003-04
	Rs.	Rs.	Rs.	Rs.
<b>B. Capital Account of Social Services-Contd.</b>				
(c) Capital Account of Water Supply, Sanitation, Housing and Urban Development-Concl'd.				
<b>4216 Capital Outlay on Housing - Concl'd.</b>				
<b>03 Rural Housing</b>				
800 Other Expenditure				
Indira Awas Yozana-Gross Expenditur	...	23,00,000	23,00,000	1,10,44,59,415
Prime Minister Gramin Yozana	...	18,30,00,000	18,30,00,000	38,34,51,000
Deduct Receipt and Recoveries on Capital A/c.	...	...	...	(-16,69,653)
Net Expenditure	...	...	...	1,48,62,40,762
<b>80 General</b>				
201 Investments in Housing Boards, Corporation etc.	...	...	...	12,58,91,463
800 Other Expenditure	...	...	...	13,19,24,504
<b>Total-4216</b>	...	<b>42,26,49,361</b>	<b>42,26,49,361</b>	<b>4,40,55,53,530</b>
<b>4217 Capital Outlay on Urban Development</b>				
<b>01 State Capital Development</b>				
051 Construction	...	...	...	5,20,81,211
<b>03 Integrated Development of Small and Medium Towns</b>				
051 Construction- Gross Expenditure	...	...	...	4,30,10,233
Deduct Receipt and Recoveries on Capital A/c.	...	...	...	(-74,600)
Net Expenditure	...	...	...	4,29,35,633
800 Other Expenditure	...	...	...	2,21,60,000
<b>04 Slum Area Improvement</b>				
191 Assistance to Local Bodies Corporation etc.	...	...	...	3,68,00,000
<b>60 Other Urban Development Schemes</b>				
191 Assistance to Local Bodies Corporation etc.	...	...	...	6,21,74,089
<b>Total-4217</b>	...	...	...	<b>21,61,50,933</b>
<b>Total (c) Capital Account of Water Supply, Sanitation, Housing and Urban Development</b>	...	<b>105,46,08,432</b>	<b>105,46,08,432</b>	<b>1008,16,17,701</b>
(d) Capital Account of Information and Broadcasting				
<b>4220 Capital Outlay on Information and Publicity</b>				
<b>60-Others</b>				
800-Other Expenditure	...	...	...	10,00,000
<b>Total 4220</b>	...	...	...	<b>10,00,000</b>
<b>Total (d) Capital Account of Information and Broadcasting</b>	...	...	...	<b>10,00,000</b>
(e) Capital Account of Welfare of Scheduled Castes, Scheduled Tribes and Other Backward Classes				
<b>4225 Capital Outlay on Welfare of Scheduled Castes, Scheduled Tribes and Other Backward Classes</b>				
<b>01 Welfare of Scheduled Castes</b>				
277 Education	...	12,31,000	12,31,000	36,73,909
800 Other Expenditure	...	1,70,000	1,70,000	1,10,00,000
<b>02 Welfare of Scheduled Tribes</b>				
102 Economic Development	...	5,23,00,000	5,23,00,000	21,95,61,000
277 Education.	...	6,87,17,000	6,87,17,000	25,63,64,900
800 Other Expenditure	...	17,00,000	17,00,000	3,07,10,000

## Statement No. 13 - Contd.

Nature of expenditure	Expenditure during the year 2003-2004			
	Non-Plan	Plan	Total	Expenditure to the end of the year 2003-04
	Rs.	Rs.	Rs.	Rs.
<b>B. Capital Account of Social Services-Concl'd.</b>				
<b>(e) Capital Account of Welfare of Scheduled Castes, Scheduled Tribes and Other Backward Classes</b>				
<b>03 Welfare of Backward Classes</b>				
102 Economic Development	...	17,00,000	17,00,000	66,99,500
277 Education	...	30,00,000	30,00,000	51,31,000
<b>Total 4225</b>	...	<b>12,88,18,000</b>	<b>12,88,18,000</b>	<b>53,31,40,309</b>
<b>Total (e) Capital Account of Welfare of Scheduled Castes, Scheduled Tribes and Other Backward Classes</b>	...	<b>12,88,18,000</b>	<b>12,88,18,000</b>	<b>53,31,40,309</b>
<b>(g) Social Welfare and Nutrition</b>				
<b>4235 Capital Outlay on Social Security and Welfare-</b>				
<b>02 Social Welfare</b>				
102 Child Welfare	...	7,88,22,000	7,88,22,000	7,91,78,167
103 Women's Welfare	...	...	...	5,42,316
800 Other Expenditure	...	...	...	3,79,908
<b>60 Other Social Security and Welfare Programmes</b>				
800 Other Expenditure	...	...	...	1,60,48,625
<b>Total 4235</b>	...	<b>7,88,22,000</b>	<b>7,88,22,000</b>	<b>9,61,49,016</b>
<b>4236 Capital Outlay on Nutrition</b>				
<b>Distribution of Nutritious Foods and Beverages</b>				
800 Other Expenditure	...	...	...	1,32,04,322
<b>Total 4236</b>	...	...	...	<b>1,32,04,322</b>
<b>Total (g) Capital Account of Social and Nutrition</b>	...	<b>7,88,22,000</b>	<b>7,88,22,000</b>	<b>10,93,53,338</b>
<b>(h) Capital Account of Other Social Services</b>				
<b>4250 Capital Outlay on Other Social Services</b>				
800 Other Expenditure	...	3,98,793	3,98,793	9,81,425
<b>Total 4250</b>	...	<b>3,98,793</b>	<b>3,98,793</b>	<b>9,81,425</b>
<b>Total (h) Others</b>	...	<b>3,98,793</b>	<b>3,98,793</b>	<b>9,81,425</b>
<b>Total B Capital Account of Social Services</b>	<b>36,25,709</b>	<b>1,56,60,21,386</b>	<b>1,56,96,47,095</b>	<b>12,81,40,03,561</b>
<b>C. Capital Account of Economic Services</b>				
<b>(a) Capital Account of Agriculture and Allied Activities</b>				
<b>4401 Capital Outlay on Crop Husbandry</b>				
101 Farming Co-operatives	...	...	...	2000
103 Seeds-				
Gross Expenditure	1,04,07,897	...	1,04,07,897	11,11,15,888
Deduct-Receipts and recoveries on Capital Account	(-) 97,93,520(a)	...	(-) 97,93,520	(-) 41,59,46,191
Net Expenditure	6,14,377	...	6,14,377	(-) 30,48,30,303(a)
104 Agricultural Farms				
Gross Expenditure	...	10,25,000	10,25,000	58,25,000
Deduct-Receipts and recoveries on Capital Account	...	...	...	...
Net Expenditure	...	10,25,000	10,25,000	58,25,000
105 Manures and Fertilisers				
Gross Expenditure	6,36,29,786	2,11,04,000	8,47,33,786	124,73,72,157
Deduct-Receipts and recoveries on Capital Account	(-) 6,92,13,440(a)	...	(-) 6,92,13,440	(-) 101,79,77,768
Net Expenditure	(-) 55,83,654(a)	2,11,04,000	1,55,20,346	22,93,94,389
107 Plant Protection-				
Gross Expenditure	15,72,317	...	15,72,317	17,31,60,037

(a) Minus expenditure is due to more recoveries than the expenditure.

**Statement No. 13 - Contd.**

Nature of expenditure	Expenditure during the year 2003-2004			Expenditure to the end of the year 2003-04
	Non-Plan	Plan	Total	
	Rs.	Rs.	Rs.	Rs.
<b>C. Capital Account of Economic Services-Contd.</b>				
<b>(a) Capital Account of Agriculture and Allied Activities- Contd.</b>				
<b>4401 Capital Outlay on Crop Husbandry-Concltd.</b>				
Deduct-Receipts and recoveries on Capital Account	(-) 33,71,840(a)	...	(-) 33,71,840	(-) 14,47,20,516
Net Expenditure	(-) 17,99,523(a)	...	(-) 17,99,523	2,84,39,521
108 Commercial Crops-				
Gross Expenditure	...	...	...	1,90,83,516
Deduct-Receipts and recoveries on Capital Account	...	...	..	(-) 1,10,71,331
Net Expenditure	...	...	...	80,12,185
109 Extension and Farmer's Training	...	60,51,000	60,51,000	60,51,000
113 Agricultural Engineering-				
Gross Expenditure	...	10,35,000	10,35,000	2,99,18,731
Deduct-Receipts and recoveries on Capital Account	...	...	...	(-)342
Net Expenditure	...	10,35,000	10,35,000	2,99,18,389
119 Horticulture and Vegetable Crops-				
Gross Expenditure	...	3,17,84,400	3,17,84,400	9,83,94,546
Deduct-Receipts and recoveries on Capital Account	...	...	...	(-)9,62,938
Net Expenditure	...	3,17,84,400	3,17,84,400	9,74,31,608
800 Other Expenditure	...	78,92,000	78,92,000	4,06,20,686
<b>Total 4401</b>	<b>(-) 67,68,800</b>	<b>6,88,91,400</b>	<b>6,21,22,600</b>	<b>14,08,64,475</b>
<b>4402 Capital Outlay on Soil and Water Conservation</b>				
800 Other Expenditure	...	3,07,51,000	3,07,51,000	8,10,92,000
<b>Total 4402</b>	...	<b>3,07,51,000</b>	<b>3,07,51,000</b>	<b>8,10,92,000</b>
<b>4403 Capital Outlay on Animal Husbandry</b>				
101 Veterinary Services and Animal Health	...	1,70,10,552	1,70,10,552	3,10,85,706
102 Cattle and Buffalo Development	...	2,13,975	2,13,975	16,39,103
103 Poultry Development	...	53,24,768	53,24,768	4,79,48,993
104 Sheep and Wool development	...	12,58,308	12,58,308	29,87,685
105 Piggery Development	...	25,29,026	25,29,026	1,60,21,585
106 Other Live Stock Development	...	...	...	2,75,036
107 Fodder and Feed Development	...	...	...	32,79,997
109 Extension and training	...	...	...	17,19,000
800 Other Expenditure	...	...	...	24,36,839
<b>Total 4403</b>	...	<b>2,63,36,629</b>	<b>2,63,36,629</b>	<b>10,73,93,944</b>
<b>4404 Capital Outlay on Dairy Development</b>				
102 Dairy Development Projects	...	...	...	1,96,20,325
<b>Total 4404</b>	...	...	...	<b>1,96,20,325</b>

(a) Minus expenditure is due to more recoveries than the expenditure.

## Statement No. 13 - Contd.

Nature of expenditure	Expenditure during the year 2003-2004			Expenditure to the end of the year 2003-04
	Non-Plan	Plan	Total	
	Rs.	Rs.	Rs.	Rs.
<b>C. Capital Account of Economic Services-Contd.</b>				
<b>(a) Capital Account of Agriculture and Allied Activities- Contd.</b>				
<b>4405 Capital Outlay on Fisheries</b>				
101 Inland Fisheries	...	38,52,650	38,52,650	1,31,25,289
191 Fishermen's Co-operatives	...	...	...	25,000
<b>Total 4405</b>	...	<b>38,52,650</b>	<b>38,52,650</b>	<b>1,31,50,289</b>
<b>4406 Capital Outlay on Forestry and Wild Life</b>				
<b>01 Forestry</b>				
101 Forest conservation development and generation	...	70,08,489	70,08,489	1,44,35,728
102 Social and Farm Forestry	...	18,96,331	18,96,331	7,68,73,300
800 Other Expenditure	...	38,73,205	38,73,205	41,16,126
<b>Total 4406</b>	...	<b>1,27,78,025</b>	<b>1,27,78,025</b>	<b>9,54,25,154</b>
<b>4407 Capital Outlay on Plantations</b>				
190 Investments in Public Sector and other Undertakings	...	...	...	87,50,000
<b>Total 4407</b>	...	...	...	<b>87,50,000</b>
<b>4408 Capital Outlay on Food, Storage and Warehousing</b>				
<b>01 Food</b>				
101 Procurement and Supply-				
Gross Expenditure	...	...	...	6,15,62,85,706
Deduct-Receipts and recoveries on Capital Accounts	...	...	...	(-) 6,93,66,98,698
Net Expenditure	...	...	...	(-) 78,04,12,992
Local Procurement of Food Grains	...	...	...	87,93,470
103 Food Processing	...	...	...	21,45,43,971
800 Other Expenditure	23,10,74,975	33,91,996	23,44,66,971	250,90,78,357
Deduct Recoveries	(-) 26,23,32,865(a)	...	(-) 26,23,32,865	(-) 169,36,85,850
Net Expenditure	(-) 3,12,57,890(a)	33,91,996	(-) 2,78,65,894	81,53,92,507
Other Expenditure C.S.S.	...	...	...	47,58,199
<b>02 Storage and Warehousing</b>				
101 Rural Godown Programmes	...	...	...	7,00,095
<b>Total 4408</b>	<b>(-) 3,12,57,890</b>	<b>33,91,996</b>	<b>(-)2,78,65,894(a)</b>	<b>26,37,75,250</b>
<b>4415 Capital Outlay on Agriculture Research and Education</b>				
<b>01 Crop Husbandry</b>				
004 Research	...	...	...	79,904
<b>03 Animal Husbandry</b>				
277 Education	...	...	...	47,72,825
<b>Total 4415</b>	...	...	...	<b>48,52,729</b>

(a) Minus expenditure is due to more recoveries than the expenditure.

## Statement No. 13 - Contd.

Nature of expenditure	Expenditure during the year 2003-2004			
	Non-Plan	Plan	Total	Expenditure to the end of the year 2003-04
	Rs.	Rs.	Rs.	Rs.
<b>C. Capital Account of Economic Services-Contd.</b>				
<b>(a) Capital Account of Agriculture and Allied Activities- Concl'd.</b>				
<b>4425 Capital Outlay on Co-operation</b>				
106 Investments in multipurpose				
Rural Co-operatives				
Gross Expenditure	...	31,72,000	31,72,000	10,78,72,777
Deduct-Receipts and recoveries on Capital Account	...	...	...	(-) 75,000
Net Expenditure	...	31,72,000	31,72,000	10,77,97,777
107 Investments in Credit Co-operatives	...	46,68,000	46,68,000	14,07,67,987
Investments in Warehousing and Marketing Co-operatives	...	21,39,000	21,39,000	4,69,84,350
Macro Management	...	2,80,000	2,80,000	2,80,000
108 Investments in Other Co-operatives-				
Gross Expenditure	...	94,45,000	94,45,000	13,55,70,010
Deduct-Receipts and recoveries on Capital Account	...	...	...	(-) 9,70,442
Net Expenditure	...	94,45,000	94,45,000	13,45,99,568
796 Special Area Programme	...	...	...	6,20,93,700
<b>Total 4425</b>	...	<b>1,97,04,000</b>	<b>1,97,04,000</b>	<b>49,25,23,382</b>
<b>4435 Capital Outlay on Other Agricultural Programmes</b>				
<b>01 Marketing and Quality Control</b>				
101 Marketing facilities	...	1,02,23,151	1,02,23,151	7,58,16,151
800 Other expenditure	...	...	...	75,471
<b>Total 4435</b>	...	<b>1,02,23,151</b>	<b>1,02,23,151</b>	<b>7,58,91,622</b>
<b>Total (a) Capital Account of Agriculture and Allied Activities</b>		<b>(-) 3,80,26,690</b>	<b>17,59,28,851</b>	<b>13,79,02,161</b>
<b>(b) Capital Account of Rural Development</b>				
<b>4515 Capital Outlay on Other Rural Development Programmes</b>				
Construction	...	...	...	3,84,76,050
Gross Expenditure	...	...	...	12,49,65,078
Deduct Receipts and Recoveries under Capital Account	...	...	...	(-) 1,65,65,769
Net Expenditure	...	...	...	10,83,99,309
101 Panchayati Raj	...	...	...	35,17,01,496
103 Rural Development	...	1,08,19,000	1,08,19,000	47,51,33,763
800 Other Expenditure	...	...	...	39,35,000
<b>Total 4515</b>	...	<b>1,08,19,000</b>	<b>1,08,19,000</b>	<b>97,76,45,618</b>
<b>Total (b) Capital Account of Rural Development</b>	...	<b>1,08,19,000</b>	<b>1,08,19,000</b>	<b>97,76,45,618</b>

## Statement No. 13 - Contd.

Nature of expenditure	Expenditure during the year 2003-2004			
	Non-Plan	Plan	Total	Expenditure to the end of the year 2003-04
	Rs.	Rs.	Rs.	Rs.
<b>C. Capital Account of Economic Services-Contd.</b>				
<b>(c) Capital Account of Special Areas Programme</b>				
<b>4552 Capital Outlay on North Eastern Areas</b>				
001 Direction and Administration	...	...	...	1,23,97,457
Power Projects	...	...	...	1,03,57,01,357
106 Other Live Stock Development	...	21,703	21,703	47,06,660
800 Other Expenditure	...	35,56,200	35,56,200	35,56,200
101 Contribution to Central Resource Pool for Development of North Eastern Region(C.S.S)	...	...	...	12,27,29,720
105 Forest Produce	...	...	...	1,49,10,000
<b>02 Solar</b>				
102 Photo Voltaic	....	30,100	30,100	30,100
<b>Roads and Bridges</b>				
<b>04 District and other Roads</b>				
800 Other Expenditure	...	...	...	16,85,50,000
Construction/Improvement of Kumarghat Kanchanpur-Monpai to Aizal Road	...	...	...	10,85,36,328
Construction/Improvement of Dumchaerra Monpai Fuldengshi to Tupaebari road	...	...	...	4,81,67,679
Road of Fatikroy Kailashahar and Pachertal & Chebri	...	13,98,14,318	13,98,14,318	13,98,14,318
Construction of District Roads	...	...	...	13,53,60,483
Building/Road Trimming	...	...	...	5,84,54,950
Other works each costing Rs.1 crore and less	...	...	...	41,63,09,879
<b>Diesel/Gas Power Generation</b>				
Gas Thermal Project	...	17,31,84,819	17,31,84,819	1,02,34,23,304
<b>05 Medical Education, Training and Research</b>				
200 Other System	...	26,52,077	26,52,077	1,33,67,053
220 Regional Pharmacy Institute	...	...	...	82,17,014
221 Diabetics Research Institute	...	...	...	20,19,311
<b>Total 4552</b>	...	<b>31,92,59,217</b>	<b>31,92,59,217</b>	<b>3,31,62,51,813</b>
<b>Total (c) Capital Account of Special Areas Programme</b>	...	<b>31,92,59,217</b>	<b>31,92,59,217</b>	<b>3,31,62,51,813</b>
<b>(d) Capital Account of Irrigation and Flood Control</b>				
<b>4701 Capital Outlay on Major and Medium Irrigation</b>				
<b>04 Medium Irrigation-Non-Commercial</b>				
001 Direction and Administration				
Gross Expenditure	...	38,43,889	38,43,889	28,91,69,901
Deduct-Receipts and recoveries on capital Account	...	...	...	(-)2,73,411
Net expenditure	...	61,53,561	61,53,561	28,88,96,490
799 Suspense	...	...	...	31,61,644
800 Other Expenditure-				
Gumti Irrigation Projects	...	1,75,65,910	1,75,65,910	30,94,67,968
Khowai Medium Irrigation Project	...	1,62,97,486	1,62,97,486	37,94,90,638
Manu Medium Irrigation Project	...	1,66,06,300	1,66,06,300	27,12,04,592
Survey and Investigation	...	...	...	1,07,35,282
Other Works each costing Rs. 1 crore and less	...	...	...	7,10,87,890

## Statement No. 13 - Contd.

Nature of expenditure	Expenditure during the year 2003-2004			Expenditure to the end of the year 2003-04
	Non-Plan	Plan	Total	
	Rs.	Rs.	Rs.	Rs.
<b>C. Capital Account of Economic Services-Contd.</b>				
<b>(d) Capital Account of Irrigation and Flood Control-Concl'd.</b>				
<b>4701 Capital Outlay on Major and Medium Irrigation-Concl'd.</b>				
<b>80 General</b>				
052 Machinery and Equipment	...	...	...	1,28,946
<b>Total 4701</b>	...	<b>5,43,13,585</b>	<b>5,43,13,585</b>	<b>1,33,41,73,450</b>
<b>4702 Capital Outlay on Minor Irrigation</b>				
101 Surface Water	...	19,56,69,523	19,56,69,523	83,05,83,760
102 Ground Water	...	...	...	11,49,51,503
<b>800 Other Expenditure-</b>				
Gross Expenditure	...	18,94,145	18,94,145	32,50,89,404
Deduct-Receipts and Recoveries on Capital Account	...	...	...	(-)16,99,090
Net Expenditure	...	18,94,145	18,94,145	32,33,90,314
Other works each costing Rs. 1 crore and less	...	...	...	2,28,43,109
<b>Total 4702</b>	...	<b>19,75,63,668</b>	<b>19,75,63,668</b>	<b>129,17,68,686</b>
<b>4705 Capital Outlay on Command Area Development</b>				
001 Direction and Administration	...	...	...	5,60,857
South Tripura	...	...	...	43,10,930
<b>Total 4705</b>	...	...	...	<b>48,71,787</b>
<b>4711 Capital Outlay on Flood Control Projects</b>				
<b>01 Flood Control</b>				
001 Direction and Administration-				
Gross expenditure	...	61,07,473	61,07,473	20,55,70,690
Deduct-Receipts and Recoveries on Capital Account	...	...	...	(-)6,52,161
Net expenditure	...	...	...	20,49,18,529
799 Suspense	...	...	...	(-)5,74,937
<b>800 Other Expenditure</b>				
Embankment Works	...	22,04,826	22,04,826	3,21,01,281
Protective Works	...	82,53,518	82,53,518	7,16,77,436
Border Area Development Programme	...	1,29,31,790	1,29,31,790	11,40,17,613
Other Works each costing Rs. 1 crore and less	...	...	...	26,52,60,808
Additional Central Assistance	...	4,00,00,265	4,00,00,265	4,00,00,265
<b>Total 4711</b>	...	<b>6,94,97,872</b>	<b>6,94,97,872</b>	<b>72,74,00,995</b>
<b>Total (d) Capital Account of Irrigation and Flood Control</b>	...	<b>32,13,75,125</b>	<b>32,13,75,125</b>	<b>3,35,82,14,918</b>



## Statement No. 13 - Contd.

Nature of expenditure	Expenditure during the year 2003-2004			Expenditure to the end of the year 2003-04
	Non-Plan	Plan	Total	
	Rs.	Rs.	Rs.	Rs.
<b>C. Capital Account of Economic Services-Contd.</b>				
<b>(e) Capital Account of Energy</b>				
<b>4801 Capital Outlay on Power Projects</b>				
<b>01 Hydel Generation</b>				
001 Direction and Administration-				
Gross expenditure	...	44,55,778	44,55,778	19,84,41,391
Deduct-Receipts and recoveries				
on Capital Account	...	...	...	(-)8,38,211
Net expenditure	...	44,55,778	44,55,778	19,76,03,180
799 Suspense	...	...	...	(-)1,04,80,846
800 Other Expenditure				
Gumati Hydro-Electric Projects	...	...	...	32,60,08,529
Other schemes each costing				
Rs. 1 crore and less	...	...	...	13,54,23,443
<b>02 Thermal Power Generation</b>				
001 Direction and Administration-				
Gross expenditure	...	...	...	7,88,028
Deduct-Receipts and Recoveries				
on Capital Account	...	...	...	(-)1,07,454
Net expenditure	...	...	...	6,80,574
799 Suspense	...	...	...	5,001
800 Other expenditure	...	...	...	1,34,16,45,731
<b>04 Diesel/Gas Power Generation</b>				
001 Direction and Administration	...	11,84,72,754	11,84,72,754	27,94,58,086
052 Machinery and Equipment	...	3,57,13,659	3,57,13,659	45,26,25,887
Nationalisation of Agartala				
Electricity Scheme	...	...	...	1,03,97,269
800 Other Expenditure	...	...	...	41,17,34,508

## Statement No. 13 - Contd.

Nature of expenditure	Expenditure during the year 2003-2004			
	Non-Plan	Plan	Total	Expenditure to the end of the year 2003-04
	Rs.	Rs.	Rs.	Rs.
<b>C. Capital Account of Economic Services-Contd.</b>				
(e) Capital Account of Energy-Contd.				
<b>4801 Capital Outlay on Power Projects-Concltd.</b>				
<b>05 Transmission and Distribution</b>				
001 Direction and Administration				
Gross Expenditure	...	8,08,43,783	8,08,43,783	62,50,83,086
Deduct receipt and recoveries on Capital Account	...	...	...	(-)19,34,819
Net Expenditure	...	8,08,43,783	8,08,43,783	62,31,48,267
052 Machinery and Equipment	...	...	...	4,78,232
799 Suspense	...	...	...	(-)1,14,93,630
800 Other Expenditure	...	2,17,43,542	2,17,43,542	3,70,95,679
Transmission scheme under Gumati Hydro-Electric Project (Construction of 66 K.V line from Gumati Project to Agartala via Udaipur)	...	...	...	37,68,35,906
132 & 66 KV Transmission line & Sub-Station Central Pool Fund Transmission	...	...	...	40,99,70,965
Construction of 33 K.V. transmission line from Churaibari to Agartala under supply of Bulk Power from Assam to Tripura	...	...	...	29,14,34,531
Construction of 11 KV Transmission Line Sub-Station Service Connection	...	...	...	18,15,13,725
Communication	...	...	...	2,85,67,305
Kutir Jyoti Scheme	...	...	...	1,96,71,355
Construction of 132 KV transmission line from Churaibari to Agartala	...	...	...	1,20,95,368
Other works each costing Rs. 1 crore and less	...	...	...	1,64,29,629
Scheme under R.E.C. Loan	...	...	...	6,05,03,313
Rural Electrification Schemes	...	...	...	28,73,72,943
Other works each costing Rs. 1 crore and less	...	...	...	58,59,19,806
<b>06 Rural Electrification</b>				
001 Direction and Administration	...	38,804	38,804	9840,763
800 Other Expenditure	...	67,171	67,171	33,51,92,934
Minimum Needs Programmes	...	...	...	1,90,00,000
APDRP	...	5,56,57,302	5,56,57,302	5,56,57,302
PMGY	...	7,38,70,220	7,38,70,220	7,38,70,220
REC	...	1,43,37,710	1,43,47,710	1,43,47,710
Other works each costing Rs. 1 crore and less	...	...	...	33,91,000
<b>80 General</b>				
800 Other expenditure	...	29,75,260	29,75,260	2,79,83,728
<b>Total 4801</b>	...	<b>41,15,76,983</b>	<b>41,15,76,983</b>	<b>6,89,87,29,717</b>

## Statement No. 13 - Contd.

Nature of expenditure	Expenditure during the year 2003-2004			Expenditure to the end of the year 2003-04
	Non-Plan	Plan	Total	
	Rs.	Rs.	Rs.	Rs.
<b>Economic Services-Contd.</b>				
<b>(e) Capital Account of Energy-Concl'd.</b>				
<b>4810 Capital Outlay on Non-Conventional Sources of Energy</b>				
001 Direction and Administration	...	...	...	1,02,47,387
101 Bio-Energy	...	2,00,000	2,00,000	1,39,58,208
102 Solar	...	9,31,000	9,31,000	2,43,60,886
103 Wind	...	...	...	1,25,990
600 Others-BADP	...	15,000	15,000	3,02,31,567
800 Other Expenditure	...	...	...	26,41,024
<b>Total 4810</b>	...	<b>11,46,000</b>	<b>11,46,000</b>	<b>8,15,65,062</b>
<b>Total (e) Capital Account of Energy</b>				
<b>(f) Capital Account of Industry and Minerals</b>	...	<b>41,27,22,984</b>	<b>41,27,22,984</b>	<b>698,02,94,780</b>
<b>4851 Capital Outlay on Village and Small Industries</b>				
101 Industrial Estates	...	...	...	2,33,36,845
109 Composite Village and Small Industries Co-operatives	...	...	...	1,35,15,000
800 Other Expenditure	...	...	...	55,24,404
<b>Total 4851</b>	...	...	...	<b>4,23,76,249</b>
<b>4860 Capital Outlay on Consumer Industries</b>				
<b>05 Paper and Newsprint</b>				
190 Investment in Public Sector and Other Undertakings	...	...	...	13,14,857
<b>60 Others</b>				
Tea (TTDC)	...	1,71,00,000	1,71,00,000	10,19,00,000
Jute (TJML)	...	7,60,00,000	7,60,00,000	84,16,15,847
<b>Total 4860</b>	...	<b>9,31,00,000</b>	<b>9,31,00,000</b>	<b>94,48,30,704</b>
<b>4875 Other Capital Outlay on Other Industries</b>				
60 Other Industries				
800 Other Expenditure				
Critical Infrastructure				
Balance Scheme (C.C.S.)	...	...	...	4,63,35,620
Setting up of Food Park	...	...	...	2,94,00,000
Export Promotion				
Industrial Park Scheme (C.C.S.)	...	...	...	3,00,00,000
Other works each costing Rs. 1 crore and less	...	1,00,000	1,00,000	8,14,386
<b>Total 4875</b>	...	<b>1,00,000</b>	<b>1,00,000</b>	<b>10,65,50,006</b>

## Statement No. 13 - Contd.

Nature of expenditure	Expenditure during the year 2003-2004			Expenditure to the end of the year 2003-04
	Non-Plan	Plan	Total	
	Rs.	Rs.	Rs.	Rs.
<b>C. Capital Account of Economic Services-Contd.</b>				
<b>(f) Capital Account of Industry and Minerals-Concltd.</b>				
<b>4885 Other Capital Outlay on Industries and Minerals</b>				
<b>01 Investments in Industrial Financial Institutions</b>				
190 Investments in Public Sector and Other Undertakings				
Tripura Industrial Development Corporation Ltd. Agartala	...	...	...	10,75,50,000
200 Other Investments	...	68,00,000	68,00,000	2,05,50,000
<b>Total 4885</b>	...	<b>68,00,000</b>	<b>68,00,000</b>	<b>12,81,00,000</b>
<b>Total (f) Capital Account of Industry and Minerals</b>	...	<b>10,00,00,000</b>	<b>10,00,00,000</b>	<b>122,18,56,959</b>
<b>(g) Capital Account of Transport</b>				
<b>5054 Capital Outlay on Roads and Bridges</b>				
<b>02 Strategic and Border Roads</b>				
001 Direction and Administration	...	...	...	1,56,326
337 Road Works(C.S.S.)				
Central Scheme	...	23,49,13,734	23,49,13,734	49,54,06,514
Improvement of Agartala-Udaipur- Scabrous Road/ Group-II/Portion from Bishramganj to Improvement of formation, Pavement and provision of hard solder Improvement of Teliamura-Udaipur Road/Portion from Teliamura to Amarpur /Improvement of formation pavement and provision of hard solder (Phase-I)	...	...	...	1,30,91,964
Improvement of Bishramganj-Melaghar Sonamura Road/Improvement of formation,				

## Statement No. 13 - Contd.

Nature of expenditure	Expenditure during the year 2003-2004			Expenditure to the end of the year 2003-04
	Non-Plan	Plan	Total	
	Rs.	Rs.	Rs.	Rs.
<b>C. Capital Account of Economic Services-Contd.</b>				
<b>(g) Capital Account of Transport-Contd.</b>				
<b>5054 Capital Outlay on Roads and Bridges- Contd.</b>				
<b>02 Strategic and Border Roads- Concltd.</b>				
Improvement of Teliamura-Amarpur-Udaipur Road portion from Amarpur to Udaipur (25.536 Km.)/Group-I/ Improvement of formation, pavement and hard solders (Phase-I)	...	...	...	1,08,83,128
Other Schemes each costing Rs. 1 crore and less	...	...	...	34,33,35,022
<b>03 State Highways</b>				
337 Road Works	...	...	...	1,09,44,127
Other Schemes each costing Rs. 1 crore and less	...	...	...	37,36,26,968
<b>04 District and Other Roads</b>				
800 Other expenditure	...	...	...	62,90,015
Minimum Needs Programmes (District Road)	...	...	...	31,90,91,724
Other than Minimum Need Programme	...	25,71,33,327	25,71,33,327	57,35,76,718
Basic Minimum Service/PMRY	...	...	...	56,49,27,012
Basic Minimum Service/PMGSY	...	...	...	4,11,08,253
Border Area Development Programme	...	4,53,98,254	4,53,98,254	33,68,18,296
Externally Aided Project	...	14,89,328	14,89,328	23,28,46,720
Construction	...	...	...	20,42,79,059
Gross Expenditure	...	...	...	91,20,53,409
Deduct-Receipts and recoveries on Capital Account	...	...	...	(-)33,266
Net expenditure	...	...	...	91,20,20,143
Other Works	...	...	...	23,33,73,470
Other Schemes each costing Rs. 1 crore and less	...	...	...	184,18,97,043
Loans from NABARD	...	15,70,19,000	15,70,19,000	38,11,48,269
Loans from HUDCO	...	17,19,55,319	17,19,55,319	17,19,55,319
Additional Central Assistance	...	6,80,56,000	6,80,56,000	6,80,56,000

## Statement No. 13 - Contd.

Nature of expenditure	Expenditure during the year 2003-2004			Expenditure to the end of the year 2003-04
	Non-Plan	Plan	Total	
	Rs.	Rs.	Rs.	Rs.
<b>C. Capital Account of Economic Services-Contd.</b>				
<b>(g) Capital Account of Transport-Concltd.</b>				
<b>5054 Capital Outlay on Roads and Bridges-Concltd.</b>				
<b>80 General</b>				
004 Research	...	...	...	82,92,544
<b>Total 5054</b>	...	<b>93,59,64,962</b>	<b>93,59,64,962</b>	<b>714,31,24,634</b>
<b>5055 Capital Outlay on Road Transport</b>				
<b>050 Land and Buildings</b>				
Maintenance and Repair to LWB	...	2,45,58,000	2,45,58,000	2,45,58,000
Investment in Share Capital of Tripura Road Transport Corporation	8,50,00,000	73,67,000	9,23,67,000	98,71,58,716
Investment in Public Sector undertakings	...	...	...	12,19,812
<b>800 Other Expenditure</b>				
Helicopter Service	1,00,00,000	...	1,00,00,000	1,00,00,000
<b>Total 5055</b>	<b>9,50,00,000</b>	<b>3,19,25,000</b>	<b>12,69,25,000</b>	<b>102,29,36,528</b>
<b>Total (g) Capital Account of Transport</b>	<b>9,50,00,000</b>	<b>96,78,89,962</b>	<b>106,28,89,962</b>	<b>816,60,61,162</b>
<b>(h) Capital Account of Communication</b>				
<b>5275 Capital outlay on other Communication Services</b>				
<b>101 Other Communication Facilities</b>	...	<b>2,07,815</b>	<b>2,07,815</b>	<b>6,32,815</b>
<b>Total 5275</b>	...	<b>2,07,815</b>	<b>2,07,815</b>	<b>6,32,815</b>
<b>Total (h) Capital Account of Communication</b>	...	<b>2,07,815</b>	<b>2,07,815</b>	<b>6,32,815</b>
<b>(i) Capital Account of Science, Technology and Environment</b>				
<b>5425 Capital Outlay on Other Scientific and Environmental Research</b>				
800 Other Expenditure	...	7,00,000	7,00,000	1,63,20,528
<b>Total 5425</b>	...	<b>7,00,000</b>	<b>7,00,000</b>	<b>1,63,20,528</b>
<b>Total (i) Capital Account of Science, Technology and Environment</b>	...	<b>7,00,000</b>	<b>7,00,000</b>	<b>1,63,20,528</b>
<b>(j) Capital Account of General Economic Services</b>				
<b>5452 Capital Outlay on Tourism</b>				
<b>01 Tourist Infrastructure</b>				
102 Tourist Accommodation	...	1,06,00,000	1,06,00,000	2,87,82,840
800 Other expenditure	...	...	...	5,65,726
<b>Total 5452</b>	...	<b>1,06,00,000</b>	<b>1,06,00,000</b>	<b>2,93,48,566</b>
<b>5465 Investments in General Financial and Trading Institutions</b>				
<b>01 Investments in General Financial Institutions</b>				
190 Investments in Public Sector and Other Undertakings, Banks etc.				
Payment of share call money to the Tripura State Bank Ltd.(a)	...	...	...	3,75,000
Investments in share capital on Assam Financial Corporation	...	...	...	53,77,400
Investment in Tripura Gramin Bank	...	...	...	4,24,11,190

## Statement No. 13 – Concl'd.

Nature of expenditure	Expenditure during the year 2003-2004			Expenditure to the end of the year 2003-04
	Non-Plan	Plan	Total	
	Rs.	Rs.	Rs.	
<b>C. Capital Account of Economic Services-Concl'd.</b>				
<b>(j) Capital Account of General Economic Services-Concl'd.</b>				
<b>5465 Investments in General Financial and Trading Institutions-Concl'd.</b>				
<b>01 Investments in General Financial Institutions-Concl'd.</b>				
Tripura Small Industries Corporation Limited, Agartala	...	...	...	12,51,08,682
Tripura Handloom and Handicrafts Development Corporation Ltd. Agartala	...	...	...	6,70,73,784
Tripura Forest Development and plantation corporation Ltd.	...	...	...	8,94,00,000
Other expenditure- For setting up of common facilities Centre	...	...	...	7,12,000
<b>02 Investment in Trading Institutions</b>				
<b>190 Investment in Public Sector and Other Undertakings</b>				
Tripura Forest Development and plantation corporation Ltd.	...	1,18,83,000	1,18,83,000	4,89,43,000
Tripura Small Industries Corporation Limited, Agartala	...	2,18,50,000	2,18,50,000	7,52,90,000
Tripura Handloom and Handicrafts Development Corporation Ltd., Agartala.	...	2,28,98,000	2,28,98,000	12,26,87,000
<b>Total 5465</b>	...	<b>5,66,31,000</b>	<b>5,66,31,000</b>	<b>57,73,78,056</b>
<b>Total (j) Capital Account of General Economic Services</b>	...	<b>6,72,31,000</b>	<b>6,72,31,000</b>	<b>60,67,26,622</b>
<b>Total C. Capital Account of Economic Services</b>	<b>5,69,73,310</b>	<b>2,37,61,33,954</b>	<b>2,43,31,07,264</b>	<b>25,94,73,44,386</b>
<b>GRAND TOTAL</b>	<b>29,89,04,268</b>	<b>4,13,89,38,724</b>	<b>4,43,78,42,992</b>	<b>41,47,80,38,061</b>

Serial No.	Name of the Concern	Year(s) of Investment	Details of Investment Type of share	Number of Shares/Debentures and percentage of Government investment to the total paid-up Capital Debentures
(1)	(2)	(3)	(4)	(5)
<b>II- Government Companies-Contd.</b>				
3.	Tripura Industrial Development Corporation Limited , Agartala.	1973-74 to 2000-01 2001-02 2002-03 2003-04	(a)-4/ Equity Equity Equity Equity	(a)-4/ 7,20,500-(d) 45,000 80,000 68,000
4.	Tripura Handloom and Handicrafts Development Corporation Ltd.	1974-75 to 2000-01 2001-2002 2002-2003 2003-2004	(a)-5/ Equity Equity Equity Equity	(a)-5/ 5,74,537* 2,69,900 2,03,350 2,28,980

(a)- 4/ Full particulars of investments including number of shares etc. for 1990-91, 1991-92 & 1994-95 were not furnished by the State Govt.

(a)- 5/ Full particulars of investments including number of shares etc. for 1990-1991 to 1995-1996 were not furnished by the State Govt.



Contd.

Face value of each share/ Debenture	Amount invested up to the end of the year 2003-2004	Amount of dividend declared/ interest received and credited to Government during the year	Remarks
(6)	(7)	(8)	(9)
(a)-4/ 100	10,88,00,000	NIL	<p>The account for the year 1996-97 showed an accumulated loss of Rs.2,72,70,000 (As per AR 2002-03).</p> <p>(d) In the Finance Accounts for the year 96-97, total number of shares for 92-93 was shown as 15,00,000 instead of 1,50,000 showing an excess of 13,50,000 shares, which has since been rectified.</p>
100	45,00,000	NIL	
100	80,00,000	NIL	
100	68,00,000	NIL	
(a)-5/ 100	8,54,43,784 #	<p>NIL</p> <p>NIL</p> <p>NIL</p>	<p># (i) It includes Rs.11,784 on account of other expenditure during 1974-75.</p> <p>£ Investment shown here is in accordance with the information furnished by the State Government and more by Rs.56,90,000 than that shown in Statement No.13. (previously St. No.12). The difference is under reconciliation (September , 2004). <b>The account for the year 1989-90 showed an accumulated loss of Rs.1,28,72,000 (As per AR 2002-03).</b></p> <p>*Total no. of shares of 46,900 invested during 88-89 was wrongly shown as 46,000 from the year 1991-92 by ignoring 900 shares which continued till 2002-03. The same has since been rectified.</p>
100	2,69,90,000 £		
100	2,03,35,000		
100	2,28,98,000		

Serial No.	Name of the Concern	Year(s) of Investment	Details of Investment Type of share	Number of Shares/Debentures and percentage of Government investment to the total paid-up Capital Debentures
(1)	(2)	(3)	(4)	(5)
<b>II- Government Companies-Contd.</b>				
5.	Tripura Jute Mills Ltd, Agartala.	1974-75 to 2000-01 2001-02 2002-03 2003-04	(a)-6/ Equity Equity Equity Equity	(a)-6/ 48,92,010 9,20,000 7,50,000 7,60,000
6.	Tripura Forest Development and Plantation Corporation . Limited.	1976-77 to 2000-01 2001-02 2002-03 2003-04	(a)-7/ Equity Equity Equity NIL	(a)-7/ 7,90,000 40,000 20,000 NIL
7.	Tripura Tea Development Corporation Limited.	1980-81 to 2000-2001 2001-2002 2002-2003 2003-2004	(a)-8/ Equity Equity Equity Equity	(a)-8/ 5,05,500 1,45,000 1,50,000 1,71,000

(a)- 6/ Full particulars of investments including number of shares etc. for 1990-91, 1991-92 & 1994-95 were not furnished by the State Govt.

(a)-7/ Full particulars of investments including number of shares etc. for 1991-92 were not furnished by the State Govt.

(a)- 8/ Full particulars of investments including number of shares etc. for 1990-91, 1991-92 & 1994-95 were not furnished by the State Govt.

Contd.

Face value of each share/ Debenture	Amount invested up to the end of the year 2003-2004	Amount of dividend declared/ interest received and credited to Government during the year	Remarks
(6)	(7)	(8)	(9)
(a)-6/			
100	57,33,48,847 @	NIL	@ This includes Rs. 97,847 as other expenditure during the year 1975-76.
100	9,20,00,000	NIL	
100	7,50,00,000	NIL	The account for the year 1992-93 showed an accumulated loss of Rs. 36,52,16,000 thousands (As per 2002-03)
100	7,60,00,000	NIL	The company has been referred to Bureau of Industrial and Financial Reconstruction (BIFR).
(a)-7/			
100	8,28,52,000	NIL	
100	40,00,000 *	NIL	*Investment shown here is in accordance with the information furnished by the State Govt. and is less by Rs.3,10,60,000 than that shown in Statement No. 13 (previously St. No.12). The difference is under reconciliation (September, 2004). The account for the year 1994-95 showed an accumulated loss of Rs. 4,90,91 thousands (As per AR 2002-03)
100	20,00,000	NIL	**As per information furnished by the State Govt., amount invested during 2003-04 has been shown NIL, but an amount of Rs. 1,18,83,000 has been reflected in Statement No. 13. The matter is under reconciliation (September, 2004).
NIL	NIL **	NIL	
(a)-8/			
100	6,40,50,000 δ	NIL	δ Investment shown here is in accordance with the information furnished by the State Govt., but the following amount of investment were not reflected in Statement No. 13 (previously St.No.12):-
100	1,45,00,000	NIL	
100	1,50,00,000	NIL	
100	1,71,00,000	NIL	
			1987-88 Rs. 3,00,000
			1988-89 Rs. 10,00,000
			1989-90 Rs. 37,50,000
			The matters are under reconciliation (September, 2004). The account for the year 1992-93 showed an accumulated loss of Rs. 21,32,000 (A.R.2002-03).

## STATEMENT - 14 -

Serial No.	Name of the Concern	Year(s) of Investment	Details of Investment Type of share	Number of Shares/Debentures and percentage of Government investment to the total paid-up Capital Debentures
(1)	(2)	(3)	(4)	(5)
<b>II- Government Companies-Concl.</b>				
8.	Tripura Rehabilitation and Plantation Corporation Ltd.	1983-84 to 1997-98 * 2003-2004	Equity Equity	4,52,734 76,500
9.	Tripura Horticulture Corporation Limited.	1978-79 to 2000-01  2001-02 2002-03 2003-04	Capital Contribution(x)/ Equity Equity Equity NIL	(a)-9/ 1000  1,600 4,300 NIL
<b>Total-II-Government Companies</b>				<b>1,36,40,629</b>

(a)-9/ Full particulars of investments including number of shares etc. for 2000-01 were not furnished by the State Govt.

(x) Capital contribution for the period 1987-88 to 1989-90.

Contd.

Face value of each share/ Debenture	Amount invested up to the end of the year 2003-2004	Amount of dividend declared/ interest received and credited to Government during the year	Remarks
(6)	(7)	(8)	(9)
100	4,52,73,400	NIL	* No information regarding investment made during 98-99 to 2002-03 was furnished by the State Govt. The account for the year 2000-01 showed an accumulated loss of Rs. 2,87,75,000 (As per AR 2002-03). £ Investment shown here is in accordance with the information furnished by the State Govt., but the same amount of investment has not been reflected in Statement No.13. The matter is under reconciliation (September, 2004) .
100	76,50,000£	NIL	
(a)-9/ 100	2,07,00,000 \$	NIL	\$ Investment shown here is in accordance with the information furnished by the State Govt., but the actual figure for the year 2000-2001 would be Rs.65,00,000 instead of Rs. 1,36,00,000, full particulars of which are not furnished by the State Govt. The matter is under reconciliation (September, 2004) . & The amount of investment has not been reflected in Statement No. 13 (previously St. No.12). The matter is under reconciliation (September, 2004) . The account for the year 1997-98 showed an accumulated loss of Rs. 14,43,000 (As per AR 2002-03).
100	1,60,000 &	NIL	
100	4,30,000 &	NIL	
NIL	NIL	NIL	
	1,57,22,80,713		

## STATEMENT - 14 -

Serial No.	Name of the Concern	Year(s) of Investment	Details of Investment Type of share	Number of Shares/Debentures and percentage of Government investment to the total paid-up Capital Debentures
(1)	(2)	(3)	(4)	(5)
<b>III- Bank-</b>				
1.	Tripura Gramin Bank, Agartala	1976-77 to 2002-03	Paid up Share Capital	15,000
<b>Total-III—Bank(AA)</b>				<b>15,000</b>
<b>IV. Co-operative Banks, Societies, etc-</b>				
1	Tripura State Co-operative Bank Ltd., Agartala (01 No.)	1957-58 to 2000-01 2001-02 2002-03 2003-04	A Class/ Ordinary Ordinary Ordinary Ordinary	(a)-10/ 5,05,043(X) <sup>1</sup> /Y 7,670 8,670 3,000
2.	Tripura State Consumers Co-operative Federation Ltd. (Formerly known as Tripura Whole Sale Consumer's Co-operative Stores Ltd.) (01 No.)	1961-62 to 2000-01 2001-02 2002-03 2003-04	B Class/ Ordinary Ordinary Ordinary Ordinary	9,01,020 (X) <sup>2</sup> /(Y) 34,000 41,350 29,720
3.	Tripura Apex Marketing Co-operative Society Limited (01 No.)	1961-62 to 2000-01 2001-02 2002-03 2003-04	Equity/ Ordinary Ordinary Ordinary Ordinary	10,66,380 (X) <sup>3</sup> /(Y) 96,000 69,400 60,360

(a)-10/ Full particulars of investments including number of shares etc. for 1991-92 were not furnished by the State Govt.

(AA)- 'Agartala Urban Dev. Bank':-By mistake, it was shown under Sl.No.2 of III-Bank during the period from 2000-01 to 2002-03 which is actually Agartala Co-operative Urban Bank Ltd. The same has since been rectified.

(X)<sup>1</sup>- Includes 1,700 shares with face value of Rs.1000/- each.

(X)<sup>2</sup>= Includes 7,775 shares with face value of Rs.1000/- each (61-62 to 84-85) rest are with face value of Rs. 100 each, but for 90-91 amount of investment did not tally w.r.t. no. of share & face value (80,775 xRs.100 each).

(X)<sup>3</sup>= Includes 3,13,656 shares with face value of Rs.100/- each & 7,52724 share with face value of Rs.25 each, but for the year 90-91, amount of investment did not tally with their face value(283624xRs.100/- each).

(Y) = Particulars in respect of percentage of investment has not been supplied by the Department (September, 2004) .

Contd.

Face value of each share/ Debenture	Amount invested up to the end of the year 2003-2004	Amount of dividend declared/ interest received and credited to Government during the year	Remarks
(6)	(7) (8)	(9)	
100	15,00,000 @  <u>15,00,000</u>	NIL	(i) The State Govt. has also released Share Capital deposit of Rs.6,21,21,190 upto 31st March 2004. (ii) <b>The accumulated loss of the bank stood at Rs.1,35,00,50 thousands as on 31st March 2004.(Annual report, 2003-04).</b>
(a)-10/ 1000/100	5,51,09,750	NIL	<b>Accumulated loss stood at Rs.12,78,91,000 as on 31.3.2003.</b>
100	7,67,000	NIL	
100	8,67,000	NIL	
100	3,00,000	NIL	
1000/ 100	9,02,22,000*	NIL	*Total amount of investment of Rs. 12,00,000 made during 90-91 did not tally with the face value of shares (80,775xRs.100 each). The matter is under reconciliation. (September, 2004) . <b>Accumulated loss stood at Rs.12,77,85,894 as on 31.3.2002.</b>
100	34,00,000	NIL	
100	41,35,000	NIL	
100	29,72,000	NIL	
25/100	2,42,76,300 **	NIL	** Amount of investment in respect of the following did not tally with their face value:-
25	24,00,000	NIL	
25	17,35,000	NIL	1990-91 2,83,624x Rs100/-=14,00,000
25	15,09,000	NIL	1997-98 38,000x Rs.25/- = 20,00,000
			2000-01 3,06,000x Rs.25/- = 76,55,000
			The matter is under reconciliation (September, 2004) . <b>Accumulated loss stood at Rs.1,03,20,688 as on 31.3.2003.</b>

## STATEMENT - 14 -

Serial No.	Name of the Concern	Year(s) of Investment	Details of Investment Type of share	Number of Shares/Debentures and percentage of Government investment to the total paid-up Capital Debentures
(1)	(2)	(3)	(4)	(5)
<b>IV. Co-operative Banks, Societies, etc-Contd.</b>				
4.	Primary Marketing Co-operative Society (14 Nos.)	1958-59 to 2000-01 2001-02 2002-03 2003-04	B Class/ Ordinary Ordinary Ordinary	7,04,671 (X) <sup>4</sup> (Y) 25,200 22,400 25,200
5.	Co-operative Credit Society (7 Nos.)	1957-58 to 1984-85	Equity	6,900(Y)
6.	Services Co-operative Societies (59 Nos.)	1961-62 to 1984-85	Equity	2,22,150 (BB) (Y)
7.	Multipurpose Co-operative Societies (30 Nos.)	1961-62 to 1984-85	Equity	21,300 (CC) (Y)
8.	Primary Consumers' Co-operative Societies (174 Nos.)	1963-64 to 2000-01 2001-02 2002-03 2003-04	Equity/ Ordinary Ordinary Ordinary Ordinary	1,59,630/(a)-11/ (DD) (X) <sup>5</sup> /(Y) 2,550 2,000 3,200

(a)- 11/ Full particulars of investments including number of shares etc. for 75-76,79-80 to 80-81 & 84-85 were not furnished by the State Govt.  
(BB) As per information received from the State Govt., 'Seva Samabaya Samity' as appeared in the Finance Accounts 2002-03 under Sl. No.9 of IV has been merged with 'Service Co-operative Societies'.

(CC) As per information received from the State Govt., 'Sarbartha Sadhak Samabaya Samities' as appeared in the Finance Accounts 2002-03 under Sl.No.7 of IV has been merged with 'Multi Purpose Co-operative Societies.'

(DD) As per information received from the State Govt., 'Byabaharic Samabaya Samities' and 'Nivedita Mahila Sambaya Bhandar' as appeared in the Finance Accounts 2002-03 under Sl.No.15,16 respectively of IV have been merged with Primary Consumer Co-operative Societies

(X)<sup>4</sup>= Includes 3,87,406 shares with face value of Rs.100/- each & 3,17,265 share with face value of Rs.25 each, but for the year 90-91 amount of investment did not tally with their face value(3,37,356xRs.100/- each). (X)<sup>5</sup>= Includes 91,330 shares with face value of Rs.100/- each and 57,650 shares with face value Rs.10/- each, but for the year 90-91 amount of investment did not tally with their face value(58,700xRs.100 each).

(Y) = Particulars in respect of percentage of investment has not been supplied by the Department (September, 2004).



Contd.

Face value of each share/ Debenture	Amount invested up to the end of the year 2003-2004	Amount of dividend declared/ interest received and credited to Government during the year	Remarks
(6)	(7)	(8)	(9)
25/100	1,45,14,625 §	NIL	§ Amount of investment of Rs.15,78,000 made during 90-91 did not tally with their face value (3,37,356xRs.100 each). The matter is under reconciliation (September, 2004). <b>Accumulated profit stood at Rs.14,29,093 as on 31.3.2003.</b>
25	6,30,000	NIL	
25	5,60,000	NIL	
25	6,30,000	NIL	
10	69,000	NIL	
10	22,22,500	NIL	<b>Accumulated loss stood at Rs.10,09,236 as on 31.3.2002.</b>
10	2,13,000	NIL	<b>Accumulated loss stood at Rs.3,33,006 as on 31.3.2002</b>
10/100	46,85,000#	NIL	# Investment of Rs.7,15,000 made during 90-91 did not tally with their face value (58,700xRs.100 each). The matter is under reconciliation (September, 2004). <b>Accumulated profit stood at Rs.7,99,000 as on 31.3.2002.</b>
100	2,55,000	NIL	
100	2,00,000	NIL	
100	3,20,000	NIL	

## STATEMENT - 14 -

Serial No.	Name of the Concern	Year(s) of Investment	Details of Investment	
			Type of share	Number of Shares/Debentures and percentage of Government investment to the total paid-up Capital Debentures
(1)	(2)	(3)	(4)	(5)
<b>IV. Co-operative Banks, Societies, etc-Contd.</b>				
9.	Matsajibi Sambaya Samity (144 Nos)	1971-72 to to 1989-90	Equity/ Capital Contribution	1,61,775* (Y)
10.	Joint Farming Co-operative Society Limited (1 No.)	1963-64	Equity	200(Y)
11.	Co-operative Employees Fund Society (16 Nos.)	1976-77	Equity	600(Y)
12.	Contract and Construction Co-operative Societies Limited (14 Nos.)	1976-77, to 1989-90	Equity	(a)-12/ 35,800
13.	Industrial Co-operative Societies(461 Nos)	1979-80 to 1989-90	Equity	87,710*
		1996-97	Equity	30,000
		2001-02	Ordinary	20,000
		2002-03	NIL	NIL
		2003-04	Ordinary	20,000
14.	Primary Agriculture Co-operative Society (213 Nos.)(PACS)	Up to 1979-80 to 2000-01	Equity/ Ordinary	17,83,923 (X) <sup>6</sup> (Y)
		2001-02	Ordinary	25,870
		2002-03	Ordinary	22,870
		2003-04	Ordinary	22,870

(a)- 12/ Full particulars of investments, including number of shares etc. for 76-77, 79-80 to 81-82 & 83-84 to 89-90 were not furnished by the State Govt.

(X)<sup>6</sup>= Includes 11,49,293 shares with face value of Rs.100/- each & 6,34,630 shares with face value of Rs.10 each, but for the year 90-91, amount of investment did not tally with respect to no. of shares and face value(7,26,516xRs.100/- each).

(Y) = Particulars in respect of percentage of investment has not been supplied by the Department (September, 2004).

Contd.

Face value of each share/ Debenture	Amount invested up to the end of the year 2003-2004	Amount of dividend declared/ interest received and credited to Government during the year	Remarks
(6)	(7)	(8)	(9)
10	30,78,250	NIL NIL	* Total number of shares of 1,61,775 invested during the period from 71-72 to 89-90 was wrongly shown as 11,61,775 from 95-96 to 02-03. The same has since been rectified. <b>Accumulated profit stood at Rs.2,91,000 as on 31.3.2002.</b> <b>Under liquidation since 16.7.1970.</b>
10	2,000	NIL	
10	6,000	NIL	<b>Accumulated profit stood at Rs.15,93,000 as on 31.3.02.</b>
(a)-12/10	4,95,000	NIL	<b>Accumulated profit stood at Rs.15,064 as on 31.3.2002.</b>
100/10	39,56,000	NIL	
100	30,00,000	NIL	* The total number of shares of 87,710 invested during the period from 79-80 to 89-90 was wrongly shown as 87,910 in the previous years (upto 2002-03). The same has since been rectified.
10	2,00,000	NIL	
NIL	NIL	NIL	<b>Accumulated loss stood at Rs.57,50,000 as on 31.3.2002.</b>
10	2,00,000	NIL	
10/100	4,86,34,000£	NIL	£ Investment of Rs.10,000 made during 90-91 did not tally with their face value (7,26,516 xRs.100/-) each. The matter is under reconciliation (September, 2004) .
100	25,87,000	NIL	
100	22,87,000	NIL	<b>Accumulated loss stood at Rs.14,27,22,716 as on 31.3.2002.</b>
100	22,87,000	NIL	

## STATEMENT - 14 -

Serial No.	Name of the Concern	Year(s) of Investment	Details of Investment	
			Type of share	Number of Shares/Debentures and percentage of Government investment to the total paid-up Capital Debentures
(1)	(2)	(3)	(4)	(5)
<b>IV. Co-operative Banks, Societies, etc-Contd.</b>				
15.	Large Size Agricultural Multipurpose Societies (56Nos.)(LAMPS)	Up to 1979-80 to 2000-01 2001-02 2002-03 2003-04	Equity/ Ordinary  Ordinary Ordinary Ordinary	12,30,623 (X) <sup>7</sup> / (Y)  14,000 12,000 12,000
16.	Other Co-operatives (Primary) (356 Nos)	1978-79 to 2000-01  2001-02 2002-03 2003-04	Equity/ B Class/ Ordinary Ordinary Ordinary	(a)-13/ 13,34,550  54,500 1,30,000 44,000
17.	Tripura Scheduled Castes Co-operative Development Corporation (01 No.)	1979-80 to 2000-01 2001-02 2002-03 2003-04	B Class  B Class B Class	32,327 1,000 1,000 170
18.	Agartala Co-operative Urban Bank Ltd., (01 No.)	1990-91 to 2001-02 2002-03 2003-04	(a)-14 Ordinary Ordinary Ordinary	(a)-14/ 11,650(EE) 100 100
19.	Tripura OBC Co-operative Development Corporation (01 No.)	1997-98 to 2001-02 2002-03 2003-04	B Class  B Class B Class	8,000  1,000 850
20.	Tripura Minorities Co-operative Development Corporation. (01 No.)	1997-98 to 2001-02 2002-03 2003-04	B Class  B Class B Class	4,200  1,000 850

(a)- 13/ Full particulars of investments including number of shares etc. for the year 78-79 to 84-85 and 91-92 to 95-96 were not furnished by the State Govt. (EE) Investments made during the year 2000-01 to 2002-03 were wrongly shown under Agartala Urban Development Bank Sl.No.2 of III-Bank, the same has since be rectified.

(a)- 14/ Full particulars of investments including number of shares etc. for the year 90-91 were not furnished by the State Govt.

(X)<sup>7</sup>= Includes 5,88,503 shares with face value of Rs.100/- each & 6,42,120 shares with face value of Rs.10 each , but for the year 90-91, amount to investment did not tally with their face value (3,18,053xRs.100) each.

(Y) = Particulars in respect of percentage of investment has not been supplied by the Department (September, 2004).

Contd.

Face value of each share/ Debenture	Amount invested up to the end of the year 2003-2004	Amount of dividend declared/ interest received and credited to Government during the year	Remarks
(6)	(7)	(8)	(9)
10/100	3,55,11,256 \$	NIL	\$ Amount of investment of Rs.20,45,000 made during 90-91 did not tally with their face value (3,18,053 x Rs.100/-).
100	14,00,000	NIL	The matter is under reconciliation (September, 2004) .
100	12,00,000	NIL	<b>Accumulated loss stood at Rs.9,00,47,666 as on 31.3.2002.</b>
100	12,00,000	NIL	
(a)-13/100/10	2,88,25,300 £	NIL	£ (i) Amount of investment of Rs.9,32,500 made during 90-91 did not tally with their face value (7,55,720 x Rs.10/-).
10	5,45,000	NIL	The matter is under reconciliation (September, 2004).
10	13,00,000	NIL	<b>Accumulated loss stood at Rs.1,70,22,000 as on 31.3.2002.</b>
10	4,40,000	NIL	
1000	3,23,27,000	NIL	<b>Accumulated profit stood at Rs.56,42,844 as on 31.3.2000.</b>
1000	10,00,000	NIL	
1000	10,00,000	NIL	
1000	1,70,000	NIL	
(a)-14/100	56,32,500	NIL	<b>Accumulated profit stood at Rs.14,23,378 as on 31.3.2003.</b>
1000	1,00,000	NIL	
1000	1,00,000	NIL	
1000	80,00,000	NIL	<b>Accumulated profit stood at Rs.8,70,309 as on 31.3.2004.</b>
1000	10,00,000	NIL	
1000	8,50,000	NIL	
1000	42,00,000	NIL	<b>Accumulated loss stood at Rs.5,80,240 thousands as on 31.3.2003.</b>
1000	10,00,000	NIL	
1000	8,50,000	NIL	

## STATEMENT - 14 -

Serial No.	Name of the Concern	Year(s) of Investment	Details of Investment	
			Type of share	Number of Shares/Debentures and percentage of Government investment to the total paid-up Capital Debentures
(1)	(2)	(3)	(4)	(5)
<b>IV. Co-operative Banks, Societies, etc-Concltd.</b>				
21.	Tripura Apex Weavers Co-operative Society Ltd. ( 01 No.)	1998-99 to 2000-01 2002-03 2003-04	Equity  Equity Equity	83,090  95,000 89,250
22.	Tripura Scheduled Tribes Co-operative Development Corporation ( 01 No.)	1998-99 to 2001-02 2002-03 2003-04	B Class  B Class B Class	7,121  4,700* 1,700
23.	Tripura Co-operative Agricultural and Rural Development Bank Ltd. ( 01 No.)	1959-60 to 2001-02 2002-03 2003-04	B Class/ Ordinary Ordinary Ordinary	8,76,618/(FF) (X) <sup>8</sup> (Y) 44,000 31,240
24.	Labour Co-operatives ( 47 No.)	2001-02	Ordinary	55,630
<b>Total -Co-operative Banks, Societies, etc.</b>				<b>1,04,11,701</b>
<b>Total for the year 2003-2004</b>				<b>18,67,490</b>
<b>GRAND TOTAL: (I+II+III+ IV)</b>				<b>2,41,80,104</b>

(FF): As per information received from the State Govt., 'Tripura Co-operative Land Development Bank Ltd., Agartala as appeared in the Finance Accounts 2002-03 under Sl. No. II of IV has been merged with the 'Tripura Co-operative Agricultural and Rural Development Bank Ltd.'

(X)<sup>8</sup>= Includes 1,08,264 shares with face value of Rs.100/- each & 4,76,354 shares with face value of Rs.25 each, but for the year 90-91, amount of investment did not tally with their face value(74,954xRs.100/- each).

(Y) = Particulars in respect of percentage of investment has not been supplied by the Department (September, 2004).

Concl'd.

Face value of each share/ Debenture	Amount invested up to the end of the year 2003-2004	Amount of dividend declared/ interest received and credited to Government during the year	Remarks
(6)	(7)	(8)	(9)
100	83,09,000	NIL	Accumulated loss stood at Rs.3,90,09,967 as on 31.3.2002.
100	95,00,000	NIL	
100	89,25,000	NIL	
1000	71,21,000	NIL	Accumulated loss stood at Rs.6,99,780 as on 31.3.2004.
1000	47,00,000*	NIL	*The number of shares invested was wrongly shown as 47000
1000	17,00,000	NIL	in 2002-03 instead of 4700. The same has since been rectified.
25/100	2,35,39,850#	NIL	# Total amount of investment of Rs.10,00,000 made during 90-91 did not tally with the face value of the number of shares invested (74,954xRs.100each). The matter is under reconciliation (Sept., 2004).
25	11,00,000	NIL	Accumulated loss stood at Rs.10,13,99,000 as on 31.3.2003.
25	7,81,000	NIL	
10	5,56,300	NIL	Accumulated loss stood at Rs.54,000 as on 31.3.2002.
	<u>47,16,07,631</u>		
	<u>18,28,99,000</u>		
	<u>2,96,39,44,744</u>		

- I. Total amount of investment under Statutory Corporation (T.R.T.C.) for the year 2003-04 less by Rs. 8,50,00,000 than the figure shown in Statement No. 13. The difference is under reconciliation (September, 2004) .
- II. Total amount of investment shown under Government Companies less by Rs. 8,57,03,000 than the figure shown in Statement No. 13. The difference is under reconciliation (September, 2004) .
- IV. Total amount of investment shown under Co-operative Bank, Societies etc. is more by Rs. 35,30,000 than the figure shown in Statement No. 13. The difference is under reconciliation (September, 2004) .

**STATEMENT NO. 15 STATEMENT SHOWING THE CAPITAL AND OTHER EXPENDITURE (OTHER THAN ON REVENUE ACCOUNT) TO THE END OF THE YEAR 2003-2004 AND THE PRINCIPAL SOURCES FROM WHICH FUNDS WERE PROVIDED FOR THAT EXPENDITURE**

Heads	On 1st April 2003	During the year	On 31st March 2004
	(In crore of Rupees)		
<b>(a) CAPITAL AND OTHER EXPENDITURES</b>			
Capital Expenditure			
General Services	2,28.16	43.51	2,71.67
Social Services	11,24.44	156.96	12,81.40
Economic Services			
Agriculture and Allied Activities	1,16.53	13.79	1,30.32
Rural Development	96.69	1.08	97.77
Special Areas Programmes	2,99.70	31.93	3,31.63
Irrigation and Flood Control	3,03.68	32.14	3,35.82
Energy	6,56.76	41.27	6,98.03
Industries and Minerals	1,12.19	10.00	1,22.19
Transport	7,10.32	1,06.29	8,16.61
Communication	0.04	0.02	0.06
Science, Technology and Environment	1.56	0.07	1.63
General Economic Services	53.95	6.72	60.67
<b>Total Capital Expenditure</b>	<b>37,04.02</b>	<b>4,43.78</b>	<b>41,47.80</b>
<b>(b) Loans and Advances</b>			
<b>Loans and Advances for various Services</b>			
<b>Social Services</b>	19.93(a)	(-)0.23	19.70
<b>Economic Services</b>			
Agriculture and Allied Activities	10.78(a)	0.45	11.23
Other Rural Development	0.40(a)	...	0.40
Industry and Minerals	3.56	(-)0.02	3.54
Transport	0.15	...	0.15
Loans to Government Servants , etc.	27.51	2.14	29.65
Loans for Miscellaneous purpose	0.31	...	0.31
<b>Total Loans and Advances</b>	<b>62.64(a)</b>	<b>2.34</b>	<b>64.98</b>
<b>Total Capital and Other Expenditure</b>	<b>37,66.66(a)</b>	<b>4,46.12</b>	<b>42,12.78</b>
<b>PRINCIPAL SOURCES OF FUNDS</b>			
Debt			
Internal Debt of the State 9,42.21	2,71.78	12,13.99	
Government			
Loans and Advances from the Central Government	7,29.58(a)	(-)1,17.32	6,12.26
Small Savings, Provident Funds, etc.	14,06.43(a)	2,55.15	16,61.58
<b>Total Debt</b>	<b>30,78.22(a)</b>	<b>4,09.61</b>	<b>34,87.83</b>

(a) Differs with the previous year's closing balance due to rounding.



## STATEMENT NO.15 - Concl'd.

Heads	On 1st April 2003	During the year	On 31st March 2004
(In crore of Rupees)			
<b>Other Receipts</b>			
Contingency Fund	10.00	...	10.00
Reserve Fund	(-) 24.96	12.63	(-)12.33
Net balances under Deposits, Advances etc., Other than those shown separately	54.24	(-)54.81	(-)0.57
Remittances	16.56	(-)1,23.09	(-)1,06.53
<b>Total Other Receipts</b>	<b>55.84</b>	<b>(-)1,65.27</b>	<b>(-)1,09.43</b>
<b>Total Debt and Other Receipts</b>	<b>31,34.06(a)</b>	<b>2,44.34</b>	<b>33,78.40</b>
Deduct-Cash Balance	(-)95.37	(-)2.27	(-) 97.64
Deduct-Investments	92.19	(-) 94.78	(-) 2.59
Net provision of funds	31,37.24	3,41.39	34,78.63
Add-Revenue surplus for the year 2003-2004		1,04.73	
Provision of funds for the year 2003-2004		4,46.12	

The net provision of funds shown in this Statement differs from the Capital and other expenditure up to the end of the year by Rs.7,34.13 crore as explained below :

		(In crore of Rupees)
(i)	Net effect to end of 1972-73 of pro-forma transfer of Capital Expenditure from the books of the Central Government to the Territory Section of Accounts	16.72
(ii)	Net effect of balances under Debt, Deposit and Remittance heads allocated during 1971-72 on dropping from the Central Accounts	4.56
(iii)	Pro-forma transfer of balance from the books of the State Government during 1972-73	5.87
(iv)	Amount dropped program	
	(1) On account of restructuring of accounting classification during 1974-75	(-) 0.23
	(2) Balance closed to Government Account	(-) 5.99
(v)	Net Revenue surplus to end of the year 2003-2004	7,23.10
	<b>Total Net</b>	<b>7,44.03</b>
	Less- Amount transferred to Contingency Fund	9.90
	<b>Net</b>	<b>7,34.13</b>

**SECTION-B**

**DEBT, CONTINGENCY FUND AND  
PUBLIC ACCOUNT**

**STATEMENT NO. 16 DETAILED STATEMENT OF RECEIPTS,  
DISBURSEMENTS AND BALANCES UNDER HEADS OF ACCOUNT  
RELATING TO DEBT, CONTINGENCY FUND AND PUBLIC ACCOUNT**

Heads of Account	Opening Balance	Receipts	Disbursements	Closing balance
	Rs.	Rs.	Rs.	Rs.
<b>Part I-Consolidated Fund</b>				
Receipts Heads (Revenue Account)	... 21,67,65,88,221		...	...
Expenditure Heads (Revenue Account)			20,62,92,66,509	
Expenditure Heads (Capital Account)			4,43,78,42,992	
<b>E. Public Debt (a)</b>				
6003 Internal Debt of the State Government	Cr. 9,42,20,64,927	3,75,87,17,660	1,04,09,30,579	12,13,98,52,008
6004 Loans and Advances from the Central Government	Cr. 7,29,58,51,915	92,25,16,600	2,09,57,64,176	6,12,26,04,339
<b>Total E. Public Debt</b>	<b>Cr.16,71,79,16,842</b>	<b>4,68,12,34,260</b>	<b>3,13,66,94,755</b>	<b>18,26,24,56,347</b>
<b>F. Loans and Advances (b)</b>				
6202 Loans for Education, Sports, Art and Culture	Dr. 80,390	...	...	Dr. 80,390
6216 Loans for Housing	Dr. 9,46,64,079	22,59,302	...	Dr. 9,24,04,777
6235 Loans for Social Security and Welfare	Dr. 10,21,45,482	...	...	Dr. 10,21,45,482
6245 Loans for Relief on account of Natural Calamities	Dr. 10,52,657	...	...	Dr. 10,52,657
6250 Loans for Social Services	Dr. 13,36,935	...	...	Dr. 13,36,935
6401 Loans for Crop Husbandry	Dr. 28,29,984	...	...	Dr. 28,29,984
6405 Loans for Fisheries	Dr. 14,51,197	...	...	Dr. 14,51,197
6408 Loans for Food Storage and Warehousing	Dr. 6,76,964	18,454	...	Dr. 6,58,510
6425 Loans for Co-operation	Dr. 10,28,33,189	10,23,264	55,00,000	Dr. 10,73,09,925
6515 Loans for other Rural Development Programme	Dr. 39,72,373	...	...	Dr. 39,72,373
6851 Loans for Village and Small Industries	Dr. 3,56,34,566	2,27,791	...	Dr. 3,54,06,775
7055 Loans for Road Transport	Dr. 15,00,000	...	...	Dr. 15,00,000
7610 Loans to Government Servants etc.	Dr. 27,50,98,839	3,33,88,293	5,48,30,760	Dr. 29,65,41,306
7615 Miscellaneous Loans	Dr. 31,01,731	...	...	Dr. 31,01,731
<b>Total F. Loans and Advances</b>	<b>Dr. 62,63,78,386</b>	<b>3,69,17,104</b>	<b>6,03,30,760</b>	<b>Dr. 64,97,92,042</b>
<b>Total Part-I Consolidated Fund</b>		<b>26,39,47,39,585</b>	<b>28,26,41,35,016</b>	

(a) For Detailed Account Please refer Statement No. 17.

(b) For Detailed Account Please refer Statement No. 18.

## STATEMENT NO. 16 -Contd.

Heads of Account		Opening Balance	Receipts	Disbursements	Closing balance
		Rs.	Rs.	Rs.	Rs.
<b>Part II-Contingency Fund</b>					
<b>8000</b>	<b>Contingency Fund</b>				
201	Appropriation from the				
	Consolidated Fund	Cr. 10,00,00,000	...	...	Cr. 10,00,00,000
<b>Total-Part II-Contingency Fund</b>		<b>Cr. 10,00,00,000</b>	<b>...</b>	<b>...</b>	<b>Cr. 10,00,00,000</b>
<b>Part III-Public Account-</b>					
<b>I.Small Savings, Provident Fund, etc.</b>					
<b>(a) National Small Savings Fund</b>					
<b>8007</b>	<b>Investments of National Small Savings Fund</b>				
	Savings Fund	Cr. 4,29,83,98,079	1,56,60,34,780	8,49,00,000	Cr. 5,77,95,32,859
<b>Total-8007-Investments of National Small Savings Fund</b>		<b>Cr. 4,29,83,98,079</b>	<b>1,56,60,34,780</b>	<b>8,49,00,000</b>	<b>Cr. 5,77,95,32,859</b>
<b>Total (a) National Small Savings Fund</b>		<b>Cr. 4,29,83,98,079</b>	<b>1,56,60,34,780</b>	<b>8,49,00,000</b>	<b>Cr. 5,77,95,32,859</b>
<b>(b) Provident Funds-</b>					
8009-	State Provident Funds	Cr. 9,59,43,69,428	3,66,47,97,206	2,58,56,44,423	Cr. 10,67,35,22,211
<b>Total-8009-State Provident Funds</b>		<b>Cr. 9,59,43,69,428</b>	<b>3,66,47,97,206</b>	<b>2,58,56,44,423</b>	<b>Cr. 10,67,35,22,211</b>
<b>Total (b) Provident Funds</b>		<b>Cr. 9,59,43,69,428</b>	<b>3,66,47,97,206</b>	<b>2,58,56,44,423</b>	<b>Cr. 10,67,35,22,211</b>
<b>(c) Other Accounts</b>					
8011	Insurance and Pension Funds	Cr. 17,15,08,567	3,38,06,523	4,26,02,998	Cr. 16,27,12,092
<b>Total-8011-Insurance and Pension Funds</b>		<b>Cr. 17,15,08,567</b>	<b>3,38,06,523</b>	<b>4,26,02,998</b>	<b>Cr. 16,27,12,092</b>
<b>Total (c) Other Accounts</b>		<b>Cr. 17,15,08,567</b>	<b>3,38,06,523</b>	<b>4,26,02,998</b>	<b>Cr. 16,27,12,092</b>
<b>Total I. Small Savings, Provident Funds, etc.</b>		<b>Cr.14,06,42,76,074</b>	<b>5,26,46,38,509</b>	<b>2,71,31,47,421</b>	<b>Cr. 16,61,57,67,162</b>
<b>J.Reserve Fund</b>					
<b>(b) Reserve Funds not bearing Interest</b>					
8222	Sinking Funds	Dr. 30,00,00,000	...	...	Dr. 30,00,00,000
8235	General and Other Reserve Funds	Cr. 5,03,10,641	20,73,90,510	8,10,66,800	Cr. 17,66,34,351
<b>Total J. Reserve Fund</b>		<b>Dr. 24,96,89,359</b>	<b>20,73,90,510</b>	<b>8,10,66,800</b>	<b>Dr. 12,33,65,649</b>
<b>K.Deposits and Advances</b>					
<b>(b) Deposits not bearing Interest</b>					
<b>8443 Civil Deposits</b>					
101	Revenue Deposits	Cr. 2,82,26,187	44,94,693	15,41,387	Cr. 3,11,79,493
103	Security Deposits	Cr. 1,97,02,657	2,85,27,810	1,81,89,007	Cr. 3,00,41,460
104	Civil Courts Deposits	Cr. 2,59,91,982	28,72,878	29,20,716	Cr. 2,59,44,144
105	Criminal Courts Deposits	Cr. 1,63,13,498	31,425	75,56,490	Cr. 87,88,433
106	Personal Deposits	Cr. 48,51,381	52,40,49,573	52,02,39,982	Cr. 86,60,972
108	Public Works Deposits	Cr. 63,78,64,011	77,15,84,216	52,89,88,657	Cr. 88,04,59,570
109	Forest Deposits	Cr. 1,76,428	2,62,33,059	58,62,992	Cr. 2,05,46,495
119	Companies Liquidation Accounts	Cr. 1,737	...	...	Cr. 1,737
120	Deposits of Autonomous District and Regional Funds	Cr. 43,06,546	69,40,09,000	68,47,31,646	Cr. 1,35,83,900
124	Unclaimed Deposits in the General Provident Fund	Cr. 1,49,145	...	...	Cr. 1,49,145

## STATEMENT NO. 16 -Contd.

Heads of Account	Opening Balance	Receipts	Disbursements	Closing balance
	Rs.	Rs.	Rs.	Rs.
<b>Part-III-Public Account-Contd.</b>				
<b>K.Deposits and Advances - Concl'd.</b>				
<b>(b)-Deposits not bearing Interest - Concl'd.</b>				
<b>8443-Civil Deposits-Concl'd.</b>				
800 Other Deposits	Cr. 30,23,857	10,15,433	...	Cr. 40,39,290
<b>Total - 8443 - Civil Deposits</b>	<b>Cr. 74,06,07,429</b>	<b>2,05,28,18,087</b>	<b>1,77,00,30,877</b>	<b>Cr. 1,02,33,94,639</b>
<b>8449 Other Deposits</b>				
120 Miscellaneous Deposits	Cr. 10,96,610	...	...	Cr. 10,96,610
<b>Total-8449- Other Deposits</b>	<b>Cr. 10,96,610</b>	<b>...</b>	<b>...</b>	<b>Cr. 10,96,610</b>
<b>Total (b) Deposits not bearing interest</b>	<b>Cr. 74,17,04,039</b>	<b>2,05,28,18,087</b>	<b>1,77,00,30,877</b>	<b>Cr. 1,02,44,91,249</b>
<b>(c)Advances</b>				
<b>8550 Civil Advances</b>				
101 Forest Advances	Dr. 1,01,30,565	19,79,10,293	20,05,56,905	Dr. 1,27,77,177
103 Other Departmental Advances	Dr. 638	...	...	Dr. 638
104 Other Advances	Dr. 29,74,863	1,500	...	Dr. 29,73,363
<b>Total-8550-Civil Advances</b>	<b>Dr. 1,31,06,066</b>	<b>19,79,11,793</b>	<b>20,05,56,905</b>	<b>Dr. 1,57,51,178</b>
<b>Total (c) Advances</b>	<b>Dr. 1,31,06,066</b>	<b>19,79,11,793</b>	<b>20,05,56,905</b>	<b>Dr. 1,57,51,178</b>
<b>Total K. Deposits and advances</b>	<b>Cr. 72,85,97,973</b>	<b>2,25,07,29,880</b>	<b>1,97,05,87,782</b>	<b>Cr. 1,00,87,40,071</b>
<b>L.Suspense and Miscellaneous</b>				
<b>(b) Suspense Accounts</b>				
<b>8658 Suspense Accounts</b>				
101 Pay and Accounts Office - Suspense	Dr. 7,36,80,450	12,77,75,387	(-) 18,43,013(a)	Cr. 5,59,37,950
102 Suspense Account (Civil)	Dr. 1,59,71,997	1000	16,98,054	Dr. 1,76,69,051
107 Cash Settlement Suspense Account	Dr. 32,26,69,197	51,46,07,905	131,73,26,127	Dr. 112,53,87,419
109 Reserve Bank Suspense- Headquarters	Dr. 1,26,94,550	18,35,856	81,21,203	Dr. 1,89,79,897
110 Reserve Bank Suspense- Central Accounts Office	Cr. 44,96,079	47,18,26,754	69,59,41,477	Dr. 21,96,18,644
113 Provident Fund Suspense	Cr. 96,950	...	...	Cr. 96,950
121 Additional Dearness Allowance Deposits Suspense Account (New)	Cr. 17,256	...	...	Cr. 17,256
123 A.I.S. Officers' Group Insurance Scheme	Cr. 1,54,125	2,52,840	1,46,009	Cr. 2,60,956
129 Material Purchase settlement suspense Account	Cr. 25,79,83,654	...	...	Cr. 25,79,83,654
<b>Total-8658-Suspense Accounts</b>	<b>Dr. 16,22,68,130</b>	<b>1,11,62,99,742</b>	<b>2,02,13,89,857</b>	<b>Dr. 1,06,73,58,245</b>
<b>Total (b) Suspense</b>	<b>Dr. 16,22,68,130</b>	<b>1,11,62,99,742</b>	<b>2,02,13,89,857</b>	<b>Dr. 1,06,73,58,245</b>

(a) The minus balance is under reconciliation (September 2004).

## STATEMENT NO. 16 -Contd.

Heads of Account	Opening Balance		Receipts	Disbursements	Closing balance
	Rs.	Rs.	Rs.	Rs.	Rs.
<b>Part-III-Public Account-Contd.</b>					
<b>L. Suspense and Miscellaneous-Concl'd.</b>					
<b>(c) Other Accounts</b>					
<b>8670 Cheques and Bills</b>					
103	Departmental Cheques	Cr. 73,60,171	94,80,000	...	Cr. 1,68,40,171
	<b>Total-8670-Cheques and Bills</b>	<b>Cr. 73,60,171</b>	<b>94,80,000</b>	...	<b>Cr. 1,68,40,171</b>
<b>8671-Departmental Balances</b>					
101	Civil	Dr. 2,93,06,837	...	(-) 6,74,40,674(a)	Dr(-)3,81,33,837(a)
	<b>Total-8671-Departmental Balances</b>	<b>Dr. 2,93,06,837</b>	...	<b>(-) 6,74,40,674(a)</b>	<b>Dr.(-)3,81,33,837(a)</b>
<b>8672 Permanent Cash Imprest</b>					
101	Civil	Dr. 19,31,599	...	5,000	Dr.19,36,599
	<b>Total-8672-Permanent Cash Imprest</b>	<b>Dr. 19,31,599</b>	...	<b>5,000</b>	<b>Dr. 19,36,599</b>
<b>8673 Cash Balance Investment Account-</b>					
101	Cash Balance Investment Account	Dr. 92,18,50,000	25,44,67,00,000	24,49,89,00,000	Cr.2,59,50,000
	<b>Total-8673-Cash Balance Investment Account</b>	<b>Dr. 92,18,50,000</b>	<b>25,44,67,00,000</b>	<b>24,49,89,00,000</b>	<b>Cr.2,59,50,000</b>
	<b>Total (c) Other Accounts</b>	<b>Dr. 94,57,28,265</b>	<b>25,45,61,80,000</b>	<b>24,43,14,64,326</b>	<b>Cr. 7,89,87,409</b>
	<b>Total L. Suspense and Miscellaneous</b>	<b>Dr.1,10,79,96,395</b>	<b>26,57,24,79,742</b>	<b>26,45,28,54,183</b>	<b>Dr. 98,83,70,836</b>
<b>M. Remittances</b>					
<b>(a) Money Orders and Other Remittances</b>					
<b>8782 Cash Remittances and adjustments between officers rendering accounts to the same Accounts Officer</b>					
101	Cash Remittances between Treasuries and Currency Chests	Cr. 1,13,12,603	...	...	Cr. 1,13,12,603
102	Public Works Remittances	Cr. 12,72,65,489	7,51,64,11,056	8,84,68,57,629	Dr. 1,20,31,81,084
103	Forest Remittances	Cr. 3,38,24,547	49,75,03,056	51,46,93,552	Cr. 1,66,34,051
105	Reserve Bank of India Remittances	Dr. 34,58,155	...	...	Dr. 34,58,155
108	Other Departmental Remittances	...	12,77,19,047	69,91,606	Cr. 12,07,27,441
	<b>Total 8782-Cash Remittances and adjustments between officers rendering accounts to same Accounts Officer</b>	<b>Cr. 16,89,44,484</b>	<b>8,14,16,33,159</b>	<b>9,36,85,42,787</b>	<b>Dr. 1,05,79,65,144</b>
	<b>Total (a) Money Orders and Other Remittances</b>	<b>Cr. 16,89,44,484</b>	<b>8,14,16,33,159</b>	<b>9,36,85,42,787</b>	<b>Dr. 1,05,79,65,144</b>

(a) Since the receipt is more than disbursements, hence minus balance.

## STATEMENT NO. 16 -Contd.

Heads of Account	Opening Balance	Receipts	Disbursements	Closing balance
	Rs.	Rs.	Rs.	Rs.
<b>Part-III-Public Account-Contd.</b>				
<b>M. Remittances- Contd.</b>				
<b>(b)Inter-Government Adjustment Accounts</b>				
<b>8786 - Adjusting Account between Central and State Governments</b>	Cr. 53,44,077	...	...	Cr. 53,44,077
<b>Total-8786-Adjusting Account between Central and State Government</b>	Cr. 53,44,077	...	...	Cr. 53,44,077
<b>8787 - Adjusting Account with Railways</b>				
North East Frontier Railways	Dr. 12,876	...	...	Dr. 12,876
<b>Total-8787-Adjusting Account with Railways</b>	Dr. 12,876	...	...	Dr. 12,876
<b>8788 - Adjusting Account with Posts</b>				
Director of Accounts, Posts, Calcutta	Cr. 1,60,630	...	...	Cr. 1,60,630
<b>Total-8788-Adjusting Account with posts</b>	Cr. 1,60,630	...	...	Cr. 1,60,630
<b>8789 - Adjusting Account with Defence</b>				
CDA-Patna	Dr. 495	...	...	Dr. 495
<b>Total-8789-Adjusting Accounts with Defence</b>	Dr. 495	...	...	Dr. 495
<b>8793 - Inter State Suspense Account</b>				
Andhra Pradesh	Cr. 5,24,899	...	4,097	Cr. 5,20,802
Assam	Dr. 17,62,626	(-) 48,944(a)	10,93,660	Dr. 29,05,230
Arunachalpradesh	Dr. 12,20,899	...	6,62,735	Dr. 18,83,634
Bihar	Dr. 300	...	...	Dr. 300
Karnataka	Cr. 8,521	...	...	Cr. 8,521
Kerala	Cr. 64	...	...	Cr. 64
Maharashtra-II	Dr. 43,844(b)	...	27,729	Dr. 71,573
Meghalaya	Dr. 96,307(c)	(-) 1,443(a)	1,57,917	Dr. 2,55,667
Madhya Pradesh	Cr. (-)7,697	...	...	Cr. (-)7,697
Manipur	Cr. 27,180	...	1,49,637	Dr. 1,22,457
Mizoram	Dr. 1,16,771	...	71,482	Dr. 1,88,253
Nagaland	Dr. 11,51,894	...	9,43,619	Dr. 20,95,513
Orissa	Dr. 33,693	...	22,630	Dr. 56,323
Punjab	Dr. 400	...	...	Dr. 400
Rajasthan	Dr. 49,83,360	...	1,03,584	Dr. 50,86,944
Sikkim	Cr. 6,000	...	...	Cr. 6,000
Uttarpradesh	Cr. 1,36,481	...	23,586	Cr. 1,12,895

(a) Minus balance is due to adjustment of balance of previous year.

(b) Difference of Rs. 36 is due to printing mistake in the year 2001-2002.

(c) Difference of Rs. 3,000 is due to printing mistake in the year 2002-2003.

## STATEMENT NO. 16 -Concl'd.

Heads of Account	Opening Balance	Receipts	Disbursements	Closing balance
	Rs.	Rs.	Rs.	Rs.
<b>Part-III-Public Account-Concl'd.</b>				
<b>M. Remittances- Concl'd.</b>				
<b>(b)Inter-Government Adjustment Accounts-Concl'd.</b>				
<b>8793 Inter-State Suspense Account-Concl'd.</b>				
West Bengal	Dr. 1,50,351	(-) 48,127(a)	6,15,845	Dr. 8,14,323
Gujarat	Dr. 7,292	...	...	Dr. 7,292
Himachal Pradesh	Dr. (-) 4,491	...	...	Dr. (-) 4,491
<b>Total-8793-Inter State Suspense Account</b>	<b>Dr. 88,67,798</b>	<b>(-) 98,514(a)</b>	<b>38,76,521</b>	<b>Dr 1,28,42,833</b>
<b>Total-(b)-Inter Government Adjusting Account</b>	<b>Dr. 33,76,462</b>	<b>(-) 98,514(a)</b>	<b>38,76,521</b>	<b>Dr. 73,,51,497</b>
<b>Total-M-Remittances</b>	<b>Cr.16,55,68,022</b>	<b>8,14,15,34,645</b>	<b>9,37,24,19,308</b>	<b>Dr.1,06,53,16,641</b>
<b>Total Part-III-Public Account</b>		<b>42,43,67,73,286</b>	<b>40,59,00,75,494</b>	
<b>Total-Part-I ,II and III</b>		<b>68,83,15,12,871</b>	<b>68,85,42,10,510</b>	
<b>N. Cash Balances-</b>				
8999 Cash Balance				
Opening and Closing cash balance		(-) 95,37,30,672	(-) 97,64,28,311	
<b>Grand Total</b>		<b>67,87,77,82,199</b>	<b>67,87,77,82,199</b>	

	Opening Balance	Closing Balance
	Rs.	Rs.
(A) The details are as follows		
(I) 101-Cash in Treasuries	1,353	1,353
(ii) 102-Deposit with Reserve Bank of India	(-) 95,37,32,025	(-) 97,64,29,664(b)
	<b>(-) 95,37,30,672</b>	<b>(-) 97,64,28,311</b>

(a) Minus balance is due to adjustment of balance of previous year.

(b) The balance with the Reserve Bank of India Rs. 96,41,86,691 (Dr.) shown in the Government Accounts represents the balance taking into account the Inter-Government monetary settlement pertaining to 2003-04 as advised by the Reserve Bank of India upto 25th April 2004. There was a net difference of Rs. 1,22,42,973 (- Dr.) between the figures of "Deposit with Reserve Bank of India" as reflected in the accounts for Rs. 97,64,29,664 (- Dr.) and that intimated by the Reserve Bank of India for Rs. 96,41,86,691(Dr.). The difference is under reconciliation (September 2004).



**STATEMENT NO. 17 - DETAILED STATEMENT OF DEBT AND OTHER INTEREST BEARING  
OBLIGATIONS OF GOVERNMENT**

Description of Debt	When received	Balance on 1st April 2003	Additions during the year	Discharges during the year	Balance on 31st March 2004	
1.	2.	3.	4.	5.	6.	
		Rs.	Rs.	Rs.	Rs.	
<b>E.Public Debt</b>						
<b>6003 Internal Debt of the State Government</b>						
101	Market Loans					
	Market Loans bearing interest (a)	October 1979 to March 2004	582,46,82,293	292,50,97,500	19,66,00,000	8,55,31,79,793
	Market Loans not bearing interest (a)	September 1975 to March 1987, March 1993 and March 1996 to Nov. 1998	22,57,500	...	...	22,57,500
103	Loans from Life Insurance Corporation of India	March 1976 to March 2004	218,21,97,165	*79,77,39,079	14,26,38,000	283,72,98,244
104	Loans from General Insurance Corporation of India	March 1981 to February 2003	60,52,16,420	*(-)59,91,22,419	7,33,333	53,60,668
105	Loans from the National Bank for Agricultural and Rural Development	March 1972 to April 1987, March 1999 to March 2003	7,83,93,655	...	28,66,500	755,27,155
107	Loans from the State Bank of India Other Banks		...	...	9,42,600	(-),9,42,600
108	Loans from National Co-operative Development Corporation	April 1972 to Feb 1998, April 1998 to March 2004	63,44,619	63,87,500	21,14,900	1,06,17,219
109	Loans from other Institutions (a)	April 1972 to March 2004	66,96,92,000	6,16,000	6,70,35,246	60,32,72,754
110	Ways and Means Advances from the Reserve Bank of India	April 2003 to December 2003	...	62,80,00,000	62,80,00,000	...
800	Other Loans	April 1998 to July 1999	5,32,81,275	...	...	5,32,81,275
<b>Total 6003</b>			<b>9,42,20,64,927</b>	<b>375,87,17,660</b>	<b>1,04,09,30,579</b>	<b>12,13,98,52,008</b>
<b>6004 Loans and Advances from the Central Government</b>						
<b>01 Non-Plan Loans</b>						
102	Share of Small Savings Collections	April 1979 to March 2003	174,91,14,028	...	1,62,88,25,440**	12,02,88,588
201	House Building Advances- All India Services Officers	February 1985 to Dec. 1998 to March 2003	80,44,702	9,00,000	12,85,022	76,59,680

(a) Details of individual loans are given in the annex of this statement.

\* Misclassification of Rs.59,91,22,419 of 2002-2003 under '104' have been corrected and classified under '103' in 2003-2004.

\*\* Repayment includes Rs.1,27.65 crore of Debt Swap Scheme and 27.31 crore relates to recovery of past loans.

**STATEMENT NO. 17 - Contd.**

Description of Debt	When received	Balance on 1st April 2003	Additions during the year	Discharges during the year	Balance on 31st March 2004
1.	2.	3.	4.	5.	6.
		Rs.	Rs.	Rs.	Rs.
<b>E. Public Debt-Contd.</b>					
<b>6004 Loans and Advances from the Central Government-Contd.</b>					
<b>01 Non-Plan Loans-concltd.</b>					
800 Other Loans					
Other Educational Loans					
National Loan Scholarship Schemes	April 1979 to December 1991	8,000	...	...	8,000
<b>Police-</b>					
Modernisation of Police Force	March 1985 to Nov. 2002	11,85,46,532	...	53,80,596	11,31,65,936
Other Loans	March 1997 to March 1998, July 1998 to March 1999	75,00,000	...	75,00,000	...
<b>Social Security and Welfare Rehabilitation-</b>					
Displaced persons from East Pakistan (Now Bangladesh)	January 1991 to October 1996, March 1999	6,75,440	...	56,450	6,18,990
<b>Relief on account of Natural Calamities</b>					
Flood, Cyclones etc., special Assistance for flood	March 1988 to March 1994	8,19,100	...	80,000	7,39,100
<b>Total 01 Non-Plan Loans</b>		<b>1,88,47,07,802</b>	<b>9,00,000</b>	<b>1,64,31,27,508</b>	<b>24,24,80,294</b>
<b>02 Loans for State Plan schemes</b>					
101 Block Loans	April 1989 to March 2004	4,91,15,24,521	79,38,69,000	38,33,59,838*	5,32,20,33,683
Central Assistance for Non-lapsable Central Pool of Resources	Nov 2002 to March 2004	4,40,06,000	8,59,73,000	15,02,800	12,84,76,200
104 1984-89 State Plan Consolidated Loans					
15 years Consolidated Loans 1990	April 1984 to March 1989	6,54,61,490	...	3,22.83,000	3,31,78,490
<b>Total 02 Loans for State Plan Schemes</b>		<b>502,09,92,011</b>	<b>87,98,42,000</b>	<b>41,71,45,6385</b>	<b>48,36,88,373</b>

\* Repayment includes recovery of Past high cost borrowing loans of Rs.17.14 crores.

**STATEMENT NO. 17 - Contd.**

Description of Debt	When received	Balance on 1st April 2003	Additions during the year	Discharges during the year	Balance on 31st March 2004
1.	2.	3.	4.	5.	6.
		Rs.	Rs.	Rs.	Rs.
<b>E. Public Debt -.Contd.</b>					
<b>6004 Loans and Advances from the Central Government-Contd.</b>					
<b>03 Loans for Central Plan Schemes</b>					
800 Other Loans					
<b>Housing</b>					
Other Housing Schemes	December 1984	16,000	...	2,000	14,000
<b>Soil and Water Conservation-</b>					
Soil and Water Conservation	September 1987 and January 1988 to March 1998, Aug. 1998 to March 1999	28,60,303	...	2,20,145	26,40,158
<b>Co-operation</b>					
Credit Co-operatives	June 1995	2,43,331	...	63,333	1,79,998
Other Co-operation	March 2000	3,34,286	...	40,714	2,93,572
<b>Power</b>					
Transmission and Distribution	March 2001	75,62,000	...	1,99,000	73,63,000
<b>Total 03 Loans for Central Plan Schemes</b>		<b>1,10,15,920</b>	<b>...</b>	<b>5,25,192</b>	<b>1,04,90,728</b>
<b>04 Loans for Centrally Sponsored Plan Schemes</b>					
<b>Urban Development</b>					
<b>Integrated Development of Small and Medium Towns</b>					
800 Other Loans	March 1991 to March 1994 and August 1999	1,15,68,500	...	5,73,750	1,09,94,750
<b>General</b>					
Other Loans	March 1987 to March 1990	40,95,000	...	4,60,000	36,35,000
<b>Crop Husbandry</b>					
Commercial Crop	March 1998 to February 2003	2,82,89,500	...	6,68,750	2,76,20,750
Other Loans	July 2001 to October 2002 May 2003 and January 2004	2,69,26,700	1,59,07,000	8,85,300	4,19,48,400

**STATEMENT NO. 17 - Contd.**

Description of Debt	When received	Balance on 1st April 2003	Additions during the year	Discharges during the year	Balance on 31st March 2004
1.	2.	3.	4.	5.	6.
		Rs.	Rs.	Rs.	Rs..
<b>E.Public Debt-Contd.</b>					
<b>6004 Loans and Advances from the Central Government-Contd.</b>					
<b>04 Loans for Centrally sponsored Plan Schemes-Concltd.</b>					
<b>Soil and Water Conservation</b>					
Soil Conservation	May 1984 to March 1998, June 1998 to March 2000	75,72,974	...	25,39,250	50,33,724
<b>Co-operatives-</b> Credit Co-operatives	March 1987 to March 1998 January 1999	45,64,834	...	5,10,974	40,53,860
Other Co-operative	March 1997 to March 2000	7,02,857	...	2,35,478	4,67,379
<b>Agriculture Credit Stabilisation</b>					
Fund	September 1999	12,50,000	...	...	12,50,000
<b>Minor Irrigation-</b> Other Expenditure Accelerated Irrigation benefit programme	Nov. 1996 & March 1997	3,20,66,250	...	24,00,625	2,96,65,625
<b>Flood Control and Drainage- Anti-Erosion Project-</b>					
Other Loans (Flood control Scheme for Tripura)	March 1997	18,00,000	...	4,40,000	13,60,000
<b>Village and Small Industries-</b>					
Small Scale Industries	April 1984 to March 1993	17,591	...	12,587	5,004
Handloom Industries	September 1987 to October 1994 and March 1998, September 1999 and January 2001	12,71,303	...	3,78,267	8,93,036
<b>Civil Supplies-</b> Other Loans	March 1993 to June 1994 and Feb 1998, March '99	6,00,000	...	6,00,000	...
<b>Roads and Bridges</b>					
<b>Roads of Inter State or Economic Importance</b>					
Roads Works	March 2000	52,12,500	...	1,37,500	50,75,000
Capital Outlay on N.E. Areas					
Other Loans	March 2001	13,29,000	...	4,43,000	8,86,000
<b>Total 04 Loans for Centrally Sponsored Plan-Schemes</b>		<b>12,72,67,009</b>	<b>1,59,07,000</b>	<b>1,02,85,481</b>	<b>13,28,88,528</b>
<b>05 Loans for Special Schemes-</b>					
101 Schemes for North Eastern Council	April 1984 to March 2004	18,66,48,567	2,58,67,600	1,17,19,497	20,07,96,670
102 Development of Border Areas	March 1991 to March 1993	2,93,336	...	80,000	2,13,336
<b>Total 05 Loans for Special Schemes</b>		<b>18,69,41,903</b>	<b>2,58,67,600</b>	<b>1,17,99,497</b>	<b>20,10,10,006</b>

**STATEMENT NO. 17 - Contd.**

Description of Debt	When received	Balance on 1st April 2003	Additions during the year	Discharges during the year	Balance on 31st March 2004
1.	2.	3.	4.	5.	6.
		Rs.	Rs.	Rs.	Rs..
<b>E Public Debt- Concl.</b>					
<b>6004 Loans and Advances from the Central Government- Concl.</b>					
<b>06 Ways and Means Advances</b>					
102 Ways and Means Advances towards expenditure on upgradation of standards of Administration	July 1985 to February 1988, March 1990 ,May 1991 and May 1992	1,41,50,000	...	...	1,41,50,000
<b>Total 06 Ways and Means Advances</b>		<b>1,41,50,000</b>	...	...	<b>1,41,50,000</b>
<b>07 Pre-1984-85 Loans</b>					
101 Rehabilitation of Displaced persons , Repatriates etc.	Setpember 1984 to March 1987	18,02,581	...	...	18,02,581
102 National Loans Scholarships Scheme	September 1974 to March 1979	2,30,647	...	...	2,30,647
105 Small Savings Loans	March 1972 to March 1979	37,860	...	37,860	...
106 Pre-1979-80 consolidated Loans for Productive and semi-productive - purposes					
Loans for Semi-productive purposes repayable over 30 years from 1979-80	July 1963 to March 1979	2,34,10,202	...	38,43,000	1,95,67,202
108 1979-84 Consolidated Loans					
Loans repayable annually over 25 years	April 1979 to March 1988 and April 1988	2,46,56,976	...	90,00,000	1,56,56,976
109 Rehabilitation of Gold Smiths	September 1974 to March 1979	35,870	...	...	35,870
800 Other Loans	May 1972 to March 1988 and March 1990	6,03,134	...	...	6,03,134
<b>Total 07 Pre 1984-85 Loans</b>		<b>5,07,77,270</b>	...	<b>1,28,80,860</b>	<b>3,78,96,410</b>
<b>Total 6004</b>		<b>729,58,51,915</b>	<b>92,25,16,600</b>	<b>2,09,57,64,176</b>	<b>6,12,26,04,339</b>
<b>Total E. Public Debt</b>		<b>1671,79,16,842</b>	<b>468,12,34,260</b>	<b>313,66,94,755</b>	<b>18,26,24,56,347</b>

**STATEMENT NO. 17 - Concl'd.**

Description of Debt		Balance on 1st April 2003	Additions during the year	Discharges during the year	Balance on 31st March 2004
1.	2.	3.	4.	5.	6.
		Rs.	Rs.	Rs.	Rs..
<b>I</b>	<b>Small Savings, Provident Funds, etc.-</b>				
(a)	<b>National Small Savings Fund</b>				
8007	Investments of National Small Savings Fund	Cr. 4,29,83,98,079	1,56,60,34,780	849,00,000	Cr. 577,95,32,859
	<b>Total (a) National Small Savings Fund</b>	<b>Cr. 4,29,83,98,079</b>	<b>1,56,60,34,780</b>	<b>8,49,00,000</b>	<b>Cr. 577,95,32,859</b>
(b)	<b>Provident Funds</b>				
8009	<b>State Provident Funds</b>				
01	<b>Civil</b>				
101	General Provident Funds	Cr. 9,55,98,52,689	3,65,85,06,932	2,58,06,85,989	Cr.1063,76,73,632
102	Contributory Provident Fund	Cr. 25,86,621	2,04,334	2,50,000	Cr.25,40,955
104	All India Services Provident Fund	Cr. 3,03,78,378	60,85,940	47,08,434	Cr.3,17,55,884
	<b>Total 01</b>	<b>Cr. 9,59,28,17,688</b>	<b>3,66,47,97,206</b>	<b>2,58,56,44,423</b>	<b>Cr.1067,19,70,471</b>
60	<b>Other Provident Funds</b>				
101	Workmen's Contributory Provident Fund	Cr. 15,51,740	...	...	Cr.15,51,740
	<b>Total 60</b>	<b>Cr. 15,51,740</b>	<b>...</b>	<b>...</b>	<b>Cr. 15,51,740</b>
	<b>Total 8009</b>	<b>Cr. 9,59,43,69,428</b>	<b>3,66,47,97,206</b>	<b>2,58,56,44,423</b>	<b>Cr.1067,35,22,211</b>
	<b>Total (b) Provident Funds</b>	<b>Cr. 9,59,43,69,428</b>	<b>3,66,47,97,206</b>	<b>2,58,56,44,423</b>	<b>Cr. 1067,35,22,211</b>
(c)	<b>Other Accounts</b>				
8011	<b>Insurance and Pension Funds</b>				
105	State Government Insurance Fund	Cr. 17,15,08,567	3,38,06,523	4,26,02,998	Cr.16,27,12,092
	<b>Total 8011 Insurance and Pension Fund</b>	<b>Cr. 17,15,08,567</b>	<b>3,38,06,523</b>	<b>4,26,02,998</b>	<b>Cr.16,27,12,092</b>
	<b>Total (c) Other Accounts</b>	<b>Cr. 17,15,08,567</b>	<b>3,38,06,523</b>	<b>4,26,02,998</b>	<b>Cr.16,27,12,092</b>
	<b>Total I Small Savings , Provident Funds, etc.</b>	<b>Cr. 14,06,42,76,074</b>	<b>5,26,46,38,509</b>	<b>271,31,47,421</b>	<b>Cr.1661,57,67,162</b>
	<b>GRAND TOTAL</b>	<b>Cr. 30,78,21,92,916</b>	<b>9,94,58,72,769</b>	<b>5,84,98,42,176</b>	<b>Cr.3487,82,23,509</b>

## ANNEX TO THE STATEMENT NO. 17

Description of Debt	When received	Balance on 1st April 2003	Additions during the year	Discharges during the year	Balance on 31st March 2004
		Rs.	Rs.	Rs.	Rs.
<b>E. Public Debt</b>					
<b>6003 Internal Debt of the State</b>					
<b>Government</b>					
<b>101 Market Loans bearing Interest</b>					
11% Tripura State Development Loan, 2002	August 1987	35,000	...	...	35,000
11.50% Tripura State Development Loan, 2008	September 1988	10,54,00,000	...	...	10,54,00,000
11.50% Tripura State Development Loan, 2009	September 1989	12,93,00,000	...	...	12,93,00,000
11.50% Tripura State Development Loan, 2010	July 1990	12,84,00,000	...	...	12,84,00,000
11.50% Tripura State Development Loan, 2011	July 1991	5,08,00,000	...	...	5,08,00,000
12% Tripura State Development Loan, 2011	October 1991	8,49,00,000	...	...	8,49,00,000
12% Tripura State Development Loan, 2011	March 1992	3,00,00,000	...	...	3,00,00,000
13% Tripura State Development Loan, 2007	July/August 1992	19,12,10,000	...	...	19,12,10,000
13.50% Tripura State Development Loan, 2003	May 1993 and September 1993	19,66,00,000	...	19,66,00,000	...
12.50% Tripura State Development Loan, 2004	April 1994	17,92,00,000	...	...	17,92,00,000
14% Tripura State Development Loan, 2005	May 1995	17,92,00,000	...	...	17,92,00,000
13.85% Tripura State Development Loan 2006	May 1996	17,92,00,000	...	...	17,92,00,000
13.75% Tripura State Development Loan 2007	January 1997	1,79,00,000	...	...	1,79,00,000
13.05% Tripura State Development Loan 2007	May 1997	26,37,00,000	...	...	26,37,00,000
12.15% Tripura State Development Loan 2008	April 1998	25,00,00,000	...	...	25,00,00,000
12.50% Tripura State Development Loan 2008	October 1998	42,43,00,000	...	...	42,43,00,000
11.85% Tripura State Development Loan 2009	September 1999	46,92,00,000	...	...	46,92,00,000
12.25% Tripura State Development Loan 2009	April 1999	36,13,00,000	...	...	36,13,00,000
10.52% Tripura State Development Loan 2010	April 2000	50,00,00,000	...	...	50,00,00,000
10.82% Tripura State Development Loan 2011	January 2001	29,95,00,000	...	...	29,95,00,000
10.35% Tripura State Development Loan 2011	May 2001	30,00,00,000	...	...	30,00,00,000
9.45% Tripura State Development Loan 2011	October 2001	27,00,00,000	...	...	27,00,00,000
7.80% TS.D. Loan 2012 (I)	June 2002	25,34,09,793	...	...	25,34,09,793

## Annex to the Statement No. 17 – Contd.

Description of Debt	When received	Balance on 1st April 2003	Additions during the year	Discharges during the year	Balance on 31st March 2004
		Rs.	Rs.	Rs.	Rs.
<b>E. Public Debt-Contd.</b>					
<b>6003 Internal Debt of the State Government-Contd.</b>					
<b>101 Market Loans bearing Interest- Concl'd.</b>					
7.80% TS.D. Loan 2012 (II)	August 2002	34,92,00,000	...	...	34,92,00,000
6.80% TS.D. Loan 2012	December 2002	24,19,20,000	...	...	24,19,20,000
6.95% TS.D. Loan 2013	February 2003	20,00,00,000	...	...	20,00,00,000
6.75% TS.D. Loan 2013	March 2003	17,00,07,500	(-)7500	...	17,00,00,000
6.40% Tripura State Development Loans, 2013	May 2003	...	39,42,00,000	...	39,42,00,000
6.35% Tripura State Development Loans, 2013	June 2003	...	17,85,00,000	...	17,85,00,000
6.20% Tripura State Development Loans, 2013	July 2003	...	20,40,12,000	...	20,40,12,000
6.20% Tripura State Development Loans, 2015	August 2003	...	20,40,45,000	...	20,40,45,000
5.85% Tripura State Development Loans, 2015	October 2003	...	61,92,68,000	...	61,92,68,000
5.90% Tripura State Development Loans, 2017	January 2004	...	56,00,00,000	...	56,00,00,000
5.85% Tripura State Development Loans, 2015	February 2004	...	13,00,00,000	...	13,00,00,000
8.50% Tax free Government of Tripura, Special Bonds Power	September 2003	...	63,50,80,000	...	63,50,80,000
<b>TOTAL 101 Market Loans bearing interest</b>		<b>582,46,82,293</b>	<b>292,50,97,500</b>	<b>19,66,00,000</b>	<b>855,31,79,793</b>
<b>101 Market Loans not bearing interest</b>					
6.3/4 % Tripura State Development Loan, 1992	September 1980	4,85,000	...	...	4,85,000
6% Tripura State Development Loan, 1986	September 1976	17,30,100	...	...	17,30,100
6% Tripura State Development Loan 1987	September 1977	12,400	...	...	12,400
7.5% Tripura State Development Loan 1997	October 1982	30,000	...	...	30,000
<b>TOTAL 101 Market Loans not bearing interest</b>		<b>22,57,500</b>	...	...	<b>22,57,500</b>



## Annex to the Statement No. 17 – Concl'd.

Description of Debt	When received	Balance on 1st April 2003	Additions during the year	Discharges during the year	Balance on 31st March 2004
		Rs.	Rs.	Rs.	Rs.
<b>E. Public Debt-Concl'd.</b>					
<b>6003 Internal Debt of the State Government-Concl'd.</b>					
<b>109 Loans from other Institutions</b>					
(i) Loans from Rural Electrification Corporation	March 1976 to March 2001	62,62,71,509	6,16,000	6,65,09,581	56,03,77,928
(ii) Loans from National Insurance Corporation	April 1982 to June 1986	1,84,19,491	...	...	1,84,19,491
(iii) Loans from HUDCO	January 1992 to March 1993	10,06,67,000	...	5,25,665	10,01,41,335
(iv) Loans from I.F.C.I.		(-)72,00,000(a)	...	...	(-)72,00,000
(v) Loans from I.C.I.C.I.		(-)55,23,000(a)	...	...	(-)55,23,000
(vi) Loans from U.B.I.		(-)1,34,00,000(a)	...	...	(-)1,34,00,000
(vii) Loans from U.C.O. Bank		(-)77,00,000(a)	...	...	(-)77,00,000
(viii) Loans from Indian Bank		(-)1,20,00,000(a)	...	...	(-)1,20,00,000
(ix) Loans from Bank of Baroda		(-)54,55,000(a)	...	...	(-)54,55,000
(x) Loans from I.D.B.I		(-)1,63,88,000(a)	...	...	(-)1,63,88,000
(xi) Loans from Jute Corporation of India		(-)80,00,000(a)	...	...	(-)80,00,000
<b>TOTAL 109</b>		<b>66,96,92,000</b>	<b>6,16,000</b>	<b>6,70,35,246</b>	<b>60,32,72,754</b>

(a) The matter of minus balance has already been taken up with the State Government (21.09.2001); the reply has not yet been furnished (September 2004).

**STATEMENT NO. 18-DETAILED STATEMENT OF LOANS AND  
ADVANCES BY GOVERNMENT**

Head of Accounts	Balance on 1st April 2003	Amount Advanced during the year	Total	Amount repaid during the year	Balance on 31st March 2004	Interest received and cre- dited to Revenue
1.	2.	3.	4.	5.	6.	7.
	Rs.	Rs.	Rs.	Rs.	Rs.	Rs.
<b>F. Loans and Advances</b>						
<b>(i) Loans for Social Services</b>						
<b>(a) Education, Sports, Art and Culture</b>						
<b>6202 Loans for Education, Sports, Art and Culture</b>						
<b>01 General Education</b>						
800 Other Loans	80,390	...	80,390	...	80,390	...
<b>Total 6202</b>	<b>80,390</b>	...	<b>80,390</b>	...	<b>80,390</b>	...
<b>Total (a) Education, Sports, Art and Culture</b>	<b>80,390</b>	...	<b>80,390</b>	...	<b>80,390</b>	...
<b>(c) Water Supply, Sanitation, Housing and Urban Development</b>						
<b>6216 Loans for Housing</b>						
<b>80 General</b>						
800 Other Loans						
Economically Weaker Section of the Society	4,05,10,987	...	4,05,10,987	10,02,712	3,95,08,275	...
Lower Income Group Housing Scheme	4,78,47,811	...	4,78,47,811	5,12,529	4,73,35,282	...
Loans from HUDCO	63,05,281	...	63,05,281	7,44,061	55,61,220	...
<b>Total 6216</b>	<b>9,46,64,079</b>	...	<b>9,46,64,079</b>	<b>22,59,302</b>	<b>9,24,04,777</b>	...
<b>Total (c) Water Supply, Sanitation , Housing and Urban Development</b>	<b>9,46,64,079</b>	...	<b>9,46,64,079</b>	<b>22,59,302</b>	<b>9,24,04,777</b>	...
<b>(g) Social Welfare and Nutrition</b>						
<b>6235 Loans for Social Security and Welfare</b>						
<b>01 Rehabilitation</b>						
200 Other relief measures	5,65,74,911	...	5,65,74,911	...	5,65,74,911	...
202 Other rehabilitation schemes	4,55,70,571	...	4,55,70,571	...	4,55,70,571	...
<b>Total 6235</b>	<b>10,21,45,482</b>	...	<b>10,21,45,482</b>	...	<b>10,21,45,482</b>	...
<b>Total (g) Social Welfare and Nutrition</b>	<b>10,21,45,482</b>	...	<b>10,21,45,482</b>	...	<b>10,21,45,482</b>	...

**STATEMENT NO. 18-Contd.**

Head of Accounts	Balance on 1st April 2003	Amount Advanced during the year	Total	Amount repaid during the year	Balance on 31st March 2004	Interest received and cre- dited to Revenue
1.	2.	3.	4.	5.	6.	7.
	Rs.	Rs.	Rs.	Rs.	Rs.	Rs.
<b>F. Loans and Advances-Contd.</b>						
<b>(i) Loan for Social Services-Concltd.</b>						
<b>(h) Others</b>						
<b>6245 Loans for Relief on account of Natural Calamities</b>						
<b>01 Drought</b>						
800 Other Loans	10,52,657	...	10,52,657	...	10,52,657	...
<b>Total 6245</b>	<b>10,52,657</b>	...	<b>10,52,657</b>	...	<b>10,52,657</b>	...
<b>6250 Loans for Other Social Services</b>						
<b>60 Others</b>						
201 Labour	11,27,701	...	11,27,701	...	11,27,701	...
800 Other Loans	2,09,234	...	2,09,234	...	2,09,234	...
<b>Total 6250</b>	<b>13,36,935</b>	...	<b>13,36,935</b>	...	<b>13,36,935</b>	...
<b>Total (h) Others</b>	<b>23,89,592</b>	...	<b>23,89,592</b>	...	<b>23,89,592</b>	...
<b>Total (i) Loans for Social Services</b>	<b>19,92,79,543</b>	...	<b>19,92,79,543</b>	<b>22,59,302</b>	<b>19,70,20,241</b>	...
<b>(ii) Loans for Economic Services</b>						
<b>(a) Loans for Agriculture and Allied Activities</b>						
<b>6401 Loans for Crop Husbandry</b>						
106 High Yielding Varieties Programmes	15,07,332	...	15,07,332	...	15,07,332	...
119 Horticulture and Vegetable Crops	12,62,284	...	12,62,284	...	12,62,284	...
800 Other Loans	60,368	...	60,368	...	60,368	...
<b>Total 6401</b>	<b>28,29,984</b>	...	<b>28,29,984</b>	...	<b>28,29,984</b>	...
<b>6405 Loans for Fisheries</b>						
800 Other Loans	14,51,197	...	14,51,197	...	14,51,197	...
<b>Total 6405</b>	<b>14,51,197</b>	...	<b>14,51,197</b>	...	<b>14,51,197</b>	...
<b>6408 Loans for Food Storage and Warehousing</b>						
<b>01 Food</b>						
101 Procurement and Supply	5,00,000	...	5,00,000	18,454	4,81,546	...
<b>02 Storage and Warehousing</b>						
800 Other Loans	1,76,964	...	1,76,964	...	1,76,964	...
<b>Total 6408</b>	<b>6,76,964</b>	...	<b>6,76,964</b>	<b>18,454</b>	<b>6,58,510</b>	...

**STATEMENT NO. 18-Contd.**

Head of Accounts	Balance on 1st April 2003	Amount Advanced during the year	Total	Amount repaid during the year	Balance on 31st March 2004	Interest received and cre- dited to Revenue
1.	2.	3.	4.	5.	6.	7.
	Rs.	Rs.	Rs.	Rs.	Rs.	Rs.
<b>F. Loans and Advances-Contd.</b>						
<b>(ii) Loans for Economic Services-Contd.</b>						
<b>(a) Loans for Agriculture and Allied Activities-Concltd.</b>						
<b>6425 Loans for Co-operation</b>						
106 Loans to Multipurpose Rural Co-operatives	39,09,658	...	39,09,658	7,26,062	31,83,596	...
107 Loans to credit Co-operatives	2,96,07,395	9,80,000	3,05,87,395	300	3,05,87,095	...
108 Loans to other Co-operatives	6,93,16,136	45,20,000	7,38,36,136	2,96,902	7,35,39,234	...
<b>Total 6425</b>	<b>10,28,33,189</b>	<b>55,00,000</b>	<b>10,83,33,189</b>	<b>10,23,264</b>	<b>10,73,09,925</b>	...
<b>Total (a) Loans for Agriculture and Allied Activities</b>	<b>10,77,91,334</b>	<b>55,00,000</b>	<b>11,32,91,334</b>	<b>10,41,718</b>	<b>11,22,49,616</b>	...
<b>(b) Loans for Rural Development</b>						
<b>6515 Loans for Other Rural Development Programmes</b>						
102 Community Development	39,72,373	...	39,72,373	...	39,72,373	...
<b>Total 6515</b>	<b>39,72,373</b>	...	<b>39,72,373</b>	...	<b>39,72,373</b>	...
<b>Total (b) Loans for Rural Development</b>	<b>39,72,373</b>		<b>39,72,373</b>	...	<b>39,72,373</b>	...
<b>(f) Loans for Industry and Minerals</b>						
<b>6851 Loans for Village and Small Industries</b>						
102 Small Scale Industries	1,51,48,243	...	1,51,48,243	2,22,591	1,49,25,652	...
103 Handloom Industries	1,89,78,544	...	1,89,78,544	...	1,89,78,544	...
104 Handicraft Industries	5,000	...	5,000	...	5,000	...
200 Other Village Industries	15,02,779	...	15,02,779	5,200	14,97,579	...
<b>Total 6851</b>	<b>3,56,34,566</b>	...	<b>3,56,34,566</b>	<b>2,27,791</b>	<b>3,54,06,775</b>	...
<b>Total (f) Loans for Industry and Minerals</b>	<b>3,56,34,566</b>	...	<b>3,56,34,566</b>	<b>2,27,791</b>	<b>3,54,06,775</b>	...

**STATEMENT NO. 18-Contd.**

Head of Accounts	Balance on 1st April 2003	Amount Advanced during the year	Total	Amount repaid during the year	Balance on 31st March 2004	Interest received and cre- dited to Revenue
1.	2.	3.	4.	5.	6.	7.
	Rs.	Rs.	Rs.	Rs.	Rs.	Rs.
<b>F. Loans and Advances-concltd.</b>						
(ii) Loans for Economic Services-concltd.						
(g) Loans for Transport						
<b>7055 Loans for Road Transport</b>						
800 Other Loans	15,00,000	...	15,00,000	...	15,00,000	...
<b>Total 7055</b>	<b>15,00,000</b>	<b>...</b>	<b>15,00,000</b>	<b>...</b>	<b>15,00,000</b>	<b>...</b>
<b>Total (g) Loans for Transport</b>	<b>15,00,000</b>	<b>...</b>	<b>15,00,000</b>	<b>...</b>	<b>15,00,000</b>	<b>...</b>
<b>Total (ii) Loans for Economic Services</b>	<b>14,88,98,273</b>	<b>55,00,000</b>	<b>15,43,98,273</b>	<b>12,69,509</b>	<b>15,31,28,764</b>	<b>...</b>
(iii) Loans to Government Servants						
<b>7610 Loans to Government Servants etc.</b>						
201 House Building Advances	14,28,26,530	3,45,16,128	17,73,42,658	2,11,48,068	15,61,94,590	...
202 Advances for purchase of Motor Conveyances	1,69,73,027	30,55,259	2,00,28,286	52,87,264	1,47,41,022	...
203 Advances for purchase of other conveyances	1,18,17,222	3,17,250	1,21,34,472	1,22,493	1,20,11,979	...
204 Advances for purchase of Computers	2,36,64,512	1,19,22,620	3,55,87,132	65,45,382	2,90,41,750	...
800 Other Advances	7,98,17,538	50,19,503	8,48,37,041	2,85,086	8,45,51,955	...
<b>Total 7610</b>	<b>27,50,98,829</b>	<b>5,48,30,760</b>	<b>32,99,29,589</b>	<b>3,33,88,293</b>	<b>29,65,41,296</b>	<b>...</b>
<b>Total (iii) Loans to Government Servants</b>	<b>27,50,98,829</b>	<b>5,48,30,760</b>	<b>32,99,29,589</b>	<b>3,33,88,293</b>	<b>29,65,41,296</b>	<b>...</b>
(iv) Loans for Miscellaneous Purposes						
<b>7615 Miscellaneous Loans</b>						
200 Miscellaneous loans	31,01,731	...	31,01,731	...	31,01,731	...
<b>Total 7615</b>	<b>31,01,731</b>	<b>...</b>	<b>31,01,731</b>	<b>...</b>	<b>31,01,731</b>	<b>...</b>
<b>Total (iv) Loans for Miscellaneous Purposes</b>	<b>31,01,731</b>	<b>...</b>	<b>31,01,731</b>	<b>...</b>	<b>31,01,731</b>	<b>...</b>
<b>Total F Loans and Advances</b>	<b>62,63,78,376</b>	<b>6,03,30,760</b>	<b>68,67,09,136</b>	<b>3,69,17,104</b>	<b>64,97,92,032</b>	<b>...</b>

## STATEMENT NO. 18 -Concl.

Details of Loans Advanced during the year 2003-2004 for Plan purposes are given below:

Head of Account	Amount Rs.
<b>6425 Loans for Co-operation-</b>	
107 Loans to credit Co-operatives	9,80,000
108 Loans to other Co-operatives	45,20,000
<b>7610 Loans to Government Servants etc.</b>	
201 House Building Advance	3,45,16,128
202 Advances for purchase of Motor Conveyance	30,55,259
203 Advances for purchases of other conveyance	3,17,250
204 Advances for Purchase of Computer	1,19,22,620
800 Other Advances	50,19,503
<b>TOTAL</b>	<b>6,03,30,760</b>

**STATEMENT NO. 19 – STATEMENT SHOWING THE DETAILS OF EARMARKED BALANCES**

Name of Reserve Fund or Deposit Account	<u>Balance on 1<sup>st</sup> April 2003</u>			<u>Balance on 31st March 2004</u>		
	Cash	Investment	Total	Cash	Investment	Total
	Rs.	Rs.	Rs.	Rs.	Rs.	Rs.

**NIL \***

---

\* No earmarking of Fund has been made in Tripura State.

**APPENDIX NO. - I**  
**(REFERRED TO STATEMENT NO. 12)**

**STATEMENT SHOWING GRANTS-IN-AID GIVEN BY THE GOVERNMENT OF TRIPURA TO LOCAL BODIES DURING THE YEAR 2003-2004.**  
**(AS PER INFORMATION FURNISHED BY THE STATE GOVERNMENT).**

Heads and Descriptions	Actual for the year ( In lakh of Rupees)			Recipient Agency	Amount received during the year ( In lakh of Rupees)			Details of Assets created	Amount ( In lakh of Rupees)
	Plan	Non-Plan	Total		Plan	Non-Plan	Total		
2217-01-191-48-01	70.00	0	70.00	Dharmanagar Nagar Panchayat	70.00	0	70.00	Construction of gutted bazar completed and desilting of ponds near DN Vidyamandir completed.	70.00
2217-01-191-48-01	5.00	0	5.00	Kailashahar Nagar Panchayat	5.00	0	5.00	Renovation of Katal Dighi and Kali Dighi completed.	5.00
2217-01-191-48-01	17.00	0	17.00	Kamalpur Nagar Panchayat	17.00	0	17.00	Extension of Street light at Kamalpur N.P. completed. Development of Kamalpur Bus Stand and Dumping ground completed.	17.00
2217-01-191-48-01	11.82	0	11.82	Sabroom Nagar Panchayat	11.82	0	11.82	Construction of Youth Hostel at Sabroom Completed.	11.82
2217-01-191-48-01	21.79	0	21.79	Belonia Nagar Panchayat	21.79	0	21.79	Improvement of Kalinagar Bus Stand completed and development of Belonia sanitation , bus shed, market- completed.	21.79
3604-00-800-32-14-31	4,88.10	0	4,88.10	Agartala Municipal Council	4,88.10	0	4,88.10	1.Road-2716 mtr. 2. Drain-2178 Mtr. 3. Dustbins- 17 Nos.	4,88.10
	27.50	0	27.50	Dharmanagar Nagar Panchayat	27.50	0	27.50	1. Road- 840 mtrs. 2. Drain- 713 mtrs. 3. L.C.S.- 214 nos.4. Tube Well-10 Nos. 5 Ring Well- 1 No.	27.50
	24.50	0	24.50	Kailashahar Nagar Panchayat	24.50	0	24.50	1. L.C.S.- 200 Nos. 2. Development of College Stadium- 1 No. 3. Tube Well- 28 Nos. 4. Construction of School Building for children- 1No.	24.50
	20.00	0	20.00	Kumarghat Nagar Panchayat	20.00	0	20.00	1. Stall- 13 Nos. 2 Sanitary Well- 2 Nos. 3. Ring Well- 2 Nos. 4. Road- 0.75 Kms. 5. Drain - 1.2 Km 6. Dustbin- 5 Nos. 7. Toilet Complex- 1No.	20.00
	34.50	0	34.50	Kamalpur Nagar Panchayat	34.50	0	34.50	1. Drain- 1 Km. 2. Bandh 1 Km. 3. Mark-II Tube Well- 4 Nos. 4. Office Building 1st Floor completed. 5. Katcha Road- 2.5 Km. 6. Retaining Wall- 200 sqr. mtrs.	34.50



**APPENDIX NO. - I**  
**(REFERRED TO STATEMENT NO. 12)**

**STATEMENT SHOWING GRANTS-IN-AID GIVEN BY THE GOVERNMENT OF TRIPURA TO LOCAL BODIES DURING THE YEAR 2003-2004 Contd.**

Heads and Descriptions	Actual for the year ( In lakh of Rupees)			Recipient Agency	Amount received during the year ( In lakh of Rupees)			Details of Assets created	Amount ( In lakh of Rupees)
	Plan	Non-Plan	Total		Plan	Non-Plan	Total		
3604-00-800-32-14-31	24.00	0	24.00	Khowai Nagar Panchayat	24.00	0	24.00	1. Market Stall-78 Nos. 2. Road 45 Mtr. 3 L.C.S.- 200 Nos. 4. Mark-II Tube Well-8 Nos. 5. Banana Shed- 1No. 6. Vegetable Shed- 1No. 7. Urinal Point- 3 Nos.	24.00
	20.00	0	20.00	Teliamura Nagar Panchayat	20.00	0	20.00	1. Pacca Drain- 435 mtrs. 2. Brick Soling Road-428 Mtr. 3. L.C.S.-94 Nos	20.00
	23.00	0	23.00	Ranirbazar Nagar Panchayat	23.00	0	23.00	1.Community Latrine-1 No. 2. Fire Service Station-1 No. 3. School Building- 1No. 4. Office Building- 1No. 5.Road 0.15Km. 6. Pacca Road side drain -100 Mtrs. 7. Shallow Tube Well- 12 Nos.	23.00
	24.00	0	24.00	Sonamura Nagar Panchayat	24.00	0	24.00	1. Water Reservoir- 2 Nos. 2. Ghatla - 1 No. 3. Road 165 Mtr.	24.00
	27.50	0	27.50	Udaipur Nagar Panchayat	27.50	0	27.50	1. Road 430 Mtr. 2 Drain- 205 Mtr.	27.50
	23.00	0	23.00	Amarpur Nagar Panchayat	23.00	0	23.00	1. Children Park- 1 No. 2. Gallery- 80 mtrs. 3. Road-500 mtrs. 4. Retaining Wall- 80 mtrs. 5. Drain- 100 mtr.	23.00
	24.00	0	24.00	Sabroom Nagar Panchayat	24.00	0	24.00	1. Motor Stand- 1 No. 2. Retaining Wall for town- 20mtr. 3. Baker Stall-6 Nos. 4. Park Development- 2 No. 5. Tube Well- 3 Nos.	24.00
	26.97	0	26.97	Belonia Nagar Panchayat	26.97	0	26.97	1. Stall-52 Nos. 2. Information Centre- 1No. 3. School Ghar- 1 No. 4. Pacca Drain- 700 Mtrs.	26.97
<b>TOTAL</b>	<b>9,12.68</b>	<b>0</b>	<b>9,12.68</b>		<b>9,12.68</b>	<b>0</b>	<b>9,12.68</b>		<b>9,12.68</b>

**APPENDIX NO. - I**  
**(REFERRED TO STATEMENT NO. 12)**

**STATEMENT SHOWING GRANTS-IN-AID GIVEN BY THE GOVERNMENT OF TRIPURA TO LOCAL BODIES DURING THE YEAR 2003-2004 Contd.**

Heads and Descriptions	Actual for the year ( In lakh of Rupees)			Recipient Agency	Amount received during the year ( In lakh of Rupees)			Details of Assets created	Amount ( In lakh of Rupees)
	Plan	Non-Plan	Total		Plan	Non-Plan	Total		
2515-00-101-99-54-31	17,51.55	0	17,51.55	Panchayati Raj Institutions & A.D.C. Areas.	17,51.55	0	17,51.55	1. Mandays Generated 11.01.574 Nos.	52,75.59
3604-00-101-59-02-46	46.46	0	46.46		2. Horti/Forest Plantation 936.62 Hec				
3604-00-108-59-02-46	3,12.57	0	3,12.57		3. Agri / Vegetable cultivation 2424.46 Hec				
3604-00-200-59-02-46	17,12.53	0	17,12.53		4. Water harvesting structure 1485 Nos				
					5. Land reclamation/soil Conservation/Waste land development 326.92 Hec				
2515-00-101-99-54-31	4,94.46	0	4,94.46		6. Agri Implementation Units. Spray Machine Power Tiller etc. 731 Nos				
					7. Irrigation Units. Pump Set. Overflow. Shallow tube well etc. 374 Nos				
2515-00-101-99-54-31	9,58.02	0	9,58.02		8. Animal Resource Dev. Units. Goatery. Duckery. Poultry etc. 7292 Units				
					9. Self employment and other productive works 9660 Units				
					10. Nursery 29.43 Hec				
					11. Irrigation Channel 392.30 Km.				
					12. Maintenance of assets viz. Repairing of Schools/ICDS/Anganawadi Centre/Health Centre /VLW Stores/Fishery Office etc. 504 Units				
<b>TOTAL</b>	<b>52,75.59</b>	<b>0</b>	<b>52,75.59</b>		<b>52,75.59</b>	<b>0</b>	<b>52,75.59</b>		<b>52,75.59</b>

**APPENDIX NO. - I**  
**(REFERRED TO STATEMENT NO. 12)**

**STATEMENT SHOWING GRANTS-IN-AID GIVEN BY THE GOVERNMENT OF TRIPURA TO LOCAL BODIES DURING THE YEAR 2003-2004 Concl'd.**

Heads and Descriptions	Actual for the year ( In lakh of Rupees)			Recipient Agency	Amount received during the year ( In lakh of Rupees)			Details of Assets created	Amount ( In lakh of Rupees)
	Plan	Non- Plan	Total		Plan	Non- Plan	Total		
2225-02-800-34-14-47	23,52.79	-	23,52.79	TTAADC	23,52.79	-	23,52.79	- do -	- do -
2225-02-800-34-14-47	1,05.00	-	1,05.00		1,05.00	-	1,05.00	- do -	- do -
3604-00-101-34-14-16	60.98	-	60.98		60.98	-	60.98	- do -	- do -
3604-00-108-34-14-17	4,30.48	-	4,30.48		4,30.48	-	4,30.48	- do -	- do -
3604-00-200-34-01-19	29.95	-	29.95		29.95	-	29.95	- do -	- do -
3604-00-200-34-01-20	3,96.11	-	3,96.11		3,96.11	-	3,96.11	- do -	- do -
<b>TOTAL</b>	<b>33,75.31</b>	<b>-</b>	<b>33,75.31</b>			<b>33,75.31</b>	<b>-</b>	<b>33,75.31</b>	- do -
<b>GRAND TOTAL</b>	<b>95,63.58</b>		<b>95,63.58</b>		<b>95,63.58</b>		<b>95,63.58</b>	- do -	<b>95,63.85</b>

\*TTAADC= TRIPURA TRIBAL AREA AUTONOMOUS DISTRICT COUNCIL

**APPENDIX NO. - II**  
**(REFERRED TO STATEMENT NO. 13) ADDITIONAL FINANCIAL STATEMENT**

**STATEMENT OF COMMITMENTS-LIST OF INCOMPLETE CAPITAL WORKS COSTING**  
**Rs. 25 LAKH AND ABOVE UPTO 31.03.2004**

<b>Sl. No.</b>	<b>Name of Project</b>	<b>Cost of Works and Sanction Order No.</b>	<b>Date of Commencement</b>	<b>Target Date of Completion</b>	<b>Revised Cost, if any</b>	<b>Expenditure upto 3/2004</b>	<b>Remarks</b>
<b>1</b>	<b>2.</b>	<b>3.</b>	<b>4.</b>	<b>5.</b>	<b>6.</b>	<b>7.</b>	<b>8.</b>
1.	<b>Building Works</b> Construction of 50 (fifty) seated Hostel attached to Jalabassa High School at Dharmanagar. Agreement no.06/CE/2002-03. 4216- Housing 4216- 01- 106- 119- 14- 46 School Education.	Rs.26,01,115/- F.21(11)- PWD(NIL)/2020(S) dt. 22-10-2002.	04-04-2003	03-12-2004	NIL	Rs.6,22,151/-	---
2.	Construction of 90 seated Hostel Building to Pratyekroy H.S School under Dharmanagar sub-division 4202- Education 4202-01-201-56-14-53.	Rs.37,53,762/- No.F.21(11)-PWD (W)/2000 dt. 22-10-2002.	11-10-2002	10-03-2004	NIL	Rs.7,98,980/-	---
3.	Construction of Staff Quarter under Police Housing for Churaibari P.S./SH construction of 2(two) nos. type-III quarter (one twin) single storied with double storied provision/SH construction of 8 (eight) nos. type-II quarter (two) twin double storied building i/e Water Supply Sanitary installation etc. (Gr.II). M/H- 4216 Housing (Police) 4216-01-106-119-04-46.	Rs.27,85,968/- No. F.24-105/EE/ 5418-32 dt. 3-7-2002.	18-07-2002	17-01-2003	NIL	Rs.5,72,453/-	---

Sl. No.	Name of Project	Cost of Works and Sanction Order No.	Date of Commencement	Target Date of Completion	Revised Cost, if any	Expenditure upto 3/2004	Remarks
1	2.	3.	4.	5.	6.	7.	8.
4.	Construction of 90 (ninety) seated Hostel Building for Jiban Tripura Para/H. S. School under Dharmanagar sub-division. 4216- Housing 4216-01-106-119-14-46- School Education.	Rs.37,99,288/-	02-10-2002	01-05-2004	NIL	Rs.14,47,568/-	---
5.	Construction of super market at Dharmanagar. Deposit Work.	Rs.1,79,39,478/-	30-04-1999	31-10-2001	NIL	Rs.96,04,748/-	---
6.	Construction of I.T.I. Building at Dharmanagar. Deposit Work.	Rs.1,12,23,242/-	08-09-2003	07-03-2005	NIL	Rs.15,98,000/-	---
7.	Construction of 100 seated Boys Hostel for Belonia College. TP/BLD/10/2002-03 4216- Education.	Rs.98.12 ( in lakh )	31-10-2002	02-10-2003	Rs. 48.41 ( in lakh )	Rs. 49.71 ( in lakh )	---
8.	Construction of 90 seated Hostel Building for Belonia English Medium School 1st Floor and 2nd floor. 4216-Education.	Rs. 31.88 ( in lakh )	27-12-2002	27-10-2003	Rs. 19.95 ( in lakh )	Rs. 11.93 ( in lakh )	---
9.	Construction of Official Residential Quarter at Santirbazar PHC/Construction of 4 nos. Type-III quarter (1No. twin double storied) and 4 Nos. Type-I quarter ( 1 No. twin double storied) including Sanitary and Water Supply. 4216- Medical.	Rs.28.28 ( in lakh )	14-02-2003	13-08-2003	Rs. 23.78 ( in lakh )	Rs. 4.50 ( in lakh )	---
10.	Construction of Official Residential Quarter at Santirbazar PHC/Construction of 8 nos. Type-II quarter ( 2No. twin double storied). 4216- Medical.	Rs.25.70 ( in lakh )	14-02-2003	13-08-2003	Rs. 22.70 ( in lakh )	Rs. 3.00 ( in lakh )	---

Sl. No.	Name of Project	Cost of Works and Sanction Order No.	Date of Commencement	Target Date of Completion	Revised Cost, if any	Expenditure upto 3/2004	Remarks
1	2.	3.	4.	5.	6.	7.	8.
11.	Construction of Residential Quarter for Teaching and Non-teaching Housing Staff 420 seated residential School at Birchandrmanu/construction of 8 Nos. Type-II quarter (2 Nos. twin double storied). 4216- Housing.	Rs.25.70 ( in lakh )	01-02-2003	31-02-2004	Rs. 21.50 ( in lakh )	Rs. 4.15 ( in lakh )	---
12.	Construction of Revenue Dak Bungalow at Amarpur, Tripura (S)/S.H. construction of building portion including internal water supply and sanitary installation. 4216	No.F.17(32)-PWD(W)/2001 dated 24-10-2002	10-04-2004	25-03-2005	---	NIL	Work is in progress
13.	Construction of 10 bedded Hospital for 5 <sup>th</sup> Bn. T.S.R. Head Quarter at Duluma, Amarpur, Tripura(S) 4216	Rs.28,59,341/-	14-01-2004	05-01-2005	---	NIL	-do-
14.	Construction of Type-II Quarters double storied twin/construction of 54 Nos. Type-II quarter for T.S.R. 3rd Bn. Head Quarter at Duluma, Amarpur, Tripura(S)/S.H. construction of 13 nos. Type-II quarter twin double storied & 1 no. twin single storied. 4216	Rs.1,68,54,171/- No. F.16(17)DD/98 of 4/12/01.	22-01-2004	04-01-2005	---	NIL	-do-
15.	Construction of Head Quarters for 5th Bn. TSR at Duluma/construction of 4 nos. Type-IV quarter. Job No. TP/BLD/3/03-04 4216-	Rs.30,46,530/- No. F.22(6)/PWD(W)/ 2003 dated 25-06-2003.	07-08-2003	06-05-2004	---	Rs. 9,69,920/-	-do-
16.	Construction of 100 seated Residential Ashram School at Daksin Karbook under Amarpur Division. 4216-	Rs.38,20,624/-	05-04-2003	06-04-2004	---	Rs.18,28,023/-	Work delayed due to site dispute

Sl. No.	Name of Project	Cost of Works and Sanction Order No.	Date of Commencement	Target Date of Completion	Revised Cost, if any	Expenditure upto 3/2004	Remarks
1	2.	3.	4.	5.	6.	7.	8.
17.	Construction of Residential Complex at Karbook SH construction. 4216	Rs.1,14,90,951/- No. F.17(27)/PWD(W)/2001 dated 21-07-2001.	22-07-2003	23-07-2005	---	Rs.32,66,497/-	Work delayed due to site dispute
18.	Construction of building for accommodation of Division and Sub-divisional Office (PWD) at Amarpur. Job No. BLD/114/99-2000(P-II) 4216-	Rs. 72,42,500/- No. F.18(41)PWD(W)/99 dated. 17-11-1999.	22-07-2003	21-04-2004	---	Rs.43,58,022/-	-do-
19.	Construction of School building for Tentuibari High School at Amarpur under Amarpur Sub-division, Tripura(S). Job No. TP/BLD/59/02-03. 4216-	Rs. 27,53,200/- No. F.21(5)PWD(W)/2000(S) dated. 25-10-2002	21-07-2003	21-06-2004	---	Rs.1,00,30,878/-	-do-
20.	Construction of 90 seated hostel building for Melaghar Girls High School under Sonamura sub-division. 4216- Education.	Rs.37,35,685/-	19-09-2002	19-03-2004	---	Rs.28,19,273/-	Work is in progress
21.	Construction of 50 seated hostel building at Nalchar High School at Nalchar under Melaghar Block. 4216- Higher Education.	Rs.27,67,013/- No.F.TP/BLD/1271/02-03	05-07-2003	05-01-2004	---	---	-do-
22.	Construction of 50 seated hostel building for Santinagar High School at Dhanpur under Kathalia Block. 4216- Higher Education.	Rs.28,43,913/- No.F.TP/BLD/126/03-04	01-01-2004	01-06-2004	---	Rs.8,51,200/-	-do-
23.	Renovation of Heritage Building at U.K. Academy and extension of existing building. 4202- Education (Plan)	Rs.25,59,337/- dated 17-03-2004	---	---	---	---	-do-
24.	Construction of boundary wall around the total length area of M.B.B. college, Agartala. 4202- Education.	Rs.83,32,100/- No.F.5(63-32)/DHE/PLG/ 20 dt. 03-10-2001.	05-10-2002	04-04-2004	---	Rs.18,71,717/-	- do -

Sl. No.	Name of Project	Cost of Works and Sanction Order No.	Date of Commencement	Target Date of Completion	Revised Cost, if any	Expenditure upto 3/2004	Remarks
1	2.	3.	4.	5.	6.	7.	8.
25.	Special repairs of Heritage Building at I.G.M. Hospital. 4210- CO. on Medical	Rs.35,54,500/- No. F.3(179)-PLAN/MS/ 2002/348-6/2742-47(V- III) dated 15-07-2003	---	---	---	---	Tender is being processed.
26.	Construction of 1 No. twin type-II quarter 3 (three) storied at MBB College (6-unit) Group-A.	Rs.29,62,600/- No.F.21(4)-PWD(W)/ 97 (S) dated 11-04-2002.	17-04-2002	31-08-2004	---	Rs.24,82,588/-	Work nearing completion
27.	Construction of 1 No. twin type-II quarter 3 (three) storied at MBB College (6-unit) Group-B.	Rs.29,62,600/- No.F.21(4)-PWD(W)/ 97 (S) dated 11-04-2002.	17-04-2002	31-08-2004	---	Rs.15,29,071/-	- do -
28.	Construction of 1 No. twin type-II quarter 3 (three) storied at MBB College (6-unit) Group-C.	N.F.5(65-32)-DHE/ PLG/02 dated 12-02-2002	29-05-2002	31-08-2004	---	Rs. 14,63,302/-	- do -
29.	Construction of 1 No. twin type-II quarter 3 (three) storied at MBB College (6-unit) Group-D.	N.F.5(65-32)-DHE/ PLG/02 dated 12-02-2002	29-05-2002	31-08-2004	---	Rs. 14,61,457/-	- do -
30.	Construction of 1 No. twin type-IV quarter 3 (three) storied at MBB College (6-unit) Group-A.	Rs.51,42,000/- No.F.5(65-32)-DHE/ PLG/02 dt. 17-02-2002.	11-04-2002	31-08-2004	---	Rs.31,97,408/-	- do -
31.	Construction of 1 No. twin type-IV quarter 3 (three) storied at MBB College (6-unit) Group-B.	Rs.51,42,000/- No.F.5(65-32)-DHE/ PLG/02 dt. 17-02-2002.	30-04-2002	31-08-2004	---	Rs. 32,19,616/-	- do -
32.	Construction of 1 No. twin type-IV quarter 3 (three) storied at MBB College (6-unit) Group-C.	Rs.51,42,000/- No.F.5(65-32)-DHE/ PLG/02 dt. 17-02-2002.	17-03-2002	31-08-2004	---	Rs. 22,62,708/-	- do -
33.	Construction of 1 No. twin type-IV quarter 3 (three) storied at MBB College (6-unit) Group-D.	Rs.51,42,000/- No.F.5(65-32)-DHE/ PLG/02 dt. 17-02-2002.	16-03-2002	31-08-2004	---	Rs. 16,70,670/-	- do -
34.	Construction of convention complex at Agartala. Job No. TP/BLD/99/2000-01	Rs.6,00,00,000/- No. F.17(21)-PWD(W)/ 2000 dated 17-02-2001	01-12-2001	31-12-2004	---	Rs.1,66,01,706/-	Work is in progress



Sl. No.	Name of Project	Cost of Works and Sanction Order No.	Date of Commencement	Target Date of Completion	Revised Cost, if any	Expenditure upto 3/2004	Remarks
1	2.	3.	4.	5.	6.	7.	8.
35.	Construction of marketing complex near the plot of Aitorma at Agartala.	Rs.1,79,72,000/- No. F.6/2(44)HL/DH- HS/2000/12831-40 dated 22-08-2000	11-04-2001	31-10-2004	---	Rs.1,71,63,850/-	Nearing Completion
36.	Construction of 6 (six) storied building for Food Directorate and other offices at Gurkhabasti Agartala/construction of ground floor and first floor.	Rs.1,19,35,000/- No.F.17(16)-PWD(W)/ 96 dated 31-01-1997	31-01-2002	31-10-2004	---	Rs.1,33,06,987/-	Work is in progress
37.	Expansion and modernisation of I.G.M. Hospital/extension of 200 bed under award of 11th F.C.	Rs.8,70,09,000/- No.F.3(1-400)-PLAN/ MS/2000/3203-8 dated 08-04-2002.	29-11-2002	31-12-2005	---	Rs.3,25,59,666/-	-do-
38.	Construction of Darbar Hall at Raj Bhavan at Agartala.	---	20-10-2002	31-12-2004	---	Rs.53,55,370/-	-do-
39.	Construction of 1 No. twin type-IV quarter 3 (three) storied building at GB Hospital (6-units) Group-B.	Rs.1,02,84,000/- No.F.3(1-376)-PLAN/ MS/99(1-11)/9690 (VIII)/2975-60 dt. 02-03-2002.	12-07-2002	31-08-2004	---	Rs.19,01,185/-	-do-
40.	Construction of Regional Diagnostic Centre at Bidurkarta Chowmuhani/SH-building portion including water supply, and sanitary installation.	Rs.86,55,000/- No.F.3(1-99)-PLAN/MS/ 2000/2919-25/9552/ V-III dt. 27-02-2002.	11-06-2002	31-10-2004	---	Rs.60,52,499/-	-do-
41.	Construction of 144 No beded prisoner's Ward at Central Jail, Agartala.	Rs.75,74,000/- No.F.40/IGP/96/2895- 2900 dt.26-06-2001.	12-07-2002	31-10-2004	---	Rs.38,33,088/-	-do-
42.	Construction of 90 seated hostel building for Sishu Bihar H.S. School (English Medium), Agartala.	Rs.81,15,600/- No.F.21(5)-PWD(W)/03 dated 27-08-2003.	07-04-2004	07-04-2005	---	Rs.25,788/-	Work is being started
43.	Construction of 30 bedded boys hostel of Regional Institution of Pharmaceutical Science and Technology at Abhoynagar, Agartala.	Rs.34,83,000/- No.F.11(3)-RIPSAT/ DEG/01-02/4651-56 dt.24-10-2002.	10-09-2003	10-09-2004	---	Rs.14,45,056/-	Work is in progress

Sl. No.	Name of Project	Cost of Works and Sanction Order No.	Date of Commencement	Target Date of Completion	Revised Cost, if any	Expenditure upto 3/2004	Remarks
1	2.	3.	4.	5.	6.	7.	8.
44.	Construction of Hariganga School building at Banamalipur, Agartala.	Rs.69,30,000/- No.F.21(14)-PWD(W)/ 2000 dt. 10-07-2002.	15-11-2002	31-12-2004	---	Rs.15,54,402/-	Work is in progress
45.	Construction of 50 seated boys hostels for OBC near Swami Dayalanda Vidyaniketan Class XII School, Ashram Chowuhani, Agartala.	Rs.33,72,400/- No.F.6441-50/8- 23/SCW/OBC/PLG/02 dated 19-03-2002	25-05-2002	31-10-2004	---	Rs.11,36,033/-	-do-
46.	Integrated development of Agartala L.C. Station at Akhaurah (i) construction of clearing agents office, (ii) construction of customs and immigration office.	Rs.297.86 lakh No.DI/FT/1(19)/2000/ 13503 dated 24-10-2000	23-12-2003	23-12-2005	---	Rs.9,30,685/-	-do-
47.	Integrated development of Agartala L.C. Station at Akhaurah (i) construction of 250 M.T. capacity Go-down-2 nos., (ii) construction of 100 M.T. capacity Go-down-1 no.	Rs.297.86 lakh No.DI/FT/1(19)/2000/ 13503 dt. 24-10-2000	28-05-2003	31-08-2004	---	Rs.15,89,148/-	-do-
48.	Integrated development of Agartala L.C. Station at Akhaurah construction of shopping complex.	Rs.297.86 lakh No.DI/FT/1(19)/2000/ 13503 dt. 24-10-2000	24-12-2003	24-03-2005	---	Rs.4,29,233/-	-do-
49.	Construction of new capital complex at Agartala (project cost Rs.177 crores)/ composite Tripura Legislative Assembly Building and the new Secretariat at New Capital Complex Agartala/ construction of Tripura Legislative Assembly Building. 4059-C.O. on C.S.S.(P)	Rs.21,47,48,000/- No.F.18(24)/PWD(W)/ 2000 dated 16-01-2001 of Under Steretary P.W.D.	13-04-2001	36 (thirty six month)	NIL	Rs.3,44,11,996/-	-do-
50.	Construction of new capital complex at Agartala (project cost Rs.177 crores)/ composite Tripura Legislative Assembly Building and the new Secretariat at New Capital Complex Agartala/ construction of New Secretariat Building. 4059-C.O. on C.S.S.(P)	Rs.29,13,00,000/- No.F.69(1)/PWD(W)/ 2001 dated 24-04-2001 of Under Steretary P.W.D.	25-10-2001	36 (thirty six month)	NIL	Rs.4,44,59,067/-	-do-

Sl. No.	Name of Project	Cost of Works and Sanction Order No.	Date of Commencement	Target Date of Completion	Revised Cost, if any	Expenditure upto 3/2004	Remarks
1	2.	3.	4.	5.	6.	7.	8.
51.	Construction of new capital complex at Agartala (project cost Rs.177 crores)/ SH construction of State High Court Building at Agartala. 4059-C.O. on C.S.S.(P)	Rs.16,65,00,000/- No.F.17(11)/PWD(W)/ 2002 dt. 11-11-2003 of Under Steretary P.W.D.(Rs.&B),Agartala	19-12-2003	30 (thirty months)	NIL	work started	Work is in progress
52.	Construction of Tripura Guest House, Kunjaban, Agartala/SH Building portion including internal water supply and sanitary installation. 4059-C.O. on P.W..(G.A.)	Rs.11,73,13,000/- No.F.17(7)/PWD(W)/ 2002 dated 8-8-2003 of C.E. P.W.D.(R&B)	---	30 (thirty months)	---	---	---
53.	Construction of 90 seated Hostel Building for Kavi Nazrul Vidyabhaban H.S. School, Teliamura. 4216- Education	F.9(2)-FIN/(G)-93 dated 18-04-2004	31-01-2002	30-07-2003	---	Rs.15,14,646/-	Work is in progress
54.	Construction of building for High and Higher Secondary School in Tripura/construction of 50 seated hostel building at Lalcherra Girls School at Khowai. 4216- Education	F.16(327)/SE-II/10024 dated 22-03-2002.	21-06-2002	20-04-2003	---	Rs.5,15,000/-	-do-
55.	Construction of building for High and Higher Secondary School in Tripura/SH-construction of 50 seated hostel building at Vidyamohan Thakur Para at Khowai. 4216- Education	F.16 (327)/SE-01/11455 dated 26-11-2000	07-04-2002	06-02-2003	---	Rs.34,37,000/-	-do-
56.	Construction of TSR Head Quarter/ Construction of 6 <sup>th</sup> Battalion at Purba Ram Chandra Ghat Khowai-West Tripura 4216 - Police	F.1(15)-PD/97 (A) dated 13-03-2001	16-11-2001	16-12-2003	---	Rs.174,14,618/-	-do-

Sl. No.	Name of Project	Cost of Works and Sanction Order No.	Date of Commencement	Target Date of Completion	Revised Cost, if any	Expenditure upto 3/2004	Remarks
1	2.	3.	4.	5.	6.	7.	8.
57.	Construction of 4th Bn. TSR Head Quarter at Subhasnagar, Kanchanpur, North Tripura. 4216- Housing.	Rs.244.33 lakh. No.F.22(21)PWD(W)/98 dated 18-12-2002 by under Secretary(PWD) Tripura.	03-04-2002	15-04-2004	---	Rs.42.50 lakh	Barrack, kitchen & Administrative building work are in progress.
58.	Construction of 500 (five hundred) seated town hall at Kanchanpur, North Tripura/ SH building portion including water supply and sanitary installation only. MPLAD (SCHEME)	Rs.65.32 lakh.	21-06-2002	31-12-2002	---	Rs.27.41 lakh.	Work nearing completion.
59.	Construction of 50 (fifty) seated hostel building attached to Satnala High School at Kanchanpur, North Tripura. 4202- Education.	Rs.46.76 lakh. No.F.8(50-185)DSE/79 (K) dated 22-09-2001 by Under Secretary, Education Department.	21-09-2002	31-03-2003	---	Rs.22.93 lakh	Work nearing completion.
60.	Construction of 50 (fifty) seated hostel building attached to Rabindranagar High School at Kanchanpur, North Tripura. 4202- Education.	Rs.46.76 lakh. No.F.8(50-185)DSE/79 (K) dated 22-09-2001 by Under Secretary, Education Department.	21-09-2002	31-03-2003	---	Rs.5.94 lakh	Work is in progress.
61.	Construction of 50 (fifty) seated hostel building attached to Khedacherra High School. 4202- Education.	Rs.32.01 lakh. No.F.8(50-185)DSE/79 (K) dated 22-09-2001 by Under Secretary, Education Department.	01-04-2002	30-09-2002	---	Rs.28.23 lakh	- do -
62.	Construction of 16 (sixteen) nos. Type-II quarters (twin double storied) including sanitary and water supply arrangement/construction of 8 (eight) nos. Type-II staff quarters 2(two) nos. (twin double storied) including water supply and sanitary arrangement at Silakhhari/Gr. No.II Job No.TP/COM/131/2001-02	Rs.29,47,505/- No.F.19(6)-PWD(W)/ 2000 dated 06-12-2001	27-08-2003	26-05-2004	---	Rs.4.00 lakh	---

Sl. No.	Name of Project	Cost of Works and Sanction Order No.	Date of Commencement	Target Date of Completion	Revised Cost, if any	Expenditure upto 3/2004	Remarks
1	2.	3.	4.	5.	6.	7.	8.
63.	Construction of 16 (sixteen) nos. Type-III quarters, 4 nos. (twin double storied) including sanitary and water supply arrangement/construction of 8 (eight) nos. Type-III staff quarters, 2(two) nos. (twin double storied) including water supply and sanitary arrangement at Silakhari/Gr. No.I Job No.TP/COM/131/2001-02 4216-	Rs.37,82,691/- No.F.19(6)-PWD(W)/ 2000 dated 06-12-2001	14-02-2004	13-11-2004	---	---	---
64.	Construction of 50 (fifty) seated hostel building including Laboratory Block for Madhabnagar H.S. School, Sabroom, South Tripura. 4216-	Rs.29,37,884/-	31-07-2003	30-04-2004	---	Rs.7.30 lakh	--
65.	Construction of road from Sindhuk Pathar to Baishnabpur length 10.00 Km. under Rupaicherri Block. Deposit Work.	Rs.2,41,22,596/-	19-07-2003	18-06-2004	---	Rs.59.00 lakh	---
66.	Construction of Indo-Bangladesh Border fencing in Tripura portion from B.O.P. Magroom (BP 2215) I-RI/ to B.O.P. Baishnabpur (BP- 2215) IRI/S.H. 0Km. to 3.00Km. from Magroom. Construction of Indo-Bangladesh Boarder fencing in Tripura. Portion from B.O.P. Magroom (BP-2215) IRI/ to B.O.P. Baishnabpur (BP- 2215) IRI/SH 3Km. to 12.00 Km. from Magroom.	Rs.1,68,80,859/-  Rs.5,16,99,477/-	13-02-2004  18-02-2004	13-08-2004  17-08-2004	Rs.78.93 lakh  ---	---  ---	---  ---

Sl. No.	Name of Project	Cost of Works and Sanction Order No.	Date of Commencement	Target Date of Completion	Revised Cost, if any	Expenditure upto 3/2004	Remarks
1	2.	3.	4.	5.	6.	7.	8.
67.	Construction of youth hostel at Sabroom Nagar Panchayat Area, Sabroom. Deposit work.	Rs.28,61,382/-	15-02-2003	14-11-2003	---	Rs.15.15 lakh	---
68.	Construction of 50 seated hostel building at Ramnarayan Thakurpara High School, Bishalgarh. 4216-	Rs.27.95 No.F.21(14)-PWD(W)/ 2000 dated 27-09-2001	14-07-2002	14-05-2003	---	Rs.16.64 lakh	Work is in progress
69.	Construction of 50 seated hostel building at Champamura High School, Bishalgarh. 4216-	Rs.27.95 No.F.21(14)-PWD(W)/ 2000 dated 27-09-2001	17-03-2002	17-01-2003	---	5.47 lakh	- do -
70.	Construction of building for High School in Tripura/construction of 50 seated hostel building for Pekuarjala High School under Bighalgarh Sub-division. 4216-	---	04-02-2003	03-12-2003	---	Rs.11.78 lakh	- do -
71.	Construction of 90 seated hostel building for Jogendranagar Girl's High School under Bighalgarh Sub-division. 4216-	Rs.56.77 lakh No.F.21(14)-PWD(W)/ 2000 dated 22-10-2002	01-11-2003	30-04-2005	---	NIL	- do -
72.	Construction of 90 seated hostel building at Netaji Subhash Mahavidyalaya, Udaipur, South Tripura. 4216- Housing Higher Education.	Rs.31,39,325/- No.F.5(65)-22/DHE/90 dated 23-12-2000 of the Under Secretary, Education Deptt. & E/S vide No. F.21(10)/PWD(W)/2000 dt. 17-01-2001 of the Under Secretary(PWD), Government of Tripura.	05-09-2001	04-03-2003	---	Rs.17,73,956/-	---

Sl. No.	Name of Project	Cost of Works and Sanction Order No.	Date of Commencement	Target Date of Completion	Revised Cost, if any	Expenditure upto 3/2004	Remarks
1	2.	3.	4.	5.	6.	7.	8.
73.	Construction of 50 seated hostel building at Sadhuram Reang Para High School at Dhuptali, Udaipur. 4216- Housing School Education.	Rs.27,65,705/- A/A&E/S Vide No.F.21(1)-PWD(W)/ 2002 dt. 22-10-2002 of the Under Secretary (PWD), Government of Tripura.	27-11-2002	26-05-2003	---	Rs.6,18,706/-	---
74.	Construction of school building Garjee High School under Udaipur Sub-division. 4216- Housing School Education.	Rs.36,96,772/- No.F.21(5)-PWD(W)/ 2000 dt. 03-09-2001 of the Under Secretary (PWD), Government of Tripura.	26-04-2002	01-09-2003	---	Rs.33,31,385/-	---
75.	Construction of 90 seated hostel building for Kirit Bikram Institute, Udaipur 4216- Housing School Education.	Rs.37,66,535/- A/A&E/S Vide No.F.21(1)-PWD(W)/ 2002 dt. 22-10-2002 of the Under Secretary (PWD), Government of Tripura.	02-01-2003	01-08-2004	---	Rs.24,92,894/-	---
76.	Construction of 50 seated hostel building for East R.K. Pur Girls High School, Udaipur. 4216- Housing School Education.	Rs.38,20,638/- No.F.8(50-368)/DSE/97 dt. 29-08-2002 of the Secretary School Education Department & E/S vide No. F.21(1)-PWD(W)/ 2002 dt. 22-10-2002 of the Under Secretary (PWD), Government of Tripura.	28-05-2003	27-05-2004	---	Rs.7,50,000/-	---
77.	Construction of Library Building. 8443- Deposit work.	Rs.3,93,80,000/- No.F.6(27-1)/TU/99 dated 25-04-2001.	05-02-2002	24 months	---	Rs.1,77,56,107/-	---
78.	Construction of Auditorium Building at Surjyamaninagar. 8443- Deposit work.	Rs.84,33,000/- F.No.6(27-1)/TU/99 dated 16-01-2001	03-10-2002	24 months	---	Rs.25,73,444/-	Work is in progress

Sl. No.	Name of Project	Cost of Works and Sanction Order No.	Date of Commencement	Target Date of Completion	Revised Cost, if any	Expenditure upto 3/2004	Remarks
1	2.	3.	4.	5.	6.	7.	8.
79.	Construction of Guest House at Tripura University. 8443- Deposit work.	Rs.1,01,30,000/- F.No.6(27-1)/TU/99/ dated 22-10-2002 Vol-II	28-05-2003	18 months	---	Rs.11,67,364/-	Work is in progress
80.	Construction of Vice Chancellor's Residence at Surjyamaninagar. 8443- Deposit work.	Rs.41,49,000/- F.No.6(27-1)/TU/99/ dated 24-02-2003 Vol-II	14-10-2003	13 months	---	---	-do-
81.	Construction of Additional Floor(2nd) on the existing building of Physics and Computer at Tripura University. 8443- Deposit work.	Rs.27,98,700/- No.F.6(27-1)/TU/99/ Vol-II dated 27-08-2002.	17-03-2004	12 months	---	---	-do-
82.	Construction of 100 seated hostel building at Ramthakur College. 4202- Higher Education,	Rs.56,77,000/- No.F.21(18)/PWD/2000 dated 15-08-2002.	04-10-2002	18 months	---	Rs.24,54,556/-	-do-
83.	Construction of single storied building/ground floor (ACDAR) 4216- Police	Rs.95,92,000/- No.F.1(74)-PD/ 2001 dated 23- 08-2002.	10-12-2003	12 months	---	---	-do-
84.	Construction of perimeter fencing around the 1st Bn. TSR complex at Gakulnagar. 4059- Police	Rs.72,04,350/- No.F.42(19)-PD/ 2001 dated 23-08-2002.	10-12-2003	6 months	---	---	-do-
85.	Construction of ware house (store-house) at Kailashahar under RCH/programme/ S.H. building portion at Gournagar Kailashahar 4216- RCH Deposit Work.	E/C Rs.29,05,074/- TV 34,13,462/-	15-07-2003	10-01-2004	---	Rs.12,66,018/-	-do-
86.	Construction of I.T.I. building at Kailashahar, North Tripura (i) construction of 50 seated hostel, (ii) construction of Academic Block and work shop building/SH building portion including water supply and sanitary installation. 4216- C.O. Industries.	E/C Rs.1,06,85,667/- TV 1,23,95,374/-	04-09-2003	25-02-2005	---	Rs.29,703/-	-do-



Sl. No.	Name of Project	Cost of Works and Sanction Order No.	Date of Commencement	Target Date of Completion	Revised Cost, if any	Expenditure upto 3/2004	Remarks
1	2.	3.	4.	5.	6.	7.	8.
87.	Construction of staff quarter under police housing for Kailashahar P.S. at KLS/8 nos. Type-III quarter (two twin double storied) & 16 nos. Type-II (four twin double storied)/SH construction of 8 nos. type-III quarter (two twin double storied building portion including water supply and sanitary installation/Gr.I. 4216- Housing Police.	E/C Rs.25,47,148/- No.F.16(28)-PD/2000 dated 15-03-2001 by the order sanction.	05-05-2002	31-10-2002	---	Rs.19,11,678/-	---
88.	Construction of multi storied building for the staff of the Executive Engineer, Kailashahar Division and SDO(PWD) Sub-division. No. I/II KLD/TP/BLD/57/97-98 building portion including water supply and sanitary installation. 4216- C.O. Civil Work.	E/C Rs.28,92,289/- T.V. 3165321 No.F.48(2)- PWD(W) dated 18-12-1997	07-03-2003	10-12-2003	---	---	---
89.	Construction of composite office building for Dhalai District Head Quarter at Jawaharnagar, Ambassa, Dhalai. 4059- District Administration.	Rs.2192.95 lakh	17-08-2002	16-08-2005	---	Rs.124.65 lakh	Work is in progress
90.	Construction of staff quarters for Govt. Degree College, Kamalpur/construction of 1 no. Type-IV quarter for the Principal, 6 nos. Type-IV quarters for faculty members, 6 nos. Type-III quarters and 6 nos. Type-II quarters for the staff of the college/SH construction of 6 nos. Type-IV quarters (one twin double storied and another one twin with double storied provision)/building portion including water supply and sanitary installation only. 4216- Housing – Higher Education.	Rs.32.86 lakh No.F.21(1)-PWD/W/01 dated 18-07-2001.	28-06-2002	12/04	---	Rs.24.43 lakh	- do -

Sl. No.	Name of Project	Cost of Works and Sanction Order No.	Date of Commencement	Target Date of Completion	Revised Cost, if any	Expenditure upto 3/2004	Remarks
1	2.	3.	4.	5.	6.	7.	8.
91.	Construction of Police Housing under 10th Finance Commission at Police line, Dhalai, during the year 1998-2000/ construction of 8 (eight) nos. Type-II quarter/Gr. No. I. 4216- Housing Police.	Rs.26.12 lakh No.F.16(41)/PWD(W)/ 99 dated 22-11-1999.	15-04-1999	12/04	---	Rs.19.52 lakh	Work is in progress
92.	Construction of 50 seated hostel building attached to Kabiguru Rabindra Sri Vidyabhavan High School, Gandacherra. 4216- Housing- School Education.	Rs.26.51 lakh No.F.21(11)/PWD(W)/ 2000 dated 04-08-2001.	25-02-2002	03/05	---	Rs.7.89 lakh	- do -
93.	Construction of 50 seated hostel building attached to Ganganagar High School. 4216- Housing- School Education.	Rs.28.52 lakh No.F.21(11)/PWD(W)/ 2000 dated 04-08-2001	06-04-2002	09/05	---	Rs.5.60 lakh	- do -
94.	Construction of 50 seated hostel building attached to Kulai Colony High School. 4216- Housing- School Education.	Rs.27.03 lakh No.F.21(11)/PWD(W)/ 2000(S) dated 22-10-2002.	19-03-2003	03/05	---	Rs.12.36 lakh	- do -
95.	Construction of TSR camp at Tuichakma under Rashyabari P.S. under Dhalai district/construction of 3 nos. barrack commandant, residence-cum-guest house recreation club, clothing equipment stores room, bathroom and lab. block, 2 nos. ration room. 4055- (Modernisation of Police Force)	Rs.29.07 lakh No.F.42(16)/PN/2001 dated 30-03-2002.	14-08-2003	3/05	---	Rs.3.90 lakh	- do -
96.	Construction of 50 seated hostel building attached to Gajaraj Para High School at Kamalpur, Dhalai. 4216- Housing- School Education.	Rs.29.05 lakh No.F.21(11)-PWD(W)/ 2000(S) dated 22-10-2002	16-09-2003	3/05	---	---	- do -

Sl. No.	Name of Project	Cost of Works and Sanction Order No.	Date of Commencement	Target Date of Completion	Revised Cost, if any	Expenditure upto 3/2004	Remarks
1	2.	3.	4.	5.	6.	7.	8.
97.	Construction of single storied building (ground floor) with provision of two storied at Ambassa Police Line, Dhalai, Tripura for office accomodation of A.C.(DAR) and other (under modernisation scheme)/SH- building portion including internal, water supply and sanitary installation. 4055- Modernisation of Police Force.	Rs.73.18 lakh No.F.1(74)-PD/2001 dated 25-10-2002.	11-01-2004	10-01-2005	---	---	Work is in progress
98.	Construction of police housing under 10th Finance Commission at police line, Dhalai, during the year 1998-2000/ construction of 8 nos., Type-II quarters (two twin double storied)/SH- building portion including water supply and sanitary installation, Gr-II. 4216- Housing Police.	Rs.25.73 lakh No.F.16(41)-PD/99 dated 22-11-1999.	15-04-1999	---	---	Rs.20.12 lakh	- do -
99.	Construction of PWD staff quarter during 1999-2000/SH- construction of 8 nos. Type-III (two twin double storied) building portion including sanitary and water supply installation. 4216- Housing Civil Work.	Rs.29.56 lakh No.F.18(52)/PWD(W)/9 dated 07-01-2000.	06-06-2002	06-12-2002	---	Rs.13.87 lakh	Work will be completed by 03/05
100.	Construction of PWD staff quarter during the year 1999-2000/SH- construction of 6 nos. Type-IV quarter lone twin double storied building including sanitary installation/Gr-I. Job No.TP/BLD/133/99-2000 4216- Housing	Rs.29.69 lakh No.F.18(51)-PWD(W)/ 99 dated 04-01-2000	06-03-2002	05-01-2003	---	Rs.11.84 lakh	-do-

Sl. No.	Name of Project	Cost of Works and Sanction Order No.	Date of Commencement	Target Date of Completion	Revised Cost, if any	Expenditure upto 3/2004	Remarks
1	2.	3.	4.	5.	6.	7.	8.
101.	Construction of PWD staff quarter during the year 1999-2000/SH- construction of 6 nos. Type-IV quarter (one twin double storied) building including sanitary installation/Gr-II. 4216- Housing.	Rs.29.69 lakh No.F.18(5)/PWD(W)/99 dated 04-01-2000.	06-03-2002	05-01-2003	---	Rs.10.11 lakh	Work will be completed by 3/05.
102.	Construction of 50 seated hostel building attached to Karamcherra High School. 4216- Education.	Rs.25.84 lakh	03-03-2003	16-12-2004	---	Rs.13.22 lakh	Work is in progress.
103.	Construction of barrack for 8th Bn. TSR head quarter at Lalcherra under Manu P.S., Dhalai. 4059- Police.	Rs.52.53 lakh	28-08-2003	27-08-2004	---	Rs.25.61 lakh	Work is in progress.
104.	Construction of 90 seated hostel building for Kanchanbari High School under Kailashahar Sub-division. 4216- Housing.	Rs.39.631 lakh	19-08-2003	20-05-2005	---	Rs.11.22 lakh	Work will be completed by 5/05.
105.	Construction of TSR camp at Briksharampara under Manu P.S. in Dhalai District/construction of 3 nos. barrack, commandant residence cum guest room, recreation club, clothing equipment store, kote room, bath room and lab blocks and 2 nos. ration stores. 4059- Police.	Rs.32.09 lakh	01-06-2003	26-11-2003	---	---	Work just started.
106.	Construction of 50 seated hostel building attached to Joyganti H.S. School at Ganganagar. Job No.TP/BLD/46/02-03. 4216- Housing	Rs.27.81 lakh No.F.21(11)-PWD(W)/ 2000(S) dated 22-10-2002	05-02-2003	04-08-2003	---	Rs.14.10 lakh	Work will be completed by 5/05.

Sl. No.	Name of Project	Cost of Works and Sanction Order No.	Date of Commencement	Target Date of Completion	Revised Cost, if any	Expenditure upto 3/2004	Remarks
1	2.	3.	4.	5.	6.	7.	8.
107.	Construction of TSR camp at Santirbazar(North)/construction of 3 nos. barrack, commandant resident cum guest room, recreation club, clothing equipments stores, kote room and 2 nos. ration store. 4059- Police.	Rs.27.30 lakh	10-03-2003	04-09-2003	---	Rs.7.18 lakh	Work will be completed by 3/05.
108.	Construction of 8 nos. Type-II quarter (two twin double storied) and 4 nos. Type-III quarter (one twin double storied) for the staff of Nepal Tilla P.S./SH-construction of Type-II quarter.	Rs.31.55 lakh No.F.16(49)/PD/2001 dated 02-01-2002.	22-08-2002	21-01-2003	---	Rs.5.45 lakh	Work will completed by 10/05.
109.	Construction of 8 nos. Type-II quarter and 4 nos. Type-III quarter for the staff of Manikpur outpost/SH- construction of 8 nos. Type-II quarter/building portion including sanitary and water supply installation. 4216- Police.	Rs.30.10 lakh No.F.16(49)-PD/01-02 dated 04-01-2002	11-09-2002	11-03-2003	---	Rs.7.22 lakh	Work will be completed by 3/05.
110.	Construction of TSR camp at Manikpur under Dhalai District/construction of 3 nos. barrack, commandant residence cum guest room, recreation club, equipment store, kote room, bath room and low block 2 nos., ration store. 4059- Police.	Rs.28.44 lakh	23-07-2002	09-01-2003	---	Rs.15.80 lakh	Work is in progress
111.	Construction of Staff Quarter for Ranirbazar PHC. 4216-Housing Medical	Rs.6446000/- F.19-243/PLAN DFWR/01(SUS) dated 06-02-01	28-03-02	13-03-03	-	Rs.1325803/-	- do -
112.	Construction of New Building of Polytechnic Institute Narsingarh 3 <sup>rd</sup> Tech. Education project 8443-C.P.Part-III	Rs.26966800/- F.003/Civil/SPIU/01 1009-1013 dt.12-12-02	14-05-02	13-05-04	-	Rs.23972031/-	- do -

Sl. No.	Name of Project	Cost of Works and Sanction Order No.	Date of Commencement	Target Date of Completion	Revised Cost, if any	Expenditure upto 3/2004	Remarks
1	2.	3.	4.	5.	6.	7.	8.
113.	Construction of staff qtr.in different out laying Medical Institute under Housing Scheme/SH Construction of 2 Nos Type-II 2Nos Type-IV qtr at Mohanpur PHC. TP/BLD/55/01-02 4216-Housing Medical	Rs.40,54,500/- F.19-19/PWD(W)01 Dt.12-12-01	27-04-02	26-02-03	-	-	Work is in progress
114.	Construction of 2 Nos 70 Men Barrack at TSR Training Centre at R,K,Nagar. 2059-Police	Rs.25,80,000/- F.1-8/PD/2000 Lose Dt.01-11-01	-	-	-	-	Tender invited.
115.	Construction of 50 seated. Building attached to Rabi Kumar High School. TP/BLD/27/01-02 4216-Housing Education	Rs.27,95,000/- F.21-16/PWD 2000 dt.27-09-01	12-02-02	11-12-02	Rs.11,53,332/-	---	Work is in progress
116.	Construction of 50 seated. Building attached at Mandai Bazar Girls High School TP/BLD/26/01-02 4216-Housing Education	Rs.27,95,100/- F.21-16/PWD 2000 dt.27-09-01	29-12-01	28-08-02	Rs.27,32,449/-	---	Work is in progress
117.	Construction of 50 seated. Building attached at Ramnarayan Thakur Para High School(Ramnagar) TP/BLD/26/01-02 4216-Housing Education	Rs.27,95,100/- F.21-16/PWD 2000 dt.27-09-01	-	-	-	-	Tender not yet received
118.	Construction of 50 seated. Building attached at Champamura High School TP/BLD/26/01-02 4216-Housing Education	Rs.27,95,100/- F.21-16/PWD 2000 dt.27-09-01	-	-	-	-	Tender not yet received
119.	Construction of 8 unit Type-I, 4 Unit Type-II qtr.at PTC Narsingarh 4216-Ploice	Rs.55,66,600/- F.16(21)PD/01 Dt.21-06-01	-	-	-	-	Tender not yet received

Sl. No.	Name of Project	Cost of Works and Sanction Order No.	Date of Commencement	Target Date of Completion	Revised Cost, if any	Expenditure upto 3/2004	Remarks
1	2.	3.	4.	5.	6.	7.	8.
120.	Construction of Boundary wall around 2 <sup>nd</sup> Bn.TSR HQ at R.K.Nagar TP/BLD/03/01-02 4216-H.Police Demand-13	Rs.50,83,700/- F.22(22)-PWD(W)2000 Dt.16-05-01	15-10-02	14-04-03	-	Rs.31,95,434/-	Work almost nearing completion
121.	Construction of 8 Nos Type-I,8 Nos Type-II,8 Nos, Type-III 2Nos Type-IV quarters at Narsingarh(for infirmary complex). 4216-H.S.C.& S.W	Rs.1,07,10,550/- F.21(23)-PWD(W)/2000 Dt.19-02-01	03-07-01	03-07-02	-	Rs.94,57,474/-	Except Type-IV all completed.
122.	Construction of accommodation of recruits Trainings of T.S.R. 2 <sup>nd</sup> T.S.R. complex at R. K. Nagar. 2055-Police	Rs.1,58,40,000/- F.16(2)-PWD(W)/96 Dt.06-12-97	04-12-97	04-06-98	-	Rs.1,66,89,000/-	Work is in progress
123.	Constn.of staff qtrs at Mohanpur PHC.and Mandai PHC under Housing scheme of PWD 4216-H.Medical	Rs.37,83,500/- F.3(1-378)PLAN/MS/99-111/7192 V-III Dt.24-02-2000	27-04-02	26-02-03	-	Rs.6,56,132/-	Work is in progress
(a)	Mohanpur	Rs.59,68,500/-	-	-	-	-	Tender yet to be accepted
(b)	Mandai PHC						
124.	Constn.of boundary Wall for Capital complex at Kunjaban, Agartala TP/BLD/8/96-97 4059-PW.CIVIL	Rs.29,03,200/- F.18(39)-PWD(W)/95 Dt.11-09-96	31-08-99	03-03-01	-	Rs.23,37,000/-	Work is in progress
125.	Constn.of Staff qtrs in different outlying Medical Institution under Housing scheme in Bamutia PHC 3Nos Type-I,3 Nos Type-II,2 Nos.Type-IV qtrs TP/BLD/42/99-2000 4216-H.Medical	Rs.32,77,300/- F.19(5)-PWD(W)/98 Dt.29-06-99	24-05-2000	24-09-01	-	Rs.25,59,000/-	Work is in progress

Sl. No.	Name of Project	Cost of Works and Sanction Order No.	Date of Commencement	Target Date of Completion	Revised Cost, if any	Expenditure upto 3/2004	Remarks
1	2.	3.	4.	5.	6.	7.	8.
126.	<b>Bridge Works</b> Construction of R.C.C. bridge over river Kakri on Dharmanagar- Tilthai road (Bridge proper only). 5054-ACA 5054-02-337-13-05-53	Rs.1,41,11,468/-	21-09-2002	20-09-2004	NIL	Rs.43,57,313/-	---
127.	Construction of R.C.C. bridge over Naya cherra at Nalchar bazar on Bisramganj-Sonamura road. 5054- C.O.(R&B)	Rs.1,41,41,400/- No.F.7(119)PWD(W)/ 2001 dated 30-03-2002	03-10-2002	27-03-2005	---	Rs.80.18 lakh	Work is in progress
128.	Construction of R.C.C. bridge over river Gumati , Sonamura under strategic road programme/construction of approach road (L. 1953m) soling, metalling, carpetting and cross drainage structure 5054 Road and Building Strategic	Rs.1,99,40,000/- No.F.7(121)PWD(W)/91 dated 12-03-1992.	15-03-2003	14-03-2004	---	Rs. 49.02 lakh	- do -
129.	Construction of RCC bridge over river Gumati at Mohanbhog on Melaghar-Mohanghar road bridge portion. 5054- C.O.(R&B)	Rs.5,06,33,000/- No.F.7(90)PWD(W)/ 2001 dated 20-12-2001	01-10-2002	31-03-2005	---	Rs.82.60 lakh	- do -
130.	Construction of RCC bridge over river Howrah at Battala (2nd) Agartala including approach road.	Rs.2,98,59,000/- No.F.7(15)-PWD(W)/ 2002-03 dt.30-05-2002.	12-09-2002	31-12-2004	---	Rs.2,65,70,119/-	- do -
131.	Construction of RCC bridge over river Khowai near Kalyanpur. 5054- NABARD	No.F.8(158)-PC(No.1) 98/2128 dt. 07-04-2000	09-04-2001	08-10-2003	---	Rs.65,71,584/-	- do -
132.	Central Assistance Programme for state road, inter-state or economic importance (E&I) in the 9th river year plan/ construction of RCC bridge at Karailong over Surducherra on Khowai-Teliamura-Amarpur road. 5054- Economic Importance.	No.F.2(3)-PC(RDOP)/ 99/3/52 dated 26-06-2000	12-04-2001	12-10-2002	---	Rs.56,22,976/-	- do -



Sl. No.	Name of Project	Cost of Works and Sanction Order No.	Date of Commencement	Target Date of Completion	Revised Cost, if any	Expenditure upto 3/2004	Remarks
1	2.	3.	4.	5.	6.	7.	8.
133.	Central Assistance Programme for state road, inter-state or economic importance (E&I) in the 9th river year plan/ construction of RCC bridge at Karailong over Lalcherra at Khowai. 5054- Economic Importance.	No.F.2(4)-PC (RDOP)/ 99 dated 28-06-2000	27-02-2001	26-08-2002	---	Rs.74,01,298/-	Work is in progress
134.	Replacement of existing SPT bridge No.9 over local cherra on the road from Golabari-Ghilatali-Santinagar-Chebri by providing RCC Slab culvert (10m. span). Job No.TP/COM/34/2002-03 5054- O.T. PMGSY	No.F.7(7)PWD(W)/ 2002-03 dated 07-05-02	27-12-2002	26-07-2003	---	Rs.5,30,000/-	- do -
135.	Replacement of existing SPT bridge over Chankhala cherra on Golabari to Chilatali road by providing RCC Box cell Bridge right crossing without floor path. Job No.TP/COM/44/2001-02 5054- O.T. PMGSY	F.27(1024)/SE-II/607-08 dated 15-05-2001	14-03-2002	13-09-2002	---	Rs.6,25,000/-	- do -
136.	Replacement of existing SPT bridge at Bramacherra on Teliamura-Agartala road to Prahalad Sarkar house by providing RCC Box Cell Bridge. Job No.TP/COM/135/2001-02 5054- O.T. PMGSY	F.7(84)PWD(W)/2001 dated 11-12-2001	06-04-2002	05-10-2002	---	Rs.22,66,000/-	- do -
137.	Replacement of SPT bridge no.2 by bailey portable steel bridge of IRC Class 24-R. loading over local cherra span 130 feet (39.62 mtr.) on Anandabazar to Bhandarima road at ch. 2.00Km. 5054- NABARD	Rs.72.92 lakh. No.F.7(7)-PWD(W)/ 2000 dated 16-10-2001 by under Secretary (PWD) Tripura.	13-09-2001	13-02-2002	---	---	Work just started.
138.	Construction of R.C.C. bridge over river Kakri on Dharmanagar- Tilthai road (Bridge proper only). 5054-ACA 5054-02-337-13-05-53	Rs.1,41,11,468/-	21-09-2002	20-09-2004	NIL	Rs.43,57,313/-	- do -

Sl. No.	Name of Project	Cost of Works and Sanction Order No.	Date of Commencement	Target Date of Completion	Revised Cost, if any	Expenditure upto 3/2004	Remarks
1	2.	3.	4.	5.	6.	7.	8.
139.	Construction of RCC bridge over river Manu on Manughat-Amlighat road. Job No. TP/COM/228/01-02 5054	Rs.2,16,68,345/- No.F.7(121)PWD(W)/01 dated 30-03-2002	27-12-2002	26-12-2004	---	Rs.20.70 lakh	---
140.	Construction of RCC bridge over river Howrah at Khayerpur on Khayerpur-Chaturdas Devta Temple road. 5054- NABARD RIDF-IV	Rs.174.55 lakh No.F.7(85)-PWD(W)/97 dated 29-07-1998	08-11-1999	05-08-2001	---	Rs.133.31 lakh	---
141.	Supply of 140'-0" (TSR) bailey type portable steel bridge of standard with having round way width 27mtr. steeldeck and suitable for IRC class 24-R. loading at Jagaibari on the road from Bishramganj to Itbhatta to Amarendranagar. 5054- NABARD RIDF-V	Rs.87.27 lakh No.F.7(74)-PWD(W)/ 227 dated 13-11-2001	supply order issued. Work not started.	---	---	NIL	---
142.	Construction of RCC bridge over river Howrah at Aralia (water supply point) Agartala (bridge proper only). 5054- NABARD RIDF-VIII	Rs.205.60 lakh No.F.7(126)/PWD(W)/ 01 dated 30-03-2002	27-03-2002	26-03-2005	---	Rs.101.64 lakh	Work is in progress and expected to be completed by March/05.
143.	Replacement of SPT bridge No.2 by RCC Box Cell bridge at clear span 18.00 mtr.(3x6.00mtr.) clear height 3.50mtr. clear carriage way 7.50mtr. without footpath on the road Madhupur-Fultali road at Brajendranagar Job No.TP/COM/122/2002-03 5054- BADP	Rs.25.679 lakh No.F.7(24)-PWD(W)/ 2002 dated 30-10-2002	07-11-2003	06-07-2004	---	Rs.4.00 lakh	Work is in progress

Sl. No.	Name of Project	Cost of Works and Sanction Order No.	Date of Commencement	Target Date of Completion	Revised Cost, if any	Expenditure upto 3/2004	Remarks
1	2.	3.	4.	5.	6.	7.	8.
144.	Replacement of SPT bridge by RCC Box Cell bridge at clear span 18.00 mtr.(3x6.00mtr.) clear height 3.50mtr. clear carriage way 7.50mtr. without footpath on the road Konabon Itbhatta to Purathal Chowmuhani via Kaiyardepa (approx. length 4.69Km). Job No.TP/COM/101/2002-03 5054- OTPMGSY	Rs.25.88 lakh No.F.7(29)-PWD(W)/ 2002 dated 24-09-2002	31-01-2004	30-09-2004	---	Rs.3.60 lakh	Work is in progress
145.	Construction of RCC Box Cell Bridge triple cell right crossing without footpath at clear span 18.00 mtr. (3x6.00mtr) clear height 3.50 mtr. and clear carriage way 7.50mtr. by replacing existing SPT bridge at Madavtilla on the A.U.S. road near Electrical Office at Jangalia to Sutarmura vial Lalsingmura. Job No.TP/COM/97/2002-03 5054- OTPMGSY	Rs.25.88 lakh No.F.7(28)-PWD(W)/ 2002 dated 16-09-2002	27-02-2004	26-10-2004	---	Rs.3.00 lakh	Work is in progress
146.	Construction of permanent bridge over river Gumati at Badarmukamghat, Udaipur(bridge proper only). 5054- (R&B) NABARD- RIDF- VIII	Rs.4,05,56,600/-No.F.7(111)- PWD(W)/ 2001 dt. 27-02-2002 of the Under Secretary (PWD), Government of Tripura.	17-09-2002	16-03-2005	---	Rs.1,07,32,497/-	---
147.	Construction of permanent bridge at river Manu at Kaliashahar/bridge proper.	E/C Rs.5,48,13,110/- No.F.7(31)-PWD(W)/ 2000 dated 03-09-2002 under PWD T.V.53222223	4/03	03-09-2004	---	Rs.92,92,234/-	Work is in progress
148.	Construction of Manu Barrage over river Manu at Nalkata, North Tripura District(old)	Rs.9,88,25,131/-	09-03-2000	09-03-2004	---	Rs.17,67,49,451/-	---

Sl. No.	Name of Project	Cost of Works and Sanction Order No.	Date of Commencement	Target Date of Completion	Revised Cost, if any	Expenditure upto 3/2004	Remarks
1	2.	3.	4.	5.	6.	7.	8.
149	Construction of RCC bridge over river Dhalai at Chainage 30.96Km on Shibbari-Dhalai road. 8443- IBB Road.	Rs.2,72,35 lakh F.DGW/BRF/2-88/ Tripura/1476-84 dated 17-11-2000.	22-08-2001	12/04	---	Rs.203.66 lakh	Work is in progress
150.	Construction of R.C.C.Bridge over river Howrah at Jirania ADC Head Quarter road including approach road TP/COM/193/01-02 5054-NABARD Demand No.13	Rs.2,11,33,600/- F.7-112/PWD(W)/01 Dt.13.3.02	10.12.02	09.02.04	-	Rs.67,74,983/-	Work is in progress
151.	Replacement of SPT Bridge No.1(24.50)Mtr.by RCC Box Culvert 24.40 mtr.on the road from Barjala to Usha bazaar TP/Com/58/01-02 5054-BADP	Rs.28,15,800/- F.7(250)-PWD(W)/2000 Dt.02-08-01	01-02-02	01-05-02	Rs.2871772/-	-	Work almost completed
152.	Replacement of Bailey bridge at 34.80 KM of Agartala Simna road by RCC Box Culvert(L.24.00KM)(8.00 Tripple cell) TP/Com/265/2000-01 5054-BADP	Rs.41,89,900/- F.1(28)-PWD(W)/2000 Dt.31-03-01	15-09-02	15-09-03	-	Rs.36,96,597/-	Work is in progress
153.	Construction of permanent bridge under Rural infrastructure Development(RIEF-V on NABARD/Construction of Bailey type bridge over Dhania river on champaknagar to Mandai via Vrigudasbari Road (span 140 ft.TP/COM/257) 5054-NABARD	Rs.86,50,000/- F.7(113)-PWD(W)/2000 Dt.08-03-01	19-12-01	14-02-02	-	Rs.61,20,000/-	Work is in progress
154.	Replacement of SPT Bridge at 44.40 KM(Bramakunda/SH AgARTALA Simna road by R.C.C.Box culvert(L.24.00 Mtr)8 Mtr.Tripple Cell) TP/COM/249/2000-01 Civil Depsoite Part-III PMGSY	Rs.1,36,200/- F.8(107)/PWD(W)/ 2000 Dt.13-03-01	03-03-02	02-03-03	-	Rs.24,90,686/-	Work is in progress

Sl. No.	Name of Project	Cost of Works and Sanction Order No.	Date of Commencement	Target Date of Completion	Revised Cost, if any	Expenditure upto 3/2004	Remarks
1	2.	3.	4.	5.	6.	7.	8.
155.	Construction of Parmanent bridge under the Rural infrastructure Developoment Fund(RIEF-V) of NABARD/Construction of Bailey Type bridge Over Durjacherra on Kobrakhamar to Patni via Burakha road Span 110 ft. TP/COM/180/2000-01 5054-NABARD	Rs.54,55,000/- F.7(238)-PWD(W)/2000 Dt.12-12-2000	18-04-02	17-07-02	-	Rs.45,34,000/-	Work is in progress
156.	Constn.of 16 Nos RCC Bridge at different location on existing road work in Tripura consaltancy service for Preliminary and detailed Engineering incl. preparation of detailed project report TP/COM/94/01-02/ 5054-NLP	Rs.44,92,000/- F.7(47)-PWD(W)/2000 Dt.14-09-2000	17-08-01	17-02-02	-	Rs.43,54,284/-	Work is in progress
157.	Constn.of RCC Bridge over Katakhal at Indranagar on Agartala(Dhaleswar) G.B.road. TP/COM/219/99-2000 5054-NABARD	Rs.1,09,76,000/- F.5(112)-PWD(W)/99 Dt.30.10.99	15-07-2000	25-10-02	-	Rs.1,74,18,000/-	Work is in progress
158.	Constn.of RCC Bridge over Tributary of Katakhal at Indranagar on Agartala(Dhaleswar) G.B.Hospital road TP/COM/218/99-2000 5054-NABARD	Rs.11149000/- F.5(113)-PWD(W)/99 Dt.30.09.99	15-07-2000	25-10-02	-	Rs.96,73,000/-	Work is in progress
159.	Replacement of SPT Bridge No.2 Ghoramara near Chakbasta on the road from Ranirbazar to T.E.College by 150'ft long bailery Bridge TP/COM/67/02-03/ 5054-OTPMGSY(G)	Rs.87.80 lakh F.7(1)-PWD(W)/02 Dt.19-06-02 U/S P.W.D	-	-	-	-	Tender invited
160.	Replakhement of SPT Bridge (24.50 M) by RCC culvert(26.40M) on the road from Mailakhola to Nutannagar (Tripple cell Box 8.00 M clear spun) at Mailakhala TP/COM/95/02-03 5054-OTPMGSY(G)	Rs.28.64 lakh F.5(52)-PWD(W)/02 Dt.24.09-02	26-10-03	22-04-04	-	Rs.3,36,000/-	Work is in progress

Sl. No.	Name of Project	Cost of Works and Sanction Order No.	Date of Commencement	Target Date of Completion	Revised Cost, if any	Expenditure upto 3/2004	Remarks
1	2.	3.	4.	5.	6.	7.	8.
161.	<b>Road Works</b> Implementation/ upgradation of Kailashahar -D.K. Road/portion from Fatikroy to Assam border (65.586 Km) in Tripura/Gr. No. V from Dharmanagar to Assam border (ch. 47.798 Km to 65.586 Km.) pavement (job no.TP/Com/183/98-99/portion from 66.586 Km. (5.00 Km) 4552- NEC 4552-04-800-57-49-53.	Rs.1,07,93,090/- No.F.5(142)PWD(W)/98 dt. 16-3-1999.	20-10-2002	19-07-2003	NIL	Rs.10,67,000/-	---
162.	Implementation/ upgradation of Kailashahar -D.K. Road/portion from Fatikroy to Assam border (65.586 Km) in Tripura/Gr. No. V from Dharmanagar to Assam border (ch. 47.798 Km to 65.586 Km.) pavement (job no.TP/Com/183/98-99/portion from 55.586 Km.to 60.586Km (5.00 Km) pavement. 4552- NEC 4552-04-800-57-49-53.	02/CE/ND/02-03 Rs.98,31,727/- No.F.5(142)PWD (W)/98 dt. 16-3-1999.	20-10-2002	19-07-2003	NIL	Rs.67,32,415/-	---
163.	Implementation/upgradation of Kailashahar - D.K. Road/portion from Fatikroy to Assam border (65.586 Km) in Tripura/Gr. No. V from Dharmanagar to Assam border (ch. 47.798 Km to 65.586 Km.) pavement (job no. TP/Com/183/98-99/portion from 51.000 Km.to 55.586Km (5.00 Km) pavement. 4552- NEC 4552-04-800-57-49-53.	Rs.92,17,606/- No.F.5(142)/PWD (W)/98 dt. 16-03-1999.	19-10-2002	18-07-2003	NIL	Rs.35,24,057/-	---

Sl. No.	Name of Project	Cost of Works and Sanction Order No.	Date of Commencement	Target Date of Completion	Revised Cost, if any	Expenditure upto 3/2004	Remarks
1	2.	3.	4.	5.	6.	7.	8.
164.	Implementation/upgradation of Fatikroy-Kailashahar-Dharmanagar- Kukital-Chandkhira road/ portion from Farikroy to Assam border (65.586 Km) in Tripura/Gr. No. IV from Thandacherra to Dharmanagar (ch. 33.975 Km to 47.798 Km.)/ pavement (job no. TP/Com/185/98-99/portion from 33.975 Km. to 40.225Km (6.250 Km). 4552- NEC 4552-04-800-57-09-53.	Rs.1,24,51,947/-	23-10-2002	22-07-2003	NIL	Rs.68,05,920/-	---
165.	Implementation/upgradation of Fatikroy-Kailashahar-Dharmanagar- Kukital-Chandkhira road/ portion from Farikroy to Assam border (ch. 33.975 Km to 47.798 Km.)/ pavement (job no. TP/Com/185/98-99/portion from 40.225 Km. to 46.56Km (6.275 Km). 4552- NEC 4552-04-800-57-09-53.	Rs.1,24,75,286/-	23-10-2002	22-07-2003	NIL	Rs.75,02,913/-	---
166.	Improvement of Agartala Air Port Road Mahatma Gandhi Sarani Road TP/COM/109/01-02 5054-OPPMGSY(G)	Rs.16098000/- F.8.52/PWD(W)01 Dt.17-10-01	26-10-02	25-10-03	-	-	Work order issued
167.	Improvement of Sonamura -Nidaya-Belonia road (44.20Km) with HUDCO Loan Assistance portion from Belonia to Barpathari road (11.20Km) 5054- HUDCO	Rs.215.12 ( in lakh)	14-02-2003	13-03-2004	Rs. 156.87 ( in lakh )	Rs. 58.25 ( in lakh )	---

Sl. No.	Name of Project	Cost of Works and Sanction Order No.	Date of Commencement	Target Date of Completion	Revised Cost, if any	Expenditure upto 3/2004	Remarks
1	2.	3.	4.	5.	6.	7.	8.
168.	Improvement of Belonia- Hrishyamukh road (20.00 Km) with HUDCO Loan Assistance ch.0Km. to 5.00 Km. 5054- HUDCO	Rs.80.35 ( in lakh )	11-02-2003	11-02-2004	Rs. 50.00 ( in lakh )	Rs. 75.10 ( in lakh )	---
169.	Improvement of road from Purba Pillak to Bagmara via Palisardar para/Sukuljoy Mongal Prasad para/E work soling and corass drainage structure, pucca drain etc. TP/COM/178/ 2001-02/SH Upgradation formation 0.00 Km to 6.00Km Gr.-I. 5054-OTPMGY Gel.	Rs.28.53 ( in lakh )	11-10-2003	10-04-2004	Rs. 24.53 ( in lakh )	Rs.4.30 ( in lakh )	---
170.	Improvement of road from Purba Pillak to Bagmara via Palisardar para/Sukuljoy Mongal Prasad para/E work soling and corass drainage structure, pucca drain etc. TP/COM/178/2001-02/SH Upgradation formation 0.00 Km to 6.00Km Gr.-II. 5054-OTPMGY Gel.	Rs.29.12 ( in lakh )	11-10-2003	10-04-2004	Rs.22.12 ( in lakh )	Rs.7.00 ( in lakh )	---
171.	Improvement of Udaipur-Jatanbari road (46.00Km) with HUDCO Assistance-Portion from C.H.O.C.N. 10.00 Km.	Rs.1,40,78,200/- No. F.5(157)/PWD(W)/ 2002 dated 07-02-2003.	20-03-2004	04-03-2005	---	NIL	Work is in progress
172.	Improvement of road from Sonamura to Bisramganj via Taxapara /metalling, Carpeting and sand seal (4.00Km) in different stretches portion in between 2.00 Km to 12.00 Km. 5054- C.O. (R&B)	Rs.33,27,572/- No. F.5(56)/PWD(W)/ 2001 dated 29-09-2001.	11-07-2002	10-01-2003	---	Rs.34,34,869/-	- do -
173.	(i) Manipathar to Kalakhhera (L. 3.50Km) under Kathalia Block, (ii) Larrorbari Chowmuhanani to ONGC project (L.3.50Km) under Boxanagar Block. PMGSY Package.	Rs.1,87,207 lakh.	---	---	---	---	-do-



Sl. No.	Name of Project	Cost of Works and Sanction Order No.	Date of Commencement	Target Date of Completion	Revised Cost, if any	Expenditure upto 3/2004	Remarks
1	2.	3.	4.	5.	6.	7.	8.
174.	(i) MLA para to Amala Kimura (L.3.00Km) under Melaghar Block, (ii) Katchamura to Ghosh para(L.2.00Km) under Melaghar Block. PMGSY Package.	Rs.113.048 lakh.	---	---	---	52,85,344/-	Work is in progress
175.	Improvement of Sonamura-Nidaya-Belonia road (44.20Km) with HUDCO Loan Assistance/portion road Kathalia (ch.16.00 Km) to Barpathari(ch.33.00Km) 5054- C.O.(R&B)	Rs.4,13,03,000/- No.F.5(57)PWD(W)/02 dated 05-08-2002.	26-03-2003	25-03-2004	---	Rs.1,33,82,000/-	- do -
176.	Improvement of Sonamura-Belonia road (44.20Km) with HUDCO Loan Assistance/portion from Sonamura (ch. 0 Km) to Kathalia(ch.16.00Km) 5054- C.O.(R&B)	Rs.2,36,56,000/- No.F.5(56)PWD(W)/02 dated 05-08-2002	26-05-2003	25-08-2004	---	Rs.94,95,000/-	- do -
177.	Improvement of Mohanbhog-Taibandal-Thalibari-Kthalia road (L. 22.00Km) providing metalling, carpeting and sand seal coat. 5054- C.O.(R&B)	Rs.79,19,100/- No.F.5(34)PWD(W)/ 2000 dated 10-6-2002. Rs.45,95,000/- No.F.5(35)PWD(W)/02 dated 10-06-2002.	25-03-2003	24-04-2004	---	Rs.89,70,000/-	- do -
178.	Improvement of Bishalgarh-Boxanagar-Sonamura road (L.41.75Km) with HUDCO Loan Assistance/portion from ch.27.85Km Kamalnagar to ch.41.75Km Sonamura. 5054- C.O.(R&B)	Rs.3,57,79,200/- No.F.5(73)PWD(W)/02 dated 02-10-2002.	25-03-2003	24-04-2004	---	Rs.87,80,913/-	- do -

Sl. No.	Name of Project	Cost of Works and Sanction Order No.	Date of Commencement	Target Date of Completion	Revised Cost, if any	Expenditure upto 3/2004	Remarks
1	2.	3.	4.	5.	6.	7.	8.
179.	Improvement of National Highway-44 town portion maintained from Chandrapur to Howrah bridge at Battala. 5054- Road & Bridges.	NH-44 sanction awarded to Rs.543.12 lakh under Job No.713/457 from Director General of Border roads, Seema Sadak Bhavan, Ring Rd. Delhi Cantt., New Delhi-110010 vide signal no.2605023/NP cord dt.20.2.03 & receipt of fund of Rs.1,25,00,000/- by A/C payee original check bearing no.AW-327881 dt.31.3.03 & communicated vide no.F.1(14)-PWD(B&A)/02 dt. 5.4.02 by CE Tripura, Rs.27,99,979/-	23-04-2003	22-10-2003	---	Rs.1,52,15,186/-	Work is in progress.
180.	Critical infrastructure balances CIB Scheme for expert promotion facilitation improvement of road from Fire Service to Akhaura Check Post/SH construction of RCC drain cover for parking plakhe. 8443- Civil Deposit.	Rs.41,00,000/- No.DI/FI/1(3)/(P-VI)/ 4755-61 dt. 26-03-2002	04-05-2002	03-11-2002	---	Rs.29,69,776/-	- do -
181.	Maintenance of Agartala town road/SH-widening and re-carpeting from Buddha Mandir to Cantonment road. 3054- Roads and Bridges.	Rs.27,91,035/-	08-03-2003	07-07-2003	---	Rs.33,81,272/-	- do -
182.	Maintenance of Agartala town road/portion from North Gate to Central Jail. Bhagaban Chowmuhani, Volcan Club/SH- widening and carpeting. 3054- Roads and Bridges.	Rs.28,05,694/-	09-10-2001	08-04-2002	---	Rs.14,67,925/-	Work is in progress.
183.	Improvement of Agartala town road during 2000-01/Improvement of Netaji Subhash Road/portion from Gandighat to Motor Stand via M.B.B. club. 5054- Roads and Bridges.	Rs.50,73,500/- No.F.5(231)-PWD(W)/ dated 26-05-2001 2001	05-11-2003	06-02-2004	---	Rs.18,11,108/-	Some portion of drain work on the southside of N. Chow. towards Golbazar completed.

Sl. No.	Name of Project	Cost of Works and Sanction Order No.	Date of Commencement	Target Date of Completion	Revised Cost, if any	Expenditure upto 3/2004	Remarks
1	2.	3.	4.	5.	6.	7.	8.
184.	Improvement of Pecharthal-Kanchanpur road (longth 29.00Km) with HUDCO Loan Assistance/portion from ch. 9.00Km to 19.00Km. 5054- HUDCO	Rs.211.00 lakh No.F.5(101)-PWD(W)/ 2002 dated 21-11-2002 by Secretary (PWD) Tripura. under	11-11-2003	10-11-2004	---	Rs.74.18 lakh	60% of the work completed.
185.	Improvement of Pecharthal-Kanchanpur road (longth 29.00Km) with HUDCO Loan Assistance/portion from ch. 19.00Km to 29.00Km. 5054- HUDCO	Rs.216.16 lakh No.F.5(135)-PWD(W)/ 2002 dated 20-12-2002 by Secretary (PWD) Tripura. under	11-11-2003	10-11-2004	---	Rs.70.63 lakh	60% of the work completed.
186.	Construction of ring road around Sabroom town/portion from shastri coloney to 39 Jelafa. (ch. 4.89Km to 7.44Km.) Job No.TP/COM/184/02-03. 5054-	Rs.31,24,137/- No.6(81)-PWD(W)/2002 dated 31-10-2002	04-03-2003	03-09-2003	---	Rs.5.55 lakh	---
187.	Construction of ring road around Sabroom town/portion from Doubari to Shastri coloney (ch. 0Km to 4.89Km.) Job No.TP/COM/184/02-03. 5054-	Rs.53,01,410/- No.F.6(81)-PWD(W)/ 2002 dated 31-01-2002	27-03-2003	02-09-2003	---	Rs.5.41 lakh	---
188.	Improvement of road under Sabroom Nagar Panchayat/SH metalling, carpeting and pucca side drain Job No.TP/COM/111/02-03. 5054-	Rs.34,58,515/- No.F.3(20)-PWD(W)/02 dated 05-10-2002	27-03-2003	26-09-2003	---	Rs.14.71 lakh	---
189.	Construction of road from (i) Manughat to Amlighat (4.00Km) under Satchand Block, (ii) U.S. road to Howaibari (2.50KM) under Satchand Block. Deposit work.	Rs.1,71,34,838/-	18-02-2003	17-02-2004	---	Rs.50.00 lakh	---

Sl. No.	Name of Project	Cost of Works and Sanction Order No.	Date of Commencement	Target Date of Completion	Revised Cost, if any	Expenditure upto 3/2004	Remarks
1	2.	3.	4.	5.	6.	7.	8.
190.	Improvement of road from Poangbari to Amlighat via Panikata/E.W. for formation, brick soling and spun pipe culvert. Job No. TP/COM/76/02-03. 5054-	Rs.31,40,543/-	12-02-2003	11-08-2003	---	Rs.14.33 lakh	---
191.	Improvement of road from Agartala-Takarjala road to Kanchanmala near Ashim Debbarma's house/SH- metaling, carpeting, patch repairing, grouting, seal coat etc. Group-No.-I/length 5.00Km. 5054-	Rs.34.90 lakh No.F.5(143)-PWD(W)/ 2000 dated 14-12-2000	24-02-2003	24-08-2003	---	Rs.25.60 lakh	Work is in progress.
192.	Improvement of road Herma to Ramnagar Bazar (approx length 3.50 Km) metaling, carpeting, etc. 8443- PMGSY	Rs.26.99 lakh No.F.5(103)-PWD(W)/ 1998 dated 07-06-1999	12-07-2003	11-01-2004	---	Rs.8.00 lakh	Work is in progress
193.	Improvement of approach road at Devipur farm/SH- soling, mateling, carpeting, widening and cutting road side drains (BADP) 4403-	Rs.44.83 lakh No.F.5(106)-ARDD/ PLAN/2002/13211-222 dated 06-11-2003	05-03-2004	04-09-2004	---	Rs.10.44 lakh	- do -
194.	Improvement of Udaipur town road from Subhash Setu to Brahmabari via central road. Job No.CRF/TR/2002-03 5054- (R&B) OTPMGSY CRF	Rs.1,32,43,589/-No.F.5(80)- PWD(W)/ 2002 dt. 30-10-2002 of the Under Secretary (PWD), Government of Tripura.	25-03-2003	26-03-2004	---	Rs.1,12,22,951/-	Main work completed, Drain work nearing completion.
195.	Improvement/upgradation of FKDKC road/portion from Fatikroy to Assam borderGr.II portion. 4552- NEC	E/C Rs.36,04,936/- TV 47,62,426/-	26-02-2004	26-08-2004	---	Rs.10,08,000/-	Work n progress

Sl. No.	Name of Project	Cost of Works and Sanction Order No.	Date of Commencement	Target Date of Completion	Revised Cost, if any	Expenditure upto 3/2004	Remarks
1	2.	3.	4.	5.	6.	7.	8.
196.	Improvement/upgradation of FKDKC road/portion from Fatikroy to Assam border(65.586 Km) in Tripura Gr.II/portion from Panchamnagar to Kailashahar/SH metalling and carpetting ch.12.96Km to 17.96Km. 4552- NEC	E/C Rs.79,12,398/- TV 99,32,504/-	06-12-2003	04-06-2004	---	Rs.35,74,468/-	Work is in progress
197.	Construction of road from Baburbazar-Irani road to Hiracherra forest beat office via Fizalil Madrassa/ SH formation of road 1.00Km (under PMGSY Scheme) under Gournagar Block package. No.TR/03/13/01-02 5054- PMGSY	E/C Rs.19,69,143/- TV 28,15,874/-	12-01-2004	11-07-2004	---	NIL	- do -
198.	Improvement/upgradation of FKDKC road/portion from Fatikroy to Assam border in tripura (0.00Km to 81.00Km) portion from Panchamnagar to Kailashahar(8.20Km to 12.96Km).	E/C Rs.26,37,130/-	11-05-2002	06-11-2002	---	Rs.36,05,108/-	---
199.	Construction/improvement of road from Bulongbassa to Dalapati para road portion from 2.75Km to 7.675Km. 5054- (OTPMGSY)(TSP)	Rs.27.93 lakh No.F.5(169)/PWD(W)/ 98 dated 16-03-1999.	25-02-2002	11/04	---	Rs.7.50 lakh	Work is in progress
200.	Up-gradation of the road from K. A. road to Kaimai cherra ( L-5.00Km.) under Salema Block/Gr-II/portion from 2.50Km. to 5.00Km. under PMGSY package No.TR/04/2001-02. 8443- PMGSY	Rs.46.85 lakh	26-06-2003	12/04	---	Rs.10.35 lakh	- do -

Sl. No.	Name of Project	Cost of Works and Sanction Order No.	Date of Commencement	Target Date of Completion	Revised Cost, if any	Expenditure upto 3/2004	Remarks
1	2.	3.	4.	5.	6.	7.	8.
201.	Up-gradation of the road from K. A. road to Panboa ( L-3.50Km.) under Salema Block under PMGSY package No.TR/04/01/2001-02. 8443- PMGSY	Rs.65.58 lakh	04-06-2003	12/04	---	Rs.13.13 lakh	Work is in progress
202.	Up-gradation of the road from K. A. road to Kaimai cherra ( L-5Km.) under Salema Block(Gr.-I)/portion from 0.00Km. to 2.50Km. under PMGSY package No.TR/04/01/2001-02. 8443- PMGSY	Rs.46.83 lakh	27-03-2003	12/04	---	Rs.16.88 lakh	- do -
203.	Construction of road from Jawahar nagar to Dhumacherra (L-12.00Km.) under PMGSY Scheme/Gr-I/portion from 3.00Km to 6.00Km under Ambassa Block, package No.TR/04/05/2001-02 8443- PMGSY	Rs.52.00 lakh	28-05-2003	9/04	---	Rs.18.28 lakh	- do -
204.	Construction of road from Jawahar nagar to Dhumacherra (L-12.00Km.) under PMGSY Scheme/Gr-II/portion from 6.00Km to 9.00Km under Ambassa Block, package No.TR/04/05/2001-02 8443- PMGSY	Rs.53.15 lakh	28-05-2004	9/04	---	---	Work is in progress
205.	Up-gradation of the road from 8443-K.A. road to Kandigram (L - 1.80Km.)/under PMGSY Scheme under Salema Block. 8443- PMGSY	Rs.33.98 lakh	02-12-2003	12/04	---	---	- do -
206.	Improvement of road from Kailashahar to Kumarghat with HUDCO Loan Assistance/portion from 14.00Km to 26.00Km. Job No.TP/COM/74/02-03. 5054- HUDCO Loan.	Rs.305.41 lakh No.F.15(37)-PWD(W) 2002 dated 02-06-2002.	18-02-2003	17-02-2004	---	Rs.98.73 lakh	- do -

Sl. No.	Name of Project	Cost of Works and Sanction Order No.	Date of Commencement	Target Date of Completion	Revised Cost, if any	Expenditure upto 3/2004	Remarks
1	2.	3.	4.	5.	6.	7.	8.
207.	Improvement/upgradation Fatikroy-Kailashahar-Dharmanagar-Kadamtala-Kukital Chandkhira road/portion from Fatikroy to Assam border/(L 65.586Km) in Tripura/Gr.No-I. From Fatikroy to Panchamnagar( 0.00Km to 8.20Km)/SH-metalling, carpeting from 2Km to 6Km. 4552- NEC.	Rs.62.87 lakh	15-05-2003	14-10-2003	---	Rs.7.80 lakh	Work not completed due to Slow progress.
208.	Construction/improvement of NEC road from Pecharthal-Fatikroy-Halahali-Chebri road in Tripura (94Km) SH- construction of RCC bridge over Ratacherra at ch.22.550 from Halahali under NEC programme/SH- construction of bridge portion/ balance work of agreement No.76/CE/EE/KD/90-91. 4552- NEC.	Rs.29.75 lakh	23-03-2002	22-09-2002	---	Rs.26.54 lakh	Work will be completed by 3/05.
209.	Re-carpeting on Chowmanu-Manikpur road/portion from 0Km to 7Km. 3054- Maintenance Road & Bridges.	Rs.27.04 lakh	05-08-2003	05-08-2004	---	---	Work is in progress.
210.	Improvement of Road from DurgaChowmuhani to Trijunction VIP(Airport Road)at Panchabati TP/COM/160/01-02 5054-OTPMGSY(G)	Rs.15250900/- F.5-III/PWD(W)/01 Dt.30-01-02	26-02-03	25-06-03	-	-	Work order issued.
211.	Improvement of road from R,K,Nagar Bridhannagar Radio Station via Kalinagar L.4.5 K.M. TP/COM/137/01-02 5054-OTPMGSY(G)	RS.61,53,400/- F.5-86/PWE(W)/01 Dt.24-12-01	-	-	-	-	Tender under process.

Sl. No.	Name of Project	Cost of Works and Sanction Order No.	Date of Commencement	Target Date of Completion	Revised Cost, if any	Expenditure upto 3/2004	Remarks
1	2.	3.	4.	5.	6.	7.	8.
212.	Improvement of Agartala Air Port Road Mahatma Gandhi Sarani Road TP/COM/109/01-02 5054-OPPMGSY(G)	Rs.1,60,98,000/- F.8.52/PWD(W)01 Dt.17-10-01	26-10-02	25-10-03	-	-	Work order issued
213.	Improvement of VIP road M.G.Sarani/SH/ Widening of road(from Chajal Chowmuhani to North end of Air port Boundary. TP/COM/39/01-02 5054-C.R.F.	Rs.26,86,000/- F.5-22(PWD)-01 dated 25-06-2001	05-09-01	04-09-02	Rs.14,02,190/-	-	Work is in progress
214.	Improvement of road old Mandai to Daskibasara via Santarampara, Batcerpara/Formation work including single flat brick soling pucca cross drain ect.including 1 No.12M R.C.C.Box culvert TP/Com/64/01-02 5054-OTPMGSY(G)	Rs.29,36,000/- F.5(203)-PWD(W)/2000 Dt.18-08-01	27-04-01	26-10-02	-	Rs.13,52,769/-	Work is in progress
215.	Improvement of road from old Agartala to Chandrapur via Baldakhal(4.20KM) SH Widening metalling TP/COM/279/2000-01 5054-OTPMGSY(G)	Rs.36,12,000/- F.5(188)-PWD(W)/2000 Dt.31-03-01	07-05-02	22-06-02	-	Rs.1,00,000/-	Work is in progress
216.	Construction of road from Ranirbazar to Nalgaria via Assam para Portion from A.A.Road at Dhanchowmuhani to Assam Para(Purba)/ Formation,Soling,Protection Work in/c.constn.of Pucca road side drain and RCC culvert. TP/COM/179/2000-01 5054-OTPMGSY(G)	Rs.67,62,900/- F.5(102)-PWD(W)/2000 Dt.29-11-2000	08-06-01	07-12-01	-	Rs.16,99,000/-	Work is in progress



Sl. No.	Name of Project	Cost of Works and Sanction Order No.	Date of Commencement	Target Date of Completion	Revised Cost, if any	Expenditure upto 3/2004	Remarks
1	2.	3.	4.	5.	6.	7.	8.
217.	Imp.of road from Salbagan to Bamutiabazar to Fatik cherra bazaar L.19.00 KM/portion from 4.00 KM to 6.50 KM. TP/COM/287/99-2000 5054-OTPMGSY(G)	Rs.31,80,000/- F.5(144)-PWD(W)/99 Dt.24-01-01	07-02-2000	02-01-01	-	Rs.22,49,960/-	Work is in progress
218.	Renovation of Agartala-Simna road/Metalling and Carpetting portion from 40.00 KM to 42.00 KM and 43.00 KM to 44.00 KM TP/COM/133/99-2000 5054-OTPMGSY(G)	Rs.28,19,900/- F.5(64)-PWD(W)/99 Dt.23-07-99	10-12-2000	17-06-01	-	Rs.31,53,000/-	Work is in progress
219.	Imp.of road from Ranirbazar to T.E.College via chakbasta/Re-placement of SPT Bridge over charamara at 0.380 KM from Ranirbazar by RCC BOX Culvert(L.24.00 Mtr) 8M Tripped cell TP/COM/5/02.03/02-03 5054-OTPMGSY(G)	Rs.33,69,200/- F.5(16)-PWD(W)/01 Dt.19-04-02	-	-	-	-	Tender invited
220.	Imp.of road from A.A.road (Near Sadhupara R.C.C.Bridge) to Kwonlin bari via sinaikari thuk bwathong Komi/SH providing brick soling pallasiding and widening earth cutting of filling and side drain and constr.of 4 Nos SPT Bridge etc.(L.18.00M) under area based programe(ST Area) TP/COM/29/02-03 5054-OTPMGSY(G)	Rs.1,11,59,000/- F.5(2)-PWD(W)/02 Dt.07-05-02 Of u/s. Pwd(T)	-	-	-	-	Tender under process
221.	Widening of road from 79-Tilla to Banikya chowmuhani(L.7.00 KM) portion from 0 to 3.50 KM/GR-I widening Metalling carpeting in the portion from 0 to 3.50 KM TP/COM/45/02-03 5054-OTPMGSY(G)	Rs.35,06,000/- F.5(19)-PWD(W)/02 Dt.15-05-02 Of U/s PWD	15-10-02	12-04-04	-	Rs.22,66,062/-	Work is in progress

Sl. No.	Name of Project	Cost of Works and Sanction Order No.	Date of Commencement	Target Date of Completion	Revised Cost, if any	Expenditure upto 3/2004	Remarks
1	2.	3.	4.	5.	6.	7.	8.
222.	Widening of road from 79-Tilla to Baikya chowmuhani(L-7.00 KM)portion from 3.50 KM to 7.00 KM TP/COM/46/02-03 5054-OTPMGSY(G)	Rs.35,00,000/- F.5(18)-PWD(W)/02 Dt.15-05-02	-	-	-	-	Tender invited
223.	Imp.of road from Agartala-Simna under HUDCO assistance/portion from Khowai Chowmuhani to Simna(chainage 29.250 KM to 48 KM) TP/COM/61/02-03 5054-OTPMGSY(G)	Rs.1,97,32,000/- F.5(33)/PWD(W)/02 Dt.1-06-02 Of U/S PWD	-	-	-	-	Tender invited
224.	Imp.of road from T.E.College to Mandai via Kaiya chanbari(L.5.00 KM) during the year 02-03/SH Metalling and carpeting TP/COM/95/02-03 5054-OTPMGSY(G)	Rs.39.32 lakh F.4(45)-pWD(W)/02 Dt.09-09-02 Of U/S PWD.EIC	11-06-03	12-02-04	-	Rs.7,76,500/-	Work is in progress
225.	Constn.of road from N.E.C. P.W.D.road to Khangari via Dhanai Twipather/SH Earth Cutting & filling(formation) brick soiling etc/portion from Twipather S.B.School and Khangari(L.6.75 KM)(Area base programme) TP/COM/242/02-03 5054-OTPMGSY(TSP)	Rs.33.76 lakh F.5(69)-PWD(W)/02 of Under Section PWD of 03.0 & .03	-	-	-	-	Tender invited
226.	Widening of road from NH-44 at khayerpur to Growth center at Budhanginagar/porting from Khayerpur to Banikya chowmuhani Gr.I TP/COM/6/03-04 5054-OTPMGSY(G)	Rs.76.00 lakh F.5(1)-PWD(W)/03 U/S P.W.D. Dt.17-07-03	-	-	-	-	Tender invited

Sl. No.	Name of Project	Cost of Works and Sanction Order No.	Date of Commencement	Target Date of Completion	Revised Cost, if any	Expenditure upto 3/2004	Remarks
1	2.	3.	4.	5.	6.	7.	8.
227.	Constn.of road from N.E.C. P.W.D.Road (Old Mandai to Patni road)Nabong(Harbang) via Surbripura TP/COM/9/03-04 5054-OTPMGSY(TSP)	Rs.36.64 lakh F.5(15)/PWD/(W)/03 Dt.19-07-03	-	-	-	-	Tender invited
228.	Imp.of road from Harijoy Chowdhuri para school to T.E.C.Road(Food-Go-down) via Anandanagar Sadhupara road L.5.00 KM.Metalling and carpeting. TP/COM/125/03-04 5054-OTPMGSY(TSP)	Rs.49.28 lakh F.5(119)-PWD(W)/03 U/S P.W.D. Dt.31-03-04	-	-	-	-	Tender invited
229.	<b>Electrical Works</b> TFD action plan of 1996-97/SH Augmentation of Mission Tilla Sub-station by adding 152/33/11KV, 1x75MVA transformer from 79 Tilla Grid Sub-station, Agartala. 4801- C.O. on PP/Aun/MT/EE Mission Tilla Sub-station.	Rs. 90,41,368/- No.F.(6)-CEE/85/13448 dated 27-07-1996	08-09-1999	07-09-2000	NIL	Rs.1,18,13,795/-	Work is in progress.
230.	Construction of 1x5 MVA 33/11 KV Sub-station at Kadamtala, North Tripura. 4801- PPOE.	Rs.62,57,803/-	26-11-2002	21-09-2003	---	Rs.52,22,427/-	- do -
231.	Supply, Errection Testing and Commissioning of 1x7.5 MVA sub-station at Khayerpur. 4801- Non-Lapsable Central Pool of Resources.	Rs.73,36,313/- Agreement No.ED-III/ 32/2002-2003 dated 23-10-2002.	07-11-2002	06-07-2003	NIL	Rs.27,11,087/-	- do -
232.	Manufacturing and supply of PCC Poles for different sizes for West Tripura District. 4801- P.P. & 2801- P.P.	Rs.2,18,70,000/- Agreement No.ED-III/ 36/2003-2004 dated 04-04-2003.	04-04-2003	04-04-2004	NIL	Rs.1,40,64,691/-	Work is in progress (final stage).

Sl. No.	Name of Project	Cost of Works and Sanction Order No.	Date of Commencement	Target Date of Completion	Revised Cost, if any	Expenditure upto 3/2004	Remarks
1	2.	3.	4.	5.	6.	7.	8.
233.	Augmentation of 132KV Sub-station at Agartala by 2x15MVA, 132/22KV power transformer with shifting of existing 2x75MVA 132/33/11KV power-transformer.	Rs.330.963 lakh. No.F.10(6)-CEE/86/145 dated 01-10-1992.	20-12-1994	31-12-2000	Rs.412.43 lakh (deviation statement sanctioned)	Rs.412.43 lakh	The amount is inclusive of agency charge (percentage recovery) & some other petty work related to the work revised estimate under progress.
234.	Supply, Errection and Commissioning of Associated Electrical Infrastructure in connection with the augmentation or Grid Sub-station ny 1x15 MVA & 2x20MVA transformer.	No.F.11(1)CEE/85(S)/6 82-86 dated 28-03-2000 & No. 750-754 dated 04-04-2002.	27-06-2002	27-06-2003	Rs.123.00 lakh	Rs.122.00 lakh	Work is in progress
235.	Augmantation of Rampur Sub-station by another 1x15MVA transformer.	No.F.11(16)-CEE/2001/ 91-95 dated 07-01-2002.	11-07-2002	10-03-2003	Rs.41.77 lakh	Rs.37.94 lakh	Work is in progress
236.	Procurement (supply, erection & commissioning) of PLCC equipments for establishment of communication in different Sub-station of 132KV transmission line in Tripura during the year 1999-2000 & 2000-2001 including connection with Purba Kanchanbari & Kailashahar 132/33KV Sub-station.	No.F.11.(II)-CEE / 2000 / 677-81 dated 28-03-2000	15-09-2002	15-03-2003	Rs.104.00 lakh	Rs.94.00 lakh	- do -
237.	Renovation of 132KV S/C transmission line from Kamalpur to Khowai. 4801- Non-lapsable Central Pool of resources.	Rs.2,92,91,119/- No.EE/TD/2003-04/17 dated 20-08-2003.	28-08-2003	29-04-2004	Tentative deviation approved by CE(E), Tripura for Rs.1,31,90,118 /- vide U No. 22 dt.20.1.04.	Rs.1,95,26,000/-	Work is in complete stage.
238.	Construction of 132KV Sub-station at Gamaitilla construction of double storied control room building at Gamaitilla, Teliamura. 4801- P.P.	Rs.27,60,249/- Agreement EE/TD/ 2003-04/5 dated 13-06-2003.	10-06-2003	09-06-2004	NIL	NIL	Work is in progress

Sl. No.	Name of Project	Cost of Works and Sanction Order No.	Date of Commencement	Target Date of Completion	Revised Cost, if any	Expenditure upto 3/2004	Remarks
1	2.	3.	4.	5.	6.	7.	8.
239.	Augmentation of 66/33/11 KV Sub-station by 1x10 MVA transformer at 66KV Sub-station at Bagafa. 4801-	Rs.94,15,518/- (i) No.F.16(36)-CEE/2001/10391-95 dt. 30-04-01,(ii) No.F.10 (271)-CEE/2014 dt. 18-08-01.	02-11-2001	02-07-2002	Rs.93,39,534/-	---	---
240.	Augmentation of 66/11 KV Sub-station by 1x10 MVA, 66/33 KVA transformer at Belonia. 4801-	Rs.69,47,750/- F.No.10(27)/CEE/85/66 2 dated 27-03-2000	30-02-2001	30-08-2001	Rs.69,10,220/-	---	---
241.	Augmentation of 66KV sub-station at Udaipur by 1x15MVA, 132/11KV and 132/66KV, 1x15MVA auto transformer.	Rs.2,81,56,430/- Agreement No. ED-IV/UDP/01/2000-01 dated 25-08-2000.	05-08-2000	04-04-2001	item rate	Rs.2,96,77,698/-	---
242.	Supply, erection and commissioning of 66/11KV, 1x6.3MVA sub-station at Amarpur.	Rs.1,70,22,549/- Agreement No. ED-IV/UDP/02/1995-96	13-11-1995	10-05-1997	Form- 8 item rate	Rs.1,66,22,009/-	---
243.	Manufacturing and supply of different sizes (7.5mtr., 8mtr., 9mtr., 10ng) P.C.C. poles for South Tripura district for the year 2003-04.	Rs.1,27,43,500/- Agreement No. ED-IV/UDP/01/2002-03 dated 14-08-2002.	14-08-2002	13-08-2003	- do -	Rs.1,82,73,397/- (11th R/A & final)	---
244.	Manufacturing and supply of different sizes (7.5mtr., 8mtr., 9mtr., 10ng) P.C.C. poles for South Tripura district for the year 2003-04.	Rs.1,33,17,000/- Agreement No. ED-IV/UDP/03/2003-04 dated 22-03-2004	22-03-2004	21-03-2005	- do -	Rs.36,79,641/- (1st R/A & final)	---
245.	Supply erection testing & commissioning of 1 X 7.5 MVA 33/11 KV Sub-stn.at Melaghar.Tripura(West) 4801-Power Project(Plan) Non Lapsable Central Poll of resource	Rs.1,15,11,206/- No.F.11(36)CEE/2001/8 740-44 Dt.09-04-2001	09-09-2002	06-05-2003	-	Rs.4391490/-	Work is in progress Expected to be completed by 31-10-04
246.	Augmentation of Rabindranagar Sub-Stn.by 1 X 5 MVA 66/33 KV Transformer by Transporting from Bagafa. 4801-Power Project (P) State Plan	Rs.48,29,352/- F.11(36)CEE/201-02/12 Dt.20-07-01	04-06-02	03-03-2003	-	Rs.612801/-	Work is in progress Expected to be completed by 31-10-04

Sl. No.	Name of Project	Cost of Works and Sanction Order No.	Date of Commencement	Target Date of Completion	Revised Cost, if any	Expenditure upto 3/2004	Remarks
1	2.	3.	4.	5.	6.	7.	8.
247.	Constn.of 33 KV line from Rabindranagar 66 KV sub-stn.to Kathalia Proposed 33/11 KV Sub-Station 4801-APDRP	Rs.25,09,066/-	01-04-04	15-09-04	-	Rs.578404/-	Work is in progress Expected to be completed by 31-10-04
248.	<b>GAS THERMAL Works</b> Gas Thermal Project at development site for new 21 MW-Gas Turbine unit. 4801-C.O. on P.P.(P)	Rs.42,20,645/-	12-11-2003	11-05-2004	---	Rs.30,00,000/-	Work is in progress
249.	Construction of 21 MW-Gas Thermal Project at Baramura/Construction of boundary wall around the Baramura Gas Thermal complex. 4552- NEC.	Rs.95,97,035/-	14-02-2002	13-02-2003	---	Rs.96,69,420/-	- do -
250.	Renovation and modernisation of Rokhia GTP Unit-III 4801- C.C.P.P.(ACA) (Additional Central Assistance)	Rs.6.00 lakh	31-07-2003	for mechanical job- March/04 and for electrical work Sept/04.	NIL	Rs.350 lakh	Mechanical works could not be completed within due time.
251.	Supply, erection, testing and commissioning of 1x21MW GTG at Baramura.by M/S BHEL 4552- NEC	Rs.61.50 crore sanctioned by WAB on 27-11-2000 agreement No.EE/GTED/2001-02/03 dated 19-07-2001	12-01-2001	27-11-2002	NA	Rs.59.35 crores-	---
252.	Supply of 7 years initial spares by M/S BHEL. 4552- NEC	Rs.13.48 crores sanctioned by SAB on 10-06-2003 order No.EE/GTED/2003-04/63 dated 27-03-2003	02-09-2003	01-09-2004	NA	Rs.5.11 crores	---
253.	Supply of Natural Gas as fuel for 1x21MW GTG by M/S GAIL. 2801- Non-plan.	Approx. Rs.1.10 crores per month, agreement No.EE/GTED/2002-03/01 dt. 11-04-2002.	01-01-2002	31-12-2006	NA	Rs.12.80 crores	---

Sl. No.	Name of Project	Cost of Works and Sanction Order No.	Date of Commencement	Target Date of Completion	Revised Cost, if any	Expenditure upto 3/2004	Remarks
1	2.	3.	4.	5.	6.	7.	8.
254.	Supply, erection, testing and commissioning of 30MVA 132/66KV Auto Transformer including supply of all allied equipments by M/S United Steel Products, Agartala. 4552- NEC	Rs.4.30 crores sanctioned by WAB on 29-12-2003 agreement No.EE/GTED/2003-04/ 05 dt. 05-03-2004.	20-05-2004	19-05-2005	NA	NIL	Work is in progress
255.	<b>PHE WORKS</b> 20,000 GPH modified IRP, at Ujan Abhoynagar. 4215- on PHE Sanitation(P) 4215-10-800-28-07-52 Urban Water Supply.	Rs.35.278 lakh No.F.4(1)PHE(W)/2001 dated 20-06-2001	03-12-2003	02-09-2004	---	Rs.6.00 lakh	Work is in progress
256.	20,000 GPH modified IRP, at Khanna Park, Agartala.. 4215- on PHE Sanitation(P) 4215-10-800-28-07-52 Urban Water Supply.	Rs.35.278 lakh No.F.3(4)-PHE(W)/2000 dated 19-05-2000	22-08-2003	21-05-2004	---	Rs.6.00 lakh	- do -
257.	WTP, Kumarghat including allied works. AUWSP 4215-01-102-28-2-53	Rs.447.00 lakh	18-05-2001	31-07-2003	NIL	Rs.118.56 lakh	- do -
258.	W.S. programme for Dharmanagar town. NLCPR 4215-01-800-58-15-53	Rs.549.34 lakh	01-07-2003	31-12-2005	NIL	Rs.108.67 lakh	- do -
259.	10,000 GPH Mini Surface Water Treatment Plant at Maharani, Udaipur. 4215-CO-ON Water Supply & Sanitation-01-ARWS(CSS) Plan.	Rs.49.96 lakh No.F.3(65)-PHE(W)/2001 dated 05-04-2001	05-12-2003	04-10-2004	---	NIL	- do -
260.	DTW of drilling and development (10Nos.) at Udaipur. PMGY	Rs.27.35 lakh	25-11-2003	24-11-2004	---	Rs.7.00 lakh	- do -
261.	OHT at KBI, Udaipur AUWSP	Rs.67.90 lakh	14-03-2003	13-02-2004	---	Rs.63.11 lakh	- do -
262.	1 MGD WTP, Khowai including allied works. AUWSP 4215-CO-ON Water Supply & Sanitation-01	Rs.24.973 lakh No.F.4(7)/PHE(W)/98 dated 28-06-2003	05-07-2003	04-07-2005	NIL	Rs.58.85 lakh	- do -

Sl. No.	Name of Project	Cost of Works and Sanction Order No.	Date of Commencement	Target Date of Completion	Revised Cost, if any	Expenditure upto 3/2004	Remarks
1	2.	3.	4.	5.	6.	7.	8.
263.	WTP Teliamura including allied works. NLCPR 4215-CO-ON Water Supply & Sanitation-01 W.S. 800-56-1553	Rs.265.50 lakh	17-02-2004	16-02-2004	NIL	Rs.54.85 lakh	Work is in progress
264.	WTP Teliamura/1.50 lakh gallon OHT, PWD Complex. NLCPR 4215-CO-ON Water Supply & Sanitation-01 Urban W.S. 800-56-1553	Rs.71.00 lakh No.F.4(8)/PHE(W)/2000 dated 24-06-2003	14-03-2004	13-05-2005	NIL	NIL	- do -
265.	WTP Teliamura/1.50 lakh gallon OHT (Shibbari). NLCPR 4215-CO-ON Water Supply & Sanitation-01 Urban W.S. 800-56-1553	Rs.68.00 lakh No.F.4(8)/PHE(W)/2000 dated 24-06-2003	14-03-2004	13-05-2005	NIL	NIL	-do-
266.	150 lakh gallon package type surface WTP lamella type, Dhalai. 4215-CO-ON Water Supply & Sanitation-01-ARWS(CSS)	Rs.82.35 lakh No.F.4(10)/PHE(W)/98 dated 08-06-1999	29-11-2000	31-03-2003	---	Rs.34.06 lakh	- do -
267.	1.00 lakh gallon capacity OHT at Manu, Dhalai. 4215-CO-ON Water Supply & Sanitation-01-ARWS(CSS)	Rs.38.38 lakh	04-07-2003	31-07-2004	---	Rs.25.38 lakh	- do -
268.	1.00 lakh gallon capacity OHT at Gandacherra, Dhalai. 4215-CO-ON Water Supply & Sanitation-01-ARWS(CSS)	Rs.27.986 lakh	07-10-2001	31-07-2004	---	Rs.23.28 lakh	- do -
269.	Urban W.S. Schemes at Sonamura/Dismantalling, Remodelling, relaying etc/construction of drain sluice valve etc. 4215-CO-ON Water Supply & Sanitation (Plan)	Rs.57-95 lakh	13-11-2002	10-07-2003	NIL	Rs.23.89 lakh	- do -
270.	Construction of water treatment plant at Belonia. Design, Supply and construction of 1.5 gallon capacity RCC over head tank at Hospital complex at Belonia. Job No.TR/WS/URBAN/MNP/1998-99 4215- C.O. Water Supply and Sanitation (Plan)	Rs.57.00 lakh agreement no.II/CE/EE/PHE/VII/ BLN/2004-05	02-06-2004	02-06-2005	---	---	---



Sl. No.	Name of Project	Cost of Works and Sanction Order No.	Date of Commencement	Target Date of Completion	Revised Cost, if any	Expenditure upto 3/2004	Remarks
1	2.	3.	4.	5.	6.	7.	8.
271.	Construction of 10,000 GPH capacity mini surface water treatment plant at Muhuripur under Bagafa Block. 4215- C.O. Water Supply and Sanitation (Plan)	Rs.43.48 lakh work order no.660-68 dated 17-05-2004	02-06-2004	02-06-2005	---	---	---
272.	<b>Irrigation Works</b> L.I. Scheme at Malayarmath near Ganganagar under Salema Block. Job No.TR/MI/80/AIBP/2000-01 4702- MI (Plan) Under Demand No.15	Rs.91.37 lakh No.F.2A(2194)CE/WR/W/2000-01 dated 02-11-2000 of the CE PWD(WR)	05-11-2002	Dec/05	NIL	Rs.27.03 lakh	---
273.	L.I. Scheme at Halahali math under Salema Block. Job No.TR/MI/81/AIBP/2000-01 4702- MI (Plan) Under Demand No.15	Rs.143.72 lakh No.F.2A(3010)CE/WR/W/2000-01 dated 02-11-2000 of the CE PWD(WR)	12-03-2003	Dec/05	NIL	Rs.11.39 lakh	---
274.	Construction of Manu Barrage over river Manu at Nalkata, North Tripura District(old)	Rs.9,88,25,131/-	09-03-2000	09-03-2004	---	Rs.17,67,49,451/-	---
275.	MIP/construction of left bank Manu canal (main canal) from 3000m to 9006m	Rs.1,25,43,943/-	06-05-1999	06-05-2000	---	Rs.49,05,118/-	---
276.	MIP/construction of left bank Manu canal (main canal) from 9006m to 15022m.	Rs.2,46,63,574/-	01-11-2001	01-11-2002	---	---	---
277.	Diversion Scheme over Pratyekroycherra under Kadamtala Block of North Tripura.(2nd call).	Rs.1,20,79,809/-	30-07-2003	2 (two) years	---	---	Work is in progress
278.	KIP/construction of Khowai right bank canal/providing closed duct 6.375 to 9 KM. 4701- Co-On Med-Irrigation (Plan)	Rs. 74,64,102/- No.F.TS/07/CE/PWD(WR)/2001-02	30-08-2002	30-08-2003	---	Rs.1,27,00,000/-	---
279.	KIP/construction of left bank canal earth work including brick lining from 846 to 3.3 Km. 4701- Co-On Med-Irrigation (Plan)	Rs.1,09,07,616/- agreement No.10/EE/I&FMD-I/02-03	20-05-2002	20-11-2003	---	Rs.21,00,000/-	---

Sl. No.	Name of Project	Cost of Works and Sanction Order No.	Date of Commencement	Target Date of Completion	Revised Cost, if any	Expenditure upto 3/2004	Remarks
1	2.	3.	4.	5.	6.	7.	8.
280.	Diversion Scheme at South Padmabill over river Deo under Panisagar Block/ Job No.TR/MI/DIVER/21/AISP/2002-03 (2nd call).	Rs.1,39,25,062/-	02-11-2003	2 (two) years	---	---	Work is in progress.
281.	Diversion (spil way type) scheme over Mailak cherra in Amarpur Block/Head work only.	Rs.1,99,17,000/- No.152.7(20)/SE- ADC/91/2176-95 dated 17-08-1991	10-09-1998	10-09-2000	---	Rs.68,09,389/-	Work not completed due to slow progress.
282.	Diversion scheme over Kachigang cherra under Matabari Block of South Tripura/head work & open canal.	Rs.1,74,00,250/- No.TR/MI/Diver/AIBP/3 9/1999-2000	04-05-2001	04-05-2003	---	Rs.84,66,353/-	95% of the work completed.
283.	GIP/construction of canal/construction of L.B.M. canal between road 15,403.00m. to 20,411.00m. including road drainage cross drainage road crossing escape etc.	Rs.1,17,28,929/- E.C. Rs.1,06,89,874/-	25-02-2003	24-02-2004	---	Rs.93,52,395/-	65% of the work completed.
284.	GIP/construction of canal/construction of RBMC at road 3200.00m to road 4335.00m on alternative alignment and road 4391m to road 6495.00m on old alignment including road bridges and cross drainage/construction of canal from road from 5791.00m to 6495.00m including road bridge cross drainage etc. in different of places/Gr.II.	E.C. Rs.64,45,299/- Rs.68,62,954/-	18-08-2002	17-08-2003	---	Rs.34,23,239/-	90% of the work completed.
285.	GIP/construction of canal/construction of RBMC at road 3200.00m to road 4335.00m on alternative alignment and road 4391m to road 6495.00m on old alignment including road bridges and cross drainage/construction of canal from road 3200.00m to road 4335.00m and 4391.00m to road 5791.00m including syphon at different points/Gr.I.	E.C. Rs.69,24,987/- Rs.72,69,851/-	22-08-2002	07-08-2003	---	Rs.10,03,763/-	Work is in progress

Sl. No.	Name of Project	Cost of Works and Sanction Order No.	Date of Commencement	Target Date of Completion	Revised Cost, if any	Expenditure upto 3/2004	Remarks
1	2.	3.	4.	5.	6.	7.	8.
286.	GIP/construction of canal/construction of right bank main canal/construction of conduct canal between ch.2080.00m to ch.2120.00m and removal of existing right bank canal from road 1445.00m to road 2080.00m and road 2120.00m to road 3020.00m.	Rs.47,44,326/-	15-01-2004	15-10-2004	---	Rs.14,90,997/-	Work is in progress.
287.	High capacity lift irrigation scheme at Sataria Gaon Panchayat under Matabari Block/construction of intake well, pump house and distribution system/protection of river bank etc./Gr. No.I.	Rs.50,41,187/- No.TR/MI/125/AIBP/ 2002-03	02-05-2004	02-11-2005	---	---	Work order issued.
288.	GIP/construction of canal/construction of L.B.M.C. canal from road 8165.00m to road 20,411.00m/construction of cross drainage structure at ch.14,898.00m to ch.14,948.00m to left bank canal over Jamjuri cherra.	Rs.4,03,93,047/-	14-05-2003	14-05-2004	---	Rs.18,70,180/-	Work is in progress.
289.	Diversion (pick-up weir) scheme over Mahamayacherra at Krishnanagar under Rajnagar Block within the district of South Tripura (now under Hrishyamukh Block)/construction of head works with canal and vertical steel gate. Job No.TR/MI/LIFT/227/1997-98 4702- (MI)(P) AIBP	Rs.45.26 lakh NO.F.1(68)/IFCD/W/79 dated 21-11-1998 of Dy. Secretary PWD (WR), Agartala.	14-14-2001	14-04-2003	---	Rs.83.18 lakh	- do -
290.	Muhuri Irrigation Project at Kalashi, South Tripura (diversion scheme)/construction of head works with gates, head regulators etc. complete including investigation, soil exploration, design etc. complete. Job No.TR/MI/DIVER/AIBP/40/99-2000 4702- (MI)(P) AIBP	Rs. 4000.00 lakh No.F.2A(1168)IFCD/W/ 1999-2000 dated 16-08- 1999 of Dy. Secretary PWD(WR), Agartala.	30-03-2001	30-03-2004	---	Rs.389.63 lakh	- do -

Sl. No.	Name of Project	Cost of Works and Sanction Order No.	Date of Commencement	Target Date of Completion	Revised Cost, if any	Expenditure upto 3/2004	Remarks
1	2.	3.	4.	5.	6.	7.	8.
291.	Diversion scheme over Baikoracherra in West Charakbari Gaon Panchayat under Bagafa Block/head works and canal. Job No.TR/MI/DIVER/AIBP/451/99-2000 4702- (MI)(P) AIBP	Rs.108.35 lakh No.F.2A(1169)IFCD/W/1999-2000 dated 20-09-1999 of Dy. Secretary PWD(WR), Agartala.	05-04-2001	05-04-2003	---	Rs.78.87 lakh	Work is in progress.
292.	Diversion scheme over Chagalnaya cherra. Job No.TR/MI/79/AIBP/2000-01 4702- (MI)(P) AIBP	Rs.111.96 lakh NO.F.2(A)/3085/CE/WR/W/2000-01 dated 30-09-2000.	11-06-2001	11-06-2003	---	Rs.28.62 lakh	- do -
293.	Diversion scheme over Ghoriacherra. Job No.TR/MI/79/AIBP/2000-01 4702- (MI)(P) AIBP	Rs.118.53 lakh NO.F.20(3)/CE/W/R/W 2001-02 dated 30-04-2002.	work order issued	---	---	---	Work not yet started. Proposal sent for recession of the contract.
294.	Diversion scheme over Mahish river (cherra). Job No.TR/MI/79/AIBP/2000-01 4702- (MI)(P) AIBP	Rs.112.75 lakh NO.F.20(05)/CE/W/R/W 2001-02 dated 30-04-2002.	work order issued	---	---	---	Work not yet started. Proposal sent for recession of the contract.
295.	L.I. Scheme at Srinagar, South Srinagar at Krishnagar at Poangbari over Feni under Satchand Block. Job No.TR/MI/AIBP/9/2000-01 4702- (MI)(P) AIBP	Rs.294.42 lakh NO.F.2(A)/219/CE/WR/2000-2001 dated 05-06-2002	27-06-2001	07-10-2003	NIL	Rs.155.01 lakh	Work suspended and proposal sent to close the agreement.
296.	Diversion scheme over Bagmacherra. Job No.TR/MI/79/AIBP/2000-01 4702- (MI)(P) AIBP	Rs.54.63 lakh NO.F.20(4)/CE/WR/W/02 dated 30-04-2003.	work order issued	---	---	---	Approach road and site clearing is in progress.