









FINANCE ACCOUNTS 2003-2004

GOVERNMENT OF SIKKIM



i
TABLE OF CONTENTS


		PAGE(s)
	Certificate of the Comptroller and Auditor General of India	(ii)
	Introductory	1-2
	PART- I SUMMARISED STATEMENTS	
Statement No.1	- Summary of Transactions	4-19
Statement No.2	- Capital Outlay-Progressive Capital Outlay to the end of 2003-2004	20-22
Statement No.3	- Financial results of Irrigation Works	23
Statement No.4	- Debt Position	24-25
	(i) Statement of Borrowings	
	(ii) Other Obligations	
	(iii) Service of Debt	
Statement No.5	- Loans and Advances by the State Government	26
	(i) Statement of Loans and Advances	
	(ii) Recoveries in Arrears	
Statement No.6	- Guarantees given by Government for repayment of loans, etc, raised by statutory corporations, local bodies and other institutions	27
Statement No.7	- Cash balance and investments of cash balances	28
Statement No.8	- Summary of balances under Consolidated Fund, Contingency Fund and Public Account	29-30
	PART-II DETAILED ACCOUNTS AND OTHER STATEMENTS	
	A- REVENUE AND EXPENDITURE	
Statement No.9	- Statement of Revenue and Expenditure under different heads for the year 2003-2004 expressed as a percentage of total Revenue/Expenditure	32-35
Statement No.10	- Statement showing the distribution between <i>Charged</i> and Voted Expenditure	36
Statement No.11	- Detailed Accounts of Revenue by Minor Heads	37-49
Statement No.12	- Detailed Accounts of Expenditure by Minor Heads	50-86
Statement No.13	- Detailed Statement of Capital Expenditure during and to end of the year 2003-2004	87-100
Statement No.14	- Details of investments of Government in Statutory Corporations, Government companies, other joint-stock companies, co-operative banks and societies etc. to the end of 2003-2004	101-110
	Reconciliation statement between Statement No. 13 and Statement No. 14	111
Statement No.15	- Statement showing the Capital and other Expenditure (other than on Revenue Account) to the end of 2003-2004 and the principal sources from which the funds were provided for that expenditure	112-113
	B- DEBT, CONTINGENCY FUND AND PUBLIC ACCOUNT	
Statement No.16	- Detailed Statement of Receipts, Disbursements and Balances under heads of account relating to Debt, Contingency Fund and Public Account	115-119
Statement No.17	- Detailed Statement of Debt and other interest bearing obligations of Government	120-121
	Annexure to Statement No. 17	122-123
Statement No.18	- Detailed Statement of Loans and Advances by Government	124-128
Statement No.19	- Statement showing the details of earmarked balances	129
	Annexure to Statement No. 19	130
Appendix I	Appendix to Statement No. 12 in connection with Grants-in-aid to Local Bodies for the year 2003-2004	132
Appendix II	Statement of Commitments- List of Incomplete Capital Works	133-136



Certificate of the Comptroller and Auditor General of India

This compilation containing the Finance Accounts of the Government of Sikkim for the year 2003-2004 presents the accounts of the receipts and outgoings of the Government for the year, together with the financial results disclosed by the revenue and capital accounts, the accounts of the public debt and the liabilities and assets as worked out from the balances recorded in the accounts. The Appropriation Accounts of the Government for the year for Grants and Charged Appropriations, presented separately, supplement this compilation.

These accounts have been prepared and examined under my direction in accordance with the requirements of the Comptroller and Auditor General's (Duties, Powers and Conditions of Service) Act, 1971. According to the best of my information, as a result of Audit of these accounts, the Accounts now presented read with the observations in this compilation, are correct statements of receipts and outgoings of the Government of Sikkim for the year 2003-2004. Points of interest arising out of the study of these accounts as well as test audit conducted during the year or earlier years are contained in my report being presented separately for the year 2003-2004, Government of Sikkim.



(VIJAYENDRA N. KAUL)
Comptroller and Auditor General of India

New Delhi,
The

4 NOV 2004

1. $\frac{d}{dt} \left(\frac{1}{2} m v^2 \right) = m v \frac{dv}{dt}$
 2. $\frac{d}{dt} \left(\frac{1}{2} m v^2 \right) = m v \frac{dv}{dt}$
 3. $\frac{d}{dt} \left(\frac{1}{2} m v^2 \right) = m v \frac{dv}{dt}$



The diagram shows a horizontal line representing a path or axis. The left end is labeled '0' and the right end is labeled 'x'. A vertical tick mark is drawn at the midpoint of the line, labeled 'x/2'. The text above the diagram shows the derivative of kinetic energy with respect to time, $\frac{d}{dt} \left(\frac{1}{2} m v^2 \right) = m v \frac{dv}{dt}$, repeated three times.

The text below the diagram continues the derivation or discussion of the kinetic energy derivative. It shows the same equation $\frac{d}{dt} \left(\frac{1}{2} m v^2 \right) = m v \frac{dv}{dt}$ repeated three times, followed by a final line that appears to be $\frac{d}{dt} \left(\frac{1}{2} m v^2 \right) = m v \frac{dv}{dt}$.

The text at the bottom of the page, possibly a page number or a reference, is $\frac{d}{dt} \left(\frac{1}{2} m v^2 \right) = m v \frac{dv}{dt}$.

INTRODUCTORY

1. The accounts of Government are kept in the following three parts:-

Part I -	Consolidated Fund
Part II -	Contingency Fund
Part III -	Public Account

In Part I, namely Consolidated Fund, there are two main division, viz.-

(1) Revenue - consisting of sections for 'Receipt heads (Revenue Account)' and 'Expenditure heads (Revenue Account)':

(2) Capital, Public Debt, Loans, etc.-consisting of sections for 'Receipt heads (Capital Accounts)' 'Expenditure Heads (Capital Accounts)' and 'Public Debt, Loans and Advances, etc.

The Revenue division deals with the proceeds of taxation and other receipts classed as revenue and the expenditure met therefrom, the net result of which represents the revenue surplus or deficit for the year.

In Capital division, the section 'Receipt heads (Capital Account)' deals with receipts of capital nature which cannot be applied as a set-off to capital expenditure.

The section 'Expenditure heads (Capital Account)' deals with expenditure met usually from borrowed funds with the object of increasing concrete assets of a material and permanent character. It also includes receipt of a capital nature intended to be applied as a set-off against expenditure.

The section 'Public Debt, Loans and Advances, etc.' comprises loans raised and their repayments by Government such as 'Internal Debt.' and 'Loans and Advances' made (and their recoveries) by Government. This section also includes certain special types of heads for transactions relating to Appropriation to the 'Contingency Fund' and 'Inter-State Settlement'.

In Part II, namely Contingency Fund, of the Accounts, the transactions connected with the Contingency Fund established under Article 267 of the Constitution of India are recorded.

In Part III, namely Public Account, of the accounts, the transactions relating to 'Debt' (other than those included in Part I), 'Deposits', 'Advances', 'Remittances' and 'Suspense' are recorded. The transactions under 'Debt', 'Deposits' and 'Advances' in this part are those in respect of which Government incurs a liability to repay the money received or has a claim to recover the amounts, paid together with the repayments of the former ('Debt.' and 'Deposits') and the recoveries of the latter ('Advances'). The transactions relating to 'Remittances' and 'Suspense' in this part embrace all merely adjusting heads under which appear such transactions as remittances of cash between treasuries and currency chests, transfers between different accounting circles, etc. The initial debits or credits to these heads will be cleared eventually by corresponding receipts or payments either within the same circle of account or in another account circle.

2. Sectors and Heads of Accounts

Within each of the sections in Part I mentioned above, the transactions are grouped into sectors such as 'Tax Revenue', 'Non-Tax Revenue', and 'Grants-in-aid and contributions' for the receipt heads (Revenue Account), and 'General Services', 'Social Services', 'Economic Services', and 'Grants-in-aid and contributions' for expenditure heads. Specific functions or services (such as Education, Sports, Art and Culture Health and Family Welfare, Water Supply and Sanitation, Housing and Urban Development, etc., in respect of Social Services) are grouped in sectors for expenditure heads. In Part III (Public Accounts) also, the transactions are grouped into sectors, such as 'Small Savings', 'Provident Funds', 'Reserve Funds', etc. The Sectors are sub-divided into major heads of account. In some cases, the Sectors are, in addition, sub-divided into sub-sectors before their division into major heads of account.

The major heads are divided into minor heads, with a number of subordinate heads, generally known as subheads. The sub-heads are further divided into detailed heads. Under each of these heads, the expenditure is shown distributed between charged and voted. Sometimes major heads are also divided into sub-major heads before their further division into minor heads. Apart from the sectoral and sub-sectoral classification the Major Heads, Sub-major Heads, Minor Heads, Sub-heads Detailed Heads and Object-heads together constitute a six-tier arrangement of the classification structure of the Government Accounts. The major, minor and sub-heads prescribed for the classification of expenditure in the general accounts are not necessarily identical with the grants, sub-heads and other units of allotments which are adopted by the Government for Demands for Grants presented to the Parliament or Legislature but in general a certain degree of correlation is maintained between the demands for Grants and the Finance Accounts.

The major heads of accounts, falling within the sectors for expenditure heads, generally correspond to functions of Government, while the minor heads, subordinate to them, identify the programmes undertaken to achieve the objectives of the functions represented by the major head. The sub-head represents the scheme, the detailed head the sub-scheme and object head the object level of classification.

**3. Coding Pattern-
Major Heads:**

From 1st April, 1987 a four digit Code has been allotted to the major heads, the first digit indicating whether the major head is a Receipt head or Revenue Expenditure head or Capital Expenditure head or a Loan head.

The First digit of code for Revenue Receipt head is either '0' or '1'. Adding '2' to the first digit code of the Revenue Receipt head will give the number allotted to corresponding Revenue Expenditure head; adding another '2', the Capital Expenditure head; and another '2', the Loan head of Account. For example, for Crop Husbandry code 0401 represents the Receipt head, 2401, the Revenue Expenditure head, 4401, Capital Outlay head and 6401, Loan head.

Such a pattern is, however, not relevant for those departments which are not operating Capital/Loan heads of accounts e.g. Department of Supply. In a few cases, where receipt and expenditure are not heavy, certain functions have been combined under a single major head, the functions themselves forming sub-major heads under that Major Head.

Sub-Major Heads:

A two digit code has been allotted, the code starting from 01 under each Major head. Where no sub-major head exists it is allotted a code '00'. The nomenclature 'General' has been allotted Code '80' so that even after further sub-major heads are introduced the Code for 'General' will continue to remain the last one.

Minor Heads:

These have been allotted a three digit code, the codes starting from '001' under each sub major/major head (where there is no sub-major head). Codes from '001' to '100' and few codes '750' to '900' have been reserved for certain standard minor heads. The coding pattern for minor heads has been designed in such a way that in respect of certain minor heads having a common nomenclature under many major/sub-major heads, the same three digit code is adopted as far as possible.

Under this scheme of codification, the receipt major head (Revenue account) are assigned the block numbers from 0020 to 1606, expenditure major heads (Revenue account) from 2011 to 3606, expenditure major heads (Capital account) from 4046 to 5475, major heads, under 'Public Debt' from 6001 to 6004 and those under 'Loans and Advances', 'Inter-State Settlement' and 'Transfer to Contingency Fund' from 6075 to 7999. The code number 4000 has been assigned for capital receipt major head. The only major head 'Contingency Fund' in "Part II-Contingency Fund" has been assigned the code number 8000. The major heads in the Public Account are assigned the code numbers from 8001 to 8999.

4. The transactions included in these accounts represent mainly the actual cash receipts and disbursements during the financial year April to March as distinguished from amounts due to or from Government during the same period. The cash basis system is, however, not entirely suitable for recording the transactions and presenting the true state of affairs of Government commercial undertakings run on commercial principles. The detailed accounts of this class of undertakings are, therefore, maintained outside the regular accounts in proper commercial form and are subject to test check by the Indian Audit and Accounts Department.
5. The figures of actuals shown in these accounts are net, after taking into account the recoveries, although the Demands for Grants presented to the Legislature and the Appropriation Accounts are for gross expenditure and exclude credits and recoveries which are otherwise taken as reduction of expenditure.
6. As mentioned in paragraph 7 of Introductory to Finance Accounts 1975-76, the opening balances under Debt, Deposit and Remittance heads as on 26th April, 1975 were adopted on the basis of information collected from the records maintained by the State Government Departments. These balances are under reconciliation.

PART - I
SUMMARISED STATEMENTS

STATEMENT NO. 1 - SUMMARY OF TRANSACTIONS

Receipts	Actuals	
	2002-2003	2003-2004
<u>PART - I CONSOLIDATED FUND</u>		
A. Tax Revenue		
(a) Taxes on Income and Expenditure		
0020 Corporation Tax	2190.00	3506.00
0021 Taxes on Income other than Corporation Tax	3267.61	2675.63
0028 Other Taxes On Income and Expenditure	12.00	4.00
Total - (a) Taxes on Income and Expenditure	5469.61	6185.63
(b) Taxes on Property and Capital Transactions		
0029 Land Revenue	39.85	18.48
0030 Stamps & Registration Fees	344.99	114.08
Total - (b) Taxes on Property and Capital Transactions	384.84	132.56
(c) Taxes on Commodities and Services		
0037 Customs	1959.00	3009.00
0038 Union Excise Duties	3243.00	4200.00
0039 State Excise	2245.31	2524.78
0040 Sales Tax	4141.91	4887.44
0041 Taxes on Vehicles	234.71	273.87
0044 Service Tax	273.00	456.00
0045 Other Taxes and Duties on Commodities and Services	321.94	364.36
Total - (c) Taxes on Commodities and Services	12418.87	15715.45
Total - A. Tax Revenue	18273.32	22033.64

STATEMENT NO. 1 - SUMMARY OF TRANSACTIONS

Disbursements	Actuals	
	2002-2003	2003-2004
	(In Lakhs of rupees)	
<u>PART - I CONSOLIDATED FUND</u>		
A. General Services		
(a) Organs of State		
2011 Parliament/State/Union Territory Legislatures	286.92	294.89
2012 President, Vice-President/Governor/Administrator of Union Territories	131.50	163.13
2013 Council of Ministers	434.60	443.72
2014 Administration of Justice	371.34	425.28
2015 Elections	199.88	112.50
Total - (a) Organs of State :	1424.24	1439.52
(b) Fiscal Services		
(i) Collection of Taxes on Income and Expenditure		
2020 Collection of Taxes on Income and Expenditure	52.17	55.69
Total - (i) Collection of Taxes on Income and Expenditure	52.17	55.69
(ii) Collection of Taxes on Property and Capital Transactions		
2029 Land Revenue	241.10	276.43
2030 Stamps and Registration	2.93	-2.50
Total - (ii) Collection of Taxes on Property and Capital Transactions	244.03	273.93
(iii) Collection of Taxes on Commodities and Services		
2039 State Excise Duties	108.93	137.39
2040 Sales Tax	97.48	108.58
2041 Taxes on Vehicles	36.71	42.82
2045 Other Taxes and Duties on Commodities and Services	34.84	36.03
Total - (iii) Collection of Taxes on Commodities and Services	277.96	324.82
Total - (b) Fiscal Services :	574.16	654.44

STATEMENT NO. 1 - SUMMARY OF TRANSACTIONS

Receipts	Actuals	
	2002-2003	2003-2004
<i>(In Lakhs of rupees)</i>		
B. Non-Tax Revenue		
(a) Fiscal Services		
Total - (a) Fiscal Services :	0.00	0.00
(b) Interest Receipts, Dividends and Profits		
0049 Interest Receipts	716.66	273.27
0050 Dividends and Profits	175.92	73.90
Total - (b) Interest Receipts, Dividends and Profits	892.58	347.17
(c) Other Non-Tax Revenue		
(i) General Services		
0051 Public Service commission	0.32	0.18
0055 Police	140.17	1020.07
0058 Stationery and Printing	111.66	104.54
0059 Public Works	241.11	164.13
0070 Other Administrative Services	146.42	163.38
0071 Contributions and Recoveries towards Pension and Other Retirement Benefits	6.37	8.84
0075 Miscellaneous General Services	125671.74	47371.96
Total - (i) General Services :	126317.79	48833.10
(ii) Social Services		
0202 Education, Sports, Art and Culture	40.74	88.06
0210 Medical and Public Health	35.75	44.31
0215 Water Supply and Sanitation	72.83	74.35
0216 Housing	17.48	17.60
0220 Information and Publicity	19.39	12.93
0230 Labour and Employment	4.52	4.40
0235 Social Security and Welfare	43.10	19.00
0250 Other Social Services	1.40	1.69
Total - (ii) Social Services :	235.21	262.34

STATEMENT NO. 1 - SUMMARY OF TRANSACTIONS

Disbursements	Actuals	
	2002-2003	2003-2004
	(In Lakhs of rupees)	
(c) Interest payment and servicing of Debt		
2048 Appropriation for reduction or avoidance of Debt	1100.00	1100.00
2049 Interest Payment	8953.22	9249.52
Total - (c) Interest payment and servicing of Debt	10053.22	10349.52
(d) Administrative Services		
2051 Public Service Commission	44.22	40.65
2052 Secretariat-General Services	733.02	819.95
2053 District Administration	284.89	279.19
2054 Treasury and Accounts Administration	353.73	475.25
2055 Police	5067.88	4937.85
2056 Jails	126.12	179.53
2058 Stationery and Printing	289.97	256.58
2059 Public Works	816.24	571.36
2070 Other Administrative Services	541.79	594.04
Total - (d) Administrative Services :	8257.86	8154.40
(e) Pensions and Miscellaneous General Services		
2071 Pensions and Other Retirement benefits	2917.59	3982.28
2075 Miscellaneous General Services	117348.18	44325.70
Total - (e) Pensions and Miscellaneous General Services	120265.77	48307.98
Total - A. General Services :	140575.25	68905.86
B. Social Services		
(a) Education, Sports, Art and Culture		
2202 General Education	12792.24	13542.11
2203 Technical Education	79.40	123.70
2204 Sports and Youth Services	183.77	234.19
2205 Art and Culture	346.42	366.99
Total - (a) Education, Sports, Art and Culture	13401.83	14266.99
(b) Health and Family Welfare		
2210 Medical and Public Health	3470.37	3418.78
2211 Family Welfare	520.62	476.19
Total - (b) Health and Family Welfare	3990.99	3894.97
(c) Water Supply, Sanitation, Housing and Urban Development		
2215 Water Supply and Sanitation	1161.19	1288.13
2216 Housing	1444.75	2475.61
2217 Urban Development	580.60	462.91
Total - (c) Water Supply, Sanitation, Housing and Urban Development	3186.54	4226.65
(d) Information and Broadcasting		
2220 Information and Publicity	374.66	302.03
Total - (d) Information and Broadcasting	374.66	302.03
(e) Welfare of Schedule Castes, Schedule Tribes and Other Backward Classes		
2225 Welfare of Scheduled Castes, Scheduled Tribes and Other Backward Classes	505.17	437.24
Total - (e) Welfare of Schedule Castes, Schedule Tribes and Other Backward Classes :	505.17	437.24
(f) Labour and Labour Welfare		
2230 Labour and Employment	93.72	108.79
Total - (f) Labour and Labour Welfare :	93.72	108.79

STATEMENT NO. 1 - SUMMARY OF TRANSACTIONS

Receipts	Actuals	
	2002-2003	2003-2004
	<i>(In Lakhs of rupees)</i>	
(iii) Economic Services		
0401 Crop Husbandry	50.15	30.72
0403 Animal Husbandry	24.54	22.63
0405 Fisheries	0.45	0.64
0406 Forestry and Wild Life	715.16	723.67
0407 Plantations	177.63	191.76
0408 Food Storage and Warehousing	12.71	13.38
0425 Co-operation	0.07	0.08
0515 Other Rural Development Programmes	8.24	51.11
0702 Minor Irrigation	3.76	6.11
0801 Power	1296.62	1366.78
0851 Village and Small Industries	63.43	57.75
0852 Industries	1.38	2.27
0853 Non-ferrous Mining and Metallurgical industries	1.05	4.17
1055 Road Transport	1726.19	1732.80
1452 Tourism	53.89	79.01
1475 Other General Economic Services	3.36	3.35
Total - (iii) Economic Services	4138.63	4286.23
Total - (c) Other Non-Tax Revenue	130691.63	53381.67
Total - B. Non-Tax Revenue	131584.21	53728.84

STATEMENT NO. 1 - SUMMARY OF TRANSACTIONS

Disbursements	Actuals	
	2002-2003	2003-2004
	(In Lakhs of rupees)	
(g) Social Welfare and Nutrition		
2235 Social Security and Welfare	767.36	1100.69
2236 Nutrition	632.83	649.42
2245 Relief on Account of Natural Calamities	756.68	1095.09
Total - (g) Social Welfare and Nutrition	2156.87	2845.20
(h) Others		
2250 Other Social Services	153.08	192.40
2251 Secretariat-Social Services	11.27	10.21
Total - (h) Others :	164.35	202.61
Total - B. Social Services :	23874.13	26284.48
C. Economic Services		
(a) Agriculture and Allied Activities		
2401 Crop Husbandry	1549.80	1585.89
2402 Soil and Water Conservation	340.79	350.61
2403 Animal Husbandry	957.82	873.03
2404 Diary Development	278.61	63.10
2405 Fisheries	139.62	143.72
2406 Forestry and Wild Life	1994.11	1827.01
2407 Plantations	209.42	227.20
2408 Food Storage and Warehousing	683.91	955.44
2415 Agricultural Research and Education	99.89	84.93
2425 Co-operation	381.28	272.98
2435 Other Agricultural Programmes	537.89	564.57
Total - (a) Agriculture and Allied Activities	7173.14	6948.48
(b) Rural Development		
2501 Special Programmes for Rural Development	489.72	469.61
2505 Rural Employment	390.00	310.00
2506 Land Reforms	161.47	27.58
2515 Other Rural Development Programmes	528.33	2617.62
Total - (b) Rural Development	1569.52	3424.81
(c) Special Areas Programmes		
2575 Other Special Areas Programmes	108.76	70.40
Total - (c) Special Areas Programmes :	108.76	70.40
(d) Irrigation and Flood Control		
2702 Minor Irrigation	474.96	456.95
2705 Command Area Development	4.97	4.99
2711 Flood Control and Drainage	1420.46	894.49
Total - (d) Irrigation and Flood Control	1900.39	1356.43
(e) Energy		
2801 Power	5032.41	3635.44
2810 Non-Conventional Sources of Energy	35.00	50.00
Total - (e) Energy :	5067.41	3685.44

STATEMENT NO. 1 - SUMMARY OF TRANSACTIONS

Receipts	Actuals	
	2002-2003	2003-2004
(In Lakhs of rupees)		
C. Grants-In-Aid And Contributions		
1601 Grants-in-aid from Central Government	58194.74	58355.78
Total - C. Grants-In-Aid And Contributions	58194.74	58355.78
Total Receipt Head (Revenue Account) :	208052.27	134118.26

STATEMENT NO. 1 - SUMMARY OF TRANSACTIONS

Disbursements	Actuals	
	2002-2003	2003-2004
	<i>(In Lakhs of rupees)</i>	
(f) Industry and Minerals		
2851 Village and Small Industries	2014.54	1954.55
2852 Industries	115.89	81.02
2853 Non-ferrous Mining and Metallurgical Industries	115.16	110.29
Total - (f) Industry and Minerals	2245.59	2145.86
(g) Transport		
3054 Roads and Bridges	2256.36	1959.01
3055 Road Transport	2214.51	2208.86
Total - (g) Transport :	4470.87	4167.87
(i) Science Technology and Environment		
3425 Other Scientific Research	70.02	74.79
3435 Ecology and Environment	29.87	31.55
Total - (i) Science Technology and Environment	99.89	106.34
(j) General Economic Services		
3451 Secretariate-Economic Services	174.81	183.95
3452 Tourism	745.24	572.98
3454 Census Surveys and Statistics	167.20	141.25
3456 Civil Supplies	4.11	0.00
3475 Other General Economic Services	85.58	98.85
Total - (j) General Economic Services	1176.94	997.03
Total - C. Economic Services	23812.51	22902.66
Total Expenditure Head (Revenue Account) :	188261.89	118093.00
Revenue (Surplus/Deficit) :	19790.40	16025.28
(2) Capital, Public Debt, Loan etc. Expenditure Head (Capital Account) :	20898.47	21148.67

STATEMENT NO. 1 - SUMMARY OF TRANSACTIONS

Receipts	Actuals	
	2002-2003	2003-2004
	(In Lakhs of rupees)	
E. Public Debt		
6003 Internal Debt of the State Government	3480.91	7596.22
6004 Loans and Advances from the Central Government	4372.56	6105.61
Total - E. Public Debt	7853.47	13701.83
F. Loans And Advances		
I. Loans for Social Services		
(i) Loans for Water Supply, Sanitation, Housing and Urban Development		
Total - (i) Loans for Water Supply, Sanitation, Housing and Urban Developmen	0.00	0.00
Total - I. Loans for Social Services	0.00	0.00
II. Loans for Economic Services		
(i) Loans for Agriculture and Allied Activities		
6425 Loans for Co-operation	0.10	0.49
Total - (i) Loans for Agriculture and Allied Activities	0.10	0.49
(ii) Loans for Industry and Minerals		
Total - (ii) Loans for Industry and Minerals	0.00	0.00
(iii) Loans for Transport		
Total - (iii) Loans for Transport	0.00	0.00
(iv) Loans for General Economic Services		
Total - (iv) Loans for General Economic Services	0.00	0.00
Total - II. Loans for Economic Services	0.10	0.49
III. Loans to Government Servants		
7610 Loans to Government Servants,etc	127.79	107.41
Total - III. Loans to Government Servants	127.79	107.41
IV. Miscellaneous Loans		
Total - IV. Miscellaneous Loans :	0.00	0.00
Total - F. Loans And Advances	127.89	107.90
Total Consolidated Fund (Part-I) :	216033.63	147927.99

STATEMENT NO. 1 - SUMMARY OF TRANSACTIONS

Disbursements	Actuals	
	2002-2003	2003-2004
	(In Lakhs of rupees)	
E. Public Debt		
6003 Internal Debt of the State Government	769.53	1646.92
6004 Loans and Advances from the Central Government	3265.13	6770.59
Total - E. Public Debt	4034.66	8417.51
F. Loans And Advances		
7610 Loans to Government Servants, etc	6.24	9.68
Total - F. Loans And Advances	6.24	9.68
Total Consolidated Fund (Part I) :	213201.26	147668.86

STATEMENT NO. 1 - SUMMARY OF TRANSACTIONS

Receipts	Actuals	
	2002-2003	2003-2004
	(In Lakhs of rupees)	
PART - II CONTINGENCY FUND		
Contingency Fund		
8000 Contingency Fund	0.00	3.00
Total - Contingency Fund	0.00	3.00
PART - III PUBLIC ACCOUNT		
I. Small Savings, Provident Funds, Etc.		
(b) Provident Funds		
Total - (b) Provident Funds	6189.71	6328.72
(c) Other Accounts		
Total - (c) Other Accounts :	166.15	180.28
Total - I. Small Savings, Provident Funds, Etc.	6355.86	6509.00
J. Reserve Fund		
(b) Reserve Funds not bearing Interest		
Total - (b) Reserve Funds not bearing Interest	1911.22	2200.26
Total - J. Reserve Fund	1911.22	2200.26
K. Deposit And Advances		
(b) Deposits not bearing Interest		
Total - (b) Deposits not bearing Interest	3218.31	2476.64
(c) Advances		
Total - (c) Advances :	0.28	0.75
Total - K. Deposit And Advances	3218.59	2477.39
L. Suspense And Miscellaneous		
(b) Suspense		
Total - (b) Suspense :	-8.53	-4.72
(c) Other Accounts		
Total - (c) Other Accounts :	107970.61	102155.04
(e) Miscellaneous		
Total - (e) Miscellaneous :	0.00	35.97
Total - L. Suspense And Miscellaneous	107962.08	102186.29
M. Remittances		
(a) Money Orders, and other Remittances		
Total - (a) Money Orders, and other Remittances :	43974.48	37985.31
Total - M. Remittances :	43974.48	37985.31
Total Public Account :	163422.23	151358.25
Total Receipts (Part I, II and III) :	379455.86	299289.24
N. Cash Balance :	9043.12	15121.32
GRAND TOTAL :	388498.98	314410.56

STATEMENT NO. 1 - SUMMARY OF TRANSACTIONS

Disbursements	Actuals	
	2002-2003	2003-2004
<i>(In Lakhs of rupees)</i>		
PART - II CONTINGENCY FUND		
Contingency Fund		
8000 Contingency Fund	3.00	50.00
Total - Contingency Fund	3.00	50.00
PART - III PUBLIC ACCOUNT		
I. Small Savings, Provident Funds, Etc.		
(b) Provident Funds		
Total - (b) Provident Funds	3972.44	4262.51
(c) Other Accounts		
Total - (c) Other Accounts :	39.36	58.21
Total - I. Small Savings, Provident Funds, Etc.	4011.80	4320.72
J. Reserve Fund		
(b) Reserve Funds not bearing Interest		
Total - (b) Reserve Funds not bearing Interest	2126.96	1962.71
Total - J. Reserve Fund	2126.96	1962.71
K. Deposit And Advances		
(b) Deposits not bearing Interest		
Total - (b) Deposits not bearing interest	3073.50	2356.13
(c) Advances		
Total - (c) Advances :	54.92	24.58
Total - K. Deposit And Advances	3128.42	2380.71
L. Suspense And Miscellaneous		
(b) Suspense		
Total - (b) Suspense :	-42.55	-263.89
(c) Other Accounts		
Total - (c) Other Accounts :	106852.72	112208.83
(e) Miscellaneous		
Total - (e) Miscellaneous :	0.00	234.63
Total - L. Suspense And Miscellaneous	106810.17	112179.57
M. Remittances		
(a) Money Orders, and other Remittances		
Total - (a) Money Orders, and other Remittances	44096.05	39913.02
Total - M. Remittances :	44096.05	39913.02
Total Public Account :	160173.40	160756.73
Total Disbursements (Part I, II and III) :	373377.66	308475.59
Closing Cash Balance :	15121.32	5934.97
GRAND TOTAL :	388498.98	314410.56

STATEMENT NO. 1 - SUMMARY OF TRANSACTIONS

Explanatory Notes :-

1. There was a revenue surplus of Rs. 160.25 crores in 2003-2004 against a surplus of Rs. 197.90 crores in 2002-2003. Taking into accounts the transactions other than Revenue Accounts also, there was an overall deficit of Rs. 91.86 crores in 2003-2004 against overall surplus of Rs. 60.78 crores in 2002-2003. The details are given below :-

	2002-2003		2003-2004	
			(In crores of rupees)	
Opening Cash Balance	(+)	90.43	(+)	151.21
Part I Consolidate Fund				
(a) Transaction of Revenue Account				
Receipts Heads	(+)	2080.52	(+)	1341.18
Expenditure Heads	(-)	1882.62	(-)	1180.93
Net Revenue Surplus/Deficit	(+)	197.90	(+)	160.25
(b) Transactions other than Revenue Account				
Capital Account-Net	(-)	208.98	(-)	211.49
Public Debt-Net	(+)	38.18	(+)	52.84
Loans and Advances-Net	(+)	1.22	(+)	00.98
Transfer to Contingency Fund Net		NIL		NIL
Part II - Contingency Fund-Net	(-)	0.03	(-)	0.47
Part III-Public Account-Net	(+)	32.49	(-)	93.97
Closing Balance	(+)	151.21	(+)	59.35
Overall Surplus/Deficit	(+)	60.78	(-)	91.86

2. Receipts from the Government of India :-

Out of the total revenue receipts of Rs. 134118.26 lakhs in 2003-2004 Rs. 58355.78 lakhs (44% of the total Revenue Receipts) were received from Government of India as Grants-in-aid and Rs.11233.00 lakhs (8% of the total revenue receipt) was received as share of net proceeds of Taxes assigned to states as shown below :-

Grants in Aid :-

(In lakhs of rupees)

(i) Non-Plan Grants	15044.63
(ii) Grants for State Plan Schemes	37056.43
(iii) Grants for Central Plan Schemes	203.32
(iv) Grants for Centrally Sponsored Plan Schemes	5246.10
(v) Grants for Special Plan Schemes	805.30
Total	<u>58355.78</u>

Share of net proceeds of Taxes

(i) Share of net proceeds on Corporation Tax	3506.00
(ii) Share of net proceeds on other Taxes on Income and Expenditure	4.00
(iii) Share of net proceeds on Customs	3009.00
(iv) Share of net proceeds on Union Excise duties	4200.00
(v) Share of net proceeds on Service Tax	456.00
(vi) Share of net proceeds on other Taxes and duties Commodities and Services	58.00
Total	<u>11233.00</u>

STATEMENT NO. 1 - SUMMARY OF TRANSACTIONS

3. Revenue Receipts :-

The decrease of Rs. 73934.01 lakhs in revenue receipts from Rs. 208052.27 lakhs in 2002-2003 to Rs. 134118.26 lakhs in 2003-2004 was mainly due to less realisation from online lotteries during the year. The decrease in revenue was as under :-

Serial No.	Major Heads of Account	Actuals		Decrease
		2002-2003	2003-2004	
		(In lakhs of rupees)		
(1)	0075 – Miscellaneous General Services 103 – State Lotteries Decrease was introduction of other online lotteries in the Country.	1,25,671.74	47,371.96	78,299.78
(2)	0021 – Taxes on Income other than Corporation Tax Due to less realisation of Income Tax levied under State Law	3,267.61	2,675.63	591.98
(3)	0049 – Interest Receipts Decrease was due to less realisation under other receipts	716.66	273.27	443.39
(4)	0050 – Dividend and Profits Decrease was due to less dividend received from the Public Sector Undertakings	175.92	73.90	102.02
(5)	0030 – Stamps and Registration Fees. Decrease was due to less realisation under Judicial Stamps and Registration Fees	344.99	114.08	203.91
(6)	0401 – Crop Husbandry Decrease was due to less realisation from Agricultural Farms	50.15	30.72	19.43

The decrease in the Revenue Receipts under above heads was partly counter balance by increase in the revenue receipt mainly under following heads :-

Serial No.	Major Heads of Account	Actuals		Increase
		2002-2003	2003-2004	
		(In lakhs of rupees)		
(1)	0055 – Police Increase was due to more re-imbusement from Government of India towards check posts	140.17	1020.07	879.90
(2)	0202 - Education Increase was due to more realisation from the Secondary Schools.	40.74	88.06	47.32
(3)	0400 – Forestry and Wild Life Increase was due to more realisation on sale of timber and other forest produce.	715.16	723.67	8.51
(4)	0801 – Power Increase was due to more realisation on sale of power.	1296.61	1366.78	70.17
(5)	1055 – Road Transport Increase was due to more realisation from the freight charges.	1726.19	1732.80	6.61

STATEMENT NO. 1 - SUMMARY OF TRANSACTIONS

4. Expenditure on Revenue Account :-

The decrease of Rs 70168.89 lakhs in the Revenue Account (Rs.188261.89 lakhs in 2002-2003 to Rs.118093.00 lakhs in 2003-2004) was mainly as under :-

Serial No.	Major Heads of Account	Actuals		Decrease
		2002-2003 (In lakhs of rupees)	2003-2004	
1.	2075 – Miscellaneous General Services Decrease was due to less expenditure on State run Lotteries	117348.18	44325.70	73022.48
2.	2055 - Police Decrease was due to less expenditure towards Direction & Administration and Special Police	5067.88	4937.85	130.03
3.	2058 – Stationery and Printing Decrease was due to less expenditure on Government Press	289.97	256.58	33.39
4.	2210 – Medical and Public Health Decrease was due to less expenditure on Hospital and Dispensaries and towards prevention of food adulteration	3470.37	3418.78	51.59
5.	2217 – Urban Development Decrease was due to less expenditure towards Maintenance & Repairs	580.60	462.91	117.69
6.	2059 – Public Works Decrease was due to less expenditure on maintenance and furnishing in other Buildings.	816.24	571.36	244.88
7.	2403 – Animal Husbandry Decrease was due to less expenditure on Cattle & Buffalo Development, Poultry Development and Fodder and Feed Development	957.82	873.03	84.79
8.	2406 – Forestry and Wiid Life Decrease was due to less expenditure on Survey and Utilisation of Forest Resource, Forest observation, Development and Regeneration	1994.11	1827.01	167.10
9.	2711 – Flood Control and Drainage Decrease was due to less expenditure on Civil Works	1420.46	894.49	525.97
10.	2801 – Power Decrease was due to less expenditure towards purchase of Power and Transmission and Distribution	5032.41	3635.44	1396.97
11.	3054 – Roads and Bridges Decrease was due to no expenditure on National High Ways	2256.36	1959.01	297.35
12.	3452 – Tourism Decrease was due to less expenditure on Promotion and Publicity	745.24	572.98	172.26

STATEMENT NO. 1 - SUMMARY OF TRANSACTIONS

The decrease in the Revenue Expenditure under above heads was partly counter balance by increase in the Revenue Expenditure mainly under following heads :-

Serial No.	Major Heads of Account	Actuals		Increase
		2002-2003	2003-2004	
		(In lakhs of rupees)		
1.	2049 – Interest Payment Increase was due to more expenditure incurred on payment of interest towards internal Debt	8953.22	9249.52	296.30
2.	2071 - Pension and Other retirement benefits Increase was due to more expenditure incurred on Superannuation and Other Retirement Benefits against Voluntary Retirement Scheme	2917.59	3982.28	1064.69
3.	2202 – General Education Increase was due to more expenditure incurred on Elementary Education and Secondary Education	12792.24	13542.11	749.87
4.	2204 – Sports and Youth Services Increase was due to more expenditure on Youth Welfare programme on students and on Direction and Administration	183.77	234.19	50.42
5.	2215 – Water Supply and Sanitation Increase was due to more expenditure incurred on Water Supply Scheme	1161.19	1288.13	126.94
6.	2216 – Housing Increase was due to more expenditure towards assistance to Housing Boards	1444.75	2475.61	1030.86
7.	2245 – Relief on Account of Natural Calamity Increase was due to more expenditure incurred on Relief Works	756.68	1095.09	338.41
8.	2408 – Food Storage and Warehousing Increase was due to more expenditure on Food Subsidies.	683.91	955.44	271.53
9.	2515 – Other Rural Development Programme Increase was due to more expenditure towards assistance to District and Gram Panchyat.	528.33	2617.62	2089.29

STATEMENT NO. 2 - CAPITAL OUTLAY - PROGRESSIVE CAPITAL OUTLAY TO THE END OF 2003-2004

Major Head of Accounts	Expenditure to the end of 2002-2003	Expenditure during 2003-2004	Total
A. CAPITAL ACCOUNT OF GENERAL SERVICES			
4055 Capital Outlay on Police	531.57	125.73	657.30
4059 Capital Outlay on Public Works	7430.32	1151.76	8582.08
Total of A. CAPITAL ACCOUNT OF GENERAL SERVICES	7961.89	1277.48	9239.38
B. CAPITAL ACCOUNT OF SOCIAL SERVICES			
(a) Education, Sports, Art and Culture			
4202 Capital Outlay on Education, Sports, Art and Culture	12997.41	3148.39	16145.80
Total of (a) Education, Sports, Art and Culture	12997.41	3148.39	16145.80
(b) Health and Family Welfare			
4210 Capital Outlay on Medical and Public Health	6692.72	385.41	7078.13
Total of (b) Health and Family Welfare	6692.72	385.41	7078.13
(c) Water Supply, Sanitation, Housing and Urban Development			
4215 Capital Outlay on Water Supply and Sanitation	22760.54	3470.23	26230.77
4216 Capital Outlay on Housing	5414.31	1628.27	7042.58
4217 Capital Outlay on Urban Development	2649.86	982.39	3632.25
Total of (c) Water Supply, Sanitation, Housing and Urban Development	30824.71	6080.89	36905.60
(e) Welfare of Scheduled Castes, Scheduled Tribes and other Backward Classes			
4225 Capital Outlay on Welfare of Scheduled Castes, Scheduled Tribes and other Backward Classes	845.77	128.86	974.63
Total of (e) Welfare of Scheduled Castes, Scheduled Tribes and other Backward Classes :	845.77	128.86	974.63
(g) Social Welfare and Nutrition			
4235 Capital Outlay on Social Security and Welfare	187.34	0.00	187.34
Total of (g) Social Welfare and Nutrition	187.34	0.00	187.34
(h) Others			
4250 Capital Outlay on other Social Services	1.82	0.00	1.82
Total of (h) Others :	1.82	0.00	1.82
Total of B. CAPITAL ACCOUNT OF SOCIAL SERVICES	51549.77	9743.54	61293.32

STATEMENT NO. 2 - CAPITAL OUTLAY - PROGRESSIVE CAPITAL OUTLAY TO THE END OF 2003-2004

Major Head of Accounts	Expenditure to the end of 2002-2003	Expenditure during 2003-2004	Total
C. CAPITAL ACCOUNT OF ECONOMIC SERVICES			
(a) Capital Account of Agriculture and Allied Activities			
4401 Capital Outlay on Crop Husbandry	777.53	21.79	799.32
4403 Capital Outlay on Animal Husbandry	626.47	34.30	660.77
4404 Capital Outlay on Dairy Development	187.76	0.00	187.76
4405 Capital Outlay on Fisheries	366.81	9.73	376.54
4406 Capital Outlay on Forestry and Wild Life	166.39	27.64	194.03
4408 Capital Outlay on Food Storage and Warehousing	914.70	36.36	951.06
4415 Capital Outlay on Agricultural Research and Education	11.42	0.00	11.42
4425 Capital Outlay on Co-operation	1230.26	31.80	1262.06
4435 Capital Outlay on other Agricultural Programmes	79.13	10.00	89.13
Total of (a) Capital Account of Agriculture and Allied Activities	4360.47	171.62	4532.09
(b) Capital Account of Rural Development			
4515 Capital Outlay on other Rural Development Programmes	839.84	169.77	1009.61
Total of (b) Capital Account of Rural Development	839.84	169.77	1009.61
(c) Capital Account of Special Areas Programme			
4575 Capital Outlay on other Special Areas Programmes	2134.02	311.75	2445.77
Total of (c) Capital Account of Special Areas Programme	2134.02	311.75	2445.77
(d) Capital Account of Irrigation and Flood Control			
4702 Capital Outlay on Minor Irrigation	1125.29	2.93	1128.22
4711 Capital Outlay on Flood control Projects	0.00	161.44	161.44
Total of (d) Capital Account of Irrigation and Flood Control	1125.29	164.36	1289.66
(e) Capital Account of Energy			
4801 Capital Outlay on Power Projects	47102.22	4377.77	51479.99
Total of (e) Capital Account of Energy	47102.22	4377.77	51479.99
(f) Capital Account of Industry and Minerals			
4851 Capital Outlay on Village and Small Industries	350.48	79.27	429.75
4853 Capital Outlay on Non-ferrous Mining and Metallurgical Industries	521.39	101.00	622.39
4860 Capital Outlay on Consumer Industries	2866.34	61.00	2927.34
4885 Other Capital Outlay on Industries and Minerals	1527.70	50.00	1577.70
Total of (f) Capital Account of Industry and Minerals	5265.91	291.27	5557.18

STATEMENT NO. 2 - CAPITAL OUTLAY - PROGRESSIVE CAPITAL OUTLAY TO THE END OF 2003-2004

Major Head of Accounts	Expenditure to the end of 2002-2003	Expenditure during 2003-2004	Total
(g) Capital Account of Transport			
5053 Capital Outlay on Civil Aviation	1333.97	2.02	1335.99
5054 Capital Outlay on Roads and Bridges	38701.63	3892.70	42594.33
5055 Capital Outlay on Road Transport	3308.22	141.08	3449.30
Total of (g) Capital Account of Transport	43343.82	4035.80	47379.62
(j) Capital Account of General Economic Services			
5452 Capital Outlay on Tourism	1620.83	605.31	2226.14
5465 Investment in general Financial and Trading Institutions	168.45	0.00	168.45
Total of (j) Capital Account of General Economic Services	1789.28	605.31	2394.59
Total of C. CAPITAL ACCOUNT OF ECONOMIC SERVICE	105960.85	10127.65	116088.51
Total of Expenditure Heads (Capital Account) (A+B+C) :	165472.51	21148.67	186621.18

STATEMENT NO. 3 - FINANCIAL RESULTS OF IRRIGATION WORKS

Sl. No.	Name of Project	Capital outlay during the year			Capital outlay to the end of year			Revenue Receipts during the year			Revenue for gone/remission of revenue during the year	Total revenue during the year
		Direct	Indirect	Total	Direct	Indirect	Total	Direct revenue Public Works receipts	Indirect receipt	Total		
1	2	3	4	5	6	7	8	9	10	11	12	13

(In lakhs of rupees)

- A. IRRIGATION WORKS
 Productive—
 (Details by Projects Schemes)
 Total—Productive
 Unproductive—
 (Details by Projects/ Schemes)
 Total—Unproductive

Total : A

-----NIL-----

- B. NAVIGATION, EMBANKMENT AND DRAINAGE WORKS.
 (Details by Projects/Schemes)

Total : B

Grand Total

Sl. No.	Name of Project	Working expenses and maintenance charges during the year			Net revenue excluding interest			Net Profit or loss after meeting interest	
		Direct	Indirect	Total	Surplus of revenue over expenditure or excess of expenditure over revenue	Rate per cent on capital outlay to the end-of the year	Interest on capital outlay	Surplus of revenue over expenditure or excess of expenditure over revenue	Rate per cent on capital outlay to the end-of the year
1	2	14	15	16	17	18	19	20	21

- A. IRRIGATION WORKS
 Productive—
 (Details by Projects Schemes)
 Total—Productive
 Unproductive—
 (Details by Projects/ Schemes)
 Total—Unproductive

Total : A

-----NIL-----

- B. NAVIGATION, EMBANKMENT AND DRAINAGE WORKS.
 (Details by Projects/Schemes)

Total : B

Grand Total

STATEMENT NO. 4 - DEBT POSITION

Nature of borrowing	Balance as on 1st April 2003	Receipts during the year 2003-2004-	Repayments during the year 2003-2004	Balance as on 31st March 2004	Increase
1	2	3	4	5	6
(i) Statement of Borrowings (a)					
(In lakhs of rupees)					
E. PUBLIC DEBT					
6003 Internal Debt of the State Government	3,41,32.50	75.96.22	16,46.92	4,00,81.80	+5949.30
6004 Loans and Advances from Central Government	2,80,79.81	61,05.61	67,70.59	2,74,14.83	-664.98
Total : E Public Debt	6,22,12.31	1,37,01.83	84,17.51	6,74,96.63	+5284.32
I. SMALL SAVINGS PROVIDENT FUNDS ETC.					
8009 State Provident Funds	2,37,44.74	63,28.72	42,62.51	2,58,10.95	+2066.21
8011 Insurance and Pension Funds	8,11.63	1,80.28	58.21	9,33.70	+ 122.07
Total : I-Small Savings Provident Funds Etc.	2,45,56.37	65,09.00	43,20.72	2,67,44.65	+2188.28
GRAND TOTAL	8,67,68.68	2,02,10.83	1,27,38.23	9,42,41.28	+7472.60

No Law under article 293 of the Constitution has been passed by the State Legislature laying down the limits within which the Government may borrow on the security of the Consolidated Fund of the State.

Explanatory Notes :-

1. Internal Debt of the State Government :

The receipt of Rs. 75,96.22 lakhs under this head includes Rs. 61,60.31 lakhs towards market loan, Rs 964.00 lakhs from Life Insurance Corporation and the balance of Rs. 4,71.91 lakhs borrowed from the NABARD. During 2003-2004 Government paid Rs. 16,46.91 lakhs in repayment of outstanding loans, paid interest Rs. 10,63.89 lakhs to these bodies and Rs. 3,284.86 lakhs towards interest on Market Loans during 2003-2004. However, this figures does not include the debt amount of Rs. 4,780.20 lakhs towards power bonds received through R.B.I., Guwahati.

2. Loans and Advances from the Central Government :

Rs. 61,05.61 lakhs was received from the Government of India as Loans (Share of Small Saving Collection for non-plan loans Rs. 17,55.00 lakhs, Block Loans for State Plan Schemes Rs. 40,62.32 lakhs, House Building Advances for A.I.S. Officers Rs. 13.78 lakhs and Loans for Centrally Sponsored Plan Scheme Rs. 1,87.80 lakhs). During 2003-2004 State Government received loan of Rs 61,05.61 lakhs and paid Rs. 67,70.59 lakhs towards repayment of outstanding loans and Rs. 3,012.28 lakhs towards interest to the Government of India. The loans from the Central Government as on 31st March 2004 contributed 41 percent of the total Public Debt of the State Government on the date.

3. Small Savings, Provident Funds, etc.

(a) **Provident Funds** : This comprise mainly the Provident Fund balances at the credit of the Government Servants. The State Government paid interest of Rs 1,785.00 lakhs on provident fund balance during this year.

(b) **Insurance and Pension Fund** :

From 1st January 1994 the State Government Employees Group Insurance Scheme has been Introduced by the Government. The State Government paid interest of Rs. 103.50 lakhs on Insurance Fund balance during this year.

(ii) Other Obligations:

In addition to the above, the balances at the credit of earmarked and other funds, as also certain deposits to the extent of which they have not been invested but are merged with General Cash balances of the Government, also constitute a liability of the Government such liability at the end of March 2004 was Rs. 2,403.41 lakhs as shown in Statement No 16.

STATEMENT NO. 4 - DEBT POSITION

(iii) Service of debt:**(A) Interest on debt and other obligations :**

The gross debt and other obligations and the total net amount of interest charges met from revenue during 2002-2003 and 2003-2004 are shown below:-

	2002-2003	2003-2004	Net Increased (+) or decreased (-) during the year
	(In lakhs of Rupees)		
Gross debt and other obligations outstanding at the end of the year	88,814.03	96,644.69	(+) 7,830.66
(i) Interest paid by the Government	8,953.22	9,249.52	(+) 296.30
(ii) Interest realised	716.66	273.27	(-) 443.39
(iii) Net amount of interest charged	8,236.56	8,976.25	(+) 739.69
Percentage of gross interest to total revenue receipts	4.30	6.89	(+) 2.59
Percentage of net interest to total revenue receipts	3.95	6.69	(+) 2.74

(B) Arrangement for Amortisation: The system of creation of Sinking Funds by transferring funds from revenue for amortisation of open market loans was created by the Government from 1999-2000 vide notification No. 3/Finance/Accounts dated 31.08.1999 on the recommendation of the 10th Finance Commission.

The balance of the fund at the commencement and at the end of 2003-04 are given below :

Name	Balance on 1 st April 2003	Addition during the year	Withdrawal during the year	Balance on 31 st March 2004
	(In lakhs of Rupees)			
Sinking Fund	3,393.16	1,100.00*	Nil	4,493.16**

* Rs 1,100.00 lakhs appropriated from revenue during this year.

** As per information furnished by the Government the whole balances of the fund was invested in the Nationalised Bank as fixed deposit as per the direction of Reserve Bank of India and no interest accrued during this year.

Apart from the interest received as above, the Government also received Rs. 73.90 lakhs during the year as dividend on investments in commercial undertaking, etc.

STATEMENT NO. 5 - LOANS AND ADVANCES BY THE STATE GOVERNMENT

Class of Loans and advances	Balance as on 1st April 2003 2	Paid during the year 2003-2004 3	Repaid during the year 2003-2004 4	Balance as on 31st March 2004 5	Net Increase(+) or Decrease(-) 6
1	Dr.	Dr.	Cr.	Dr.	
(i) Statement of Loans and Advances (a)					
<i>(In Lakhs of Rupees)</i>					
F. LOANS AND ADVANCES					
I. Loans for Social Services					
(i) Loans for Water Supply, Sanitation, Housing and Urban Development	38.24	0.00	0.00	38.24	.00
Total I. Loans for Social Services	38.24	0.00	0.00	38.24	.00
II. Loans for Economic Services					
(i) Loans for Agriculture and Allied Activities	82.32	0.00	0.49	81.83	-.49
(ii) Loans for Industry and Minerals	311.65	0.00	0.00	311.65	.00
(iii) Loans for Transport	1.38	0.00	0.00	1.38	.00
(iv) Loans for General Economic Services	0.02	0.00	0.00	0.02	.00
Total II. Loans for Economic Services	395.37	0.00	0.49	394.88	-.49
III. Loans to Government Servants					
Total III. Loans to Government Servants	144.19	9.68	107.41	46.46	- 97.73
IV. Miscellaneous Loans					
Total IV. Miscellaneous Loans	50.33	0.00	0.00	50.33	.00
Grand Total :	628.13	9.68	107.90	529.91	98.22

(ii) Recoveries in Arrears (b)

Information about arrears in recovery of Loans and Advances and Interest has not been received (September'04) from the Departmental Officers who maintain the detailed accounts thereof.

**STATEMENT NO. 6 GUARANTEES GIVEN BY GOVERNMENT FOR REPAYMENT OF LOANS ETC.,
RAISED BY STATUTORY CORPORATIONS, LOCAL BODIES AND OTHER INSTITUTIONS.**

Public or other body for which guarantee has been given and brief nature of the guarantee	Maximum amount guaranteed	Sums guaranteed-outstanding on 31st March, 2004
<i>(In lakhs of rupees)</i>		
Sikkim Mining Corporation		
Guarantee to State Bank of Sikkim for overdraft	7.00	7.00
Sikkim Vanaspati Limited.		
Guarantee to State Bank of India for repayment of Loan	363.00	363.00
Guarantee to I. D. B. I. for repayment of Loan	<u>440.00</u>	<u>440.00*</u>
	<u>803.00</u>	<u>803.00</u>
Sikkim State SC/ST/OBC/Development Corporation Ltd.		
Guarantee for raising loan form NSFDC, NSTFDC & NBĀFDC	2,500.00	2,500.00
Sikkim Power Development Corporation Limited		
Guarantee for raising of bonds	5,000.00	5,000.00
Sikkim Manipal University		
Guarantee to Vijaya Bank for Grant of advance	1,900.00	NIL
Sikkim Time Corporation		
Guarantee to Central Bank of India for grant of advance	<u>500.00</u>	<u>300.00</u>
Total	<u>10,710.00</u>	<u>8,610.00</u>

As per the Sikkim Government Guarantee Act 200(Act No.21 of 2000) the Ceiling on total outstanding Government Guarantees as on the first day of April of any year shall not exceed thrice the State's Tax Revenue Receipt of the second preceding year.

Guarantee to Vijaya Bank for grant of advance to Sikkim Manipal University amounting to Rs. 1,900.00 lakhs invoked during this year.

* Guarantee for Rs. 400.00 lakhs and Rs. 40.00 lakhs given to I. D. B. I. by the Government during the year 1986 and 1988 have been incorporated during this year.

STATEMENT NO. 7 CASH BALANCES AND INVESTMENT OF CASH BALANCES

	As on 1st April 2003	As on 31st March 2004
<i>(In lakhs of rupees)</i>		
(A) General Cash Balances -		
(1) Deposits with other banks (treasuries)	14954.97	5808.53
(2) Deposits with Nationalised banks	166.35	126.44
TOTAL:	<u>15121.32</u>	<u>5934.97</u>
 Investments held in the 'Cash Balances Investment Account'	 2900.00	 10000.00
TOTAL(A):	<u>18021.32</u>	<u>15934.97</u>
 (B) Other Cash Balances and Investment		
(1) Cash with departmental Officers viz. forest and public works deptt.	-19.54	31.15
(2) Permanent advances for contingent Expenditure with Departmental Officers	37.50	37.55
(3) Investment of earmarked funds	3643.16	4743.16
TOTAL(B):	<u>3661.12</u>	<u>4811.86</u>
TOTAL(A+B):	<u>21682.44</u>	<u>20746.83</u>

Explanatory Notes :-

- Under a resolution passed in the year 1968-69, the State Bank of Sikkim has been vested with the responsibility by the Government of Sikkim of receiving money on behalf of Government and making all Government payments and keeping custody of the balances of Government in Current Account as well as in Fixed Deposits that may be made through the branches of Bank. There is a balance of Rs. 5,808.53 lakhs with the State bank of Sikkim as on 31st March 2004 as per the record of this office. But as per the record of the State Bank of Sikkim, the Cash Balance of the Government amounts to Rs. 8,574.40 lakhs leaving behind an unreconciled balance of Rs. 2,765.87 lakhs.
- The Cash balance represents the combined balances of Consolidated Fund, Contingency Fund and Public Account.

STATEMENT NO. 8 - SUMMARY OF BALANCES UNDER CONSOLIDATED FUND, CONTINGENCY FUND AND PUBLIC ACCOUNT

The following is a summary of Balances as on 31st March 2004

Debit Balance	Sector of the General Account	Name of Account	Credit Balance
Rs.			Rs.
		Consolidated Fund	
8,30,64,46,151	A to E and part of H	Government Account	
	E	Public Debt	6,74,96,62,837
5,29,91,293	F	Loans and Advances	
	H	Contingency Fund	50,00,002
		Public Account	
	I	Small Savings, Provident Funds, etc.	2,67,44,64,757
	J	Reserve Funds	
		(b) Reserve Funds not bearing interest	
47,43,16,182		Gross Balance Investment	52,98,31,585
	K	Deposits and Advances	
		(b) Deposits not bearing interest	18,48,25,840
1,03,35,417		(c) Advances	
	L	Suspense and Miscellaneous	
		(Excluding 8680 - Miscellaneous Govt. Account)	
3,31,70,615		(b) Suspense	
1,22,28,24,418		(c) Other Accounts	
	M	Remittances	54,97,96,245
59,34,97,190	N	Cash Balance (closing)	
10,69,35,81,266	Total		10,69,35,81,266

Explanatory Notes:-

1. The significance of the term 'Government Account' is explained in Note 3 below:-

The other headings in the summary take into account the balances under all heads in Government books about which Government has a liability to repay the money received or has a claim to recover the amount paid and also heads of account opened in the books for adjustment of remittances transactions. It must be understood that these balances can not be regarded as a complete record of the Financial position of the Government of Sikkim as these do not take into account all the physical assets of the State, as such lands, buildings, communications, etc., nor any accrued dues or outstanding liabilities which are brought to account under the cash basis of accounting followed by the Government.

STATEMENT NO. 8 - SUMMARY OF BALANCES UNDER CONSOLIDATED FUND, CONTINGENCY FUND AND PUBLIC ACCOUNT

2. A summary of Receipts, Disbursements and Balances under Debt, Contingency Fund and Public Account is given in Statement No.16
3. Government Account : Under the system of book-keeping followed in Government Accounts, the amounts booked under revenue, capital and other transactions of Government, the balances of which are not carried forward from year to year, are closed to a single head called 'Government Accounts'. The balances under this head represents the cumulative result of all such transactions so that after adding thereto the balances under Public Debt, Loans and Advances, Reserve Funds, Deposits and Advances, Suspense and Miscellaneous, Remittances and Contingency Fund, the closing cash balance at the end of the year may be worked out and proved. The 'Government Account' for the year 2003-2004 given below will show the net amount at the end of the year has been arrived at.

Debit	Details	Credit
777,42,41,485	A. Amount at the debit of government Account on 1st April 2003	
	B. Receipt Heads (Revenue Account)	1341,18,26,235
1180,92,98,290	C. Expenditure Heads (Revenue Account)	
211,48,66,966	D. Expenditure Heads (Capital Account)	
1,98,65,645 *	E. Miscellaneous	
	F. Amount at the debit of Government Account on 31st March 2004	830,64,46,151
<u>2171,82,72,386</u>	Total	<u>2171,82,72,386</u>

* Rupees 1,98,65,645 (Dr.) shown against 'E' Miscellaneous relates to the adjustments detailed below which are closed to Government Accounts:-

	Credit	Debit
Ledger balance Adjustment Account		
Miscellaneous write off being mainly the net result of un-reconciled balances accumulated prior to 1982-83 under 8658 Suspense Accounts transferred to this head under Special Sanction	35,97,232	2,34,62,877
Total :	<u>35,97,232</u>	<u>2,34,62,877</u>
Net Debit Balance :		<u>1,98,65,645</u>

PART - II
DETAILED ACCOUNTS AND OTHER STATEMENTS
A- REVENUE EXPENDITURE

**STATEMENT NO. 9 - STATEMENT OF REVENUE AND EXPENDITURE UNDER DIFFERENT HEADS FOR THE
YEAR 2003-2004 EXPRESSED AS A PERCENTAGE OF TOTAL REVENUE/EXPENDITURE**

Heads - Revenue	Amount	Percentage of Total Revenue	Percentage of Total Expenditure
<i>(In lakhs of Rupees)</i>			
A. Tax Revenue			
(a) Taxes on Income and Expenditure			
0020 Corporation Tax	3506.00	2.61	2.97
0021 Taxes on Income other than Corporation Tax	2675.63	1.99	2.27
0028 Other Taxes On Income and Expenditure	4.00	0.00	0.00
Total - (a) Taxes on Income and Expenditure	6185.63	4.61	5.24
(b) Taxes on Property and Capital Transactions			
0029 Land Revenue	18.48	0.01	0.02
0030 Stamps & Registration Fees	114.08	0.09	0.10
Total - (b) Taxes on Property and Capital Transactions	132.56	0.10	0.11
(c) Taxes on Commodities and Services			
0037 Customs	3009.00	2.24	2.55
0038 Union Excise Duties	4200.00	3.13	3.56
0039 State Excise	2524.78	1.88	2.14
0040 Sales Tax	4887.44	3.64	4.14
0041 Taxes on Vehicles	273.87	0.20	0.23
0044 Service Tax	456.00	0.34	0.39
0045 Other Taxes and Duties on Commodities and Services	364.36	0.27	0.31
Total - (c) Taxes on Commodities and Services	15715.45	11.72	13.31
Total - A. Tax Revenue	22033.64	16.43	18.66

STATEMENT NO. 9 - STATEMENT OF REVENUE AND EXPENDITURE UNDER DIFFERENT HEADS FOR THE YEAR 2003-2004 EXPRESSED AS A PERCENTAGE OF TOTAL REVENUE/EXPENDITURE

Heads - Expenditure	Amount	Percentage of Total Revenue	Percentage of Total Expenditure
5	6	7	8
(In lakhs of Rupees)			
A. General Services			
(a) Organs of State			
(b) Fiscal Services	1439.52	1.07	1.22
(i) Collection of Taxes on Income and Expenditure			
2020 Collection of Taxes on Income and Expenditure	55.69	0.04	0.05
Total - (i) Collection of Taxes on Income and Expenditure	55.69	0.04	0.05
(ii) Collection of Taxes on Property and Capital Transactions			
2029 Land Revenue	276.43	0.21	0.23
2030 Stamps and Registration	-2.50	0.00	0.00
2031 Collection Of Estate Duty, Taxes on Wealth and Gift Tax	0.00	0.00	0.00
2035 Collection of Other Taxes on Property and Capital Transactions	0.00	0.00	0.00
Total - (ii) Collection of Taxes on Property and Capital Transactions	273.93	0.20	0.23
(iii) Collection of Taxes on Commodities and Services			
2037 Customs	0.00	0.00	0.00
2038 Union Excise Duties	0.00	0.00	0.00
2039 State Excise Duties	137.39	0.10	0.12
2040 Sales Tax	108.58	0.08	0.09
2041 Taxes on Vehicles	42.82	0.03	0.04
2045 Other Taxes and Duties on Commodities and Services	36.03	0.03	0.03
Total - (iii) Collection of Taxes on Commodities and Services	324.82	0.24	0.28
(iv) Other Fiscal Services			
2046 Currency, Coinage and Mint	0.00	0.00	0.00
2047 Other Fiscal Services	0.00	0.00	0.00
Total - (iv) Other Fiscal Services	0.00	0.00	0.00
Total - (b) Fiscal Services :	654.44	0.49	0.55
(c) Interest payment and servicing of Debt	10349.52	7.72	8.76
(d) Administrative Services	8154.40	6.08	6.91
(e) Pensions and Miscellaneous General Services	48307.98	36.02	40.91
(f) Defence Services	0.00	0.00	0.00
Total - A. General Services :	68905.86	51.38	58.35

**STATEMENT NO. 9 - STATEMENT OF REVENUE AND EXPENDITURE UNDER DIFFERENT HEADS FOR THE
YEAR 2003-2004 EXPRESSED AS A PERCENTAGE OF TOTAL REVENUE/EXPENDITURE**

Heads - Revenue	Amount	Percentage of Total Revenue	Percentage of Total Expenditure
<i>(In lakhs of Rupees)</i>			
B. Non-Tax Revenue			
(a) Fiscal Services			
Total - (a) Fiscal Services :	0.00	0.00	0.00
(b) Interest Receipts, Dividends and Profits			
0049 Interest Receipts	273.27	0.20	0.23
0050 Dividends and Profits	73.90	0.06	0.06
Total - (b) Interest Receipts, Dividends and Profits	347.17	0.26	0.29
(c) Other Non-Tax Revenue			
(i) General Services	48833.10	36.41	41.35
(ii) Social Services	262.34	0.20	0.22
(iii) Economic Services	4286.23	3.20	3.63
Total - (c) Other Non-Tax Revenue	53381.67	39.80	45.20
Total - B. Non-Tax Revenue	<u>53728.84</u>	<u>40.06</u>	<u>45.50</u>
C. Grants-In-Aid And Contributions			
Total - C. Grants-In-Aid And Contributions	<u>58355.78</u>	<u>43.51</u>	<u>49.42</u>
Grand Total Revenue :	<u>134118.26</u>	<u>100.00</u>	<u>113.57</u>

**STATEMENT NO. 9 - STATEMENT OF REVENUE AND EXPENDITURE UNDER DIFFERENT HEADS FOR THE
YEAR 2003-2004 EXPRESSED AS A PERCENTAGE OF TOTAL REVENUE/EXPENDITURE**

Heads - Expenditure 5	Amount 6	Percentage of Total Revenue 7	Percentage of Total Expenditure 8
	<i>(In lakhs of Rupees)</i>		
B. Social Services			
(a) Education, Sports, Art and Culture	14266.99	10.64	12.08
(b) Health and Family Welfare	3894.97	2.90	3.30
(c) Water Supply, Sanitation, Housing and Urban Development	4226.65	3.15	3.58
(d) Information and Broadcasting	302.03	0.23	0.26
(e) Welfare of Schedule Castes, Schedule Tribes and Other Backward Classes	437.24	0.33	0.37
(f) Labour and Labour Welfare	108.79	0.08	0.09
(g) Social Welfare and Nutrition	2845.20	2.12	2.41
(h) Others	202.61	0.15	0.17
Total - B. Social Services :	26284.48	19.60	22.26
C. Economic Services			
(a) Agriculture and Allied Activities	6948.48	5.18	5.88
(b) Rural Development	3424.81	2.55	2.90
(c) Special Areas Programmes	70.40	0.05	0.06
(d) Irrigation and Flood Control	1356.43	1.01	1.15
(e) Energy	3685.44	2.75	3.12
(f) Industry and Minerals	2145.86	1.60	1.82
(g) Transport	4167.87	3.11	3.53
(h) Communications	0.00	0.00	0.00
(i) Science Technology and Environment	106.34	0.08	0.09
(j) General Economic Services	997.03	0.74	0.84
Total - C. Economic Services	22902.66	17.08	19.39
Grand Total Expenditure :	118093.00	88.05	100.00

STATEMENT NO.10-STATEMENT SHOWING THE DISTRIBUTION BETWEEN CHARGED AND VOTED EXPENDITURE

Figures representing charged expenditure are shown in italics

	Actuals for 2003-2004		
	Charged	Voted	Total
Expenditure Heads (Revenue Accounts)	<i>107,50,00,606</i>	1073,42,97,684	1180,92,98,290
Expenditure Heads (Capital Accounts)		211,48,66,966	211,48,66,966
Public Debt	<i>84,17,50,575</i>		84,17,50,575
Loans and Advances		9,67,900	9,67,900
Total :	<i>191,67,51,181</i>	1285,01,32,550	1476,68,83,731

STATEMENT NO. 11 - DETAILED ACCOUNTS OF REVENUE BY MINOR HEADS

Heads	Actuals for 2003-2004
	Rs.
A. TAX REVENUE	
(a) Taxes on Income and Expenditure	
0020 Corporation Tax	
901 Share of Net Proceeds assigned to States	35,06,00,000
Total of 0020 :	35,06,00,000
0021 Taxes on Income other than Corporation Tax	
104 Taxes on Income levied under State Laws (Sikkim)	26,87,61,050
900 Deduct Refund	-11,97,912
Total of 0021 :	26,75,63,138
0028 Other Taxes On Income and Expenditure	
901 Share of Net proceeds assigned to States	4,00,000
Total of 0028 :	4,00,000
Total of (a) Taxes on Income and Expenditure	61,85,63,138
(b) Taxes on Property and Capital Transactions	
0029 Land Revenue	
101 Land Revenue/Tax	3,71,954
800 Other Receipts	14,75,708
Total of 0029 :	18,47,662
0030 Stamps & Registration Fees	
01 Stamps-Judicial	
102 Sale of Stamps	30,79,590
Total of 01 :	30,79,590
02 Stamps-Non-Judicial	
102 Sale of Stamps	7,07,410
Total of 02 :	7,07,410
03 Registration Fees	
104 Fees for registering documents	54,19,773
800 Other Receipts	22,01,237
Total of 03 :	76,21,010
Total of 0030 :	1,14,08,010
Total of (b) Taxes on Property and Capital Transactions	1,32,55,672
(c) Taxes on Commodities and Services	
0037 Customs	
901 Share of Net Proceeds assigned to States	30,09,00,000
Total of 0037 :	30,09,00,000
0038 Union Excise Duties	

STATEMENT NO. 11 - DETAILED ACCOUNTS OF REVENUE BY MINOR HEADS

Heads	Actuals for 2003-2004
	Rs.
901 Share of Net Proceeds assigned to States	42,00,00,000
Total of 0038 :	42,00,00,000
0039 State Excise	
101 Country Spirits	65,000
102 Country fermented Liquors	5,04,00,051
105 Foreign Liquors and spirits	17,06,59,300
107 Medical and toilet preparations containing alcohol, opium etc.	2,55,38,495
150 Fines and confiscations	1,14,706
800 Other Receipts	57,00,380
Total of 0039 :	25,24,77,932
0040 Sales Tax	
101 Receipts under Central Sales Tax Act	4,90,75,560
102 Receipts under State Sales Tax Act	43,96,68,930
Total of 0040 :	48,87,44,490
0041 Taxes on Vehicles	
102 Receipts under the State Motor Vehicles Taxation Acts	2,73,86,954
Total of 0041 :	2,73,86,954
0044 Service Tax	
901 Share of Net Proceeds assigned to States	4,56,00,000
Total of 0044 :	4,56,00,000
0045 Other Taxes and Duties on Commodities and Services	
101 Entertainment Tax	40,03,930
800 Other Receipts	2,66,31,714
901 Share of Net Proceeds assigned to States	58,00,000
Total of 0045 :	3,64,35,644
Total of (c) Taxes on Commodities and Services	1,57,15,45,020
Total of A. TAX REVENUE	220,33,63,830

STATEMENT NO. 11 - DETAILED ACCOUNTS OF REVENUE BY MINOR HEADS

Heads	Actuals for 2003-2004
	Rs.
B. NON-TAX REVENUE	
(b) Interest Receipts, Dividends and Profits	
0049 Interest Receipts	
<i>04 Interest Receipts of State/Union Territory Governments</i>	2,33,86,398
110 Interest realised on investment of Cash balances	39,40,181
800 Other Receipts	
<i>Total of 04 :</i>	<i>2,73,26,579</i>
Total of 0049 :	2,73,26,579
0050 Dividends and Profits	
101 Dividends from Public Undertakings	73,89,805
<i>Total of 0050 :</i>	<i>73,89,805</i>
Total of (b) Interest Receipts, Dividends and Profits	3,47,16,384
(c) Other Non-Tax Revenue	
(i) General Services	
0051 Public Service commission	
105 State PSC Examination Fee	17,556
<i>Total of 0051 :</i>	<i>17,556</i>
0055 Police	
101 Police supplied to other Governments	94,01,801
104 Receipts under Arms Act	5,08,141
800 Other Receipts	9,20,96,950
<i>Total of 0055 :</i>	<i>10,20,06,892</i>
0058 Stationery and Printing	
200 Other Press receipts	1,03,07,483
800 Other receipts	1,46,859
<i>Total of 0058 :</i>	<i>1,04,54,342</i>
0059 Public Works	
80 <i>General</i>	
102 Hire charges of Machinery and Equipment	82,79,834
800 Other Receipts	81,32,819
<i>Total of 80 :</i>	<i>1,64,12,653</i>
Total of 0059 :	1,64,12,653
0070 Other Administrative Services	
01 <i>Administration of Justice</i>	
102 Fines and Forfeitures	12,21,703
501 Services and Service Fees	1,56,875
800 Other Receipts	2,52,258

STATEMENT NO. 11 - DETAILED ACCOUNTS OF REVENUE BY MINOR HEADS

Heads	Actuals for 2003-2004
	Rs.
	Total of 01 : 16,30,836
<i>02 Elections</i>	
101 Sale proceeds of election forms and documents	7,290
104 Fees, Fines and Forfeiture	6,428
800 Other Receipts	25,30,949
	Total of 02 : 25,44,667
<i>60 Other Services</i>	
114 Receipts from Motor Garages etc.	6,54,172
115 Receipts from Guest Houses, Government Hostels etc.	43,65,684
800 Other Receipts	71,42,921
	Total of 60 : 1,21,62,777
	Total of 0070 : 1,63,38,280
0071 Contributions and Recoveries towards Pension and Other Retirement Benefits	
<i>01 Civil</i>	
101 Subscriptions and Contributions	8,83,996
	Total of 01 : 8,83,996
	Total of 0071 : 8,83,996
0075 Miscellaneous General Services	
103 State Lotteries	4,73,66,67,806
108 Guarantee Fees	5,00,000
800 Other Receipts	28,662
	Total of 0075 : 4,73,71,96,468
	Total of (i) General Services : 4,88,33,10,187
(ii) Social Services	
0202 Education, Sports, Art and Culture	
<i>01 General Education</i>	
101 Elementary Education	3,77,252
102 Secondary Education	79,65,868
103 University and Higher Education	79,540
	Total of 01 : 84,22,660
<i>04 Art and Culture</i>	
800 Other Receipts	3,83,416
	Total of 04 : 3,83,416
	Total of 0202 : 88,06,076
0210 Medical and Public Health	
<i>01 Urban Health Services</i>	
020 Receipts from Patients for hospital and dispensary services	12,81,576

STATEMENT NO. 11 - DETAILED ACCOUNTS OF REVENUE BY MINOR HEADS

Heads	Actuals for 2003-2004
	Rs.
800 Other Receipts	19,59,793
	Total of 01 : ----- 32,41,369
04 Public Health	
104 Fees and Fines etc.	11,89,511
	Total of 04 : ----- 11,89,511
	Total of 0210 : ----- 44,30,880
0215 Water Supply and Sanitation	
01 Water Supply	
103 Receipts from Urban water supply schemes	53,95,621
800 Other Receipts	3,00,843
	Total of 01 : ----- 56,96,464
02 Sewerage and Sanitation	
103 Receipts from Sewerage Schemes	17,38,199
	Total of 02 : ----- 17,38,199
	Total of 0215 : ----- 74,34,663
0216 Housing	
01 Government Residential Buildings	
106 General Pool accommodation	17,59,900
	Total of 01 : ----- 17,59,900
80 General	
800 Other Receipts	135
	Total of 80 : ----- 135
	Total of 0216 : ----- 17,60,035
0220 Information and Publicity	
60 Others	
106 Receipts from Advertising and Visual Publicity	2,99,821
800 Other receipts	9,93,251
	Total of 60 : ----- 12,93,072
	Total of 0220 : ----- 12,93,072
0230 Labour and Employment	
102 Fees for Registration of Trade Unions	4,39,790
	Total of 0230 : ----- 4,39,790
0235 Social Security and Welfare	
60 Other Social Security and Welfare Programmes	
800 Other Receipts	18,99,635
	Total of 60 : ----- 18,99,635

STATEMENT NO. 11 - DETAILED ACCOUNTS OF REVENUE BY MINOR HEADS

Heads	Actuals for 2003-2004
	Rs.
	Total of 0235 : 18,99,635
0250 Other Social Services	
800 Other Receipts	1,69,300
	Total of 0250 : 1,69,300
	Total of (ii) Social Services : 2,62,33,451
(iii) Economic Services	
0401 Crop Husbandry	
104 Receipts from Agricultural Farms	11,29,828
105 Sale of manures and fertilisers	10,000
800 Other Receipts	19,32,287
	Total of 0401 : 30,72,115
0403 Animal Husbandry	
102 Receipts from Cattle and Buffalo development	2,82,049
103 Receipts from Poultry development	13,441
104 Receipts from Sheep and Wool development	10,320
105 Receipts from Piggery development	3,00,848
800 Other Receipts	16,56,419
	Total of 0403 : 22,63,077
0405 Fisheries	
102 Licence Fees, Fines etc	8,080
103 Sale of fish, fish seeds etc	34,485
800 Other Receipts	21,810
	Total of 0405 : 64,375
0406 Forestry and Wild Life	
<i>01 Forestry</i>	
101 Sale of timber and other forest produce	80,86,904
800 Other Receipts	6,32,84,072
	Total of 01 : 7,13,70,976
<i>02 Environmental Forestry and Wild Life</i>	
111 Zoological Park	88,775
112 Public Gardens	92,040
800 Other Receipts	8,15,667
	Total of 02 : 9,96,482
	Total of 0406 : 7,23,67,458
0407 Plantations	
<i>01 Tea</i>	
800 Other Receipts	1,91,75,971
	Total of 01 : 1,91,75,971

STATEMENT NO. 11 - DETAILED ACCOUNTS OF REVENUE BY MINOR HEADS

Heads	Actuals for 2003-2004
	Rs.
	Total of 0407 : 1,91,75,971
0408 Food Storage and Warehousing	
101 Food	13,38,471
	Total of 0408 : 13,38,471
0425 Co-operation	
800 Other Receipts	7,650
	Total of 0425 : 7,650
0515 Other Rural Development Programmes	
800 Other Receipts	51,11,031
	Total of 0515 : 51,11,031
0702 Minor Irrigation	
80 General	
800 Other Receipts	6,11,472
	Total of 80 : 6,11,472
	Total of 0702 : 6,11,472
0801 Power	
01 Hydel Generation	
800 Other Receipts	13,66,78,319
	Total of 01 : 13,66,78,319
	Total of 0801 : 13,66,78,319
0851 Village and Small Industries	
102 Small Scale Industries	57,75,350
	Total of 0851 : 57,75,350
0852 Industries	
80 General	
800 Other receipts	2,26,654
	Total of 80 : 2,26,654
	Total of 0852 : 2,26,654
0853 Non-ferrous Mining and Metallurgical industries	
800 Other Receipts	4,16,529
	Total of 0853 : 4,16,529
1055 Road Transport	
201 Sikkim Nationalised Transport	17,32,80,063
	Total of 1055 : 17,32,80,063

STATEMENT NO. 11 - DETAILED ACCOUNTS OF REVENUE BY MINOR HEADS

Heads	Actuals for 2003-2004
	Rs.
1452 Tourism	
105 Rent and Catering Receipts	54,72,244
800 Other Receipts	24,28,742
Total of 1452 :	79,00,986
1475 Other General Economic Services	
106 Fees for Stamping Weights and Measures	3,35,074
Total of 1475 :	3,35,074
Total of (iii) Economic Services	42,86,24,595
Total of (c) Other Non-Tax Revenue	5,33,81,68,233
Total of B. NON-TAX REVENUE	537,28,84,617

STATEMENT NO. 11 - DETAILED ACCOUNTS OF REVENUE BY MINOR HEADS

Heads	Actuals for 2003-2004
	Rs.
C. GRANTS-IN-AID AND CONTRIBUTIONS	
1601 Grants-in-aid from Central Government	
01 Non-plan Grants	
101 Grants under the Constitution (Distribution of Revenue order)	
01 Grants to meet Non-plan Revenue Deficit	1,41,47,00,000
	Total of 101 : ----- 1,41,47,00,000
109 Grants towards Contribution to Calamity Relief Fund	8,85,50,000
800 Other Grants	
06 Home Guards (Reimbursement of Expenditure by G.O.I.)	12,13,258
	Total of 6 : ----- 12,13,258
	Total of 800 : ----- 12,13,258
	Total of 01 : ----- 1,50,44,63,258
02 Grants for State/Union Territory Plan Schemes	
101 Block Grants	3,63,73,00,800
800 Other Grants	
02 Upgradation & Special Problem Grants recommended by the 11th Finance Commission	5,18,41,000
03 Grants for Local Bodies recommended by the 11th Finance Commission	1,65,01,000
	Total of 800 : ----- 6,83,42,000
	Total of 02 : ----- 3,70,56,42,800
03 Grants for Central Plan Schemes	
104 Grants under Proviso to Article 275 (1) of the Constitution	
01 Special Central Assistance for SC Component Plan	1,12,000
02 Special Central Assistance for Tribal Sub Plan	2,02,20,000
	Total of 0 : ----- 2,03,32,000
	Total of 104 : ----- 2,03,32,000
	Total of 03 : ----- 2,03,32,000
04 Grants for Centrally Sponsored Plan Schemes	
800 Other grants	
40 Police	
01 Modernisation of Police Force	1,00,476
02 India Reserve Battalion	5,16,69,710
	Total of 40 : ----- 5,17,70,186
41 Jails	
02 Modernisation of Prison Administration	2,73,00,000
	Total of 41 : ----- 2,73,00,000
42 Administration of Justice	

STATEMENT NO. 11 - DETAILED ACCOUNTS OF REVENUE BY MINOR HEADS

Heads	Actuals for 2003-2004
	Rs.
01 Office Complex for Judicial Administration	48,40,000
Total of 42 :	48,40,000
43 Education	
05 Setting up of District Institutes of Education and Training	63,14,000
17 Computer Literacy in School	72,50,000
24 Establishment of District Centres for English (CIEFL)	17,50,000
29 Strengthening of Existing ITI Rongpo	8,04,600
Total of 43 :	1,61,18,600
44 Sports and Youth Services	
01 National Service Scheme Programme	41,43,460
08 Development of Youth Hostels	19,60,000
Total of 44 :	61,03,460
45 Medical and Public Health	
03 National Leprosy Control programme	3,50,000
05 Prevention and Control of Blindness	6,50,000
06 Iodine Deficiency Disease	6,43,000
11 Development of Nursing Services	17,01,000
Total of 45 :	33,44,000
46 Family Welfare	
01 Family Welfare	2,73,16,000
Total of 46 :	2,73,16,000
47 Water Supply and Sanitation Water Supply	
01 Accelerated Rural Water Supply Programme	9,32,63,000
04 Central Rural Sanitation Programme	6,00,000
06 Accelerated Urban Water Supply Programme (PHE)	1,67,94,000
07 Augmentation of Gangtok Water Supply Phase - I	2,27,87,000
Total of 47 :	13,34,44,000
48 Urban Development and Housing Department	
03 Swarna Jayanti Sahari Rozgar Yojana	14,87,000
Total of 48 :	14,87,000
49 Welfare of Schedule Caste, Schedule Tribe & Other Backward Classes	
03 Hostel for OBC Boys and Girls	20,00,000
04 Merit of SC Students	3,75,000
07 Post Matric Scholarship	12,69,000
08 Merit of S.T. Student	1,50,000
02 Machinery for implementation of protection of Civil Right Act and SC's & ST's (POA) Act	95,000
05 Construction of SC Hostel	48,00,000
Total of 49 :	86,89,000
50 Social Security and Welfare Rehabilitation	
01 ICDS Programme	2,02,54,500
03 Control of Juvenile Social Justice	2,32,750

STATEMENT NO. 11 - DETAILED ACCOUNTS OF REVENUE BY MINOR HEADS

Heads	Actuals for 2003-2004
	Rs.
06 Swayam Sidha	8,00,000
Total of 50 :	2,12,87,250
51 Crop Husbandry	
28 Deforestation of newly developed agricultural equipment	5,50,000
29 Information support management	2,50,000
30 Transport Subsidiary on Seeds	4,29,060
10 Strengthening of Agricultural Extension	12,51,000
11 Agriculture Census Programme	15,40,000
12 Establishment of ARAS	5,00,000
21 Development of Pulses	5,00,000
22 Development of Oil Seeds	25,00,000
25 Macro Management in Agriculture	4,67,20,000
26 Women in Agriculture	16,00,000
Total of 51 :	5,58,40,060
53 Animal Husbandry	
01 Control of Foot and Mouth Diseases	17,000
02 Rinderpest Surveillance and Check Post	20,00,000
03 Undertaking Sample Survey for Estimation of Production of Milk	3,46,500
08 Animal Disease Surveillance	34,09,000
23 Poultry Development	42,50,000
24 Live Stock Cences	7,00,000
Total of 53 :	1,07,22,500
54 Dairy Development	
02 Integrated Dairy Project	3,24,80,000
Total of 54 :	3,24,80,000
56 Forestry and Wildlife Forestry	
03 Protection and Control of Forests	96,71,000
04 Development of Sericulture (Silk Board)	31,59,000
06 Fuel Wood Plantation	9,59,000
07 Plantation of Medicinal Plants and Herbs	22,97,000
08 Kanchenjunga National Park	43,30,000
09 Development of Moinam Sanctuaries	9,60,000
10 Development of Fambong Lho Sanctuary	7,60,000
11 Development of Singba Rhododendron Sanctuary	11,00,000
12 Development of Kyongnosla Alpine Sanctuary	10,31,000
16 Rangpochu Watershed	32,18,000
17 Association of ST and Rural Poor in regeneration of Degraded Forest on use Forest streating bank	5,90,000
35 Bersay Rhododendron Sanctuary	20,50,000
37 Bio diversity of Kanchenjunga Bio-sphere Reserve	58,17,738
Total of 56 :	3,59,42,738
57 Other Agricultural Programme	
04 Accelerated Maize Development under Technology Mission	11,89,000
Total of 57 :	11,89,000
61 Power Hydel Generation	

STATEMENT NO. 11 - DETAILED ACCOUNTS OF REVENUE BY MINOR HEADS

Heads	Actuals for 2003-2004 Rs.
01 Rabongchu Hydel Project	1,35,00,000
Total of 61 :	1,35,00,000
63 Roads and Bridges	
01 Surface Strengthening (Grant from CRF)	47,36,000
Total of 63 :	47,36,000
64 Other Scientific Research	
06 Assistance under ENVIS	3,86,135
Total of 64 :	3,86,135
65 Census Survey and Statistic Survey and Statistics	
02 National Sample Survey Organisation	67,28,000
Total of 65 :	67,28,000
66 Tourism	
11 Tourist Information Center	5,00,000
12 Organisation of Budha Maha Utsava Festival	8,00,000
13 Adventure and Eco-Tourism	1,48,00,000
01 Yatri Niwas	8,98,000
02 Tourist Lodge	2,66,76,000
06 Equipment	21,69,000
07 Tourist fair and festival	22,40,000
08 Way side amenities	47,45,000
09 Publicity	16,57,801
10 Refurbishment of Monastries	35,22,000
Total of 66 :	5,80,07,801
67 Land Revenue	
01 Agrarian Studies and Computerisation of Land Records	28,70,000
Total of 67 :	28,70,000
70 Accounts and Administrative Training Institute	
01 Scheme financed by DOP GOI	3,30,000
Total of 70 :	3,30,000
71 Minor Irrigation	
01 Rationalisation of Minor Irrigation Statistics	5,32,000
Total of 71 :	5,32,000
Total of 800 :	52,49,63,730
900 Deduct Refunds	
39 Refund of Grants to National Oil Seeds and Vegetable Oils Dev Board	
01 Refund of grants under scheme for margin money of Destitute weaves(95-96)	-50,000
Total of 39 :	-50,000
62 Village and Small Industries	
01 Refund of grants under scheme for margin money of Destitute weaves(95-96)	-3,04,000

STATEMENT NO. 11 - DETAILED ACCOUNTS OF REVENUE BY MINOR HEADS

Heads	Actuals for 2003-2004 Rs.
	Total of 62 : -3,04,000
	Total of 900 : -3,54,000
	Total of 04 : 52,46,09,730
05 Grants for Special Plan Schemes	
101 Schemes of North Eastern Council	8,05,30,000
	Total of 0 : 8,05,30,000
	Total of 101 : 8,05,30,000
	Total of 05 : 8,05,30,000
	Total of 1601 : 5,83,55,77,788
Total of C. GRANTS-IN-AID AND CONTRIBUTION*	583,55,77,788
Grand Total of Receipt Heads (Revenue Account) (A+B+C) :	13,41,18,26,235

(i) Due to non receipt of expenditure statement from Director General of Border Roads Authority during the year 2003-2004 accounting adjustment both by debiting the expenditure head 3054 - Roads and Bridges and Major Head 5054 - Capital Outlay on Roads and Bridges and Contra Crediting Major Head 1601 - Grants in aid from Central Government could not be made. Details can be seen in Appropriation Accounts for 2003-2004. Hence, the amount shown under Major Head 1601 - Grants-in-aid from Central Government does not include the portion relating to expenditure under Director General of Border Roads Authority in the State of Sikkim during the year 2003-2004.

* (ii) Rs. 58,355.78 lakhs does not include Rs. 5,207.28 lakhs being Grants-in-aid received from Government of India during the year 2003-2004 as the same was not credited into accounts during 2003-2004 by the Government of Sikkim.

(iii) Rs. 58,355.78 lakhs also include Rs. 3026.90 lakhs of the previous year being Grants-in-aid contribution from Government of India but not accounted for on that financial year.

STATEMENT NO. 12 - DETAILED ACCOUNTS OF EXPENDITURE BY MINOR HEADS

(Figures in *Italics* represents charged expenditure)
Actuals for 2003-2004

Heads (1)	Non Plan (2)	Plan (3)	Total (4)
Expenditure Heads (Revenue Account)			
A. GENERAL SERVICES			
(a) Organs of State			
2011 Parliament/State/Union Territory Legislatures			
<i>02 State/Union Territory Legislatures</i>			
	<i>18,02,396</i>		
101 Legislative Assembly	58,43,059		76,45,455
103 Legislative Secretariat	1,92,46,188		1,92,46,188
104 Legislators Hostel	18,10,517		18,10,517
800 Other Expenditure	8,14,897		8,14,897
911 Deduct Refund of previous year overpayment.	-28,065		-28,065
	<i>18,02,396</i>		
Total of 02 :	2,76,86,596		2,94,88,992
	<i>18,02,396</i>		
Total of 2011 :	<u>2,76,86,596</u>		<u>2,94,88,992</u>
2012 President, Vice-President/Governor/Administrator of Union Territories			
<i>03 Governor/Administrator of Union Territories</i>			
	<i>70,64,369</i>		
090 Secretariat			70,64,369
	<i>4,32,000</i>		
101 Emoluments and allowances of the Governor/Administrator of Union Territories			4,32,000
	<i>7,44,009</i>		
102 Discretionary Grants			7,44,009
	<i>51,39,826</i>		
103 Household Establishment			51,39,826
	<i>10,57,735</i>		
104 Sumptuary Allowances			10,57,735
	<i>2,09,322</i>		
105 Medical Facilities			2,09,322
	<i>16,500</i>		
106 Entertainment Expenses			16,500
	<i>3,50,030</i>		
107 Expenditure from Contract Allowance			3,50,030
	<i>13,01,000</i>		
108 Tour Expenses			13,01,000
	<i>-1,700</i>		
911 Deduct Recoveries of Overpayment			-1,700
	<i>1,63,13,091</i>		
Total of 03 :			1,63,13,091
	<i>1,63,13,091</i>		
Total of 2012 :			<u>1,63,13,091</u>

STATEMENT NO. 12 - DETAILED ACCOUNTS OF EXPENDITURE BY MINOR HEADS

(Figures in Italics represents charged expenditure)
Actuals for 2003-2004

Heads (1)	Non Plan (2)	Plan (3)	Total (4)
101 Salary of Ministers and Deputy Ministers	38,38,426		38,38,426
102 Surnptuary and other Allowances	17,20,000		17,20,000
104 Entertainment and Hospitality Expenses	49,67,071		49,67,071
105 Discretionary grant by Ministers	53,56,240		53,56,240
106 Cabinet Secretariat	1,38,74,571		1,38,74,571
108 Tour Expenses	12,82,306		12,82,306
800 Other Expenditure	1,33,33,229		1,33,33,229
Total of 2013 :	<u>4,43,71,843</u>		<u>4,43,71,843</u>
2014 Administration of Justice			
	<i>1,65,11,180</i>		
102 High Courts	24,330		1,65,35,510
105 Civil and Session Courts	1,73,30,906		1,73,30,906
114 Legal Advisors and Counsels	86,71,944		86,71,944
911 Deduct Refund pertaining to previous years	-10,683		-10,683
	<i>1,65,11,180</i>		
Total of 2014 :	<u>2,60,16,497</u>		<u>4,25,27,677</u>
2015 Elections			
101 Election Commission	29,98,170		29,98,170
102 Electoral Officers	50,23,765		50,23,765
103 Preparation and Printing of Electoral rolls	13,09,581		13,09,581
105 Charges for conduct of elections to Parliament	58,943		58,943
106 Charges for conduct of elections to State/Union Territory Legislature	5,000		5,000
108 Issue on Photo Identity Cards to voters	18,55,542		18,55,542
109 Charges for Conduct of Election to Panchayats/Local Bodies	-930		-930

STATEMENT NO. 12 - DETAILED ACCOUNTS OF EXPENDITURE BY MINOR HEADS

(Figures in Italics represents charged expenditure)
Actuals for 2003-2004

Heads (1)	Non Plan (2)	Plan (3)	Total (4)
Total of 2015 :	<u>1,12,50,071</u>		<u>1,12,50,071</u>
Total of (a) Organs of State :	<u>3,46,26,667</u>		<u>10,93,25,007</u>
			<u>14,39,51,674</u>
(b) Fiscal Services			
(i) Collection of Taxes on Income and Expenditure			
2020 Collection of Taxes on Income and Expenditure			
101 Collection Charges-Income Tax (under State Law)	55,68,582		55,68,582
Total of 2020 :	<u>55,68,582</u>		<u>55,68,582</u>
Total of (i) Collection of Taxes on Income and Expenditure	55,68,582		55,68,582
(ii) Collection of Taxes on Property and Capital Transactions			
2029 Land Revenue			
001 Direction and Administration	79,52,093	6,80,814	86,32,907
101 Collection Charges	1,67,59,675		1,67,59,675
103 Land Records	22,50,789		22,50,789
Total of 2029 :	<u>2,69,62,557</u>	<u>6,80,814</u>	<u>2,76,43,371</u>
2030 Stamps and Registration			
01 Stamps-Judicial			
101 Cost of Stamps	2,30,498		2,30,498
Total of 01 :	<u>2,30,498</u>		<u>2,30,498</u>
02 Stamps-Non-Judicial			
101 Cost of Stamps			
911 Previous Year Deduct Refunds	-4,80,000		-4,80,000
Total of 02 :	<u>-4,80,000</u>		<u>-4,80,000</u>
Total of 2030 :	<u>-2,49,502</u>		<u>-2,49,502</u>
Total of (ii) Collection of Taxes on Property and Capital Transactions :	2,67,13,055	6,80,814	2,73,93,869
(iii) Collection of Taxes on Commodities and Services			
2039 State Excise Duties			
001 Direction and Administration	1,37,39,345		1,37,39,345

STATEMENT NO. 12 - DETAILED ACCOUNTS OF EXPENDITURE BY MINOR HEADS

(Figures in Italics represents charged expenditure)
Actuals for 2003-2004

Heads (1)	Non Plan (2)	Plan (3)	Total (4)
Total of 2039 :	<u>1,37,39,345</u>		<u>1,37,39,345</u>
2040 Sales Tax			
101 Collection Charges	1,08,57,939		1,08,57,939
Total of 2040 :	<u>1,08,57,939</u>		<u>1,08,57,939</u>
2041 Taxes on Vehicles			
101 Collection Charges	42,82,150		42,82,150
Total of 2041 :	<u>42,82,150</u>		<u>42,82,150</u>
2045 Other Taxes and Duties on Commodities and Services			
101 Collection Charges-Entertainment Tax	5,46,612		5,46,612
200 Collection Charges-Other Taxes and duties	30,56,031		30,56,031
Total of 2045 :	<u>36,02,643</u>		<u>36,02,643</u>
Total of (iii) Collection of Taxes on Commodities and Services	<u>3,24,82,077</u>		<u>3,24,82,077</u>
Total of (b) Fiscal Services :	<u>6,47,63,714</u>	<u>6,80,814</u>	<u>6,54,44,528</u>
(c) Interest payment and servicing of Debt			
2048 Appropriation for reduction or avoidance of Debt			
101 Sinking Funds	11,00,00,000		11,00,00,000
Total of 2048 :	<u>11,00,00,000</u>		<u>11,00,00,000</u>
2049 Interest Payment			
01 Interest on Internal Debt	32,84,85,819		32,84,85,819
101 Interest on Market Loans	10,63,88,770		10,63,88,770
200 Interest on Other Internal Debts	43,48,74,589		43,48,74,589
Total of 01 :	<u>43,48,74,589</u>		<u>43,48,74,589</u>

STATEMENT NO. 12 - DETAILED ACCOUNTS OF EXPENDITURE BY MINOR HEADS

(Figures in Italics represents charged expenditure)
Actuals for 2003-2004

Heads (1)	Non Plan (2)	Plan (3)	Total (4)
<i>03 Interest on Small Savings, Provident Funds etc</i>	<i>17,84,99,890</i>		
104 Interest on State Provident Funds			17,84,99,890
108 Interest on Insurance and Pension Fund	<i>1,03,49,776</i>		1,03,49,776
	<i>18,88,49,666</i>		
Total of 03 :			18,88,49,666
<i>04 Interest on Loans and Advances from Central Government</i>	<i>26,49,47,390</i>		
101 Interest on Loans for State/Union Territory Plan Schemes			26,49,47,390
103 Interest on Loans for Centrally Sponsored Plan Schemes	<i>1,21,80,564</i>		1,21,80,564
104 Interest on Loans for Non-Plan Schemes	<i>1,71,01,000</i>		1,71,01,000
107 Interest on Pre-1984-85 Loans	<i>41,77,932</i>		41,77,932
108 (II) Interest on 1984-89 Consolidated loans over 15 years	<i>28,20,677</i>		28,20,677
	<i>30,12,27,563</i>		
Total of 04 :			30,12,27,563
	<i>92,49,51,818</i>		
Total of 2049 :			<u>92,49,51,818</u>
Total of (c) Interest payment and servicing of Debt	<i>103,49,51,818</i>		<u>1,03,49,51,818</u>
(d) Administrative Services			
2051 Public Service Commission			
102 State Public Service Commission (Charged)	<i>40,65,275</i>		40,65,275
	<i>40,65,275</i>		
Total of 2051 :			<u>40,65,275</u>
2052 Secretariat-General Services			
090 Secretariat	<i>8,19,98,140</i>		8,19,98,140
911 Deduct Refund	<i>-3,198</i>		-3,198
	<i>8,19,94,942</i>		
Total of 2052 :			<u>8,19,94,942</u>
2053 District Administration			
093 District Establishments	<i>1,91,13,574</i>		1,91,13,574
094 Other Establishments	<i>88,05,768</i>		88,05,768

STATEMENT NO. 12 - DETAILED ACCOUNTS OF EXPENDITURE BY MINOR HEADS

(Figures in Italics represents charged expenditure)
Actuals for 2003-2004

Heads (1)	Non Plan (2)	Plan (3)	Total (4)
Total of 2053 :	<u>2,79,19,342</u>		<u>2,79,19,342</u>
2054 Treasury and Accounts Administration			
095 Directorate of Accounts and Treasuries	1,51,34,006		1,51,34,006
096 Pay and Accounts Offices	3,04,90,742	19,96,231	3,24,86,973
911 Deduct Recoveries of previous year	-96,112		-96,112
Total of 2054 :	<u>4,55,28,636</u>	<u>19,96,231</u>	<u>4,75,24,867</u>
2055 Police			
001 Direction and Administration	2,46,66,307	44,38,682	2,91,04,989
003 Education and Training	59,23,745		59,23,745
101 Criminal Investigation and Vigilance	3,25,55,901		3,25,55,901
104 Special Police	18,64,53,081	1,00,00,300	19,64,53,381
108 State Headquarters Police	6,29,40,533		6,29,40,533
109 District Police	11,17,57,162		11,17,57,162
113 Welfare of Police Personnel	3,00,000		3,00,000
114 Wireless and Computers	1,96,65,183		1,96,65,183
115 Modernisation of Police Force		42,00,476	42,00,476
116 Forensic Science	23,78,363	8,79,062	32,57,425
800 Other Expenditure	2,76,27,206		2,76,27,206
911 Deduct Refund	-627		-627
Total of 2055 :	<u>47,42,66,854</u>	<u>1,95,18,520</u>	<u>49,37,85,374</u>
2056 Jails			
001 Direction and Administration	1,19,07,820		1,19,07,820
101 Jails		60,45,494	60,45,494

STATEMENT NO. 12 - DETAILED ACCOUNTS OF EXPENDITURE BY MINOR HEADS

(Figures in Italics represents charged expenditure)
Actuals for 2003-2004

Heads (1)	Non Plan (2)	Plan (3)	Total (4)
Total of 2056 :	<u>1,19,07,820</u>	<u>60,45,494</u>	<u>1,79,53,314</u>
2058 Stationery and Printing			
103 Government Presses	1,73,29,669	83,28,583	2,56,58,252
Total of 2058 :	<u>1,73,29,669</u>	<u>83,28,583</u>	<u>2,56,58,252</u>
2059 Public Works			
<i>01 Office Buildings</i>			
053 Maintenance and Repairs	1,72,22,285		1,72,22,285
Total of 01 :	<u>1,72,22,285</u>		<u>1,72,22,285</u>
<i>60 Other Buildings</i>			
	<i>8,47,294</i>		
053 Maintenance and Repairs	81,99,928		90,47,222
	<i>1,59,552</i>		
103 Furnishings			1,59,552
799 Suspense	-1,43,148	-84,75,647	-86,18,795
	<i>10,06,846</i>		
Total of 60 :	<u>80,56,780</u>	<u>-84,75,647</u>	<u>5,87,979</u>
<i>80 General</i>			
001 Direction and Administration	2,28,29,651	82,75,737	3,11,05,388
004 Planning and Research		1,83,979	1,83,979
053 Maintenance and Repairs	71,85,090		71,85,090
103 Furnishings	6,10,810		6,10,810
104 Lease Charges	4,99,200		4,99,200
799 Suspense	-67,442	-1,90,527	-2,57,969
911 Recovery for previous year	-630		-630
Total of 80 :	<u>3,10,56,679</u>	<u>82,69,189</u>	<u>3,93,25,868</u>
	<i>10,06,846</i>		
Total of 2059 :	<u>5,63,35,744</u>	<u>-2,06,458</u>	<u>5,71,36,132</u>

2070 Other Administrative Services

STATEMENT NO. 12 - DETAILED ACCOUNTS OF EXPENDITURE BY MINOR HEADS

Heads (1)	<i>(Figures in Italics represents charged expenditure)</i> Actuals for 2003-2004		
	Non Plan (2)	Plan (3)	Total (4)
003 Training	45,81,423	11,61,568	57,42,991
104 Vigilance	1,37,96,975		1,37,96,975
106 Civil Defence	19,32,214		19,32,214
107 Home Guards	37,23,931		37,23,931
108 Fire Protection and Control	1,56,66,782	10,93,459	1,67,60,241
115 Guest Houses, Government Hostels etc.	1,74,57,981		1,74,57,981
911 Deduct Recoveries of Overpayment	-10,378		-10,378
Total of 2070 :	<u>5,71,48,928</u>	<u>22,55,027</u>	<u>5,94,03,955</u>
Total of (d) Administrative Services :	<u>50,72,121</u>		
	<u>77,24,31,935</u>	<u>3,79,37,397</u>	<u>81,54,41,453</u>
(e) Pensions and Miscellaneous General Services			
2071 Pensions and Other Retirement benefits			
<i>01 Civil</i>			
101 Superannuation and Retirement Allowances	9,36,89,423		9,36,89,423
102 Commuted value of Pension	6,15,29,389		6,15,29,389
104 Gratuities	5,08,66,963	6,99,82,613	12,08,49,576
105 Family pensions	6,88,32,315		6,88,32,315
	3,50,000		
106 Pensionary charges in respect of High Court Judges			3,50,000
111 Pensions to Legislators	20,82,600		20,82,600
115 Leave Encashment Benefits	5,08,94,468		5,08,94,468
	3,50,000		
Total of 01 :	<u>32,78,95,158</u>	<u>6,99,82,613</u>	<u>39,82,27,771</u>
	3,50,000		
Total of 2071 :	<u>32,78,95,158</u>	<u>6,99,82,613</u>	<u>39,82,27,771</u>

2075 Miscellaneous General Services

STATEMENT NO. 12 - DETAILED ACCOUNTS OF EXPENDITURE BY MINOR HEADS

(Figures in Italics represents charged expenditure)
Actuals for 2003-2004

Heads (1)	Non Plan (2)	Plan (3)	Total (4)
103 State Lotteries	4,42,25,44,275		4,42,25,44,275
104 Pensions and awards in consideration of distinguished services	25,700		25,700
800 Other expenditure	1,00,00,355		1,00,00,355
Total of 2075 :	<u>4,43,25,70,330</u>		<u>4,43,25,70,330</u>
Total of (e) Pensions and Miscellaneous General Services	<i>3,50,000</i>		
	<u>4,76,04,65,488</u>	<u>6,99,82,613</u>	<u>4,83,07,98,101</u>
Total of A. GENERAL SERVICES	<i>107,50,00,606</i>		
	<u>570,69,86,144</u>	<u>10,86,00,824</u>	<u>689,05,87,574</u>

STATEMENT NO. 12 - DETAILED ACCOUNTS OF EXPENDITURE BY MINOR HEADS

(Figures in Italics represents charged expenditure)
Actuals for 2003-2004

Heads (1)	Non Plan (2)	Plan (3)	Total (4)
B. SOCIAL SERVICES			
(a) Education, Sports, Art and Culture			
2202 General Education			
<i>01 Elementary Education</i>			
052 Equipment		1,99,914	1,99,914
101 Government Primary Schools		3,76,72,596	3,76,72,596
102 Assistance to Non-Government Primary Schools		24,38,840	24,38,840
106 Teachers and Other Services	45,33,80,324	14,69,80,675	60,03,60,999
107 Teachers Training	38,56,768	1,10,95,254	1,49,52,022
108 Text Books		62,03,234	62,03,234
800 Other Expenditure		36,01,553	36,01,553
911 Deduct Refund	-1,050	-13,175	-14,225
	Total of 01 :	45,72,36,042	20,81,78,891
<i>02 Secondary Education</i>			
001 Direction and Administration	1,87,96,707	1,22,36,324	3,10,33,031
052 Equipments		23,72,682	23,72,682
104 Teachers and Other Services	37,82,52,402	13,19,72,642	51,02,25,044
106 Text Books		50,16,261	50,16,261
107 Scholarships		19,01,656	19,01,656
109 Government Secondary Schools		47,15,588	47,15,588
110 Assistance to Non-Govt. Secondary Schools		72,40,000	72,40,000
800 Other expenditure		4,45,42,761	4,45,42,761
	Total of 02 :	39,70,49,109	20,99,97,914
<i>03 University and Higher Education</i>			
103 Government Colleges and Institutes	1,13,18,220	2,34,11,084	3,47,29,304
	Total of 03 :	1,13,18,220	2,34,11,084

STATEMENT NO. 12 - DETAILED ACCOUNTS OF EXPENDITURE BY MINOR HEADS

(Figures in italics represents charged expenditure)

Actuals for 2003-2004

Heads (1)	Non Plan (2)	Plan (3)	Total (4)
Total of 2220 :	<u>56,90,038</u>	<u>2,45,12,628</u>	<u>3,02,02,666</u>
Total of (d) Information and Broadcasting	<u>56,90,038</u>	<u>2,45,12,628</u>	<u>3,02,02,666</u>
(e) Welfare of Schedule Castes, Schedule Tribes and Other Backward Classes			
2225 Welfare of Scheduled Castes, Scheduled Tribes and Other Backward Classes			
<i>01 Welfare of Scheduled Castes</i>			
001 Direction and Administration	14,93,082	31,45,915	46,38,997
102 Economic Development		7,41,659	7,41,659
277 Education		12,88,420	12,88,420
793 Special Central Assistance for Scheduled Castes Component Plan		26,000	26,000
800 Other expenditure		7,33,000	7,33,000
Total of 01 :	14,93,082	59,34,994	74,28,076
<i>02 Welfare of Scheduled Tribes</i>			
001 Direction and Administration	28,38,712	50,00,893	78,39,605
277 Education S.T.(P)		17,79,140	17,79,140
794 Special Central Assistance for Tribal sub-plan		1,98,24,400	1,98,24,400
800 Other expenditure		11,33,666	11,33,666
Total of 02 :	28,38,712	2,77,38,099	3,05,76,811
<i>03 Welfare of Backward Classes</i>			
001 Direction and Administration	17,17,645		17,17,645
102 Economic Development		4,96,658	4,96,658
277 Education		9,74,000	9,74,000
800 Other expenditure		7,32,833	7,32,833
Total of 03 :	17,17,645	22,03,491	39,21,136

STATEMENT NO. 12 - DETAILED ACCOUNTS OF EXPENDITURE BY MINOR HEADS

(Figures in italics represents charged expenditure)
Actuals for 2003-2004

Heads (1)	Non Plan (2)	Plan (3)	Total (4)
<i>80 General</i>			
800 Other Expenditure		18,44,651	18,44,651
911 Deduct Refund of previous year overpayment.		-47,100	-47,100
Total of 80 :		17,97,551	17,97,551
Total of 2225 :	<u>60,49,439</u>	<u>3,76,74,135</u>	<u>4,37,23,574</u>
Total of (e) Welfare of Schedule Castes, Schedule Tribes and Other Backward Classes :	<u>60,49,439</u>	<u>3,76,74,135</u>	<u>4,37,23,574</u>
(f) Labour and Labour Welfare			
2230 Labour and Employment			
01 Labour			
001 Direction and Administration	32,31,743	27,08,853	59,40,596
Total of 01 :	32,31,743	27,08,853	59,40,596
03 Training			
101 Industrial Training Institutes	35,04,720	14,33,750	49,38,470
Total of 03 :	35,04,720	14,33,750	49,38,470
Total of 2230 :	<u>67,36,463</u>	<u>41,42,603</u>	<u>1,08,79,066</u>
Total of (f) Labour and Labour Welfare :	<u>67,36,463</u>	<u>41,42,603</u>	<u>1,08,79,066</u>
(g) Social Welfare and Nutrition			
2235 Social Security and Welfare			

STATEMENT NO. 12 - DETAILED ACCOUNTS OF EXPENDITURE BY MINOR HEADS

(Figures in italics represents charged expenditure)

Actuals for 2003-2004

Heads (1)	Non Plan (2)	Plan (3)	Total (4)
<i>02 Social Welfare</i>			
001 Direction and Administration	30,33,704	1,20,63,221	1,50,96,925
101 Welfare of handicapped	99,277	36,10,590	37,09,867
102 Child Welfare		2,95,58,538	2,95,58,538
103 Women's Welfare	1,62,902	19,97,323	21,60,225
104 Welfare of aged, infirm and destitute	15,59,004	10,12,130	25,71,134
106 Correctional Services		5,68,708	5,68,708
107 Assistance to Voluntary Organisations	1,50,000	5,00,000	6,50,000
800 Other expenditure	8,00,000	25,45,753	33,45,753
Total of 02 :	58,04,887	5,18,56,263	5,76,61,150
<i>03 National Social Assistance Programme</i>			
101 National Old Age Pension Scheme	75,47,736	3,67,79,080	4,43,26,816
Total of 03 :	75,47,736	3,67,79,080	4,43,26,816
<i>60 Other Social Security and Welfare Programmes</i>			
102 Pensions under Social Security Schemes	99,600		99,600
104 Deposit Linked Insurance Scheme - Government Provident Fund	35,00,655		35,00,655
200 Other Programmes	44,80,800		44,80,800
Total of 60 :	80,81,055		80,81,055
Total of 2235 :	<u>2,14,33,678</u>	<u>8,86,35,343</u>	<u>11,00,69,021</u>
2236 Nutrition			
<i>02 Distribution of nutritious food and beverages</i>			
101 Special Nutrition programmes		6,00,00,575	6,00,00,575
Total of 02 :		6,00,00,575	6,00,00,575

STATEMENT NO. 12 - DETAILED ACCOUNTS OF EXPENDITURE BY MINOR HEADS

(Figures in italics represents charged expenditure)

Actuals for 2003-2004

Heads (1)	Non Plan (2)	Plan (3)	Total (4)
<i>80 General</i>			
001 Direction and Administration	32,47,099	16,94,412	49,41,511
Total of 80 :	32,47,099	16,94,412	49,41,511
Total of 2236 :	<u>32,47,099</u>	<u>6,16,94,987</u>	<u>6,49,42,086</u>
2245 Relief on Account of Natural Calamities			
<i>02 Floods, Cyclones etc</i>			
101 Gratuitous Relief	54,00,000		54,00,000
102 Drinking Water Supply	2,28,44,893		2,28,44,893
106 Repairs and restoration of damaged roads and bridges	2,66,84,908		2,66,84,908
107 Repairs and restoration of damaged Government Office Buildings	11,65,825		11,65,825
108 Repairs and Restoration of damaged Government Residential buildings	6,20,668		6,20,668
109 Repairs and restoration of damaged water supply, drainage and sewerage works	13,87,873		13,87,873
122 Repairs and restoration of damaged irrigation and flood control works	85,94,471		85,94,471
800 Other Expenditure	1,24,46,618		1,24,46,618
Total of 02 :	7,91,45,256		7,91,45,256
<i>05 Calamity Relief Fund</i>			
101 Transfer to Reserve Funds and Deposit Accounts - Calamity Relief Fund	10,85,50,000		10,85,50,000
901 Deduct Amount met from Calamity Relief Fund	-7,91,45,256		-7,91,45,256
Total of 05 :	2,94,04,744		2,94,04,744
<i>80 General</i>			
001 Direction and Administration	9,58,503		9,58,503
Total of 80 :	9,58,503		9,58,503
Total of 2245 :	<u>10,95,08,503</u>		<u>10,95,08,503</u>

STATEMENT NO. 12 - DETAILED ACCOUNTS OF EXPENDITURE BY MINOR HEADS

(Figures in italics represents charged expenditure)

Actuals for 2003-2004

Heads (1)	Non Plan (2)	Plan (3)	Total (4)
Total of (g) Social Welfare and Nutrition	<u>13,41,89,280</u>	<u>15,03,30,330</u>	<u>28,45,19,610</u>
(h) Others			
2250 Other Social Services			
103 Upkeep of Shrines, Temples etc.	1,92,39,661		1,92,39,661
Total of 2250 :	<u>1,92,39,661</u>		<u>1,92,39,661</u>
2251 Secretariat-Social Services			
090 Secretariat	10,20,737		10,20,737
Total of 2251 :	<u>10,20,737</u>		<u>10,20,737</u>
Total of (h) Others :	<u>2,02,60,398</u>		<u>2,02,60,398</u>
Total of B. SOCIAL SERVICES	<u>146,18,25,820</u>	<u>116,66,20,048</u>	<u>262,84,45,868</u>

STATEMENT NO. 12 - DETAILED ACCOUNTS OF EXPENDITURE BY MINOR HEADS

(Figures in italics represents charged expenditure)

Actuals for 2003-2004

Heads (1)	Non Plan (2)	Plan (3)	Total (4)
C. ECONOMIC SERVICES			
(a) Agriculture and Allied Activities			
2401 Crop Husbandry			
001 Direction and Administration	3,68,88,760	98,75,206	4,67,63,966
103 Seeds		22,89,237	22,89,237
104 Agricultural Farms	3,65,62,667	1,83,09,552	5,48,72,219
105 Manures and Fertilisers	8,62,199	79,12,072	87,74,271
107 Plant Protection	25,64,736	10,68,210	36,32,946
108 Commercial Crops		55,07,585	55,07,585
109 Extension and Farmers' Training	27,60,171	49,64,236	77,24,407
111 Agricultural Economics and Statistics		24,78,893	24,78,893
112 Development of pulses		16,99,814	16,99,814
113 Agricultural Engineering	27,52,603	19,16,548	46,69,151
114 Development of Oil Seeds		67,70,742	67,70,742
119 Horticulture and Vegetable Crops	32,32,502	63,33,271	95,65,773
196 Assistance to Zilla Parishads/District Level Panchayats	7,30,000	5,00,000	12,30,000
198 Assistance to Gram Panchayats	1,00,000	6,00,000	7,00,000
800 Other expenditure		19,09,572	19,09,572
2402 Soil and Water Conservation	Total of 2401 :	<u>8,64,53,638</u>	<u>7,21,34,938</u>
001 Direction and Administration	2,24,95,601	45,03,001	2,69,98,602
102 Soil Conservation		63,90,866	63,90,866
800 Other expenditure		16,71,820	16,71,820
	Total of 2402 :	<u>2,24,95,601</u>	<u>1,25,65,687</u>
2403 Animal Husbandry			<u>3,50,61,288</u>

STATEMENT NO. 12 - DETAILED ACCOUNTS OF EXPENDITURE BY MINOR HEADS

Heads (1)	<i>(Figures in italics represents charged expenditure)</i> Actuals for 2003-2004		
	Non Plan (2)	Plan (3)	Total (4)
001 Direction and Administration	58,81,019	73,91,653	1,32,72,672
101 Veterinary Services and Animal Health	1,57,43,820	1,34,22,269	2,91,66,089
102 Cattle and Buffalo Development	1,57,41,972	79,43,380	2,36,85,352
103 Poultry Development	22,63,334	3,48,686	26,12,020
104 Sheep and Wool Development	12,19,987	96,536	13,16,523
105 Piggery Development	27,19,006	19,68,535	46,87,541
106 Other Live stock Development		7,48,525	7,48,525
107 Fodder and Feed Development	18,54,993	30,76,728	49,31,721
109 Extension and Training	10,07,516	9,21,957	19,29,473
113 Administrative Investigation and Statistics		19,16,801	19,16,801
196 Assistance of Zilla Parishads/District Level Panchayats	1,99,953		1,99,953
800 Other expenditure		28,37,033	28,37,033
911 DEDUCT REFUND I/R OF PREVIOUS YEAR OVER PAYMENT	-680		-680
Total of 2403 :	<u>4,66,30,920</u>	<u>4,06,72,103</u>	<u>8,73,03,023</u>
2404 Diary Development			
001 Direction and Administration	13,27,875	24,31,901	37,59,776
102 Dairy Development Projects		5,49,826	5,49,826
191 Assistance to Co-operatives and other Bodies		20,00,000	20,00,000
Total of 2404 :	<u>13,27,875</u>	<u>49,81,727</u>	<u>63,09,602</u>
2405 Fisheries			
001 Direction and Administration	50,21,722	14,03,432	64,25,154
101 Inland fisheries	59,54,130	14,92,351	74,46,481
109 Extension and Training		5,00,000	5,00,000

STATEMENT NO. 12 - DETAILED ACCOUNTS OF EXPENDITURE BY MINOR HEADS

(Figures in italics represents charged expenditure)

Actuals for 2003-2004

Heads (1)	Non Plan (2)	Plan (3)	Total (4)
Total of 2405 :	<u>1,09,75,852</u>	<u>33,95,783</u>	<u>1,43,71,635</u>
2406 Forestry and Wild Life			
<i>01 Forestry</i>			
001 Direction and Administration	6,86,62,631	64,13,884	7,50,76,515
003 Education and Training		9,03,612	9,03,612
004 Research		34,64,780	34,64,780
005 Survey and Utilization of Forest Resources		67,72,958	67,72,958
013 Statistics		21,19,962	21,19,962
101 Forest Conservation, Development and Regeneration		2,18,79,279	2,18,79,279
102 Social and Farm Forestry	73,11,725	2,57,97,926	3,31,09,651
105 Forest Produce	49,96,036	1,96,055	51,92,091
800 Other expenditure		15,70,022	15,70,022
901 Deduct Amount met from Compensatory Afforestation		-71,25,902	-71,25,902
911 Deduct Refund pertaining to previous years	-52,422		-52,422
Total of 01 :	<u>8,09,17,970</u>	<u>6,19,92,576</u>	<u>14,29,10,546</u>
<i>02 Environmental Forestry and Wild Life</i>			
110 Wild Life Preservation	70,06,334	1,73,81,961	2,43,88,295
111 Zoological Park	24,16,579	45,03,209	69,19,788
112 Public Gardens	45,98,210	38,84,145	84,82,355
Total of 02 :	<u>1,40,21,123</u>	<u>2,57,69,315</u>	<u>3,97,90,438</u>
Total of 2406 :	<u>9,49,39,093</u>	<u>8,77,61,891</u>	<u>18,27,00,984</u>
2407 Plantations			
<i>01 Tea</i>			
800 Other expenditure	2,27,20,000		2,27,20,000
Total of 01 :	<u>2,27,20,000</u>		<u>2,27,20,000</u>

STATEMENT NO. 12 - DETAILED ACCOUNTS OF EXPENDITURE BY MINOR HEADS

(Figures in italics represents charged expenditure)

Actuals for 2003-2004

Heads (1)	Non Plan (2)	Plan (3)	Total (4)
Total of 2407 :	<u>2,27,20,000</u>		<u>2,27,20,000</u>
2408 Food Storage and Warehousing			
<i>01 Food</i>			
001 Direction and Administration	2,05,59,084	11,31,601	2,16,90,685
003 Training		43,000	43,000
101 Procurement and Supply		68,12,929	68,12,929
102 Food Subsidies	6,69,97,342		6,69,97,342
Total of 01 :	8,75,56,426	79,87,530	9,55,43,956
Total of 2408 :	<u>8,75,56,426</u>	<u>79,87,530</u>	<u>9,55,43,956</u>
2415 Agricultural Research and Education			
<i>01 Crop Husbandry</i>			
004 Research		5,94,950	5,94,950
277 Education		6,85,808	6,85,808
Total of 01 :		12,80,758	12,80,758
<i>03 Animal Husbandry</i>			
004 Research		72,12,133	72,12,133
Total of 03 :		72,12,133	72,12,133
Total of 2415 :		<u>64,92,891</u>	<u>84,92,891</u>
2425 Co-operation			

STATEMENT NO. 12 - DETAILED ACCOUNTS OF EXPENDITURE BY MINOR HEADS

Heads (1)	<i>(Figures in italics represents charged expenditure)</i> Actuals for 2003-2004		
	Non Plan (2)	Plan (3)	Total (4)
001 Direction and Administration	1,76,23,353	74,47,322	2,50,70,675
003 Training		2,84,481	2,84,481
101 Audit of Co-operatives		50,000	50,000
105 Information and Publicity		1,98,776	1,98,776
107 Assistance to Credit Co-operatives		35,319	35,319
108 Assistance to other Co-operatives		13,70,000	13,70,000
277 Co-operative Education		3,04,656	3,04,656
911 Deduct Recoveries of Overpayment		-15,971	-15,971
Total of 2425 :	<u>1,76,23,353</u>	<u>96,74,583</u>	<u>2,72,97,936</u>
2435 Other Agricultural Programmes			
<i>01 Marketing and Quality control (1)</i>			
101 Marketing facilities		16,38,647	16,38,647
Total of 01 :		16,38,647	16,38,647
<i>60 Others</i>			
800 Other Expenditure		5,48,18,537	5,48,18,537
Total of 60 :		5,48,18,537	5,48,18,537
Total of 2435 :		<u>5,64,57,184</u>	<u>5,64,57,184</u>
Total of (a) Agriculture and Allied Activities	<u>39,07,22,758</u>	<u>30,41,24,317</u>	<u>69,48,47,075</u>
(b) Rural Development			
2501 Special Programmes for Rural Development			
<i>01 Integrated Rural Development programme</i>			
800 Other expenditure		75,00,000	75,00,000
Total of 01 :		75,00,000	75,00,000

STATEMENT NO. 12 - DETAILED ACCOUNTS OF EXPENDITURE BY MINOR HEADS

(Figures in italics represents charged expenditure)
Actuals for 2003-2004

Heads (1)	Non Plan (2)	Plan (3)	Total (4)
<i>04 Integrated Rural Energy Planning Programme</i>			
101 Development of Design and Approach for Area bound Block level IRE Projects		2,61,19,272	2,61,19,272
105 Project Implementation		20,00,000	20,00,000
Total of 04 :		2,81,19,272	2,81,19,272
<i>05 West Land Development (Forest)</i>			
101 National Waste Land Development Programme (100%CSS)		33,41,806	33,41,806
Total of 05 :		33,41,806	33,41,806
<i>06 Self Employment Programmes</i>			
101 Swarnajayanti Gram Swarozgar Yojana		80,00,000	80,00,000
Total of 06 :		80,00,000	80,00,000
Total of 2501 :		<u>4,69,61,078</u>	<u>4,69,61,078</u>
2505 Rural Employment			
<i>01 National Programmes</i>			
702 Jawahar Rojgar Yojana		80,00,000	80,00,000
Total of 01 :		80,00,000	80,00,000
<i>60 Other Programmes</i>			
703 Employment Assurance Scheme		2,30,00,000	2,30,00,000
Total of 60 :		2,30,00,000	2,30,00,000
Total of 2505 :		<u>3,10,00,000</u>	<u>3,10,00,000</u>
2506 Land Reforms			
103 Maintenance of Land Records		23,09,221	23,09,221
800 Other expenditure		13,65,000	13,65,000
911 Deduct recoveries of previous year.	-4,08,250	-5,07,554	-9,15,804
Total of 2506 :	<u>-4,08,250</u>	<u>31,66,667</u>	<u>27,58,417</u>
2515 Other Rural Development Programmes			

STATEMENT NO. 12 - DETAILED ACCOUNTS OF EXPENDITURE BY MINOR HEADS

(Figures in italics represents charged expenditure)
Actuals for 2003-2004

Heads (1)	Non Plan (2)	Plan (3)	Total (4)
003 Training		65,00,000	65,00,000
101 Panchayati Raj	28,66,934	1,84,79,604	2,13,46,538
196 Assistance to Zilla Parishads/District Level Panchayats		4,56,99,960	4,56,99,960
198 Assistance to Gram Panchayats	1,05,80,000	17,68,00,000	18,73,80,000
800 Other expenditure	8,35,613		8,35,613
Total of 2515 :	<u>1,42,82,547</u>	<u>24,74,79,564</u>	<u>26,17,62,111</u>
Total of (b) Rural Development	<u>1,38,74,297</u>	<u>32,86,07,309</u>	<u>34,24,81,606</u>
(c) Special Areas Programmes			
2575 Other Special Areas Programmes			
60 Others			
101 Border Area Development Programmes		70,39,735	70,39,735
Total of 60 :		70,39,735	70,39,735
Total of 2575 :		<u>70,39,735</u>	<u>70,39,735</u>
Total of (c) Special Areas Programmes :		<u>70,39,735</u>	<u>70,39,735</u>
(d) Irrigation and Flood Control			
2702 Minor Irrigation			
01 Surface Water			
103 Division Schemes	49,91,554	89,83,482	1,39,75,036
Total of 01 :	49,91,554	89,83,482	1,39,75,036
80 General			
001 Direction and Administration	50,01,723	2,25,85,880	2,75,87,603
005 Investigation		39,883	39,883
052 Machinery and Equipments		2,00,000	2,00,000
799 Suspense	-2,13,613	36,07,121	33,93,508
800 Other Expenditure		4,98,640	4,98,640
Total of 80 :	47,88,110	2,69,31,524	3,17,19,634

STATEMENT NO. 12 - DETAILED ACCOUNTS OF EXPENDITURE BY MINOR HEADS

(Figures in italics represents charged expenditure)
Actuals for 2003-2004

Heads (1)	Non Plan (2)	Plan (3)	Total (4)
Total of 2702 :	<u>97,79,664</u>	<u>3,59,15,006</u>	<u>4,56,94,670</u>
2705 Command Area Development			
101 Integrated Development of Agriculture through Irrigation Facilities		4,99,267	4,99,267
Total of 2705 :		<u>4,99,267</u>	<u>4,99,267</u>
2711 Flood Control and Drainage			
<i>01 Flood Control</i>			
103 Civil Works	8,23,098	8,86,26,207	8,94,49,305
Total of 01 :	8,23,098	8,86,26,207	8,94,49,305
Total of 2711 :	<u>8,23,098</u>	<u>8,86,26,207</u>	<u>8,94,49,305</u>
Total of (d) Irrigation and Flood Control			
	<u>1,06,02,762</u>	<u>12,50,40,480</u>	<u>13,56,43,242</u>
(e) Energy			
2801 Power			
<i>01 Hydel Generation</i>			
052 Machinery and Equipment	2,69,810		2,69,810
101 Purchase of Power	8,96,00,000	2,45,00,000	11,41,00,000
800 Other expenditure	4,92,48,204		4,92,48,204
Total of 01 :	13,91,18,014	2,45,00,000	16,36,18,014
<i>04 Diesel/Gas Power Generation</i>			
800 Other expenditure Each Diesel/Gas Power Scheme(3)	36,88,361		36,88,361
Total of 04 :	36,88,361		36,88,361
<i>05 Transmission and Distribution</i>			
005 Investigation		25,67,571	25,67,571
799 Suspense		-3,88,286	-3,88,286
800 Other expenditure Each Transmission/Distribution Scheme	6,10,31,191		6,10,31,191
Total of 05 :	6,10,31,191	21,79,285	6,32,10,476

STATEMENT NO. 12 - DETAILED ACCOUNTS OF EXPENDITURE BY MINOR HEADS

(Figures in italics represents charged expenditure)

Actuals for 2003-2004

Heads (1)	Non Plan (2)	Plan (3)	Total (4)
<i>80 General</i>			
001 Direction and Administration	7,37,85,438	5,92,41,642	13,30,27,080
Total of 80 :	7,37,85,438	5,92,41,642	13,30,27,080
Total of 2801 :	<u>27,76,23,004</u>	<u>8,59,20,927</u>	<u>36,35,43,931</u>
2810 Non-Conventional Sources of Energy			
<i>60 Others</i>			
800 Other Expenditure		50,00,000	50,00,000
Total of 60 :		50,00,000	50,00,000
Total of 2810 :		<u>50,00,000</u>	<u>50,00,000</u>
Total of (e) Energy :	<u>27,76,23,004</u>	<u>9,09,20,927</u>	<u>36,85,43,931</u>
(f) Industry and Minerals			
2851 Village and Small Industries			
001 Direction and Administration	74,10,334	40,97,616	1,15,07,950
003 Training	1,39,92,733	1,78,84,054	3,18,76,787
004 Research and Development		84,652	84,652
102 Small Scale Industries	8,49,521	62,93,461	71,42,982
104 Handicraft Industries	15,00,000		15,00,000
105 Khadi and Village Industries	39,85,000	75,00,000	1,14,85,000
111 Employment Scheme for Unemployed Educated Youths		12,19,00,000	12,19,00,000
200 Other Village Industries		99,57,361	99,57,361
Total of 2851 :	<u>2,77,37,588</u>	<u>16,77,17,144</u>	<u>19,54,54,732</u>
2852 Industries			
<i>07 Telecommunication and Electronic Industries</i>			
800 Other expenditure		50,26,536	50,26,536
Total of 07 :		50,26,536	50,26,536

STATEMENT NO. 12 - DETAILED ACCOUNTS OF EXPENDITURE BY MINOR HEADS

(Figures in italics represents charged expenditure)
Actuals for 2003-2004

Heads (1)	Non Plan (2)	Plan (3)	Total (4)
<i>08 Consumer Industries</i>			
600 Others		30,75,250	30,75,250
Total of 08 :		30,75,250	30,75,250
Total of 2852 :		<u>81,01,786</u>	<u>81,01,786</u>
2853 Non-ferrous Mining and Metallurgical Industries			
<i>02 Regulation and Development of Mines</i>			
001 Direction and Administration	70,67,904	24,42,387	95,10,291
004 Research and Development		10,11,887	10,11,887
102 Mineral Exploration		5,06,572	5,06,572
Total of 02 :	70,67,904	39,60,846	1,10,28,750
Total of 2853 :	<u>70,67,904</u>	<u>39,60,846</u>	<u>1,10,28,750</u>
Total of (f) Industry and Minerals			
	<u>3,48,05,492</u>	<u>17,97,79,776</u>	<u>21,45,85,268</u>
(g) Transport			
3054 Roads and Bridges			
<i>04 District and Other Roads</i>			
196 Assistance to Zilla Parishads/District Level Panchayats	10,80,000		10,80,000
337 Road Works	8,53,37,964	3,97,37,207	12,50,75,171
Total of 04 :	8,64,17,964	3,97,37,207	12,61,55,171
<i>80 General</i>			
001 Direction and Administration	4,40,95,774	1,67,19,387	6,08,15,161
004 Research and Development		24,74,506	24,74,506
052 Machinery and Equipment	1,21,20,685		1,21,20,685
799 Suspense	-24,290	-56,37,310	-56,61,600
911 Deduct Refund	-2,850		-2,850
Total of 80 :	5,61,89,319	1,35,56,583	6,97,45,902
Total of 3054 :	<u>14,26,07,283</u>	<u>5,32,93,790</u>	<u>19,59,01,073</u>

STATEMENT NO. 12 - DETAILED ACCOUNTS OF EXPENDITURE BY MINOR HEADS

(Figures in italics represents charged expenditure)

Actuals for 2003-2004

Heads (1)	Non Plan (2)	Plan (3)	Total (4)
3055 Road Transport			
201 Sikkim Nationalised Transport	21,48,86,229	59,99,885	22,08,86,114
Total of 3055 :	<u>21,48,86,229</u>	<u>59,99,885</u>	<u>22,08,86,114</u>
Total of (g) Transport :	<u>35,74,93,512</u>	<u>5,92,93,675</u>	<u>41,67,87,187</u>
(i) Science Technology and Environment			
3425 Other Scientific Research			
<i>60 Other Expenditure</i>			
001 Direction and Administration		39,29,070	39,29,070
200 Assistance to Other Scientific bodies		35,50,000	35,50,000
Total of 60 :		<u>74,79,070</u>	<u>74,79,070</u>
Total of 3425 :		<u>74,79,070</u>	<u>74,79,070</u>
3435 Ecology and Environment			
<i>03 Environmental Research and Ecological Regeneration</i>			
001 Direction and Administration		15,76,918	15,76,918
101 Conservation Programmes		12,74,744	12,74,744
103 Research and Ecological Regeneration		2,50,811	2,50,811
Total of 03 :		<u>31,02,473</u>	<u>31,02,473</u>
<i>04 Prevention and Control of Pollution</i>			
103 Prevention of air and water pollution		52,898	52,898
Total of 04 :		<u>52,898</u>	<u>52,898</u>
Total of 3435 :		<u>31,55,371</u>	<u>31,55,371</u>
Total of (i) Science Technology and Environment		<u>1,06,34,441</u>	<u>1,06,34,441</u>
(j) General Economic Services			
3451 Secretariate-Economic Services			
090 Secretariat	21,78,520	74,03,567	95,82,087
092 Other Offices		15,35,636	15,35,636
102 District Planning Machinery		72,77,328	72,77,328

STATEMENT NO. 12 - DETAILED ACCOUNTS OF EXPENDITURE BY MINOR HEADS

(Figures in italics represents charged expenditure)

Actuals for 2003-2004

Heads (1)	Non Plan (2)	Plan (3)	Total (4)
Total of 3451 :	<u>21,78,520</u>	<u>1,62,16,531</u>	<u>1,83,95,051</u>
3452 Tourism			
<i>01 Tourist Infrastructure</i>			
101 Tourist Centre	35,53,871	97,93,191	1,33,47,062
102 Tourist Accommodation	25,96,326	53,95,828	79,92,154
103 Tourist Transport service		4,88,724	4,88,724
Total of 01 :	61,50,197	1,56,77,743	2,18,27,940
<i>80 General</i>			
001 Direction and Administration	33,13,531	22,80,747	55,94,278
104 Promotion and Publicity		2,98,75,694	2,98,75,694
Total of 80 :	33,13,531	3,21,56,441	3,54,69,972
Total of 3452 :	<u>94,63,728</u>	<u>4,78,34,184</u>	<u>5,72,97,912</u>
3454 Census Surveys and Statistics			
<i>02 Surveys and Statistics</i>			
111 Vital Statistics		28,52,535	28,52,535
112 Economic Advice and Statistics	22,45,608	25,18,914	47,64,522
201 National Sample Survey Organisation		35,87,060	35,87,060
800 Other expenditure		29,25,666	29,25,666
911 Previous Year Deduct Refunds		-5,000	-5,000
Total of 02 :	22,45,608	1,18,79,175	1,41,24,783
Total of 3454 :	<u>22,45,608</u>	<u>1,18,79,175</u>	<u>1,41,24,783</u>
3475 Other General Economic Services			
106 Regulation of Weights and Measures	33,15,568	8,95,289	42,10,857
108 Urban Oriented Development Programme (U.D. & H.D.)		56,73,760	56,73,760

STATEMENT NO. 12 - DETAILED ACCOUNTS OF EXPENDITURE BY MINOR HEADS

(Figures in italics represents charged expenditure)

Actuals for 2003-2004

Heads (1)	Non Plan (2)	Plan (3)	Total (4)
Total of 3475 :	<u>33,15,568</u>	<u>65,69,049</u>	<u>98,84,617</u>
Total of (j) General Economic Services	<u>1,72,03,424</u>	<u>8,24,98,939</u>	<u>9,97,02,363</u>
Total of C. ECONOMIC SERVICES	<u>110,23,25,249</u>	<u>118,79,39,599</u>	<u>229,02,64,848</u>
	<u>107,50,00,606</u>		
Total Expenditure - Revenue Account :	<u>827,11,37,213</u>	<u>246,31,60,471</u>	<u>1180,92,98,290</u>

STATEMENT NO. 12 - DETAILED ACCOUNTS OF EXPENDITURE BY MINOR HEADS

(Figures in italics represents charged expenditure)

Actuals for 2003-2004

Heads (1)	Non Plan (2)	Plan (3)	Total (4)
<u>Expenditure Heads (Capital Account)</u>			
A. CAPITAL ACCOUNT OF GENERAL SERVICES			
4055 Capital Outlay on Police			
Total of 4055 :		<u>1,25,72,617</u>	<u>1,25,72,617</u>
4059 Capital Outlay on Public Works			
Total of 4059 :		<u>11,51,75,678</u>	<u>11,51,75,678</u>
Total of A. CAPITAL ACCOUNT OF GENERAL SERVICES :		<u>12,77,48,295</u>	<u>12,77,48,295</u>
B. CAPITAL ACCOUNT OF SOCIAL SERVICES			
(a) Education, Sports, Art and Culture			
4202 Capital Outlay on Education, Sports, Art and Culture			
Total of 4202 :		<u>31,48,38,527</u>	<u>31,48,38,527</u>
Total of (a) Education, Sports, Art and Culture :		<u>31,48,38,527</u>	<u>31,48,38,527</u>
(b) Health and Family Welfare			
4210 Capital Outlay on Medical and Public Health			
Total of 4210 :		<u>3,85,40,887</u>	<u>3,85,40,887</u>
Total of (b) Health and Family Welfare :		<u>3,85,40,887</u>	<u>3,85,40,887</u>
(c) Water Supply, Sanitation, Housing and Urban Development			
4215 Capital Outlay on Water Supply and Sanitation			
Total of 4215 :		<u>34,70,23,260</u>	<u>34,70,23,260</u>
4216 Capital Outlay on Housing			
Total of 4216 :		<u>16,28,26,720</u>	<u>16,28,26,720</u>
4217 Capital Outlay on Urban Development			
Total of 4217 :		<u>9,82,38,691</u>	<u>9,82,38,691</u>
Total of (c) Water Supply, Sanitation, Housing and Urban Development :		<u>60,80,88,671</u>	<u>60,80,88,671</u>
(e) Welfare of Scheduled Castes, Scheduled Tribes and other Backward Classes			
4225 Capital Outlay on Welfare of Scheduled Castes, Scheduled Tribes and other Backward Classes			
Total of 4225 :		<u>1,28,86,039</u>	<u>1,28,86,039</u>
Total of (e) Welfare of Scheduled Castes, Scheduled Tribes and other Backward Classes :		<u>1,28,86,039</u>	<u>1,28,86,039</u>
Total of B. CAPITAL ACCOUNT OF SOCIAL SERVICES :		<u>97,43,54,124</u>	<u>97,43,54,124</u>

STATEMENT NO. 12 - DETAILED ACCOUNTS OF EXPENDITURE BY MINOR HEADS

(Figures in italics represents charged expenditure)

Actuals for 2003-2004

Heads (1)	Non Plan (2)	Plan (3)	Total (4)
C. CAPITAL ACCOUNT OF ECONOMIC SERVICES			
(a) Capital Account of Agriculture and Allied Activities			
4401 Capital Outlay on Crop Husbandry			
Total of 4401 :	<u>21,79,341</u>	<u>21,79,341</u>	<u>21,79,341</u>
4403 Capital Outlay on Animal Husbandry			
Total of 4403 :	<u>34,29,947</u>	<u>34,29,947</u>	<u>34,29,947</u>
4405 Capital Outlay on Fisheries			
Total of 4405 :	<u>9,73,016</u>	<u>9,73,016</u>	<u>9,73,016</u>
4406 Capital Outlay on Forestry and Wild Life			
Total of 4406 :	<u>27,63,908</u>	<u>27,63,908</u>	<u>27,63,908</u>
4408 Capital Outlay on Food Storage and Warehousing			
Total of 4408 :	<u>36,36,245</u>	<u>36,36,245</u>	<u>36,36,245</u>
4425 Capital Outlay on Co-operation			
Total of 4425 :	<u>31,80,000</u>	<u>31,80,000</u>	<u>31,80,000</u>
4435 Capital Outlay on other Agricultural Programmes			
Total of 4435 :	<u>10,00,000</u>	<u>10,00,000</u>	<u>10,00,000</u>
Total of (a) Capital Account of Agriculture and Allied Activities	<u>1,71,62,457</u>	<u>1,71,62,457</u>	<u>1,71,62,457</u>
(b) Capital Account of Rural Development			
4515 Capital Outlay on other Rural Development Programmes			
Total of 4515 :	<u>1,69,76,643</u>	<u>1,69,76,643</u>	<u>1,69,76,643</u>
Total of (b) Capital Account of Rural Development	<u>1,69,76,643</u>	<u>1,69,76,643</u>	<u>1,69,76,643</u>
(c) Capital Account of Special Areas Programme			
4575 Capital Outlay on other Special Areas Programmes			
Total of 4575 :	<u>3,11,74,654</u>	<u>3,11,74,654</u>	<u>3,11,74,654</u>
Total of (c) Capital Account of Special Areas Programme	<u>3,11,74,654</u>	<u>3,11,74,654</u>	<u>3,11,74,654</u>
(d) Capital Account of Irrigation and Flood Control			
4702 Capital Outlay on Minor Irrigation			
Total of 4702 :	<u>2,92,569</u>	<u>2,92,569</u>	<u>2,92,569</u>

STATEMENT NO. 12 - DETAILED ACCOUNTS OF EXPENDITURE BY MINOR HEADS

(Figures in italics represents charged expenditure)

Actuals for 2003-2004

Heads (1)	Non Plan (2)	Plan (3)	Total (4)
4711 Capital Outlay on Flood control Projects			
Total of 4711 :		<u>1,61,43,518</u>	<u>1,61,43,518</u>
Total of (d) Capital Account of Irrigation and Flood Control		<u>1,64,36,087</u>	<u>1,64,36,087</u>
(e) Capital Account of Energy			
4801 Capital Outlay on Power Projects			
Total of 4801 :		<u>43,77,77,166</u>	<u>43,77,77,166</u>
Total of (e) Capital Account of Energy		<u>43,77,77,166</u>	<u>43,77,77,166</u>
(f) Capital Account of Industry and Minerals			
4851 Capital Outlay on Village and Small Industries			
Total of 4851 :		<u>79,26,905</u>	<u>79,26,905</u>
4853 Capital Outlay on Non-ferrous Mining and Metallurgical Industries			
Total of 4853 :		<u>1,00,99,810</u>	<u>1,00,99,810</u>
4860 Capital Outlay on Consumer Industries			
Total of 4860 :		<u>60,99,983</u>	<u>60,99,983</u>
4885 Other Capital Outlay on Industries and Minerals			
Total of 4885 :		<u>50,00,000</u>	<u>50,00,000</u>
Total of (f) Capital Account of Industry and Minerals		<u>2,91,26,698</u>	<u>2,91,26,698</u>
(g) Capital Account of Transport			
5053 Capital Outlay on Civil Aviation			
Total of 5053 :		<u>2,01,783</u>	<u>2,01,783</u>
5054 Capital Outlay on Roads and Bridges			
Total of 5054 :		<u>38,92,70,354</u>	<u>38,92,70,354</u>
5055 Capital Outlay on Road Transport			
Total of 5055 :		<u>1,41,08,185</u>	<u>1,41,08,185</u>
Total of (g) Capital Account of Transport		<u>40,35,80,322</u>	<u>40,35,80,322</u>
(j) Capital Account of General Economic Services			
5452 Capital Outlay on Tourism			

STATEMENT NO. 12 - DETAILED ACCOUNTS OF EXPENDITURE BY MINOR HEADS

(Figures in italics represents charged expenditure)
Actuals for 2003-2004

Heads (1)	Non Plan (2)	Plan (3)	Total (4)
Total of 5452 :		<u>6,05,30,520</u>	<u>6,05,30,520</u>
Total of (j) Capital Account of General Economic Services		<u>6,05,30,520</u>	<u>6,05,30,520</u>
Total of C. CAPITAL ACCOUNT OF ECONOMIC SERVICE		<u>101,27,64,547</u>	<u>101,27,64,547</u>
<u>Total Expenditure - Capital Account :</u>		<u>211,48,66,966</u>	<u>211,48,66,966</u>
	<i>107,50,00,606</i>		
<u>GRAND TOTAL OF EXPENDITURE :</u>	<u>827,11,37,213</u>	<u>457,80,27,437</u>	<u>1392,41,65,256</u>

- i) Expenditure of Rs. 163.13 lakhs under Major Head 2012 includes Rs. 3.00 lakhs towards the recoupment to the Contingency Fund.
- ii) Expenditure of Rs. 2148.86 lakhs under Major Head 3055 does not include expenditure of Rs. 50.00 lakhs meet from Contingency Fund.

**STATEMENT NO. 13 - DETAILED STATEMENT OF CAPITAL EXPENDITURE DURING AND TO END OF
THE YEAR 2003-2004**

Nature of Expenditure	Expenditure during 2003-2004			Expenditure to the	
	Heads (1)	Non Plan (2) Rs	Plan (3) Rs	Total (4) Rs	end of 2003-2004 (5) Rs.
A. Capital Account of General Services					
4055 Capital Outlay on Police					
207 State Police					26,40,172
211 Police Housing		1,25,72,617		1,25,72,617	6,30,89,794
Total : 4055		1,25,72,617		1,25,72,617	6,57,29,966
4059 Capital Outlay on Public Works					
01 Office Buildings					
051 Construction		3,23,14,594		3,23,14,594	4,56,64,466
Total : 01		3,23,14,594		3,23,14,594	4,56,64,466
60 Other Buildings					
051 Construction		7,29,06,779		7,29,06,779	14,39,73,355
Total 60		7,29,06,779		7,29,06,779	14,39,73,355
80 General					
051 Construction		99,54,305		99,54,305	66,71,63,722
201 Acquisition of land					14,06,514
Total 80		99,54,305		99,54,305	66,85,70,236
Total 4059		11,51,75,678		11,51,75,678	85,82,08,057
Total A. CAPITAL ACCOUNT OF GENERAL SERVICES		12,77,48,295		12,77,48,295	92,39,38,023
B. CAPITAL ACCOUNT OF SOCIAL SERVICES					
(a) Education, Sports, Art and Culture					
4202 Capital Outlay on Education, Sports, Art and Culture					
01 General Education					
201 Elementary Education		5,66,21,764		5,66,21,764	60,42,10,110
202 Secondary Education		72,06,032		72,06,032	23,23,71,181
203 University and Higher Education		1,51,72,188		1,51,72,188	13,02,59,580
800 Other Expenditure					1,99,938
Total 01		7,89,99,984		7,89,99,984	96,70,40,809
02 Technical Education					
103 Technical Schools		13,00,28,074		13,00,28,074	22,40,81,430
104 Polytechnics		4,48,911		4,48,911	2,50,00,384
800 Other Expenditure					16,09,343
Total 02		13,04,76,985		13,04,76,985	25,06,91,157
03 Sports and Youth Services					
101 Youth Hostels		29,15,451		29,15,451	87,15,059
102 Sports Stadia		8,00,30,027		8,00,30,027	24,89,82,682

**STATEMENT NO. 13 - DETAILED STATEMENT OF CAPITAL EXPENDITURE DURING AND TO END OF
THE YEAR 2003-2004**

Nature of Expenditure		Expenditure during 2003-2004			Expenditure to the
		Non Plan	Plan	Total	end of 2003-2004
Heads	(1)	(2)	(3)	(4)	(5)
		Rs	Rs	Rs	Rs.
800	Other Expenditure				2,72,58,436
	Total 03		8,29,45,478	8,29,45,478	28,49,56,177
04	Art and Culture				
106	Museums				11,80,945
800	Other Expenditure		2,24,16,080	2,24,16,080	11,07,10,143
	Total 04		2,24,16,080	2,24,16,080	11,18,91,088
	Total 4202		31,48,38,527	31,48,38,527	1,61,45,79,231
	Total (a) Education Sports, Art and Culture		31,48,38,527	31,48,38,527	1,61,45,79,231
(b)	Health and Family Welfare				
4210	Capital Outlay on Medical and Public Health				
01	Urban Health Services				
110	Hospital and Dispensaries		69,90,566	69,90,566	36,73,12,340
800	Other Expenditure		39,84,077	39,84,077	94,41,569
	Total 01		1,09,74,643	1,09,74,643	37,67,53,909
02	Rural Health Services				
101	Health Sub-centres		30,31,272	30,31,272	9,01,61,347
103	Primary Health Centres		65,24,411	65,24,411	7,94,52,278
104	Community Health Centres		1,80,10,561	1,80,10,561	12,03,45,127
110	Hospitals and Dispensaries				16,10,200
	Total 02		2,75,66,244	2,75,66,244	29,15,68,952
03	Medical Education Training and Research				
105	Allopathy				3,88,88,743
	Total 03				3,88,88,743
04	Public Health				
200	Other Programmes				11,881
	Total 04				11,881
80	General				
800	Other Expenditure				5,89,642
	Total 80				5,89,642
	TOTAL 4210		3,85,40,887	3,85,40,887	70,78,13,127
	Total (b) Health and Family Welfare		3,85,40,887	3,85,40,887	70,78,13,127
(c)	Water Supply, Sanitation, Housing and Urban Development				
4215	Capital Outlay on Water Supply and Sanitation				
01	Water Supply				

**STATEMENT NO. 13 - DETAILED STATEMENT OF CAPITAL EXPENDITURE DURING AND TO END OF
THE YEAR 2003-2004**

Nature of Expenditure		Expenditure during 2003-2004		Expenditure to the end of 2003-2004	
		Non Plan (2) Rs	Plan (3) Rs	Total (4) Rs	(5) Rs.
Heads (1)					
101	Urban Water Supply				
60	Water Supply Scheme				
80	Gangtok Water Supply Scheme		5,28,03,368	5,28,03,368	35,23,23,194
81	Namchi Water Supply Scheme		48,28,416	48,28,416	130,28,125
82	Pakyong Water Supply Scheme(PMGY)		13,36,509	13,36,509	2,97,36,541
83	Scheme Financed by NABARD(PHE)				4,29,99,579
84	Accelerated Urban Water Supply Programme (50:50% CSS)		1,67,94,000	1,67,94,000	3,67,58,571
85	Water Supply Scheme to Tourist Centre at Chemchey		36,26,524	36,26,524	4,21,84,655
86	Accelerated Urban Water Supply Programme at Jorethang (50:50% CSS)				83,96,730
87	Augmentation of Rongli Water Supply Scheme (Non Lapsable Pool of Central Resources)		30,00,033	30,00,033	86,10,033
	Total 101 Urban Water Supply		8,23,88,850	8,23,88,850	53,40,37,428
102	Rural Water Supply		20,81,49,747	20,81,49,747	193,29,98,457
	Total 01		29,05,38,597	29,05,38,597	2,46,70,35,885
02	Sewerage and Sanitation				
106	Sewerage Services		5,64,84,663	5,64,84,663	15,60,41,794
	Total 02		5,64,84,663	5,64,84,663	15,60,41,794
	TOTAL 4215		34,70,23,260	34,70,23,260	2,62,30,77,679
4216	Capital Outlay on Housing				
01	Government Residential Buildings				
106	General Pool Accommodation		4,46,39,155	4,46,39,155	44,14,66,905
107	Police Housing				1,88,69,167
700	Other Housing				16,65,790
	Total 01		4,46,39,155	4,46,39,155	46,20,01,862
03	Rural Housing				
800	Other Expenditure				
71	Construction of Model Village		11,70,52,774	11,70,52,774	19,80,52,774
	Total 03		11,70,52,774	11,70,52,774	19,80,52,774
80	General				
201	Investments in Housing Boards				71,49,000
800	Other Expenditure		11,34,791	11,34,791	3,70,53,873
	Total 80		11,34,791	11,34,791	4,42,02,873
	TOTAL 4216		16,28,26,720	16,28,26,720	70,42,57,509

**STATEMENT NO. 13 - DETAILED STATEMENT OF CAPITAL EXPENDITURE DURING AND TO END OF
THE YEAR 2003-2004**

Nature of Expenditure	Expenditure during 2003-2004			Expenditure to the end of 2003-2004	
	Heads (1)	Non Plan (2) Rs	Plan (3) Rs	Total (4) Rs	(5) Rs.
4217 Capital Outlay on Urban Development					
03 Integrated Development of Small and Medium Towns					
51 Construction					
69 Construction of Building					5,35,97,359
70 Development of Small & Medium Towns (60:40% CSS)		60,78,490	60,78,490	60,78,490	1,53,97,183
71 Land Acquisition		5,68,725	5,68,725	5,68,725	1,57,20,702
72 Parking Place		1,99,48,585	1,99,48,585	1,99,48,585	7,62,49,680
73 Rope Way from Deorali to Tashiling (Non Lapsable Pool of Central Resources)		1,52,53,728	1,52,53,728	1,52,53,728	12,55,94,473
74 Implementation of Master Plan		25,08,938	25,08,938	25,08,938	1,33,35,049
75 Others		72,71,207	72,71,207	72,71,207	1,67,21,638
76 Solid Waste Management (90: 10 % C.S.S.)		2,15,21,003	2,15,21,003	2,15,21,003	2,15,21,003
77 Strom Water Drainage System(90: 10 % C.S.S.)		2,50,88,015	2,50,88,015	2,50,88,015	2,50,88,015
Total 03		9,82,38,691	9,82,38,691	9,82,38,691	36,32,25,102
TOTAL 4217		9,82,38,691	9,82,38,691	9,82,38,691	36,32,25,102
Total (c) Water Supply Sanitation Housing and Urban Development		60,80,88,671	60,80,88,671	60,80,88,671	3,69,05,60,290
(e) Welfare of Scheduled Castes, Scheduled Tribes and other Backward Classes					
4225 Capital Outlay on Welfare of Scheduled Castes, Scheduled Tribes and other Backward Classes					
01 Welfare of Scheduled Castes					
800 Other Expenditure					
71 Construction of SC Hostel					1,24,97,380
Total 01					1,24,97,380
02 Welfare of Scheduled Tribes					
102 Economic Development					6,43,692
800 Other Expenditure					
71 Establishment for Residential School for Tribal Students under Provision of Art. 275(i) of Constitution					2,50,00,000
Total 02					2,56,43,692
03 Welfare of Backward Classes					
800 Other Expenditure					

**STATEMENT NO. 13 - DETAILED STATEMENT OF CAPITAL EXPENDITURE DURING AND TO END OF
THE YEAR 2003-2004**

Nature of Expenditure	Expenditure during 2003-2004		Expenditure to the end of 2003-2004		
	Heads (1)	Non Plan (2) Rs	Plan (3) Rs	Total (4) Rs	(5) Rs.
72	Construction of Hostel for O.B.C. Boys & Girls		31,63,462	31,63,462	2,17,39,258
73	Construction of Residential School for O.B.C Boys & Girls		47,22,577	47,22,577	47,22,577
	Total 03		78,86,039	78,86,039	2,64,61,835
80	General				
190	Investments in Public Sector and Other Undertakings				
61	SC, ST and OBC Financial Development Corporation		50,00,000	50,00,000	3,28,60,000
	Total 80		50,00,000	50,00,000	3,28,60,000
	TOTAL 4225		1,28,86,039	1,28,86,039	9,74,62,907
	Total (e) Welfare of Scheduled Castes, Scheduled Tribes and other Backward Classes		1,28,86,039	1,28,86,039	9,74,62,907
(g)	Social Welfare and Nutrition				
4235	Capital Outlay on Social Security and Welfare				
02	Social Welfare				
102	Child Welfare				37,50,000
103	Women's Welfare				17,84,694
104	Welfare of aged infirm and destitute				91,584
106	Correction Services				10,97,000
800	Other Expenditure				1,20,11,069
	Total 02				1,87,34,347
	TOTAL 4235				1,87,34,347
	Total (g) Social Welfare and Nutrition				1,87,34,347
(h)	Others				
4250	Capital Outlay on other Social Services				
800	Other Expenditure				1,82,057
	TOTAL 4250				1,82,057
	Total (h) Others				1,82,057
	Total B.CAPITAL ACCOUNT OF SOCIAL SERVICES		97,43,54,124	97,43,54,124	6,12,93,31,959
C	CAPITAL ACCOUNT OF ECONOMIC SERVICES				
(a)	Capital Account of Agriculture and Allied Activities				

**STATEMENT NO. 13 - DETAILED STATEMENT OF CAPITAL EXPENDITURE DURING AND TO END OF
THE YEAR 2003-2004**

Nature of Expenditure		Expenditure during 2003-2004		Expenditure to the end of 2003-2004	
		Non Plan (2) Rs	Plan (3) Rs	Total (4) Rs	(5) Rs.
Heads (1)					
4401	Capital Outlay on Crop Husbandry				
103	Seeds		1,85,802	1,85,802	45,48,565
104	Agricultural Farms		14,97,566	14,97,566	4,04,41,984
107	Plant Protection				25,65,272
108	Commercial Crops				59,65,640
109	Extension and Training				5,10,851
113	Agricultural Engineering				12,80,871
119	Horticulture and Vegetable Crops				1,43,44,016
190	Investments in Public Sector and other undertakings				50,05,318
800	Other Expenditure		4,95,973	4,95,973	52,70,233
	TOTAL 4401		21,79,341	21,79,341	7,99,32,750
4403	Capital Outlay on Animal Husbandry				
101	Veterinary Services and Animal Health		34,29,947	34,29,947	5,72,51,444
190	Investments in Public sector and other undertakings				57,00,000
800	Other Expenditure				31,25,667
	TOTAL 4403		34,29,947	34,29,947	6,60,77,111
4404	Capital Outlay on Dairy Development				
102	Dairy Development Projects				1,87,75,792
	TOTAL 4404				1,87,75,792
4405	Capital Outlay on Fisheries				
101	Inland Fisheries		9,73,016	9,73,016	3,76,54,444
	TOTAL 4405		9,73,016	9,73,016	3,76,54,444
4406	Capital Outlay on Forestry and Wild Life				
01	Forestry (1)				
70	Communication and Buildings		27,63,908	27,63,908	1,55,07,041
105	Forest Produce				38,96,161
	Total 01		27,63,908	27,63,908	1,94,03,202
	TOTAL 4406		27,63,908	27,63,908	1,94,03,202
4408	Capital Outlay on Food Storage and Warehousing				
01	Food				
101	Procurement and Supply		26,55,770	26,55,770	4,75,38,979

**STATEMENT NO. 13 - DETAILED STATEMENT OF CAPITAL EXPENDITURE DURING AND TO END OF
THE YEAR 2003-2004**

Nature of Expenditure		Expenditure during 2003-2004		Expenditure to the end of 2003-2004	
		Non Plan (2) Rs	Plan (3) Rs	Total (4) Rs	(5) Rs.
Heads (1)					
800	Other Expenditure				30,15,000
	Total 01		26,55,770	26,55,770	5,05,53,979
02	Storage and Warehousing				
101	Rural Godown Programme		9,80,475	9,80,475	3,89,67,664
800	Other Expenditure				55,84,353
	Total 02		9,80,475	9,80,475	4,45,52,017
	TOTAL 4408		36,36,245	36,36,245	9,51,05,996
4415	Capital Outlay on Agricultural Research and Education				
80	General				
004	Research				11,41,542
	Total 80				11,41,542
	TOTAL 4415				11,41,542
4425	Capital Outlay Co-operation				
106	Investments in multipurpose Rural Co-operatives				34,00,500
107	Investments in Credit Co-operatives				63,74,029
108	Investments in other Co-operatives				3,10,03,000
190	Investments in Public Sector and other undertakings				60,78,332
200	Other Investments				
57	Investment in APEX Bank		31,80,000	31,80,000	7,93,50,000
	Total 200 Other Investment		31,80,000	31,80,000	7,93,50,000
	TOTAL 4425		31,80,000	31,80,000	12,62,05,861
4435	Capital Outlay on other Agricultural Programmes				
01	Marketing and Quality Control				
101	Marketing Facilities		10,00,000	10,00,000	86,54,924
	Total 01		10,00,000	10,00,000	86,54,924
60	Others				
101	Dry Land Agricultural Programme				2,57,741
	Total 60				2,57,741
	TOTAL 4435		10,00,000	10,00,000	89,12,665
Total	(a) Capital Account of Agriculture and Allied Activities		1,71,62,457	1,71,62,457	45,32,09,363

**STATEMENT NO. 13 - DETAILED STATEMENT OF CAPITAL EXPENDITURE DURING AND TO END OF
THE YEAR 2003-2004**

Nature of Expenditure		Expenditure during 2003-2004		Expenditure to the end of 2003-2004	
		Non Plan (2) Rs	Plan (3) Rs	Total (4) Rs	(5) Rs.
Heads (1)					
(b)	Capital Account of Rural Development				
4515	Capital Outlay on other Rural Development Programmes				
101	Panchayati Raj		1,69,76,643	1,69,76,643	9,34,60,393
102	Community Development				75,00,000
	TOTAL 4515		1,69,76,643	1,69,76,643	10,09,60,393
	Total (b) Capital Account of Rural Development		1,69,76,643	1,69,76,643	10,09,60,393
(c)	Capital Account of Special Areas Programme				
4575	Capital Outlay on other Special Areas Programmes				
60	Others				
101	Border Area Development Programmes		3,11,74,654	3,11,74,654	24,45,76,343
	* Total 60		3,11,74,654	3,11,74,654	24,45,76,343
	TOTAL 4575		3,11,74,654	3,11,74,654	24,45,76,343
	Total (c) Capital Account of Special Areas Programme		3,11,74,654	3,11,74,654	24,45,76,343
(d)	Capital Account of Irrigation and Flood Control				
4702	Capital Outlay on Minor Irrigation				
800	Other expenditure		2,92,569	2,92,569	11,28,21,321
	TOTAL 4702		2,92,569	2,92,569	11,28,21,321
4711	Capital Outlay on Flood Control Projects				
01	Flood Control				
800	Other Expenditure		1,61,43,518	1,61,43,518	1,61,43,518
	TOTAL 01		1,61,43,518	1,61,43,518	1,61,43,518
	TOTAL 4711		1,61,43,518	1,61,43,518	1,61,43,518
	Total (d) Capital Account of Irrigation and Flood Control		1,64,36,087	1,64,36,087	12,89,64,839
(e)	Capital Account of Energy				
4801	Capital Outlay on Power Project				
01	Hydel Generation				
190	Investment in Public Sector & other undertakings				
61	Investment in Sikkim Power Development Corporation		40,00,000	40,00,000	3,40,00,000
800	Other Expenditure				
65	Hydel Projects				

**STATEMENT NO. 13 - DETAILED STATEMENT OF CAPITAL EXPENDITURE DURING AND TO END OF
THE YEAR 2003-2004**

Nature of Expenditure	Expenditure during 2003-2004			Expenditure to the	
	Heads (1)	Non Plan (2) Rs	Plan (3) Rs	Total (4) Rs	end of 2003-2004 (5) Rs.
76	Rothak Micro Hydel Scheme				8,95,089
77	Other Scheme				13,26,23,359
78	Generation Scheme through Loan from Power Finance Corporation				12,49,96,709
79	Externally Aided Project				34,79,895
80	Chakung Hydel Scheme				7,03,685
81	North Sikkim Hydel Scheme				6,74,294
82	Rimbi Micro Hydel Scheme				1,68,90,541
83	Kaliz Khola Hydel Scheme				16,06,67,530
84	Rathong Hydel Project				20,47,48,780
85	Rabonchu Hydel Scheme (50:50%CSS)		79,98,367	79,98,367	22,14,31,806
86	Repair Works in Capital Nature		30,20,948	30,20,948	5,29,54,035
87	Other Micro Mini Hydel Scheme		2,57,78,133	2,57,78,133	12,01,40,960
88	Renovation of Old Power House		69,93,983	69,93,983	18,95,89,171
89	Diversion Scheme		15,00,046	15,00,046	3,52,93,929
90	Lachung Hydel Scheme Phase II (Central Sector)				2,69,24,363
91	Lachung Hydel Scheme Phase II (State Sector)		96,99,167	96,99,167	4,26,64,718
92	Ralep Hydel Scheme				1,55,60,991
93	Meyong Hydel Scheme		15,00,499	15,00,499	14,05,69,313
94	Renovation and Modernisation of Rongnichu Stage II (Central Sector)				7,24,44,511
95	Renovation and Modernisation of Jali Power House (Central Sector)				4,79,42,796
96	Renovation and Modernisation of Rongnichu Stage II (State Sector)				1,94,90,384
97	Renovation and Modernisation of Jali Power House (State Sector)		50,00,000	50,00,000	3,13,60,727
98	Major Overhauling 2x6 MW Hydel Generation Station at LLHP (Non-Lapsable Pool of Central Resources)				19,43,84,636
99	Upper Rongnichu Hydel Scheme		59,78,471	59,78,471	26,82,64,959
	Total 01		7,14,69,614	7,14,69,614	2,15,86,97,181
04	Diesel/Gas Power Generation				
052	Machinery & Equipments				24,18,732
800	Other Expenditure				

**STATEMENT NO. 13 - DETAILED STATEMENT OF CAPITAL EXPENDITURE DURING AND TO END OF
THE YEAR 2003-2004**

Nature of Expenditure		Expenditure during 2003-2004			Expenditure to the
		Non Plan	Plan	Total	end of 2003-2004
Heads		(2)	(3)	(4)	(5)
(1)		Rs	Rs	Rs	Rs.
71	Construction Renovation of Diesel Power House at Gangtok		20,00,000	20,00,000	11,59,51,364
	Total 04		20,00,000	20,00,000	11,83,70,096
05	Transmission and Distribution				
800	Other Expenditure				
60	Other Distribution Scheme				
71	Extension of 66 KV Transmission Lines from Melli to Mamring with 7.5 MVA each at Mamring and Setipool		75,01,408	75,01,408	8,15,38,536
77	Misc Distribution Schemes		50,02,605	50,02,605	1,34,31,88,887
79	Power Supply to VIP Complex Gangtok (Non Lapsable Pool of Central Resources)				82,90,651
81	Accelerated Power Development Programme (Additional Central Plan Scheme)				6,37,75,906
83	132 KVA lines from Rangit to Melli with 2x50 MVA Transformer at Rongit (Non Lapsable Pool of Central Resources)		11,99,84,658	11,99,84,658	27,46,31,690
84	Improvement of Sub Transmission and Distribution System under South/West and LLHP (APDP)				2,65,42,986
87	66 KV DC Transmission Lines from LLHP to Bulbuley and 2x10 MVA Sub Station at Bulbuley (Non Lapsable Pool of Central Resources)		82,23,125	82,23,125	3,94,81,690
90	Accelerated Power Development and Reform Programme		17,99,94,060	17,99,94,060	32,42,22,418
91	Renovation of 66 KV Station				2,85,00,014
92	Augmentation of Sub Station at Tadong 1x5 MVA/66/11 KVA Transformer for Referral Hospital (Non Lapsable Pool of Central Resources)				49,89,190
93	Communication and Data Exchange (NLP)		30,05,367	30,05,367	30,05,367
	Total 05		32,37,11,223	32,37,11,223	2,19,81,67,335
06	Rural Electrification				
052	Machinery and Equipments				1,06,32,320
800	Other Expenditure				
61	Rural Electrification Scheme (PMGY)		3,99,65,329	3,99,65,329	66,15,00,891
62	Kutir Jyoti Programme (100 % C.S.S.)		6,31,000	6,31,000	6,31,000
	Total 06		4,05,96,329	4,05,96,329	67,27,64,211
	TOTAL 4801		43,77,77,166	43,77,77,166	5,14,79,98,823
	Total (e) Capital Account of Energy		43,77,77,166	43,77,77,166	5,14,79,98,823

**STATEMENT NO. 13 - DETAILED STATEMENT OF CAPITAL EXPENDITURE DURING AND TO END OF
THE YEAR 2003-2004**

Nature of Expenditure	Expenditure during 2003-2004			Expenditure to the
	Heads (1)	Non Plan (2) Rs	Plan (3) Rs	Total (4) Rs
				end of 2003-2004 (5) Rs.
(f) Capital Account of Industry and Minerals				
4851 Capital Outlay on Village and Small Industries				
101 Industrial Estates				88,31,520
102 Small scale Industries		79,26,905	79,26,905	2,41,43,628
103 Handloom Industries				99,99,635
TOTAL 4851		79,26,905	79,26,905	4,29,74,783
4853 Capital Outlay on Non-ferrous Mining and Metallurgical Industries				
01 Mineral Exploration and Development				
004 Research and Development		6,99,810	6,99,810	15,95,689
Total 01		6,99,810	6,99,810	15,95,689
60 Other Mining and Metallurgical Industries				
190 Investments in Public Sector and Other Undertakings		94,00,000	94,00,000	5,85,49,500
800 Other Expenditure				20,93,604
Total 60		94,00,000	94,00,000	6,06,43,104
TOTAL 4853		1,00,99,810	1,00,99,810	6,22,38,793
4860 Capital Outlay on Consumer Industries				
60 Others				
102 Food & Beverages				1,82,34,413
190 Investment in Public Sector and Other Investment				
60 Incentive to Public Sectors/Private/Department Undertakings		10,99,983	10,99,983	10,99,983
61 Indian Telephone Industries				25,94,282
62 Sikkim Jewelles		50,00,000	50,00,000	5,74,56,000
63 Sikkim Flower Mills				2,44,16,214
64 Sikkim Time Corporation				11,30,04,000
65 B.O.G. Ltd.				14,03,057
66 Cold Storage				27,90,000
67 Joint Venture				50,91,638
68 Sikkim Precession Industries				3,70,00,000
69 Sikkim Handloom & Handicrafts Development Corporation				80,00,000
70 SIDICO				1,00,00,000
71 Other Industries				1,15,44,044

**STATEMENT NO. 13 - DETAILED STATEMENT OF CAPITAL EXPENDITURE DURING AND TO END OF
THE YEAR 2003-2004**

Nature of Expenditure		Expenditure during 2003-2004		Expenditure to the end of 2003-2004	
		Non Plan (2) Rs	Plan (3) Rs	Total (4) Rs	(5) Rs.
Heads (1)					
72	Ginger Processing Plant				1,00,000
	Total 190		60,99,983	60,99,983	29,27,33,631
	Total 60		60,99,983	60,99,983	29,27,33,631
	TOTAL 4860		60,99,983	60,99,983	31,09,68,044
4885	Other Capital Outlay on Industries and Minerals				
01	Investment in Industrial Financial Institutions				
190	Investments in Public Sector and Other Undertakings		50,00,000	50,00,000	15,72,50,000
	Total 01		50,00,000	50,00,000	15,72,50,000
60	Others				
800	Other Expenditure				5,20,000
	Total 60				5,20,000
	TOTAL 4885		50,00,000	50,00,000	15,77,70,000
	Total (f) Capital Account of Industry and Minerals		2,91,26,698	2,91,26,698	55,57,17,207
(g)	Capital Account of Transport				
5053	Capital Outlay on Civil Aviation				
02	Airports				
102	Aerodromes		2,01,783	2,01,783	13,35,98,470
	Total 02		2,01,783	2,01,783	13,35,98,470
	TOTAL 5053		2,01,783	2,01,783	13,35,98,470
5054	Capital Outlay on Roads and Bridges				
02	Strategic and Boarder Roads				
337	Road Works				30,95,16,612
	Total 02				30,95,16,612
04	District & Other Roads				
337	Road Works		37,24,75,789	37,24,75,789	3,71,36,77,740
800	Other Expenditure				12,83,35,921
	Total 04		37,24,75,789	37,24,75,789	3,84,20,13,661
05	Roads of Interstate or Economic Importance				
052	Machinery and Equipment		1,67,94,565	1,67,94,565	5,83,20,133
337	Road Works				4,20,50,517
	Total 05		1,67,94,565	1,67,94,565	10,03,70,650

**STATEMENT NO. 13 - DETAILED STATEMENT OF CAPITAL EXPENDITURE DURING AND TO END OF
THE YEAR 2003-2004**

Nature of Expenditure	Expenditure during 2003-2004			Expenditure to the
	Heads (1)	Non Plan (2) Rs	Plan (3) Rs	Total (4) Rs
				end of 2003-2004 (5) Rs.
80 General				
800 Other Expenditure				75,32,810
Total 80				75,32,810
TOTAL 5054		38,92,70,354	38,92,70,354	4,25,94,33,733
5055 Capital Outlay on Road and Transport				
050 Lands and Buildings		83,79,418	83,79,418	7,35,14,105
102 Acquisition of Fleet		19,99,994	19,99,994	20,98,65,885
103 Workshop Facilities		37,28,773	37,28,773	5,20,71,204
190 Investments in Public Sector and Other Undertakings				30,00,000
800 Other Expenditure				64,78,785
TOTAL 5055		1,41,08,185	1,41,08,185	34,49,29,979
Total (g)Capital Account of Transport		40,35,80,322	40,35,80,322	4,73,79,62,182
(j) Capital Account of General Economic Services				
5452 Capital Outlay on Tourism				
01 Tourist Infrastructure				
101 Tourist Centre		3,99,83,680	3,99,83,680	9,79,18,979
102 Tourist Accommodation		1,65,46,840	1,65,46,840	3,88,14,813
190 Investment in Public sector and other undertakings		40,00,000	40,00,000	5,74,87,000
800 Other Expenditure				2,83,92,496
Total 01		6,05,30,520	6,05,30,520	22,26,13,288
TOTAL 5452		6,05,30,520	6,05,30,520	22,26,13,288
5465 Investment in general Financial and Trading Institutions				
01 Investments in General Financial Institutions				
190 Investments in Public sector and other undertakings Banks etc.				40,38,450
Total 01				40,38,450
02 Investment in Trading Institutions				
190 Investments in Public sector and other Undertakings				1,11,37,700
800 Other expenditure				16,69,150
Total 02				1,28,06,850
Total 5465				1,68,45,300

**STATEMENT NO. 13 - DETAILED STATEMENT OF CAPITAL EXPENDITURE DURING AND TO END OF
THE YEAR 2003-2004**

Nature of Expenditure	Expenditure during 2003-2004			Expenditure to the
	Heads (1)	Non Plan (2) Rs	Plan (3) Rs	Total (4) Rs
Total (j) Capital Account of General Economic Services		6,05,30,520	6,05,30,520	23,94,58,588
Total C.CAPITAL ACCOUNT OF ECONOMIC SERVICES		1,01,27,64,547	1,01,27,64,547	11,60,88,47,738
Total Expenditure Head (CAPITAL ACCOUNT A+B+C)		2,11,48,66,966	2,11,48,66,966	18,66,21,17,720

**STATEMENT NO. 14 - DETAILS OF INVESTMENTS OF GOVERNMENT IN STATUTORY CORPORATIONS,
GOVERNMENT COMPANIES, OTHER JOINT-STOCK COMPANIES,
CO-OPERATIVE BANKS AND SOCIETIES ETC., TO THE END OF 2003-2004**

Sl. No.	Name of the Concern	Years of Investment	Details of Investment Type	Number of share and percentage of Government to the total paid capital	Face value of each share	Amount invested to the end of 2003-2004	Amount of dividend declared and credited to Government during the year	Remarks
(1)	(2)	(3)	(4)	(5)	(6)	(7)	(8)	(9)
(i) Statutory Corporations								
1	State Bank of Sikkim	1968	Equity Shares	26,000 (63.98%)	100 but called 50	13,00,000	-	
		1993-94		-	-	2,38,450	-	During 1993-94 equity share of SBS valued Rs 2,38,450 was purchased by the Government by paying eight times more than its actual value (Rs.19,07,600) to the private parties. The investment amount has now been rectified with the actuals of equity share after detailed reconciliation with State Bank of Sikkim and Government.
		1994-95	*	-	-	38,00,000	-	*Detailed information is awaited
					Total	53,38,450	-	
2.	Sikkim Mining Corporation	1960	Equity Shares	29,245 (51%)	100	29,24,500	-	
		1992-93	-do-	1,22,750	100	1,22,75,000	-	
		1995-96	-do-	53,000	100	53,00,000	-	
		1996-97	-do-	53,000	100	53,00,000	-	
		1997-98	-do-	19,500	100	19,50,000	-	
		1998-99	-do-	23,000 (51.49%)	100	23,00,000	-	
		1999-2000	-do-	23,000 (51.49%)	100	23,00,000	-	
		2000-2001	-do-	68,000	100	68,00,000	-	
		2001-2002	-do-	50,000 (51%)	100	50,00,000	-	
		2002-2003	-do-	50,000 (51%)	100	50,00,000	-	
		2003-2004	-do-	94,000 (51%)	100	94,00,000	-	
					Total	5,85,49,500	-	

**STATEMENT NO. 14 - DETAILS OF INVESTMENTS OF GOVERNMENT IN STATUTORY CORPORATIONS,
GOVERNMENT COMPANIES, OTHER JOINT-STOCK COMPANIES,
CO-OPERATIVE BANKS AND SOCIETIES ETC., TO THE END OF 2003-2004**

Sl. No.	Name of the Concern	Years of Investment	Details of Investment Type	Number of share and percentage of Government to the total paid capital	Face value of each share	Amount invested to the end of 2003-2004	Amount of dividend declared and credited to Government during the year	Remarks
(1)	(2)	(3)	(4)	(5)	(6)	(7)	(8)	(9)
3.	State Trading Corporation	1975-76 to 1978-99	Equity Shares	10,000	100	18,00,000	-	
		1979-80	-do-	1,000 (100%)	100	1,00,000	-	
		1989-90	-do-	10,577	100	10,57,700	-	
		1990-91	-do-	500	100	5,00,000	-	
		1991-92	-do-	5,000	100	5,00,000	-	
		1994-95	-do-	10,000	100	10,00,000	-	
		1995-96	-do-	61,800	100	61,80,000	-	
					Total	1,11,37,700	-	
					Total Statutory Corp.	7,50,25,650	-	
(ii) Companies								
1.	Sikkim Time Corporation	1976-77 to 1978-79	Equity Share	3,800 (100%)	1,000	38,00,000	-	
		1980-81	-do-	200 (100%)	1,000	2,00,000	-	
		1982-83	-do-	800 (100%)	1,000	8,00,000	-	
		1983-84	-do-	400	1,000	4,00,000	-	
		1985-86	-do-	300	1,000	3,00,000	-	
		1987-88	-do-	8,900 (100%)	1,000	89,00,000	-	
		1988-89	-do-	7,000	1,000	70,00,000	-	
		1989-90	-do-	1,900 (100%)	1,000	19,00,000	-	
		1990-91	-do-	16,000	1,000	1,60,00,000	-	
		1991-92	-do-	6,454 (100%)	1,000	64,54,000	-	
		1992-93	Equity Share	12,809 (100%)	1,000	1,28,09,000	-	
		1993-94	-do-	17,191 (100%)	1,000	1,71,91,000	-	
		1994-95	-do-	10,000 (100%)	1,000	1,00,00,000	-	

**STATEMENT NO. 14 - DETAILS OF INVESTMENTS OF GOVERNMENT IN STATUTORY CORPORATIONS,
GOVERNMENT COMPANIES, OTHER JOINT-STOCK COMPANIES,
CO-OPERATIVE BANKS AND SOCIETIES ETC., TO THE END OF 2003-2004**

Sl. No.	Name of the Concern	Years of Investment	Details of Investment Type	Number of share and percentage of Government to the total paid capital	Face value of each share	Amount invested to the end of 2003-2004	Amount of dividend declared and credited to Government during the year	Remarks
(1)	(2)	(3)	(4)	(5)	(6)	(7)	(8)	(9)
		1998-99	Equity Shares	10,000 (100%)	1,000	1,00,00,000		Wrong booking of Rs. 7.50 lakhs during the year 1996-97 has now being rectified
		2000-01	-do-	14,000	1,000	1,40,00,000		
		2002-03	-do-	2,500	1,000	25,00,000		
				Total		11,22,54,000		
2.	Sikkim Industrial Development and Investment Corporation	1977-78	Equity Share	830 (100%)	1,000	8,30,000	-	* As per the decision of the State Government (Finance Deptt.) dated 27.7.88. "It shall open for the company with
		1978-79	-do-	1,300 (100%)	1,000	13,00,000	-	prior approval of IDBI to credit the dividend accruing and payable to
		1979-80	-do-	1,000 (100%)	1,000	10,00,000	-	IDBI and the State Government to a special Reserve fund to which
		1980-81	-do-	1,000 (100%)	1,000	10,00,000	-	only the IDBI and State Government concerned shall have any claim in
		1981-82	-do-	1,000 (100%)	1,000	10,00,000	-	the event of winding up of liquidation of the company and the amount
		1982-83	-do-	1,800 (100%)	1,000	18,00,000	-	to special reserve fund may be utilised by the company only for such
		1983-84	-do-	2,200 (100%)	1,000	22,00,000	-	purpose as are approved by the State Government and the IDBI. No dividend
		1984-85	Equity Share	2,000 (100%)	1,000	20,00,000	-	shall be payable other wise than out of the profits of the year or the
		1985-86	-do-	1,800 (100%)	1,000	18,00,000	-	period or any other undistributed profits of company and no dividend shall carry interest as
		1986-87	-do-	2,700 (100%)	1,000	27,00,000	-	against the Company".
		1987-88	-do-	6,300 (100%)	1,000	63,00,000	-	
		1988-89	-do-	5,170 (100%)	1,000	51,70,000		
		1989-90	-do-	8,550 (100%)	1,000	85,50,500		
		1990-91	-do-	6,000 (100%)	1,000	60,00,000	-	
		1991-92	-do-	8,000 (100%)	1,000	80,00,000	-	
		1992-93	-do-	5,000 (100%)	1,000	50,00,000	-	
		1993-94	-do-	6,000 (100%)	1,000	60,00,000	-	

**STATEMENT NO. 14 - DETAILS OF INVESTMENTS OF GOVERNMENT IN STATUTORY CORPORATIONS,
GOVERNMENT COMPANIES, OTHER JOINT-STOCK COMPANIES,
CO-OPERATIVE BANKS AND SOCIETIES ETC., TO THE END OF 2003-2004**

Sl. No.	Name of the Concern	Years of Investment	Details of Investment		Face value of each share	Amount invested to the end of 2003-2004	Amount of dividend declared and credited to Government during the year	Remarks
			Type	Number of share and percentage of Government to the total paid capital				
(1)	(2)	(3)	(4)	(5)	(6)	(7)	(8)	(9)
		1994-95	-do-	5,000 (100%)	1,000	1,50,00,000	-	
		1995-96	-do-	*	*	2,55,00,000	-	As per our account an amount of Rs. 2,55,00,000 has been booked as investment. However, corporation stated that it received only Rs.1.00 crore as restructuring grants, Rs.1.50 crores as Chief Minister's Rojgar Yojana and Rs.1.05 crores as share capital. Reply from the Government is awaited.
		1996-97	-do-	*	*	3,00,00,000	-	As per our account an amount of Rs.3.00 crores was drawn and booked as investment. However, corporation stated that it received Rs.2.00 crores as restructuring Grants and Rs.1.00 crore as Chief Ministers Rojgar Yojana. Reply from the Government is awaited.
		1997-98	*	*	*	1,31,00,000	-	As per account an amount of Rs.1.31 crores was booked as investment. But the corporation stated that they received Rs.76.00 lakhs as share capital and Rs.55.00 lakhs as restructuring grants from Government. Reply from Government is awaited.
		1999-2000	-do-	*	*	50,00,000	-	* Detailed information is awaited.
		2000-2001	-do-	*	*	30,00,000	-	
		2001-2002	-do-	5,000 (60.30%)	1,000	50,00,000	-	
		2002-2003	-do-	5,000 (61.50%)	1,000	50,00,000	-	
		2003-2004	-do-	5,000 (63.00%)	1,000	50,00,000	-	
					Total	16,72,50,500		

**STATEMENT NO. 14 - DETAILS OF INVESTMENTS OF GOVERNMENT IN STATUTORY CORPORATIONS,
GOVERNMENT COMPANIES, OTHER JOINT-STOCK COMPANIES,
CO-OPERATIVE BANKS AND SOCIETIES ETC., TO THE END OF 2003-2004**

Sl. No.	Name of the Concern	Years of Investment	Details of Investment		Face value of each share	Amount invested to the end of 2003-2004	Amount of dividend declared and credited to Government during the year	Remarks
			Type	Number of share and percentage of Government to the total paid capital				
(1)	(2)	(3)	(4)	(5)	(6)	(7)	(8)	(9)
3.	Sikkim Livestock Development Corporation	1976-77	Equity Share	1,400 (100%)	1,000	14,00,000	..	
		1979-80	-do-	800 (100%)	1,000	8,00,000	-	
					Total	22,00,000		
4.	Sikkim Livestock Development and Processing Corporation	1988-89 & 1989-90	-do-	35,000 (100%)	100	35,00,000	-	
5.	Sikkim Tourism Development Corporation	1997-98	Equity Share	30,000 (100%)	100	30,00,000		
		1997-98	-do-			2,60,47,000	*	* Government property namely Hotel Mayur and Singhik tourist Lodge were transferred to the Corporation by the Government. Value of this hotel (Rs. 231.12 lakhs for hotel Mayur and Rs. 29.35 lakhs for Singhik Tourist Lodge) are since converted as Government investment to this Corporation.
		1998-99	-do-	44,800 (100%)	100	44,80,000		
		1999-2000	-do-	44,800 (100%)	100	44,80,000		
		2000-2001	-do-	44,800 (100%)	100	44,80,000		
		2001-2002	-do-	50,000 (100%)	1,00	50,00,000		
		2002-2003	-do-	60,000 (100%)	100	60,00,000		
		2003-2004	-do-	40,000 (100%)	100	40,00,000		
					Total	5,74,87,000		

**STATEMENT NO. 14 - DETAILS OF INVESTMENTS OF GOVERNMENT IN STATUTORY CORPORATIONS,
GOVERNMENT COMPANIES, OTHER JOINT-STOCK COMPANIES,
CO-OPERATIVE BANKS AND SOCIETIES ETC., TO THE END OF 2003-2004**

Sl. No.	Name of the Concern	Years of Investment	Details of Investment Type	Number of share and percentage of Government to the total paid capital	Face value of each share	Amount invested to the end of 2003-2004	Amount of dividend declared and credited to Government during the year	Remarks
(1)	(2)	(3)	(4)	(5)	(6)	(7)	(8)	(9)
6.	Power Development Corporation	1999-2000	Equity Share	50,000	100	50,00,000		
		2000-2001	-do-	50,000	100	50,00,000		
		2001-2002	-do-	1,50,000	100	1,50,00,000		
		2002-2003	-do-	50,000	100	50,00,000		
		2003-2004	-do-	40,000	100	40,00,000		
					Total	3,40,00,000		
7.	Sikkim SC/ST/OBC Finance Development Corporation	2000-2001	Equity Share			78,60,000		
		2001-2002	-do-	*	*	1,50,00,000		
		2002-2003	-do-			50,00,000		
		2003-2004	-do-			50,00,000		
					Total	3,28,60,000	#	#Does not include an amount of Rs. 1,09,90,000 which was invested by the govt. from the year 1995-96 to 1999-2000 by diversion of funds from Revenue heads (M.H. 2225-80-800 other Expenditure). As per budget document investment in SABCO started from the year 2000-01 only.
8.	Sikkim Jewels Company	1972	Equity Share	4,100 (100%)	100	4,10,000	-	
		1986-87	-do-	36,125	100	36,12,500		
		1990-91	-do-	-	-	73,25,000		
		1991-92	Equity Share	43,460 (100%)	100	43,46,000		
		1992-93	Equity Share	10,000 (100%)	100	10,00,000	-	
		1994-95	-do-	5,000	1,000	50,00,000	-	
		1995-96	-do-	9,100 (100%)	1,000	91,00,000	-	
		1997-98	-do-	75,000	100	75,00,000	-	

**STATEMENT NO. 14 - DETAILS OF INVESTMENTS OF GOVERNMENT IN STATUTORY CORPORATIONS,
GOVERNMENT COMPANIES, OTHER JOINT-STOCK COMPANIES,
CO-OPERATIVE BANKS AND SOCIETIES ETC., TO THE END OF 2003-2004**

Sl. No.	Name of the Concern	Years of Investment	Details of Investment		Face value of each share	Amount invested to the end of 2003-2004	Amount of dividend declared and credited to Government during the year	Remarks
			Type	Number of share and percentage of Government to the total paid capital				
(1)	(2)	(3)	(4)	(5)	(6)	(7)	(8)	(9)
		1999-2000	-do-	50,000 (100%)	100	50,00,000		
		2000-2001	-do-	30,000	100	30,00,000		
		2001-2002	-do-	50,000	100	50,00,000		
		2002-2003	-do-	31,000	100	31,00,000		
		2003-2004	-do-	50,000	100	50,00,000		
					Total	5,93,93,500	#	# Does not include Rs. 2.05 lakhs, being the conversion of Dividend into Bonus share during 1981-82 lakhs as stated by the company due to non receipt of confirmation from the Govt.
9.	Sikkim Distilleries Ltd.	1962-63	Preference Share	350 (100%)	100	35,000	2,100*	*Dividend at the rate of 6% on the value of Preference share for the year 2001-2002 have been received by government during 2003-2004
		1962-63	Equity Share	34,963	5	1,74,815	-	The bonus dividend of such investment were converted into equity share in each year. At the end of 1995-96 the position of Government Share and face value of share has increased to Rs.2,41,24,085 (i.e. Rs. 1,74,815 + converted dividend Rs. 2,39,49,270)
		At the end of 1995-96	-do-	48,24,817	5	2,41,24,085	72,37,225 #	# Dividend at the rate of Rs. 1.50 per share for the year 2001-2002 have been received by Government during this year.
					Total	2,41,59,085		

**STATEMENT NO. 14 - DETAILS OF INVESTMENTS OF GOVERNMENT IN STATUTORY CORPORATIONS,
GOVERNMENT COMPANIES, OTHER JOINT-STOCK COMPANIES,
CO-OPERATIVE BANKS AND SOCIETIES ETC., TO THE END OF 2003-2004**

Sl. No.	Name of the Concern	Years of Investment	Details of Investment		Face value of each share	Amount invested to the end of 2003-2004	Amount of dividend declared and credited to Government during the year	Remarks
			Type	Number of share and percentage of Government to the total paid capital				
(1)	(2)	(3)	(4)	(5)	(6)	(7)	(8)	(9)
10.	Star Cinema	1962	Share Capital	1,750	100	1,75,000	1,50,480 *	* Government received dividend during this year
11.	Denzong Cinema	1962	Share Capital	1,750	100	1,75,000	-	
12.	Sikkim Flour Mills Limited	1977-78 to 1979-80	Equity Share	43,000	1,000	43,00,000	-	
		1980-81	-do-	900	1,000	9,00,000	-	
		1981-82	-do-	2,900	1,000	29,00,000	-	
		1982-83	-do-	1,100	1,000	11,00,000	-	
		1984-85	-do-	10,000	100	10,00,000	-	
		1985-86	-do-	600	1,000	6,00,000	-	
		1986-87	-do-	1,700	1,000	17,00,000	-	
		1987-88	-do-	1,100	1,000	11,00,000	-	
		1988-89	-do-	*	*	8,00,000	-	
		1989-90	Equity Share	3,325 (100%)	1,000	3,32,500	-	
		1990-91	-do-	* *	*	18,00,000	-	
		1991-92	-do-	500	1,000	5,00,000	-	
		2000-01	-do-			22,50,000	-	
		2001-02	-do-			51,33,714	-	
					Total	2,44,16,214		
13.	Cold Storage	1987-88	*	*	*	11,00,000	-	*Detailed information is awaited
		1988-89	*	*	*	5,00,000	-	
		1989-90	*	*	*	1,90,000	-	
		1992-93	Equity Shares	1,000 (100%)	1,000	10,00,000	-	
					Total	27,90,000	-	
14.	Indian Telephone Industries	1990-91	*	*	*	9,90,606	-	
		1991-92	*	*	*	12,05,427	-	* Detailed information is awaited
		1992-93	*	*	*	3,98,249	-	
					Total	25,94,282	-	
15.	Ginger Processing Plant	1990-91	Equity Share	*	*	1,00,000	-	

**STATEMENT NO. 14 - DETAILS OF INVESTMENTS OF GOVERNMENT IN STATUTORY CORPORATIONS,
GOVERNMENT COMPANIES, OTHER JOINT-STOCK COMPANIES,
CO-OPERATIVE BANKS AND SOCIETIES ETC., TO THE END OF 2003-2004**

Sl. No.	Name of the Concern	Years of Investment	Details of Investment Type	Number of share and percentage of Government to the total paid capital	Face value of each share	Amount invested to the end of 2003-2004	Amount of dividend declared and credited to Government during the year	Remarks
(1)	(2)	(3)	(4)	(5)	(6)	(7)	(8)	(9)
16.	Investment in B.O.G.Ltd.	1990-91	*	*	*	5,948		*Detailed information is awaited
		1991-92	*	*	*	13,97,109		
					Total	14,03,057		
17.	Chanmari Work Shop and Automobiles Ltd.	1988-89	*	*	*	30,00,000		*Detailed information is awaited
18.	M/S Sikkim Precision Industries Ltd	1999-2000	Equity Share	5,000 (100%)	1,000	50,00,000		
		2000-2001	-do-	-do-	-do-	50,00,000		
		2001-2002				2,01,00,000		
		2002-2003				69,00,000		
					Total	3,70,00,000		
19.	Sikkim Himalayan Orchid Ltd.	2001-2002	Equity Share	1,60,000 (40%)	10	16,00,000		
20.	Sikkim Flora Ltd.	2002-2003	*	*	*	15,00,000		
21.	Sikkim Handloom & Handicrafts	2002-2003	*	*	*	80,00,000		
					Total Companies	57,58,57,638	73,89,805	
(iii) Bank and Co-operative Societies								
1.	State Bank of India	1966	Equity Share	75	350	26,250	-	
2.	Sikkim Consumers Co-operative Society (SIMFED)	1975-76	-do-	12,320	25	3,08,000	-	
		1976-77		4,000	25	1,00,000	-	
		1997-98	*	*	*	2,00,000	-	* Detailed information is awaited
		2000-2001	*	*	*	28,25,000	-	
		2001-2002				10,50,000	-	
		2002-2003	Ordinary	4,000	100	14,00,000	-	
					Total	58,83,000	-	

**STATEMENT NO. 14 - DETAILS OF INVESTMENTS OF GOVERNMENT IN STATUTORY CORPORATIONS,
GOVERNMENT COMPANIES, OTHER JOINT-STOCK COMPANIES,
CO-OPERATIVE BANKS AND SOCIETIES ETC., TO THE END OF 2003-2004**

Sl. No.	Name of the Concern	Years of Investment	Details of Investment		Face value of each share	Amount invested to the end of 2003-2004	Amount of dividend declared and credited to Government during the year	Remarks
			Type	Number of share and percentage of Government to the total paid capital				
(1)	(2)	(3)	(4)	(5)	(6)	(7)	(8)	(9)
3.	Multipurpose Co-operative Society	1997-98	*	*	*	3,50,000	-	
		2000-2001	Equity Share	21,000	100	21,00,000		
		2001-2002				17,40,000		
		2002-2003	Ordinary	3,800	100	3,80,000		
						Total	45,70,000	
4.	Investment in Apex Co-operative Bank	1996-97	*	*	*	10,00,000		
		1997-98	*	*	*	45,00,000		
		1998-99	*	*	*	45,00,000		
		2000-2001	*	*	*	2,70,00,000		
		2001-2002				3,70,00,000		
					Total	7,40,00,000		
5.	Investment in Sikkim State Co-operative Bank	2000-2001				1,00,00,000		
		2002-2003	Ordinary	21,700	100	21,70,000		
		2003-2004	Ordinary	31,800	100	31,80,000		
					Total	1,53,50,000		
6.	Sikkim Dairy Co-operative Society (Sikkim Milk Union)	2000-2001	*	*	*	1,00,000		* Detailed information is awaited
		2001-2002				2,00,000		
					Total	3,00,000		
7.	Joint Ventures	1992-93	*	*	*	8,00,000	-	* Detailed information is awaited
		1994-95	*	*	*	42,91,638		
					Total	50,91,638		
8.	Wood Working Centre, Singtam *	1977-78	Equity Shares	1,020	100	1,02,000	-	
9.	Sang Martam Tea Growers C.S. Ltd	2002-03	Ordinary	1,000	100	1,00,000		
Total - Bank and Co-operative Societies						10,54,22,888		
GRAND TOTAL						75,63,06,176	73,89,805	

**RECONCILIATION STATEMENT BETWEEN STATEMENT NO.13
AND STATEMENT NO.14 DURING 2003-2004**

Investment as per Statement No.13	Rs.	Investment as per Statement No.14	Rs.
4225 Capital outlay on Welfare of SC/ST/OBC			
80 General			
190 Investment in Public Sector and Other Undertakings	50,00,000	Investment in SC/ST/OBC Finance Development Corporation	50,00,000
4425 Capital outlay on Co-operation			
200 Other Investment	31,80,000	SISCO Bank	31,80,000
4801 Capital Outlay on Power Project			
01 Hydel Generation			
190 Investment in Public Sector and Other Undertaking	50,00,000	Sikkim Power Development Corporation	50,00,000
4853 Capital Outlay on Non Ferrous Mining and Metallurgical Industries			
60 Other Mining and Metallurgical Industries			
190 Investment in Public Sector and other undertaking (Sikkim Mining Corporation)	94,00,000	Sikkim Mining Corporation	94,00,000
4860 Capital Outlay on Consumer Industries			
600 Others			
40 Investment in Public Sector Undertakings	50,00,000	Sikkim Jewels	50,00,000
4885 Capital Outlay on Industries and Minerals			
01 Investment in Industrial Financial Institution			
190 Investment in Public Sector and Other Undertakings	50,00,000	Investment in SIDICO	50,00,000
5452 Capital Outlay on Tourism			
190 Investment in Public Sector and Other Undertaking			
50 Investment in Sikkim Tourism Development Corporation	40,00,000	Tourism Development Corporation	40,00,000
Total	3,65,80,000		3,65,80,000

STATEMENT NO. 15 - STATEMENT SHOWING THE CAPITAL AND OTHER EXPENDITURE (OTHER THAN ON REVENUE ACCOUNT) TO THE END OF 2003-2004 AND THE PRINCIPAL SOURCES FROM WHICH THE FUND WERE PROVIDED FOR THE EXPENDITURE

	On 1st April 2003	During the year 2003-2004	On 31st March 2004
<i>(In lakhs of rupees)</i>			
<u>CAPITAL AND OTHER EXPENDITURE</u>			
CAPITAL EXPENDITURE			
Total - A. CAPITAL ACCOUNT OF GENERAL SERVICE	<u>7961.90</u>	<u>1277.48</u>	<u>9239.38</u>
B. CAPITAL ACCOUNT OF SOCIAL SERVICES			
(a) Education, Sports, Art and Culture	12997.41	3148.39	16145.79
(b) Health and Family Welfare	6692.72	385.41	7078.13
(c) Water Supply, Sanitation, Housing and Urban Development	30824.72	6080.89	36905.60
(d) Information and Broadcasting	0.00	0.00	0.00
(e) Welfare of Scheduled Castes, Scheduled Tribes and other Backward Classes	845.77	128.86	974.63
(g) Social Welfare and Nutrition	187.34	0.00	187.34
(h) Others	1.82	0.00	1.82
Total - B. CAPITAL ACCOUNT OF SOCIAL SERVICE	<u>51549.78</u>	<u>9743.54</u>	<u>61293.32</u>
C. CAPITAL ACCOUNT OF ECONOMIC SERVICES			
(a) Capital Account of Agriculture and Allied Activities	4360.47	171.62	4532.09
(b) Capital Account of Rural Development	839.84	169.77	1009.60
(c) Capital Account of Special Areas Programme	2134.02	311.75	2445.76
(d) Capital Account of Irrigation and Flood Control	1125.29	164.36	1289.65
(e) Capital Account of Energy	47102.22	4377.77	51479.99
(f) Capital Account of Industry and Minerals	5265.91	291.27	5557.17
(g) Capital Account of Transport	43343.82	4035.80	47379.62
(h) Capital Account of Communication	0.00	0.00	0.00
(i) Capital Account of Science Technology and Environment	0.00	0.00	0.00
(j) Capital Account of General Economic Services	1789.28	605.31	2394.59
Total - C. CAPITAL ACCOUNT OF ECONOMIC SERVICE	<u>105960.83</u>	<u>10127.65</u>	<u>116088.48</u>
Total - CAPITAL EXPENDITURE	<u>165472.51</u>	<u>21148.67</u>	<u>186621.18</u>
F. LOANS AND ADVANCES			
I. Loans for Social Services			
(i) Loans for Water Supply, Sanitation, Housing and Urban Development	38.24	0.00	38.24
II. Loans for Economic Services			
(i) Loans for Agriculture and Allied Activities	82.32	-0.49	81.83
(ii) Loans for Industry and Minerals	311.65	0.00	311.65
(iii) Loans for Transport	1.38	0.00	1.38
(iv) Loans for General Economic Services	0.02	0.00	0.02
II. Loans for Economic Services	395.37	-0.49	394.88
III. Loans to Government Servants	144.19	-97.73	46.46
IV. Miscellaneous Loans	50.33	0.00	50.33
Total - F. LOANS AND ADVANCES	<u>628.13</u>	<u>-98.22</u>	<u>529.91</u>
H. TRANSFER TO CONTINGENCY FUND			
Total - H. TRANSFER TO CONTINGENCY FUN	<u>100.00</u>	<u>0.00</u>	<u>100.00</u>
TOTAL - CAPITAL AND OTHER EXPENDITURE :	<u>166200.64</u>	<u>21050.45</u>	<u>187251.09</u>

STATEMENT NO. 15 - STATEMENT SHOWING THE CAPITAL AND OTHER EXPENDITURE (OTHER THAN ON REVENUE ACCOUNT) TO THE END OF 2003-2004 AND THE PRINCIPAL SOURCES FROM WHICH THE FUND WERE PROVIDED FOR THE EXPENDITURE

	On 1st April 2003	During the year 2003-2004	On 31st March 2004
<i>(In lakhs of rupees)</i>			
Principal Sources of Fund			
Revenue Surplus / Deficit	87827.31	16025.28	103852.59
Debt			
International Debts of the State Government	34132.50	5949.30	40081.80
Loans and Advances from the Central Govt.	28079.81	-664.98	27414.83
Small Savings, Provident Funds etc.	24556.37	2188.28	26744.65
Total Outstanding Debt :	86768.68	7472.60	94241.28
Contingency Fund	97.00	-47.00	50.00
Reserve Fund	317.61	237.55	555.15
Net Balances under Deposits and Advances etc. Other than those shown separately	1782.90	-2796.60	-1013.70
Remittance	7426.50	-1927.72	5498.78
Total - Debt and Other Obligations :	96392.68	2938.83	99331.51
Deduct			
(i) Cash Balances	15121.32	-9186.35	5934.97
(ii) Investments	2900.00	7100.00	10000.00
NET PROVISION OF FUNDS :	166198.67 *	21050.45	187249.12 *

* Difference of Rs. 1.97 lakhs occurred due to proforma rectification carried under loans and advances during 1980-81.

1. The first part of the paper is devoted to the study of the properties of the function $f(x)$ defined by the equation $f(x) = \int_0^x f(t) dt$.

2. The second part of the paper is devoted to the study of the properties of the function $f(x)$ defined by the equation $f(x) = \int_0^x f(t) dt$.

3. The third part of the paper is devoted to the study of the properties of the function $f(x)$ defined by the equation $f(x) = \int_0^x f(t) dt$.

4. The fourth part of the paper is devoted to the study of the properties of the function $f(x)$ defined by the equation $f(x) = \int_0^x f(t) dt$.

5. The fifth part of the paper is devoted to the study of the properties of the function $f(x)$ defined by the equation $f(x) = \int_0^x f(t) dt$.

6. The sixth part of the paper is devoted to the study of the properties of the function $f(x)$ defined by the equation $f(x) = \int_0^x f(t) dt$.

7. The seventh part of the paper is devoted to the study of the properties of the function $f(x)$ defined by the equation $f(x) = \int_0^x f(t) dt$.

8. The eighth part of the paper is devoted to the study of the properties of the function $f(x)$ defined by the equation $f(x) = \int_0^x f(t) dt$.

9. The ninth part of the paper is devoted to the study of the properties of the function $f(x)$ defined by the equation $f(x) = \int_0^x f(t) dt$.

10. The tenth part of the paper is devoted to the study of the properties of the function $f(x)$ defined by the equation $f(x) = \int_0^x f(t) dt$.

11. The eleventh part of the paper is devoted to the study of the properties of the function $f(x)$ defined by the equation $f(x) = \int_0^x f(t) dt$.

12. The twelfth part of the paper is devoted to the study of the properties of the function $f(x)$ defined by the equation $f(x) = \int_0^x f(t) dt$.

**B - DEBT, CONTINGENCY FUND
AND PUBLIC ACCOUNT**

УМД БИРИК ВООСНИИ
И ТУСООН ДУРИЯ ОИИ
И ДЕРИ' СОМЛОНСОНА БИИД

STATEMENT NO. 16
DETAILED STATEMENT OF RECEIPTS, DISBURSEMENTS AND BALANCES UNDER HEADS OF ACCOUNTS
RELATING TO DEBT, CONTINGENCY FUND AND PUBLIC ACCOUNT

Head of Account		Opening Balance	Receipts	Disbursements	Closing Balance
<u>PART I CONSOLIDATED FUND</u>					
Receipt Heads (Revenue Account) (a)			1341,18,26,235		
Expenditure Heads (Revenue Account) (b)				1180,92,98,290	
Expenditure Heads (Capital Account) (b)				211,48,66,966	
E. Public Debt					
6003 Internal Debt of the State Government	Cr	341,32,49,716	75,96,22,000	16,46,91,502 Cr	400,81,80,214
6004 Loans and Advances from the Central Government	Cr	280,79,81,065	61,05,60,631	67,70,59,073 Cr	274,14,82,623
Total of E. Public Debt	Cr	622,12,30,781	137,01,82,631	84,17,50,575 Cr	674,96,62,837
F. Loans And Advances					
Total of F. Loans And Advances	Dr	6,28,13,065	1,07,89,672	9,67,900 Dr	5,29,91,293
H. Transfer To Contingency Fund					
7999 Appropriation to the Contingency Fund	Dr	1,00,00,000		Dr	1,00,00,000
Total of H. Transfer To Contingency Fund	Dr	1,00,00,000		Dr	1,00,00,000
Total of Part I Consolidated Fund :			1479,27,98,538	1476,68,83,731	

PART II CONTINGENCY FUND

CONTINGENCY FUND

8000 Contingency Fund

Appropriation from the Consolidated Fund	Cr	1,00,00,000		Cr	1,00,00,000
Governor	Dr	3,00,000	3,00,000	Cr	
Transport (SNT)	Cr			49,99,998 Dr	49,99,998
Total of Part II Contingency Fund	Cr	97,00,000	3,00,000	49,99,998 Cr	50,00,002

STATEMENT NO. 16
DETAILED STATEMENT OF RECEIPTS, DISBURSEMENTS AND BALANCES UNDER HEADS OF ACCOUNTS
RELATING TO DEBT, CONTINGENCY FUND AND PUBLIC ACCOUNT

Head of Account		Opening Balance	Receipts	Disbursements		Closing Balance
PART III PUBLIC ACCOUNT						
I. Small Savings, Provident Funds, Etc.						
(b) Provident Funds						
8009 State Provident Funds						
01 Civil						
101 General Provident Funds	Cr	237,44,73,746	63,28,71,621	42,62,50,954	Cr	258,10,94,413
Total of 8009 :		237,44,73,746	63,28,71,621	42,62,50,954	Cr	258,10,94,413
Total of (b) Provident Funds		237,44,73,746	63,28,71,621	42,62,50,954	Cr	258,10,94,413
(c) Other Accounts						
8011 Insurance and Pension Funds						
105 State Government Insurance Fund	Cr	2,64,065			Cr	2,64,065
107 State Government Employees' Group Insurance Scheme	Cr	8,08,99,329	1,80,28,405	58,21,455	Cr	9,31,06,279
Total of 8011 :		8,11,63,394	1,80,28,405	58,21,455	Cr	9,33,70,344
Total of (c) Other Accounts		8,11,63,394	1,80,28,405	58,21,455	Cr	9,33,70,344
Total of I. Small Savings, Provident Funds, Etc.		245,56,37,140	65,09,00,026	43,20,72,409	Cr	267,44,64,757
J. Reserve Fund						
(b) Reserve Funds not bearing Interest						
8222 Sinking Funds						
01 Appropriation for reduction or avoidance of Debt						
101 Sinking Funds	Cr	33,93,16,182	11,00,00,000		Cr	44,93,16,182
02 Sinking Fund Investment Account						
101 Sinking Fund-Investment Account	Dr	33,93,16,182		11,00,00,000	Dr	44,93,16,182
Total of 8222 :						
Gross Balance :		33,93,16,182	11,00,00,000		Cr	44,93,16,182
Investment :		33,93,16,182		11,00,00,000	Dr	44,93,16,182
8223 Famine Relief Fund						
Total of 8223 :		33,800	-33,800		Cr	
8235 General and Other Reserve Funds						
111 Calamity Relief Fund	Cr	4,09,50,904	10,85,50,000	7,91,45,256	Cr	7,03,55,648
112 Calamity Relief Fund - Investment Account	Dr	2,50,00,000			Dr	2,50,00,000
200 Other Funds	Cr	1,57,75,903	15,09,754	71,25,902	Cr	1,01,59,755
Total of 8235 :						
Gross Balance :		5,67,26,807	11,00,59,754	8,62,71,158	Cr	8,05,15,403

STATEMENT NO. 16
DETAILED STATEMENT OF RECEIPTS, DISBURSEMENTS AND BALANCES UNDER HEADS OF ACCOUNTS
RELATING TO DEBT, CONTINGENCY FUND AND PUBLIC ACCOUNT

Head of Account	Opening Balance	Receipts	Disbursements	Closing Balance
Investment : Dr	2,50,00,000			Dr 2,50,00,000
Total of (b) Reserve Funds not bearing Interest				
Gross Balance : Cr	39,60,76,789	22,00,25,954	8,62,71,158	Cr 52,98,31,585
Investment : Dr	36,43,16,182		11,00,00,000	Dr 47,43,16,182
Total of J. Reserve Fund				
Gross Balance : Cr	39,60,76,789	22,00,25,954	8,62,71,158	Cr 52,98,31,585
Investment : Dr	36,43,16,182		11,00,00,000	Dr 47,43,16,182
K. Deposit And Advances				
(b) Deposits not bearing Interest				
8443 Civil Deposits				
101 Revenue Deposits Cr	2,83,04,537	59,002	1,24,055	Cr 2,82,39,484
102 Customs and opium Deposits Cr	15,552			Cr 15,552
103 Security Deposit Cr	1,47,81,594	60,55,463	1,06,96,690	Cr 1,01,40,367
104 Civil Court Deposit Cr	1,16,28,261	57,000		Cr 1,16,85,261
106 Personal Deposits Cr	26,973			Cr 26,973
107 Trust Interest Funds Cr	2,78,886			Cr 2,78,886
108 PWD Deposit Cr	7,71,41,771	12,03,58,124	17,87,32,057	Cr 1,87,67,838
109 Forest Deposits Cr	1,76,83,321	3,46,70,575	4,60,49,852	Cr 63,04,044
111 Other Deposit Cr	2,16,022			Cr 2,16,022
113 Deposits for purchase etc, abroad Cr	62,942			Cr 62,942
115 Deposits received by Govt. Commercial Undertakings Cr	23,641			Cr 23,641
117 Deposits for work done for Public bodies or private individuals Cr	20,52,996	4,68,121		Cr 25,21,117
118 Deposits of fees received by Govt. servants for work done for private bodies Cr	26,867			Cr 26,867
121 Deposits in Connection with Elections Cr	5,36,696			Cr 5,36,696
123 Deposits of Educational Institutions Cr	21,500			Cr 21,500
800 Other Deposit Cr	1,99,72,679	8,59,95,971	10,000	Cr 10,59,58,650
Total of 8443 : Cr	17,27,74,238	24,76,64,256	23,56,12,654	Cr 18,48,25,840
Total of (b) Deposits not bearing Interest :	17,27,74,238	24,76,64,256	23,56,12,654	Cr 18,48,25,840
(c) Advances				
8550 Civil Advances				

STATEMENT NO. 16
**DETAILED STATEMENT OF RECEIPTS, DISBURSEMENTS AND BALANCES UNDER HEADS OF ACCOUNTS
RELATING TO DEBT, CONTINGENCY FUND AND PUBLIC ACCOUNT**

Head of Account		Opening Balance	Receipts	Disbursements	Closing Balance
101 Forest Advances	Dr	1,50,229			Dr 1,50,229
104 Other Advances	Dr	78,01,724	74,893	24,58,357	Dr 1,01,85,188
Total of 8550 :	Dr	79,51,953	74,893	24,58,357	Dr 1,03,35,417
Total of (c) Advances	Dr	79,51,953	74,893	24,58,357	Dr 1,03,35,417
Total of K. Deposit And Advances :	Cr	16,48,22,285	24,77,39,149	23,80,71,011	Cr 17,44,90,423
L. Suspense And Miscellaneous					
(b) Suspense					
8658 Suspense Accounts					
101 Pay and Accounts Office -Suspense	Dr	1,26,02,947		-1,47,046	Dr 1,24,55,901
102 Suspense Account (Civil)	Dr	4,67,84,836	-4,52,120	-2,62,47,670	Dr 2,09,89,286
107 Cash settlement Suspense Account	Dr	948		-948	Cr
123 A.I.S Officers' Group Insurance Scheme	Cr	3,01,424	-20,079		Cr 2,81,345
135 Cash Settlement between A.G. Sikkim and Other State				6,773	Dr 6,773
Total of 8658 :	Dr	5,90,87,307	-4,72,199	-2,63,88,891	Dr 3,31,70,615
Total of (b) Suspense	Dr	5,90,87,307	-4,72,199	-2,63,88,891	Dr 3,31,70,615
(c) Other Accounts					
8670 Cheques and Bills					
103 Departmental Cheques	Cr	6,03,96,948	83,83,00,625	84,24,91,897	Cr 5,62,05,676
104 Treasury Cheques	Cr	1,39,53,931	617,48,05,837	646,09,20,481	Dr 27,21,60,713
Total of 8670 :	Cr	7,43,50,879	701,31,06,462	730,34,12,378	Dr 21,59,55,037
8671 Departmental Balances					
101 Civil	Cr	19,53,682	6,22,87,370	6,73,55,644	Dr 31,14,592
Total of 8671 :	Cr	19,53,682	6,22,87,370	6,73,55,644	Dr 31,14,592
8672 Permanent Cash Imprest					
101 Civil	Dr	37,49,789	1,11,000	1,16,000	Dr 37,54,789
Total of 8672 :	Dr	37,49,789	1,11,000	1,16,000	Dr 37,54,789
8673 Cash Balance Investment Account					
101 Cash Balance Investment Account	Dr	29,00,00,000	314,00,00,000	385,00,00,000	Dr 100,00,00,000
Total of 8673 :	Dr	29,00,00,000	314,00,00,000	385,00,00,000	Dr 100,00,00,000
Total of (c) Other Accounts	Dr	21,74,45,228	1021,55,04,832	11,22,08,84,022	Dr 122,28,24,418
(e) Miscellaneous					
8680 Miscellaneous Government Accounts					

STATEMENT NO. 16
 DETAILED STATEMENT OF RECEIPTS, DISBURSEMENTS AND BALANCES UNDER HEADS OF ACCOUNTS
 RELATING TO DEBT, CONTINGENCY FUND AND PUBLIC ACCOUNT

Head of Account		Opening Balance	Receipts	Disbursements		Closing Balance
102 Writes-off from Heads of Account closing to balance			35,97,232	2,34,62,877	Dr	
Total of 8680 : Cr			35,97,232 *	2,34,62,877 *	Dr	1,98,65,645
Total of (e) Miscellaneous : Cr			35,97,232	2,34,62,877	Dr	1,98,65,645
Total of L. Suspense And Miscellaneous : Dr		27,65,32,535	10,21,86,29,865	11,21,79,58,008	Dr	127,58,60,678
M. Remittances						
(a) Money Orders, and other Remittances						
8782 Cash Remittances and adjustments between officers rendering accounts to the same Accounts Officer						
102 Public Works Remittances	Cr	80,69,60,992	305,94,96,415	328,96,30,575	Cr	57,58,26,832
103 Forest Remittances	Cr	4,60,46,715	14,97,16,158	17,13,53,894	Cr	2,44,08,979
108 Other Departmental Remittances	Dr	11,03,57,909	58,93,18,224	53,03,18,191	Dr	5,13,57,876
Total of 8782 : Cr		74,26,49,798	379,85,30,797	399,13,02,660	Cr	54,98,77,935
Total of (a) Money Orders, and other Remittances : Cr		74,26,49,798	379,85,30,797	3,99,13,02,660	Cr	54,98,77,935
(b) Inter- Governmental Adjustment Account						
8786 Adjusting Account between Central and State Governments						
Total of 8786 : Dr		81,690			Dr	81,690
Total of (b) Inter- Governmental Adjustment Account : Dr		81,690			Dr	81,690
Total of M. Remittances : Cr		74,25,68,108	3,79,85,30,797	3,99,13,02,660	Cr	54,97,96,245
Total-Part III Public Account : Cr		3,11,82,55,605	15,13,58,25,791	16,07,56,75,246	Cr	2,17,84,06,150
Total of Receipts/Disbursement (Part I, II and III) :			2992,89,24,329	3084,75,58,975		
CASH BALANCE :			151,21,31,836	59,34,97,190		
GRAND TOTAL :			3144,10,56,165	3144,10,56,165		

* Being the write-off amount under suspense head of balances prior to 1982-83.

ANNEXURE TO STATEMENT NO. 17

Description of Loans	Balance on 1st April, 2003	Additions during the year	Discharge during the year	Balance on 31st March, 2004
1	2	3	4	5
	Rs	Rs	Rs	Rs.
E - Public Debt				
6003 Internal debt of the State Government				
101 : Market Loan				
11.50 % Sikkim Development Loan 2009	4,26,00,000	NIL	NIL	4,26,00,000
11.50 % Sikkim Development Loan 2009	5,11,00,000	NIL	NIL	5,11,00,000
11.50 % Sikkim Development Loan 2010	6,11,00,000	NIL	NIL	6,11,00,000
11.50 % Sikkim Development Loan 2011	2,52,00,000	NIL	NIL	2,52,00,000
12.00 % Sikkim Development Loan 2011	4,20,00,000	NIL	NIL	4,20,00,000
13.00 % Sikkim Development Loan 2007	6,65,00,000	NIL	NIL	6,65,00,000
13.50 % Sikkim Development Loan 2003	6,65,00,000	NIL	6,65,00,000	NIL
12.50 % Sikkim Development Loan 2004	11,65,00,000	NIL	NIL	11,65,00,000
14.00 % Sikkim Development Loan 2005	15,65,00,000	NIL	NIL	15,65,00,000
13.85 % Sikkim Development Loan 2006	15,65,00,000	NIL	NIL	15,65,00,000
13.75 % Sikkim Development Loan 2007	1,56,00,000	NIL	NIL	1,56,00,000
13.05 % Sikkim Development Loan 2007	19,00,00,000	NIL	NIL	19,00,00,000
12.15 % Sikkim Development Loan 2008	16,00,00,000	NIL	NIL	16,00,00,000
12.50 % Sikkim Development Loan 2008	24,90,00,000	NIL	NIL	24,90,00,000
12.25 % Sikkim Development Loan 2009	35,00,00,000	NIL	NIL	35,00,00,000
11.85 % Sikkim Development Loan 2009	10,90,00,000	NIL	NIL	10,90,00,000
10.52 % Sikkim Development Loan 2010	25,00,00,000	NIL	NIL	25,00,00,000
10.35 % Sikkim Development Loan 2011	5,42,00,000	NIL	NIL	5,42,00,000
09.45 % Sikkim Development Loan 2011	4,58,00,000	NIL	NIL	4,58,00,000
07.80 % Sikkim Development Loan 2012	6,11,00,000	NIL	NIL	6,11,00,000
06.80 % Sikkim Development Loan 2012	3,89,00,000	12,000	NIL	3,89,12,000
06.95 % Sikkim Development Loan 2013	10,00,00,000	8,000	NIL	10,00,08,000
06.40 % Sikkim Development Loan 2013	NIL	6,67,00,000	NIL	6,67,00,000
06.35 % Sikkim Development Loan 2013	NIL	4,70,00,000	NIL	4,70,00,000
06.20 % Sikkim Development Loan 2013	NIL	5,20,08,000	NIL	5,20,08,000
06.20 % Sikkim Development Loan 2015	NIL	5,20,29,000	NIL	5,20,29,000
05.85 % Sikkim Development Loan 2015	NIL	9,82,74,000	NIL	9,82,74,000
05.90 % Sikkim Development Loan 2017	NIL	30,00,00,000	NIL	30,00,00,000
Total : 101-Internal debt of	2,40,81,00,000	61,60,31,000	6,65,00,000	2,95,76,31,000

ANNEXURE TO STATEMENT NO.17-Concl'd.

Description of Debt	Balance on 1st April, 2003	Additions during the year	Discharge during the year	Balance on 31st March, 2004
1	2	3	4	5
	Rs	Rs	Rs	Rs.
109 : Loans from Other Institutions				
(a) Loans from Rural Electrification Corporation	17,31,41,115	NIL	1,74,51,302	15,56,89,813
(b) Loans from National Insurance Corporation	1,59,40,000	NIL	10,72,000	1,48,68,000
Total 109 Loans from Other Institution	18,90,81,115	NIL	1,85,23,302	17,05,57,813
6004 Loans and Advances from the Central Government				
04 : Loans for Centrally Sponsored Plan Scheme				
800 : Others Loans				
(a) Police				
(i) Modernisation of Police Force	3,14,81,530	NIL	13,07,910	3,01,73,620
(ii) Indian Reserve Battalion	1,00,00,000	75,00,000	50,00,000	1,25,00,000
Total	4,14,81,530	75,00,000	63,07,910	4,26,73,620
(b) Soil and Water Conservation				
(i) Integrated Soil Conservation in Himalayas	5,85,643	NIL	3,85,648	1,99,995
(ii) Soil Conservation in the Catchment of River Valley Teesta	1,21,36,239	NIL	34,71,342	86,64,897
Total	1,27,21,882	NIL	38,56,990	88,64,892
(c) Roads of Economic Importance	12,82,200	NIL	1,62,000	11,20,200
(d) Integrated Development of Small and Medium Towns	72,49,646	NIL	NIL	72,49,646
(e) Strengthening of State Land Use Board	3,91,396	NIL	73,291	3,18,105
(f) National Water Shed Development Programme for Rainfed Area	1,69,62,545	NIL	9,19,407	1,60,43,138
(g) Loans for Co-operation (Womens Coops)	1,12,382	NIL	18,095	94,287
(h) Macro Management of Agriculture	2,56,65,500	1,12,80,000	6,05,500	3,63,40,000
(i) Purchase of Mobile Vans & Trucks	12,55,044	NIL	3,91,504	8,63,540
Total – 800 – Other Loans	10,71,22,125	1,87,80,000	1,23,34,697	11,35,67,428
Total 04 – Loans for Centrally Sponsored Plan Scheme	10,71,22,125	1,87,80,000	1,23,34,697	11,35,67,428

STATEMENT NO. 18 - DETAILED STATEMENT OF LOANS AND ADVANCES BY GOVERNMENT

Head of Account	Balance as on 1st April 2003	Advance during the year	Total	Recovered during the year	Balance as on 31st March 2004	Interest received and credited to revenue
1	2	3	4	5	6	7
	Dr.	Dr.	Dr.	Cr.	Dr.	
F. LOANS AND ADVANCES						
i. Loans for Social Services						
(i) Loans for Water Supply, Sanitation, Housing and Urban Development						
6216 Loans for Housing						
02 Urban Housing						
201 Loans to Housing Boards	38,24,000	0	38,24,000	0	38,24,000	--
Total 2-Urban Housing	38,24,000	0	38,24,000	0	38,24,000	--
Total 6216 Loans for Housing	38,24,000	0	38,24,000	0	38,24,000	--
Total (i) Loans for Water Supply, Sanitation, Housing and Urban Development	38,24,000	0	38,24,000	0	38,24,000	--
Total i. Loans for Social Services	38,24,000		38,24,000		38,24,000	--
ii. Loans for Economic Services						
(i) Loans for Agriculture and Allied Activities						
6401 Loans for Crop Husbandry						
800 Other loans	15,99,822	0	15,99,822	0	15,99,822	--
Total 6401 Loans for Crop Husbandry	15,99,822	0	15,99,822	0	15,99,822	--
6403 Loans for Animal Husbandry						
103 Poultry Development	3,26,674	0	3,26,674	0	3,26,674	--
105 Piggery Development	4,16,238	0	4,16,238	0	4,16,238	--
190 Loans to Public Sector and other undertakings	7,92,380	0	7,92,380	0	7,92,380	--
Total 6403 Loans for Animal Husbandry	15,35,292	0	15,35,292	0	15,35,292	--

STATEMENT NO. 18 - DETAILED STATEMENT OF LOANS AND ADVANCES BY GOVERNMENT

Head of Account	Balance as on 1st April 2003	Advance during the year	Total	Recovered during the year	Balance as on 31st March 2004	Interest received and credited to revenue
1	2	3	4	5	6	7
	Dr.	Dr.	Dr.	Cr.	Dr.	
6404 Loans for Dairy Development						
102 Dairy Development Projects	13,12,871	0	13,12,871	0	13,12,871	--
Total 6404 Loans for Dairy Development	13,12,871	0	13,12,871	0	13,12,871	--
6405 Loans for Fisheries						
800 Other Loans	4,77,937	0	4,77,937	0	4,77,937	--
Total 6405 Loans for Fisheries	4,77,937	0	4,77,937	0	4,77,937	--
6406 Loans for Forestry and Wild Life						
101 "Forest conservation, Development and Regeneration"	4,48,747	0	4,48,747	0	4,48,747	--
Total 6406 Loans for Forestry and Wild Life	4,48,747	0	4,48,747	0	4,48,747	--
6425 Loans for Co-operation						
106 Loans to Multipurpose Rural Cooperatives	2,27,740	0	2,27,740	0	2,27,740	--
108 Loans to other Cooperatives	26,29,865	0	26,29,865	49,060	25,80,805	--
Total 6425 Loans for Co-operation	28,57,605	0	28,57,605	49,060	28,08,545	--
Total (i) Loans for Agriculture and Allied Activities	82,32,274	0	82,32,274	49,060	81,83,214	--
(ii) Loans for Industry and Minerals						

STATEMENT NO. 18 - DETAILED STATEMENT OF LOANS AND ADVANCES BY GOVERNMENT

Head of Account	Balance as on 1st April 2003	Advance during the year	Total	Recovered during the year	Balance as on 31st March 2004	Interest received and credited to revenue
1	2	3	4	5	6	7
	Dr.	Dr.	Dr.	Cr.	Dr.	
6851 Loans for Village and Small Industries						
103 Handloom Industries	46,768	0	46,768	0	46,768	--
104 Handicraft Industries	57,066	0	57,066	0	57,066	--
109 Composite Village and Small Industries Cooperatives	33,467	0	33,467	0	33,467	--
200 Other Village Industries	27,684	0	27,684	0	27,684	--
Total 6851 Loans for Village and Small Industries	1,64,985	0	1,64,985	0	1,64,985	--
6860 Loans for Consumer Industries						
60 Others						
600 Others	92,98,938	0	92,98,938	0	92,98,938	--
Total 60-Others	92,98,938	0	92,98,938	0	92,98,938	--
Total 6860 Loans for Consumer Industries	92,98,938	0	92,98,938	0	92,98,938	--
6885 Loans for other Industries and Minerals						
01 Loans to Industrial Financial Institutions						
190 Loans to Public sector and other undertakings	2,02,87,000	0	2,02,87,000	0	2,02,87,000	--
800 Other Loans	14,14,157	0	14,14,157	0	14,14,157	--
Total 1-Loans to Industrial Financial Institutions	2,17,01,157	0	2,17,01,157	0	2,17,01,157	--
Total 6885 Loans for other Industries and Minerals	2,17,01,157	0	2,17,01,157	0	2,17,01,157	--
Total (ii) Loans for Industry and	3,11,65,080	0	3,11,65,080	0	3,11,65,080	--

STATEMENT NO. 18 - DETAILED STATEMENT OF LOANS AND ADVANCES BY GOVERNMENT

Head of Account	Balance as on 1st April 2003	Advance during the year	Total	Recovered during the year	Balance as on 31st March 2004	Interest received and credited to revenue
1	2	3	4	5	6	7
	Dr.	Dr.	Dr.	Cr.	Dr.	
Minerals						
(iii) Loans for Transport						
7075 Loans for other Transport Services						
60 Other Transport Services						
800 Other Loans	1,37,857	0	1,37,857	0	1,37,857	--
Total 60-Other Transport Services	1,37,857	0	1,37,857	0	1,37,857	--
Total 7075 Loans for other Transport Services	1,37,857	0	1,37,857	0	1,37,857	--
Total (iii) Loans for Transport	1,37,857	0	1,37,857	0	1,37,857	--
(iv) Loans for General Economic Services						
7452 Loans for Tourism						
01 Tourist Infrastructure						
190 Loans to Public Sector and other undertakings	1,680	0	1,680	0	1,680	--
Total 1-Tourist Infrastructure	1,680	0	1,680	0	1,680	--
Total 7452 Loans for Tourism	1,680	0	1,680	0	1,680	--
Total (iv) Loans for General Economic Services	1,680	0	1,680	0	1,680	--
Total II. Loans for Economic Services	3,95,36,891		3,95,36,891	49,060	3,94,87,831	--
III. Loans to Government Servants						

STATEMENT NO. 18 - DETAILED STATEMENT OF LOANS AND ADVANCES BY GOVERNMENT

Head of Account	Balance as on 1st April 2003	Advance during the year	Total	Recovered during the year	Balance as on 31st March 2004	Interest received and credited to revenue
1	2	3	4	5	6	7
	Dr.	Dr.	Dr.	Cr.	Dr.	
7610 Loans to Government Servants, etc						
201 House Building Advances	1,47,38,321	9,67,900	1,57,06,221	1,05,62,250	51,43,971	--
202 Advances for purchase of Motor Conveyances	- 2,43,243	0	-2,43,243	1,78,362	-4,21,605	--
800 Other Advances	- 76,290	0	-76,290	0	-76,290	--
Total 7610 Loans to Government Servants, etc	1,44,18,788	9,67,900	1,53,86,688	1,07,40,612	46,46,076	--
Total III. Loans to Government Servants	1,44,18,788	9,67,900	1,53,86,688	1,07,40,612	46,46,076	--
IV. Miscellaneous Loans						
7615 Miscellaneous Loans						
200 Miscellaneous loans	50,33,386	0	50,33,386	0	50,33,386	--
Total 7615 Miscellaneous Loans	50,33,386*	0	50,33,386	0	50,33,386	--
Total IV. Miscellaneous Loans	50,33,386		50,33,386		50,33,386	--
Total F. LOANS AND ADVANCES	6,28,13,065	9,67,900	6,37,80,965	1,07,89,672	5,29,91,293	--
GRAND TOTAL	6,28,13,065	9,67,900	6,37,80,965	1,07,89,672	5,29,91,293	--

* Out of Rs. 50,33,386 under miscellaneous loan, Rs. 49,96,464 represent due from a private firm M/S Jetmul Bhojraj who was erstwhile banker to the State Government.

As per the order of Hon'ble Supreme Court vide appeal No. 4367 of 1986, M/S Jetmul Bhojraj was liable to repay the outstanding loan from the sale proceeds of his own property located at Sikkim, no repayment has been made during the year.

STATEMENT NO. 19
STATEMENT SHOWING THE DETAILS OF EARMARKED BALANCES

Name of the Reserve Fund (1)	Balance as on 1st April 2003			Balance as on 31st March 2004		
	Cash (2) Rs.	Investment (3) Rs.	Total (4) Rs.	Cash (5) Rs.	Investment (6) Rs.	Total (7) Rs.
8222 Sinking Funds						
01 Appropriation for reduction or avoidance of Debt						
101 Sinking Funds	33,93,16,182	0	33,93,16,182	44,93,16,182	0	44,93,16,182
02 Sinking Fund Investment Account						
101 Sinking Fund- Investment Account	-33,93,16,182	33,93,16,182		-44,93,16,182	44,93,16,182	0
8235 General and Other Reserve Funds						
111 Calamity Relief Fund	4,09,50,904	0	4,09,50,904	7,03,55,648	0	7,03,55,648
112 Calamity Relief Fund - Investment Account	-2,50,00,000	2,50,00,000		-2,50,00,000	2,50,00,000	0
200 Other Funds	1,57,75,903	0	1,57,75,903	1,01,59,755	0	1,01,59,755
GRAND TOTAL :	3,17,26,807	36,43,16,182	39,60,42,989	5,55,15,403	47,43,16,182	52,98,31,585

ANNEXURE TO STATEMENT NO.19

A-SINKING FUND

8222 SINKING FUNDS
01-APPROPRIATION FOR REDUCTION OR AVOIDANCE OF DEBT
101 SINKING FUND

	Rs.		Rs.
Balance as on 1 st April, 2003	33,93,16,182	Amount transferred to Miscellaneous Government Account	NIL
Amount appropriated from Revenue during 2003-2004	11,00,00,000	Balance as on 31 st March 2004 (A)	44,93,16,182
Interest on Investment	NIL *		
Total	44,93,16,182	Total	44,93,16,182
		(A) Cash	NIL
		Investment	44,93,16,182
		TOTAL	44,93,16,182

02 SINKING FUND - INVESTMENT ACCOUNT
101 SINKING FUND - INVESTMENT ACCOUNT

	Rs.		Rs.
Balance as on 1 st April 2003	NIL	Sale of Securities	NIL
Purchase of Securities	NIL	Balance as on 31 st March, 2004	44,93,16,182
Investment (fix Deposit) in Nationalised Bank during 2003-2004	44,93,16,182		
Total	44,93,16,182	Total	44,93,16,182

* As per information furnished by the Finance Department, the whole amount of Sinking Fund balances were invested as a fixed deposit in Nationalised bank. As such no interest accrued on investment during this year.

APPENDIX

APPENDIX - I

Appendix to Statement No. 12 - in connection with Grants-in-aid to Local Bodies for the year 2003-2004

(In lakhs of Rupees)

Heads and Description	Actuals for the 2003-2004			Recipient Agency	Amount Received during 2003-04			Details of Assets created	Amount
	Plan	Non-Plan	Total		Plan	Non-Plan	Total		
1. Grant No. 1 Agriculture									
2401 Crop Husbandry									
196 – Assistance to Zilla Parishad/District level Panchayat	-	6.30	6.30	Sachiva Zilla Panchayat	-	6.30	6.30	No assets were created	
198 – Assistance to Gram Panchayat	1.00	-	1.00	Sachiva Zilla Panchayat	1.00	-	1.00	-do-	
2. Grant No. 2 Animal Husbandry									
2403 Animal Husbandry									
196 Assistance to Zilla Parishad/ District level Panchyat	-	2.00	2.00	*	*	*	*	-do-	
3. Grant No. 14 Medical & Public Health									
2210 Medical and Public Health									
03-Rural Health Service									
198-Assistance to Gram Panchayat	20.00	10.00	30.00	*	*	*	*	-do-	
4. Grant No. 16. Horticulture									
2401 Crop Husbandry									
00.196 – Assistance to Zilla Parishad/ District Level Panchayats	5.00	1.00	6.00	Sachiva Zilla Panchayat East West District	5.00	1.00	6.00	-do-	
00.198 – Assistance to Gram Panchayats	5.00	1.00	6.00	Sachiva Zilla Panchayat East West District	5.00	1.00	6.00	-do-	
5. Grant No. 36. Rural Development									
2515 Other Rural Development									
00.196 – Assistance to Zilla Parishad/ District Level Panchayats	457.00	-	457.00	*	*	*	*	Information about creation of assets, if any, was not readily available till the time of finalisation of accounts	
00.198 – Assistance to Gram Panchayats	1768.00	105.80	1873.80	*	*	*	*	* Name of recipient agencies and amount received during the year were not provided till finalisation of accounts	
3054 Roads and Bridges									
00.196 – Assistance to Zilla Parishad/ District Level Panchayats	-	10.80	10.80	*	*	*	*		

APPENDIX - II
Statement of Commitments - List of Incomplete Capital Works

Sl.No.	Name of Project	Cost of work + Sanction	Date of Commencement	Target Date of Completion	(In lakhs of Rupees)		Remarks
					Revised Cost (if any)	Expenditure upto date	
Capital Outlay on Education, Sports, Art and Culture							
1.	Daramdin Sr. Sec. School	120.72	08/2002	1/2003	-	39.13	
2.	Construction of Law College at Burtuk	214.00	10/2001	3/2003	-	162.36	
3.	Construction of 12 room of Yangyang Senior Secondary School	33.73	3/2003	12/2003	-	23.39	
4.	Construction of Lepcha House cum Museum at Daramdim	25.42	07/2003	6/2003	-	7.95	
5.	Construction of Stairway to Heaven at Daramdin	44.26	12/2002	11/2003	137.30	22.80	
6.	Construction of Palzor Stadium Complex	1975.00	3/2001	7/2004	2699.48	2287.47	
7.	Construction of gymnasium at Chungthang	69.76	02/2002	08/2004	-	39.25	
8.	Construction of gymnasium at Namchi	247.00	01/2004	10/2004	-	25.80	
9.	Development of play ground at Shchey	48.33	02/2004	06/2004	-	25.00	
Land Revenue Department							
1.	Construction of VLO Quarters (50:50)	96.60	1997-98	-	-	86.60	
Power Department							
1.	Rellichu	4122.00	2002	-	4822.00	639.46	
2.	132 KVA Rangit/Melli	3920.62	2002	2004	-	2897.94	
3.	APDRP	6343.00	2002	2004	15473.00	5237.79	
4.	Lachung-II	1882.36	1998	2004	2977.98	1109.54	
5.	JPH-I	586.00	1999	2003	687.78	641.60	
6.	Bulbulay/CSS	1254.27	2002	2004	1297.00	396.92	
7.	Manglay	695.44	1997	2004-05	1592.26	303.56	
8.	Rongnichu Stage II	646.74	1999	Oct/2002	-	557.77	
9.	Chaten	1202.00	2002	2005	-	36.68	
10.	Ringyang	1063.40	-	-	-	5.83	
11.	State Load dispatch Center (Non laps)	849.00	2002	2004	-	30.00	
12.	Ronglichu (CSS)	3505.69	2002	2006	-	616.19	
Water Security & Public Health Engineering Department							
1.	Augmentation of Ragpo water supply by lifting water from Ragpo Khola	138.05	1.2.2003	1.2.2003	-	96.62	Work held up due to revision in design
2.	Augmentation of Rongli WS Scheme	168.00	25.2.2004	24.2.2005	-	84.00	Work under progress
3.	Augmentation of Phodong WS Scheme	32.02	5.3.2004	5.12.2004	-	18.51	Work under progress

APPENDIX - II – Contd.
Statement of Commitments - List of Incomplete Capital Works

(In lakhs of Rupees)

Sl.No.	Name of Project	Cost of work + Sanction	Date of Commencement	Target Date of Completion	Revised Cost (if any)	Expenditure upto date	Remarks
4.	Improvement of Syari W/S Scheme at Syari const. Of 1.00 gallon tank	17.64	28.9.2002	27.7.2003		12.26	Running bill to be paid work under progress
5.	Improvement of Sayari W/S Scheme at Syari laying of pipes and cost of dist. Chamber	9.70	28.9.2002	27.7.2003	-	3.00	2 nd and R/A bill to be submitted.
6.	Augmentation of Gangtok W/S Scheme.	479.52	2.7.2003	31.12.2003	-	389.79	Work was held up for want of environmental clearance from Government.
7.	Const. Of reservoir cum sedimentation tank and protective work at Selep	147.14	8.9.2003	7.1.2003	-	111.39	Work under progress
8.	Augmentation of Jorethang W/S scheme.	335.55	1.8.2003	1.8.2004	-	83.97	Work under Progress.
9.	W/S Scheme to tourist cultural Center at Chemchey.	428.60	1.8.2003	1.8.2004	-	421.52	Work in Progress.
10.	W/S scheme to Solophuk for Shiva Mandir at Purano Namchi.	33.00	1.10.1998	1.12.1998	-	14.00	P.I given to STCS working estimate in process.
11.	Augmentation of Utteray W/S	127.09	1.3.2003	22.8.2003	-	68.81	Work in Progress.
12.	Const. of 3 Lakhs ltrs. Capacity RCCR/Tank at Thumki dara Const. of I/Tank at Tikchu Khola.	15.43	23.1.2003	22.8.2003	-	9.32	Work under Progress.
<u>SEWERAGE DIVISION</u>							
1.	Extension of Sewer Submain in Tadong Gairi Gaon Area.	18.94	1.8.2003	1.8.2004	-	18.41	Work in progress
2.	Extension of Sewer Submain in Tadong, SNT Colony, Gangtok	28.41	1.8.2003	1.8.2004	-	11.10	Work in progress
3.	Extension of Sewer system at CPWD General Pool Residential Complex, Baluwakhani, Gangtok	84.35	1.8.2003	1.8.2004	-	10.15	Work in progress
4.	Extension of Sewer System at Forest Colony area, Gangtok	103.53	1.8.2003	1.8.2004	-	28.92	Work in progress
5.	Extension of Sewer System at Pushpa Garage Compound, Sichey.	21.87	1.8.2003	1.8.2004	-	6.99	Work in progress
6.	Extension of Sewer main in Tamang Gumpa Area, Sichey.	111.92	1.8.2003	1.8.2004	-	80.48	Work in progress
7.	Extension of Sewer Submain for Bhumpagang GICI Qtr. Area, Mandar Lodge area, Gangtok.	55.29	1.8.2003	1.8.2004	-	15.74	Work in progress
8.	Extension of Sewer Submain to Samdur Holy Cross Area, Tadong.	16.50	1.8.2003	1.8.2004	-	1.70	Work not started
9.	Extension of Sewer System to Jordhara, Tadong.	16.22	1.8.2003	1.8.2004	-	0.66	Work not started
10.	Extension of Submain Sewer for College Valley, Tadong.	34.45	1.8.2003	1.8.2004	-	25.36	Work in progress
11.	Extension of Submain Sewer for Middle Samdur, Tadong.	36.02	1.8.2003	1.8.2004	-	12.14	Work in progress
12.	Extension of Submain Sewer for Samdu, Housing, Tadong.	35.29	1.8.2003	1.8.2004	-	22.14	Work in progress
13.	Extension of Submain Sewer below Krishi Bhawan, Tadong.	43.96	1.8.2003	1.8.2004	-	1.79	Work yet to be started.

APPENDIX - II – Contd.
Statement of Commitments - List of Incomplete Capital Works

(In lakhs of Rupees)

Sl.No.	Name of Project	Cost of work + Sanction	Date of Commencement	Target Date of Completion	Revised Cost (if any)	Expenditure upto date	Remarks
14.	Providing fencing of Sewage Treatment Plant, Adampool.	3.76	-	1.8.2004	-	-	Work yet to be started
15.	Rehabilitation of trunk sewer stretch between Hospital Dara and Gurudwara & Amdo golai and Tadong Bazar	28.42	1.8.2003	1.8.2004	-	20.24	Work under Progress
16.	Rehabilitation of trunk sewer stretch between break pressure tank & 7 th mile, Tadong.	41.36	1.8.2003	1.8.2004	-	34.51	Work under Progress
17.	Rehabilitation of trunk sewer stretch between break pressure tank & treatment Plant, Adampool.	94.46	1.8.2003	1.8.2004	-	3.93	Work under Progress
Health & Family Welfare Department							
1.	Construction of Machong PHC in East Sikkim	46.89	1.11.2001	-	-	30.21	Work was completed during 2003-04 but due to non availability of fund final payment could not be made
2.	Construction of class II single unit qtr. At Machong PHC	8.59	5.02.2002	-	-	6.87	Work was completed during 2003-04 but due to non availability of fund final payment could not be made
3.	Construction of class III six unit qtr. At Machong PHC	26.09	1.11.2001	-	-	19.04	Work was completed during 2003-04 but due to non availability of fund final payment could not be made
4.	Construction of class III six unit quarter at Pakyong	26.44	20.12.2001	-	-	22.04	Except electrification the Civil works was completed on September 2003
5.	Construction of Drug de-addiction center at Namchi S. Sikkim	8.00	1.09.2001	-	-	8.00	Out of 26 lakh only 8 lakh was received from central govt the balance amount have to be met up from state plan. Hence the work could not be completed
6.	Construction of Eye O. T. Hospital at Namchi S. Sikkim	15.00	24.08.2001	31.03.05	-	15.00	Out of 24 lakh only 15 lakh was received from central govt. Now on receipt of further Rs 8.94 lakhs on January 2004 the work is in progress.
7.	Construction of 100 bedded Hospital at Mangan.	395.00	02.03.1997	31.03.05	431.00	278.00	

APPENDIX - II – Concl.d.
Statement of Commitments - List of Incomplete Capital Works

(In lakhs of Rupees)							
Sl.No.	Name of Project	Cost of work + Sanction	Date of Commencement	Target Date of Completion	Revised Cost (if any)	Expenditure upto date	Remarks
Public Works Department (Building and Housing)							
1.	Construction of approach road and car park at SDM Complex, Rongli	32.33	15.3.2003	15.8.2003	-	15.93	Work under progress
2.	Construction of Sikkim Guest House at Kolkata	376.00	26.3.2002	25.9.2003	-	90.44	Work under progress
3.	Construction of Security Check Post at Rongpo	24.17	01.4.2003	31.3.2004	-	5.05	Work under progress
4.	Construction of Guest House at Karfectar	158.00	11.4.2002	10.10.2003	217.00	190.00	Work under progress
5.	Construction of DAC at Namchi	215.00	01.8.2002	28.2.2004	-	91.41	Work under progress
6.	Construction of Sub-jail at Namchi	505.80	31.7.2003	30.6.2005	-	276.00	Work under progress
7.	Construction of Annex Block of DAC at Namchi	235.90	28.8.2002	27.2.2004	-	200.00	Work under progress
8.	Construction of approach road at Sichey Housing Complex	66.44	15.2.2002	14.8.2002	-	31.80	Work under progress
9.	Construction of Quarters at Sichey Housing Complex	63.82	13.11.2003	12.10.2004	-	-	Work under progress
10.	Construction of composite building of Forest Department	60.00	-	-	-	3.45	Work under progress
11.	Construction of Quarter at Baluwakhani (Forest)	24.87	17.2.2003	4.05.2004	-	2.87	Work under progress
12.	Construction of Tribal Residential School at Sowam	252.76	11.6.2002	10.6.2004	-	135.96	Work under progress
13.	Construction of Police Housing Colony at 6 th Mile	112.07	6.09.2002	05.6.2003	-	50.47	Work under progress
14.	Construction of IRBN at Pipalay	67.54	31.3.2003	30.9.2004	97.84	75.10	Work under progress
15.	Construction of Police Training Center at Yangang	100.00	31.3.2003	30.3.2004	-	89.00	Work under progress
16.	Construction of Melli Check Post	40.50	26.3.2003	25.12.2003	54.43	20.00	Work under progress
17.	Development of Tourist Center at Yoksom	78.00	6.11.2000	6.05.2002	-	44.77	Work under progress
18.	Construction of Fire Station Building at Mangan	38.27	30.1.2003	29.9.2004	-	29.99	Work under progress

2

325

326

327

328

329

330

331





