




10109

# GOVERNMENT OF MIZORAM

F(Z/H)  
84

**FINANCE ACCOUNTS**  
**2004- 2005**



## TABLE OF CONTENTS


	Page(s)
Certificate of the Comptroller and Auditor General of India	iii
Introductory	1-3
<b>PART I- SUMMARISED STATEMENTS</b>	
Statement No.1- Summary of transactions	6-30
Statement No.2- Capital Outlay-Outside the Revenue Account (i) Progressive Capital outlay to end of 2004-2005	31-33
Statement No.3- Financial Results of Irrigation Works	34
Statement No.4- Debt Position - (i) Statement of Borrowings (ii) Other Obligations (iii) Service of Debt	35-37
Statement No.5- Loans and Advances by State Government- (i) Statement of loans and advances (ii) Recoveries in Arrears	38
Statement No.6- Guarantees given by the Government of Mizoram in respect of loans, etc., raised by statutory corporations, Government companies, local bodies and other institutions	39-40
Statement No.7- Cash balances and investments of cash balances	41-43
Statement No.8- Summary of balances under Consolidated Fund, Contingency Fund and Public Account	44-45
<b>PART II - DETAILED ACCOUNTS AND OTHER STATEMENTS</b>	
<b>Section A-Revenue and Expenditure</b>	
Statement No.9- Statement of Revenue and Expenditure for the year 2004-2005 expressed as a percentage of total Revenue/total Expenditure	48-50
Statement No.10- Statement showing the distribution between Charged and Voted Expenditure	51
Statement No.11- Detailed Account of Revenue Receipts by Minor Heads	52-75

	Page(s)
Statement No.12- Detailed Account of Expenditure by Minor Heads	76-125
Statement No.13- Detailed Statement of Capital Expenditure during and to end of the year 2004-2005	126-167
Statement No.14- Details of Investments of Government in Statutory corporations, Government companies, Other joints-stock companies, Co-operative Banks and Societies etc., to the end of 2004-2005	168-180
Statement No.15- Statement showing Capital and other Expenditure (other than on Revenue Account) to the end of 2004-2005 and the Principal sources from which funds were provided for that Expenditure	181-183
<b>Section B-Debt, Contingency Fund and Public Account</b>	
Statement No.16- Detailed Statement of Receipts, Disbursements and Balances under heads of Accounts relating to Debt, Contingency Fund and Public Accounts	186-192
Statement No.17- Detailed Statement of Debt and other Interest Bearing Obligations of Government Annexure to Statement No.17	193-196 197-204
Statement No.18- Detailed Statement of Loans and Advances made by Government	205-209
Statement No. 19- Statement showing the Details of Earmarked Balances Annexure to Statement No.19	210-212
Appendix - I Particulars of investment at the end of three years ending March, 2005	214-215
Appendix - II Statement of Commitments/List of incomplete Capital Works at the end of March, 2005	216-222
Appendix - III Details of Grants-in-Aid given by the State Government to Local Bodies.	224-225

**Certificate of the Comptroller and Auditor General of India**

This compilation containing the Finance Accounts of the Government of Mizoram for the year 2004-2005 presents the accounts of the receipts and outgoings of the Government for the year, together with the financial results disclosed by the revenue and capital accounts, the accounts of the public debt and the liabilities and assets as worked out from the balances recorded in the accounts. The Appropriation Accounts of the Government for the year for Grants and Charged Appropriations, presented separately, supplement this compilation.

These accounts have been prepared and examined under my direction in accordance with the requirements of the Comptroller and Auditor General's (Duties, Powers and Conditions of Service) Act, 1971. According to the best of my information, as a result of audit of these accounts, the accounts now presented read with the observations in this compilation, are correct statements of receipts and outgoings of the Government of Mizoram for the year 2004-2005. Points of interest arising out of the study of these accounts as well as test audit conducted during the year or earlier years are contained in my Report(s) being presented separately for the year 2004-2005, Government of Mizoram.




(Vijayendra N. Kaul)

New Delhi,

The

Comptroller and Auditor General of India



## INTRODUCTORY

1. The accounts of Government are kept in three parts:-

Part I - Consolidated Fund

Part II - Contingency Fund

Part III - Public Account

In Part I, there are two main divisions, viz.,-

(1) Revenue - consisting of sections for 'Receipt Heads (Revenue Account)', 'Expenditure Heads (Revenue Account)';

(2) Capital, Public Debt, Loans, etc. consisting of sections for 'Receipt Heads (Capital Account)', 'Expenditure Heads (Capital Account)', and 'Public Debt, Loans and Advances', etc.

### First Division

The first Division deals with the proceeds of taxation and other receipts classed as Revenue and the expenditure met therefrom, the net result of which represents the revenue surplus or deficit for the year.

### Second Division

In this division, the section 'Receipt Head (Capital Account)' deals with receipts of capital nature which cannot be applied as a set-off to capital expenditure.

The section 'Expenditure Heads (Capital Account)' deals with expenditure met usually from borrowed funds with the object either of increasing concrete assets of a material and permanent character or of reducing recurring liabilities. It also includes receipts of a Capital nature intended to be applied as a set-off against expenditure.

The section 'Public Debt, Loans and Advances', etc., comprises loans raised and their repayments by Government such as 'Internal Debt' and 'Loans and Advances' made (and their recoveries) by Government. The section also includes certain special types of heads for transaction relating to 'Transfers from the Consolidated Fund to the Contingency Fund' and 'Inter-State Settlement'.

In part II of the accounts are recorded the transactions connected with the Contingency Fund set up by Government under Article 267(2) of the Constitution of India.

In part III of the accounts, the transactions relating to 'Debt' (other than those included in Part I), 'Deposits', 'Advances', 'Remittances', and 'Suspense' are recorded. The transactions under 'Debt', 'Deposits', and 'Advances' in this part are those in respect of which Government incurs a liability to repay the moneys received or has a claim to recover the amounts paid, together with the repayments of the former ('Debt' and 'Deposit') and the recoveries of the latter ('Advances'). The transactions relating to

'Remittances' and 'Suspense' in this part embrace all heads which are merely adjusting heads under which appear such transactions as remittances of cash between treasuries and currency chests, accounts between different accounting circles, etc. The initial debits or credits to these heads will be cleared eventually by corresponding receipts or payments either within the same circle of account or in another account circle.

## 2. Sections and Heads of Accounts

Within each of the sections in Part I mentioned above, the transactions are grouped into sectors such as 'Tax-Revenue', 'Non-Tax Revenue' and 'Grants-in-aid and contributions' for the receipt heads (revenue account), and 'General Services', 'Social Services', 'Economic Services' and 'Grants-in-aid and contributions' for expenditure heads. Specific functions or services (such as Education, Sports, Art and Culture, Health and Family Welfare, Water Supply, Sanitation, Housing and Urban Development, etc., in respect of Social Services) are grouped in sectors for expenditure heads. In Part III (Public Account) also, the transactions are grouped into sectors, such as 'Small Savings', 'Provident Funds', 'Reserve Funds', etc. The sectors are sub-divided into major heads of account. In some cases, the sectors are, in addition, sub-divided into sub-sectors before their division into major heads of account.

The major heads are divided into minor heads, with a number of subordinate heads, generally known as sub-heads. The sub-heads are further divided into detailed heads. Under each of these heads, the expenditure is shown distributed between charged and voted. Sometimes major heads are also divided into sub-major heads before their further division into minor heads. Apart from the Sectoral and sub-sectoral classification the Major Heads, Sub-Major Heads, Minor Heads, Sub-Heads, Detailed Heads and Object Heads together constituted six-tier arrangement of the classification structure of the Government Accounts. The major, minor and sub-heads prescribed for the classification of expenditure in the general accounts are not necessarily identical with the Grants, sub-heads and other units of allotments which are adopted by the Governments for Demands for Grants presented to the Parliament or Legislatures but in general a certain degree of correlation is maintained between the Demand for Grants and the Finance Accounts.

The major heads of accounts, falling within the sectors for expenditure heads, generally correspond to functions of Government, while the minor heads, subordinate to them, identify the programmes undertaken to achieve the objectives of the function represented by the major head. The sub-head represents the scheme, the detailed head, the sub-scheme and object head of the object level of classification.

## 3 Coding Pattern

### Major Heads

From 1st April, 1987 a four digit code has been allotted to the major heads, the first digit indicating whether the major head is a Receipt head or Revenue Expenditure head or Capital Expenditure head or a Loan head.

The first digit of Code for Revenue Receipt head is either '0' or '1'. Adding 2 to the first digit code of the Revenue Receipt head will give the number allotted to corresponding Revenue Expenditure head; adding another 2, the Capital Expenditure head; and another 2, the Loan head of account. For example, for Crop Husbandry code 0401 represents the Receipts head, 2401, the revenue expenditure head, 4401, Capital Outlay head and 6401, Loan head



Such a pattern is, however, not relevant for those departments which are not operating Capital/Loan heads of accounts e.g. Department of Supply. In a few cases, where receipt and expenditure are not heavy, certain functions have been combined under a single major head, the functions themselves forming sub-major heads under that Major head.

#### Sub-Major Heads

A two digit code has been allotted, the code starting from 01 under each Major Head. Where no sub-major head exists, it is allotted a Code '00'. The nomenclature 'General' has been allotted Code '80' so that even after further sub-major heads are introduced the Code for 'General' will continue to remain the last one.


#### Minor Heads

These have been allotted a three digit code, the codes starting from '001' under each sub-major head (where there is no sub-major head). Codes from '001' to '100' and few codes '750' to '900' have been reserved for certain standard minor heads. The coding pattern for minor heads has been designed in such a way that in respect of certain minor heads having a common nomenclature under many major/sub-major heads, the same three digit code is adopted as far as possible.

Under this scheme of codification, the receipt major heads (revenue account) are assigned the block numbers from 0020 to 1606, expenditure major heads (revenue account) from 2011 to 3606, expenditure major heads (capital account) from 4046 to 5475 'major heads' under 'Public Debt' from 6001 to 6004 and those under 'Loans and Advances', 'Inter-State Settlement' and 'Transfer to Contingency Fund' from 6075 to 7999. The code number 4000 has been assigned for Capital receipt major head. The only major head 'Contingency Fund' in part II 'Contingency Fund' has been assigned the code number 8000. The major heads in the Public Account are assigned the code numbers from 8001 to 8999.

4. The transactions included in these accounts represent mainly the actual cash receipts and disbursements during the financial year April to March as distinguish from the amounts due to or from Government during the same period. The cash basis system is, however, not entirely suitable for recording the transactions and presenting the true state of affairs of Government commercial undertakings run on commercial principles. The detailed accounts of this class of undertakings are, therefore, maintained outside the regular accounts in proper commercial form and are subject to test-check by the Indian Audit and Accounts Department.

5. The figures of actuals shown in these accounts are net, after taking into account the recoveries, although the Demands for Grants presented to Legislature and the Appropriation Accounts are for gross expenditure and exclude credits and recoveries which are otherwise taken as reduction of expenditure.



**PART - I**

**SUMMARISED STATEMENTS**

## STATEMENT

## Receipts

RECEIPT HEADS (Revenue Account)	Actuals (In lakhs of rupees)	
	2003-2004	2004-2005 PART-I I-
<b>A. Tax Revenue</b>		
<b>(a) Taxes on Income and Expenditure</b>		
0020 Corporation Tax	35,35.00	44,33.00
0021 Taxes on Income Other than Corporation Tax	21,07.00	28,54.00
0028 Other Taxes On Income and Expenditure	4,07.72	4,36.64
<b>Total- (a) Taxes on Income and Expenditure</b>	<b>60,49.72</b>	<b>77,23.64</b>
<b>(b) Taxes on Property and Capital Transactions</b>		
0029 Land Revenue	71.96	86.25
0030 Stamps and Registration Fees	13.25	10.43
0032 Taxes on Wealth	3.00	10.00
<b>Total- (b) Taxes on Property and Capital Transactions</b>	<b>88.21</b>	<b>1,06.68</b>
<b>(c) Taxes on Commodities and Services</b>		
0037 Customs	27,81.00	31,28.00
0038 Union Excise Duties	40,65.00	43,33.00
0039 State Excise	1,36.20	1,40.40
0040 Taxes on Sales, Trade etc.	23,31.69	28,08.21
0041 Taxes on Vehicles	3,38.15	3,79.78
0042 Taxes on Goods and Passengers	61.01	68.66
0043 Taxes and Duties on Electricity	0.76	...
0044 Service Tax	4,92.00	8,29.00
0045 Other Taxes and Duties on Commodities and Services	74.45	16.77
<b>Total- (c) Taxes on Commodities and Services</b>	<b>1,02,80.26</b>	<b>1,17,03.82</b>
<b>Total- A. Tax Revenue</b>	<b>1,64,18.19</b>	<b>1,95,34.14</b>
<b>B. Non-Tax Revenue</b>		
<b>(a) Fiscal Services</b>		
Total- (a) Fiscal Services	...	...
<b>(b) Interest Receipts, Dividends and Profits</b>		
0049 Interest Receipts	3,27.07	3,65.51
<b>Total- (b) Interest Receipts, Dividends and Profits</b>	<b>3,27.07</b>	<b>3,65.51</b>
<b>(c) Other Non-Tax Revenue</b>		
<b>(i) General Services</b>		
0051 Public Service Commission	0.52	7.83
0055 Police	27.89	22.22

## NO. 1 SUMMARY OF TRANSACTIONS

## Disbursements

EXPENDITURE HEADS (Revenue Account)	Actuals (In lakhs of rupees)	
	2003-2004	2004-2005
<b>CONSOLIDATED FUND REVENUE</b>		
<b>A. GENERAL SERVICES</b>		
<b>(a) Organs of State</b>		
2011 Parliament/State/Union Territory Legislatures	5,46.48	8,14.26
2012 President, Vice-President/Governor/Administrator of Union Territories	1,52.01	1,64.78
2013 Council of Ministers	1,93.19	1,87.16
2014 Administration of Justice	4,95.25	5,00.71
2015 Elections	10,84.08	10,78.55
<b>Total- (a) Organs of State</b>	<b>24,71.01</b>	<b>27,45.46</b>
<b>(b) Fiscal Services</b>		
<b>(ii) Collection of Taxes on Property and Capital         Transactions</b>		
2029 Land Revenue	3,67.32	3,98.89
2030 Stamps and Registration	1.69	3.69
<b>Total- (ii) Collection of Taxes on Property and     Capital Transactions</b>	<b>3,69.01</b>	<b>4,02.58</b>
<b>(iii) Collection of Taxes on Commodities and         Services</b>		
2039 State Excise	6,70.45	7,18.16
2040 Taxes on Sales, Trade etc.	2,48.47	3,41.64
2041 Taxes on Vehicles	1,96.91	1,99.45
<b>Total- (iii) Collection of Taxes on Commodities and     Services</b>	<b>11,15.83</b>	<b>12,59.25</b>
<b>(iv) Other Fiscal Services</b>		
2047 Other Fiscal Services	51.65	58.18
<b>Total- (iv) Other Fiscal Services</b>	<b>51.65</b>	<b>58.18</b>
<b>Total- (b) Fiscal Services</b>	<b>15,36.49</b>	<b>17,20.01</b>
<b>(c) Interest payment and servicing of Debt</b>		
2048 Appropriation for reduction or avoidance of debt	4,00.00	5,00.00
2049 Interest Payments	1,66,62.10	1,81,49.64
<b>Total- (c) Interest payment and servicing of Debt</b>	<b>1,70,62.10</b>	<b>1,86,49.64</b>
<b>(d) Administrative Services</b>		
2051 Public Service Commission	1,30.48	1,30.08
2052 Secretariat-General Services	18,46.23	17,96.54
2053 District Administration	12,30.75	14,22.97
2054 Treasury and Accounts Administration	6,02.72	6,51.87
2055 Police	1,02,45.84	1,01,92.83

## STATEMENT

## Receipts

RECEIPT HEADS (Revenue Account) -Contd .	Actuals (In lakhs of rupees)	
	2003-2004	2004-2005
		PART-I
		I-
<b>B. Non-Tax Revenue-Contd.</b>		
<b>(c) Other Non-Tax Revenue-Contd.</b>		
<b>(i) General Services-Concltd.</b>		
0056 Jails	1.06	1.56
0057 Supplies and Disposals	41.06	43.95
0058 Stationery and Printing	88.30	37.80
0059 Public Works	3,68.23	2,89.60
0070 Other Administrative Services	2,16.55	2,25.38
0071 Contributions and Recoveries towards Pension and Other Retirement Benefits	23.59	31.83
0075 Miscellaneous General Services	6,72.17	9,03.26
Total- (i) General Services	<b>14,39.37</b>	<b>15,63.43</b>
<b>(ii) Social Services</b>		
0202 Education, Sports, Art and Culture	68.81	37.74
0210 Medical and Public Health	32.66	45.51
0211 Family Welfare	...	0.04
0215 Water Supply and Sanitation	3,91.78	4,27.44
0216 Housing	36.94	36.66
0220 Information and Publicity	7.19	3.75
0230 Labour and Employment	0.01	*
0235 Social Security and Welfare	29.71	0.26
Total- (ii) Social Services	<b>5,67.10</b>	<b>5,51.40</b>
<b>(iii) Economic Services</b>		
0401 Crop Husbandry	25.68	22.39
0403 Animal Husbandry	60.99	53.04
0404 Dairy Development	3.29	4.75
0405 Fisheries	6.05	0.23
0406 Forestry and Wild Life	3,16.10	2,73.82
0408 Food Storage and Warehousing	3.87	3.36
0425 Cooperation	15.87	2,01.29
0435 Other Agricultural Programmes	72.34	52.55
0506 Land Reforms	55.90	69.19
0515 Other Rural Development Programmes	0.77	7.97
0575 Other Special Areas Programmes	...	0.30
0702 Minor Irrigation	5.48	2.97
0801 Power	26,14.01	40,81.38

## NO. 1 SUMMARY OF TRANSACTIONS -Contd.

## Disbursements

EXPENDITURE HEADS (Revenue Account) -Contd.	Actuals (In lakhs of rupees)	
	2003-2004	2004-2005
<b>CONSOLIDATED FUND -Contd.</b>		
<b>REVENUE -Contd.</b>		
<b>A. GENERAL SERVICES-Concltd.</b>		
<b>(d) Administrative Services-Concltd.</b>		
2056 Jails	8,89.01	9,09.55
2057 Supplies and Disposals	52.34	57.13
2058 Stationery and Printing	4,60.93	5,17.57
2059 Public Works	9,50.01	12,84.26
2070 Other Administrative Services	21,25.28	24,42.32
<b>Total- (d) Administrative Services</b>	<b>1,85,33.59</b>	<b>1,94,05.12</b>
<b>(e) Pensions and Miscellaneous General Services</b>		
2071 Pensions and other Retirement Benefits	65,88.22	88,81.74
2075 Miscellaneous General Services	63.10	63.16
<b>Total- (e) Pensions and Miscellaneous General Services</b>	<b>66,51.32</b>	<b>89,44.90</b>
<b>Total- A. GENERAL SERVICES</b>	<b>4,62,54.51</b>	<b>5,14,65.13</b>
<b>B. SOCIAL SERVICES</b>		
<b>(a) Education, Sports, Art and Culture</b>		
2202 General Education	1,92,76.66	2,19,86.51
2203 Technical Education	7,71.66	8,51.06
2204 Sports and Youth Services	5,76.57	6,29.62
2205 Art and Culture	4,59.66	2,84.88
<b>Total- (a) Education, Sports, Art and Culture</b>	<b>2,10,84.55</b>	<b>2,37,52.07</b>
<b>(b) Health and Family Welfare</b>		
2210 Medical and Public Health	71,91.94	62,54.65
2211 Family Welfare	10,30.93	9,18.68
<b>Total- (b) Health and Family Welfare</b>	<b>82,22.87</b>	<b>71,73.33</b>
<b>(c) Water Supply, Sanitation, Housing and Urban Development</b>		
2215 Water Supply and Sanitation	37,43.99	41,97.44
2216 Housing	4,79.02	6,17.63
2217 Urban Development	12,11.01	13,26.49
<b>Total- (c) Water Supply, Sanitation, Housing and Urban Development</b>	<b>54,34.02</b>	<b>61,41.56</b>
<b>(d) Information and Broadcasting</b>		
2220 Information and Publicity	3,28.03	3,63.91
<b>Total- (d) Information and Broadcasting</b>	<b>3,28.03</b>	<b>3,63.91</b>

## STATEMENT

## Receipts

RECEIPT HEADS (Revenue Account) -Contd .	Actuals (In lakhs of rupees)	
	2003-2004	2004-2005
<b>B. Non-Tax Revenue-Concl.</b>		<b>PART-I</b>
<b>(c) Other Non-Tax Revenue-Concl.</b>		<b>I-</b>
<b>(iii) Economic Services-Concl.</b>		
0810 Non Conventional Sources of Energy	...	0.02
0851 Village and Small Industries	16.15	7.75
0852 Industries	...	*
0853 Non-ferrous Mining and Metallurgical Industries	3.05	5.94
1053 Civil Aviation	55.01	82.90
1054 Roads and Bridges	15.45	16.87
1055 Road Transport	1,49.22	1,36.81
1425 Other Scientific Research	0.98	1.11
1452 Tourism	40.55	43.50
1456 Civil Supplies	...	0.34
1475 Other General Economic Services	6.54	11.30
<b>Total- (iii) Economic Services</b>	<b>34,67.30</b>	<b>50,79.78</b>
<b>Total- (c) Other Non-Tax Revenue</b>	<b>54,73.77</b>	<b>71,94.61</b>
<b>Total- B. Non-Tax Revenue</b>	<b>58,00.84</b>	<b>75,60.12</b>
<b>C. Grants-in-Aid and Contributions</b>		
1601. Grants-in-Aid from Central Government	11,48,75.80	12,30,92.57
<b>Total- C. Grants-in-Aid and Contributions</b>	<b>11,48,75.80</b>	<b>12,30,92.57</b>
<b>Total - Receipt Heads (Revenue Account):</b>	<b>13,70,94.83</b>	<b>15,01,86.83</b>
<b>Revenue Surplus :</b>	<b>83,17.64</b>	<b>1,06,35.45</b>



## NO. 1 SUMMARY OF TRANSACTIONS -Contd.

## Disbursements

EXPENDITURE HEADS (Revenue Account) -Contd.	Actuals (In lakhs of rupees)	
	2003-2004	2004-2005
<b>CONSOLIDATED FUND -Contd.</b>		
<b>REVENUE -Contd.</b>		
<b>B. SOCIAL SERVICES-Concl.</b>		
<b>(e) Welfare of Schedule Castes, Schedule Tribes and Other Backward Classes</b>		
2225 Welfare of Scheduled Castes, Scheduled Tribes and Other Backward Classes	51,10.66	61,29.10
Total- (e) Welfare of Schedule Castes, Schedule Tribes and Other Backward Classes	<b>51,10.66</b>	<b>61,29.10</b>
<b>(f) Labour and Labour Welfare</b>		
2230 Labour and Employment	3,82.84	3,23.45
Total- (f) Labour and Labour Welfare	<b>3,82.84</b>	<b>3,23.45</b>
<b>(g) Social Welfare and Nutrition</b>		
2235 Social Security and Welfare	16,53.04	15,85.95
2236 Nutrition	7,03.07	7,08.00
2245 Relief on account of Natural Calamities	3,38.00	11,58.00
Total- (g) Social Welfare and Nutrition	<b>26,94.11</b>	<b>34,51.95</b>
<b>(h) Others</b>		
2250 Other Social Services	20.00	20.00
2251 Secretariat-Social Services	2,72.04	2,94.95
Total- (h) Others	<b>2,92.04</b>	<b>3,14.95</b>
Total- B. SOCIAL SERVICES	<b>4,35,49.12</b>	<b>4,76,50.32</b>
<b>C. ECONOMIC SERVICES</b>		
<b>(a) Agriculture and Allied Activities</b>		
2401 Crop Husbandry	52,63.26	63,71.59
2402 Soil and Water Conservation	6,26.94	7,15.44
2403 Animal Husbandry	20,48.20	20,59.14
2404 Dairy Development	1,42.24	1,12.08
2405 Fisheries	2,41.43	3,71.92
2406 Forestry and Wild Life	21,38.36	26,22.40
2408 Food, Storage and Warehousing	15,75.21	18,59.35
2415 Agricultural Research and Education	12.41	9.99
2425 Co-operation	5,57.02	5,93.64
2435 Other Agricultural Programmes	2,74.77	3,16.42
Total- (a) Agriculture and Allied Activities	<b>1,28,79.84</b>	<b>1,50,31.97</b>
<b>(b) Rural Development</b>		
2501 Special Programmes for Rural Development	3,10.62	3,87.68
2505 Rural Employment	2,77.04	4,09.70

## STATEMENT

## Receipts

RECEIPT HEADS (Revenue Account)	Actuals (In lakhs of rupees)	
	2003-2004	2004-2005
		PART-I
		I-

## NO. 1 SUMMARY OF TRANSACTIONS -Contd.

## Disbursements

EXPENDITURE HEADS (Revenue Account) -Contd.	Actuals (In lakhs of rupees)	
	2003-2004	2004-2005
<b>CONSOLIDATED FUND -Contd.</b>		
<b>REVENUE -Contd.</b>		
<b>C. ECONOMIC SERVICES-Contd.</b>		
<b>(b) Rural Development-Concltd.</b>		
2506 Land Reforms	10,37.61	6,11.28
2515 Other Rural Development Programmes	13,49.59	13,97.35
<b>Total- (b) Rural Development</b>	<b>29,74.86</b>	<b>28,06.01</b>
<b>(c) Special Areas Programmes</b>		
2552 North Eastern Areas	8,08.60	6,51.88
2575 Other Special Area Programmes	23.92	28.62
<b>Total- (c) Special Areas Programmes</b>	<b>8,32.52</b>	<b>6,80.50</b>
<b>(d) Irrigation and Flood Control</b>		
2701 Medium Irrigation	6.00	1.00
2702 Minor Irrigation	3,64.06	2,90.76
2705 Command Area Development	20.83	24.20
<b>Total- (d) Irrigation and Flood Control</b>	<b>3,90.89</b>	<b>3,15.96</b>
<b>(e) Energy</b>		
2801 Power	1,29,81.42	1,11,56.50
2810 Non-Conventional Sources of Energy	50.00	...
<b>Total- (e) Energy</b>	<b>1,30,31.42</b>	<b>1,11,56.50</b>
<b>(f) Industry and Minerals</b>		
2851 Village and Small Industries	18,04.74	24,04.46
2852 Industries	61.73	65.04
2853 Non-ferrous Mining and Metallurgical Industries	1,57.23	1,71.10
2885 Other Outlays on Industries and Minerals	1.00	...
<b>Total- (f) Industry and Minerals</b>	<b>20,24.70</b>	<b>26,40.60</b>
<b>(g) Transport</b>		
3053 Civil Aviation	1,23.18	1,71.12
3054 Roads and Bridges	34,04.35	34,72.55
3055 Road Transport	12,04.83	13,43.65
3056 Inland Water Transport	25.19	24.23
<b>Total- (g) Transport</b>	<b>47,57.55</b>	<b>50,11.55</b>
<b>(i) Science, Technology and Environment</b>		
3425 Other Scientific Research	1,04.79	1,04.83
3435 Ecology and Environment	15.00	15.00
<b>Total- (i) Science, Technology and Environment</b>	<b>1,19.79</b>	<b>1,19.83</b>

## STATEMENT

## Receipts

## RECEIPT HEADS (Revenue Account)

Actuals (In lakhs of rupees)	
2003-2004	2004-2005
	PART-I
	I-

**NO. 1 SUMMARY OF TRANSACTIONS -Contd.****Disbursements****EXPENDITURE HEADS (Revenue Account) -****Actuals**  
**(In lakhs of rupees)****CONSOLIDATED FUND -Contd.****2003-2004****2004-2005****REVENUE -Contd.****C. ECONOMIC SERVICES-Concl.****(i) General Economic Services**

3451 Secretariat-Economic Services	4,40.21	13,59.68
3452 Tourism	3,07.88	2,70.06
3454 Census Surveys and Statistics	3,65.83	3,58.96
3456 Civil Supplies	7,40.81	5,71.94
3475 Other General Economic Services	1,07.26	1,12.37
<b>Total- (i) General Economic Services</b>	<b>19,61.99</b>	<b>26,73.01</b>
<b>Total- C. ECONOMIC SERVICES</b>	<b>3,89,73.56</b>	<b>4,04,35.93</b>
<b>Total - Expenditure Heads (Revenue Account) :</b>	<b>12,87,77.19</b>	<b>13,95,51.38</b>

## STATEMENT

## Receipts

Actuals  
(In lakhs of rupees)

2003-2004 2004-2005

PART-I  
I-

## E. PUBLIC DEBT

6003	Internal Debt of the State Government	4,62,41.68	4,03,91.79
6004	Loans and Advances from the Central Government	80,02.50	67,77.90

<b>Total- E. PUBLIC DEBT</b>		<b>5,42,44.18</b>	<b>4,71,69.69</b>
------------------------------	--	-------------------	-------------------

## F. LOANS AND ADVANCES

Recoveries of Loans and Advances		20,04.62	22,30.06
----------------------------------	--	----------	----------

<b>Total- F. LOANS AND ADVANCES</b>		<b>20,04.62</b>	<b>22,30.06</b>
-------------------------------------	--	-----------------	-----------------

<b>Total : Public Debt . Loans etc.</b>		<b>5,62,48.80</b>	<b>4,93,99.75</b>
---	--	-------------------	-------------------

<b>Total Part-I Consolidated Fund</b>		<b>19,33,43.63</b>	<b>19,95,86.58</b>
---------------------------------------	--	--------------------	--------------------

PART - II

8000 Contingency Fund

Total Part-II Contingency Fund

... ..

PART - III

## I. SMALL SAVINGS, PROVIDENT FUNDS, ETC.

(a) National Small Savings Fund		36,40.77	32,86.00
(b) State Provident Funds		1,25,21.07	1,51,31.74
(c) Other Accounts		5,28.91	5,47.73

<b>Total I. SMALL SAVINGS, PROVIDENT FUNDS, ETC.</b>		<b>1,66,90.75</b>	<b>1,89,65.47</b>
--	--	-------------------	-------------------

## J. RESERVE FUND

(b) Reserve Funds not bearing Interest		8,34.81	16,91.60
--	--	---------	----------

<b>Total J. RESERVE FUND</b>		<b>8,34.81</b>	<b>16,91.60</b>
------------------------------	--	----------------	-----------------

## K. DEPOSITS AND ADVANCES

(a) Deposits bearing Interest		...	...
(b) Deposits not bearing Interest		2,84,00.83	2,94,10.60
(c) Advances		9,53.76	9,71.87

<b>Total K. DEPOSITS AND ADVANCES</b>		<b>2,93,54.59</b>	<b>3,03,82.47</b>
---------------------------------------	--	-------------------	-------------------

## L. SUSPENSE AND MISCELLANEOUS

(b) Suspense		(-)1,11,85.10	6,09.94
(c) Other Accounts		9,87,48.01	8,17,71.01

## NO. 1 -Contd.

## Disbursements

CONSOLIDATED FUND-Concl'd.	Actuals (In lakhs of rupees)	
	2003-2004	2004-2005
2) Capital, Public Debt, Loans etc. Expenditure Heads (Capital Account) (A)	3,71,67.89	3,29,53.51
<b>E. PUBLIC DEBT</b>		
6003 Internal Debt of the State Government	3,54,11.67	3,26,28.15
6004 Loans and Advances from the Central Government	1,01,94.27	27,34.96
<b>Total- E. PUBLIC DEBT</b>	<b>4,56,05.94</b>	<b>3,53,63.11</b>
<b>F. LOANS AND ADVANCES</b>		
Loans and Advances	37,22.76	34,40.90
<b>Total- F. LOANS AND ADVANCES</b>	<b>37,22.76</b>	<b>34,40.90</b>
<b>Total : Capital, Public Debt, Loans etc.</b>	<b>8,64,96.59</b>	<b>7,17,57.52</b>
<b>Total Part-I Consolidated Fund</b>	<b>21,52,73.78</b>	<b>21,13,08.90</b>
<b>CONTINGENCY FUND</b>		
8000 Contingency Fund	...	...
<b>Total Part II Contingency fund</b>	<b>...</b>	<b>...</b>
<b>PUBLIC ACCOUNT</b>		
<b>I. SMALL SAVINGS, PROVIDENT FUNDS, ETC.</b>		
(a) National Small Savings Fund	...	36.80
(b) State Provident Funds	40,79.37	59,58.68
(c) Other Accounts	1,42.05	2,93.13
<b>Total- I. SMALL SAVINGS, PROVIDENT FUNDS, ETC.</b>	<b>42,21.42</b>	<b>62,88.61</b>
<b>J. RESERVE FUND</b>		
(b) Reserve Funds not bearing Interest	7,37.48	7,77.06
<b>Total- J. RESERVE FUND</b>	<b>7,37.48</b>	<b>7,77.06</b>
<b>K. DEPOSITS AND ADVANCES</b>		
(a) Deposits bearing Interest	...	85.00
(b) Deposits not bearing Interest	1,96,93.40	2,25,37.73
(c) Advances	9,50.32	9,71.66
<b>Total- K. DEPOSITS AND ADVANCES</b>	<b>2,06,43.72</b>	<b>2,35,94.39</b>
<b>L. SUSPENSE AND MISCELLANEOUS</b>		
(b) Suspense	(-) 1,03,95.51	54,21.73
(c) Other Accounts	9,63,12.20	9,20,81.50
(d) Accounts with Governments of Foreign Countries	0.13	(-) 0.24 *

(A) Major Headwise details are given in Statement No.13

\* Minus figure is due to adjustment of earlier year's outstanding balances.

## STATEMENT

## Receipts

Actuals  
(In lakhs of rupees)

	2003-2004	2004-2005
--	-----------	-----------

## PART - III

## L. SUSPENSE AND MISCELLANEOUS-Concl'd.

(d) Accounts with Governments of Foreign Countries

... ..

<b>Total L. SUSPENSE AND MISCELLANEOUS</b>	<b>8,75,62.91</b>	<b>8,23,80.95</b>
--	-------------------	-------------------

## M. REMITTANCES

(a) Money Orders, and other Remittances

6,03,32.74 6,52,48.73

(b) Inter- Government Adjustment Account

... ..

<b>Total M. REMITTANCES</b>	<b>6,03,32.74</b>	<b>6,52,48.73</b>
-----------------------------	-------------------	-------------------

<b>Total Part III Public Account:</b>	<b>19,47,75.80</b>	<b>19,86,69.22</b>
---------------------------------------	--------------------	--------------------

<b>Total Part I, II and III</b>	<b>38,81,19.43</b>	<b>39,82,55.80</b>
---------------------------------	--------------------	--------------------

## N. Cash Balance

Opening cash Balance

<b>(-) 1,25,19.03</b>	<b>(-) 57,73.13 (a)</b>
-----------------------	-------------------------

<b>Grand Total</b>	<b>37,56,00.40</b>	<b>39,24,82.67</b>
--------------------	--------------------	--------------------



## NO. 1 -Contd.

## Disbursements

	Actuals (In lakhs of rupees)	
	2003-2004	2004-2005
<b>PUBLIC ACCOUNT-Concl'd.</b>		
<b>L. SUSPENSE AND MISCELLANEOUS-Concl'd.</b>		
<b>Total- L. SUSPENSE AND MISCELLANEOUS</b>	<b>8,59,16.82</b>	<b>9,75,02.99</b>
<b>M. REMITTANCES</b>		
(a) Money Orders, and other Remittances	5,45,98.28	6,33,04.30
(b) Inter- Government Adjustment Account	(-) 17.97	24.29
<b>Total- M. REMITTANCES</b>	<b>5,45,80.31</b>	<b>6,33,28.59</b>
<b>Total - Part III Public Account</b>	<b>16,60,99.75</b>	<b>19,14,91.64</b>
<b>Total Part I,II and III</b>	<b>38,13,73.53</b>	<b>40,28,00.54</b>
<b>N.Cash Balance</b>		
<b>Closing cash Balance</b>	<b>(-) 57,73.13</b>	<b>(-) 1,03,17.87 (a)</b>
<b>Grand Total</b>	<b>37,56,00.40</b>	<b>39,24,82.67</b>

**STATEMENT NO. 1-Contd.**  
**EXPLANATORY NOTES**

1. The Revenue Receipt in 2004-2005 includes Rs. 13,86,70.57 lakhs received from the Government of India against Rs. 12,79,08.80 lakhs received during the previous financial year. The details are as under :-

	2003-2004	2004-2005
	(In lakhs of rupees)	
(i) Share of net proceeds of the divisible Union Taxes :-		
(a) Taxes on Income Other than Corporation Tax	21,07.00	28,54.00
(b) Share of net proceeds assigned to States Total (i)	1,09,26.00	1,27,24.00
	1,30,33.00	1,55,78.00
(ii) Grants under provision to Art 275 (i) of the constitution	3,00,79.00	3,43,19.00
(iii) Block Grants	6,95,48.62	5,52,93.28
(iv) Other Grants (for details please refer to Major Head '1601' in Statement No .11)	1,52,48.18	3,34,80.29
Total	12,79,08.80	13,86,70.57

2. Taxation charges during the year :-

Information awaited from Government (September, 2005)

## STATEMENT NO. 1-Contd.

## EXPLANATORY NOTES - Contd.

## 3. Revenue Receipt :-

The increase of Rs. 1,30,92.00 lakhs in revenue (from Rs. 13,70,94.83 lakhs in 2003-2004 to Rs. 15,01,86.83 lakhs in 2004-2005 ) was mainly under the following heads :-

Sl.No.	Major Head of Account	Actuals		Increase	Reasons
		2003-2004	2004-2005		
( In lakhs of rupees )					
1.	0020 Corporation Tax	35,35.00	44,33.00	8,98.00	Due to increase in share of net proceeds assigned to states.
2.	0021 Taxes on Income other than Corporation Tax	21,07.00	28,54.00	7,47.00	Due to increase in share of net proceeds assigned to states.
3.	0028 Other Taxes On Income and Expenditure	4,07.72	4,36.64	28.92	The increase is mainly due to more receipts in Taxes on professions Trades Callings and employment and Expenditure Tax Act.1987.
4.	0037 Customs	27,81.00	31,28.00	3,47.00	Due to increase in share of net proceeds assigned to states.
5.	0038 Union Excise Duties	40,65.00	43,33.00	2,68.00	Due to increase in share of net proceeds assigned to states.
6.	0040 Taxes on Sales, Trades, etc.	23,31.69	28,08.21	4,76.52	The increase is due to more receipts under Central Sales Tax Act, State Sales Tax Act and other receipts.
7.	0041 Taxes on Vehicles	3,38.15	3,79.78	41.63	The increase is mainly due to more receipts from Indian Motor Vehicles Act, State Motor Vehicles Taxation and other receipts.
8.	0044 Service Tax	4,92.00	8,29.00	3,37.00	Due to increase in share of net proceeds assigned to states.
9.	0049 Interest Receipts	3,27.07	3,65.51	38.44	The increase is mainly due to more receipts under other receipts.
10.	0075 Miscellaneous General Services	6,72.17	9,03.26	2,31.09	Due to increase in receipts under State Lotteries.
11.	0215 Water Supply and Sanitation	3,91.78	4,27.44	35.66	The increase is due to more receipts under other receipts.
12.	0425 Co-operation	15.87	2,01.29	1,85.42	The increase is due to more receipts in Audit Fees and other receipts.
13.	0801 Power	26,14.01	40,81.38	14,67.37	The increase is due to more receipts in Transmission and Distribution and "other receipts under General".
14.	1053 Civil Aviation	55.01	82.90	27.89	Due to increase in other receipts.

STATEMENT NO. 1-Contd.  
EXPLANATORY NOTES - Contd.

3. Revenue Receipt-Concltd.

Sl.No.	Major Head of Account	Actuals		Increase	Reasons
		2003-2004	2004-2005		
		( In lakhs of rupees )			
15.	1601 Grants-in-aid from Central Government	11,48,75.80	12,30,92.57	82,16.77	The increase is mainly due to more receipts under Non-Plan Grants, Grants for Centrally Sponsored Plan Schemes and schemes of North Eastern Council.

## STATEMENT NO. 1-Contd.

## EXPLANATORY NOTES - Contd.

4. The increase as mentioned in SL No. 3 was partly counter balanced by decrease under the following heads:-

Sl. No.	Major Head of Account	Actuals		Decrease	Reasons
		2003-2004	2004-2005		
( In lakhs of rupees )					
1.	0045 Other Taxes and Duties on commodities and Services	74.45	16.77	57.68	The decrease is mainly due to less receipts in share of net proceeds assigned to States.
2.	0058 Stationery and Printing	88.30	37.80	50.50	The decrease is due to less receipts under Stationery receipts and other receipts.
3.	0059 Public Works	3,68.23	2,89.60	78.63	The decrease is due to less receipts under General-other receipts.
4.	0202 Education, Sports, Art and Culture	68.81	37.74	31.07	The decrease is mainly due to less receipts under General Education, Technical Education and Sports and Youth services.
5.	0235 Social Security and Welfare	29.71	0.26	29.45	The decrease is due to less receipts under Rehabilitation and other Social Security and Welfare Programmes.
6.	0406 Forestry and Wild Life	3,16.10	2,73.82	42.28	The decrease is due to less receipts under Sale of Timber and other forest produce.

## STATEMENT NO. 1-Contd.

## EXPLANATORY NOTES - Contd.

## 5. Expenditure on Revenue Account

The expenditure on Revenue Account increased from Rs. 12,87,77.19 lakhs during 2003-2004 to Rs 13,95,51.38 lakhs during 2004-2005. The increase of Rs. 1,07,74.19 lakhs was mainly under :-

Sl. No.	Major Head of Account	Actuals		Increase	Reasons
		2003-2004	2004-2005		
( In lakhs of rupees )					
1.	2011 Parliament/State/Union Territory Legislatures	5,46.48	8,14.26	2,67.78	Increase is mainly due to more expenditure under Legislative Assembly
2.	2029 Land Revenue	3,67.32	3,98.89	31.57	Due to increase in expenditure under Direction and Administration, Survey and Settlement Operations and Land Records.
3.	2039 State Excise	6,70.45	7,18.16	47.71	Increase is due to more expenditure under Direction and Administration and other Expenditure.
4.	2040 Taxes on Sales, Trades, etc.	2,48.47	3,41.64	93.17	Increase is mainly due to more expenditure under Direction and Administration.
5.	2048 Appropriation for reduction or avoidance of Debt	4,00.00	5,00.00	1,00.00	Increase is due to more expenditure under Sinking Fund.
6.	2049 Interest Payments	1,66,62.10	1,81,49.64	14,87.54	Due to increase in expenditure under Interest on Market Loans, Interest on Investment in special Central Government Securities, Interest on other Internal Debts, Interest on State Provident Funds and Interest on Insurance and Pension Funds.
7.	2053 District Administration	12,30.75	14,22.97	1,92.22	Due to increase in expenditure under District Establishments and other Establishments.
8.	2054 Treasury and Accounts Administration	6,02.72	6,51.87	49.15	Due to increase in expenditure under Directorate of Accounts and Treasuries.
9.	2056 Jails	8,89.01	9,09.55	20.54	Increase is mainly due to more expenditure under other expenditure.
10.	2058 Stationery and Printing	4,60.93	5,17.57	56.64	Due to increase in expenditure under Government Presses and Government Publications.

## STATEMENT NO. 1-Contd.

## EXPLANATORY NOTES - Contd.

## 5. Expenditure on Revenue Account-Contd.

Sl. No.	Major Head of Account	Actuals		Increase	Reasons
		2003-2004	2004-2005		
( In lakhs of rupees )					
11.	2059 Public Works	9,50.01	12,84.26	3,34.25	Due to increase in expenditure under Direction and Administration and Public Works and Workshops.
12.	2070 Other Administrative Services	21,25.28	24,42.32	3,17.04	Increase is due to more expenditure under Training, Vigilance, Home Guards, Guest Houses, Government Hostels etc. and other Expenditure.
13.	2071 Pensions and Other Retirement Benefits	65,88.22	88,81.74	22,93.52	Increase is due to more expenditure under Commuted Value of Pensions, Gratuities, Family Pensions, Leave Encashment Benefits and other Pensions.
14.	2202 General Education	1,92,76.66	2,19,86.51	27,09.85	Increase is due to more expenditure under Elementary Education, Secondary Education, University and Higher Education, Language Development and General.
15.	2203 Technical Education	7,71.66	8,51.06	79.40	Increase in expenditure is mainly under Polytechnics.
16.	2204 Sports and Youth Services	5,76.57	6,29.62	53.05	Increase is due to more expenditure in Direction and Administration, Youth Welfare Programmes for Students, Youth Welfare Programmes for Non-Students and Sports and Games.
17.	2215 Water Supply and Sanitation	37,43.99	41,97.44	4,53.45	Increase in expenditure is mainly under Water Supply.
18.	2216 Housing	4,79.02	6,17.63	1,38.61	Increase is due to more expenditure under Government Residential Buildings and Urban Housing.
19.	2217 Urban Development	12,11.01	13,26.49	1,15.48	Increase is due to more expenditure under State Capital Development and other Urban Development Schemes.

## STATEMENT NO. 1-Contd.

## EXPLANATORY NOTES - Contd.

## 5. Expenditure on Revenue Account-Contd.

Sl. No.	Major Head of Account	Actuals		Increase	Reasons	
		2003-2004	2004-2005			
( In lakhs of rupees )						
20.	2220	Information and Publicity	3,28.03	3,63.91	35.88	Increase is due to more expenditure under Films and others.
21.	2225	Welfare of Scheduled Castes, Scheduled Tribes and Other Backward Classes	51,10.66	61,29.10	10,18.44	Increase is due to more expenditure under General - other Expenditure.
22.	2245	Relief on Account of Natural Calamities	3,38.00	11,58.00	8,20.00	Increase is due to more expenditure under Calamity Relief Fund - Transfer to Reserve Funds and Deposit Accounts - Calamity Relief Fund.
23.	2251	Secretariat-Social Services	2,72.04	2,94.95	22.91	Increase is due to more expenditure under Secretariat.
24.	2401	Crop Husbandry	52,63.26	63,71.59	11,08.33	Increase is due to more expenditure under Direction and Administration, Food Grains Crops, Manures and Fertilisers, Extension and Farmers Training, Development of Oil Seeds, Horticulture and Vegetable Crops and other Expenditure.
25.	2402	Soil and Water Conservation	6,26.94	7,15.44	88.50	Increase in expenditure is due to more expenditure under Direction and Administration, Soil Conservation, Extension and Training and other Expenditure.
26.	2405	Fisheries	2,41.43	3,71.92	1,30.49	Increase in expenditure is due to more expenditure under Direction and Administration and Inland Fisheries.
27.	2406	Forestry and Wild Life	21,38.36	26,22.40	4,84.04	Increase in expenditure is mainly due to more expenditure under Forestry and Wild Life.
28.	2408	Food, Storage and Warehousing	15,75.21	18,59.35	2,84.14	Increase is due to more expenditure under Food-Direction and Administration, Food Subsidies and other Expenditure.



## STATEMENT NO. 1-Contd.

## EXPLANATORY NOTES - Contd.

## 5. Expenditure on Revenue Account-Contd.

Sl. No.	Major Head of Account	Actuals		Increase	Reasons	
		2003-2004	2004-2005			
( In lakhs of rupees )						
29.	2425	Co-operation	5,57.02	5,93.64	36.62	Increase is due to more expenditure under Direction and Administration and Assistant to other Co-operatives.
30.	2435	Other Agricultural Programmes	2,74.77	3,16.42	41.65	Increase in expenditure is mainly under Marketing and Quality Control - Grading and Quality Control Facilities and other Expenditure.
31.	2501	Special Programmes for Rural Development	3,10.62	3,87.68	77.06	Increase is due to more expenditure under Self Employment Programmes.
32.	2505	Rural Employment	2,77.04	4,09.70	1,32.66	Increase is due to more expenditure under National Programmes - Jawahar Gram Samridhi Yojana.
33.	2515	Other Rural Development Programmes	13,49.59	13,97.35	47.76	Increase is due to more expenditure under Direction and Administration.
34.	2851	Village and Small Industries	18,04.74	24,04.46	5,99.72	Increase is due to more expenditure under Direction and Administration, Industrial Estate, Small Scale Industries, Khadi and Village Industries, Sericulture Industries, Monitoring and Evaluation and other Expenditure.
35.	3053	Civil Aviation	1,23.18	1,71.12	47.94	Increase in expenditure is due to more expenditure under Aeronautical Services Communication.
36.	3054	Roads and Bridges	34,04.35	34,72.55	68.20	Increase is due to more expenditure under District and other Roads and General

## STATEMENT NO. 1-Contd.

## EXPLANATORY NOTES - Contd.

## 5. Expenditure on Revenue Account-Concl'd.

Sl. No.	Major Head of Account	Actuals		Increase	Reasons
		2003-2004	2004-2005		
( In lakhs of rupees )					
37.	3055 Road Transport	12,04.83	13,43.65	1,38.82	Increase is due to more expenditure under Direction and Administration.
38.	3451 Secretariat-Economic Services	4,40.21	13,59.68	9,19.47	Increase is due to more expenditure under Secretariat, Planning Commission/Planning Board and District Planning Machinery.

**STATEMENT NO. 1-Contd.**  
**EXPLANATORY NOTES - Contd.**

**6. Expenditure on Revenue Account**

The increase as mention in serial no 4 was partly offset by decrease under the following heads :-

Sl. No.	Major Head of Account	Actuals		Decrease	Reasons
		2003-2004	2004-2005		
( In lakhs of rupees )					
1.	2052 Secretariat-General Services	18,46.23	17,96.54	49.69	Mainly due to less expenditure under Secretariat and other offices.
2.	2055 Police	1,02,45.84	1,01,92.83	53.01	Mainly due to decrease in expenditure under Direction and Administration and Village Police.
3.	2205 Art and Culture	4,59.66	2,84.88	1,74.78	Mainly due to decrease in expenditure under Archives, Public Libraries, Museums and Antropological Survey.
4.	2210 Medical and Public Health	71,91.94	62,54.65	9,37.29	Decrease in expenditure is mainly due to less expenditure under Urban Health Services- Allopathy and Rural Health Services- Allopathy.
5.	2211 Family Welfare	10,30.93	9,18.68	1,12.25	Mainly due to less expenditure under Training, Rural Family Welfare Services, Urban Family Welfare Services, Maternity and Child Health, Compensation, Other Services and Supplies and Internal Co-operation.
6.	2230 Labour and Employment	3,82.84	3,23.45	59.39	Due to less expenditure under Labour, Employment Service and Training.
7.	2235 Social Security and Welfare	16,53.04	15,85.95	67.09	Decrease in expenditure is mainly due to less expenditure under Rehabilitation and Social Welfare
8.	2404 Dairy Development	1,42.24	1,12.08	30.16	Due to less expenditure under Assistance to Co-operatives and other Bodies.
9.	2506 Land Reforms	10,37.61	6,11.28	4,26.33	Mainly due to less expenditure under Direction and Administration and Regulation of Land Holding and Tenancy.

## STATEMENT NO. 1-Concl.

## EXPLANATORY NOTES - Concl.

## 6. Expenditure on Revenue Account-Concl.

Sl. No.	Major Head of Account	Actuals		Decrease	Reasons
		2003-2004	2004-2005		
10.	2552 North Eastern Areas	8,08.60	6,51.88	1,56.72	Decrease in expenditure is due to less expenditure under Horticulture, Animal Husbandry and Veterinary, Fisheries, Soil and Water Conservation and Sports and Games.
11.	2702 Minor Irrigation	3,64.06	2,90.76	73.30	Mainly due to less expenditure under Surface Water and general.
12.	2801 Power	1,29,81.42	1,11,56.50	18,24.92	Mainly due to less expenditure under Hydel Generation and Diesel/Gas Power Generation.
13.	3452 Tourism	3,07.88	2,70.06	37.82	Mainly due to less expenditure under General - Direction and Administration and Training.
14.	3456 Civil Supplies	7,40.81	5,71.94	1,68.87	Mainly due to less expenditure under Direction and Administration.

## STATEMENT NO. 2

## CAPITAL OUTLAY OUTSIDE THE REVENUE ACCOUNT

## (i) Progressive Capital Outlay to end of 2004-2005

Serial No.	Major Head of Account	Expenditure upto 2003-2004	Expenditure during 2004-2005	Total
(In lakhs of rupees)				
<b>A. Capital Account of General Services</b>				
1.	4055 Capital Outlay on Police	28,05.25	4,27.06	32,32.31
2.	4058 Capital Outlay on Stationery and Printing	3,38.61	...	3,38.61
3.	4059 Capital Outlay on Public Works	78,96.95	6,67.54	85,64.49
Total - A. Capital Account of General Services		1,10,40.81	10,94.60	1,21,35.41
<b>B. Capital Account of Social Services</b>				
<b>(a) Capital Account of Education, Sports, Art and Culture</b>				
4.	4202 Capital Outlay on Education, Sports, Art and Culture	28,19.43	12,88.89	41,08.32
Total - (a) Capital Account of Education, Sports, Art and Culture		28,19.43	12,88.89	41,08.32
<b>(b) Capital Account of Health and Family Welfare</b>				
5.	4210 Capital Outlay on Medical and Public Health	55,41.76	6,37.82	61,79.58
6.	4211 Capital Outlay on Family Welfare	52.14	...	52.14
Total - (b) Capital Account of Health and Family Welfare		55,93.90	6,37.82	62,31.72
<b>(c) Capital Account of Water Supply, Sanitation, Housing and Urban Development</b>				
7.	4215 Capital Outlay on Water Supply and Sanitation	3,19,94.53	44,49.86	3,64,44.39
8.	4216 Capital Outlay on Housing	36,08.58	2,10.00	38,18.58
9.	4217 Capital Outlay on Urban Development	1,46,82.42	6,57.30	1,53,39.72
Total - (c) Capital Account of Water Supply, Sanitation, Housing & Urban Development		5,02,85.53	53,17.16	5,56,02.69
<b>(d) Capital Account of Information and Broadcasting</b>				
10.	4220 Capital Outlay on Information and Publicity	1,95.45	28.00	2,23.45
Total - (d) Capital Account of Information and Broadcasting		1,95.45	28.00	2,23.45
<b>(g) Capital Account of Social Welfare and Nutrition</b>				
11.	4235 Capital Outlay on Social Security and Welfare	10,49.80	5,25.28	15,75.08
Total - (g) Capital Account of Social Welfare and Nutrition		10,49.80	5,25.28	15,75.08
Total - B. Capital Account of Social Services		5,99,44.11	77,97.15	6,77,41.26
<b>C. Capital Account of Economic Services</b>				
<b>(a) Capital Account of Agriculture and Allied Activities</b>				
12.	4401 Capital Outlay on Crop Husbandry	39,43.39	2,06.30	41,49.69
13.	4402 Capital Outlay on Soil and Water Conservation	3,15.03	99.85	4,14.88
14.	4403 Capital Outlay on Animal Husbandry	8,24.41	...	8,24.41

## STATEMENT NO. 2-Contd.

## (i) Progressive Capital Outlay to end of 2004-2005

Serial No.	Major Head of Account	Expenditure upto 2003-2004	Expenditure during 2004-2005	Total
(In lakhs of rupees)				
<b>C. Capital Account of Economic Services-Contd.</b>				
<b>(a) Capital Account of Agriculture and Allied Activities-Concl'd.</b>				
15.	4404 Capital Outlay on Dairy Development	44.99	...	44.99
16.	4405 Capital Outlay on Fisheries	5,25.56	0.39	5,25.95
17.	4406 Capital Outlay on Forestry and Wild Life	11,51.62	2,76.03	14,27.65
18.	4408 Capital Outlay on Food Storage and Warehousing	78,77.57	9,62.83	88,40.40
19.	4416 Investments in Agricultural Financial Institution	3.75	...	3.75
20.	4425 Capital Outlay on Co-operation	13,98.98	...	13,98.98
21.	4435 Capital Outlay on other Agricultural Programmes	2,00.00	1,08.07	3,08.07
Total - (a) Capital Account of Agriculture and Allied Activities		1,62,85.30	16,53.47	1,79,38.77
<b>(b) Capital Account of Rural Development</b>				
22.	4515 Capital Outlay on other Rural Development Programmes	20,16.09	1,95.81	22,11.90
Total - (b) Capital Account of Rural Development		20,16.09	1,95.81	22,11.90
<b>(c) Capital Account of Special Areas Programme</b>				
23.	4552 Capital Outlay on North Eastern Areas	1,39,02.74	35,55.06	1,74,57.80
24.	4575 Capital Outlay on other Special Areas Programmes	26,83.05	12,15.43	38,98.48
Total - (c) Capital Account of Special Areas Programme		1,65,85.79	47,70.49	2,13,56.28
<b>(d) Capital Account of Irrigation and Flood Control</b>				
25.	4701 Capital Outlay on Medium Irrigation	96.31	...	96.31
26.	4702 Capital Outlay on Minor Irrigation	38,48.64	12,10.68	50,59.32
27.	4705 Capital Outlay on Command Area Development	2.43	...	2.43
Total - (d) Capital Account of Irrigation and Flood Control		39,47.38	12,10.68	51,58.06
<b>(e) Capital Account of Energy</b>				
28.	4801 Capital Outlay on Power Projects	5,39,39.92	52,83.06	5,92,22.98
29.	4810 Capital Outlay on Non-Conventional Sources of Energy	1,96.12	...	1,96.12
Total - (e) Capital Account of Energy		5,41,36.04	52,83.06	5,94,19.10
<b>(f) Capital Account of Industry and Minerals</b>				
30.	4851 Capital Outlay on Village and Small Industries	36,38.80	3,78.91	40,17.71
31.	4852 Capital Outlay on Iron and Steel Industries	2.39	...	2.39
32.	4853 Capital Outlay on Non-ferrous Mining and Metallurgical Industries	37.02	...	37.02

## STATEMENT NO. 2-Concl'd.

## (i) Progressive Capital Outlay to end of 2004-2005

Serial No.	Major Head of Account	Expenditure upto 2003-2004	Expenditure during 2004-2005	Total
(In lakhs of rupees)				
<b>C. Capital Account of Economic Services-Concl'd.</b>				
<b>(f) Capital Account of Industry and Minerals-Concl'd.</b>				
33.	4858 Capital Outlay on Engineering Industries	(a)	...	(a)
34.	4885 Other Capital Outlay on Industries and Minerals	76.75	...	76.75
Total - (f) Capital Account of Industry and Minerals		37,54.96	3,78.91	41,33.87
<b>(g) Capital Account of Transport</b>				
35.	5053 Capital Outlay on Civil Aviation	1,00,85.81	...	1,00,85.81
36.	5054 Capital Outlay on Roads and Bridges	5,56,36.75	1,01,94.38	6,58,31.13
37.	5055 Capital Outlay on Road Transport	28,61.25	1,61.00	30,22.25
Total - (g) Capital Account of Transport		6,85,83.81	1,03,55.38	7,89,39.19
<b>(i) Capital Account of General Economic Services</b>				
38.	5452 Capital Outlay on Tourism	7,24.34	2,13.96	9,38.30
39.	5475 Capital Outlay on other General Economic Services	2.19	...	2.19
Total - (i) Capital Account of General Economic Services		7,26.53	2,13.96	9,40.49
Total - C. Capital Account of Economic Services		16,60,35.90	2,40,61.76	19,00,97.66
<b>TOTAL - EXPENDITURE HEADS ( Capital Account )</b>		23,70,20.82	3,29,53.51	26,99,74.33

## EXPLANATORY NOTES

Investments:- In 2004-2005, Government has not invested in Government Companies and in Co-operative Societies. The total investments of Government in the share Capital of different concerns at the end of 2002-2003, 2003-2004 and 2004-2005 were Rs. 11,67.86 lakhs, Rs. 11,67.86 lakhs and Rs. 11,67.86 lakhs respectively. No dividend received for the years 2002-2003, 2003-2004 and 2004-2005.

Further details are given in Statement No. 13 and Appendix -I.

**STATEMENT NO. 3**  
**FINANCIAL RESULTS OF IRRIGATION WORKS**

The State Government has not yet declared any Irrigation Project as Commercial/Productive.



## STATEMENT NO. 4

## DEBT POSITION

## (i) Statement of Borrowings

Nature of Debt	Amount on 1st April 2004	Receipts during the year	Repayment during the year	Amount on 31st March 2005	Net Increase(+) or decrease (-)
( In lakhs of rupees )					
<b>E. Public Debt</b>					
(a) Internal Debt of the State Government	8,81,52.56	4,03,91.79	3,26,28.15	9,59,16.20	(+) 77,63.64
(b) Loans and Advances from the Central Government	5,60,36.18	67,77.90	27,34.96	6,00,79.12	(+) 40,42.94
<b>Total</b>	<b>14,41,88.74</b>	<b>4,71,69.69</b>	<b>3,53,63.11</b>	<b>15,59,95.32</b>	<b>(+) 1,18,06.58</b>
<b>I. Small Savings, Provident Funds, Etc.</b>					
Investments of National Small Savings Fund	74.85.77	32,86.00	36.80	1,07,34.97	(+) 32,49.20
State Provident Funds	4,81,30.81	1,51,31.74	59,58.68	5,73,03.87	(+) 91,73.06
Insurance and Pension Funds	45,46.13	5,47.73	2,93.13	48,00.73	(+) 2,54.60
<b>Total</b>	<b>6,01,62.71</b>	<b>1,89,65.47</b>	<b>62,88.61</b>	<b>7,28,39.57</b>	<b>(+) 1,26,76.86</b>
<b>Grand Total</b>	<b>20,43,51.45</b>	<b>6,61,35.16</b>	<b>4,16,51.72</b>	<b>22,88,34.89</b>	<b>(+) 2,44,83.44</b>

No law under Article 293 of the Constitution has been passed by the State Legislature laying down the limit within which Government may borrow on the security of the Consolidated Fund of the State.

## EXPLANATORY NOTES

1. Market loans bearing interest : These are long term loans (which have a currency of more than 12 months) raised in the open market to finance various projects, etc. During the year a loan of Rs.15.50 Crores, Rs.9.96 Crores, Rs. 16.81 Crores and Rs. 46.82 Crores bearing 5.60%, 7.32%, 7.36% and 7.20% respectively interest were raised . The loans are redeemable during the years 2014, 2014, 2014 and 2017 respectively.

Arrangement for amortisation : The arrangement have been made by the Government for amortisation of open markets loans commencing from the year 2000-2001. The operation of the scheme has come into force with effect from the financial year 2000-2001.

(a) Sinking Fund: The balance in the Fund at the commencement and at the end of 2004-2005 are given

	Balance on 1st April 2004	Addition during the year (In lakhs of rupees)	Interest on Investment	Withdrawal during the year	Balance on 31st March 2005
Sinking Fund	11,24.62	5,00.00	...	...	16,24.62

Out of the balance at credit , Rs. 16,24.62 lakhs were invested in Government of India Securities . No amount were merged in cash balance of the state.

## STATEMENT NO. 4-Contd.

## EXPLANATORY NOTES-Contd.

(b) Particulars of outstanding loans from the Life Insurance Corporation of India, loans from the National Bank for Agricultural and Rural Development, loans from the National Co-operative Development and Loans from Other Institutions are given in Statement No.17.

(c) Ways and Means Advances from the Reserve Bank of India. This comprises borrowings of a purely temporary character repayable within twelve months, such as Ways and Means advances or temporary overdrafts from the Reserve Bank of India. Please see explanatory Note in Statement No.7.

2. Loans from the Government of India - During 2004-2005 the State Government, received loans amounting to Rs. 67,77.90 lakhs of which Rs.59,71.25 lakhs, Rs. 1,41.68 lakhs and Rs.6,64.97 lakhs were on account of State Plan Schemes, Centrally Sponsored Plan Schemes and Special Plan Schemes respectively. Details of the loans taken by the State Government from the Government of India are given in Statement No. 17.

3. Small Savings, Provident Fund etc. - These comprise the balance of Government servants in the Provident Funds. Details are given in Statement No.17.

During the year 2004-2005 Rs. 67,77.90 lakhs were received by State Government as Loans and Advances from Central Government and Rs. 27,34.96 lakhs were repaid.

## (ii) Other Obligations

In addition to the above, the balances at the credit of earmarked and other funds as also certain deposits, to the extent these have not been invested but are merged with the general cash balance of the Government, constitute the liability of Government. The amount of such liability at the end of March 2005 are shown below (further details are given in Statement No. 16)

Nature of Obligations	Balance on 1st April 2004	Receipts during the year	Repayment during the year	Balance on 31st March 2005	Net Increase(+) or decrease (-) during the year
	( In lakhs of rupees )				
Deposit bearing interest such as Civil deposits, deposits of local funds etc.	3,40.01*	...	85.00	2,55.01	(-) 85.00
Non-interest bearing obligations, such as deposit of local funds, civil deposits, other earmarked funds, etc.	3,41,96.60	3,11,02.20	2,33,14.79	4,19,84.01	(+) 77,87.41
<b>Total</b>	<b>3,45,36.61*</b>	<b>3,11,02.20</b>	<b>2,33,99.79</b>	<b>4,22,39.02</b>	<b>(+) 77,02.41</b>

\* The difference of Rs.0.01 lakh between last year's Closing Balance and this year's Opening Balance is due to rounding.

## STATEMENT NO. 4-Concl'd.

## EXPLANATORY NOTES-Concl'd.

## (iii) Service of Debt

Interest on debt and other obligations :- The outstanding gross debt and other obligations and the total net amount met from revenue during 2003-2004 and 2004-2005 as interest charges were as shown below :-

	2003-2004	2004-2005	Net increase(+) or decrease(-) during the year
	(In lakhs of rupees)		
Gross Debt and other obligation outstanding at the end of year	23,88,88.05	27,10,73.91	(+) 3,21,85.86
Interest paid by Government on Public debt , Small savings , Provident fund , Etc	1,66,62.10	1,81,49.64	(+) 14,87.54
Total Interest paid	1,66,62.10	1,81,49.64	(+) 14,87.54
(i) Interest received on loans and advances given by Government	1,87.49	2,51.99	(+) 64.50
(ii) Interest realised on investment of cash balance	1,17.20	1,03.21	(-) 13.99
(iii) Interest realised on Capital contribution to the public sector and other undertakings	22.38	10.31	(-) 12.07
Total (i) , (ii) and (iii)	3,27.07	3,65.51	(+) 38.44
Net amount of interest charges	1,63,35.03	1,77,84.13	(+) 14,49.10
Percentage of gross interest to total revenue receipts	12.15	12.08	(-) 0.07
Percentage of net interest to total revenue receipts	11.92	11.84	(-) 0.08

The Government has not received dividend on investment in commercial undertaking etc. during the year.

Appropriation for reduction or avoidance of debt during 2004-2005 an amount of Rs.5,00.00 lakhs transfer to Sinking Fund from Revenue for repayment of loans.

## STATEMENT NO. 5

## LOANS AND ADVANCES BY THE STATE GOVERNMENT

## (i) STATEMENT OF LOANS AND ADVANCES

Serial Number	Categories of Loans and advances	Amount Outstanding on 1st April 2004	Amount Paid during the year	Amount repaid during the year	Amount Outstanding on 31st March 2005	Net Addition during the year
( In lakhs of rupees )						
<b>1. Loans for Social Services</b>						
	Loans for Education, Sports, Art and Culture	...	45.90	...	45.90	(+) 45.90
	Loans for Housing	2,23,53.96	33,50.00	16,69.19	2,40,34.77	(+) 16,80.81
	Loans for Urban Development	1,21.61	...	0.94	1,20.67	(-) 0.94
	Loans for Social Security and Welfare	1,12.87	...	...	1,12.87	...
	<b>Total :- 1. Loans for Social Services</b>	<b>2,25,88.44</b>	<b>33,95.90</b>	<b>16,70.13</b>	<b>2,43,14.21</b>	<b>(+) 17,25.77</b>
<b>2. Loans for Economic Services</b>						
	Loans for Crop Husbandry	(-) 0.35	...	...	(-) 0.35	...
	Loans for Animal Husbandry	20.11	...	...	20.11	...
	Loans for Co-operation	7,05.17	...	28.25	6,76.92	(-) 28.25
	Loans for Agricultural Programmes	9,22.81	...	...	9,22.81	...
	Loans for Power Projects	1,60.60	...	...	1,60.60	...
	Loans for Village and Small Industries	3,48.06	...	0.60	3,47.46	(-) 0.60
	Loans for other Industries	2,25.00	...	...	2,25.00	...
	Loans for Road Transport	2.01	...	...	2.01	...
	<b>Total :- 2. Loans for Economic Services</b>	<b>23,83.41</b>	<b>...</b>	<b>28.85</b>	<b>23,54.56</b>	<b>(-) 28.85</b>
<b>3. Loans to Government Servant etc</b>						
	Loans to Government Servants, etc	17,49.54	45.00	5,31.08	12,63.46	(-) 4,86.08
	<b>Total :- 3. Loans to Government Servant etc</b>	<b>17,49.54</b>	<b>45.00</b>	<b>5,31.08</b>	<b>12,63.46</b>	<b>(-) 4,86.08</b>
<b>4. Miscellaneous Loans</b>						
	Miscellaneous Loans	3,69.32	...	...	3,69.32	...
	<b>Total :- 4. Miscellaneous Loans</b>	<b>3,69.32</b>	<b>...</b>	<b>...</b>	<b>3,69.32</b>	<b>...</b>
	<b>Total -</b>	<b>2,70,90.71</b>	<b>34,40.90</b>	<b>22,30.06</b>	<b>2,83,01.55</b>	<b>(+) 12,10.84</b>

A more detailed account is given in Statement No. 18

## (ii) Recoveries in Arrears

Information about arrears in Recovery (Principal as well as Interest) as on 31st March 2005 has not been received from Departmental Authorities maintaining the detailed accounts (September, 2005).

## STATEMENT NO. 6

**GUARANTEES GIVEN BY THE GOVERNMENT OF MIZORAM IN RESPECT OF LOANS, ETC.  
RAISED BY STATUTORY CORPORATIONS, GOVERNMENT COMPANIES, LOCAL BODIES AND  
OTHER INSTITUTIONS**

Guarantees have been given by the Government for the discharge of certain liabilities like loans raised by Statutory Corporations, Government Companies, Joint-Stock Companies, Co-operative Institutions, local bodies, farm and individuals etc. These guarantee constitute contingent liabilities on the State Revenue.

No law under Article 293 of the Constitution has been passed by the State Legislature laying down the limit within which the Government may give guarantee on the security of the Consolidated Fund of the State.

According to information furnished by the Government, guarantee given by the State Government and outstanding at the end of March, 2005 were as under:-

Name of the Public or other body on whose behalf the guarantee has been given	Maximum amount of guarantee for which Government have entered into agreements.	Amount actually covered by guarantee as on 31 <sup>st</sup> March, 2005	
		Principal	Interest
(In Crores of rupees)			
1. Statutory Corporations	59.13	37.97	0.64
2. Government Companies	44.67	17.91	1.89
3. Co-operative Banks and Societies	98.08	65.54	6.91
4. Other Institutions	27.51	15.28	...
<b>Total</b>	<b>229.39</b>	<b>136.70</b>	<b>9.44</b>

## STATEMENT NO. 6-Concl'd.

The particulars of guarantees given by the Government and outstanding on 31<sup>st</sup> March, 2005 are given below :-

Name of the Public or other body on whose behalf the guarantee has been given	Maximum amount of guarantee for which Government have entered into agreements.	Amount actually covered by guarantee as on 31 <sup>st</sup> March, 2005	
		Principal	Interest
(In Crores of rupees)			
<b>1. Statutory Corporations</b>			
Mizoram Khadi and Village Industries Board (MKVIB)	59.13	37.97	0.64
Total :-	59.13	37.97	0.64
<b>2. Government Companies</b>			
Mizoram Industrial Development Corporation (ZIDCO)			
(a) SIDBI	10.45	8.33	0.41
(b) NMDFC	14.22	9.58	1.48
(c) HUDCO	20.00	...	...
Total :-	44.67	17.91	1.89
<b>3. Co-operative Banks and Societies</b>			
Mizoram Cooperative Apex Bank Ltd. (MCAB)			
(a) NABARD	46.00	37.67	...
(b) NMDFC	15.75	7.65	0.26
Mizoram Urban Cooperative Bank Ltd. (MUCO Bank)			
(a) NSTFDC	12.00	3.04	1.39
(b) HUDCO	3.17	2.97	4.16
(c) NSKFDC	5.00	0.91	0.03
Zotlang Multipurpose Cooperative Society	0.36	...	...
Mizoram Agro Horticulture Development and Service Cooperative Society Ltd.	0.10	0.10	...
Mizoram State Cooperative Marketing and Consumer's Federation Ltd. (MIZOFED)	0.70	0.70	...
Millenium Centre Authority	15.00	12.50	1.07
Total :-	98.08	65.54	6.91
<b>4. Other Institutions</b>			
Lai Autonomous District Council(LADC)	12.00	9.22	...
Mara Autonomous District Council (MADC)	9.50	3.66	...
Chakma Autonomous District Council (CADC)	6.01	2.40	...
Total :-	27.51	15.28	...
Grand Total :-	229.39	136.70	9.44

## STATEMENT NO. 7

## CASH BALANCES AND INVESTMENTS OF CASH BALANCES

	On 1st April 2004	On 31st March 2005
	( In lakhs of rupees )	
<b>(a) General Cash Balance</b>		
1. Cash in Treasuries	.....	.....
2. Deposit with Reserve Bank	(-) 57,73.13	(-) 1,03,17.87(a)
Total	<u>(-) 57.73.13</u>	<u>(-) 1,03.17.87</u>
3. Investments held in the "Cash Balance Investment Account"	11.01.00	1,14,08.00
Total (a)	<u>(-) 46.72.13</u>	<u>10.90.13</u>
<b>(b) Other Cash Balances and Investments</b>		
1. Cash with Departmental Officers viz ,Forest Officers and Public Work Officers	1,22.74	1,26.23
2. Investments of Earmarked Funds	11,24.62	16,24.62
Total (b)	<u>12,47.36</u>	<u>17,50.85</u>
Total (a) and (b)	<u>(-) 34,24.77</u>	<u>28,40.98</u>

(a) The opening and closing balance include Rs.(-) 1,25,38.92 lakhs representing cash balance of the Union Territory Government merged in the general cash balance of the Central Government. Final decision regarding treatment of amount is awaited from the Government of India (August,2005).

The Cash Balance of the State Government as on 31.3.2005 is therefore Rs.(-) 22,21.05 lakhs. There was a difference of Rs. 66,56.40 lakhs between the figures reflected in the accounts Rs. (-) 22,21.05 lakhs and that intimated by the Reserve Bank of India Rs. (-) 88,77.45 lakhs.

The difference is due to the following factors :-

(In lakhs of rupees)

1. Misclassification by Bank/Treasury	Cr.	31.04
2. Non - receipt of details of adjustment made by R.B.I	Cr.	66,25.36
	Rs	<u>66,56.40</u>

## STATEMENT NO. 7-Contd.

## EXPLANATORY NOTES

1. The cash balance represents the combined balances of the Consolidated Fund, the Contingency Fund and the Public Account.

2. Under the agreement with the Reserve Bank of India, the Government has to maintain with the Bank on all days a minimum balance of Rs. 20 lakhs. If the balance falls below the agreed minimum, the Government can take ordinary Ways and Means Advances from the Bank. In addition, special Ways and Means Advances are made available against Government of India securities held by the State Government. If, even after the maximum advances are given, the cash balance is below the prescribed minimum, the deficit is left uncovered. Overdraft are given by the Bank if the State has a minus balance after availing of the maximum advances.

The advances carry interest at one percent below the Bank Rate for the first 90 days, one percent above the Bank Rate beyond 90 days and upto 180 days and two percent above the Bank Rate beyond 180 days. The Bank charges interest on the shortfalls in the minimum balance at one per cent below the Bank Rate and overdrafts at the Bank Rate upto and including the seventh day and at three per cent above the bank rate thereafter.

The extent to which the Government maintained the minimum balances with the Bank during 2004-2005 and took ways and means Advances and Overdrafts are indicated below :-

(i)	Number of days on which the minimum balance was maintained without obtaining any advance.	273 days
(ii)	Number of days on which the minimum balance was maintained by taking ordinary and special Ways and Means Advance.	92 days
(iii)	Number of days on which there was a shortfall from minimum balance after taking above advances but no overdraft was taken.	...
(iv)	Number of days on which overdraft was taken	...
<b>Total :</b>		<b>365 days</b>



## STATEMENT NO. 7-Concl'd.

## EXPLANATORY NOTES-Concl'd.

A detailed accounts of transactions relating to ways and means advances obtained from the Reserve Bank of India is given below :-

Particulars	Balance on 1 <sup>st</sup> April, 2004	Amount obtained during 2004-2005	Amount Repaid during 2004-2005	Balance on 31 <sup>st</sup> March, 2005	Interest paid during the year
(In lakhs of rupees)					
Ordinary Ways and Means Advances	12,13.00	2,95,14.00	2,95,14.00	12,13.00	47.48
Special Ways And Means Advances	...	...	...	...	...
Overdrafts/shortfall	15,08.46	...	...	15,08.46	0.12
<b>Total</b>	<b>27,21.46</b>	<b>2,95,14.00</b>	<b>2,95,14.00</b>	<b>27,21.46</b>	<b>47.60</b>

2. All the investments from out of the cash balances are in Government of India securities. Interest realised during the year on such investment was Rs.103.21 lakhs.

3. The following is an analysis of investments held in cash balance investment account :-

	Opening Balance on 1 <sup>st</sup> April, 2004	Purchase during 2004-2005	Sales during 2004-2005	Closing Balance on 31 <sup>st</sup> March, 2005	Interest realised during the year
(In lakhs of rupees)					
Short Term Investments- Government of India Treasury Bills	11,01.00	9,07,58.00	8,04,51.00	1,14,08.00	1,03.21
Long Term Investments Securities Government of India	...	...	...	...	...
<b>Total</b>	<b>11,01.00</b>	<b>9,07,58.00</b>	<b>8,04,51.00</b>	<b>1,14,08.00</b>	<b>1,03.21</b>

## STATEMENT NO. 8

SUMMARY OF BALANCES UNDER CONSOLIDATED FUND,  
CONTINGENCY FUND AND PUBLIC ACCOUNT

The following is a summary of balances as on 31st March 2005 :-

Debit Balances	Sector of the General Account	Name of the Account	Credit Balances
(In thousands of rupees).		<b>CONSOLIDATED FUND</b>	(In thousands of rupees).
25,58,48,90	A to D and I	Government Account	
	E	Public Debt	15,59,95,32
2,83,01,55	F	Loans and Advances	
		<b>CONTINGENCY FUND</b>	
		Contingency Fund -	10,00
		<b>PUBLIC ACCOUNT</b>	
	I	Small Savings, Provident Funds. etc.	7,28,39,57
	J	<b>RESERVE FUNDS</b>	
		(a) Reserve fund bearing Interest	
		Gross Balance	...
		Investments	...
		(b) Reserve fund not bearing Interest	...
		Gross Balance	29,88,19
		Investments	...
16,24,62	K	<b>DEPOSITS AND ADVANCES</b>	
		(a) Deposits bearing Interest	2,55,01
		(b) Deposits not bearing Interest	4,06,20,44
2,02,65		Advances	
	L	<b>SUSPENSE AND MISCELLANEOUS</b>	
		Gross Balance	
1,14,08,00		Investments	
		Other Items(Net)	2,88,03,16
1,44,43,84	M	<b>REMITTANCES</b>	...
(-) 1,03,17,87 * N		<b>CASH BALANCE (Closing)</b>	...
<u>30,15,11,69</u>		<b>Total</b>	<u>30,15,11,69</u>

\* Please see foot note (a) at page 41 of Statement No.7

## STATEMENT NO. 8-Concl'd.

## EXPLANATORY NOTES

(1) The significance of the head "Government Account" is explained in note 3 below. The other headings in the summary take into account the balances under all account heads in the Government books where Government has a liability to repay moneys received or has a claim to recover the amount paid and also heads of account opened in the books for adjustment of remittance transactions. It must be understood that these balances can not be regarded as a complete record of the financial position of the Government as these do not take into account all the physical assets of the State, such as lands, buildings, communications, etc., nor any accrued dues or understanding liabilities which are not brought to account under the cash basis of accounting followed by Government.

(2) A summary of receipts, disbursements and balances under heads of account relating to Debt, Contingency Fund and Public Account is given in Statement No. 16.

(3) Government Account -Under the system of book keeping followed in Government accounts, the amount booked under revenue, capital and other transactions of Government, the balances which are not carried forward from the year to year in the accounts are closed to a single head called "Government Account". The balance under this head represents the cumulative result of all such transactions so that after adding thereto the balances under Public Debt, Loans and Advances, Small Savings, Provident Fund etc. Reserve Funds, Deposits and Advances, Suspense and Miscellaneous (other than Miscellaneous Government Account), Remittances and Contingency Fund, the closing cash balance at the end of the year may be worked out and proved.

The Government Account for 2004-2005 given below will show how the net amount at the end of the year has been arrived at :-

Debit	Details	Credit
23,35,30,84	A- Amount at the end of the Government Account as on 1st April , 2004	
	B-Receipt Heads (Revenue Account)	15,01,86,83
13,95,51,38	C-Expenditure Heads (Revenue Account)	
	D-Receipt Heads (Capital Account)	....
3,29,53,51	E-Expenditure Heads ( Capital Account)	
	F-Inter State Settlements	
	G-Transfer to Contingency Fund	
....	H-Miscellaneous Government Accounts	
	I- Amount at the debit of the Government account as on 31st March 2005	25,58,48,90
40,60,35,73	Total	40,60,35,73



**PART - II**  
**DETAILED ACCOUNTS AND OTHER STATEMENTS**  
**SECTION - A**  
**REVENUE AND EXPENDITURE**

## STATEMENT NO. 9

STATEMENT OF REVENUE AND EXPENDITURE FOR THE YEAR 2004-2005  
EXPRESSED AS A PERCENTAGE OF TOTAL REVENUE / TOTAL EXPENDITURE

Heads	Amount in lakhs of Rs.	Percentage of Total Revenue	Percentage of Total Expenditure
(1)	(2)	(3)	(4)
<b>REVENUE</b>			
<b>A. Tax Revenue</b>			
(a) Taxes on Income and Expenditure			
Corporation Tax	44,33.00	2.95	3.18
Taxes on Income other than Corporation Tax	28,54.00	1.90	2.05
Other Taxes On Income and Expenditure	4,36.64	0.29	0.31
(b) Taxes on Property and Capital Transactions			
Land Revenue	86.25	0.06	0.06
Stamps and Registration Fees	10.43	0.01	0.01
Taxes on Wealth	10.00	0.01	0.01
(c) Taxes on Commodities and Services			
Customs	31,28.00	2.08	2.24
Union Excise Duties	43,33.00	2.89	3.10
State Excise	1,40.40	0.09	0.10
Taxes on Sales, Trades, etc.	28,08.21	1.87	2.01
Taxes on Vehicles	3,79.78	0.25	0.27
Taxes on Goods and Passengers	68.66	0.05	0.05
Service Tax	8,29.00	0.55	0.60
Other Taxes and Duties on commodities and Services	16.77	0.01	0.01
<b>Tota A. Tax Revenue</b>	<b>1,95,34.14</b>	<b>13.01</b>	<b>14.00</b>
<b>B. Non-Tax Revenue</b>			
(a) Fiscal Services	...	...	...
(b) Interest Receipts, Dividends and Profits	3,65.51	0.24	0.26
(i) General Services	15,63.43	1.04	1.12
(ii) Social Services	5,51.40	0.37	0.40
(iii) Economic Services	50,79.78	3.38	3.64
<b>Tota B. Non-Tax Revenue</b>	<b>75,60.12</b>	<b>5.03</b>	<b>5.42</b>
<b>C. Grants-in-Aid and Contributions</b>	<b>12,30,92.57</b>	<b>81.96</b>	<b>88.20</b>
<b>TOTAL REVENUE :-</b>	<b>15,01,86.83</b>	<b>1,00.00</b>	<b>1,07.62</b>

## STATEMENT NO. 9-Contd.

Revenue Heads	Amount in lakhs of Rs.	Percentage of Total Revenue	Percentage of Total Expenditure
(1)	(2)	(3)	(4)
<b>EXPENDITURE</b>			
<b>A. General Services</b>			
(a) Organs of State	27.45.46	1.83	1.97
(b) Fiscal Services			
(ii) Collection of Taxes on Property and Capital Transactions			
Land Revenue	3,98.89	0.26	0.29
Stamps and Registration	3.69	...	...
(iii) Collection of Taxes on Commodities and Services			
State Excise	7,18.16	0.48	0.51
Taxes on Sales, Trades, etc.	3,41.64	0.23	0.25
Taxes on Vehicles	1,99.45	0.13	0.14
(iv) Other Fiscal Services	58.18	0.04	0.04
(c) Interest payment and servicing of Debt	1,86,49.64	12.42	13.36
(d) Administrative Services	1,94,05.12	12.92	13.91
(e) Pensions and Miscellaneous General Services	89.44.90	5.96	6.41
<b>Total A. General Services</b>	<b>5,14,65.13</b>	<b>34.27</b>	<b>36.88</b>
<b>B. Social Services</b>			
(a) Education, Sports, Art and Culture	2,37,52.07	15.81	17.02
(b) Health and Family Welfare	71,73.33	4.78	5.14
(c) Water Supply, Sanitation, Housing and Urban Development	61,41.56	4.09	4.40
(d) Information and Broadcasting	3,63.91	0.24	0.26

## STATEMENT NO. 9-Concl'd.

Revenue Heads	Amount in lakhs of Rs.	Percentage of Total Revenue	Percentage of Total Expenditure
(1)	(2)	(3)	(4)
<b>EXPENDITURE-Concl'd.</b>			
<b>B. Social Services-Concl'd.</b>			
(e) Welfare of Schedule Castes, Schedule Tribes and Other Backward Classes	61,29.10	4.08	4.39
(f) Labour and Labour Welfare	3,23.45	0.22	0.23
(g) Social Welfare and Nutrition	34,51.95	2.30	2.47
(h) Others	3,14.95	0.21	0.22
<b>Tota B. Social Services</b>	<b>4,76,50.32</b>	<b>31.73</b>	<b>34.14</b>
<b>C. Economic Services</b>			
(a) Agriculture and Allied Activities	1,50,31.97	10.01	10.77
(b) Rural Development	28,06.01	1.87	2.01
(c) Special Areas Programmes	6,80.50	0.45	0.49
(d) Irrigation and Flood Control	3,15.96	0.21	0.23
(e) Energy	1,11,56.50	7.43	7.99
(f) Industry and Minerals	26,40.60	1.76	1.89
(g) Transport	50,11.55	3.33	3.59
(i) Science Technology and Environment	1,19.83	0.08	0.09
(j) General Economic Services	26,73.01	1.78	1.92
<b>Tota C. Economic Services</b>	<b>4,04,35.93</b>	<b>26.92</b>	<b>28.98</b>
<b>Grand Total - EXPENDITURE ON REVENUE ACCOUNT</b>	<b>13,95,51.38</b>	<b>92.92</b>	<b>1,00.00</b>



## STATEMENT NO. 10

STATEMENT SHOWING THE DISTRIBUTION BETWEEN CHARGED  
AND VOTED EXPENDITURE

Particulars	Charged	Actual for 2004-2005	
		Voted	Total
		(In thousands of rupees)	
Expenditure Heads (Revenue account)	1,91,10,08	12,04,41,30	13,95,51,38
Expenditure Heads (Capital account)	...	3,29,53,51	3,29,53,51
Disbursement under Public Debt, Loans and Advances (A)	3,53,63,11	34,40,90	3,88,04,01
<b>Total :-</b>	<b>5,44,73,19</b>	<b>15,68,35,71</b>	<b>21,13,08,90</b>

(A) The Figures have been arrived at as follows :-

(a) Public Debt -

Internal Debt of the State Government	3,26,28,15	...	3,26,28,15
Loans and Advances from the Central Government	27,34,96	...	27,34,96

(b) Loans and Advances by the State

	...	34,40,90	34,40,90
<b>Total :-</b>	<b>3,53,63,11</b>	<b>34,40,90</b>	<b>3,88,04,01</b>

## STATEMENT NO. 11

## DETAILED ACCOUNT OF REVENUE RECEIPTS BY MINOR HEADS

Heads	Actuals for 2004-2005 (In thousands of rupees)
<b>RECEIPT HEADS (REVENUE ACCOUNT)</b>	
<b>A. TAX REVENUE@</b>	
<b>(a) Taxes on Income and Expenditure</b>	
<b>0020 Corporation Tax</b>	
901 Share of net proceeds assigned to States	44,33,00
	<hr/>
Total - 0020	44,33,00
<b>0021 Taxes on Income other than Corporation Tax</b>	
901 Share of net proceeds assigned to States	28,54,00
	<hr/>
Total - 0021	28,54,00
<b>0028 Other Taxes On Income and Expenditure</b>	
107 Taxes on Professions Trades, Callings and Employment	4,37,44
109 Expenditure Tax Act ,1987	19
901 Share of net proceeds assigned to States	(-) 1,00*
	<hr/>
Total - 0028	4,36,63
	<hr/>
Total - (a) Taxes on Income and Expenditure	77,23,63
<b>(b) Taxes on Property and Capital Transactions</b>	
<b>0029 Land Revenue</b>	
101 Land Revenue/Tax	83,32
102 Taxes on Plantations	1,92
103 Rates and Cesses on Land	67
107 Sale proceeds of Waste Lands and redemption of Land Tax	34
	<hr/>
Total - 0029	86,25
	<hr/>

@ Figures are net after taking into account refunds.

\* Minus figure is due to recovery of excess release of State's Share of net Proceeds on the recommendation of Eleventh Finance Commission.

## STATEMENT NO. 11-Contd.

Heads

Actuals for 2004-2005  
(In thousands of rupees)

## RECEIPT HEADS (REVENUE ACCOUNT) -Contd.

## A. TAX REVENUE-Contd.

## (b) Taxes on Property and Capital Transactions-Contd.

## 0030 Stamps and Registration Fees

01 Stamps-Judicial

101 Court Fees realised in stamps

21

102 Sale of Stamps

1,35

Total - 01

1,56

02 Stamps-Non-Judicial

102 Sale of Stamps

7,88

103 Duty on Impressing of Documents

5

800 Other Receipts

20

Total - 02

8,13

03 Registration Fees

104 Fees for registering documents

70

800 Other Receipts

4

Total - 03

74

Total - 0030

10,43

## STATEMENT NO. 11-Contd.

Actuals for 2004-2005  
(In thousands of rupees)

Heads

## RECEIPT HEADS (REVENUE ACCOUNT) -Contd.

## A. TAX REVENUE-Contd.

## (b) Taxes on Property and Capital Transactions-Concl'd.

## 0032 Taxes on Wealth

60 Other than Agricultural Land

901 Share of net Proceeds assigned to States

10,00

Total - 60

10,00

Total - 0032

10,00

Total - (b) Taxes on Property and Capital Transactions

1,06,68

## (c) Taxes on Commodities and Services

## 0037 Customs

901 Share of net proceeds assigned to States

31,28,00

Total - 0037

31,28,00

## 0038 Union Excise Duties

01 Shareable Duties

901 Share of net proceeds assigned to States

43,33,00

Total - 01

43,33,00

Total - 0038

43,33,00

## 0039 State Excise

105 Foreign Liquors and spirits

1,33,36

150 Fines and confiscations

6,40

800 Other Receipts

64

Total - 0039

1,40,40

## STATEMENT NO. 11-Contd.

Heads

Actuals for 2004-2005  
(In thousands of rupees)

## RECEIPT HEADS (REVENUE ACCOUNT) -Contd.

## A. TAX REVENUE-Contd.

## (c) Taxes on Commodities and Services-Contd.

## 0040 Taxes on Sales, Trade etc.

101 Receipts under Central Sales Tax Act	2,49
102 Receipts under State Sales Tax Act	20,18,35
103 Tax on sale of motor Spirits and lubricants	7,84,30
104 Surcharge on Sales Tax	3
800 Other Receipts	3,04

Total - 0040

28,08,21

## 0041 Taxes on Vehicles

101 Receipts under the Indian Motor Vehicles Act	83,86
102 Receipts under the State Motor Vehicles Taxation Acts	2,58,17
800 Other Receipts	37,75

Total - 0041

3,79,78

## 0042 Taxes on Goods and Passengers

800 Other Receipts	68,67
--------------------	-------

Total - 0042

68,67

## 0044 Service Tax

901 Share of net proceeds assigned to States	8,29,00
--	---------

Total - 0044

8,29,00

## STATEMENT NO. 11-Contd.

Heads	Actuals for 2004-2005 (In thousands of rupees)
<b>RECEIPT HEADS (REVENUE ACCOUNT) -Contd.</b>	
<b>A. TAX REVENUE-Concl'd.</b>	
<b>(c) Taxes on Commodities and Services-Concl'd.</b>	
<b>0045 Other Taxes and Duties on commodities and Services</b>	
101 Entertainment Tax	24,75
105 Luxury Tax	2
901 Share of net proceeds assigned to States	(-) 8,00*
<b>Total - 0045</b>	<u>16,77</u>
<b>Total - (c) Taxes on Commodities and Services</b>	<u>1,17,03,83</u>
<b>Total - A. TAX REVENUE</b>	<u>1,95,34,14</u>
<b>B. NON-TAX REVENUE</b>	
<b>(b) Interest Receipts, Dividends and Profits</b>	
<b>0049 Interest Receipts</b>	
<b>04 Interest Receipts of State/Union Territory Governments</b>	
110 Interest realised on investment of Cash balances	1,03,21
195 Interest from Co-operative Societies	10,31
800 Other Receipts	2,51,99
<b>Total - 04</b>	<u>3,65,51</u>
<b>Total - 0049</b>	<u>3,65,51</u>
<b>Total - (b) Interest Receipts, Dividends and Profits</b>	<u>3,65,51</u>

\* Minus figure is due to recovery of excess release of State's Share of net Proceeds on the recommendation of Eleventh Finance Commission.

## STATEMENT NO. 11-Contd.

Heads	Actuals for 2004-2005 (In thousands of rupees)
<b>RECEIPT HEADS (REVENUE ACCOUNT) -Contd.</b>	
<b>B. NON-TAX REVENUE-Contd.</b>	
<b>(c) Other Non-Tax Revenue</b>	
<b>(i) General Services</b>	
<b>0051 Public Service commission</b>	
102 State Public Service Commission	7,31
800 Other Receipts	52
<b>Total - 0051</b>	<b>7,83</b>
<b>0055 Police</b>	
103 Fees, Fines and Forfeitures etc.	9,36
105 Receipt of state-Head-quarters Police	11
800 Other Receipts	12,75
<b>Total - 0055</b>	<b>22,22</b>
<b>0056 Jails</b>	
800 Other Receipts	1,56
<b>Total - 0056</b>	<b>1,56</b>
<b>0057 Supplies and Disposals</b>	
800 Other Receipts	43,95
<b>Total - 0057</b>	<b>43,95</b>

## STATEMENT NO. 11-Contd.

Heads	Actuals for 2004-2005 (In thousands of rupees)
<b>RECEIPT HEADS (REVENUE ACCOUNT) -Contd.</b>	
<b>B. NON-TAX REVENUE-Contd.</b>	
<b>(c) Other Non-Tax Revenue-Contd.</b>	
<b>(i) General Services-Contd.</b>	
<b>0058 Stationery and Printing</b>	
101 Stationery Receipts	15,19
200 Other Press Receipts	22,52
800 Other Receipts	9
<b>Total - 0058</b>	<b>37,80</b>
<b>0059 Public Works</b>	
80 General	
800 Other Receipts	2,89,60
<b>Total - 80</b>	<b>2,89,60</b>
<b>Total - 0059</b>	<b>2,89,60</b>
<b>0070 Other Administrative Services</b>	
01 Administration of Justice	
102 Fines and Forfeitures	2,44
800 Other Receipts	8,63
<b>Total - 01</b>	<b>11,07</b>
60 Other Services	
101 Receipts from the Central Government for administration of central Acts and Regulations	23
103 Receipts under Explosives Act	2
115 Receipts from Guest Houses, Government Hostels etc.	18,86



## STATEMENT NO. 11-Contd.

Heads	Actuals for 2004-2005 (In thousands of rupees)
<b>RECEIPT HEADS (REVENUE ACCOUNT) -Contd.</b>	
<b>B. NON-TAX REVENUE-Contd.</b>	
<b>(c) Other Non-Tax Revenue-Contd.</b>	
<b>(i) General Services-Concl.</b>	
<b>0070 Other Administrative Services-Concl.</b>	
60 Other Services	
800 Other Receipt	1,95,20
<b>Total - 60</b>	<u>2,14,31</u>
<b>Total - 0070</b>	<u>2,25,38</u>
<b>0071 Contributions and Recoveries towards Pension and Other Retirement Benefits</b>	
01 Civil	
101 Subscriptions and Contributions	30,14
800 Other Receipts	1,69
<b>Total - 01</b>	<u>31,83</u>
<b>Total - 0071</b>	<u>31,83</u>
<b>0075 Miscellaneous General Services</b>	
103 State Lotteries	9,03,02
800 Other Receipts	24
<b>Total - 0075</b>	<u>9,03,26</u>
<b>Total - (i) General Services</b>	<u>15,63,43</u>
<b>(ii) Social Services</b>	
<b>0202 Education, Sports, Art and Culture</b>	
01 General Education	
101 Elementary Education	4,49
102 Secondary Education	1,92

## STATEMENT NO. 11-Contd.

Heads	Actuals for 2004-2005 (In thousands of rupees)
<b>RECEIPT HEADS (REVENUE ACCOUNT) -Contd.</b>	
<b>B. NON-TAX REVENUE-Contd.</b>	
<b>(c) Other Non-Tax Revenue-Contd.</b>	
<b>(ii) Social Services-Contd.</b>	
<b>0202 Education, Sports, Art and Culture-Concltd.</b>	
01 General Education-Concltd.	
103 University and Higher Education	19,51
600 General	1,22
Total - 01	27,14
02 Technical Education	
101 Tutions and other fees	55
800 Other Receipts	4,60
Total - 02	5,15
03 Sports and Youth Services	
101 Physical Education-Sports and Youth Welfare	1,60
800 Other Receipts	7
Total - 03	1,67
04 Art and Culture	
101 Archives and Museums	20
103 Receipts from Cinematograph Films Rules	1,05
800 Other Receipts	2,53
Total - 04	3,78
Total - 0202	37,74

## STATEMENT NO. 11-Contd.

Heads	Actuals for 2004-2005 (In thousands of rupees)
<b>RECEIPT HEADS (REVENUE ACCOUNT) -Contd.</b>	
<b>B. NON-TAX REVENUE-Contd.</b>	
(c) Other Non-Tax Revenue-Contd.	
(ii) Social Services-Contd.	
<b>0210 Medical and Public Health</b>	
01 Urban Health Services	
020 Receipts from Patients for hospital and dispensary services	36,98
104 Medical Store Depots	3
800 Other Receipts	1,31
Total - 01	38,32
03 Medical Education, Training and Research	
103 Unani	2
200 Other systems	54
Total - 03	56
04 Public Health	
104 Fees and Fines etc.	2,41
Total - 04	2,41
80 General	
800 Other Receipts	4,22
Total - 80	4,22
Total - 0210	45,51
<b>0211 Family Welfare</b>	
800 Other Receipts	4
Total - 0211	4

## STATEMENT NO. 11-Contd.

Heads

Actuals for 2004-2005  
(In thousands of rupees)

## RECEIPT HEADS (REVENUE ACCOUNT) -Contd.

## B. NON-TAX REVENUE-Contd.

(c) Other Non-Tax Revenue-Contd.

(ii) Social Services-Contd.

## 0215 Water Supply and Sanitation

01 Water Supply

800 Other Receipts

4,27,44

Total - 01

4,27,44

Total - 0215

4,27,44

## 0216 Housing

01 Government Residential Buildings

106 General Pool accommodation

6,54

107 Police Housing

4

700 Other Housing

4,68

Total - 01

11,26

02 Urban Housing

800 Other Receipts

21,04

Total - 02

21,04

03 Rural Housing

800 Other Receipts

57

Total - 03

57

80 General

800 Other Receipts

3,79

Total - 80

3,79

Total - 0216

36,66

## STATEMENT NO. 11-Contd.

Heads	Actuals for 2004-2005 (In thousands of rupees)
<b>RECEIPT HEADS (REVENUE ACCOUNT) -Contd.</b>	
<b>B. NON-TAX REVENUE-Contd.</b>	
<b>(c) Other Non-Tax Revenue-Contd.</b>	
<b>(ii) Social Services-Concltd.</b>	
<b>0220 Information and Publicity</b>	
60 Others	
800 Other Receipts	3,75
Total - 60	3,75
Total - 0220	3,75
<b>0230 Labour and Employment</b>	
102 Fees for registration of Trade Unions	*
Total - 0230	*
<b>0235 Social Security and Welfare</b>	
01 Rehabilitation	
800 Other Receipts	17
Total - 01	17
60 Other Social Security and Welfare Programmes	
800 Other Receipts	9
Total - 60	9
Total - 0235	26
Total - (ii) Social Services	5,51,40
<b>(iii) Economic Services</b>	
<b>0401 Crop Husbandry</b>	
103 Seeds	2,28
104 Receipts from Agricultural Farms	15
105 Sale of manures and fertilisers	5,24

## STATEMENT NO. 11-Contd.

Heads	Actuals for 2004-2005 (In thousands of rupees)
<b>RECEIPT HEADS (REVENUE ACCOUNT) -Contd.</b>	
<b>B. NON-TAX REVENUE-Contd.</b>	
<b>(c) Other Non-Tax Revenue-Contd.</b>	
<b>(iii) Economic Services-Contd.</b>	
<b>0401 Crop Husbandry-Concd.</b>	
107 Receipts from Plant Protection Services	5,91
119 Receipts from Horticulture and Vegetable crops	2,24
120 Sale, hire and services of agricultural implements and machinery including tractors	5,42
800 Other Receipts	1,15
Total - 0401	22,39
<b>0403 Animal Husbandry</b>	
102 Receipts from Cattle and Buffalo development	6,95
103 Receipts from Poultry development	14,18
105 Receipts from Piggery development	9,10
106 Receipts from Fodder and Feed development	42
108 Receipts from other live stock development	4
501 Services and Service Fees	5,36
800 Other Receipts	16,99
Total - 0403	53,04
<b>0404 Dairy Development</b>	
110 Grants from I.C.A.R.	2,32

## STATEMENT NO. 11-Contd.

Heads	Actuals for 2004-2005 (In thousands of rupees)
<b>RECEIPT HEADS (REVENUE ACCOUNT) -Contd.</b>	
<b>B. NON-TAX REVENUE-Contd.</b>	
<b>(c) Other Non-Tax Revenue-Contd.</b>	
<b>(iii) Economic Services-Contd.</b>	
<b>0404 Dairy Development-Concltd.</b>	
800 Other Receipts	2,43
<b>Total - 0404</b>	<u>4,75</u>
<b>0405 Fisheries</b>	
103 Sale of Fish, Fish seeds etc	3
800 Other Receipts	20
<b>Total - 0405</b>	<u>23</u>
<b>0406 Forestry and Wild Life</b>	
01 Forestry	
101 Sale of timber and other forest produce	11
800 Other Receipts	2,73,71
<b>Total - 01</b>	<u>2,73,82</u>
<b>Total - 0406</b>	<u>2,73,82</u>
<b>0408 Food Storage and Warehousing</b>	
800 Other Receipts	3,36
<b>Total - 0408</b>	<u>3,36</u>
<b>0425 Co-operation</b>	
101 Audit Fees	1,40
800 Other Receipts	1,99,89
<b>Total - 0425</b>	<u>2,01,29</u>

## STATEMENT NO. 11-Contd.

Heads

Actuals for 2004-2005  
(In thousands of rupees)

## RECEIPT HEADS (REVENUE ACCOUNT) -Contd.

## B. NON-TAX REVENUE-Contd.

## (c) Other Non-Tax Revenue-Contd.

## (iii) Economic Services-Contd.

## 0435 Other Agricultural Programmes

104 Soil and Water Conservation 3,27

800 Other Receipts 49,28

Total - 0435

52,55

## 0506 Land Reforms

101 Receipts from regulations/consolidations of land holdings and tenancy 32,16

103 Receipts from maintenance of land Records 25,69

800 Other Receipts 11,34

Total - 0506

69,19

## 0515 Other Rural Development Programmes

800 Other Receipts 7,97

Total - 0515

7,97

## 0575 Other Special Areas Programmes

60 Others

800 Other Receipt 30

Total - 60

30

Total - 0575

30



## STATEMENT NO. 11-Contd.

Heads	Actuals for 2004-2005 (In thousands of rupees)
<b>RECEIPT HEADS (REVENUE ACCOUNT) -Contd.</b>	
<b>B. NON-TAX REVENUE-Contd.</b>	
<b>(c) Other Non-Tax Revenue-Contd.</b>	
<b>(iii) Economic Services-Contd.</b>	
<b>0702 Minor Irrigation</b>	
01 Surface Water	
102 Receipts from lift irrigation Schemes	2,97
	<hr/>
Total - 01	2,97
	<hr/>
Total - 0702	2,97
	<hr/>
<b>0801 Power</b>	
01 Hydel Generation	
800 Other Receipts	17
	<hr/>
Total - 01	17
	<hr/>
05 Transmission and Distribution	
800 Other Receipts	37,79,22
	<hr/>
Total - 05	37,79,22
	<hr/>
80 General	
800 Other Receipts	3,01,99
	<hr/>
Total - 80	3,01,99
	<hr/>
Total - 0801	40,81,38
	<hr/>
<b>0810 Non Conventional Sources of Energy</b>	
800 Other Receipts	2
	<hr/>
Total - 0810	2
	<hr/>
<b>0851 Village and Small Industries</b>	
104 Handicrafts Industries	2

## STATEMENT NO. 11-Contd.

Actuals for 2004-2005  
(In thousands of rupees)

Heads

## RECEIPT HEADS (REVENUE ACCOUNT) -Contd.

## B. NON-TAX REVENUE-Contd.

## (c) Other Non-Tax Revenue-Contd.

## (iii) Economic Services-Contd.

## 0851 Village and Small Industries-Concltd.

107 Sericulture Industries	3,41
----------------------------	------

200 Other Village Industries	29
------------------------------	----

800 Other Receipts	4,03
--------------------	------

<b>Total - 0851</b>	<b>7,75</b>
---------------------	-------------

## 0852 Industries

04 Petrochemical Industries	
-----------------------------	--

800 Other Receipts	*
--------------------	---

<b>Total - 0852</b>	<b>*</b>
---------------------	----------

## 0853 Non-ferrous Mining and Metallurgical industries

102 Mineral concession fees, rents and royalties	5,94
--	------

<b>Total - 0853</b>	<b>5,94</b>
---------------------	-------------

## 1053 Civil Aviation

800 Other Receipts	82,90
--------------------	-------

<b>Total - 1053</b>	<b>82,90</b>
---------------------	--------------

## 1054 Roads and Bridges

800 Other Receipts	16,87
--------------------	-------

<b>Total - 1054</b>	<b>16,87</b>
---------------------	--------------

## 1055 Road Transport

800 Other Receipts	1,36,81
--------------------	---------

<b>Total - 1055</b>	<b>1,36,81</b>
---------------------	----------------

## STATEMENT NO. 11-Contd.

Heads	Actuals for 2004-2005 (In thousands of rupees)
<b>RECEIPT HEADS (REVENUE ACCOUNT) -Contd.</b>	
<b>B. NON-TAX REVENUE-Concl.</b>	
<b>(c) Other Non-Tax Revenue-Concl.</b>	
<b>(iii) Economic Services-Concl.</b>	
<b>1425 Other Scientific Research</b>	
800 Other Receipts	1,11
<b>Total - 1425</b>	<b>1,11</b>
<b>1452 Tourism</b>	
103 Receipts from Tourists Transport	5,50
105 Rent and Catering Receipts	38,00
<b>Total - 1452</b>	<b>43,50</b>
<b>1456 Civil Supplies</b>	
800 Other Receipts	34
<b>Total - 1456</b>	<b>34</b>
<b>1475 Other General Economic Services</b>	
106 Fees for Stamping weights and measures	5,13
800 Other Receipts	6,17
<b>Total - 1475</b>	<b>11,30</b>
<b>Total - (iii) Economic Services</b>	<b>50,79,78</b>
<b>Total - (c) Other Non-Tax Revenue</b>	<b>71,94,61</b>
<b>Total - B. NON-TAX REVENUE</b>	<b>75,60,12</b>

## STATEMENT NO. 11-Contd.

Heads

Actuals for 2004-2005  
(In thousands of rupees)

## RECEIPT HEADS (REVENUE ACCOUNT) -Contd.

## C. GRANTS-IN-AID AND CONTRIBUTIONS

## 1601 Grants-in-aid from Central Government

01 Non-plan Grants

104 Grants under the proviso to Article 275(1) of the Constitution 3,40,02,00

109 Grants towards contribution to calamity Relief Fund 14,68,00

800 Other Grants

HOME AFFAIRS

Modernisation of Police Force 2,67,16

Reimbursement on account of Central Share of Assistance to Home Guards 1,59,69

Modernisation of Prison Administration 2,66,25

Payment of exgratia to the victims of rioting in Mizoram 6,83,72

Fund for Settlement of Central Share of expenditure incurred on the maintenance of 9,02

Rajya/Zila Sainik Board

Rehabilitation and resettlement of Bru National Liberation Front (BNLF) returnees and 4,89,00

Bru ((Reang) refugees in Mizoram

EDUCATION

Scholarship to Students from Non-Hindi Speaking States for Post-Matric Studies in Hindi 30

ECONOMIC AFFAIRS

Panchayati Raj Institutions 1,95,56

Urban Local Bodies 38,44

One time Non-Plan Grant 82,45,00

LAW AND JUSTICE

Reimbursement of Election expenditure 9,90,43

EXPENDITURE

Value Added Tax (VAT) related Publicity/Awareness Campaign 10,00

Total - 800

1,13,54,57

Total - 01

4,68,24,57

02 Grants for State/Union Territory Plan Schemes

101 Block Grants 5,52,93,28

104 Grants under Proviso to Article 275 (1) of the Constitution 3,17,00

## STATEMENT NO. 11-Contd.

Heads	Actuals for 2004-2005 (In thousands of rupees)
<b>RECEIPT HEADS (REVENUE ACCOUNT) -Contd.</b>	
<b>C. GRANTS-IN-AID AND CONTRIBUTIONS-Contd.</b>	
<b>1601 Grants-in-aid from Central Government-Contd.</b>	
02 Grants for State/Union Territory Plan Schemes-Concl'd.	
800 Other Grants	
<b><u>AGRICULTURE</u></b>	
Watershed Development projects in shifting cultivation	5,00,00
<b><u>SURFACE TRANSPORT</u></b>	
Grants for Central Road Fund	1,67,70
<b><u>SOCIAL JUSTICE &amp; EMPOWERMENT</u></b>	
A programme for Juvenile Justice	14,77
<b>Total - 800</b>	<b>6,82,47</b>
<b>Total - 02</b>	<b>5,62,92,75</b>
03 Grants for Central Plan Schemes	
800 Other Grants	
<b><u>HEALTH AND FAMILY WELFARE</u></b>	
National Iodine deficiency Disorder Control Programme	5,51
Upgradation and strengthening of Emergency facilities at Civil Hospital, Lunglei	58,30
<b><u>AGRICULTURE</u></b>	
Agricultural Census	10,00
Training of Women in Agriculture	10,00
Promotion and Strengthening of Agricultural Mechanisation Through Training, Testing and Demonstration	14,91
<b><u>STATISTICS</u></b>	
Conduct of 5th Economic census	10,62
State Sample Survey Programme with NSS work	5,00
<b><u>INDUSTRIES</u></b>	
Prime Minister's Rozgar Yojana	2,12
Training of Beneficiaries	1,17
<b><u>SPORTS &amp; YOUTH AFFAIRS</u></b>	
Construction of Indoor/Outdoor Stadium at Ramhulm	30,00
<b><u>CONSUMER AFFAIRS</u></b>	
Strengthening of infrastructure facilities for Mizoram	75,00
<b>Total - 800</b>	<b>2,22,63</b>
<b>Total - 03</b>	<b>2,22,63</b>

## STATEMENT NO. 11-Contd.

Heads

Actuals for 2004-2005  
(In thousands of rupees)

## RECEIPT HEADS (REVENUE ACCOUNT) -Contd.

## C. GRANTS-IN-AID AND CONTRIBUTIONS-Contd.

## 1601 Grants-in-aid from Central Government-Contd.

## 04 Grants for Centrally Sponsored Plan Schemes

## 800 Other Grants

SCHEME FOR OTHER GRANTS

Fund for Krishi Vigyan Kendra (KVK) at Kolasib, Lunglei and Champhai (Khawzawl)	1,56,99
Fund for Purchase of equipments & furniture for strengthening of faculties on Disaster Management	8,91
Fund for Kutir Jyoti Programme(KJP)	26,85
Celebration of Chapcharkut Festival	4,00
Fund for 50% Central Assistance for setting up of Growth Centre at Luangmual received from NEDFI	4,00,00
Fund for course fee for conducting support to State training activities.	6,07
Fund for operational support services for 12 months for the period 1/4/04 to 31/4/04	31,24
Fund for financial assistance for evaluation of stability of slopes etc. Aizawl to Lengpui Airport.	8,00
Fund for site preparation for two Community Information Centre(CIC) i.e Thingsulthliah/Aibawk R.D Blocks.	4,00
Fund for Grant as 3rd instalment of the project No.80/2002	9,00
Fund for operation of faculties on disaster Management in ATI, Aizawl.	5,00
Fund for setting up of Maicham (3MW) Small Hyedel Project in Serchhip District	2,70,00
Fund for construction of destination Development of Mizoram.	3,55,53
For procurement of water sport equipment for Rungdil Lake	2,93
Fund for construction of Administrative Building, Farmers Hostel of Krishi Vigyan Kendra (KVK),Hnahthial	24,89
Fund from Government of India, Ministry of Personnel and Public Grievances etc. for purchase of Library books in the ATI	1,70

HOME AFFAIRS

For reimbursement of wages of Home Guard Volunteers deployed at Lengpui Airport	79
---	----

HEALTH AND FAMILY WELFARE

National Iodine deficiency Disorder Control Programme	3,00
Family Welfare Programme	2,89,10
National Programme for Control of Blindness	2,00
National Anti Malaria Programme (Rural)	2,53,10
Quality control of Ayurveda	22,60
Establishment of ISM&H wing in District Allopathic Hospitals	3,50,00
Supply of Family Planning Materials	12

## STATEMENT NO. 11-Contd.

Heads	Actuals for 2004-2005 (In thousands of rupees)
<b>RECEIPT HEADS (REVENUE ACCOUNT) -Contd.</b>	
<b>C. GRANTS-IN-AID AND CONTRIBUTIONS-Contd.</b>	
<b>1601 Grants-in-aid from Central Government-Contd.</b>	
04 Grants for Centrally Sponsored Plan Schemes-Contd.	
800 Other Grants-Contd.	
<b><u>AGRICULTURE</u></b>	
Fodder Development Programme	1,12,50
Macro Management of Agriculture Supplementation/Complementation of States efforts through Work plans	16,79,96
Integrated Scheme of Oilseeds, Pulses, Oil Palm and Maize (ISOPOM)	3,50
National Project on Organic Farming	45,31
<b><u>ENVIRONMENT AND FOREST</u></b>	
Development of National Parks and Sanctuaries - Khawlung Wildlife Sanctuary	44,81
Development of National Park and Sanctuaries Ngengpui Wildlife Sanctuary	39,20
Development of National Park and Sanctuaries - Murlein National Park	56,40
Eco-Development around National Park and Sanctuaries including Tiger Reserves in Tawi Wildlife Sanctuary	31,60
Development of National Parks and Sanctuaries - Lengteng Wildlife Sanctuary	40,20
Development of National Park and Sanctuaries- Phawngpui National Park	20,00
Development of National Parks and Sanctuaries - Tawi Wildlife Sanctuary	37,52
Integrated Forest Protection Scheme	6,06,32
Dampa Tiger Reserve, Mizoram	1,16,90
Development of National Parks and Sanctuaries - Thorangtlang Wildlife Sanctuary	44,61
National Afforestation Programme for maintenance of Plantations under Non-Timber Forest Produce including Medicinal Plants in Mizoram State (Bamboo Plantation Project)	22,12
National Afforestation Programme	35,45
Development of National Parks and Sanctuaries- Pualreng Wildlife Sanctuary	20,70
Financial assistance for conservation and management of Palak wetland in Mizoram	7,50
<b><u>ANIMAL HUSBANDRY</u></b>	
Integrated Dairy Development Project in Non-operation Flood Hilly and Backward Areas	43,54
National Programme of Rinderpest Eradication	3,00
Inland Fisheries	37,50
Integrated sample survey for Estimation of production of Major Livestock Product	8,71
Systematic Control of Livestock diseases of National importance	7,00
Setting up of State Veterinary Council	8,00
Integrated Dairy Development Programmes	85,28
Poultry Development	1,28,00
Conduct of 17th Queen Quinquennial Livestock Census	4,00
Control of Animal diseases	1,36,70
Fund for Foot & mouth/Sample survey statistics/livestock census	7,35

## STATEMENT NO. 11-Contd.

Heads

Actuals for 2004-2005  
(In thousands of rupees)

## RECEIPT HEADS (REVENUE ACCOUNT) -Contd.

## C. GRANTS-IN-AID AND CONTRIBUTION-Contd.

## 1601 Grants-in-aid from Central Government-Contd.

04 Grants for Centrally Sponsored Plan Schemes-Contd.

800 Other Grants-Contd.

Fund for implementation of National Surveillance for communicable diseases.	9,75
Strengthening of Database & Information Networking for the Fisheries Sector	1,03
Conservation of Threatened Breeds of Sheep, Goat, Pigs, Equine, Mithun and Camels	44,50
<b>STATISTICS</b>	
National Sample Survey Programme	4,52
<b>INDUSTRIES</b>	
Growth Centre at Luangmual District, Aizawl for Development of Infrastructural facilities	4,00,00
<b>RURAL AFFAIRS &amp; EMPLOYMENT</b>	
Strengthening of Revenue Administration and Updating of Land Record	2,57,00
Urban Water Supply Programme	49,18,00
Implementation for Sarna Jayanti Sahari Rozgar Yojana (SJSRY)	2,81,83
Rajiv Gandhi National Drinking Water Mission - Accelerated Rural Water Supply Programme	8,50,35
<b>URBAN AFFAIRS AND EMPLOYMENT</b>	
Integrated Development of Small and Mediums Town (IDSMT)	87,20
<b>TOURISM</b>	
Fund for Construction of Tourist Lodge Reception at Saichho, Kanhmun, Tlabung, Berawtlang Development of Economic Tourism at Reike	1,02,00
<b>LABOUR AND EMPLOYMENT</b>	
Establishment of Industrial Training Institutes (ITI s) in Mizoram	1,51,82
<b>WOMEN AND CHILD DEVELOPMENT</b>	
Integrated Child Development Services (ICDS)	3,70,71
Balika Samridhhi Yojana (BSY)	30,00
Release of Grants-in-Aid to State Government for implementation of Swayamsidha	8,74
<b>EDUCATION</b>	
Integrated Education for Disabled Children	41,56
Vocationalisation of Education	1,50,00
Appointment of Language Teachers in the State Government of Mizoram for 2002-	1,40,46
<b>TEXTILE</b>	
Workshed-cum-Housing Schemes for Handloom weavers	13,60
Grant of Financial Assistance under Marketing Incentive Component of Deendayal Hathkargha Protsahan Yojana (DDHPY)	11,23



## STATEMENT NO. 11-Contd.

Heads	Actuals for 2004-2005 (In thousands of rupees)
<b>RECEIPT HEADS (REVENUE ACCOUNT) – Concl.</b>	
<b>C. GRANTS-IN-AID AND CONTRIBUTIONS-Concl.</b>	
<b>1601 Grants-in-aid from Central Government-Concl.</b>	
04 Grants for Centrally Sponsored Plan Schemes-Concl.	
800 Other Grants-Concl.	
Scheme for reimbursement of one time rebate	11,13
Project Package Scheme	10,00
<b><u>INFORMATION AND PUBLICITY</u></b>	
Fund for financial assistance information Technology.	13,52
<b><u>NON-CONVENTIONAL ENERGY SOURCES</u></b>	
Grants received from Ministry of Non-Conventional Energy Sources.	4,36
<b><u>WATER RESOURCES</u></b>	
Rationalisation of Minor Irrigation Statistics	7,15
Command Area Development Programme	17,51
<b>Total - 800</b>	<b>1,36,07,47</b>
<b>Total - 04</b>	<b>1,36,07,47</b>
05 Grants for Special Plan Schemes	
101 Schemes of North Eastern Council	61,45,15
<b>Total - 05</b>	<b>61,45,15</b>
<b>Total - 1601</b>	<b>12,30,92,57</b>
<b>Total - C. GRANTS-IN-AID AND CONTRIBUTIONS</b>	<b>12,30,92,57</b>
<b>Total- Receipt Head (Revenue Account)</b>	<b>15,01,86,83</b>

**STATEMENT NO. 12**  
**DETAILED ACCOUNT OF EXPENDITURE BY MINOR HEADS**

(In this statement figures in italic represent charged expenditure and figures in bold represent Central Sector Plan Schemes)

Heads	Actuals for 2004-2005			Total
	Non-Plan	Plan	Centrally Sponsored Schemes/Central Sector Plan	
<b>EXPENDITURE HEADS</b>				
<b>(REVENUE ACCOUNT)</b>				
(In thousands of rupees)				
<b>A. GENERAL SERVICES</b>				
<b>(a) Organs of State</b>				
2011	Parliament/State/Union Territory Legislatures			
02	State/Union Territory Legislatures			
101	Legislative Assembly	37,04 4,11,57	...	4,48,61
103	Legislative Secretariat	3,65,65	...	3,65,65
Total	02	37,04 7,77,22	...	8,14,26
Total-	2011	37,04 7,77,22	...	8,14,26
2012	President, Vice-President/Governor, Administrator of Union Territories			
03	Governor/Administrator of Union Territories			
090	Secretariat	87,42	...	87,42
101	Emoluments and allowances of the Governor/Administrator of Union Territories	4,32	...	4,32
102	Discretionary Grants	3,50 55,42	...	3,50
103	Household Establishment	55,42	...	55,42
105	Medical Facilities	64	...	64
106	Entertainment Expenses	10	...	10
107	Expenditure from Contract Allowance	3,20	...	3,20
108	Tour Expenses	9,18	...	9,18

## STATEMENT NO. 12-Contd.

(In this statement figures in italic represent charged expenditure and figures in bold represent Central Sector Plan Schemes)

Heads	Actuals for 2004-2005			Total
	Non-Plan	Plan	Centrally Sponsored Schemes/Central Sector Plan	
<b>EXPENDITURE HEADS</b>				
<b>(REVENUE ACCOUNT) -Contd.</b>				
(In thousands of rupees)				
<b>A. GENERAL SERVICES-Contd.</b>				
<b>(a) Organs of State-Contd.</b>				
2012	President, Vice-President/Governor, Administrator of Union Territories-Concl'd.			
03	Governor/Administrator of Union Territories -Concl'd.			
800	Other Expenditure			
	1,00	...	...	1,00
Total	<i>1,59,64</i>	...	...	1,64,78
	5,14	...	...	1,64,78
Total-	<i>1,59,64</i>	...	...	1,64,78
	5,14	...	...	1,64,78
2013	Council of Ministers			
101	Salary of Ministers and Deputy Ministers			
	1,41,48	...	...	1,41,48
105	Discretionary grant by Ministers			
	16,00	...	...	16,00
108	Tour Expenses			
	29,68	...	...	29,68
Total-	1,87,16	...	...	1,87,16
2014	Administration of Justice			
102	High Courts			
	<i>1,33,68</i>	...	...	1,33,68
103	Special Courts			
	32,74	33,54	...	66,28
104	Judicial Commissioners(Union Territories)			
	1,78	...	...	1,78
105	Civil and Session Courts			
	1,10,31	...	...	1,10,31
106	Small Causes Courts			
	77,84	...	...	77,84
114	Legal Advisors and Counsels			
	77,84	...	...	77,84

## STATEMENT NO. 12-Contd.

(In this statement figures in italic represent charged expenditure and figures in bold represent Central Sector Plan Schemes)

Heads	Actuals for 2004-2005			Total	
	Non-Plan	Plan	Centrally Sponsored Schemes/Central Sector Plan		
<b>EXPENDITURE HEADS</b>					
<b>(REVENUE ACCOUNT) -Contd.</b>					
(In thousands of rupees)					
<b>A. GENERAL SERVICES-Contd.</b>					
<b>(a) Organs of State-Concl.</b>					
2014 Administration of Justice-Concl.					
800	Other Expenditure	9,72	23,26	...	32,98
Total-	2014	<i>1,33,68</i>	<b>3,10,23</b>	...	5,00,71
2015 Elections					
102	Electoral Officers	78,75	...	...	78,75
103	Preparation and Printing of Electoral Rolls	2,09,52	...	...	2,09,52
104	Charges for conduct of elections for Lok Sabha and State/Union Territory Legislative Assemblies When held Simultaneously	6,96,82	...	...	6,96,82
108	Issue of Photo Identity Cards to Voters	28,31	...	...	28,31
109	Charges for conduct of Election to Panchayats/Local Bodies	65,15	...	...	65,15
Total-	2015	10,78,55	...	...	10,78,55
Total-	(a) Organs of State	<i>3,30,36</i>	<b>23,58,30</b>	...	27,45,46

## STATEMENT NO. 12-Contd.

(In this statement figures in italic represent charged expenditure and figures in bold represent Central Sector Plan Schemes)

Heads	Actuals for 2004-2005			Total
	Non-Plan	Plan	Centrally Sponsored Schemes/Central Sector Plan	
<b>EXPENDITURE HEADS</b>				
<b>(REVENUE ACCOUNT) -Contd.</b>				
(In thousands of rupees)				
<b>A. GENERAL SERVICES-Contd.</b>				
<b>(b) Fiscal Services</b>				
<b>(ii) Collection of Taxes on Property and Capital Transactions</b>				
2029	Land Revenue			
001	Direction and Administration	2,05,28	...	2,05,28
102	Survey and Settlement Operations	91,01	...	91,01
103	Land Records	1,02,60	...	1,02,60
Total-	2029	3,98,89	...	3,98,89
2030	Stamps and Registration			
01	Stamps-Judicial			
101	Cost of Stamps	3,69	...	3,69
Total	01	3,69	...	3,69
Total-	2030	3,69	...	3,69
Total-	(ii) Collection of Taxes on Property and Capital Transactions	4,02,58	...	4,02,58

## STATEMENT NO. 12-Contd.

(In this statement figures in italic represent charged expenditure and figures in bold represent Central Sector Plan Schemes)

Heads	Actuals for 2004-2005			Total
	Non-Plan	Plan	Centrally Sponsored Schemes/Central Sector Plan	
<b>EXPENDITURE HEADS</b>				
<b>(REVENUE ACCOUNT)-Contd.</b>				
(In thousands of rupees)				
<b>A. GENERAL SERVICES-Contd.</b>				
<b>(b) Fiscal Services-Contd.</b>				
<b>(iii) Collection of Taxes on Commodities and Services</b>				
2039	State Excise			
001	Direction and Administration	7,02,16	...	7,02,16
800	Other Expenditure	16,00	...	16,00
Total-	2039	7,18,16	...	7,18,16
2040	Taxes on Sales, Trade etc.			
001	Direction and Administration	2,63,93	72,75	3,36,68
101	Collection Charges	4,96	...	4,96
Total-	2040	2,68,89	72,75	3,41,64
2041	Taxes on Vehicles			
001	Direction and Administration	1,22,19	77,26	1,99,45
Total-	2041	1,22,19	77,26	1,99,45
Total-	(iii) Collection of Taxes on Commodities and Services	11,09,24	1,50,01	12,59,25

## STATEMENT NO. 12-Contd.

(In this statement figures in italic represent charged expenditure and figures in bold represent Central Sector Plan Schemes)

Heads	Actuals for 2004-2005			Total
	Non-Plan	Plan	Centrally Sponsored Schemes/Central Sector Plan	
<b>EXPENDITURE HEADS</b>				
<b>(REVENUE ACCOUNT) - Contd.</b>				
(In thousands of rupees)				
<b>A. GENERAL SERVICES-Contd.</b>				
<b>(b) Fiscal Services-Concltd.</b>				
(iv) Other Fiscal Services				
2047	Other Fiscal Services			
103	Promotion of Small Savings	58,18	...	58,18
Total-	2047	58,18	...	58,18
Total-	(iv) Other Fiscal Services	58,18	...	58,18
Total-	(b) Fiscal Services	15,70,00	1,50,01	17,20,01
<b>(c) Interest payment and servicing of debt</b>				
2048	Appropriation for reduction or avoidance of debt			
101	Sinking Funds	5,00,00	...	5,00,00
Total-	2048	5,00,00	...	5,00,00
2049	Interest Payments			
01	Interest on Internal Debt			
101	Interest on Market Loans	78,74,59	...	78,74,59
115	Interest on Ways & Means Advances from Reserve Bank of India	47,60	...	47,60
122	Interest on Investment in Special Central Govt. Securities issued against net collections of Small Savings from 1-4-99	8,15,75	...	8,15,75

## STATEMENT NO. 12-Contd.

(In this statement figures in italic represent charged expenditure and figures in bold represent Central Sector Plan Schemes)

Heads	Actuals for 2004-2005			Total
	Non-Plan	Plan	Centrally Sponsored Schemes/Central Sector Plan	
<b>EXPENDITURE HEADS</b>				
<b>(REVENUE ACCOUNT) -Contd.</b>				
(In thousands of rupees)				
<b>A. GENERAL SERVICES-Contd.</b>				
<b>(c) Interest payment and servicing of debt-Contd.</b>				
2049	Interest Payments-Contd.			
01	Interest on Internal Debt-Concltd.			
200	6,78,39			6,78,39
305	16,18			16,18
Total	94,32,51			94,32,51
03	Interest on Small Savings Provident Funds, etc.			
104	41,20,00			41,20,00
108	3,60,00			3,60,00
Total	44,80,00			44,80,00
04	Interest on Loans and Advances from Central Government			
101	36,60,66			36,60,66
103	2,34,26			2,34,26
104	1,91,12			1,91,12
105	1,46,59			1,46,59
108	4,50			4,50



## STATEMENT NO. 12-Contd.

(In this statement figures in italic represent charged expenditure and figures in bold represent Central Sector Plan Schemes)

Heads	Actuals for 2004-2005			Total
	Non-Plan	Plan	Centrally Sponsored Schemes/Central Sector Plan	
<b>EXPENDITURE HEADS</b>				
<b>(REVENUE ACCOUNT) -Contd.</b>				
(In thousands of rupees)				
<b>A. GENERAL SERVICES-Contd.</b>				
<b>(c) Interest payment and servicing of debt-Contd.</b>				
2049	Interest Payments-Concl'd.			
04	Interest on Loans and Advances from Central Government-Concl'd.			
Total	04	42,37,13	...	42,37,13
Total-	2049	1,81,49,64	...	1,81,49,64
Total-	(c) Interest payment and servicing of Debt	1,86,49,64	...	1,86,49,64
<b>(d) Administrative Services</b>				
2051	Public Service Commission			
102	State Public Service Commission	1,29,58	...	1,29,58
800	Other Expenditure	50	...	50
Total-	2051	1,30,08	...	1,30,08
2052	Secretariat-General Services			
090	Secretariat	17,39,84	...	17,39,84
092	Other Offices	56,70	...	56,70
Total-	2052	17,96,54	...	17,96,54
2053	District Administration			
093	District Establishments	6,94,63	74,00	7,68,63

## STATEMENT NO. 12-Contd.

(In this statement figures in italic represent charged expenditure and figures in bold represent Central Sector Plan Schemes)

Heads	Actuals for 2004-2005			Total
	Non-Plan	Plan	Centrally Sponsored Schemes/Central Sector Plan	
<b>EXPENDITURE HEADS</b>				
<b>(REVENUE ACCOUNT) -Contd.</b>				
(In thousands of rupees)				
<b>A. GENERAL SERVICES-Contd.</b>				
<b>(d) Administrative Services-Contd.</b>				
2053	District Administration-Concl'd.			
094	Other Establishments	5,65,91	88,43	6,54,34
Total-	2053	12,60,54	1,62,43	14,22,97
2054	Treasury and Accounts Administration			
095	Directorate of Accounts and Treasuries	6,51,87	...	6,51,87
Total-	2054	6,51,87	...	6,51,87
2055	Police			
001	Direction and Administration	5,68,30	25,34	5,93,64
003	Education and Training	2,38,90	...	2,38,90
101	Criminal Investigation and Vigilance	8,06,98	...	8,06,98
102	Central Reserve Police	13,79	...	13,79
104	Special Police	50,81,53	...	50,81,53
109	District Police	22,39,34	...	22,39,34
110	Village Police	5,82	...	5,82
113	Welfare of Police Personnel	87,46	...	87,46
114	Wireless and Computers	8,75,84	...	8,75,84
115	Modernisation of Police Force	2,14,26	...	2,14,26

## STATEMENT NO. 12-Contd.

(In this statement figures in italic represent charged expenditure and figures in bold represent Central Sector Plan Schemes)

Heads	Actuals for 2004-2005			Total
	Non-Plan	Plan	Centrally Sponsored Schemes/Central Sector Plan	
<b>EXPENDITURE HEADS</b>				
<b>(REVENUE ACCOUNT) -Contd.</b>				
(In thousands of rupees)				
<b>A. GENERAL SERVICES-Contd.</b>				
<b>(d) Administrative Services-Contd.</b>				
2055	Police-Concltd.			
116	Forensic Science	9,42	25,85	35,27
Total-	2055	1,01,41,64	51,19	1,01,92,83
2056	Jails			
001	Direction and Administration	78,38	7,11	85,49
101	Jails	4,02,09	54,40	4,56,49
102	Jail Manufactures	...	12,64	12,64
800	Other Expenditure	...	3,54,93	3,54,93
Total-	2056	4,80,47	74,15	9,09,55
2057	Supplies and Disposals			
101	Purchase	57,13	...	57,13
Total-	2057	57,13	...	57,13
2058	Stationery and Printing			
001	Direction and Administration	56,81	...	56,81
101	Purchase and Supply of Stationery Stores	87,61	1,42	89,03
103	Government Presses	2,49,15	1,00,95	3,50,10

## STATEMENT NO. 12-Contd.

(In this statement figures in italic represent charged expenditure and figures in bold represent Central Sector Plan Schemes)

Heads	Actuals for 2004-2005			Total	
	Non-Plan	Plan	Centrally Sponsored Schemes/Central Sector Plan		
<b>EXPENDITURE HEADS</b>					
<b>(REVENUE ACCOUNT) -Contd.</b>					
(In thousands of rupees)					
<b>A. GENERAL SERVICES-Contd.</b>					
<b>(d) Administrative Services-Contd.</b>					
2058	Stationery and Printing-Concl'd.				
105	Government Publications	...	21,63	...	21,63
Total-	2058	3,93,57	1,24,00	...	5,17,57
2059	Public Works				
80	General				
001	Direction and Administration	7,28,76	1,03,99	...	8,32,75
004	Planning and Research	81,71	...	...	81,71
052	Machinery and Equipment	25,00	...	...	25,00
053	Maintenance and Repairs	1,16,59	1,39,00	...	2,55,59
105	Public works and Workshop	97,83	...	...	97,83
799	Suspense	(-) 8,62 (a)	...	...	(-) 8,62 (a)
Total	80	10,41,27	2,42,99	...	12,84,26
Total-	2059	10,41,27	2,42,99	...	12,84,26
2070	Other Administrative Services				
001	Direction and Administration	10	...	...	10
003	Training	18,43	55,14	21,19	94,76
104	Vigilance	95,14	...	...	95,14
107	Home Guards	6,46,73	....	...	6,46,73

(a) Minus figure is due to recoveries being more than expenditure during the year.

## STATEMENT NO. 12-Contd.

(In this statement figures in italic represent charged expenditure and figures in bold represent Central Sector Plan Schemes)

Heads	Actuals for 2004-2005			Total	
	Non-Plan	Plan	Centrally Sponsored Schemes/Central Sector Plan		
<b>EXPENDITURE HEADS</b>					
<b>(REVENUE ACCOUNT) - Contd.</b>					
(In thousands of rupees)					
<b>A. GENERAL SERVICES-Contd.</b>					
<b>(d) Administrative Services-Concl'd.</b>					
2070	Other Administrative Services-Concl'd.				
108	Fire Protection and Control	1,93,02	...	...	1,93,02
115	Guest Houses, Government Hostels etc.	5,85,13	...	...	5,85,13
800	Other Expenditure	8,27,44	...	...	8,27,44
Total-	2070	23,65,99	55,14	21,19	24,42,32
Total-	(d) Administrative Services	<i>1,30,08</i> 1,81,89,02	7,09,90	3,76,12	1,94,05,12

**(e) Pensions and Miscellaneous General Services**

2071	Pensions and Other Retirement Benefits				
01	Civil				
101	Superannuation and Retirement Allowances	44,13,22	...	...	44,13,22
102	Commutated value of Pension	5,62,60	...	...	5,62,60
103	Compassionate allowance	3,17	...	...	3,17
104	Gratuities	10,73,99	...	...	10,73,99
105	Family Pensions	21,54,66	...	...	21,54,66
110	Pensions of Employees of Local Bodies	29	...	...	29
111	Pensions to Legislators	22,28	...	...	22,28
115	Leave Encashment Benefits	6,48,28	...	...	6,48,28

## STATEMENT NO. 12-Contd.

(In this statement figures in italic represent charged expenditure and figures in bold represent Central Sector Plan Schemes)

Heads	Actuals for 2004-2005			Total
	Non-Plan	Plan	Centrally Sponsored Schemes/Central Sector Plan	
<b>EXPENDITURE HEADS</b>				
<b>(REVENUE ACCOUNT) -Contd.</b>				
(In thousands of rupees)				
<b>A. GENERAL SERVICES-Concl.</b>				
<b>(e) Pensions and Miscellaneous General Services-Concl.</b>				
2071	Pensions and Other Retirement Benefits -Concl.			
01	Civil-Concl.			
200	Other Pensions	3,25	...	3,25
Total	01	88,81,74	...	88,81,74
Total-	2071	88,81,74	...	88,81,74
2075	Miscellaneous General Services			
103	State Lotteries	63,16	...	63,16
Total-	2075	63,16	...	63,16
Total-	(e) Pensions and Miscellaneous General Services	89,44,90	...	89,44,90
Total-	<b>A. GENERAL SERVICES</b>	<b>1,91,10,08</b> 3,10,62,22	9,16,71	3,76,12
<b>B. SOCIAL SERVICES</b>				
<b>(a) Education, Sports, Art and Culture</b>				
2202	General Education			
01	Elementary Education			
001	Direction and Administration	...	25,58	25,58

## STATEMENT NO. 12-Contd.

(In this statement figures in italic represent charged expenditure and figures in bold represent Central Sector Plan Schemes)

Heads	Actuals for 2004-2005			Total
	Non-Plan	Plan	Centrally Sponsored Schemes/Central Sector Plan	
<b>EXPENDITURE HEADS</b>				
<b>(REVENUE ACCOUNT) -Contd.</b>				
(In thousands of rupees)				
<b>B. SOCIAL SERVICES-Contd.</b>				
<b>(a) Education, Sports, Art and Culture-Contd.</b>				
2202	General Education-Contd.			
01	Elementary Education-Concl'd.			
101	Government Primary Schools	74,85,19	8,60,66	83,45,85
102	Assistance to Non Government Primary Schools	66,97	20,30,44	20,97,41
104	Inspection	1,87,50	9,32,86	11,20,36
<b>Total</b>	<b>01</b>	<b>77,39,66</b>	<b>38,49,54</b>	<b>1,15,89,20</b>
02	Secondary Education			
004	Research and Training	71,67	76,77	1,48,44
101	Inspection	1,04,30	...	1,04,30
103	Non-formal Education	96,40	...	1,50,78
104	Teachers and Other Services	50	...	50
105	Teachers Training	44,78	17,07	1,48,68
107	Scholarships	81,00	67,96	1,48,96
109	Government Secondary Schools	29,32,04	5,85,15	35,22,68
110	Assistance to Non-Govt. Secondary Schools	...	10,24,85	10,24,85
<b>Total</b>	<b>02</b>	<b>33,30,69</b>	<b>17,71,80</b>	<b>52,49,19</b>
03	University and Higher Education			
001	Direction and Administration	64,60	24,13	88,73
103	Government Colleges and Institutes	10,35,60	2,29,56	12,65,16

## STATEMENT NO. 12-Contd.

(In this statement figures in italic represent charged expenditure and figures in bold represent Central Sector Plan Schemes)

Heads	Actuals for 2004-2005			Total	
	Non-Plan	Plan	Centrally Sponsored Schemes/Central Sector Plan		
<b>EXPENDITURE HEADS</b>					
<b>(REVENUE ACCOUNT) -Contd.</b>					
(In thousands of rupees)					
<b>B. SOCIAL SERVICES-Contd.</b>					
<b>(a) Education, Sports, Art and Culture-Contd.</b>					
2202	General Education-Contd.				
03	University and Higher Education-Concltd.				
104	Assistance to Non-Government Colleges and Institutes	...	7,41,26	...	7,41,26
107	Scholarships	30,09	6,00	8,89,52	9,25,61
<b>Total</b>	<b>03</b>	<b>11,30,29</b>	<b>10,00,95</b>	<b>8,89,52</b>	<b>30,20,76</b>
04	Adult Education				
001	Direction and Administration	90,43	41,20	5,70	1,37,33
103	Rural Functional Literacy Programmes	14,83	...	...	14,83
200	Other Adult Education Programmes	3,70	...	...	3,70
<b>Total</b>	<b>04</b>	<b>1,08,96</b>	<b>41,20</b>	<b>5,70</b>	<b>1,55,86</b>
05	Language Development				
102	Promotion of Modern Indian Languages and Literature	11,23,66	1,04,39	3,57,65	15,85,70
<b>Total</b>	<b>05</b>	<b>11,23,66</b>	<b>1,04,39</b>	<b>3,57,65</b>	<b>15,85,70</b>
80	General				
001	Direction and Administration	1,11,75	34,61	...	1,46,36
004	Research	8,06	20,67	...	28,73
108	Examinations	1,02,30	40,00	...	1,42,30
800	Other Expenditure	24,80	43,61	...	68,41
<b>Total</b>	<b>80</b>	<b>2,46,91</b>	<b>1,38,89</b>	<b>...</b>	<b>3,85,80</b>



## STATEMENT NO. 12-Contd.

(In this statement figures in italic represent charged expenditure and figures in bold represent Central Sector Plan Schemes)

Heads	Actuals for 2004-2005			Total	
	Non-Plan	Plan	Centrally Sponsored Schemes/Central Sector Plan		
<b>EXPENDITURE HEADS</b>					
<b>(REVENUE ACCOUNT) -Contd.</b>					
(In thousands of rupees)					
<b>B. SOCIAL SERVICES-Contd.</b>					
<b>(a) Education, Sports, Art and Culture-Contd.</b>					
2202 General Education-Concl'd.					
Total-	2202	1,36,80,17	69,06,77	13,99,57	2,19,86,51
2203 Technical Education					
001	Direction and Administration	...	13,51	...	13,51
105	Polytechnics	73,94	7,63,61	...	8,37,55
Total-	2203	73,94	7,77,12	...	8,51,06
2204 Sports and Youth Services					
001	Direction and Administration	30,31	83,96	...	1,14,27
102	Youth Welfare Programmes for Students	58,19	63,91	55,73	1,77,83
103	Youth Welfare Programmes for Non-Students	...	5,71	...	5,71
104	Sports and Games	87,96	1,80,23	63,62	3,31,81
Total-	2204	1,76,46	3,33,81	1,19,35	6,29,62
2205 Art and Culture					
001	Direction and Administration	50,29	57,45	...	1,07,74
101	Fine Arts Education	13,33	7,26	...	20,59
102	Promotion of Arts and Culture	35,62	8,31	...	43,93

## STATEMENT NO. 12-Contd.

(In this statement figures in italic represent charged expenditure and figures in bold represent Central Sector Plan Schemes)

Heads	Actuals for 2004-2005			Total	
	Non-Plan	Plan	Centrally Sponsored Schemes/Central Sector Plan		
<b>EXPENDITURE HEADS</b>					
<b>(REVENUE ACCOUNT) -Contd.</b>					
(In thousands of rupees)					
<b>B. SOCIAL SERVICES-Contd.</b>					
<b>(a) Education, Sports, Art and Culture-Concl.</b>					
2205 Art and Culture-Concl.					
103	Archaeology	5,24	1,84	...	7,08
104	Archives	15,26	3,20	...	18,46
105	Public Libraries	35,79	24,01	...	59,80
107	Museums	15,24	6,25	...	21,49
108	Anthropological Survey	...	57	...	57
800	Other Expenditure	3,58	1,64	...	5,22
Total-	2205	1,74,35	1,10,53	...	2,84,88
Total-	(a) Education, Sports, Art and Culture	1,41,04,92	81,28,23	15,18,92	2,37,52,07
<b>(b) Health and Family Welfare</b>					
2210 Medical and Public Health					
01 Urban Health Services-Allopathy					
001	Direction and Administration	1,93,26	2,60,99	...	4,54,25
104	Medical Stores Depots	23,93	1,30,70	...	1,54,63
109	School Health Scheme	3,95	8,40	...	12,35
110	Hospital and Dispensaries	7,58,81	7,62,84	22,35	15,44,00
200	Other Health Schemes	...	1,04,49	...	1,04,49
Total:	01	9,79,95	12,67,42	22,35	22,69,72

## STATEMENT NO. 12-Contd.

(In this statement figures in italic represent charged expenditure and figures in bold represent Central Sector Plan Schemes)

Heads	Actuals for 2004-2005			Total	
	Non-Plan	Plan	Centrally Sponsored Schemes/Central Sector Plan		
<b>EXPENDITURE HEADS</b>					
<b>(REVENUE ACCOUNT) -Contd.</b>					
(In thousands of rupees)					
<b>B. SOCIAL SERVICES-Contd.</b>					
<b>(b) Health and Family Welfare-Contd.</b>					
2210 Medical and Public Health-Contd.					
02	Urban Health Services- Other systems of medicine				
102	Homeopathy	...	3,67	89,68	93,35
200	Other Systems	...	...	5,17	5,17
Total	02	...	3,67	94,85	98,52
03	Rural Health Services- Allopathy				
102	Subsidiary Health Centres	6,93,40	...	...	6,93,40
103	Primary Health Centres	7,61,11	9,22,80	...	16,83,91
104	Community Health Centres	...	1,66,58	...	1,66,58
Total	03	14,54,51	10,89,38	...	25,43,89
05	Medical Education, Training and Research				
105	Allopathy	45,92	1,04,70	...	1,50,62
Total	05	45,92	1,04,70	...	1,50,62
06	Public Health				
003	Training	...	39,61	...	39,61
101	Prevention and Control of diseases	5,54,65	4,44,46	94,57	10,93,68
104	Drug Control	2,81	27,60	...	30,41
107	Public Health Laboratories	10,60	1,01	...	11,61

## STATEMENT NO. 12-Contd.

(In this statement figures in italic represent charged expenditure and figures in bold represent Central Sector Plan Schemes)

Heads	Actuals for 2004-2005			Total	
	Non-Plan	Plan	Centrally Sponsored Schemes/Central Sector Plan		
<b>EXPENDITURE HEADS</b>					
<b>(REVENUE ACCOUNT) -Contd.</b>					
(In thousands of rupees)					
<b>B. SOCIAL SERVICES-Contd.</b>					
<b>(b) Health and Family Welfare-Concltd.</b>					
2210	Medical and Public Health-Concltd.				
06	Public Health-Concltd.				
112	Public Health Education	9,01	7,58	...	16,59
Total	06	5,77,07	5,20,26	94,57	11,91,90
Total-	2210	30,57,45	29,85,43	2,11,77	62,54,65
2211	Family Welfare				
003	Training	...	...	34,16	34,16
101	Rural Family Welfare Services	...	87,67	6,10,82	6,98,49
102	Urban Family Welfare Services	...	20,00	5,27	25,27
103	Maternity and Child Health	48,42	...	...	48,42
104	Transport	...	...	25,00	25,00
105	Compensation	...	...	10,07	10,07
200	Other Services and Supplies	11	...	77,06	77,17
798	International Co-operation	...	...	10	10
Total-	2211	48,53	1,07,67	7,62,48	9,18,68
Total-	(b) Health and Family Welfare	31,05,98	30,93,10	9,74,25	71,73,33

## STATEMENT NO. 12-Contd.

(In this statement figures in italic represent charged expenditure and figures in bold represent Central Sector Plan Schemes)

Heads	Actuals for 2004-2005			Total	
	Non-Plan	Plan	Centrally Sponsored Schemes/Central Sector Plan		
<b>EXPENDITURE HEADS</b>					
<b>(REVENUE ACCOUNT) -Contd.</b>					
(In thousands of rupees)					
<b>B. SOCIAL SERVICES-Contd.</b>					
<b>(c) Water Supply, Sanitation, Housing and Urban Development</b>					
2215 Water Supply and Sanitation					
01	Water Supply				
001	Direction and Administration	24,94,74	6,73,07	24,49	31,92,30
003	Training	...	2,97	...	2,97
101	Urban Water Supply Programmes	...	6,06,96	...	6,06,96
102	Rural Water Supply Programmes	...	3,56,00	...	3,56,00
799	Suspense	(-) 79 (a)	...	...	(-) 79 (a)
800	Other Expenditure	5,00	35,00	...	40,00
Total	01	24,98,95	16,74,00	24,49	41,97,44
Total	2215	24,98,95	16,74,00	24,49	41,97,44
2216 Housing					
01	Government Residential Buildings				
700	Other Housing	2,24,01	60,17	...	2,84,18
Total	01	2,24,01	60,17	...	2,84,18
02	Urban Housing				
103	Assistance to Housing Boards	...	3,22,45	...	3,22,45
Total	02	...	3,22,45	...	3,22,45

(a) Minus figure is due to recoveries being more than expenditure during the year.

## STATEMENT NO. 12-Contd.

(In this statement figures in italic represent charged expenditure and figures in bold represent Central Sector Plan Schemes)

Heads	Actuals for 2004-2005			Total
	Non-Plan	Plan	Centrally Sponsored Schemes/Central Sector Plan	
<b>EXPENDITURE HEADS</b>				
<b>(REVENUE ACCOUNT) -Contd.</b>				
(In thousands of rupees)				
<b>B. SOCIAL SERVICES-Contd.</b>				
<b>(c) Water Supply, Sanitation, Housing and Urban Development -Contd.</b>				
2216	Housing-Concl.			
03	Rural Housing			
103	Assistance to Housing Boards	1,00	...	1,00
Total	03	1,00	...	1,00
80	General			
003	Training	...	10,00	10,00
Total	80	...	10,00	10,00
Total-	2216	2,25,01	3,92,62	6,17,63
2217	Urban Development			
01	State Capital Development			
001	Direction and Administration	...	23,20	23,20
Total	01	...	23,20	23,20
03	Integrated Development of Small and Medium Towns			
001	Direction and Administration	29,26	50,51	79,77
Total	03	29,26	50,51	79,77
04	Slum Area Improvement			
051	Construction	...	1,00,00	1,00,00
Total	04	...	1,00,00	1,00,00

## STATEMENT NO. 12-Contd.

(In this statement figures in italic represent charged expenditure and figures in bold represent Central Sector Plan Schemes)

Heads	Actuals for 2004-2005			Total
	Non-Plan	Plan	Centrally Sponsored Schemes/Central Sector Plan	
<b>EXPENDITURE HEADS</b>				
<b>(REVENUE ACCOUNT) -Contd.</b>				
(In thousands of rupees)				
<b>B. SOCIAL SERVICES-Contd.</b>				
<b>(c) Water Supply, Sanitation, Housing and Urban Development -Concl.</b>				
2217	Urban Development-Concl.			
05	Other Urban Development Schemes			
001	Direction and Administration	1,98,94	4,75,64	6,74,58
800	Other Expenditure	...	88,89	3,74,15
Total	05	1,98,94	5,64,53	10,48,73
80	General			
001	Direction and Administration	...	74,79	74,79
Total	80	...	74,79	74,79
Total-	2217	2,28,20	8,13,03	13,26,49
Total-	(c) Water Supply, Sanitation, Housing and Urban Development	29,52,16	28,79,65	61,41,56

**(d) Information and Broadcasting**

2220	Information and Publicity			
01	Films			
001	Direction and Administration	1,38,68	...	1,38,68
003	Training	45	6,00	6,45
105	Production of films	35	9,94	10,29
Total	01	1,39,48	15,94	1,55,42

## STATEMENT NO. 12-Contd.

(In this statement figures in italic represent charged expenditure and figures in bold represent Central Sector Plan Schemes)

Heads	Actuals for 2004-2005			Total
	Non-Plan	Plan	Centrally Sponsored Schemes/Central Sector Plan	
<b>EXPENDITURE HEADS</b>				
<b>(REVENUE ACCOUNT) -Contd.</b>				
(In thousands of rupees)				
<b>B. SOCIAL SERVICES-Contd.</b>				
<b>(d) Information and Broadcasting-Concl.</b>				
2220	Information and Publicity-Concl.			
60	Others			
101	Advertising and Visual Publicity	60	5,00	5,60
102	Information Centres	61,80	15,02	76,82
103	Press Information Services	50	8,01	8,51
106	Field Publicity	7,65	16,00	23,65
107	Song and Drama Services	60	4,00	4,60
109	Photo Services	6,23	9,00	15,23
110	Publications	20	14,70	14,90
111	Community Radio and Television	30	1,89	2,19
800	Other Expenditure	...	56,99	56,99
Total	60	77,88	1,30,61	2,08,49
Total-	2220	2,17,36	1,46,55	3,63,91
Total-	(d) Information and Broadcasting	2,17,36	1,46,55	3,63,91



## STATEMENT NO. 12-Contd.

(In this statement figures in italic represent charged expenditure and figures in bold represent Central Sector Plan Schemes)

Heads	Actuals for 2004-2005			Total	
	Non-Plan	Plan	Centrally Sponsored Schemes/Central Sector Plan		
<b>EXPENDITURE HEADS</b>					
<b>(REVENUE ACCOUNT)-Contd.</b>					
(In thousands of rupees)					
<b>B. SOCIAL SERVICES-Contd.</b>					
<b>(e) Welfare of Schedule Castes, Schedule Tribes and Other Backward Classes</b>					
2225	Welfare of Scheduled Castes, Scheduled Tribes and Other Backward Classes				
80	General				
800	Other Expenditure				
	40,58,10	20,22,00	49,00	61,29,10	
Total	80	40,58,10	20,22,00	49,00	61,29,10
Total-	2225	40,58,10	20,22,00	49,00	61,29,10
Total-	(e) Welfare of Schedule Castes, Schedule Tribes and Other Backward Classes	40,58,10	20,22,00	49,00	61,29,10
<b>(f) Labour and Labour Welfare</b>					
2230	Labour and Employment				
01	Labour				
001	Direction and Administration				
	32,68	22,82	...	55,50	
Total	01	32,68	22,82	...	55,50
02	Employment Service				
101	Employment Services				
	73,49	21,55	...	95,04	
Total	02	73,49	21,55	...	95,04
03	Training				
003	Training of Craftsmen and Supervisors				
	46,33	49,75	17,09	1,13,17	

## STATEMENT NO. 12-Contd.

(In this statement figures in italic represent charged expenditure and figures in bold represent Central Sector Plan Schemes)

Heads	Actuals for 2004-2005				
	Non-Plan	Plan	Centrally Sponsored Schemes/Central Sector Plan	Total	
<b>EXPENDITURE HEADS</b>					
<b>REVENUE ACCOUNT) -Contd.</b>					
(In thousands of rupees)					
<b>B. SOCIAL SERVICES-Contd.</b>					
<b>(f) Labour and Labour Welfare-Concltd.</b>					
2230	Labour and Employment-Concltd.				
03	Training-Concltd.				
101	Industrial Training Institutes				
	...	...	59,74	59,74	
Total	03	46,33	49,75	76,83	1,72,91
Total-	2230	1,52,50	94,12	76,83	3,23,45
Total-	(f) Labour and Labour Welfare	1,52,50	94,12	76,83	3,23,45
<b>(g) Social Welfare and Nutrition</b>					
2235	Social Security and Welfare				
01	Rehabilitation				
001	Direction and Administration				
	33,70	...	...	33,70	
200	Other Relief Measures				
	1,09,54	...	...	1,09,54	
Total	01	1,43,24	...	...	1,43,24
02	Social Welfare				
001	Direction and Administration				
	1,49,60	11,69	6,04,89	7,66,18	
101	Welfare of Handicapped				
	37,50	22,50	...	60,00	
102	Child Welfare				
	8,90	9,93	...	18,83	
103	Women's Welfare				
	20,55	49,35	13,75	83,65	
104	Welfare of Aged, Infirm and Destitute				
	8,25	50	...	8,75	
105	Prohibition				
	...	15,00	...	15,00	

## STATEMENT NO. 12-Contd.

(In this statement figures in italic represent charged expenditure and figures in bold represent Central Sector Plan Schemes)

Heads	Actuals for 2004-2005			Total	
	Non-Plan	Plan	Centrally Sponsored Schemes/Central Sector Plan		
<b>EXPENDITURE HEADS</b>					
<b>(REVENUE ACCOUNT)-Contd.</b>					
(In thousands of rupees)					
<b>B. SOCIAL SERVICES-Contd.</b>					
<b>(g) Social Welfare and Nutrition-Contd.</b>					
2235	Social Security and Welfare-Concl'd.				
02	Social Welfare-Concl'd.				
106	Correctional Services	...	1,27,03	30,68	1,57,71
107	Assistance to Voluntary Organisations	...	7,00	...	7,00
109	Pre-Vocational Training	...	...	10,87	10,87
200	Other Programmes	9,40	...	9,78	19,18
Total	02	2,34,20	2,43,00	6,69,97	11,47,17
03	National Social Assistance Programme				
101	National Old Age Pension Scheme	...	1,26,30	...	1,26,30
102	National Family Benefit Scheme	...	35,70	...	35,70
Total	03	...	1,62,00	...	1,62,00
60	Other Social Security and Welfare programmes				
104	Deposit Linked Insurance Scheme Government P.F.	1,33,54	...	...	1,33,54
Total	60	1,33,54	...	...	1,33,54
Total-	2235	5,10,98	4,05,00	6,69,97	15,85,95
2236	Nutrition				
02	Distribution of nutritious food and beverages				
101	Special Nutrition Programmes	...	6,82,00	...	6,82,00
Total:	02	...	6,82,00	...	6,82,00

## STATEMENT NO. 12-Contd.

(In this statement figures in italic represent charged expenditure and figures in bold represent Central Sector Plan Schemes)

Heads	Actuals for 2004-2005			Total
	Non-Plan	Plan	Centrally Sponsored Schemes/Central Sector Plan	
<b>EXPENDITURE HEADS</b>				
<b>(REVENUE ACCOUNT) -Contd.</b>				
<b>B. SOCIAL SERVICES-Contd.</b>				
<b>(g) Social Welfare and Nutrition-Concltd.</b>				
(In thousands of rupees)				
2236	Nutrition-Concltd.			
80	General			
001	Direction and Administration	26,00	...	26,00
Total	80	26,00	...	26,00
Total-	2236	26,00	6,82,00	7,08,00
2245	Relief on Account of Natural Calamities			
05	Calamity Relief Fund			
101	Transfer to Reserve Funds and Deposit Accounts-Calamity Relief Fund.	11,58,00	...	11,58,00
Total	05	11,58,00	...	11,58,00
Total-	2245	11,58,00	...	11,58,00
Total-	(g) Social Welfare and Nutrition	16,94,98	10,87,00	34,51,95
<b>(h) Others</b>				
2250	Other Social Services			
800	Other Expenditure	20,00	...	20,00

## STATEMENT NO. 12-Contd.

(In this statement figures in italic represent charged expenditure and figures in bold represent Central Sector Plan Schemes)

Heads	Actuals for 2004-2005			Total
	Non-Plan	Plan	Centrally Sponsored Schemes/Central Sector Plan	
<b>EXPENDITURE HEADS</b>				
<b>(REVENUE ACCOUNT) -Contd.</b>				
(In thousands of rupees)				
<b>B. SOCIAL SERVICES-Concltd.</b>				
<b>(h) Others-Concltd.</b>				
2250	Other Social Services-Concltd.			
Total-	2250	20,00	...	20,00
2251	Secretariat-Social Services			
090	Secretariat	2,94,95	...	2,94,95
Total-	2251	2,94,95	...	2,94,95
Total-	(h) Others	3,14,95	...	3,14,95
Total-	<b>B. SOCIAL SERVICES</b>	2,66,00,95	1,74,50,65	35,98,72
<b>C. ECONOMIC SERVICES</b>				
<b>(a) Agriculture and Allied Activities</b>				
2401	Crop Husbandry			
001	Direction and Administration	11,45,47	4,78,48	16,23,95
102	Food Grain Crops	6,40	37,10	2,52,29
103	Seeds	15,13	9,67	24,80
105	Manures and Fertilisers	7,07	14,98	1,65,82
107	Plant Protection	...	5,00	5,00
108	Commercial Crops	...	2,00	23,00
109	Extension and Farmers' Training	26,96	26,26	91,41

## STATEMENT NO. 12-Contd.

(In this statement figures in italic represent charged expenditure and figures in bold represent Central Sector Plan Schemes)

Heads	Actuals for 2004-2005			Total	
	Non-Plan	Plan	Centrally Sponsored Schemes/Central Sector Plan		
<b>EXPENDITURE HEADS</b>					
<b>(REVENUE ACCOUNT) -Contd.</b>					
(In thousands of rupees)					
<b>C. ECONOMIC SERVICES-Contd.</b>					
<b>(a) Agriculture and Allied Activities-Contd.</b>					
2401	Crop Husbandry-Concltd.				
113	Agricultural Engineering	...	10,50	...	10,50
114	Development of Oil Seeds	...	...	1,06,95	1,06,95
119	Horticulture and Vegetable Crops	1,00	33,24	1,37,03	1,71,27
800	Other Expenditure	....	27,89,30	11,05,30	38,94,60
Total-	2401	12,02,03	34,06,53	17,63,03	63,71,59
2402	Soil and Water Conservation				
001	Direction and Administration	3,55,36	1,54,46	...	5,09,82
101	Soil Survey and Testing	....	70	...	70
102	Soil Conservation	...	59,00	...	59,00
103	Land Reclamation and Development	...	33,62	...	33,62
109	Extension and Training	...	13,64	...	13,64
800	Other Expenditure	....	98,66	...	98,66
Total-	2402	3,55,36	3,60,08	...	7,15,44
2403	Animal Husbandry				
001	Direction and Administration	2,13,25	67,65	...	2,80,90
101	Veterinary Services and Animal Health	3,91,26	97,79	1,38,87	6,27,92

## STATEMENT NO. 12-Contd.

(In this statement figures in italic represent charged expenditure and figures in bold represent Central Sector Plan Schemes)

Heads	Actuals for 2004-2005			Total	
	Non-Plan	Plan	Centrally Sponsored Schemes/Central Sector Plan		
<b>EXPENDITURE HEADS</b>					
<b>(REVENUE ACCOUNT)-Contd.</b>					
<b>C. ECONOMIC SERVICES-Contd.</b>					
<b>(a) Agriculture and Allied Activities-Contd.</b>					
(In thousands of rupees)					
2403	Animal Husbandry-Concl'd.				
102	Cattle and Buffalo Development	1,02,23	25,80	...	1,28,03
103	Poultry Development	53,61	31,47	68,92	1,54,00
105	Piggery Development	62,39	1,00,15	27,29	1,89,83
106	Other Live Stock Development	...	5,48	...	5,48
107	Fodder and Feed Development	57,45	2,24,10	12,94	2,94,49
109	Extension and Training	...	48,91	...	48,91
113	Administrative Investigation and Statistics	13,63	15,98	38,88	68,49
800	Other Expenditure	...	2,57,65	3,44	2,61,09
Total-	2403	8,93,82	8,74,98	2,90,34	20,59,14
2404	Dairy Development				
102	Dairy Development Projects	30,19	38,37	...	68,56
191	Assistance to Co-operatives and other Bodies	...	...	43,52	43,52
Total-	2404	30,19	38,37	43,52	1,12,08
2405	Fisheries				
001	Direction and Administration	1,26,05	76,35	...	2,02,40
101	Inland Fisheries	...	1,26,99	37,50	1,64,49

## STATEMENT NO. 12-Contd.

(In this statement figures in italic represent charged expenditure and figures in bold represent Central Sector Plan Schemes)

Heads	Actuals for 2004-2005			Total	
	Non-Plan	Plan	Centrally Sponsored Schemes/Central Sector Plan		
<b>EXPENDITURE HEADS</b>					
<b>(REVENUE ACCOUNT) -Contd.</b>					
(In thousands of rupees)					
<b>C. ECONOMIC SERVICES-Contd.</b>					
<b>(a) Agriculture and Allied Activities-Contd.</b>					
2405	Fisheries-Concl'd.				
105	Processing, Preservation and Marketing	...	3,00	...	3,00
109	Extension and Training	...	2,03	...	2,03
<b>Total-</b>	<b>2405</b>	<b>1,26,05</b>	<b>2,08,37</b>	<b>37,50</b>	<b>3,71,92</b>
2406	Forestry and Wild Life				
01	Forestry				
001	Direction and Administration	10,57,43	2,73,44	...	13,30,87
003	Education and Training	62,20	10,54	...	72,74
005	Survey and Utilization of Forest Resources	51,11	29,09	...	80,20
070	Communications and Buildings	...	1,20	...	1,20
101	Forest Conservation, Development and Regeneration	...	68,21	27,96	96,17
102	Social and Farm Forestry	...	2,77,03	1,65,35	4,42,38
105	Forest Produce	...	4,16	...	4,16
<b>Total</b>	<b>01</b>	<b>11,70,74</b>	<b>6,63,67</b>	<b>1,93,31</b>	<b>20,27,72</b>
02	Environmental Forestry and Wild Life				
110	Wild Life Preservation	67,48	92,26	4,34,94	5,94,68
<b>Total</b>	<b>02</b>	<b>67,48</b>	<b>92,26</b>	<b>4,34,94</b>	<b>5,94,68</b>



## STATEMENT NO. 12-Contd.

(In this statement figures in italic represent charged expenditure and figures in bold represent Central Sector Plan Schemes)

Heads	Actuals for 2004-2005			Total
	Non-Plan	Plan	Centrally Sponsored Schemes/Central Sector Plan	
<b>EXPENDITURE HEADS</b>				
<b>(REVENUE ACCOUNT) -Contd.</b>				
(In thousands of rupees)				
<b>C. ECONOMIC SERVICES-Contd.</b>				
<b>(a) Agriculture and Allied Activities-Contd.</b>				
2406	Forestry and Wild Life-Concl'd.			
Total- 2406	12,38,22	7,55,93	6,28,25	26,22,40
2408	Food, Storage and Warehousing			
01	Food			
001	4,42,44	18,91	...	4,61,35
102	9,73,86	7,00	...	9,80,86
800	2,93,32	1,23,82	...	4,17,14
Total 01	17,09,62	1,49,73	...	18,59,35
Total- 2408	17,09,62	1,49,73	...	18,59,35
2415	Agricultural Research and Education			
01	Crop Husbandry			
004	...	3,12	...	3,12
277	...	6,87	...	6,87
Total 01	...	9,99	...	9,99
Total- 2415	...	9,99	...	9,99

## STATEMENT NO. 12-Contd.

(In this statement figures in italic represent charged expenditure and figures in bold represent Central Sector Plan Schemes)

Heads	Actuals for 2004-2005			Total	
	Non-Plan	Plan	Centrally Sponsored Schemes/Central Sector Plan		
<b>EXPENDITURE HEADS</b>					
<b>(REVENUE ACCOUNT) -Contd.</b>					
(In thousands of rupees)					
<b>C. ECONOMIC SERVICES-Contd.</b>					
<b>(a) Agriculture and Allied Activities-Contd.</b>					
2425 Co-operation					
001	Direction and Administration	1,68,17	1,28,71	...	2,96,88
003	Training	...	4,50	...	4,50
101	Audit of Co-operatives	...	8,76	...	8,76
107	Assistance to Credit Co-operatives	...	5,00	...	5,00
108	Assistance to other Co-operatives	...	16,00	1,25,00	1,41,00
190	Assistance to Public Sector and Other Undertakings	...	75,00	...	75,00
277	Cooperative Education	...	62,50	...	62,50
Total-	2425	1,68,17	3,00,47	1,25,00	5,93,64
2435 Other Agricultural Programmes					
01	Marketing and Quality control				
101	Marketing facilities	45,19	1,14,23	...	1,59,42
102	Grading and quality control facilities	...	7,50	...	7,50
800	Other Expenditure	47,50	1,02,00	...	1,49,50
Total	01	92,69	2,23,73	...	3,16,42
Total-	2435	92,69	2,23,73	...	3,16,42

## STATEMENT NO. 12-Contd.

(In this statement figures in *italics* represent charged expenditure and figures in **bold** represent Central Sector Plan Schemes)

Heads	Actuals for 2004-2005			Total	
	Non-Plan	Plan	Centrally Sponsored Schemes/Central Sector Plan		
<b>EXPENDITURE HEADS</b>					
<b>(REVENUE ACCOUNT) -Contd.</b>					
(In thousands of rupees)					
<b>C. ECONOMIC SERVICES-Contd.</b>					
<b>(a) Agriculture and Allied Activities-Concl'd.</b>					
Total-	(a) Agriculture and Allied Activities	58,16,15	63,28,18	28,87,64	1,50,31,97
<b>(b) Rural Development</b>					
2501	Special Programmes for Rural Development				
06	Self Employment Programmes				
800	Other Expenditure	54,01	3,33,67	...	3,87,68
Total	06	54,01	3,33,67	...	3,87,68
Total-	2501	54,01	3,33,67	...	3,87,68
2505	Rural Employment				
01	National Programmes				
702	Jawahar Gram Samridhi Yojna	...	1,61,05	...	1,61,05
800	Other Expenditure *	...	2,48,65	...	2,48,65
Total	01	...	4,09,70	...	4,09,70
Total-	2505	...	4,09,70	...	4,09,70
2506	Land Reforms				
001	Direction and Administration	...	38,70	1,07,40	1,46,10

\* The discrepancy in the accounting classification between Budget Document and the prescribed Heads of Account is under correspondence with the State Government. Reply is still awaited (September, 2005).

## STATEMENT NO. 12-Contd.

(In this statement figures in italic represent charged expenditure and figures in bold represent Central Sector Plan Schemes)

Heads	Actuals for 2004-2005			Total	
	Non-Plan	Plan	Centrally Sponsored Schemes/Central Sector Plan		
<b>EXPENDITURE HEADS</b>					
<b>(REVENUE ACCOUNT) -Contd.</b>					
(In thousands of rupees)					
<b>C. ECONOMIC SERVICES-Contd.</b>					
<b>(b) Rural Development-Concl.</b>					
2506 Land Reforms-Concl.					
012	Statistics and Evaluation	...	7,52	...	7,52
101	Regulation of Land Holding and Tenancy	...	1,73,40	...	1,73,40
103	Maintenance of Land Records	...	1,17,26	1,67,00	2,84,26
Total-	2506	...	3,36,88	2,74,40	6,11,28
2515 Other Rural Development Programmes					
001	Direction and Administration	3,48,52	4,22,83	...	7,71,35
102	Community Development	...	6,26,00	...	6,26,00
Total-	2515	3,48,52	10,48,83	...	13,97,35
Total-	(b) Rural Development	4,02,53	21,29,08	2,74,40	28,06,01
<b>(c) Special Areas Programmes</b>					
2552 North Eastern Areas					
003	Horticulture	...	40,00	...	40,00
004	Animal Husbandry and Veterinary	...	25,36	...	25,36
005	Fisheries	...	1,00,00	...	1,00,00
006	Industries	...	3,79,60	...	3,79,60

## STATEMENT NO. 12-Contd.

(In this statement figures in italic represent charged expenditure and figures in bold represent Central Sector Plan Schemes)

Heads	Actuals for 2004-2005			Total	
	Non-Plan	Plan	Centrally Sponsored Schemes/Central Sector Plan		
<b>EXPENDITURE HEADS</b>					
<b>(REVENUE ACCOUNT) -Contd.</b>					
(In thousands of rupees)					
<b>C. ECONOMIC SERVICES-Contd.</b>					
<b>(c) Special Areas Programmes-Concl'd.</b>					
2552	North Eastern Areas-Concl'd.				
012	Soil and Water Conservation	...	60,00	...	60,00
104	Sports and Games	...	7,00	...	7,00
112	Higher & Technical Education	...	9,92	...	9,92
800	Other Development	...	30,00	...	30,00
Total-	2552	...	6,51,88	...	6,51,88
2575	Other Special Areas Programmes				
06	Border Areas Development				
101	Border Areas Development Programme	...	28,62	...	28,62
Total	06	...	28,62	...	28,62
Total-	2575	...	28,62	...	28,62
Total-	(c) Special Areas Programmes	...	6,80,50	...	6,80,50

**(d) Irrigation and Flood Control**

2701	Medium Irrigation				
04	Medium Irrigation -Non-commercial				
800	Other Expenditure	...	1,00	...	1,00

## STATEMENT NO. 12-Contd.

(In this statement figures in italic represent charged expenditure and figures in bold represent Central Sector Plan Schemes)

Heads	Actuals for 2004-2005			Total	
	Non-Plan	Plan	Centrally Sponsored Schemes/Central Sector Plan		
<b>EXPENDITURE HEADS</b>					
<b>(REVENUE ACCOUNT) -Contd.</b>					
(In thousands of rupees)					
C. ECONOMIC SERVICES-Contd.					
(d) Irrigation and Flood Control-Contd.					
2701	Medium Irrigation-Concl'd.				
04	Medium Irrigation -Non-commercial-Concl'd.				
Total:	04	...	1,00	...	1,00
Total-	2701	...	1,00	...	1,00
2702	Minor Irrigation				
01	Surface Water				
103	Diversion Schemes				
800	Other Expenditure *				
Total	01	...	51,00	...	51,00
80	General				
001	Direction and Administration				
Total	80	74,71	1,57,99	7,06	2,39,76
Total-	2702	74,71	2,08,99	7,06	2,90,76
2705	Command Area Development				
800	Other Expenditure				
Total-	2705	...	15,09	9,11	24,20
Total-	2705	...	15,09	9,11	24,20

\* The discrepancy in the accounting classification between Budget Document and the prescribed Heads of Account is under correspondence with the State Government. Reply is still awaited (September, 2005).

## STATEMENT NO. 12-Contd.

(In this statement figures in italic represent charged expenditure and figures in bold represent Central Sector Plan Schemes)

Heads	Actuals for 2004-2005			Total
	Non-Plan	Plan	Centrally Sponsored Schemes/Central Sector Plan	
<b>EXPENDITURE HEADS</b>				
<b>(REVENUE ACCOUNT) -Contd.</b>				
(In thousands of rupees)				
<b>C. ECONOMIC SERVICES-Contd.</b>				
<b>(d) Irrigation and Flood Control-Concltd.</b>				
Total- (d) Irrigation and Flood Control	74,71	2,25,08	16,17	3,15,96
<b>(e) Energy</b>				
2801 Power				
01 Hydel Generation				
001 Direction and Administration	1,78,61	2,41,91	...	4,20,52
101 Purchase of Power	62,30,61	...	...	62,30,61
Total 01	64,09,22	2,41,91	...	66,51,13
02 Thermal Power Generation				
800 Other Expenditure	...	1,12,00	...	1,12,00
Total 02	...	1,12,00	...	1,12,00
04 Diesel/Gas Power Generation				
001 Direction and Administration	1,07,11	7,54	...	1,14,65
800 Other Expenditure	4,37,94	26,92	...	4,64,86
Total 04	5,45,05	34,46	...	5,79,51
05 Transmission and Distribution				
001 Direction and Administration	14,32,24	9,28,05	...	23,60,29
799 Suspense	48,55	...	...	48,55
800 Other Expenditure	4,26,15	9,78,87	...	14,05,02

## STATEMENT NO. 12-Contd.

(In this statement figures in italic represent charged expenditure and figures in bold represent Central Sector Plan Schemes)

Heads	Actuals for 2004-2005			Total
	Non-Plan	Plan	Centrally Sponsored Schemes/Central Sector Plan	
<b>EXPENDITURE HEADS</b>				
<b>(REVENUE ACCOUNT) -Contd.</b>				
(In thousands of rupees)				
<b>C. ECONOMIC SERVICES-Contd.</b>				
<b>(e) Energy-Concltd.</b>				
2801	Power-Concltd.			
05	Transmission and Distribution-Concltd.			
Total: 05	19,06,94	19,06,92	...	38,13,86
Total- 2801	88,61,21	22,95,29	...	1,11,56,50
Total- (e) Energy	88,61,21	22,95,29	...	1,11,56,50
<b>(f) Industry and Minerals</b>				
2851	Village and Small Industries			
001	1,11,48	80,09	...	1,91,57
004	...	54,30	...	54,30
101	83	1,21,40	...	1,22,23
102	1,73,68	3,38,26	...	5,11,94
103	1,01,86	82,73	14,61	1,99,20
104	1,00,80	13,61	...	1,14,41
105	26,64	1,90,00	...	2,16,64
107	2,09,10	2,47,80	...	4,56,90
109	...	...	3,31	3,31
800	...	5,33,96	...	5,33,96
Total- 2851	7,24,39	16,62,15	17,92	24,04,46



## STATEMENT NO. 12-Contd.

(In this statement figures in italic represent charged expenditure and figures in bold represent Central Sector Plan Schemes)

Heads	Actuals for 2004-2005			Total
	Non-Plan	Plan	Centrally Sponsored Schemes/Central Sector Plan	
<b>EXPENDITURE HEADS</b>				
<b>(REVENUE ACCOUNT) -Contd.</b>				
<b>C. ECONOMIC SERVICES-Contd.</b>				
<b>(f) Industry and Minerals-Concltd.</b>				
(In thousands of rupees)				
2852	Industries			
07	Telecommunication and Electronic Industries			
202	Electronics	...	...	33,73
Total	07	...	...	33,73
08	Consumer Industries			
101	Edible Oils	31,31	...	31,31
Total	08	31,31	...	31,31
Total-	2852	31,31	...	65,04
2853	Non-ferrous Mining and Metallurgical Industries			
02	Regulation and Development of Mines			
001	Direction and Administration	93,66	38,74	1,32,40
101	Survey and Mapping	...	30,70	38,70
Total	02	93,66	69,44	1,71,10
Total-	2853	93,66	69,44	1,71,10
Total-	(f) Industry and Minerals	8,49,36	17,31,59	26,40,60

## STATEMENT NO. 12-Contd.

(In this statement figures in italic represent charged expenditure and figures in bold represent Central Sector Plan Schemes)

Heads	Actuals for 2004-2005			Total
	Non-Plan	Plan	Centrally Sponsored Schemes/Central Sector Plan	
<b>EXPENDITURE HEADS</b>				
<b>(REVENUE ACCOUNT) -Contd.</b>				
<b>C. ECONOMIC SERVICES-Contd.</b>				
<b>(g) Transport</b>				
(In thousands of rupees)				
3053	Civil Aviation			
60	Other Aeronautical Services			
101	Communications	1,71,12	...	1,71,12
Total	60	1,71,12	...	1,71,12
Total-	3053	1,71,12	...	1,71,12
3054	Roads and Bridges			
04	District and Other Roads			
337	Road Works	...	98,68	98,68
800	Other Expenditure	5,15,44	6,85,36	12,00,80
Total	04	5,15,44	7,84,04	12,99,48
80	General			
001	Direction and Administration	18,54,90	2,48,17	21,03,07
004	Research and Development	...	10,00	10,00
052	Machinery and Equipment	40,00	20,00	60,00
Total	80	18,94,90	2,78,17	21,73,07
Total-	3054	24,10,34	10,62,21	34,72,55
3055	Road Transport			
001	Direction and Administration	9,92,10	1,98,24	11,90,34

## STATEMENT NO. 12-Contd.

(In this statement figures in italic represent charged expenditure and figures in bold represent Central Sector Plan Schemes)

Heads	Actuals for 2004-2005			Total
	Non-Plan	Plan	Centrally Sponsored Schemes/Central Sector Plan	
<b>EXPENDITURE HEADS</b>				
<b>(REVENUE ACCOUNT)-Contd.</b>				
<b>C. ECONOMIC SERVICES-Contd.</b>				
<b>(g) Transport-Concl'd.</b>				
(In thousands of rupees)				
3055	Road Transport-Concl'd.			
800	Other Expenditure	1,12,62	40,69	1,53,31
Total-	3055	11,04,72	2,38,93	13,43,65
3056	Inland Water Transport			
001	Direction and Administration	19,32	4,91	24,23
Total-	3056	19,32	4,91	24,23
Total-	(g) Transport	37,05,50	13,06,05	50,11,55
<b>(i) Science Technology and Environment</b>				
3425	Other Scientific Research			
60	Others			
004	Research and Development	...	1,04,83	1,04,83
Total	60	...	1,04,83	1,04,83
Total-	3425	...	1,04,83	1,04,83
3435	Ecology and Environment			
04	Prevention and Control of Pollution			
800	Other Expenditure	...	15,00	15,00

## STATEMENT NO. 12-Contd.

(In this statement figures in italic represent charged expenditure and figures in bold represent Central Sector Plan Schemes)

Heads	Actuals for 2004-2005			Total	
	Non-Plan	Plan	Centrally Sponsored Schemes/Central Sector Plan		
<b>EXPENDITURE HEADS</b>					
<b>(REVENUE ACCOUNT) -Contd.</b>					
(In thousands of rupees)					
<b>C. ECONOMIC SERVICES-Contd.</b>					
<b>(i) Science Technology and Environment-Concltd.</b>					
3435	Ecology and Environment-Concltd.				
04	Prevention and Control of Pollution-Concltd.				
Total:	04	...	15,00	...	15,00
Total-	3435	...	15,00	...	15,00
Total-	(i) Science Technology and Environment	...	1,19,83	...	1,19,83
<b>(j) General Economic Services</b>					
3451	Secretariat-Economic Services				
090	Secretariat				
101	Planning Commission/Planning Board				
102	District Planning Machinery				
Total-	3451	3,70,32	9,89,36	...	13,59,68
3452	Tourism				
01	Tourist Infrastructure				
101	Tourist Centre				
102	Tourist Accommodation				
800	Other Expenditure				
Total	01	24,44	1,63,12	...	1,87,56

## STATEMENT NO. 12-Contd.

(In this statement figures in italic represent charged expenditure and figures in bold represent Central Sector Plan Schemes)

Heads	Actuals for 2004-2005			Total	
	Non-Plan	Plan	Centrally Sponsored Schemes/Central Sector Plan		
<b>EXPENDITURE HEADS</b>					
<b>(REVENUE ACCOUNT) -Contd.</b>					
(In thousands of rupees)					
<b>C. ECONOMIC SERVICES-Contd.</b>					
<b>(j) General Economic Services-Contd.</b>					
3452	Tourism-Concltd.				
80	General				
001	Direction and Administration	10,44	69,14	...	79,58
003	Training	...	2,92	...	2,92
Total	80	10,44	72,06	...	82,50
Total-	3452	34,88	2,35,18	...	2,70,06
3454	Census Surveys and Statistics				
01	Census				
001	Direction and Administration	1,59,09	54,33	...	2,13,42
Total	01	1,59,09	54,33	...	2,13,42
02	Surveys and Statistics				
111	Vital Statistics	13,75	32,87	...	46,62
112	Economic Advice and Statistics	...	4,70	...	4,70
201	National Sample Survey Organisation	48,07	9,59	14,98	72,64
203	Computer Services	...	2,41	...	2,41
800	Other Expenditure	...	4,10	15,07	19,17
Total	02	61,82	53,67	30,05	1,45,54
Total-	3454	2,20,91	1,08,00	30,05	3,58,96

## STATEMENT NO. 12-Contd.

(In this statement figures in italic represent charged expenditure and figures in bold represent Central Sector Plan Schemes)

Heads	Actuals for 2004-2005			Total	
	Non-Plan	Plan	Centrally Sponsored Schemes/Central Sector Plan		
<b>EXPENDITURE HEADS</b>					
<b>(REVENUE ACCOUNT)-Concl'd.</b>					
(In thousands of rupees)					
<b>C. ECONOMIC SERVICES-Concl'd.</b>					
<b>(j) General Economic Services-Concl'd.</b>					
3456	Civil Supplies				
001	Direction and Administration	4,77,21	92,15	...	5,69,36
800	Other Expenditure	...	2,58	...	2,58
Total-	3456	4,77,21	94,73	...	5,71,94
3475	Other General Economic Services				
106	Regulation of Weights and Measures	52,39	59,98	...	1,12,37
Total-	3475	52,39	59,98	...	1,12,37
Total-	(j) General Economic Services	11,55,71	14,87,25	30,05	26,73,01
Total-	<b>C. ECONOMIC SERVICES</b>	2,08,65,17	1,63,02,85	32,67,91	4,04,35,93
<b>GRAND TOTAL EXPENDITURE HEADS (Revenue Account)</b>		1,91,10,08	3,46,70,21	72,42,75	13,95,51,38
<b>EXPENDITURE HEADS (CAPITAL ACCOUNT) (A)</b>					
<b>A. CAPITAL ACCOUNT OF GENERAL SERVICES</b>					
4055	Capital Outlay on Police	2,06	4,25,00	...	4,27,06

## STATEMENT NO. 12-Contd.

(In this statement figures in italic represent charged expenditure and figures in bold represent Central Sector Plan Schemes)

Heads	Actuals for 2004-2005			Total	
	Non-Plan	Plan	Centrally Sponsored Schemes/Central Sector Plan		
<b>EXPENDITURE HEADS</b>					
<b>(CAPITAL ACCOUNT) -Contd.</b>					
(In thousands of rupees)					
<b>A. CAPITAL ACCOUNT OF GENERAL SERVICES-Concl'd.</b>					
4059	Capital Outlay on Public Works	...	5,56,29	1,11,25	6,67,54
Total-	<b>A. CAPITAL ACCOUNT OF GENERAL SERVICES</b>	2,06	9,81,29	1,11,25	10,94,60
<b>B. CAPITAL ACCOUNT OF SOCIAL SERVICES</b>					
<b>(a) Capital Account of Education, Sports, Art and Culture</b>					
4202	Capital Outlay on Education, Sports, Art and Culture	...	10,63,89	2,25,00	12,88,89
Total-	<b>(a) Capital Account of Education, Sports, Art and Culture</b>	...	10,63,89	2,25,00	12,88,89
<b>(b) Capital Account of Health and Family Welfare</b>					
4210	Capital Outlay on Medical and Public Health	...	6,37,82	...	6,37,82
Total-	<b>(b) Capital Account of Health and Family Welfare</b>	...	6,37,82	...	6,37,82
<b>(c) Capital Account of Water Supply, Sanitation, Housing and Urban Development</b>					
4215	Capital Outlay on Water Supply and Sanitation	...	25,54,44	18,95,42	44,49,86
4216	Capital Outlay on Housing	...	2,10,00	...	2,10,00
4217	Capital Outlay on Urban Development	...	5,75,30	82,00	6,57,30

## STATEMENT NO. 12-Contd.

(In this statement figures in italic represent charged expenditure and figures in bold represent Central Sector Plan Schemes)

Heads	Actuals for 2004-2005			Total
	Non-Plan	Plan	Centrally Sponsored Schemes/Central Sector Plan	
<b>EXPENDITURE HEADS</b>				
<b>(CAPITAL ACCOUNT) -Contd.</b>				
(In thousands of rupees)				
<b>B. CAPITAL ACCOUNT OF SOCIAL SERVICES-Concl.</b>				
<b>(c) Capital Account of Water Supply, Sanitation, Housing and Urban Development-Concl.</b>				
Total- (c) Capital Account of Water Supply, Sanitation, Housing and Urban Development	...	33,39,74	19,77,42	53,17,16
<b>(d) Capital Account of Information and Broadcasting</b>				
4220 Capital Outlay on Information and Publicity	...	28,00	...	28,00
Total- (d) Capital Account of Information and Broadcasting	...	28,00	...	28,00
<b>(g) Capital Account of Social Welfare and Nutrition</b>				
4235 Capital Outlay on Social Security and Welfare	...	2,50,28	2,75,00	5,25,28
Total- (g) Capital Account of Social Welfare and Nutrition	...	2,50,28	2,75,00	5,25,28
Total- <b>B. CAPITAL ACCOUNT OF SOCIAL SERVICES</b>	...	53,19,73	24,77,42	77,97,15



## STATEMENT NO. 12-Contd.

(In this statement figures in italic represent charged expenditure and figures in bold represent Central Sector Plan Schemes)

Heads	Actuals for 2004-2005			Total	
	Non-Plan	Plan	Centrally Sponsored Schemes/Central Sector Plan		
<b>EXPENDITURE HEADS</b>					
<b>(CAPITAL ACCOUNT) -Contd.</b>					
(In thousands of rupees)					
<b>C. CAPITAL ACCOUNT OF ECONOMIC SERVICES</b>					
<b>(a) Capital Account of Agriculture and Allied Activities</b>					
4401	Capital Outlay on Crop Husbandry	...	1,08,78	97,52	2,06,30
4402	Capital Outlay on Soil and Water Conservation	...	...	99,85	99,85
4405	Capital Outlay on Fisheries	...	39	...	39
4406	Capital Outlay on Forestry and Wild Life	...	...	2,76,03	2,76,03
4408	Capital Outlay on Food Storage and Warehousing	9,62,83	...	...	9,62,83
4435	Capital Outlay on other Agricultural Programmes	...	...	1,08,07	1,08,07
Total-	(a) Capital Account of Agriculture and Allied Activities	9,62,83	1,09,17	5,81,47	16,53,47
<b>(b) Capital Account of Rural Development</b>					
4515	Capital Outlay on other Rural Development Programmes	...	1,95,81	...	1,95,81
Total-	(b) Capital Account of Rural Development	...	1,95,81	...	1,95,81
<b>(c) Capital Account of Special Areas Programme</b>					
4552	Capital Outlay on North Eastern Areas	...	35,55,06	...	35,55,06
4575	Capital Outlay on other Special Areas Programmes	...	12,15,43	...	12,15,43

## STATEMENT NO. 12-Contd.

(In this statement figures in *italic* represent charged expenditure and figures in **bold** represent Central Sector Plan Schemes)

Heads	Actuals for 2004-2005			Total
	Non-Plan	Plan	Centrally Sponsored Schemes/Central Sector Plan	
<b>EXPENDITURE HEADS</b>				
<b>(CAPITAL ACCOUNT) -Contd.</b>				
(In thousands of rupees)				
<b>C. CAPITAL ACCOUNT OF ECONOMIC SERVICES -Contd.</b>				
<b>(c) Capital Account of Special Areas Programme -Concl'd.</b>				
Total- (c) Capital Account of Special Areas Programme	...	47,70,49	...	47,70,49
<b>(d) Capital Account of Irrigation and Flood Control</b>				
4702 Capital Outlay on Minor Irrigation	...	12,10,68	...	12,10,68
Total- (d) Capital Account of Irrigation and Flood Control	...	12,10,68	...	12,10,68
<b>(e) Capital Account of Energy</b>				
4801 Capital Outlay on Power Projects	...	49,86,21	2,96,85	52,83,06
Total- (e) Capital Account of Energy	...	49,86,21	2,96,85	52,83,06
<b>(f) Capital Account of Industry and Minerals</b>				
4851 Capital Outlay on Village and Small Industries	...	1,79,00	1,99,91	3,78,91
Total- (f) Capital Account of Industry and Minerals	...	1,79,00	1,99,91	3,78,91
<b>(g) Capital Account of Transport</b>				
5054 Capital Outlay on Roads and Bridges	...	1,01,17,39	76,99	1,01,94,38

## STATEMENT NO. 12-Concl'd.

(In this statement figures in italic represent charged expenditure and figures in bold represent Central Sector Plan Schemes)

Heads	Actuals for 2004-2005			Total
	Non-Plan	Plan	Centrally Sponsored Schemes/Central Sector Plan	
<b>EXPENDITURE HEADS</b>				
<b>(CAPITAL ACCOUNT) -Concl'd.</b>				
(In thousands of rupees)				
<b>C. CAPITAL ACCOUNT OF ECONOMIC SERVICES-Concl'd.</b>				
<b>(g) Capital Account of Transport-Concl'd.</b>				
5055 Capital Outlay on Road Transport	...	1,61,00	...	1,61,00
Total- (g) Capital Account of Transport	...	1,02,78,39	76,99	1,03,55,38
<b>(j) Capital Account of General Economic Services</b>				
5452 Capital Outlay on Tourism	...	...	2,13,96	2,13,96
Total- (j) Capital Account of General Economic Services	...	...	2,13,96	2,13,96
Total- <b>C. CAPITAL ACCOUNT OF ECONOMIC SERVICES</b>	9,62,83	2,17,29,75	13,69,18	2,40,61,76
<b>GRAND TOTAL EXPENDITURE HEADS (CAPITAL ACCOUNT)</b>	9,64,89	2,80,30,77	39,57,85	3,29,53,51
<b>TOTAL EXPENDITURE HEADS (REVENUE AND CAPITAL ACCOUNT)</b>	1,91,10,08	6,27,00,98	1,12,00,60	17,25,04,89

## STATEMENT NO. 13

## DETAILED STATEMENT OF CAPITAL EXPENDITURE DURING AND TO END OF 2004-2005

(Figures in bold represent Central Sector Plan Schemes)

Expenditure during 2004-2005

Heads	Non Plan	Plan	Centrally Sponsored Schemes/Central Sector Plan Schemes	Total	Expenditure to end of 2004-2005
(In thousands of rupees)					
<b>EXPENDITURE HEADS (CAPITAL ACCOUNT)</b>					
<b>A. CAPITAL ACCOUNT OF GENERAL SERVICES</b>					
4055	Capital Outlay on Police				
211	...	4,25,00	...	4,25,00	29,27,44
800	2,06	...	...	2,06	3,04,87
Total-4055	2,06	4,25,00	...	4,27,06	32,32,31
4058	Capital Outlay on Stationery and Printing				
103	...	...	...	...	3,33,22
800	...	...	...	...	5,39
Total-4058	...	...	...	...	3,38,61

## STATEMENT NO. 13-Contd.

(Figures in bold represent Central Sector Plan Schemes)

Expenditure during 2004-2005

Heads	Non Plan	Plan	Centrally Sponsored Schemes/Central Sector Plan Schemes	Total	Expenditure to end of 2004-2005
(In thousands of rupees)					
<b>EXPENDITURE HEADS (CAPITAL ACCOUNT)-Contd.</b>					
<b>A. CAPITAL ACCOUNT OF GENERAL SERVICES-Contd.</b>					
4059	Capital Outlay on Public Works				
01	Office Buildings				
051	Construction				
1	...	...	...	...	26,87
	Construction of DC's Office and Housing Complex at Mamit				
2	...	...	...	...	39,88
	Construction of DC's Office and Housing Complex at Champai				
3	...	...	...	...	32,90
	Construction of DC's Office and Housing Complex at Serchip				
4	...	...	...	...	1,15,51
	Construction of D.C.'s Office and Housing Complex at Lawngtlai				
5	...	54,60	...	54,60	6,23,87
	Other Works each costing Rs 1 crore and less				
Total-	051	...	54,60	...	54,60
Total	01	...	54,60	...	54,60
60	Other Buildings				
051	...	...	1,11,25	1,11,25	7,12,26
	Construction				
Total	60	...	...	1,11,25	1,11,25
80	General				
001	...	...	...	...	48,24
	Direction and Administration				

## STATEMENT NO. 13-Contd.

(Figures in bold represent Central Sector Plan Schemes)

Expenditure during 2004-2005

Heads	Expenditure during 2004-2005			Total	Expenditure to end of 2004-2005	
	Non Plan	Plan	Centrally Sponsored Schemes/Central Sector Plan Schemes			
(In thousands of rupees)						
<b>EXPENDITURE HEADS (CAPITAL ACCOUNT)-Contd.</b>						
<b>A. CAPITAL ACCOUNT OF GENERAL SERVICES-Contd.</b>						
4059	Capital Outlay on Public Works-Concl'd.					
80	General-Concl'd.					
051	Construction-Concl'd.					
1	Construction of DC Office Building at Lunglei	...	6,00	...	6,00	62,00
2	Construction of Mizoram House at Vasant Vihar New Delhi	...	2,00,00	...	2,00,00	3,47,11
3	Improvement of Mizoram House and Construction of Staff quarter at Guwahati	...	24,00	...	24,00	1,16,00
4	Other Works each costing 1 crores and less	...	2,13,50	...	2,13,50	61,19,95
5	Construction of Finance Secretariat building at Aizawl (Mizoram building)	...	...	...	...	50,30
6	Construction of Mizoram Legislative Assembly annexe building	...	24,99	...	24,99	49,99
Total-	051	...	4,68,49	...	4,68,49	67,45,35
052	Machinery and Equipment	...	33,20	...	33,20	33,20
201	Acquisition of Land	...	...	...	...	1,79,26
799	Suspense	...	...	...	...	7,15
Total	80	...	5,01,69	...	5,01,69	70,13,20
Total-4059		...	5,56,29	1,11,25	6,67,54	85,64,49

## STATEMENT NO. 13-Contd.

(Figures in bold represent Central Sector Plan Schemes)

Expenditure during 2004-2005

Heads	Expenditure during 2004-2005			Total	Expenditure to end of 2004-2005
	Non Plan	Plan	Centrally Sponsored Schemes/Central Sector Plan Schemes		
(In thousands of rupees)					
<b>EXPENDITURE HEADS (CAPITAL ACCOUNT)-Contd.</b>					
<b>A. CAPITAL ACCOUNT OF GENERAL SERVICES-Concltd.</b>					
<b>Total A. CAPITAL ACCOUNT OF GENERAL SERVICES</b>	2.06	9,81,29	1,11,25	10,94,60	1,21,35,41
<b>B. CAPITAL ACCOUNT OF SOCIAL SERVICES</b>					
(a) Capital Account of Education, Sports, Art and Culture					
4202	Capital Outlay on Education, Sports, Art and Culture				
01	General Education				
201	Elementary Education	...	...	...	2,44,57
202	Secondary Education	...	...	...	1,37,45
203	University and Higher Education	...	4,19,10	4,19,10	10,12,66
205	Languages Development	...	...	...	4,31,65
600	General	...	...	2,25,00	2,89,36
800	Other Expenditure	...	...	...	52,01
<b>Total</b>	<b>01</b>	...	4,19,10	2,25,00	6,44,10
02	Technical Education				
103	Technical Schools	...	...	...	13,37
104	Polytechnics	...	6,44,79	6,44,79	19,18,17
<b>Total</b>	<b>02</b>	...	6,44,79	...	6,44,79

## STATEMENT NO. 13-Contd.

(Figures in bold represent Central Sector Plan Schemes)

Expenditure during 2004-2005

Heads	Non Plan	Plan	Centrally Sponsored Schemes/Central Sector Plan Schemes	Total	Expenditure to end of 2004-2005
(In thousands of rupees)					
<b>EXPENDITURE HEADS (CAPITAL ACCOUNT)-Contd.</b>					
<b>B. CAPITAL ACCOUNT OF SOCIAL SERVICES-Contd.</b>					
(a) Capital Account of Education, Sports, Art and Culture-Concl'd.					
4202	Capital Outlay on Education, Sports, Art and Culture-Concl'd.				
04	Art and Culture-Concl'd.				
105	Public Libraries	...	...	...	9,08
Total	04	...	...	...	9,08
<hr/>					
Total-4202	...	10,63,89	2,25,00	12,88,89	41,08,32
<hr/>					
Total-(a) Capital Account of Education, Sports, Art and Culture	...	10,63,89	2,25,00	12,88,89	41,08,32
(b) Capital Account of Health and Family Welfare					
4210	Capital Outlay on Medical and Public Health				
01	Urban Health Services				
001	Direction and Administration	...	...	...	22,50
103	Central Govt. Health Scheme	...	...	...	63,60
104	Medical Stores Depot	...	...	...	51,55
110	Hospital and Dispensaries	...	6,25,32	6,25,32	17,45,86
200	Other Health Schemes	...	...	...	53,00
800	Other Expenditure	...	...	...	38,13



## STATEMENT NO. 13-Contd.

(Figures in bold represent Central Sector Plan Schemes)

Expenditure during 2004-2005

Heads	Non Plan	Plan	Centrally Sponsored Schemes/Central Sector Plan Schemes	Total	Expenditure to end of 2004-2005	
(In thousands of rupees)						
<b>EXPENDITURE HEADS (CAPITAL ACCOUNT)-Contd.</b>						
<b>B. CAPITAL ACCOUNT OF SOCIAL SERVICES-Contd.</b>						
(b) Capital Account of Health and Family Welfare-Contd.						
4210	Capital Outlay on Medical and Public Health-Contd.					
01	Urban Health Services-Concl'd.					
Total	01	...	6,25,32	...	6,25,32	19,74,64
02	Rural Health Services					
102	Subsidiary Health Centres	...	...	...	...	92,17
103	Primary Health Centres	...	...	...	...	7,11,17
104	Community Health Centres	...	12,50	...	12,50	1,07,91
110	Hospitals and Dispensaries					
	Other Works each costing Rs 1 crore and less	...	...	...	...	30,07,24
Total-	110	...	...	...	...	30,07,24
800	Other Expenditure					
Total	02	...	12,50	...	12,50	39,18,87
03	Medical Education Training and Research					
103	Unani	...	...	...	...	20,98
105	Allopathy	...	...	...	...	82,37

## STATEMENT NO. 13-Contd.

(Figures in bold represent Central Sector Plan Schemes)

Expenditure during 2004-2005

Heads	Expenditure during 2004-2005			Total	Expenditure to end of 2004-2005
	Non Plan	Plan	Centrally Sponsored Schemes/Central Sector Plan Schemes		
(In thousands of rupees)					
<b>EXPENDITURE HEADS (CAPITAL ACCOUNT)-Contd.</b>					
<b>B. CAPITAL ACCOUNT OF SOCIAL SERVICES-Contd.</b>					
(b) Capital Account of Health and Family Welfare-Contd.					
4210	Capital Outlay on Medical and Public Health-Concl'd.				
03	Medical Education Training and Research-Concl'd.				
Total	03	...	...	...	1,03,35
04	Public Health				
001	Direction and Administration				
101	Prevention and Control of Diseases				
107	Public Health Laboratories				
200	Other Programmes				
Total	04	...	...	...	95,84
80	General				
800	Other Expenditure				
Total	80	...	...	...	86,88
Total-4210	...	6,37,82	...	6,37,82	61,79,58

## STATEMENT NO. 13-Contd.

(Figures in bold represent Central Sector Plan Schemes)

Expenditure during 2004-2005

Heads	Expenditure during 2004-2005			Total	Expenditure to end of 2004-2005
	Non Plan	Plan	Centrally Sponsored Schemes/Central Sector Plan Schemes		
(In thousands of rupees)					
<b>EXPENDITURE HEADS (CAPITAL ACCOUNT)-Contd.</b>					
<b>B. CAPITAL ACCOUNT OF SOCIAL SERVICES-Contd.</b>					
(b) Capital Account of Health and Family Welfare-Concl'd.					
4211	Capital Outlay on Family Welfare				
101	Rural Family Welfare Services	...	...	...	30,47
103	Maternity and Child Health	...	...	...	21,50
800	Other Expenditure	...	...	...	17
Total-4211	...	...	...	...	52,14
Total-(b) Capital Account of Health and Family Welfare	...	6,37,82	...	6,37,82	62,31,72
(c) Capital Account of Water Supply, Sanitation, Housing and Urban Development					
4215	Capital Outlay on Water Supply and Sanitation				
01	Water Supply				
001	Direction and Administration	...	...	...	1,41,36
101	Urban Water Supply				
1	Greater Aizawl Water Supply Scheme-Phase II	...	...	...	13,00,00
2	Saitual Augmentation W.S.S	...	...	...	20,21
3	Composite Vairengte W.S.S	...	...	...	1,55,41
4	Greater Champai W.S.S	...	...	...	9,90,00

## STATEMENT NO. 13-Contd.

(Figures in bold represent Central Sector Plan Schemes)

Expenditure during 2004-2005

Heads	Non Plan	Plan	Centrally Sponsored Schemes/Central Sector Plan Schemes	Total	Expenditure to end of 2004-2005
<b>EXPENDITURE HEADS (CAPITAL ACCOUNT)-Contd.</b>					
<b>B. CAPITAL ACCOUNT OF SOCIAL SERVICES-Contd.</b>					
(c) Capital Account of Water Supply, Sanitation, Housing and Urban Development-Contd.					
4215	Capital Outlay on Water Supply and Sanitation-Contd.				
01	Water Supply-Contd.				
101	Urban Water Supply-Contd.				
5	...	...	...	...	29,99
6	...	...	...	...	2,40,96
7	...	3,61,00	...	3,61,00	12,92,00
8	...	...	...	...	1,03,00
9	...	...	...	...	70,00
10	...	...	...	...	1,80,00
11	...	...	...	...	1,08,00
12	...	11,82,17	...	11,82,17	1,45,42,49
13	...	2,61,00	...	2,61,00	3,61,00
14	...	70,00	...	70,00	70,00

## STATEMENT NO. 13-Contd.

(Figures in bold represent Central Sector Plan Schemes)

Expenditure during 2004-2005

Heads	Non Plan	Plan	Centrally Sponsored Schemes/Central Sector Plan Schemes	Total	Expenditure to end of 2004-2005
(In thousands of rupees)					
<b>EXPENDITURE HEADS (CAPITAL ACCOUNT)-Contd.</b>					
<b>B. CAPITAL ACCOUNT OF SOCIAL SERVICES-Contd.</b>					
(c) Capital Account of Water Supply, Sanitation, Housing and Urban Development-Contd.					
4215	Capital Outlay on Water Supply and Sanitation-Contd.				
01	Water Supply-Contd.				
101	Urban Water Supply-Concl'd.				
15	...	20,00	...	20,00	20,00
	Drilling & Installation of IM-III-HP for P.C. villages				
16	...	15,00	...	15,00	15,00
	Thingsul S. Aichalkawn WSS				
Total-	101	...	19,09,17	...	19,09,17
	1,94,98,06				
102	Rural Water Supply				
1	...	...	...	...	1,57,15
	Greater Kolasib Water Supply and Sanitation				
2	...	...	...	...	1,25,01
	Greater Saiha Water Supply and Sanitation				
3	...	...	...	...	45,00
	200 Nos.HPTW at various places in Mizoram.				
4	...	30,00	...	30,00	65,90
	Zamuang-Rengdil WSS(Pumping)				
5	...	...	...	...	74,14
	350 Nos. HPTW at various places in Mizoram				
6	...	2,93,27	17,21,27	20,14,54	1,30,50,25
	Other Works each costing Rs 1 crore and less				
7	...	10,00	...	10,00	40,00
	Chhing Chhip (Aug) WSS				

## STATEMENT NO. 13-Contd.

(Figures in bold represent Central Sector Plan Schemes)

Expenditure during 2004-2005

Heads	Non Plan	Plan	Centrally Sponsored Schemes/Central Sector Plan Schemes	Total	Expenditure to end of 2004-2005	
(In thousands of rupees)						
<b>EXPENDITURE HEADS (CAPITAL ACCOUNT)-Contd.</b>						
<b>B. CAPITAL ACCOUNT OF SOCIAL SERVICES-Contd.</b>						
(c) Capital Account of Water Supply, Sanitation, Housing and Urban Development-Contd.						
4215	Capital Outlay on Water Supply and Sanitation-Contd.					
01	Water Supply-Contd.					
102	Rural Water Supply-Concltd.					
8	Kawrthah WSS (Pumping)	...	...	33,00	33,00	38,00
9	Aibawk (Aug) WSS	...	...	40,00	40,00	45,00
10	Haulang (Aug) WSS RWHT 446 Nos	...	...	40,00	40,00	43,00
11	Lungdai and Sentlang WSS	...	...	61,15	61,15	68,15
12	Improvement and Renovation of Pump and machinery at Tlawng WSS	...	...	...	...	5,00
13	Integrated Prof. of Aizawl (GAWSS PH-II)	...	3,00,00	...	3,00,00	3,00,00
14	Management and regulation of drinking WS work (Mastering System)	...	12,00	...	12,00	12,00
Total-	102	...	6,45,27	18,95,42	25,40,69	1,40,68,60
800	Other Expenditure	...	...	...	...	5,62,63

## STATEMENT NO. 13-Contd.

(Figures in bold represent Central Sector Plan Schemes)

Expenditure during 2004-2005

Heads	Non Plan	Plan	Centrally Sponsored Schemes/Central Sector Plan Schemes	Total	Expenditure to end of 2004-2005	
(In thousands of rupees)						
<b>EXPENDITURE HEADS (CAPITAL ACCOUNT)-Contd.</b>						
<b>B. CAPITAL ACCOUNT OF SOCIAL SERVICES-Contd.</b>						
(c) Capital Account of Water Supply, Sanitation, Housing and Urban Development-Contd.						
4215	Capital Outlay on Water Supply and Sanitation-Concl'd.					
01	Water Supply-Concl'd.					
Total	01	...	25,54,44	18,95,42	44,49,86	3,42,70,65
02	Sewerage and Sanitation					
101	Urban Sanitation Services	...	...	...	...	14,04,15
106	Sewerage Services	...	...	...	...	7,42,78
800	Other Expenditure	...	...	...	...	26,81
Total	02	...	...	...	...	21,73,74
Total-4215	...	25,54,44	18,95,42	44,49,86	...	3,64,44,39

## STATEMENT NO. 13-Contd.

(Figures in bold represent Central Sector Plan Schemes)

**Expenditure during 2004-2005**

Heads		<b>Expenditure during 2004-2005</b>			Total	Expenditure to end of 2004-2005
		Non Plan	Plan	Centrally Sponsored Schemes/Central Sector Plan Schemes		
(In thousands of rupees)						
<b>EXPENDITURE HEADS (CAPITAL ACCOUNT)-Contd.</b>						
<b>B. CAPITAL ACCOUNT OF SOCIAL SERVICES-Contd.</b>						
(c) Capital Account of Water Supply, Sanitation, Housing and Urban Development-Contd.						
4216	Capital Outlay on Housing					
01	Government Residential Buildings					
106	General Pool Accommodation					
1	Construction of DC's Office and Housing Complex at Champai	...	...	...	...	44,58
2	Construction of DC's Office and Housing Complex at Serchip	...	...	...	...	60,16
3	Construction of DC's Office and Housing Complex at Kolasib	...	...	...	...	15,72
4	Construction of D.C. Office and Housing Complex Lawngtlai	...	...	...	...	1,47,47
5	Construction of DC's Office and Housing Complex at Mamit	...	...	...	...	76,00
6	Other Works each costing Rs 1 crore and less	...	...	...	...	5,82,90
Total-	106	...	...	...	...	9,26,83
700	Other Housing					
1	Other Works each costing Rs 1 crore and less	...	1,88,00	...	1,88,00	27,90,07
2	Construction of Speakers Building at old CM Bungalow	...	22,00	...	22,00	35,59



## STATEMENT NO. 13-Contd.

(Figures in bold represent Central Sector Plan Schemes)

Expenditure during 2004-2005

Heads	<u>Expenditure during 2004-2005</u>			Total	Expenditure to end of 2004-2005	
	Non Plan	Plan	Centrally Sponsored Schemes/Central Sector Plan Schemes			
(In thousands of rupees)						
<b>EXPENDITURE HEADS (CAPITAL ACCOUNT)-Contd.</b>						
<b>B. CAPITAL ACCOUNT OF SOCIAL SERVICES-Contd.</b>						
(c) Capital Account of Water Supply, Sanitation, Housing and Urban Development-Concl'd.						
4216	Capital Outlay on Housing-Concl'd.					
01	Government Residential Buildings-Concl'd.					
700	Other Housing-Concl'd.					
Total-	700	...	2,10,00	...	2,10,00	28,25,66
Total	01	...	2,10,00	...	2,10,00	37,52,49
80	General					
800	Other Expenditure					
Total	80	...	...	...	...	66,09
Total-4216		...	2,10,00	...	2,10,00	38,18,58
4217	Capital Outlay on Urban Development					
01	State Capital Development					
001	Direction and Administration					
		...	...	...	...	20,00

## STATEMENT NO. 13-Contd.

(Figures in bold represent Central Sector Plan Schemes)

Expenditure during 2004-2005

Heads	Expenditure during 2004-2005			Total	Expenditure to end of 2004-2005
	Non Plan	Plan	Centrally Sponsored Schemes/Central Sector Plan Schemes		
(In thousands of rupees)					
<b>EXPENDITURE HEADS (CAPITAL ACCOUNT)-Contd.</b>					
<b>B. CAPITAL ACCOUNT OF SOCIAL SERVICES-Contd.</b>					
(c) Capital Account of Water Supply, Sanitation, Housing and Urban Development-Contd.					
4217	Capital Outlay on Urban Development-Contd.				
01	State Capital Development-Contd.				
051	Construction				
1	Road from Tuikual Lui to Chawnpui	...	...	...	50,00
2	Construction of road from Tuikual to Dinthar	...	...	...	65,17
3	Construction of New Secretariat building	...	...	...	2,73,99
4	Construction of staff quarters Phase-I	...	...	...	90,37
5	Construction of multi-level parking	...	...	...	25,00
6	Construction of Directorate/MPSC building	...	...	...	25,00
7	Governor's Residence/Main	...	...	...	1,24,84
8	Secretariat building	...	...	...	1,12,91
9	Ceremonial Wing	...	...	...	39,99
10	Other Works each costing Rs 1 crore and less	...	46,78	10,00	56,78
Total-	051	...	46,78	10,00	56,78
					1,11,88,12

## STATEMENT NO. 13-Contd.

(Figures in bold represent Central Sector Plan Schemes)

Expenditure during 2004-2005

Heads	Expenditure during 2004-2005			Total	Expenditure to end of 2004-2005
	Non Plan	Plan	Centrally Sponsored Schemes/Central Sector Plan Schemes		
(In thousands of rupees)					
<b>EXPENDITURE HEADS (CAPITAL ACCOUNT)-Contd.</b>					
<b>B. CAPITAL ACCOUNT OF SOCIAL SERVICES-Contd.</b>					
(c) Capital Account of Water Supply, Sanitation, Housing and Urban Development-Concl'd.					
4217	Capital Outlay on Urban Development-Concl'd.				
01	State Capital Development-Concl'd.				
052	Machinery and Equipment	...	...	...	40,00
Total	01	...	46,78	10,00	56,78
03	Integrated Development of Small and Medium Towns				
051	Construction	...	5,28,52	72,00	6,00,52
800	Other Expenditure	...	...	...	2,28,62
Total	03	...	5,28,52	72,00	6,00,52
60	Other Urban Development Schemes				
051	Construction	...	...	...	2,62,30
Total	60	...	...	...	2,62,30
Total-4217		...	5,75,30	82,00	6,57,30
Total-(c) Capital Account of Water Supply, Sanitation, Housing and Urban Development		...	33,39,74	19,77,42	53,17,16
					5,56,02,69

## STATEMENT NO. 13-Contd.

(Figures in bold represent Central Sector Plan Schemes)

Expenditure during 2004-2005

Heads	Non Plan	Plan	Centrally Sponsored Schemes/Central Sector Plan Schemes	Total	Expenditure to end of 2004-2005
(In thousands of rupees)					
<b>EXPENDITURE HEADS (CAPITAL ACCOUNT)-Contd.</b>					
<b>B. CAPITAL ACCOUNT OF SOCIAL SERVICES-Contd.</b>					
(d) Capital Account of Information and Broadcasting					
4220	Capital Outlay on Information and Publicity				
60	Others				
101	Buildings	...	20,00	...	2,09,73
800	Other Expenditure	...	8,00	...	13,72
Total	60	...	28,00	...	2,23,45
Total-4220	...	28,00	...	28,00	2,23,45
Total-(d)	Capital Account of Information and Broadcasting	...	28,00	...	2,23,45
(g) Capital Account of Social Welfare and Nutrition					
4235	Capital Outlay on Social Security and Welfare				
02	Social Welfare				
001	Direction and Administration	...	...	...	2,90,56
800	Other Expenditure	...	2,50,28	2,75,00	12,84,52
Total	02	...	2,50,28	2,75,00	15,75,08
Total-4235	...	2,50,28	2,75,00	5,25,28	15,75,08
Total-(g)	Capital Account of Social Welfare and Nutrition	...	2,50,28	2,75,00	5,25,28

## STATEMENT NO. 13-Contd.

(Figures in bold represent Central Sector Plan Schemes)

**Expenditure during 2004-2005**

Heads	Non Plan	Plan	Centrally Sponsored Schemes/Central Sector Plan Schemes	Total	Expenditure to end of 2004-2005
(In thousands of rupees)					
<b>EXPENDITURE HEADS (CAPITAL ACCOUNT)-Contd.</b>					
<b>B. CAPITAL ACCOUNT OF SOCIAL SERVICES-Concl'd.</b>					
<b>Total B. CAPITAL ACCOUNT OF SOCIAL SERVICES</b>	...	53,19,73	24,77,42	77,97,15	6,77,41,26
<b>C. CAPITAL ACCOUNT OF ECONOMIC SERVICES</b>					
<b>(a) Capital Account of Agriculture and Allied Activities</b>					
4401	Capital Outlay on Crop Husbandry				
001	Direction and Administration	...	...	...	2,58,56
101	Farming Co-operatives	...	...	...	6,74
102	Food Grains Crops	...	15,02	15,02	11,55,98
103	Seeds	...	7,34	7,34	1,42,04
105	Manures and Fertilisers	...	3,99	3,99	99,74
107	Plant Protection	...	...	...	93,42
113	Agricultural Engineering	...	94	94	1,83,86
119	Horticulture and Vegetable Crops	...	17,99	17,99	14,46,65
800	Other Expenditure	...	63,50	1,61,02	7,62,70
<b>Total-4401</b>	...	1,08,78	97,52	2,06,30	41,49,69

## STATEMENT NO. 13-Contd.

(Figures in bold represent Central Sector Plan Schemes)

Expenditure during 2004-2005

Heads	Expenditure during 2004-2005			Total	Expenditure to end of 2004-2005	
	Non Plan	Plan	Centrally Sponsored Schemes/Central Sector Plan Schemes			
(In thousands of rupees)						
<b>EXPENDITURE HEADS (CAPITAL ACCOUNT)-Contd.</b>						
<b>C. CAPITAL ACCOUNT OF ECONOMIC SERVICES-Contd.</b>						
(a) Capital Account of Agriculture and Allied Activities-Contd.						
4402	Capital Outlay on Soil and Water Conversation					
203	Land Reclamation and Development	...	...	99,85	99,85	4,06,88
800	Other Expenditure	...	...	...	...	8,00
Total-4402	...	...	99,85	99,85	4,14,88	

4403	Capital Outlay on Animal Husbandry					
001	Direction and Administration	...	...	...	...	81,77
101	Veterinary Services and Animal Health	...	...	...	...	1,58,80
103	Poultry Development	...	...	...	...	13,30
105	Piggery Development	...	...	...	...	2,22,78
106	Other Live Stock Development	...	...	...	...	2,40
107	Fodder and Feed Development	...	...	...	...	1,77,03
109	Extension and Training	...	...	...	...	55,67

## STATEMENT NO. 13-Contd.

(Figures in bold represent Central Sector Plan Schemes)

Expenditure during 2004-2005

Heads	Non Plan	Plan	Centrally Sponsored Schemes/Central Sector Plan Schemes	Total	Expenditure to end of 2004-2005
(In thousands of rupees)					
<b>EXPENDITURE HEADS (CAPITAL ACCOUNT)-Contd.</b>					
<b>C. CAPITAL ACCOUNT OF ECONOMIC SERVICES-Contd.</b>					
(a) Capital Account of Agriculture and Allied Activities-Contd.					
4403	Capital Outlay on Animal Husbandry-Concltd.				
800	Other Expenditure	...	...	...	1,12,66
<b>Total-4403</b>	...	...	...	...	<b>8,24,41</b>
4404	Capital Outlay on Dairy Development				
102	Dairy Development Projects	...	...	...	44,99
<b>Total-4404</b>	...	...	...	...	<b>44,99</b>
4405	Capital Outlay on Fisheries				
001	Direction and Administration	...	...	...	43,96
101	Inland Fisheries	...	39	39	4,23,13

## STATEMENT NO. 13-Contd.

(Figures in bold represent Central Sector Plan Schemes)

Expenditure during 2004-2005

Heads	Non Plan	Plan	Centrally Sponsored Schemes/Central Sector Plan Schemes	Total	Expenditure to end of 2004-2005
(In thousands of rupees)					
<b>EXPENDITURE HEADS (CAPITAL ACCOUNT)-Contd.</b>					
<b>C. CAPITAL ACCOUNT OF ECONOMIC SERVICES-Contd.</b>					
(a) Capital Account of Agriculture and Allied Activities-Contd.					
4405	Capital Outlay on Fisheries-Concl'd.				
105	...	...	...	...	54,32
191	...	...	...	...	4,54
Total-4405	...	39	...	39	5,25,95
4406	Capital Outlay on Forestry and Wild Life				
01	Forestry				
070	...	...	...	...	1,79,88
101	...	...	...	...	29,53
102	...	...	2,56,03	2,56,03	5,13,35
800	...	...	...	...	3,21,27
Total	01	...	2,56,03	2,56,03	10,44,03



## STATEMENT NO. 13-Contd.

(Figures in bold represent Central Sector Plan Schemes)

Expenditure during 2004-2005

Heads		Non Plan	Plan	Centrally Sponsored Schemes/Central Sector Plan Schemes	Total	Expenditure to end of 2004-2005
(In thousands of rupees)						
<b>EXPENDITURE HEADS (CAPITAL ACCOUNT)-Contd.</b>						
<b>C. CAPITAL ACCOUNT OF ECONOMIC SERVICES-Contd.</b>						
(a) Capital Account of Agriculture and Allied Activities-Contd.						
4406	Capital Outlay on Forestry and Wild Life-Concl'd.					
02	Environmental Forestry and Wild Life					
110	Wild Life	...	...	20,00	20,00	3,83,62
Total	02	...	...	20,00	20,00	3,83,62
Total	4406	...	...	2,76,03	2,76,03	14,27,65
4408	Capital Outlay on Food Storage and Warehousing					
01	Food					
101	Procurement and Supply	9,62,83	...	...	9,62,83	80,44,87
103	Food processing	...	...	...	...	5,00
Total	01	9,62,83	...	...	9,62,83	80,49,87
02	Storage and Warehousing					
101	Rural Godown Programmes	...	...	...	...	7,90,53
Total	02	...	...	...	...	7,90,53

## STATEMENT NO. 13-Contd.

(Figures in bold represent Central Sector Plan Schemes)

Expenditure during 2004-2005

Heads	Non Plan	Plan	Centrally Sponsored Schemes/Central Sector Plan Schemes	Total	Expenditure to end of 2004-2005
(In thousands of rupees)					
<b>EXPENDITURE HEADS (CAPITAL ACCOUNT)-Contd.</b>					
<b>C. CAPITAL ACCOUNT OF ECONOMIC SERVICES-Contd.</b>					
(a) Capital Account of Agriculture and Allied Activities-Contd.					
4408	Capital Outlay on Food Storage and Warehousing-Concltd.				
Total-4408	9,62,83	...	...	9,62,83	88,40,40
<hr/>					
4416	Investments in Agricultural Financial Institutions				
190	Investments in Public sector and other undertakings	...	...	...	3,75
Total-4416	...	...	...	...	3,75
<hr/>					
4425	Capital Outlay on Co-operation				
001	Direction and Administration	...	...	...	1,08,25
003	Training	...	...	...	34,00
106	Investments in Multi-purpose Rural Co-operatives	...	...	...	65,92
107	Investments in Credit Co-operatives	...	...	...	69,32

## STATEMENT NO. 13-Contd.

(Figures in bold represent Central Sector Plan Schemes)

Expenditure during 2004-2005

Heads	Non Plan	Plan	Centrally Sponsored Schemes/Central Sector Plan Schemes	Total	Expenditure to end of 2004-2005
(In thousands of rupees)					
<b>EXPENDITURE HEADS (CAPITAL ACCOUNT)-Contd.</b>					
<b>C. CAPITAL ACCOUNT OF ECONOMIC SERVICES-Contd.</b>					
(a) Capital Account of Agriculture and Allied Activities-Contd.					
4425					
107					
108	...	...	...	...	8,59,32
190	...	...	...	...	1,23,35
200	...	...	...	...	1,38,82
Total-4425	...	...	...	...	13,98,98
4435					
01					
101	...	...	...	...	2,00,00
800	...	...	1,08,07	1,08,07	1,08,07
Total 01	...	...	1,08,07	1,08,07	3,08,07
Total-4435	...	...	1,08,07	1,08,07	3,08,07

## STATEMENT NO. 13-Contd.

(Figures in bold represent Central Sector Plan Schemes)

Expenditure during 2004-2005

Heads	Non Plan	Plan	Centrally Sponsored Schemes/Central Sector Plan Schemes	Total	Expenditure to end of 2004-2005
(In thousands of rupees)					
<b>EXPENDITURE HEADS (CAPITAL ACCOUNT)-Contd.</b>					
<b>C. CAPITAL ACCOUNT OF ECONOMIC SERVICES-Contd.</b>					
(a) Capital Account of Agriculture and Allied Activities-Concl'd.					
Total-(a) Capital Account of Agriculture and Allied Activities	9,62,83	1,09,17	5,81,47	16,53,47	1,79,38,77
(b) Capital Account of Rural Development					
4515 Capital Outlay on other Rural Development					
001 Direction and Administration	...	...	...	...	90,73
101 Panchayati Raj	...	...	...	...	12,09
102 Community Development	...	1,95,81	...	1,95,81	20,34,47
103 Rural Development	...	...	...	...	73,90
800 Other Expenditure	...	...	...	...	71
Total-4515	...	1,95,81	...	1,95,81	22,11,90
(c) Capital Account of Special Areas Programme					
4552 Capital Outlay on North Eastern Areas					
008 Power Development	...	...	...	...	6,75,16
009 Roads and Bridges	...	31,75,06	...	31,75,06	1,58,19,47
010 Road Transport	...	2,00,00	...	2,00,00	3,25,00
Total-(b) Capital Account of Rural Development	...	1,95,81	...	1,95,81	22,11,90

## STATEMENT NO. 13-Contd.

(Figures in bold represent Central Sector Plan Schemes)

Expenditure during 2004-2005

Heads	Non Plan	Plan	Centrally Sponsored Schemes/Central Sector Plan Schemes	Total	Expenditure to end of 2004-2005
(In thousands of rupees)					
<b>EXPENDITURE HEADS (CAPITAL ACCOUNT)-Contd.</b>					
<b>C. CAPITAL ACCOUNT OF ECONOMIC SERVICES-Contd.</b>					
(c) Capital Account of Special Areas Programme-Contd.					
4552	Capital Outlay on North Eastern Areas-Concl'd.				
010	Road Transport				
101	Veterinary Service and Animal Health	...	...	...	8,21
337	Roads Works-State High Ways	...	...	...	1,43,47
800	Other Expenditure	...	...	...	2,31,49
05	Transmission and Distribution				
800	Other Expenditure	...	1,80,00	...	1,80,00
Total	05	...	1,80,00	...	1,80,00
Total-4552	...	35,55,06	...	35,55,06	1,74,57,80
4575	Capital Outlay on other Special Areas Programmes				
02	Backward Areas				
101	Border Areas Development Programme	...	12,15,43	...	12,15,43
Total	02	...	12,15,43	...	12,15,43

## STATEMENT NO. 13-Contd.

(Figures in bold represent Central Sector Plan Schemes)

Expenditure during 2004-2005

Heads	Non Plan	Plan	Centrally Sponsored Schemes/Central Sector Plan Schemes	Total	Expenditure to end of 2004-2005
(In thousands of rupees)					
<b>EXPENDITURE HEADS (CAPITAL ACCOUNT)-Contd.</b>					
<b>C. CAPITAL ACCOUNT OF ECONOMIC SERVICES-Contd.</b>					
(c) Capital Account of Special Areas Programme-Concl'd.					
4575	Capital Outlay on other Special Areas Programmes-Concl'd.				
60	Others				
101	...	...	...	...	10,86,56
	Border Areas Development Programme				
Total	60	...	...	...	10,86,56
<hr/>					
Total-4575	...	12,15,43	...	12,15,43	38,98,48
<hr/>					
Total-(c) Capital Account of Special Areas Programme	...	47,70,49	...	47,70,49	2,13,56,28
(d) Capital Account of Irrigation and Flood Control					
4701	Capital Outlay on Medium Irrigation				
80	General				
001	...	...	...	...	13,19
	Direction and Administration				
800	...	...	...	...	83,12
	Other Expenditure				
Total	80	...	...	...	96,31
<hr/>					
Total-4701	...	...	...	...	96,31
<hr/>					

## STATEMENT NO. 13-Contd.

(Figures in bold represent Central Sector Plan Schemes)

Expenditure during 2004-2005

Heads	Non Plan	Plan	Centrally Sponsored Schemes/Central Sector Plan Schemes	Total	Expenditure to end of 2004-2005	
(In thousands of rupees)						
<b>EXPENDITURE HEADS (CAPITAL ACCOUNT)-Contd.</b>						
<b>C. CAPITAL ACCOUNT OF ECONOMIC SERVICES-Contd.</b>						
(d) Capital Account of Irrigation and Flood Control-Concl'd.						
4702	Capital Outlay on Minor Irrigation					
101	Surface Water	...	12,10,68	...	12,10,68	30,98,19
102	Ground Water	...	...	...	...	24,97
800	Other Expenditure	...	...	...	...	19,36,16
Total-4702	...	12,10,68	...	12,10,68	...	50,59,32
4705	Capital Outlay on Command Area Development					
800	Other Expenditure	...	...	...	...	2,43
Total-4705	...	...	...	...	...	2,43
Total-(d) Capital Account of Irrigation and Flood Control	...	12,10,68	...	12,10,68	...	51,58,06

## STATEMENT NO. 13-Contd.

(Figures in bold represent Central Sector Plan Schemes)

Expenditure during 2004-2005

Heads		Expenditure during 2004-2005			Total	Expenditure to end of 2004-2005
		Non Plan	Plan	Centrally Sponsored Schemes/Central Sector Plan Schemes		
(In thousands of rupees)						
<b>EXPENDITURE HEADS (CAPITAL ACCOUNT)-Contd.</b>						
<b>C. CAPITAL ACCOUNT OF ECONOMIC SERVICES-Contd.</b>						
(e) Capital Account of Energy						
4801	Capital Outlay on Power Projects					
01	Hydel Generation					
001	Direction and Administration	...	...	...	...	47,47
800	Other Expenditure					
1	Division of Weir	...	...	...	...	3,68,91
2	Pen Stock	...	...	...	...	2,53,24
3	Kau-Tlabung M.H.P.	...	...	...	...	5,24,15
4	Tuipanglui Mini Hydel Project	...	...	...	...	4,72,45
5	Other Works each costing Rs 1 crore and less	...	12,38,08	2,70,00	15,08,08	1,39,95,28
6	S & I of Kolodyne HEP	...	60,00	...	60,00	60,00
7	Serlui 'B' HEP	...	1,78,71	...	1,78,71	1,78,71
8	Maicham-II SHP	...	10,18,03	...	10,18,03	10,18,03
Total-	800	...	24,94,82	2,70,00	27,64,82	1,67,90,77
Total	01	...	24,94,82	2,70,00	27,64,82	1,69,18,24



## STATEMENT NO. 13-Contd.

(Figures in bold represent Central Sector Plan Schemes)

Expenditure during 2004-2005

Heads	Non Plan	Plan	Centrally Sponsored Schemes/Central Sector Plan Schemes	Total	Expenditure to end of 2004-2005
(In thousands of rupees)					
<b>EXPENDITURE HEADS (CAPITAL ACCOUNT)-Contd.</b>					
<b>C. CAPITAL ACCOUNT OF ECONOMIC SERVICES-Contd.</b>					
(e) Capital Account of Energy-Contd.					
4801	Capital Outlay on Power Projects-Concl'd.				
02	Thermal Power Generation				
800	Other Expenditure				
1	Other Works each costing Rs 1 crore and less	...	...	...	1,36,61
Total-	800	...	...	...	1,36,61
Total	02	...	...	...	1,36,61
04	Diesel/Gas Power Generation				
800	Other Expenditure				
1	Augmentation of Luangmual P/H	...	...	...	2,00,00
2	Other Works each costing Rs 1 crore and less	...	...	...	45,77,95
Total-	800	...	...	...	47,77,95
Total	04	...	...	...	47,77,95
05	Transmission and Distribution				
800	Other Expenditure				
1	Electric equipment	...	...	...	5,43,30
2	Construction of 132 KV line from Tuinal to Kolasib	...	8,51	8,51	8,51

## STATEMENT NO. 13-Contd.

(Figures in bold represent Central Sector Plan Schemes)

Expenditure during 2004-2005

Heads	Expenditure during 2004-2005			Total	Expenditure to end of 2004-2005	
	Non Plan	Plan	Centrally Sponsored Schemes/Central Sector Plan Schemes			
(In thousands of rupees)						
<b>EXPENDITURE HEADS (CAPITAL ACCOUNT)-Contd.</b>						
<b>C. CAPITAL ACCOUNT OF ECONOMIC SERVICES-Contd.</b>						
(e) Capital Account of Energy-Contd.						
4801	Capital Outlay on Power Projects-Contd.					
05	Transmission and Distribution-Contd.					
800	Other Expenditure-Contd.					
3	132 KV line from Saitual to Darlawn	...	1,03,00	...	1,03,00	4,41,27
4	132 KV S/C line from Khawzawl to Ngapa	...	...	...	...	3,25,48
5	132 KV S/C line from Khawzawl to E. Lungdar	...	...	...	...	2,48,67
6	Augmentation of Luangmual S/S	...	...	...	...	1,44,24
7	Augmentation/Modification of Zembawk Upper S/S	...	6,05	...	6,05	1,87,78
8	132 KV S/S at Bawktary	...	...	...	...	1,08,10
9	132 KV S/S, 1x12.5 MVA Kolasib (BawKatlang)	...	6,08	...	6,08	34,89
10	Upgradation of 66 KV Saitual S/S to 132 KV S/S	...	35,00	...	35,00	1,05,00
11	Upgradation and Augmentation of Champai S/S (Lower)	...	...	...	...	65,53
12	Upgradation and Augmentation of Champai S/S (Upper)	...	...	...	...	66,78
13	Upgradation and Augmentation of Khawzawl S/S	...	...	...	...	1,29,21
14	Serlui "B" SHP	...	...	...	...	99,78

## STATEMENT NO. 13-Contd.

(Figures in bold represent Central Sector Plan Schemes)

Expenditure during 2004-2005

Heads	Non Plan	Plan	Centrally Sponsored Schemes/Central Sector Plan Schemes	Total	Expenditure to end of 2004-2005
(In thousands of rupees)					
<b>EXPENDITURE HEADS (CAPITAL ACCOUNT)-Contd.</b>					
<b>C. CAPITAL ACCOUNT OF ECONOMIC SERVICES-Contd.</b>					
(e) Capital Account of Energy-Contd.					
4801	Capital Outlay on Power Projects-Contd.				
05	Transmission and Distribution-Contd.				
800	Other Expenditure-Contd.				
15	Bairabi Dam Project	...	...	...	14,70
16	Maicham SHP Stage-II	...	...	...	21,24
17	Other Works each costing Rs 1 crore and less	...	25,25	25,25	1,83,18,00
18	Improvement of Transmission and Distribution Network within Aizawl Town	...	...	...	3,11,56
19	Improvement of Transmission and Distribution Network within Lunglei Town	...	...	...	6,30,00
20	Improvement of Transmission and Distribution Network within Champai Circle(Aporp)	...	...	...	5,99,40
21	Improvement of Transmission and Distribution Network within Aizawl Power Circle(Aporp)	...	...	...	2,20,97
22	Consumer Metering in Mizoram	...	...	...	16,97,63

## STATEMENT NO. 13-Contd.

(Figures in bold represent Central Sector Plan Schemes)

Expenditure during 2004-2005

Heads	Non Plan	Plan	Centrally Sponsored Schemes/Central Sector Plan Schemes	Total	Expenditure to end of 2004-2005
<b>EXPENDITURE HEADS (CAPITAL ACCOUNT)-Contd.</b>					
<b>C. CAPITAL ACCOUNT OF ECONOMIC SERVICES-Contd.</b>					
(f) Capital Account of Industry and Minerals-Contd.					
4851	Capital Outlay on Village and Small Industries-Concl'd.				
800	Other Expenditure	...	...	...	1,62,81
Total-4851	...	1,79,00	1,99,91	3,78,91	40,17,71
4852	Capital Outlay on Iron and Steel Industries				
02	Manufacture				
800	Other Expenditure	...	...	...	2,39
Total 02	...	...	...	...	2,39
Total-4852	...	...	...	...	2,39

## STATEMENT NO. 13-Contd.

(Figures in bold represent Central Sector Plan Schemes)

Expenditure during 2004-2005

Heads	Expenditure during 2004-2005			Total	Expenditure to end of 2004-2005
	Non Plan	Plan	Centrally Sponsored Schemes/Central Sector Plan Schemes		
(In thousands of rupees)					
<b>EXPENDITURE HEADS (CAPITAL ACCOUNT)-Contd.</b>					
<b>C. CAPITAL ACCOUNT OF ECONOMIC SERVICES-Contd.</b>					
(f) Capital Account of Industry and Minerals-Contd.					
4853	Capital Outlay on Non-ferrous Mining and Metallurgical Industries				
02	Non-Ferrous Metals				
800	Other Expenditure	...	...	...	40,80
Total	02	...	...	...	40,80
60	Other Mining and Metallurgical Industries				
800	Other Expenditure	...	...	...	(-3,78(a))
Total	60	...	...	...	(-3,78(a))
Total-4853		...	...	...	37,02
4858	Capital Outlay on Engineering Industries				
60	Other Engineering Industries				
800	Other Expenditure	...	...	...	*
Total	60	...	...	...	*
Total-4858		...	...	...	*

(a) Reasons for minus balance is under investigation.

\* Rs. (-) 50/- only and reasons for minus balance is under investigation.

## STATEMENT NO. 13-Contd.

(Figures in bold represent Central Sector Plan Schemes)

**Expenditure during 2004-2005**

Heads	Expenditure during 2004-2005			Total	Expenditure to end of 2004-2005	
	Non Plan	Plan	Centrally Sponsored Schemes/Central Sector Plan Schemes			
(In thousands of rupees)						
<b>EXPENDITURE HEADS (CAPITAL ACCOUNT)-Contd.</b>						
<b>C. CAPITAL ACCOUNT OF ECONOMIC SERVICES-Contd.</b>						
(f) Capital Account of Industry and Minerals-Concl'd.						
4885	Other Capital Outlay on Industries and Minerals					
60	Others					
800	Other Expenditure	...	...	...	76,75	
Total	60	...	...	...	76,75	
Total-4885		...	...	...	76,75	
Total-(f) Capital Account of Industry and Minerals		...	1,79,00	1,99,91	3,78,91	41,33,87
(g) Capital Account of Transport						
5053	Capital Outlay on Civil Aviation					
60	Other Aeronautical Services					
001	Direction and Administration	...	...	...	66,26	
101	Communication	...	...	...	1,00,19,55	
Total	60	...	...	...	1,00,85,81	
Total-5053		...	...	...	1,00,85,81	

## STATEMENT NO. 13-Contd.

(Figures in bold represent Central Sector Plan Schemes)

Expenditure during 2004-2005

Heads		Expenditure during 2004-2005			Total	Expenditure to end of 2004-2005
		Non Plan	Plan	Centrally Sponsored Schemes/Central Sector Plan Schemes		
(In thousands of rupees)						
<b>EXPENDITURE HEADS (CAPITAL ACCOUNT)-Contd.</b>						
<b>C. CAPITAL ACCOUNT OF ECONOMIC SERVICES-Contd.</b>						
(g) Capital Account of Transport-Contd.						
5054	Capital Outlay on Roads and Bridges					
01	National Highways					
101	Permanent Bridges	...	...	...	...	48
337	Road Works	...	...	76,99	76,99	3,05,69
800	Other Expenditure	...	...	...	...	32,82,06
Total	01	...	...	76,99	76,99	35,88,23
03	State Highways					
052	Machinery and Equipment	...	...	...	...	5,50,77
337	Road Works					
1	Mizoram State Road Project (EAP)	...	...	...	...	12,52,36
2	Other Works each costing Rs 1 crore and less	...	80,00,00	...	80,00,00	1,78,23,25
Total-	337	...	80,00,00	...	80,00,00	1,90,75,61
800	Other Expenditure	...	...	...	...	70,34,95
Total	03	...	80,00,00	...	80,00,00	2,66,61,33

## STATEMENT NO. 13-Contd.

(Figures in bold represent Central Sector Plan Schemes)

Expenditure during 2004-2005

Heads	Non Plan	Plan	Centrally Sponsored Schemes/Central Sector Plan Schemes	Total	Expenditure to end of 2004-2005
(In thousands of rupees)					
<b>EXPENDITURE HEADS (CAPITAL ACCOUNT)-Contd.</b>					
<b>C. CAPITAL ACCOUNT OF ECONOMIC SERVICES-Contd.</b>					
(g) Capital Account of Transport-Contd.					
5054	Capital Outlay on Roads and Bridges-Contd.				
04	District and Other Roads				
101	Bridges	...	...	...	3,65,00
337	Roads Works	...	...	...	4,40,18
800	Other Expenditure				
1	Construction of Champhai Tiare Road	...	...	...	4,39,39
2	Construction of Champhai (Indo-Myanmar)	...	...	...	3,03,45
3	Upgradation of KB Road PH-II	...	...	...	4,76,69
4	Construction of Aizawl-W. Lunjdiv Road	...	...	...	3,46,65
5	Construction of Aizawl - Reiek - W.Lungdar Road	...	...	...	5,03,16
6	Construction of Rawpuichhip to Buarpu Road	...	...	...	10,18,88
7	Mizoram State Road Project (Counterpart Funding)	...	...	...	3,30,00
8	Other Works each costing Rs 1 crore and less	...	21,15,08	21,15,08	3,13,55,86
Total-	800	...	21,15,08	21,15,08	3,47,74,08
Total	04	...	21,15,08	21,15,08	3,55,79,26



## STATEMENT NO. 13-Contd.

(Figures in bold represent Central Sector Plan Schemes)

Expenditure during 2004-2005

Heads	Non Plan	Plan	Centrally Sponsored Schemes/Central Sector Plan Schemes	Total	Expenditure to end of 2004-2005
(In thousands of rupees)					
<b>EXPENDITURE HEADS (CAPITAL ACCOUNT)-Contd.</b>					
<b>C. CAPITAL ACCOUNT OF ECONOMIC SERVICES-Contd.</b>					
(g) Capital Account of Transport-Concl'd.					
5054	Capital Outlay on Roads and Bridges-Concl'd.				
80	General				
001	...	2,31	...	2,31	2,31
Total	80	...	2,31	...	2,31
Total-5054	...	1,01,17,39	76,99	1,01,94,38	6,58,31,13
5055	Capital Outlay on Road Transport				
050	Lands and Buildings	...	...	...	82,32
102	Acquisition of Fleet	...	1,59,00	1,59,00	7,54,17
103	Workshop Facilities	...	2,00	2,00	1,63,10
800	Other Expenditure	...	...	...	20,22,66
Total-5055	...	1,61,00	...	1,61,00	30,22,25
Total-(g) Capital Account of Transport	...	1,02,78,39	76,99	1,03,55,38	7,89,39,19

## STATEMENT NO. 13-Contd.

(Figures in bold represent Central Sector Plan Schemes)

Expenditure during 2004-2005

Heads	Non Plan	Plan	Centrally Sponsored Schemes/Central Sector Plan Schemes	Total	Expenditure to end of 2004-2005
-------	----------	------	---	-------	---------------------------------

(In thousands of rupees)

**EXPENDITURE HEADS (CAPITAL ACCOUNT)-Contd.****C. CAPITAL ACCOUNT OF ECONOMIC SERVICES-Contd.**

(j) Capital Account of General Economic Services

5452	Capital Outlay on Tourism				
01	Tourist Infrastructure				
101	Tourist Centre	...	...	...	1,53,00
102	Tourist Accommodation	...	2,13,96	2,13,96	7,49,91
800	Other Expenditure	...	...	...	10,91
Total	01	...	2,13,96	2,13,96	9,13,82
80	General				
104	Promotion and Publicity	...	...	...	24,48
Total	80	...	...	...	24,48
Total-5452		...	2,13,96	2,13,96	9,38,30

5475 Capital Outlay on other General Economic Services

112	Statistics	...	...	...	2,19
-----	------------	-----	-----	-----	------

## STATEMENT NO. 13-Concl'd.

(Figures in bold represent Central Sector Plan Schemes)

Expenditure during 2004-2005

Heads	Non Plan	Plan	Centrally Sponsored Schemes/Central Sector Plan Schemes	Total	Expenditure to end of 2004-2005
(In thousands of rupees)					
<b>EXPENDITURE HEADS (CAPITAL ACCOUNT)-Concl'd.</b>					
<b>C. CAPITAL ACCOUNT OF ECONOMIC SERVICES-Concl'd.</b>					
(j) Capital Account of General Economic Services-Concl'd.					
5475	Capital Outlay on other General Economic Services-Concl'd.				
Total-5475	...	...	...	...	2,19
Total-(j) Capital Account of General Economic Services	...	...	2,13,96	2,13,96	9,40,49
<b>Total C. CAPITAL ACCOUNT OF ECONOMIC SERVICES</b>	<b>9,62,83</b>	<b>2,17,29,75</b>	<b>13,69,18</b>	<b>2,40,61,76</b>	<b>19,00,97,66</b>
<b>TOTAL EXPENDITURE HEADS (CAPITAL ACCOUNT)</b>	<b>9,64,89</b>	<b>2,80,30,77</b>	<b>39,57,85</b>	<b>3,29,53,51</b>	<b>26,99,74,33</b>

## STATEMENT NO. 14

DETAILS OF INVESTMENTS OF GOVERNMENT IN STATUTORY CORPORATIONS, GOVERNMENT COMPANIES, OTHER JOINT-STOCK COMPANIES, CO-OPERATIVE BANKS AND SOCIETIES, ETC. TO THE END OF 2004-2005

Sl. No.	Name of concern	Year(s) of investment	Details of investment		Face value of each share	Amount invested	Percentage of Government investment to the total paid up capital	Dividend declared / Interest received and credited to Government during the year	Remarks
			Type	No. of shares					
(In thousands of rupees)									
(1)	(2)	(3)	(4)	(5)	(6)	(7)	(8)	(9)	(10)
<b>I GOVERNMENT COMPANIES</b>									
1.	Mizoram Small * Industrial Development Cooperation Limited	1978-1979 To 1980-1981	Equity Shares	25,000	100 (each)	25,00	100	...	The Corporation sustained an accumulated loss of Rs.168.41 lakhs in 1998-99 under Mizoram Electronic Development Corporation Ltd., Rs.785.59 lakhs under Mizoram Food and Allied Industries Corporation Ltd. in 1999-2000 Rs. 301.27 lakhs under Mizoram Handloom and Handicraft Development Corporation Ltd. in 1998-99, Rs.885.04 lakhs under Zoram Industrial Development Corporation Ltd. in 2003-2004 and an accumulated profit of Rs.2.59 lakhs in 1996-97 under Mizoram Agricultural Marketing Corporation Ltd. The working result other than those stated above have not been intimated (September, 2005)
Total						25,00			
2.	Investment in Public Sector and other Undertakings	1987-1988	(a)	(a)	(a)	5,00	(a)	...	
		1988-1989	(a)	(a)	(a)	6,50	(a)	...	
		1989-1990	(a)	(a)	(a)	1,50	(a)	...	
		1990-1991	(a)	(a)	(a)	3,00	(a)	...	
		1991-1992	(a)	(a)	(a)	32,60	(a)	...	
		1992-1993	(a)	(a)	(a)	2,00	(a)	...	
		1993-1994	(a)	(a)	(a)	30,00	(a)	...	
		1994-1995	(a)	(a)	(a)	36,00	(a)	...	
		1996-1997	(a)	(a)	(a)	3,00	(a)	...	
Total						1,19,60			
Total - I						1,44,60			

\* Investment met from Revenue (MH 321 Village and Small Industries) for the period upto 1980-81 adopted proforma.

(a) Full particulars regarding type of shares, percentage of investment, number of shares and face value of each shares have not been furnished by the Department (September, 2005).

## STATEMENT NO. 14- Contd.

Sl. No.	Name of Concern	Year(s) of investment	Details of investment		Face value of each share	Amount invested	Percentage of Government investment to the total paid up capital	Dividend declared / Interest received and credited to Government during the year	Remarks
			Type	No. of shares					

(In thousands of rupees)

(1)	(2)	(3)	(4)	(5)	(6)	(7)	(8)	(9)	(10)
<b>II CO-OPERATIVE SOCIETIES</b>									
1.	Co-operative Bank (1)	1978-1979	Ordinary Shares	24,000	50	12,00	100	...	
		To							
		1990-1991							
		1981-1982	Ordinary Shares	2,550	100	2,55	(a)	...	
		1982-1983	(a)	(a)	(a)	2,00	(a)	...	
		1983-1984	(a)	(a)	(a)	3,75	(a)	...	
					Total	20,30			
2.	Warehousing and Marketing Co-operatives (2)	1973-1974	Ordinary Shares	12,300	100	12,30	(a)	...	
		To							
		1980-1981							
		1981-1982	Ordinary Shares	1,000	100	1,00	(a)	...	
		1981-1982	Ordinary Shares	10,000	10	1,00	99	...	
					Total	14,30			
3.	Consumer Co-operatives (3)	1972-1973	Ordinary Shares	12,232	100	12,23	(a)	...	
		To							
		1980-1981							
		1981-1982	Ordinary Shares	60,000	10	6,00	(a)	...	
		1981-1982	Ordinary Shares	10,000	100	1,00	99	...	

(a) Full particulars regarding type of shares, percentage of investment, number of shares and face value of each shares have not been furnished by the Department (September, 2005).

## STATEMENT NO. 14-Contd.

Sl. No.	Name of Concern	Year(s) of investment	Details of investment		Face value of each share	Amount invested	Percentage of Government investment to the total paid up capital	Dividend declared / Interest received and credited to Government during the year	Remarks
			Type	No. of shares					
(In thousands of rupees)									
(1)	(2)	(3)	(4)	(5)	(6)	(7)	(8)	(9)	(10)
<b>II CO-OPERATIVE SOCIETIES-Contd.</b>									
3.	Consumer Co-operatives (3)-Concl.	1981-1982	Ordinary Shares	10,000	10	1,00	(a)	...	
		1982-1983	(a)	(a)	(a)	3,45	(a)	...	
		1986-1987	(a)	(a)	(a)	1,03	(a)	...	
		1995-1996	(a)	(a)	(a)	2,75	(a)	...	
					Total	27,46			
4.	Credit Co-operatives (180- Services Co-operatives)	1972-1973 To 1980-1981	Ordinary Shares	1,21,250	10	12,13	(a)	...	
		1981-1982	Ordinary Shares	10,000	10	1,00	(a)	...	
		1983-1984	(a)	(a)	(a)	2,00	(a)	...	
		1985-1986	(a)	(a)	(a)	48	(a)	...	
		1987-1988	(a)	(a)	(a)	7,50	(a)	...	
		1988-1989	(a)	(a)	(a)	19,50	(a)	...	

(a) Full particulars regarding type of shares, percentage of investment, number of shares and face value of each shares have not been furnished by the Department (September, 2005).

## STATEMENT NO. 14-Contd.

Sl. No.	Name of Concern	Year(s) of investment	Details of investment		Face value of each share	Amount invested	Percentage of Government investment to the total paid up capital	Dividend declared / Interest received and credited to Government during the year	Remarks
			Type	No. of shares					
(In thousands of rupees)									
(1)	(2)	(3)	(4)	(5)	(6)	(7)	(8)	(9)	(10)
<b>II CO-OPERATIVE SOCIETIES-Contd.</b>									
4.	Credit Co-operatives (180- Services Co-operatives)-Concl'd.	1989-1990	(a)	(a)	(a)	3,88	(a)	...	
		1990-1991	(a)	(a)	(a)	5,50	(a)	...	
		1991-1992	(a)	(a)	(a)	7,00	(a)	...	
		1992-1993	(a)	(a)	(a)	8,05	(a)	...	
		1993-1994	(a)	(a)	(a)	5,00	(a)	...	
					Total	72,04			
5.	Dairy Co-operatives (31)	1972-1973 To 1980-1981	Ordinary Shares	900	10	9	(a)	...	
		1972-1973 To 1980-1981	Ordinary Shares	750	20	15	(a)	...	
		1972-1973 To 1980-1981	Ordinary Shares	30	100	3	(a)	...	
		1981-1982	Ordinary Shares	150	100	15	(a)	...	
		1981-1982	Ordinary Shares	80	50	4	(a)	...	

(a) Full particulars regarding type of shares, percentage of investment, number of shares and face value of each shares have not been furnished by the Department (September, 2005).

## STATEMENT NO. 14-Contd.

Sl. No.	Name of Concern	Year(s) of investment	Details of investment		Face value of each share	Amount invested	Percentage of Government investment to the total paid up capital	Dividend declared / Interest received and credited to Government during the year	Remarks
			Type	No. of shares					
(In thousands of rupees)									
(1)	(2)	(3)	(4)	(5)	(6)	(7)	(8)	(9)	(10)
<b>II CO-OPERATIVE SOCIETIES-Contd.</b>									
5.	Dairy Co-operatives (31)-Concl'd.	1981-1982	Ordinary Shares	600	20	12	(a)	...	
		1981-1982	Ordinary Shares	11,900	10	1,19	Varies from 42 to 99	...	
		1982-1983	(a)	(a)	(a)	50	(a)	...	
		1984-1985	(a)	(a)	(a)	18	(a)	...	
					Total	2,45			
6.	Farming Co-operatives (16)	1973-1974 To 1980-1981	Ordinary Shares	2,300	10	23	(a)	...	
		1973-1974 To 1980-1981	Ordinary Shares	2,250	20	45	(a)	...	
		1973-1974 To 1980-1981	Ordinary Shares	4,000	25	1,00	(a)	...	
		1973-1974 To 1980-1981	Ordinary Shares	(a)	(a)	55	(a)	...	
		1981-1982	Ordinary Shares	1,300	20	26	(a)	...	
		1981-1982	Ordinary Shares	5,400	10	54	Varies from 42 to 99	...	

(a) Full particulars regarding type of shares, percentage of investment, number of shares and face value of each shares have not been furnished by the Department (September, 2005).



## STATEMENT NO. 14- Contd.

Sl. No.	Name of Concern	Year(s) of investment	Details of investment		Face value of each share	Amount invested	Percentage of Government investment to the total paid up capital	Dividend declared / Interest received and credited to Government during the year	Remarks
			Type	No. of shares					

(In thousands of rupees)

(1)	(2)	(3)	(4)	(5)	(6)	(7)	(8)	(9)	(10)
-----	-----	-----	-----	-----	-----	-----	-----	-----	------

## II CO-OPERATIVE SOCIETIES-Contd.

## 6. Farming Co-operatives (16)-Concl.

		1982-1983	(a)	(a)	(a)	3,00	(a)	...	
		1983-1984	(a)	(a)	(a)	1,00	(a)	...	
		1984-1985	(a)	(a)	(a)	10	(a)	...	

Total

7,13

## 7. Fisherman's Co-operatives (II)

		1972-1973	Ordinary Shares	3,766	10	37	(a)	...	
		To							
		1980-1981							
		1972-1973	Ordinary Shares	337	20	7	(a)	...	
		To							
		1980-1981							
		1972-1973	Ordinary Shares	56	100	6	(a)	...	
		To							
		1980-1981							
		1981-1982	Ordinary Shares	50	100	5	(a)	...	
		1981-1982	Ordinary Shares	1,000	20	20	(a)	...	
		1981-1982	Ordinary Shares	2,500	10	25	Varies from 42 to 99	...	
		1983-1984	(a)	(a)	(a)	50	(a)	...	

Total

1,50

(a) Full particulars regarding type of shares, percentage of investment, number of shares and face value of each shares have not been furnished by the Department (September, 2005).

## STATEMENT NO. 14- Contd.

Sl. No.	Name of Concern	Year(s) of investment	Details of investment		Face value of each share	Amount invested	Percentage of Government investment to the total paid up capital	Dividend declared / Interest received and credited to Government during the year	Remarks
			Type	No. of shares					

(In thousands of rupees)

(1)	(2)	(3)	(4)	(5)	(6)	(7)	(8)	(9)	(10)
8.	Industrial Co-operatives (54)	1977-1978 To 1980-1981	Ordinary Shares	8,500	10	85	(a)	...	
		1977-1978 To 1980-1981	Ordinary Shares	3,425	20	68	(a)	...	
		1977-1978 To 1980-1981	Ordinary Shares	290	50	14	(a)	...	
		1977-1978 To 1980-1981	Ordinary Shares	170	100	17	(a)	...	
		1981-1982	Ordinary Shares	35	100	4	(a)	...	
		1981-1982	Ordinary Shares	70	50	4	(a)	...	
		1981-1982	Ordinary Shares	140	25	3	(a)	...	
		1981-1982	Ordinary Shares	7,600	10	76	(a)	...	
		1981-1982	Ordinary Shares	425	20	9	(a)	...	
		1982-1983	(a)	(a)	(a)	75	(a)	...	

(a) Full particulars regarding type of shares, percentage of investment, number of shares and face value of each shares have not been furnished by the Department (September, 2005).

## STATEMENT NO. 14- Contd.

Sl. No.	Name of Concern	Year(s) of investment	Details of investment		Face value of each share	Amount invested	Percentage of Government investment to the total paid up capital	Dividend declared / Interest received and credited to Government during the year	Remarks
			Type	No. of shares					
(In thousands of rupees)									
(1)	(2)	(3)	(4)	(5)	(6)	(7)	(8)	(9)	(10)
<b>II CO-OPERATIVE SOCIETIES-Contd.</b>									
<b>III Industrial Co-operatives (54)-Concl'd.</b>									
		1985-1986	(a)	(a)	(a)	13,26	(a)	...	
		1986-1987	(a)	(a)	(a)	3,61	Varies from 42 to 99	...	
					Total	20,42			
9.	Labour Co-operatives (15)	1979-1980 To 1980-1981	Ordinary Shares	150	100	15	(a)	...	
		1979-1980 To 1980-1981	Ordinary Shares	416	15	6	(a)	...	
		1979-1980 To 1980-1981	Ordinary Shares	3,376	10	34	(a)	...	
		1981-1982	Ordinary Shares	400	20	8	(a)	...	
		1981-1982	Ordinary Shares	6,700	10	67	Varies from 42 to 99	...	
		1984-1985	(a)	(a)	(a)	10	(a)	...	
					Total	1,40			
10.	Other Co-operatives (109)	1972-1973 To 1980-1981	Ordinary Shares	18,810	10	1,88	(a)	...	
		1972-1973 To 1980-1981	Ordinary Shares	7,000	20	1,40	(a)	...	

(a) Full particulars regarding type of shares, percentage of investment, number of shares and face value of each shares have not been furnished by the Department (September, 2005).

## STATEMENT NO. 14-Contd.

Sl. No.	Name of Concern	Year(s) of investment	Details of investment		Face value of each share	Amount invested	Percentage of Government investment to the total paid up capital	Dividend declared / Interest received and credited to Government during the year	Remarks
			Type	No. of shares					

(In thousands of rupees)

(1)	(2)	(3)	(4)	(5)	(6)	(7)	(8)	(9)	(10)
-----	-----	-----	-----	-----	-----	-----	-----	-----	------

## II CO-OPERATIVE SOCIETIES-Contd.

## 10. Other Co-operatives (109)-Contd.

		1972-1973	Ordinary Shares	560	25	14	(a)	...	
		To							
		1980-1981	Ordinary Shares	960	50	48	(a)	...	
		To							
		1980-1981	Ordinary Shares	739	100	74	(a)	...	
		To							
		1980-1981	Ordinary Shares	(a)	(a)	8	(a)	...	
		To							
		1980-1981	Ordinary Shares	(a)	(a)	2,00	(a)	...	
		To							
		1980-1981	Ordinary Shares	400	5	2	(a)	...	
		To							
		1980-1981	Ordinary Shares	70	100	7	(a)	...	
		1981-1982	Ordinary Shares	1,000	50	50	(a)	...	
		1981-1982	Ordinary Shares	1,400	20	28	(a)	...	
		1981-1982	Ordinary Shares	32,500	10	3,25	Varies from 42 to 99	...	
		1982-1983	(a)	(a)	(a)	1,20	(a)	....	

(a) Full particulars regarding type of shares, percentage of investment, number of shares and face value of each shares have not been furnished by the Department (September, 2005).

## STATEMENT NO. 14- Contd.

Sl. No.	Name of Concern	Year(s) of investment	Details of investment		Face value of each share	Amount invested	Percentage of Government investment to the total paid up capital	Dividend declared / Interest received and credited to Government during the year	Remarks
			Type	No. of shares					

(In thousands of rupees)

(1)	(2)	(3)	(4)	(5)	(6)	(7)	(8)	(9)	(10)
-----	-----	-----	-----	-----	-----	-----	-----	-----	------

## II CO-OPERATIVE SOCIETIES-Contd.

## 10. Other Co-operatives (109)-Contd.

		1982-1983	(a)	(a)	(a)	50	(a)	...	
		1983-1984	(a)	(a)	(a)	4,46	(a)	...	
		1984-1985	(a)	(a)	(a)	1,92	(a)	...	
		1985-1986	(a)	(a)	(a)	65	(a)	...	
		1986-1987	(a)	(a)	(a)	19,02	(a)	...	
		1987-1988	(a)	(a)	(a)	5,50	(a)	...	
		1988-1989	(a)	(a)	(a)	14,00	(a)	...	
		1989-1990	(a)	(a)	(a)	12,00	(a)	...	
		1990-1991	(a)	(a)	(a)	29,46	(a)	...	
		1991-1992	(a)	(a)	(a)	66,83	(a)	...	
		1992-1993	(a)	(a)	(a)	31,98	(a)	...	

(a) Full particulars regarding type of shares, percentage of investment, number of shares and face value of each shares have not been furnished by the Department (September, 2005).

## STATEMENT NO. 14- Contd.

Sl. No.	Name of Concern	Year(s) of investment	Details of investment		Face value of each share	Amount invested	Percentage of Government investment to the total paid up capital	Dividend declared / Interest received and credited to Government during the year	Remarks
			Type	No. of shares					
(In thousands of rupees)									
(1)	(2)	(3)	(4)	(5)	(6)	(7)	(8)	(9)	(10)
<b>II CO-OPERATIVE SOCIETIES-Contd.</b>									
10.	Other Co-operatives (109)-Concl.								
		1993-1994	(a)	(a)	(a)	30,00	(a)	...	
		1994-1995	(a)	(a)	(a)	24,63	(a)	...	
		1995-1996	(a)	(a)	(a)	2,41,44	(a)	...	
		1996-1997	(a)	(a)	(a)	25,64	(a)	...	
		1997-1998	(a)	(a)	(a)	22,11	(a)	...	
		1998-1999	(a)	(a)	(a)	65,75	(a)	...	
		1999-2000	(a)	(a)	(a)	1,23,65	(a)	...	
		2000-2001	(a)	(a)	(a)	57,76	(a)	...	
		2001-2002	(a)	(a)	(a)	1,00	(a)	...	
					Total	7,90,34			
11.	Multipurpose Rural Co-operatives (1)	1987-1988	(a)	(a)	(a)	1,00	(a)	...	

(a) Full particulars regarding type of shares, percentage of investment, number of shares and face value of each shares have not been furnished by the Department (September, 2005).

## STATEMENT NO. 14- Contd.

Sl. No.	Name of Concern	Year(s) of investment	Details of investment		Face value of each share	Amount invested	Percentage of Government investment to the total paid up capital	Dividend declared/ Interest received and credited to Government during the year	Remarks
(1)	(2)	(3)	(4)	(5)	(6)	(7)	(8)	(9)	(10)

(In thousands of rupees)

## II CO-OPERATIVE SOCIETIES-Contd.

## 11. Multipurpose Rural Co-operatives (1)-Contd.

		1988-1989	(a)	(a)	(a)	1,75	(a)	...	
		1989-1990	(a)	(a)	(a)	4,05	(a)	...	
		1990-1991	(a)	(a)	(a)	6,00	(a)	...	
		1991-1992	(a)	(a)	(a)	24,60	(a)	...	
		1992-1993	(a)	(a)	(a)	5,89	(a)	...	
		1993-1994	(a)	(a)	(a)	5,00	(a)	...	
		1994-1995	(a)	(a)	(a)	2,00	(a)	...	
		1995-1996	(a)	(a)	(a)	1,50	(a)	...	
		1996-1997	(a)	(a)	(a)	2,88	(a)	...	
		2000-2001	(a)	(a)	(a)	3,75	(a)	...	

(a) Full particulars regarding type of shares, percentage of investment, number of shares and face value of each shares have not been furnished by the Department (September, 2005).

## STATEMENT NO. 14-Concl'd.

Sl. No.	Name of Concern	Year(s) of investment	Details of investment		Face value of each share	Amount invested	Percentage of Government investment to the total paid up capital	Dividend declared / Interest received and credited to Government during the year	Remarks
			Type	No. of shares					

(In thousands of rupees)

(1)	(2)	(3)	(4)	(5)	(6)	(7)	(8)	(9)	(10)
<b>II CO-OPERATIVE SOCIETIES-Concl'd.</b>									
11.	Multipurpose Rural Co-operatives (1)-Concl'd.	2002-2003	(a)	(a)	(a)	7,50	(a)	...	
					Total	65,92			
					Total - II	10,23,26			
					<b>GRAND TOTAL</b>	11,67,86			

(a) Full particulars regarding type of shares, percentage of investment, number of shares and face value of each shares have not been furnished by the Department (September, 2005).



## STATEMENT NO. 15

## STATEMENT SHOWING THE CAPITAL AND OTHER EXPENDITURE (OTHER THAN ON REVENUE ACCOUNT) TO THE END OF 2004-2005 AND THE PRINCIPAL SOURCES FROM WHICH FUNDS WERE PROVIDED FOR THAT EXPENDITURE

Heads	On 1st April, 2004	During the year 2004-2005	On 31st March, 2005
(In crores of rupees )			
<b>Capital and other Expenditure</b>			
Capital Expenditure			
A. Capital Account of General Services			
Capital Outlay on Police	28.05@	4.27	32.32
Capital Outlay on Stationery and Printing	3.39@	...	3.39
Capital Outlay on Public Works	78.97	6.67	85.64
<b>Total: A. Capital Account of General Services</b>	<b>1,10.41</b>	<b>10.94</b>	<b>1,21.35</b>
B. Capital Account of Social Services			
(a) Capital Account of Education, Sports, Art and Culture	28.19	12.89	41.08
(b) Capital Account of Health and Family Welfare	55.94	6.38	62.32
(c) Capital Account of Water Supply, Sanitation, Housing and Urban Development	5,02.86	53.17	5,56.03
(d) Capital Account of Information and Broadcasting	1.95	0.28	2.23
(g) Capital Account of Social Welfare and Nutrition	10.50	5.25	15.75
<b>Total: B. Capital Account of Social Services</b>	<b>5,99.44</b>	<b>77.97</b>	<b>6,77.41</b>
C. Capital Account of Economic Services			
(a) Capital Account of Agriculture and Allied Activities	1,62.85	16.54	1,79.39
(b) Capital Account of Rural Development	20.16	1.96	22.12
(c) Capital Account of Special Areas Programme	1,65.85	47.71	2,13.56
(d) Capital Account of Irrigation and Flood Control	39.48	12.10	51.58
(e) Capital Account of Energy	5,41.36	52.83	5,94.19
(f) Capital Account of Industry and Minerals	37.55	3.79	41.34
(g) Capital Account of Transport	6,85.84	1,03.55	7,89.39
(i) Capital Account of General Economic Services	7.27	2.14	9.41
<b>Total: C. Capital Account of Economic Services</b>	<b>16,60.36</b>	<b>2,40.62</b>	<b>19,00.98</b>
<b>Total - Capital Expenditure</b>	<b>23,70.21</b>	<b>3,29.53</b>	<b>26,99.74</b>
F. Loans and Advances			
Loans for Education, Sports, Art and Culture	...	0.46	0.46
Loans for Housing	2,23.53	16.81	2,40.34
Loans for Urban Development	1.22	(-) 0.01*	1.21
Loans for Social Security and Welfare	1.13	...	1.13
Loans for Crop Husbandry	(a)	...	(a)
Loans for Animal Husbandry	0.21	...	0.21

\* Minus figure is due to recoveries being more than expenditure during the year.

(a) Rs. (-) 35,411/- only.

@ The difference of Rs. 0.01 crore between last year's Closing Balance and this year's Opening Balance is due to rounding.

## STATEMENT NO. 15-Contd.

Heads	On 1st April, 2004	During the year 2004-2005	On 31st March, 2005
<b>Capital and other Expenditure-Concl'd.</b>			
F. Loans and Advances-Concl'd.			
	(In crores of rupees )		
Loans for Co-operation	7.05	(-) 0.28*	6.77
Loans for Agricultural Programmes	9.23	...	9.23
Loans for Power Projects	1.60	...	1.60
Loans for Village and Small Industries	3.48	(-) 0.01*	3.47
Loans for other Industries	2.25	...	2.25
Loans for Road Transport	0.02	...	0.02
Loans to Government Servants, etc	17.50	(-) 4.86*	12.64
Miscellaneous Loans	3.69	...	3.69
<b>Total: F. Loans And Advances</b>	<b>2,70.91</b>	<b>12.11</b>	<b>2,83.02</b>
H. Transfer To Contingency Fund			
Appropriation to the Contingency Fund	0.10	...	0.10
<b>Total: H. Transfer To Contingency Fund</b>	<b>0.10</b>	<b>...</b>	<b>0.10</b>
<b>Total - Capital and Other Expenditure</b>	<b>26,41.22</b>	<b>3,41.64</b>	<b>29,82.86</b>
<b>Total - Net Capital and Other Expenditure</b>	<b>26,41.22</b>	<b>3,41.64</b>	<b>29,82.86 (X)</b>
<b>Principal Source of Funds -</b>			
E. Public Debt			
(i) Internal Debt of the State Government	8,81.53	77.64	9,59.17
(ii) Loans and Advances from the Central	5,60.36	40.43	6,00.79
(iii) I. Small Savings, Provident Funds, Etc.	6,01.62	1,26.77	7,28.39
<b>Total- Debt</b>	<b>20,43.51</b>	<b>2,44.84</b>	<b>22,88.35</b>
Other Receipts :			
(i) Contingency Fund	0.10	...	0.10
(ii) Sinking Fund and Reserve Fund	15.74	14.14	29.88
(iii) Net balance under Deposits and Advances, Suspense and Miscellaneous other than those shown separately	6,75.03 @	19.73	6,94.76
(iv) Remittance :	(-) 1,63.64	19.20	(-) 1,44.44
<b>Total Other Receipts :</b>	<b>5,27.23 @</b>	<b>53.07</b>	<b>5,80.30</b>
<b>Total - Debt &amp; Other Receipt</b>	<b>25,70.74 @</b>	<b>2,97.91</b>	<b>28,68.65</b>
(i) Deduct-Cash Balances	(-) 57.73	(-) 45.45	(-) 1,03.18

\* Minus figure is due to recoveries being more than expenditure during the year.

@ The difference of Rs. 0.01 crore between last year's Closing Balance and this year's Opening Balance is due to rounding.

## STATEMENT NO. 15-Concl'd.


Heads	On 1st April, 2004	During the year 2004-2005	On 31st March, 2005
<b>Capital and other Expenditure-Concl'd.</b>	(In crores of rupees )		
(ii) Deduct-Investments	22.25	1,08.07	1,30.32
(iii) Add-Revenue Surplus		1,06.35	
Net Provision of Funds	<u>26,06.22 @</u>	<u>3,41.64</u>	<u>28,41.51 (Y)</u>

Note :- The net provision of Funds (Y) shown in the Statement differs from the Net Capital and other expenditure (X) upto the end of the year by Rs. 1,41.35 crores. This is explained below:-

	(In crores of rupees)
1) Accumulated Revenue surplus	1,42.10
2) Vide items of differences explained at page 114-115 of Finance Accounts for the year 1993-94	<u>(-) 0.75</u>
Total	<u>1,41.35</u>

\* Minus figure is due to recoveries being more than expenditure during the year.

@ The difference of Rs. 0.01 crore between last year's Closing Balance and this year's Opening Balance is due to rounding.



**SECTION - B**

**DEBT, CONTINGENCY FUND AND PUBLIC ACCOUNT**

## STATEMENT NO. 16

## DETAILED STATEMENT OF RECEIPTS, DISBURSEMENTS AND BALANCES UNDER HEADS OF ACCOUNT RELATING TO DEBT, CONTINGENCY FUND AND PUBLIC ACCOUNTS

Head of Account (1)	Opening Balance (2)	Receipt (3)	Disbursement (4)	Closing Balance (5)
		(In thousands of rupees)		
<b>PART I - CONSOLIDATED FUND</b>				
Receipts Heads (Revenue Account)(A) (Statement No.11)		15,01,86,83		
Expenditure Heads (Revenue Account)(A) (Statement No.12)			13,95,51,38	
Expenditure Heads (Capital Account)(A) (Statement No.13)			3,29,53,51	
<b>E. Public Debt (B)</b>				
6003 Internal Debt of the State Government	Cr	8,81,52,56	4,03,91,79	3,26,28,15 Cr
6004 Loans and Advances from the Central Government	Cr	5,60,36,18	67,77,90	27,34,96 Cr
Total :- E. Public Debt	Cr	14,41,88,74	4,71,69,69	3,53,63,11 Cr
<b>F. Loans And Advances (C)</b>				
6202 Loans for Education, Sports, Art and Culture	Cr	...	...	45,90 Dr
6216 Loans for Housing	Dr	2,23,53,96	16,69,19	33,50,00 Dr
6217 Loans for Urban Development	Dr	1,21,61	94	...
6235 Loans for Social Security and Welfare	Dr	1,12,87	...	...
6401 Loans for Crop Husbandry	Cr	35	...	...
6403 Loans for Animal Husbandry	Dr	20,11	...	...
6425 Loans for Co-operation	Dr	7,05,17	28,25	...
6435 Loans for <sup>Other</sup> Agricultural Programmes	Dr	9,22,81	...	...
6801 Loans for Power Projects	Dr	1,60,60	...	...
6851 Loans for Village and Small Industries	Dr	3,48,06	60	...
6875 Loans for other Industries	Dr	2,25,00	...	...
7055 Loans for Road Transport	Dr	2,01	...	...
7610 Loans to Government Servants, etc	Dr	17,49,54	5,31,08	45,00 Dr
7615 Miscellaneous Loans	Dr	3,69,32	...	...
Total :- F. Loans And Advances	Dr	2,70,90,71	22,30,06	34,40,90 Dr
<b>Total :- Part - I Consolidated Fund</b>			<u>19,95,86,58</u>	<u>21,13,08,90</u>
<b>Part - II CONTINGENCY FUND</b>				
8000 Contingency Fund				
201 Appropriation from the Consolidated Fund	Cr	10,00	...	...
Total: 8000 Contingency Fund	Cr	10,00	...	...
<b>Total - Part II- Contingency Fund</b>	Cr	10,00	...	...

(A) These heads are closed to Government Account

(B) For detailed accounts please see Statement No.17

(C) For detailed accounts please see Statement No.18

\* Reasons for Adverse Balance is under investigation

## STATEMENT NO. 16-Contd.

Head of Account (1)	Opening Balance (2)	Receipt (3)	Disbursement (4)	Closing Balance (5)
------------------------	------------------------	----------------	---------------------	------------------------

(In thousands of rupees)

## PART - III PUBLIC ACCOUNT

## I. SMALL SAVINGS, PROVIDENT FUND, ETC.

## (a) National Small Savings Fund

**8007 Investments of National Small Savings Fund**

102	Investment in Special Central Government Securities issued against net collections of Small Savings from 1.4.1999	Cr	74,85,77	32,86,00	36,80	Cr	1,07,34,97
Total: 8007	Investment of National Small Savings Fund	Cr	74,85,77	32,86,00	36,80	Cr	1,07,34,97
Total:	(a) National Small Savings Fund	Cr	74,85,77	32,86,00	36,80	Cr	1,07,34,97

## (b) State Provident Funds

**8009 State Provident Funds**

01	Civil						
101	General Provident Funds	Cr	4,81,30,81	1,51,31,74	59,58,68	Cr	5,73,03,87
Total: 8009	State Provident Funds	Cr	4,81,30,81	1,51,31,74	59,58,68	Cr	5,73,03,87
Total:	(b) State Provident Funds	Cr	4,81,30,81	1,51,31,74	59,58,68	Cr	5,73,03,87

## (c) Other Accounts

**8011 Insurance and Pension Funds**

105	State Government Insurance Fund	Cr	45,46,13	5,47,73	2,93,13	Cr	48,00,73
Total: 8011	Insurance and Pension Funds	Cr	45,46,13	5,47,73	2,93,13	Cr	48,00,73
Total:	(c) Other Accounts	Cr	45,46,13	5,47,73	2,93,13	Cr	48,00,73
<b>Total I. SMALL SAVINGS, PROVIDENT FUND, ETC.</b>		Cr.	6,01,62,71	1,89,65,47	62,88,61	Cr.	7,28,39,57

## J. RESERVE FUNDS

## (b) Reserve Funds not bearing Interest

**8222 Sinking Funds**

01	Appropriation for reduction or avoidance of Debt						
101	Sinking Funds	Cr	11,24,62	5,00,00	...	Cr	16,24,62
Total: 01	Appropriation for reduction or avoidance of Debt	Cr	11,24,62	5,00,00	...	Cr	16,24,62

## STATEMENT NO. 16-Contd.

Head of Account (1)	Opening Balance (2)	Receipt (3)	Disbursement (4)	Closing Balance (5)
<b>PART - III PUBLIC ACCOUNT-Contd.</b>				
<b>J. RESERVE FUNDS-Concl'd.</b>				
(b) Reserve Funds not bearing Interest-Concl'd.				
<b>8222 Sinking Funds-Concl'd.</b>				
02 Sinking Fund Investment Account				
101 Sinking Fund-Investment Account	Dr 11,24,62	...	5,00,00	Dr 16,24,62
Total: 02 Sinking Fund Investment Account	Dr 11,24,62	...	5,00,00	Dr 16,24,62
Total: 8222 Sinking Funds				
Gross	Cr 11,24,62	5,00,00	...	Cr 16,24,62
Investment	Dr 11,24,62	...	5,00,00	Dr 16,24,62
<b>8235 General and Other Reserve Funds</b>				
101 General Reserve Funds of Government Commercial Departments/Undertakings	Cr 2,82,96	...	...	Cr 2,82,96
200 Other Funds	Cr 1,66,07	11,91,60	2,77,06	Cr 10,80,61
Total: 8235 General and Other Reserve Funds	Cr 4,49,03	11,91,60	2,77,06	Cr 13,63,57
Total: (b) Reserve Funds not bearing Interest				
Gross	Cr 15,73,65	16,91,60	2,77,06	Cr 29,88,19
Investment	Dr 11,24,62	...	5,00,00	Dr 16,24,62
<b>Total J. RESERVE FUNDS</b>				
Gross :	Cr 15,73,65	16,91,60	2,77,06	Cr 29,88,19
Investment :	Dr 11,24,62	...	5,00,00	Dr 16,24,62
<b>K. DEPOSITS AND ADVANCES</b>				
(a) Deposits bearing Interest				
<b>8336 Civil Deposits</b>				
800 Other Deposits	Cr 4,89	...	...	Cr 4,89
Total: 8336 Civil Deposits	Cr 4,89	...	...	Cr 4,89
<b>8342 Other Deposits</b>				
120 Miscellaneous Deposits	Cr 3,35,12	...	85,00	Cr 2,50,12
Total: 8342 Other Deposits	Cr 3,35,12	...	85,00	Cr 2,50,12
Total: (a) Deposits bearing Interest	Cr 3,40,01	...	85,00	Cr 2,55,01
(b) Deposits not bearing Interest				
<b>8443 Civil Deposits</b>				
101 Revenue Deposits	Cr 1,67,44,52	7,61,39	12,64,38	Cr 1,62,41,53
102 Customs and opium Deposits	Cr 12	...	...	Cr 12
103 Security Deposit	Cr 4,04,27	1,62	27,60	Cr 3,78,29
104 Civil Courts Deposit	Cr 81	...	...	Cr 81
106 Personal Deposits	Cr 3	...	...	Cr 3



## STATEMENT NO. 16-Contd.

Head of Account (1)		Opening Balance (2)	Receipt (3)	Disbursement (4)	Closing Balance (5)
			(In thousands of rupees)		
<b>PART - III PUBLIC ACCOUNT-Contd.</b>					
<b>K. DEPOSITS AND ADVANCES-Concl'd.</b>					
(b) Deposits not bearing Interest-Concl'd.					
<b>8443</b>	<b>Civil Deposits</b>				
108	Public Works Deposits	Cr 67,70,21	1,01,32,46	63,79,89	Cr 1,05,22,78
109	Forest Deposits	Cr 56,32	...	32,69	Cr 23,63
110	Deposits of Police Funds	Cr 24,18	4,60,14	2,18,34	Cr 2,65,98
111	Other Departmental Deposit	Dr 30,91,15	1,16,41,44	83,74,11	Cr 1,76,18
112	Deposits for purchase etc. in India	Cr 1,90	...	...	Cr 1,90
113	Deposits for purchase etc, abroad	Cr 14	...	...	Cr 14
117	Deposits for work done for Public bodies or private individuals	Cr 3,30,02	15,32	...	Cr 3,45,34
120	Deposits of Autonomous District and Regional Funds (Assam, Meghalaya and Mizoram)	Cr 1,48,65	62,25,37	61,44,62	Cr 2,29,40
121	Deposits in Connection with Elections	Cr 29	...	2	Cr 27
800	Other Deposit	Cr 1,23,56,43	1,72,86	96,08	Cr 1,24,33,21
Total: 8443	Civil Deposits	Cr 3,37,46,74	2,94,10,60	2,25,37,73	Cr 4,06,19,61
<b>8449</b>	<b>Other Deposits</b>				
105	Deposits of Market Loans	Cr 83	...	...	Cr 83
Total: 8449	Other Deposits	Cr 83	...	...	Cr 83
Total:	(b) Deposits not bearing Interest	Cr 3,37,47,57	2,94,10,60	2,25,37,73	Cr 4,06,20,44
(c) Advances					
<b>8550</b>	<b>Civil Advances</b>				
101	Forest Advances	Dr 70,14	9,71,87	9,71,66	Dr 69,93
104	Other Advances	Dr 1,32,72	...	...	Dr 1,32,72
Total: 8550	Civil Advances	Dr 2,02,86	9,71,87	9,71,66	Dr 2,02,65
Total:	(c) Advances	Dr 2,02,86	9,71,87	9,71,66	Dr 2,02,65
<b>Total K. DEPOSITS AND ADVANCES</b>		Cr. 3,38,84,72	3,03,82,47	2,35,94,39	Cr. 4,06,72,80

## L. SUSPENSE AND MISCELLANEOUS

(b) Suspense

**8658** Suspense Accounts

101	Pay and Accounts Office - Suspense	Dr 5,82,81	(-) 8,26 *	70,13	Dr 6,61,20
-----	------------------------------------	------------	------------	-------	------------

\* Minus figure is due to adjustment of earlier years outstanding balances.

## STATEMENT NO. 16-Contd.

Head of Account (1)		Opening Balance (2)	Receipt (3)	Disbursement (4)	Closing Balance (5)
			(In thousands of rupees)		
<b>PART - III PUBLIC ACCOUNT-Contd.</b>					
<b>L. SUSPENSE AND MISCELLANEOUS-Concl.</b>					
(b) Suspense-Concl.					
<b>8658</b>	<b>Suspense Accounts-Concl.</b>				
102	Suspense Account (Civil)	Cr 34,16,78	3,84,10	1,76,08	Cr 36,24,80
107	Cash settlement Suspense Account	Dr 5,33,23	1,80,00	1,80,00	Dr 5,33,23
109	Reserve Bank Suspense - Headquarters	Dr 6,50,17	1,52,46	(-) 5,60 *	Dr 4,92,11
110	Reserve Bank Suspense - Central Accounts Office	Cr 3,20,63,87	(-) 93,71 *	50,01,12	Cr 2,69,69,04
112	Tax Deducted at source(TDS) Suspense	Cr 9,92	(-) 4,66 *	...	Cr 5,26
113	Provident Fund Suspense	Dr 2,20	...	...	Dr 2,20
123	A.I.S Officers' Group Insurance Scheme	Cr 6	1	...	Cr 7
Total: 8658	Suspense Accounts	Cr 3,37,22,22	6,09,94	54,21,73	Cr 2,89,10,43
Total:	(b) Suspense	Cr 3,37,22,22	6,09,94	54,21,73	Cr 2,89,10,43
(c) Other Accounts					
<b>8670</b>	<b>Cheques and Bills</b>				
103	Departmental Cheques	Cr 15,23	1,69,90	1,69,90	Cr 15,23
Total: 8670	Cheques and Bills	Cr 15,23	1,69,90	1,69,90	Cr 15,23
<b>8671</b>	<b>Departmental Balances</b>				
101	Civil	Dr 1,22,74	11,50,11	11,53,60	Dr 1,26,23
Total: 8671	Departmental Balances	Dr 1,22,74	11,50,11	11,53,60	Dr 1,26,23
<b>8673</b>	<b>Cash Balance Investment Account</b>				
101	Cash Balance Investment Account	Dr 11,01,00	8,04,51,00	9,07,58,00	Dr 1,14,08,00
Total: 8673	Cash Balance Investment Account	Dr 11,01,00	8,04,51,00	9,07,58,00	Dr 1,14,08,00
Total:	(c) Other Accounts	Dr 12,08,51	8,17,71,01	9,20,81,50	Dr 1,15,19,00
(d) Accounts with Governments of Foreign Countries					
<b>8679</b>	<b>Accounts with Governments of other Countries</b>				
103	Burma	Cr 3,49	...	(-) 24 *	Cr 3,73
Total: 8679	Accounts with Government of other Countries	Cr 3,49	...	(-) 24 *	Cr 3,73
Total:	(d) Accounts with Governments of Foreign Countries	Cr 3,49	...	(-) 24 *	Cr 3,73
<b>Total L. SUSPENSE AND MISCELLANEOUS</b>		Cr 3,25,17,20	8,23,80,95	9,75,02,99	Cr 1,73,95,16

\* Minus figures are due to adjustment of earlier years outstanding balances.

## STATEMENT NO. 16-Contd.

Head of Account (1)		Opening Balance (2)	Receipt (3)	Disbursement (4)	Closing Balance (5)
(In thousands of rupees)					
<b>PART - III PUBLIC ACCOUNT-Contd.</b>					
<b>M. REMITTANCES</b>					
(a) Money Orders, and other Remittances					
8782	Cash Remittances and adjustments between officers rendering accounts to the same Accounts Officer				
102	Public Works Remittances	Dr 2,39,64,29	5,50,79,19	5,82,67,53	Dr 2,71,52,63
103	Forest Remittances	Cr 75,98,46	1,01,69,54	50,36,77	Cr 1,27,31,23
Total: 8782	Cash Remittances and adjustments between officers rendering accounts to the same Accounts Officer	Dr 1,63,65,83	6,52,48,73	6,33,04,30	Dr 1,44,21,40
Total:	(a) Money Orders, and other Remittances	Dr 1,63,65,83	6,52,48,73	6,33,04,30	Dr 1,44,21,41
(b) Inter- Government Adjustment Account					
8786	Adjusting Account between Central and State Governments				
		Cr 24,53	...	...	Cr 24,53
Total: 8786	Adjusting Account between Central and State Governments	Cr 24,53	...	...	Cr 24,53
<b>8793 Inter-State Suspense Account</b>					
201	Assam	Dr 12,42	...	10,04	Dr 22,46
202	Bihar	Dr 33	...	28	Dr 61
203	Karnataka			13,85	Dr 13,85
204	Maharashtra	Dr 53	...	19	Dr 72
205	West Bengal	Dr 35	...	30	Dr 65
206	Orissa	Dr 14	...	17	Dr 31
207	Punjab	Cr 6	...	...	Cr 6
208	Gujarat	Dr 13	...	5	Dr 18
209	Nagaland	Dr 3,56	...	(-) 1,29 *	Dr 2,27
210	Himachal Pradesh	Dr 13	...	14	Dr 27
211	Tripura	Dr 28	...	18	Dr 46
212	Meghalaya	Dr 3,14	...	(-) 30 *	Dr 2,84
213	Arunachal Pradesh	Dr 1,16	...	61	Dr 1,77
214	Manipur	Dr 57	...	7	Dr 64
Total: 8793	Inter-State Suspense Account	Dr 22,68	...	24,29	Dr 46,97
Total:	(b) Inter- Government Adjustment Account	Cr 1,85	...	24,29	Dr 22,44
<b>Total M. REMITTANCES</b>		Dr 1,63,63,98	6,52,48,73	6,33,28,59	Dr 1,44,43,84

\* Minus figures are due to adjustment of earlier years outstanding balances.

## STATEMENT NO. 16-Concl'd.

Head of Account (1)	Opening Balance (2)	Receipt (3) (In thousands of rupees)	Disbursement (4)	Closing Balance (5)
<b>PART - III PUBLIC ACCOUNT-Concl'd.</b>				
<b>Total - Part III Public Account</b>	Cr 11,06,49,68	19,86,69,22	19,14,91,64	Cr 11,78,27,26
<b>Total - Part I, II and III</b>		39,82,55,80	40,28,00,54	

N. Cash Balance	Opening Balance	Closing Balance
8999 Cash Balance		
101-Cash in Treasuries	....	....
102-Deposits with Reserve Bank	(-) 57,73,13	(-) 1,03,17,87 (a)
<b>Total-8999</b>	(-) 57,73,13	(-) 1,03,17,87 (a)
Total N.Cash Balance	(-) 57,73,13	(-) 1,03,17,87 (a)
<b>GRAND TOTAL</b>	39,24,82,67	39,24,82,67 (a)

## STATEMENT NO. 17

## DETAILED STATEMENT OF DEBT AND OTHER INTEREST BEARING OBLIGATIONS OF GOVERNMENT

Description of Debt	Balance on 1st April, 2004	Additions during the year	Discharges during the year	Balance on 31st March, 2005
(1)	(2)	(3)	(4)	(5)
<b>E. Public Debt</b>				
(In thousands of rupees)				
<b>6003 Internal Debt of the State Government (a)</b>				
<b>(a) Market loans bearing Interest</b>				
101 Market Loans	4,22,08,32	89,09,00	10,00,00	5,01,17,32
103 Loans from Life Insurance Corporation of India	2,36,85,21	...	12,00,07	2,24,85,14
104 Loans from General Insurance Corporation of India	7,07	...	...	7,07
105 Loans from the National Bank for Agricultural and Rural Development	40,90,97	2,11,11	26,20	42,75,88
106 Compensation and other Bonds	45,56,60	...	...	45,56,60
108 Loans from National Co-operative Development Corporation	4,73,04	...	...	4,73,04
109 Loans from other Institutions	51,65,58	17,57,68	8,87,88	60,35,38
110 Ways and Means Advances from the Reserve Bank of India	27,21,47	2,95,14,00	2,95,14,00	27,21,47
800 Other Loans	52,44,30	...	...	52,44,30
<b>Total 6003 Internal Debt of the State Government</b>	<b>8,81,52,56</b>	<b>4,03,91,79</b>	<b>3,26,28,15</b>	<b>9,59,16,20</b>
<b>6004 Loans and Advances from the Central Government</b>				
<b>01 Non-Plan Loans</b>				
101 Loans to cover gap in resources	34,05,75	...	...	34,05,75
102 Share of Small Savings Collections	11,61,64 *	...	7,87,71	3,73,93
201 House Building Advances	1,19,15	...	1,30	1,17,85
800 Other Loans	9,17,12	...	1,66,55	7,50,57
<b>Total - 01 Non-Plan Loans</b>	<b>56,03,66 *</b>	<b>...</b>	<b>9,55,56</b>	<b>46,48,10</b>

(a) The details of the individual loans are given in Annexure to this Statement.

\* The difference of Rs.7,94,00 thousands between last year's Closing Balance and this year's Opening Balance is due to rectification of earlier year's misclassification.

## STATEMENT NO. 17-Contd.

Description of Debt	Balance on 1st April, 2004	Additions during the year	Discharges during the year	Balance on 31st March, 2005	
(1)	(2)	(3)	(4)	(5)	
<b>E. Public Debt-Contd.</b>		<b>(In thousands of rupees)</b>			
<b>6004</b>	<b>Loans and Advances from the Central Government-Contd.</b>				
<b>02</b>	<b>Loans for State/Union Territory Plan Schemes</b>				
101	Block Loans	3,05,34,49 *	59,71,25	15,02,49	3,50,03,25
104	1984-89 State Plan Loans Consolidated in terms of Recommendation of 9th Finance Commission	2,06,37 *	...	1,05,12	1,01,25
800	Other Loans	68,49	...	...	68,49
<b>Total - 02</b>	<b>Loans for State/Union Territory Plan Schemes -</b>	<b>3,08,09,35 *</b>	<b>59,71,25</b>	<b>16,07,61</b>	<b>3,51,72,99</b>
<b>03</b>	<b>Loans for Central Plan Schemes</b>				
321	Village and Small Industries	1,50	...	...	1,50
800	Other Loans	*	...	...	...
<b>Total - 03</b>	<b>Loans for Central Plan Schemes</b>	<b>1,50*</b>	<b>...</b>	<b>...</b>	<b>1,50</b>
<b>04</b>	<b>Loans for Centrally Sponsored Plan Schemes</b>				
800	Other loans	14,19,28	1,41,68	94,53	14,66,43
<b>Total - 04</b>	<b>Loans for Centrally Sponsored Plan Schemes</b>	<b>14,19,28</b>	<b>1,41,68</b>	<b>94,53</b>	<b>14,66,43</b>
<b>05</b>	<b>Loans for Special Schemes</b>				
101	Scheme for North Eastern Council	14,05,14	6,64,97	77,26	19,92,85
<b>Total - 05</b>	<b>Loans for Special Schemes</b>	<b>14,05,14</b>	<b>6,64,97</b>	<b>77,26</b>	<b>19,92,85</b>
<b>06</b>	<b>Ways and Means Advances</b>				
102	Ways and Means Advances towards Expenditure on Upgradation of Standards of Administration	88,00	...	...	88,00

\* The difference of Rs.7,93,41 thousands, Rs.1,01,25 thousands and Rs. 6,92,16 thousands under-Loans for State Plan Schemes and Rs.1,01,84 thousands under Loans for Central Plan Schemes between last year's Closing Balance and this year's Opening Balance is due to rectification of earlier year's misclassification.

## STATEMENT NO. 17-Contd.

Description of Debt	Balance on 1st April, 2004	Additions during the year	Discharges during the year	Balance on 31st March, 2005	
(1)	(2)	(3)	(4)		
(In thousands of rupees)					
<b>E. Public Debt-Concltd.</b>					
<b>6004</b>	<b>Loans and Advances from the Central Government-Concltd.</b>				
06	<b>Ways and Means Advances-Concltd.</b>				
800	Other Ways and Means Advance	1,67,09,25	...	...	1,67,09,25
<b>Total - 06</b>	<b>Ways and Means Advances</b>	<b>1,67,97,25</b>	<b>...</b>	<b>...</b>	<b>1,67,97,25</b>
<b>Total 6004</b>	<b>Loans and Advances from the Central Government</b>	<b>5,60,36,18</b>	<b>67,77,90</b>	<b>27,34,96</b>	<b>6,00,79,12</b>
<b>Total -</b>	<b>E. Public Debt</b>	<b>14,41,88,74</b>	<b>4,71,69,69</b>	<b>3,53,63,11</b>	<b>15,59,95,32</b>
<b>I. Small Savings, Provident Funds, Etc.</b>					
<b>(A) National Small Savings Fund</b>					
<b>8007</b>	<b>Investment of National Small Savings Fund</b>				
102	Investment in Special Central Government Securities issued against net collections of Small Savings from 1.4.1999	74,85,77	32,86,00	36,80	1,07,34,97
<b>Total 8007</b>	<b>Investment of National Small Savings Fund</b>	<b>74,85,77</b>	<b>32,86,00</b>	<b>36,80</b>	<b>1,07,34,97</b>
<b>Total -</b>	<b>(A) National Small Savings Fund</b>	<b>74,85,77</b>	<b>32,86,00</b>	<b>36,80</b>	<b>1,07,34,97</b>
<b>(B) State Provident Funds</b>					
<b>8009</b>	<b>State Provident Funds</b>				
01	<b>Civil</b>				
101	General Provident Funds	4,81,30,81	1,51,31,74	59,58,68	5,73,03,87
<b>Total - 01</b>	<b>Civil</b>	<b>4,81,30,81</b>	<b>1,51,31,74</b>	<b>59,58,68</b>	<b>5,73,03,87</b>
<b>Total 8009</b>	<b>State Provident Funds</b>	<b>4,81,30,81</b>	<b>1,51,31,74</b>	<b>59,58,68</b>	<b>5,73,03,87</b>
<b>Total -</b>	<b>(B) State Provident Funds</b>	<b>4,81,30,81</b>	<b>1,51,31,74</b>	<b>59,58,68</b>	<b>5,73,03,87</b>

## STATEMENT NO. 17-Concl'd.

Description of Debt	Balance on 1st April, 2004	Additions during the year	Discharges during the year	Balance on 31st March, 2005
(1)	(2)	(3)	(4)	(5)
<b>I. Small Savings, Provident Funds, Etc.-Concl'd.</b>				
<b>(In thousands of rupees)</b>				
<b>(C) Other Accounts</b>				
<b>8011 Insurance and Pension Funds</b>				
105 State Government Insurance Fund	45,46,13	5,47,73	2,93,13	48,00,73
<b>Total 8011 Insurance and Pension Funds</b>	<b>45,46,13</b>	<b>5,47,73</b>	<b>2,93,13</b>	<b>48,00,73</b>
Total - (C) Other Accounts	45,46,13	5,47,73	2,93,13	48,00,73
Total - I. Small Savings, Provident Funds Etc.	6,01,62,71	1,89,65,47	62,88,61	7,28,39,57
<b>Grand Total</b>	<b>20,43,51,45</b>	<b>6,61,35,16</b>	<b>4,16,51,72</b>	<b>22,88,34,89</b>



## ANNEXTURE TO STATEMENT NO. 17

## DETAILED STATEMENT OF DEBT AND OTHER INTEREST BEARING OBLIGATIONS OF GOVERNMENT

Description of Debt	Balance on 1st April, 2004	Additions during the year	Discharges during the year	Balance on 31st March, 2005
(1)	(2)	(3)	(4)	(5)
(In thousands of rupees)				
<b>E. Public Debt</b>				
<b>6003</b>	<b>Internal Debt of the State Government</b>			
	<b>(a) Market loans bearing Interest</b>			
<b>101</b>	<b>Market Loans</b>			
Market Loan bearing interest 14.00% Mizoram State Development Loan 2005	15,00,00	...	...	15,00,00
Market Loan bearing interest 13.85% Mizoram State Development Loan 2006	15,00,00	...	...	15,00,00
Market Loan bearing interest 13.75% Mizoram State Development Loan 2007	1,50,00	...	...	1,50,00
Market Loan bearing interest 13.05% Mizoram State Development Loan 2007	18,15,00	...	...	18,15,00
Market Loan bearing interest 12.15% Mizoram State Development Loan 2008	15,00,00	...	...	15,00,00
Market Loan bearing interest 12.50% Mizoram State Development Loan 2008	14,97,00	...	...	14,97,00
Market Loan bearing interest 12.25% Mizoram State Development Loan 2009	20,00,00	...	...	20,00,00
Market Loan bearing interest 11.85% Mizoram State Development Loan 2009	14,97,00	...	...	14,97,00
Market loan bearing interest 10.52% Mizoram State Development Loan 2010	20,00,00	...	...	20,00,00
Market loan bearing interest 12.00% Mizoram State Development Loan 2010	14,97,00	...	...	14,97,00
Market Loan bearing interest 12.50% Mizoram State Development Loan 2004	10,00,00	...	10,00,00	...
Market Loan bearing interest 10.35% Mizoram State Development Loan 2011	10,32,00	...	...	10,32,00
Market Loan bearing interest 8.30% Mizoram State Development Loan 2004	14,12,00	...	...	14,12,00

## ANNEXTURE TO STATEMENT NO. 17-Contd.

Description of Debt	Balance on 1st April, 2004	Additions during the year	Discharges during the year	Balance on 31st March, 2005
(1)	(2)	(3)	(4)	(5)
<b>(In thousands of rupees)</b>				
<b>E. Public Debt-Contd.</b>				
<b>6003</b>	<b>Internal Debt of the State Government-Contd.</b>			
	<b>(a) Market loans bearing Interest-Contd.</b>			
Market Loan bearing interest 9.45% Mizoram State Development Loan 2011	13,00,00	...	...	13,00,00
Market Loan bearing interest 8.00% Mizoram State Development Loan 2012	6,44,00	...	...	6,44,00
Market Loan bearing interest 7.80% Mizoram State Development Loan 2012	24,38,00	...	...	24,38,00
Market Loan Bearing Interest 6.75% Mizoram State Development Loan 2013	3,24,88	...	...	3,24,88
Market Loan Bearing Interest 6.80% Mizoram State Development Loan 2012	80,59,12	...	...	80,59,12
Market Loan Bearing Interest 6.95% Mizoram State Development Loan 2013	9,75,00	...	...	9,75,00
Market Loan Bearing Interest 6.40% Mizoram State Development Loan 2013	16,96,00	...	...	16,96,00
Market Loan Bearing Interest 6.35% Mizoram State Development Loan 2013	6,30,00	...	...	6,30,00
Market Loan Bearing Interest 6.20% Mizoram State Development Loan 2013	7,20,07	...	...	7,20,07
Market Loan Bearing Interest 6.20% Mizoram State Development Loan 2015	7,20,17	...	...	7,20,17
Market Loan Bearing Interest 5.90% Mizoram State Development Loan 2017	33,05,00	...	...	33,05,00
Market Loan bearing interest 5.60% Mizoram State Development Loan 2014	...	15,50,00	...	15,50,00

## ANNEXTURE TO STATEMENT NO. 17-Contd.

Description of Debt	Balance on 1st April, 2004	Additions during the year	Discharges during the year	Balance on 31st March, 2005	
(1)	(2)	(3)	(4)	(5)	
(In thousands of rupees)					
<b>E. Public Debt-Contd.</b>					
<b>6003</b>	<b>Internal Debt of the State Government-Contd.</b>				
	<b>(a) Market loans bearing Interest-Contd.</b>				
	Market Loan bearing interest 5.85% Mizoram State Development Loan 2015	29,96,08	...	...	29,96,08
	Market Loan bearing interest 7.32% Mizoram State Development Loan 2014	...	9,96,00	...	9,96,00
	Market Loan bearing interest 7.36% Mizoram State Development Loan 2014	...	16,81,00	...	16,81,00
	Market Loan bearing interest 7.20% Mizoram State Development Loan 2017	...	46,82,00	...	46,82,00
103	Loans from Life Insurance Corporation of India	2,36,85,21	...	12,00,07	2,24,85,14
104	Loans from General Insurance Corporation of India	7,07	...	...	7,07
105	Loans from the National Bank for Agricultural and Rural Development	40,90,97	2,11,11	26,20	42,75,88
106	Compensation and other Bonds				
	8.50% Govt. of Mizoram Power Bonds Oct. 2006	2,27,83	...	...	2,27,83
	8.50% Govt. of Mizoram Power Bonds April 2007	2,27,83	...	...	2,27,83
	8.50% Govt. of Mizoram Power Bonds Oct. 2007	2,27,83	...	...	2,27,83
	8.50% Govt. of Mizoram Power Bonds April 2008	2,27,83	...	...	2,27,83
	8.50% Govt. of Mizoram Power Bonds Oct. 2008	2,27,83	...	...	2,27,83

## ANNEXTURE TO STATEMENT NO. 17-Contd.

Description of Debt	Balance on 1st April, 2004	Additions during the year	Discharges during the year	Balance on 31st March, 2005
(1)	(2)	(3)	(4)	(5)
(In thousands of rupees)				
<b>E. Public Debt-Contd.</b>				
<b>6003 Internal Debt of the State Government-Contd.</b>				
<b>(a) Market loans bearing Interest-Contd.</b>				
8.50% Govt. of Mizoram Power Bonds April 2009	2,27,83	...	...	2,27,83
8.50% Govt. of Mizoram Power Bonds Oct. 2009	2,27,83	...	...	2,27,83
8.50% Govt. of Mizoram Power Bonds April 2010	2,27,83	...	...	2,27,83
8.50% Govt. of Mizoram Power Bonds Oct. 2010	2,27,83	...	...	2,27,83
8.50% Govt. of Mizoram Power Bonds April 2011	2,27,83	...	...	2,27,83
8.50% Govt. of Mizoram Power Bonds Oct. 2011	2,27,83	...	...	2,27,83
8.50% Govt. of Mizoram Power Bonds April 2012	2,27,83	...	...	2,27,83
8.50% Govt. of Mizoram Power Bonds Oct. 2012	2,27,83	...	...	2,27,83
8.50% Govt. of Mizoram Power Bonds April 2013	2,27,83	...	...	2,27,83
8.50% Govt. of Mizoram Power Bonds Oct. 2013	2,27,83	...	...	2,27,83
8.50% Govt. of Mizoram Power Bonds April 2014	2,27,83	...	...	2,27,83
8.50% Govt. of Mizoram Power Bonds Oct. 2014	2,27,83	...	...	2,27,83

## ANNEXTURE TO STATEMENT NO. 17-Contd.

Description of Debt	Balance on 1st April, 2004	Additions during the year	Discharges during the year	Balance on 31st March, 2005	
(1)	(2)	(3)	(4)	(4)	
<b>(In thousands of rupees)</b>					
<b>E. Public Debt-Contd.</b>					
<b>6003</b>	<b>Internal Debt of the State Government-Concl'd.</b>				
	<b>(a) Market loans bearing Interest-Concl'd.</b>				
	8.50% Govt. of Mizoram Power Bonds April 2015	2,27,83	...	...	2,27,83
	8.50% Govt. of Mizoram Power Bonds Oct. 2015	2,27,83	...	...	2,27,83
	8.50% Govt. of Mizoram Power Bonds April 2016	2,27,83	...	...	2,27,83
108	Loans from National Co- operative Development Corporation	4,73,04	...	...	4,73,04
109	Loans from other Institutions	51,65,58	17,57,68	8,87,88	60,35,38
110	Ways and Means Advances from the Reserve Bank of India				
	Ordinary Ways And Means Advances	12,13,00	2,95,14,00	2,95,14,00	12,13,00
	Overdrafts/shortfalls	15,08,47	...	...	15,08,47
800	Other Loans	52,44,30	...	...	52,44,30
<b>Total 6003</b>	<b>Internal Debt of the State Government</b>	<b>8,81,52,56</b>	<b>4,03,91,79</b>	<b>3,26,28,15</b>	<b>9,59,16,20</b>
<b>6004</b>	<b>Loans and Advances from the Central Government</b>				
<b>01</b>	<b>Non-Plan Loans</b>				
101	Loans to cover gap in resources	34,05,75	...	...	34,05,75
102	Share of Small Savings Collections	11,61,64 @	...	7,87,71	3,73,93
201	House Building Advances	1,19,15	...	1,30	1,17,85
800	Other Loans	9,17,12	...	1,66,55	7,50,57
<b>Total - 01</b>	<b>Non-Plan Loans</b>	<b>56,03,66 @</b>	<b>...</b>	<b>9,55,56</b>	<b>46,48,10</b>

## ANNEXTURE TO STATEMENT NO. 17-Contd.

Description of Debt	Balance on 1st April, 2004	Additions during the year	Discharges during the year	Balance on 31st March, 2005	
(1)	(2)	(3)	(4)	(5)	
<b>E. Public Debt-Contd.</b>					
<b>(In thousands of rupees)</b>					
<b>6004</b>	<b>Loans and Advances from the Central Government-Contd.</b>				
<b>02</b>	<b>Loans for State/Union Territory Plan Schemes</b>				
101	Block Loans	3,05,34,49 @	59,71,25	15,02,49	3,50,03,25
104	1984-89 State Plan Loans Consolidated in terms of Recommendation of 9th Finance Commission	2,06,37 @	...	1,05,12	1,01,25
800	Other Loans	68,49	...	...	68,49
<b>Total - 02</b>	<b>Loans for State/Union Territory Plan Schemes</b>	<b>3,08,09,35 @</b>	<b>59,71,25</b>	<b>16,07,61</b>	<b>3,51,72,99</b>
<b>03</b>	<b>Loans for Central plan Schemes</b>				
321	Village and Small Industries	1,50	...	...	1,50
800	Other Loans	@	...	...	...
<b>Total - 03</b>	<b>Loans for Central plan Schemes</b>	<b>1,50 @</b>	<b>...</b>	<b>...</b>	<b>1,50</b>
<b>04</b>	<b>Loans for Centrally Sponsored Plan Schemes</b>				
	Education, Art and Culture-Other Loans	3,02	...	...	3,02
	Central Assistance for State Plan Schemes	20,21	...	...	20,21
	Village and Small Industries	9,92	...	21	9,71

## ANNEXTURE TO STATEMENT NO. 17-Contd.

Description of Debt	Balance on 1st April, 2004	Additions during the year	Discharges during the year	Balance on 31st March, 2005
(1)	(2)	(3)	(4)	(5)
(In thousands of rupees)				
<b>E. Public Debt-Contd.</b>				
<b>6004</b>	<b>Loans and Advances from the Central Government -Contd.</b>			
Loans for Urban Consumer Cooperatives	8,98	...	7,42	1,56
Road and Bridges of Inter State Road Development	5,58,57	...	13,54	5,45,03
Minor Irrigation and Soil Conservations Scheme	85,27	...	...	85,27
Integrated Soil and Water Conservation Scheme	10,14	...	...	10,14
District Industrial Centre	2	...	...	2
Housing and Urban Development	31,31	...	...	31,31
Cooperative loans for Women	28,50	...	...	28,50
Special Schemes for SC/ST	6,17	...	...	6,17
Loans for roads and Inter-State and Economic importance	23,93	...	...	23,93
Public Distribution System	9,97	...	8,35	1,62
Other Loans	5,22,47	...	17,00	5,05,47
Loans for Macro Management of Agriculture	1,00,80	1,41,68	48,01	1,94,47
<b>Total -04 Loans for Centrally Sponsored Plan Schemes</b>	<b>14,19,28</b>	<b>1,41,68</b>	<b>94,53</b>	<b>14,66,43</b>

## ANNEXTURE TO STATEMENT NO. 17-Concl'd.

Description of Debt	Balance on 1st April, 2004	Additions during the year	Discharges during the year	Balance on 31st March, 2005	
(1)	(2)	(3)	(4)	(5)	
(In thousands of rupees)					
<b>E. Public Debt-Concl'd.</b>					
<b>6004</b>	<b>Loans and Advances from the Central Government -Concl'd.</b>				
<b>05</b>	<b>Loans for Special Schemes</b>				
101	Scheme for North Eastern Council	14,05,14	6,64,97	77,26	19,92,85
<b>Total - 05</b>	<b>Loans for Special Schemes</b>	<b>14,05,14</b>	<b>6,64,97</b>	<b>77,26</b>	<b>19,92,85</b>
<b>06</b>	<b>Ways and Means Advances</b>				
102	Ways and Means Advances towards Expenditure on Upgradation of Standards of Administration	88,00	...	...	88,00
800	Other Ways and Means Advance	1,67,09,25	...	...	1,67,09,25
<b>Total - 06</b>	<b>Ways and Means Advances</b>	<b>1,67,97,25</b>	<b>...</b>	<b>...</b>	<b>1,67,97,25</b>
<b>Total 6004</b>	<b>Loans and Advances from the Central Government</b>	<b>5,60,36,18</b>	<b>67,77,90</b>	<b>27,34,96</b>	<b>6,00,79,12</b>
<b>Total -</b>	<b>E. Public Debt</b>	<b>14,41,88,74</b>	<b>4,71,69,69</b>	<b>3,53,63,11</b>	<b>15,59,95,32</b>
<b>Grand Total</b>		<b>14,41,88,74</b>	<b>4,71,69,69</b>	<b>3,53,63,11</b>	<b>15,59,95,32</b>



**STATEMENT NO - 18**  
**DETAILED STATEMENT OF LOANS AND ADVANCES BY GOVERNMENT**

Head of Account	Balance on 1st April, 2004	Amount advanced during the year	Total	Amount repaid during the year	Balance on 31st March, 2005	Interest received and credited to revenue
(In thousands of rupees)						
<b>F. Loans and Advances</b>						
1. Loans for Social Services						
6202 Loans for Education, Sports, Art and Culture						
01 General Education						
203 University and Higher Education	...	45,90	45,90	...	45,90	...
Total - 01	...	45,90	45,90	...	45,90	...
Total- 6202 Loans for Education, Sports, Art and Culture	...	45,90	45,90	...	45,90	...
6216 Loans for Housing						
02 Urban Housing						
190 Loans to Public sector and other undertakings	49,17,24	2,60,00	51,77,24	6,66	51,70,58	91,92
201 Loans to Housing Boards	67,04,18	...	67,04,18	...	67,04,18	...
800 Other Loans	84,50,71	30,90,00	1,15,40,71	...	1,15,40,71	...
Total - 02	2,00,72,13	33,50,00	2,34,22,13	6,66	2,34,15,47	91,92
03 Rural Housing						
190 Loans to Public sector and other undertakings	3,57,16	...	3,57,16	1,60	3,55,56	...
201 Loans to Housing Boards	13,36,37	...	13,36,37	12,58,03	78,34	...
800 Other Loans	17,36	...	17,36	...	17,36	...
Total - 03	17,10,89	...	17,10,89	12,59,63	4,51,26	...
80 General						
800 Other Loans	5,70,94	...	5,70,94	4,02,90	1,68,04	...
Total - 80	5,70,94	...	5,70,94	4,02,90	1,68,04	...
Total- 6216 Loans for Housing	2,23,53,96	33,50,00	2,57,03,96	16,69,19	2,40,34,77	91,92

## STATEMENT NO. 18-Contd.

Head of Account	Balance on 1st April, 2004	Amount advanced during the year	Total	Amount repaid during the year	Balance on 31st March, 2005	Interest received and credited to revenue
(In thousands of rupees)						
<b>F. Loans and Advances-Contd.</b>						
<b>1. Loans for Social Services-Concltd.</b>						
6217 Loans for Urban Development						
60 Other Urban Development Schemes						
800 Other Loans	1,21,61	...	1,21,61	94	1,20,67	43
Total - 60	1,21,61	...	1,21,61	94	1,20,67	43
Total- 6217 Loans for Urban Development	1,21,61	...	1,21,61	94	1,20,67	43
6235 Loans for Social Security and Welfare						
01 Rehabilitation						
202 Other rehabilitation schemes	1,12,87	...	1,12,87	...	1,12,87	...
Total - 01	1,12,87	...	1,12,87	...	1,12,87	...
Total- 6235 Loans for Social Security and Welfare	1,12,87	...	1,12,87	...	1,12,87	...
<b>Total - 1. Loans for Social     Services</b>	<b>2,25,88,44</b>	<b>33,95,90</b>	<b>2,59,84,34</b>	<b>16,70,13</b>	<b>2,43,14,21</b>	<b>92,35</b>
<b>2. Loans for Economic Services</b>						
6401 Loans for Crop Husbandry						
800 Other loans	(-) 35	...	(-) 35	...	(-) 35 (a)	...
Total- 6401 Loans for Crop Husbandry	(-) 35	...	(-) 35	...	(-) 35 (a)	...
6403 Loans for Animal Husbandry						
800 Other Loans	20,11	...	20,11	...	20,11	...
Total- 6403 Loans for Animal Husbandry	20,11	...	20,11	...	20,11	...

(a) Reasons for minus balance is taken up with the State Government. Reply is still awaited (September, 2005).

## STATEMENT NO. 18-Contd.

Head of Account	Balance on 1st April, 2004	Amount advanced during the year	Total	Amount repaid during the year	Balance on 31st March, 2005	Interest received and credited to revenue
-----------------	-------------------------------	--	-------	--	-----------------------------------	--

(In thousands of rupees)

## F. Loans and Advances-Contd.

## 2. Loans for Economic Services -Contd.

6425 Loans for Co-operation						
106 Loans to Multipurpose Rural Cooperatives	59,69	...	59,69	1,20	58,49	...
108 Loans to other Cooperatives	5,46,70	...	5,46,70	27,05	5,19,65	10,31
190 Loans to public sector and other undertakings	98,78	...	98,78	...	98,78	...
<b>Total- 6425 Loans for Co-operation</b>	<b>7,05,17</b>	<b>...</b>	<b>7,05,17</b>	<b>28,25</b>	<b>6,76,92</b>	<b>10,31</b>

## 6435 Loans for Agricultural Programmes

01 Marketing and quality control						
101 Marketing Facilities	3,40,00	...	3,40,00	...	3,40,00	...
190 Loans to Public sector and other undertakings	2,00,00	...	2,00,00	...	2,00,00	...
800 Other Loans	3,82,81	...	3,82,81	...	3,82,81	...
<b>Total - 01</b>	<b>9,22,81</b>	<b>...</b>	<b>9,22,81</b>	<b>...</b>	<b>9,22,81</b>	<b>...</b>
<b>Total- 6435 Loans for Agricultural Programmes</b>	<b>9,22,81</b>	<b>...</b>	<b>9,22,81</b>	<b>...</b>	<b>9,22,81</b>	<b>...</b>

## 6801 Loans for Power Projects

201 Hydel Generation	1,60,60	...	1,60,60	...	1,60,60	...
<b>Total- 6801 Loans for Power Projects</b>	<b>1,60,60</b>	<b>...</b>	<b>1,60,60</b>	<b>...</b>	<b>1,60,60</b>	<b>...</b>

## STATEMENT NO. 18-Contd.

Head of Account	Balance on 1st April, 2004	Amount advanced during the year	Total	Amount repaid during the year	Balance on 31st March, 2005	Interest received and credited to revenue
(In thousands of rupees)						
<b>F. Loans and Advances-Contd.</b>						
<b>2. Loans for Economic Services-Concl'd.</b>						
<b>6851 Loans for Village and Small Industries</b>						
102 Small Scale Industries	2,33,42	...	2,33,42	60	2,32,82	...
103 Handloom Industries	33,80	...	33,80	...	33,80	...
109 Composite Village and Small Industries Cooperatives	55,05	...	55,05	...	55,05	...
200 Other Village Industries	25,79	...	25,79	...	25,79	...
<b>Total- 6851 Loans for Village and Small Industries</b>	<b>3,48,06</b>	<b>...</b>	<b>3,48,06</b>	<b>60</b>	<b>3,47,46</b>	<b>...</b>
<b>6875 Loans for other Industries</b>						
60 Other Industries						
190 Loans to Public Sector and other Undertakings	2,25,00	...	2,25,00	...	2,25,00	...
<b>Total - 60</b>	<b>2,25,00</b>	<b>...</b>	<b>2,25,00</b>	<b>...</b>	<b>2,25,00</b>	<b>...</b>
<b>Total- 6875 Loans for other Industries</b>	<b>2,25,00</b>	<b>...</b>	<b>2,25,00</b>	<b>...</b>	<b>2,25,00</b>	<b>...</b>
<b>7055 Loans for Road Transport</b>						
800 Other Loans	2,01	...	2,01	...	2,01	...
<b>Total- 7055 Loans for Road Transport</b>	<b>2,01</b>	<b>...</b>	<b>2,01</b>	<b>...</b>	<b>2,01</b>	<b>...</b>
<b>Total - 2. Loans for Economic Services</b>	<b>23,83,41</b>	<b>...</b>	<b>23,83,41</b>	<b>28,85</b>	<b>23,54,56</b>	<b>10,31</b>

## STATEMENT NO. 18-Concl'd.

Head of Account	Balance on 1st April, 2004	Amount advanced during the year	Total	Amount repaid during the year	Balance on 31st March, 2005	Interest received and credited to revenue
(In thousands of rupees)						
<b>F. Loans and Advances-Concl'd.</b>						
3. Loans to Government Servant etc.						
7610 Loans to Government Servants, etc.						
201 House Building Advances	10,60,07	45,00	11,05,07	5,12,66	5,92,41	1,36,88
202 Advances for purchase of Motor Conveyance	5,33,55	...	5,33,55	16,22	5,17,33	5,46
203 Advances for purchase of other conveyances	96,86	...	96,86	66	96,20	...
204 Advance for purchase of Computers	28	...	28	...	28	...
800 Other Expenditure	58,78	...	58,78	1,54	57,24	...
Total- 7610 Loans to Government Servants, etc.	17,49,54	45,00	17,94,54	5,31,08	12,63,46	1,42,34
<b>Total - 3. Loans to Government Servant etc.</b>	17,49,54	45,00	17,94,54	5,31,08	12,63,46	1,42,34
4. Miscellaneous Loans						
7615 Miscellaneous Loans						
200 Miscellaneous loans	3,69,32	...	3,69,32	...	3,69,32	...
Total- 7615 Miscellaneous Loans	3,69,32	...	3,69,32	...	3,69,32	...
<b>Total - 4. Miscellaneous Loans</b>	3,69,32	...	3,69,32	...	3,69,32	...
<b>Total - F. Loans And Advances</b>	2,70,90,71	34,40,90	3,05,31,61	22,30,06	2,83,01,55	2,62,30 (a)

Details of Loans and Advances for Plan purposes are given below :-

Head of Account	Amount (In thousands of rupees)
6202 Loans for Education, Sports, Art and Culture	45,90
6216 Loans for Housing	33,50,00
Total:-	33,95,90

## STATEMENT NO. 19

## STATEMENT SHOWING THE DETAILS OF EARMARKED BALANCES

(In thousands of rupees)		Sinking Funds *	(In thousands of rupees)	
Balance on 1st April, 2004	<u>11,24.62</u>	Amount applied in cancellation of securities (Corresponding nominal value of cancelled securities transferred to Miscellaneous Government Account).		
Amount from Revenue	<u>5,00.00</u>			
Interest on Investment	<u>---</u>		Balance on 31st March , 2005	<u>16,24.62</u>
Total	<u>16,24.62</u>		Total	<u>16,24.62</u>
Details :-				
Cash	<u>---</u>			
Investments	<u>16,24.62</u>			
Total	<u>16,24.62</u>			

## Sinking Funds Investment Account

Balance on 1st April, 2004	<u>11,24.62</u>	Sales of Securities.	<u>---</u>
Purchase of Securities @	<u>5,00.00</u>	Balance on 31st March , 2005	<u>16,24.62</u>
Total	<u>16,24.62</u>	Total	<u>16,24.62</u>

\*  
@ Loan-wise details is given under Annexure to this Statement  
The difference in 'Purchase of Securities' between Statement No.19 and Annexure to Statement No.19 is due to the accrued interest on investment of securities not routed through the Government Account but directly invested by Reserve Bank of India on securities.

## ANNEXURE TO STATEMENT NO.19

## I. Sinking Funds for Amortisation of Loans

Description of Loans	Balance on 1st April, 2004	Amount appropriated from revenue	Interest on investments	Total	Advance interest paid on purchase of securities	Amount applied to cancellation of securities (corresponding nominal value of cancelled securities transferred to miscellaneous Government Account)	Balance on 31st March, 2005
(In thousands of rupees)							
Appropriation from Revenue	11,24,62	5,00,00	...	16,24,62	...	...	16,24,62
Total :-	11,24,62	5,00,00	...	16,24,62	...	...	16,24,62

## ANNEXURE TO STATEMENT NO.19-Concl'd.

## II. Sinking Funds Investment Account

Description	Balance on 1st April, 2004	Purchase of Securities*	Total	Sales of securities	Balance on 31st March 2005	Face Value	Market value as on 31st March, 2005	Remarks
(In thousands of rupees)								
12.25 Percent Mizoram Loan, 2008	1,07,44	...	1,07,44	...	1,07,44	99,30	...	
12.40 Percent Mizoram Loan, 2013	23,68	...	23,68	...	23,68	21,30	...	
11.50 Percent Mizoram Loan, 2011	2,51,46	...	2,51,46	...	2,51,46	1,95,00	...	
11.15 Percent Mizoram Loan, 2002	39,85	...	39,85	...	39,85	...	...	Matured
11.40 Percent Mizoram Loan, 2008	1,92,34	...	1,92,34	...	1,92,34	1,68,20	...	
7.55 Percent Mizoram Loan, 2010	1,81,13	...	1,81,13	...	1,81,13	1,67,10	...	
9.39 Percent Mizoram Loan, 2011	1,46,42	...	1,46,42	...	1,46,42	1,17,80	...	
7.27 Percent Mizoram Loan 2013	4,12,80	6,26,91	10,39,71	...	10,39,71	12,98,80	...	
<b>Total :-</b>	<b>13,55,12</b>	<b>6,26,91</b>	<b>19,82,03</b>	<b>...</b>	<b>19,82,03</b>	<b>20,67,50</b>	<b>...</b>	

\* Please see footnote @ at page 210 of Statement No.19



**APPENDIX - I**

**PARTICULARS OF INVESTMENT AT THE END OF THREE YEARS ENDING  
MARCH, 2005**

A P P E  
PARTICULARS OF INVESTMENT AT THE END

(Reference - Explanatory Note

	Number of Concerns	Investment to the end of 2002-2003	Dividend/ Interest received during the year	Number of concerns
	1	2	3	1
(In lakhs of rupees)				
1. Government Companies	2	1,44.60	...	2
2. Co-operative Societies etc	423	10,23.26	...	423
Total	425	11,67.86	...	425

**N D I X - I**  
**OF THREE YEARS ENDING MARCH, 2005**

below Statement No. 2)

Investment to the end of 2003-2004	Dividend/ Interest received during the year	Number of concerns	Investment to the end of 2004-2005	Dividend/ Interest received during the year
2	3	1	2	3
(In lakhs of rupees)			(In lakhs of rupees)	
1,44.60	...	2	1,44.60	...
10,23.26	...	423	10,23.26	...
11,67.86	...	425	11,67.86	...

## APPENDIX -II

## STATEMENT OF COMMITMENTS/LIST OF INCOMPLETE CAPITAL WORKS

Name of Project	Cost of work (In lakhs of rupees) + Sanction order No	Date/Year of commencement	Target date of Completion	Revised Costs (if any) (in lakhs of rupees)	Expenditure upto March, 2005 (In lakhs of rupees)	Remarks
Improvement of ST&D network in Aizawl	32,33.10	March, 2003	-	-	27,37.50	NLCPR Works No sanction received
Improvement of ST&D network in Lunglei	11,80.00	March, 2003	-	-	8,30.00	NLCPR Works No sanction received
2 <sup>nd</sup> Circuit of 132kv line from Luangmual to Zemabawk	1,06.00	November, 2003	March, 2005	2,54.00	-	NEC Works No sanction received
33/11 KV S/S Darlawn	3,20.00 No.NEC/POW/336/02-03/52-79 dt. 27.9.04 - Rs.100.00 lakh. No. NEC/POW/336/02-03/1296 dt. 2.12.04 - Rs.150.00 lakh	November, 2004	December, 2004	-	2,75.00	NEC Works
33/11 KV S/S Hnahlan	3,93.44 No.NEC/POW/335/02-03/315-33 dt. 2.12.04 - Rs. 250.00 lakh	November, 2002	December, 2004	-	3,20.00	NEC Works
132 KV S/C line Khawzawl to Ngopa	7,35.19	March, 2001	-	-	5,80.97	
132 KV S/C line Saitual to Darlawn	6,99.56	February, 2001	February, 2005	12,49.03	5,96.61	
132 KV S/C line Khawzawl to E. Lungdar	5,38.48	March, 2004	-	8,00.50	2,57.89	No sanction available
132 KV S/C line Kolasib - Tuirial	4,62.34	December, 2001	-	6,45.21	5,46.34	
132 KV S/C line Bairabi - Kolasib	4,97.00	-	2004	-	4,41.60	NLCPR Works
R&M of Tuipui SHP	1,37.68	April, 2004	-	1,51.28	20.00	MNES Works
R&M of Serlui 'A' SHP	1,43.40	May, 2004	-	2,08.71	30.00	MNES Works
S&I of Kolodyne HEP	7,66.00	March, 2001	-	-	6,33.53	NEC
Maicham - II SHP	18,87.91	2001	-	-	13,15.73	MNES/State
Upgradation of 66KV Saitual S/S 132KV S/S	3,98.26	March, 2000	-	5,40.88	2,55.23	
132KV S/S Bawktlang	9,31.18	September, 1998	-	-	2,29.70	
Serlui 'B' HEP	8581.00	February, 2003	December, 2007	1,13,94.84	38,68.06	MNES/REC Loan/State

## STATEMENT OF COMMITMENTS/LIST OF INCOMPLETE CAPITAL WORKS

Name of Project	Cost of work (In lakhs of rupees) + Sanction order No	Date/Year of commencement	Target date of Completion	Revised Costs (if any) (in lakhs of rupees)	Expenditure upto March, 2005 (In lakhs of rupees)	Remarks
Augmentation/Modification of 132KV S/S at Zemabawk (Upper)	2,55.55	March, 2004	-	-	1,96.65	
Construction of Boundary Fencing for Mizoram House at Implal & Churachanpur	34.00 D.11032/116/97-PWB Dt.9.3.2005	2004	2005	-	5.00	A/A Amount 5.00 lakhs
Construction of Engineer-in-Chief Office Annex Building at Aizawl, Tuikhuahtlang	51.67 D.11028/124/2002-PWD Dt. 21.3.2003	2003	2005	-	45.00	
Construction of SDO Offices 6 Nos, including fledged Laboratory at Lunglei, Ph-I	50.42 B.11031/19/2005-PWB Dt.29.3.2003	2003	2004	-	41.00	
Construction of Multi-storied Qtr for Assembly Staff at old Assembly Press Bldg.	89.80 D.11028/9/88-PWB Dt.17.3.2003	2003	2005	-	63.00	
Construction of Type-II Qtrs 4 units at Chanmari Phase-II	17.82 D.11031/8/84-PWB Dt. 9.3.2005	2004	2005	-	7.38	
Improvement of Lunglei Town Road	58.58 B.12021/7/2000/PWC Dt. 28.1.2005	2004	2005	-	42.67	
Buangpui WSS	31.80 Q.11014/3/03-PHE Dt. 28.10.2003	October, 2003	October, 2006	-	17.00	
E.Bungtlang (Aug) WSS	56.10 Q.11014/3/03-PHE Dt.28.10.2003	October, 2003	October, 2006	-	17.00	
Imp. of New Serchhip WSS	51.80 Q.11014/3/03-PHE Dt. 28.10.2003	October, 2003	October, 2006	-	35.00	
Khawlailung(Bunghmun) WSS	88.50 Q.11014/3/03-PHE DT. 28.10.2003	October, 2003	October, 2006	-	50.00	
Zawlnuam(Aug) WSS	48.35 Q.11014/3/03-PHE Dt. 28.10.2003	October, 2003	October, 2006	-	26.00	

## STATEMENT OF COMMITMENTS/LIST OF INCOMPLETE CAPITAL WORKS

Name of Project	Cost of work (In lakhs of rupees) + Sanction order No	Date/Year of commencement	Target date of Completion	Revised Costs (if any) (in lakhs of rupees)	Expenditure upto March, 2005 (In lakhs of rupees)	Remarks
Zawlpu WSS	43.61 Q.11014/3/03-PHE Dt. 28.10.2003	October, 2003	October, 2006	-	35.99	
Phulpui WSS	7.58 Q.11014/3/02-PHE Dt. 10.3.2005	March, 2005	March, 2007	-	4.00	
E.Phaileng WSS	36.28 Q.11014/3/02-PHE Dt.10.3.2005	March, 2005	March, 2007	-	17.16	
Khawlian (Aug) WSS	32.88 Q.11014/3/02-PHE Dt. 10.3.2005	March, 2005	March, 2007	-	20.00	
Lamherh WSS	39.15 Q.11014/3/02-PHE Dt.10.3.2005	March, 2005	March, 2007	-	10.00	
Dulte (imp) WSS	17.19 Q.11014/3/02-PHE Dt. 10.3.2005	March, 2005	March, 2007	-	13.00	
Chiahpu (Imp) WSS	12.00 Q.11014/3/02-PHE Dt. 10.3.2005	March, 2005	March, 2007	-	2.00	
Khuangthing (Aug) WSS	89.07 Q.11014/3/02-PHE Dt. 10.3.2005	March, 2005	March, 2007	-	20.00	
Leisenzo WSS	37.07 Q.11014/3/02-PHE Dt.10.3.2005	March, 2005	March, 2007	-	34.00	
S.Tawipui WSS	34.00 Q.11014/3/02-PHE Dt. 10.3.2005	March, 2005	March, 2007	-	6.00	
Boracansury WSS	38.73 Q.11014/3/02-PHE Dt. 10.3.2005	March, 2005	March, 2007	-	14.00	
S.Lunocher (Imp) WSS	17.61 Q.11014/3/02-PHE Dt. 10.3.2005	March, 2005	March, 2007	-	15.00	
Tuisumpui (Imp) WSS	12.21 Q.11014/3/02-PHE Dt. 10.3.2005	March, 2005	March, 2007	-	10.00	
Chapui (Aug) WSS	17.60 Q.11014/3/02-PHE Dt. 10.3.2005	March, 2005	March, 2007	-	10.00	
Thingkas WSS	7.85 Q.11014/3/02-PHE Dt. 10.3.2005	March, 2005	March, 2007	-	1.00	

## APPENDIX -II-Contd.

## STATEMENT OF COMMITMENTS/LIST OF INCOMPLETE CAPITAL WORKS

Name of Project	Cost of work (In lakhs of rupees) + Sanction order No	Date/Year of commencement	Target date of Completion	Revised Costs (if any) (in lakhs of rupees)	Expenditure upto March, 2005 (In lakhs of rupees)	Remarks
Kamalanagar-I WSS	81.86 Q.11014/3/02-PHE Dt. 10.3.2005	March, 2005	March, 2007	-	7.02	
N.Thingken WSS	32.76 Q.11014/3/02-PHE Dt. 10.3.2005	March, 2005	March, 2007	-	1.00	
Improvement & Renovation of Reiekkam WSS	32.95 Q.11014/3/02-PHE Dt. 10.3.2005	March, 2005	March, 2007	-	10.00	
Improvement of PHE Quality Control Laboratory	29.52 Q.11014/3/02-PHE Dt. 10.3.2005	March, 2005	March, 2007	-	15.50	
Salem Boarding	19.53 Q.11014/3/02-PHE Dt. 10.3.2005	March, 2005	March, 2006	-	6.96	
Seling Zero Point (Aug) WSS	15.00 Q.11014/3/02-PHE Dt. 10.3.2005	March, 2005	March, 2006	-	10.00	
Vanchengte (Imp) WSS	5.40 Q.11014/3/02-PHE Dt. 10.3.2005	March, 2005	March, 2006	-	4.00	
Buhban WSS	12.00 Q.11014/3/02-PHE Dt. 10.3.2005	March, 2005	March, 2006	-	10.00	
Thanzamasora WSS (Imp)	4.60 Q.11014/3/02-PHE Dt. 10.3.2005	March, 2005	March, 2006	-	4.00	
Bandiasora WSS (Aug)	17.53 Q.11014/3/02-PHE Dt. 10.3.2005	March, 2005	March, 2006	-	7.14	
Saihatlangkawn	20.71 Q.11014/3/02-PHE Dt. 10.3.2005	March, 2005	March, 2006	-	11.00	
Lotai (H/o Zawngling) WSS	19.57 Q.11014/3/02-PHE Dt. 10.3.2005	March, 2005	March, 2006	-	10.00	
Andermanik WSS	16.71 G.22012/1/04-PHE Dt. 10.3.2005	March, 2005	March, 2007	-	1.00	
Masury WSS	17.20 G.22012/1/04-PHE Dt. 10.3.2005	March, 2005	March, 2007	-	1.00	

## APPENDIX -II-Contd.

## STATEMENT OF COMMITMENTS/LIST OF INCOMPLETE CAPITAL WORKS

Name of Project	Cost of work (In lakhs of rupees) + Sanction order No	Date/Year of commencement	Target date of Completion	Revised Costs (if any) (in lakhs of rupees)	Expenditure upto March, 2005 (In lakhs of rupees)	Remarks
N.Mualhuam WSS	43.39 G.22012/1/04-PHE Dt. 10.3.2005	March, 2005	March, 2007	-	1.00	
Zehtet (Imp) WSS	7.50 G.22012/1/04-PHE Dt. 10.3.2005	March, 2005	March, 2007	-	1.00	
Bualpui 'H' (Imp) WSS	5.65 G.22012/1/04-PHE Dt. 10.3.2005	March, 2005	March, 2007	-	1.00	
S.Dampui (Aug) WSS	9.60 G.22012/1/04-PHE Dt. 10.3.2005	March, 2005	March, 2007	-	1.00	
Phainuam WSS	52.36 G.22012/1/04-PHE Dt. 10.3.2005	March, 2005	March, 2007	-	1.00	
Pangbalkawn WSS (Aug)	53.26 G.22012/1/04-PHE Dt. 10.3.2005	March, 2005	March, 2007	-	1.00	
Chuhvel WSS (Aug)	27.77 G.22012/1/04-PHE Dt.10.3.2005	March, 2005	March, 2007	-	1.00	
S.Chhimluang WSS	21.57 G.22012/1/04-PHE Dt.10.3.2005	March, 2005	March, 2007	-	1.00	
Phaisen WSS (Imp)	14.28 G.22012/1/04-PHE Dt. 10.3.2005	March, 2005	March, 2007	-	1.00	
Renovation of HPTW at various places in Mizoram	88.30 G.22012/1/04-PHE Dt.10.3.2005	March, 2005	March, 2007	-	10.00	
Ground Water Pumping Test Site Survey for Construction of Bore hole and data collection from different parameter within Mizoram for maintaining Scientific Base data bank	25.00 G.22012/1/04-PHE Dt. 10.3.2005	March, 2005	March, 2007	-	15.00	
Darlung RWHS	34.00 Q.11011/5/02-PHE Dt. 10.3.2005	March, 2005	March, 2007	-	1.00	



## STATEMENT OF COMMITMENTS/LIST OF INCOMPLETE CAPITAL WORKS

Name of Project	Cost of work (In lakhs of rupees) + Sanction order No	Date/Year of commencement	Target date of Completion	Revised Costs (if any) (in lakhs of rupees)	Expenditure upto March, 2005 (In lakhs of rupees)	Remarks
Lungchhuan WSS (Aug)	44.10 Q.11011/5/02-PHE Dt. 10.3.2005	March, 2005	March, 2007	-	14.75	
Dikawn (Aug) WSS	37.93 Q.11011/5/02-PHE Dt. 10.3.2005	March, 2005	March, 2007	-	20.00	
Siata (Imp) WSS	32.00 Q.11011/5/02-PHE Dt. 10.3.2005	March, 2006	March, 2007	-	11.25	
Teikhang (Aug) WSS	65.00 B.11011/5/02-PHE Dt. 26.10.2003	October, 2003	October, 2006	-	52.26	
Khanpui WSS (Aug)	40.31 B.22012/1/03-PHE Dt. 28.10.2003	October, 2003	October, 2006	-	25.31	
Rabung (Aug) WSS	61.50 B.22012/1/03-PHE Dt. 28.10.2003	October, 2003	October, 2006	-	41.22	
Ngopa Composite WSS	93.00 B.22012/1/03-PHE Dt. 28.10.2003	October, 2003	October, 2006	-	63.00	
Thanglailung (Aug) WSS	56.50 B.22012/1/03-PHE Dt. 28.10.2003	October, 2003	October, 2006	-	26.80	
Changzawl (Aug) WSS	38.13 B.22012/1/03-PHE Dt. 28.10.2003	October, 2003	October, 2006	-	12.40	
N.Khawlek (Aug) WSS	36.70 B.22012/1/03-PHE Dt. 28.10.2003	October, 2003	October, 2006	-	23.41	
Old Hruikawn (Aug) WSS	56.25 B.22012/1/03-PHE Dt. 28.10.2003	October, 2003	October, 2006	-	51.25	
Leithum (Aug) WSS	64.67 B.22012/1/03-PHE Dt. 28.10.2003	October, 2003	October, 2006	-	34.81	
Mualkawi (Aug) WSS	58.41 B.22012/1/03-PHE Dt. 28.10.2003	October, 2003	October, 2006	-	26.67	
Upper Theiriak WSS (Pumping)	58.48 B.22012/1/03-PHE Dt. 28.10.2003	October, 2003	October, 2006	-	30.49	

## APPENDIX -II-Concl.

## STATEMENT OF COMMITMENTS/LIST OF INCOMPLETE CAPITAL WORKS

Name of Project	Cost of work (In lakhs of rupees) + Sanction order No	Date/Year of commencement	Target date of Completion	Revised Costs (if any) (in lakhs of rupees)	Expenditure upto March, 2005 (In lakhs of rupees)	Remarks
Nausel WSS	14.00 G.22012/1/04-PHE Dt. 10.3.2005	March, 2005	March, 2006	-	9.50	
Lamchhip (Aug) WSS	30.90 G.22012/1/04-PHE Dt. 10.3.2005	March, 2005	March, 2007	-	1.00	
Silsury WSS	21.90 G.22012/1/04-PHE Dt. 10.3.2005	March, 2005	March, 2007	-	1.00	
Mualcheng 'N' (Aug) WSS	59.13 G.22012/1/04-PHE Dt. 10.3.2005	March, 2005	March, 2007	-	55.00	
Rullam WSS	33.86 G.22012/1/04-PHE Dt. 10.3.2005	March, 2005	March, 2007	-	2.00	
Ruailung RWHS (170 nos)	34.00 G.22012/1/04-PHE Dt. 10.3.2005	March, 2005	March, 2007	-	1.00	
Ruichawm RWHS	45.60 G.22012/1/04-PHE Dt. 10.3.2005	March, 2005	March, 2007	-	1.00	
Pamchung WSS	30.00 G.22012/1/04-PHE Dt. 10.3.2005	March, 2005	March, 2007	-	1.00	
Lungphunlian WSS	60.90 G.22012/1/04-PHE Dt. 10.3.2005	March, 2005	March, 2007	-	2.00	
Tuionawng (Aug) WSS	38.35 G.22012/1/04-PHE Dt. 10.3.2005	March, 2005	March, 2007	-	1.00	
<b>Total</b>				1,52,44.45	1,43,37.75	

**APPENDIX-III**

**DETAILS OF GRANTS-IN-AID GIVEN BY THE STATE GOVERNMENT TO LOCAL BODIES**

(Referred to

## DETAILS OF GRANTS-IN-AID GIVEN BY

(In lakhs of rupees)

Heads & Description	Actuals for the year 2004-2005		
	Plan (including CSS)	Non Plan	Total
2225 - Welfare of SC/ST & Other Backward Classes			
80 - General			
800 - Other Expenditure			
01 - Lai Autonomous District Council	8,49.00	17,06.70	25,55.70
02 - Mara Autonomous District Council	6,86.00	15,40.00	22,26.00
03 - Chakma Autonomous District Council	5,36.10	8,11.40	13,47.50

NDIX-III

Statement No.12)

## THE STATE GOVERNMENT TO THE LOCAL BODIES

(In lakhs of rupees)

Recipient Agency(Municipal Councils/Corporation and Panchayat as applicable)	Amount received during the year for 2004-2005			Total Details of Assets
	Revenue Expenditure	Capital Expenditure	Amount	
1 Lai Autonomous District Council	25,55.70	...	25,55.70	25,55.70
2 Mara Autonomous District Council	22,26.00	...	22,26.00	22,26.00
3 Chakma Autonomous District Council	13,47.50	...	13,47.50	13,47.50

