



सत्यमेव जयते

COMBINED FINANCE AND REVENUE  
ACCOUNTS OF THE UNION AND  
STATE GOVERNMENTS IN INDIA  
FOR THE YEAR 2007-08

**Volume - I**





## FOREWORD

With the coming into force of the Comptroller and Auditor General of India (Duties, Powers and Conditions of Service) Act, 1971 it was no longer the statutory responsibility of the Comptroller and Auditor General of India to prepare the Combined Finance and Revenue Accounts. However, we have continued the practice under my directions as it emphasizes the federal character of Financial Administration in this country. I am sure that the data contained in this document would be of use to Union and State Governments and to researchers and students of public finance.

The Combined Finance and Revenue Accounts is a unique document that incorporates in one place comparable information relating to the accounts of the Union and all the States for a year, together with their balances and outstanding liabilities and other information relating to financial health of Union and States. This compilation is based mainly on the figures contained in the respective Finance Accounts of the Governments concerned.

I hope this compilation would aid in improving transparency and completeness of Government accounts in India.

( Vinod Rai )

**Comptroller & Auditor General of India**

Date : 26 October 09

Place: New Delhi



**COMBINED FINANCE AND REVENUE ACCOUNTS OF THE UNION AND STATE  
GOVERNMENTS IN INDIA FOR THE YEAR 200708**

**TABLE OF CONTENTS**

<b>Account No.</b>	<b>Particulars</b>	<b>Pages</b>
<b>Volume - I</b>		
	Introductory	ii to vii
	Overview	1-33
1.	Summary of Receipts and Disbursements of the Union, Union Territory and State Governments for the year ended 31st March 2008.	34-41
2.	Account showing by Major Heads the Revenue Receipts of the Union, Union Territory and State Governments for the year ended 31st March, 2008.	42-57
3.	Account showing by Major Heads the Expenditure met from Revenue of the Union, Union Territory and State Governments for the year ended 31st March, 2008.	58-85
4.	Account showing by Major Heads the Receipts and Expenditure (Capital Account) of the Union, Union Territory and State Governments for the year ended 31st March, 2008.	86-101
5.	Account showing by Major Heads the Receipts and Disbursements on account of Public Debt, Loans and Advances (Consolidated Fund) and Contingency Fund of the Union, Union Territory and State Governments for the year ended 31st March, 2008.	102-133
6.	Account showing by Major Heads the Receipts and Disbursements on account of Public Account in respect of Union and State Governments for the year ended 31st March, 2008.	134-157



## **Combined Finance and Revenue Accounts of the Union and State Governments in India for the year 2007-08**

### **Introductory**

1.1 Combined Finance and Revenue Accounts (CFRA) were being prepared in the past under the provisions of para 12 of Audit and Accounts Order 1936 as adapted by the Government of India (Provisional Constitution) Order 1947 read with Article 149 of the Constitution of India. With the coming into force of the Comptroller and Auditor General's (DPC) Act, 1971, the Government of India (Audit and Accounts) order 1936 ceases to be in force except as anything done or any action taken there under. It is, therefore, no longer the statutory responsibility of the Comptroller and Auditor General of India to prepare the Combined Finance and Revenue Accounts. The compilation, however, continues to be prepared under the directions of the Comptroller and Auditor General of India as it is considered as useful compilation and presents the accounts of all the Governments in India on a common and comparable basis. The compilation is prepared mainly on the basis of the figures contained in the respective Finance Accounts of the Governments concerned.

1.2 Pursuant to the decisions taken on the recommendations of a Committee constituted in December 1997, this compilation has been prepared in 3 volumes: the first volume containing major-head wise summary of receipts and disbursements of various Governments from the Consolidated Fund, the Contingency Fund and the Public Account, the second volume containing Subsidiary Accounts relating to Economic Services and the third volume containing Subsidiary Accounts relating to General Services, Social Services etc. The Subsidiary Accounts give details generally by minor heads of the figures shown in the General Accounts in volume. I. Scheme wise details are available in the concerned Finance Accounts of the respective Governments. Detailed Accounts relating to Public Account have not been given, the major head-wise details being available in General Accounts, Volume-I. An Overview on Government accounts has also been added in Volume-I.

## 2. **Main Division of Accounts:**

The accounts of Government are kept in three parts:

### **Part-I Consolidated Fund**

Revenue received by the Government, all loans raised nationally or from other countries, multilateral agencies and others by the Government by issue of treasury bills, ways and means advances, market borrowings, special securities, etc. and recovery of loans, from the consolidated fund.

### **Part-II Contingency Fund**

The Contingency Fund is in the nature of an imprest into which sums as determined by law shall be paid from time to time. Advances are made out of the fund for meeting unforeseen expenditure pending authorization of such expenditure by the legislature.

### **Part-III Public Account**

All other moneys received by or on behalf of the Government forms the Public Account. Items in the Public Account include Small Savings/ Provident Fund, Deposits of Local Bodies, Reserve Funds, Suspense, Remittances and Cash Balance, etc. These items are not subjected to the vote of the legislature.

2.1 In Part-I, there are two main divisions, viz.-

1. **Revenue** - consisting of sections for 'Receipt Heads (Revenue Account)', and 'Expenditure Heads (Revenue Account);
2. **Capital, Public Debt, Loans, etc.** - consisting of sections for 'Receipt Heads (Capital Account)' 'Expenditure Heads (Capital Account)' and 'Public Debt, Loans and Advances, etc;

The Revenue division deals with the proceeds of taxation and other receipts classed as revenue and the expenditure met there-from, the net result of which represents the revenue surplus or deficit for the year.

In Capital division, the section 'Receipts Heads (Capital Account)' deals with receipts of capital nature which cannot be applied as a set off to capital expenditure.

The section 'Expenditure Heads (Capital Account)', deals with expenditure met usually from borrowed funds with the object either of increasing concrete assets of material and permanent character or of reducing recurring liabilities. It also includes receipts of capital nature intended to be applied as a set off against expenditure.



The section 'Public Debt, Loans and Advance, etc.', comprises loans raised and their repayments by Government such as 'Internal Debt' and 'Loans and Advances'. This section also includes certain special types of heads of transactions relating to 'Appropriation to the Contingency Fund' and 'Inter-State Settlement'.

2.2 In Part II of the Accounts are recorded the accounts of transactions connected with Contingency Fund established under Article 267 of the Constitution of India.

2.3 In Part III of the accounts, the transactions relating to 'Debt' (other than those included in Part I) 'Deposit', 'Reserve Funds', 'Advances', 'Remittances' and 'Suspense' are recorded. The transactions under 'Debt', 'Deposit', and 'Advances' in this part are those in respect of which Government incurs a liability to repay the moneys received or has a claim to recover the amounts paid, together with the repayments of the former ('Debt' and 'Deposit') and the recoveries of the latter ('Advances'). The transactions relating to 'Remittances' and 'Suspense' in this part embrace all heads which are merely adjusting heads under which appear such transactions as remittances of cash between treasuries and currency chests, account between different accounting circles, etc. The initial debits or credits to these heads will be cleared eventually by corresponding receipts or payments either within the same circle of account or in another account circle. Reserve Funds are constituted by the Government with the object of expending moneys allocated in the funds on specific and particular purposes.

### **3. Sectors and Heads of Accounts: -**

Within each of the section in Part I, the transactions are grouped into sectors such as 'Tax Revenue', 'Non-Tax Revenue' and 'Grants-in-aid and Contributions' for the receipt heads (Revenue Account) and 'General Services', 'Social Services', 'Economic Services' and 'Grant-in-aid and Contributions' for expenditure heads. In part III also, the transactions are grouped into sectors, such as 'Small Savings', 'Provident Funds' and 'Reserve Funds' etc. The sectors are divided into sub sectors which are further divided into major heads of accounts.

3.2 The major heads are divided into minor heads, each of which has number of subordinate heads, generally known as sub heads. The sub-heads are further divided into detailed heads. Under each of these heads, the expenditure is shown distributed between charged and voted. Sometimes major heads are also divided into sub-major heads before their further division into minor heads. The Sectors and Sub Sectors, the Major Heads, Sub Major Heads, Minor Heads, Sub Heads and Object Heads constitute a six tier arrangement of the classification structure of Government Accounts. The major, minor and sub-heads prescribed for the classification of expenditure in the general accounts are not necessarily identical with the

Grants, sub heads and other units of allotments, which are adopted by the Ministry of Finance/Finance Department for Demands for Grants presented to the Parliament/Legislatures, but in a general a certain degree of correlation is maintained between the Demand for Grants and the Finance Accounts.

The major heads of accounts, falling within the sectors for expenditure heads, generally correspond to functions of Government, while the minor heads, subordinate to them, identify the programmes undertaken to achieve the objectives of the function represented by the major head. The sub-head represents scheme, the detailed head represents the sub-scheme and object head represents the object of expenditure.

### **3.3 Coding Pattern**

#### **Major Heads**

A four-digit code has been allotted to the major heads, the first digit indicating whether the major head is a Revenue Receipt head, Revenue Expenditure head or Capital Expenditure head or Loan head.

The first digit of Code for Revenue Receipt heads is either 0 or 1. Adding 2 to the first digit Code of the Revenue Receipt head will give the number allotted to corresponding Revenue Expenditure head; adding another 2 gives the Capital Expenditure head; and adding another 2 gives the Loan head of Account. For example, for Crop Husbandry code 0401 represents the Revenue Receipt head; 2401, the Revenue expenditure head, 4401, the Capital Outlay head and 6401, the Loan head.

Such a pattern is, however, not relevant for those departments which are not operating Capital or Loan head of accounts e.g. Department of Supply. In a few cases, however, where Receipts and Expenditure are not heavy, certain major heads have been combined under a single number, the major heads themselves forming sub-major heads under that number.

#### **Sub-Major Heads**

A two-digit code has been allotted, starting from '01' under each major head. Where no sub-major head exists, it is allotted a code '00'. Nomenclature 'General' has been allotted Code '80'.

#### **Minor Heads**

Minor Heads have been allotted a three digit code. A few codes '001', '750' to '900' have been reserved for certain standard minor heads. The coding pattern for minor heads has been designed in such a way that in respect of certain minor heads having a common nomenclature under various major/sub-major heads, the same three-digit code is adopted as far as

possible. Under this scheme of codification, receipt major heads (revenue account) have been assigned the block numbers from '0020' to '1606' expenditure major heads (revenue account) from '2011 to '3606' expenditure major heads (capital account) from '4046' to '5475', major heads under Public Debt from '6001' to '6004' and those under 'Loans and Advances'; 'Inter-State Settlement' and 'Transfer to Contingency Fund' from '6075' to '7999'. The Code number "4000" has been assigned for Capital Receipt Major Head. The only major head 'Contingency Fund' in part II, has been assigned the code number '8000'. The major heads in the Public Accounts are assigned code numbers from '8001' to '8999'.

4.1 The transactions included in the compilation represent mainly the actual receipts and disbursements during the financial year 1 April 2007 to 31st March 2008 as distinguished from amounts due to or from Government during the same period. The cash basis system is however, not entirely suitable for recording the transactions and presenting the true state of affairs of Government commercial undertakings run on commercial principles. The detailed accounts of this class of undertakings are therefore, maintained outside the regular accounts on commercial basis and are not included in this compilation.

4.2 The figures of actuals shown in these accounts are net after taking into account the recoveries although the Demands presented to the Parliament/Legislature and the Appropriation Accounts are for gross expenditure and exclude the receipt and recoveries, which are otherwise permissible to be set off in reduction of expenditure.

5 In this compilation an account no. by itself relates to particular function. For instance no. 9 in this compilation relates to receipts from Animal Husbandry. If suffixed by 'A' (no.9A) it relates to expenditure under Animal Husbandry, if suffixed by 'B' (no 9B) relates to capital outlay on Animal Husbandry and lastly if suffixed by 'C' (no 9C) it relates to Loans for Animal Husbandry. The Accounts may be read accordingly.

## **6. Cash Balance**

There are separate Cash Balances of the Union and each of the State Governments, which are either held in a Government Treasury or kept with the Reserve Bank of India.

As it is a difficult and complicated process to split up the balances of the 'Consolidated Fund' 'Contingency Fund' and 'Public Account', a single cash balance is shown in these accounts for all the three parts.

In this compilation, the figures in the Account Statement of summary transactions, overview, suspense balances and Capital and Other Expenditure have been exhibited in crores of rupees and in the Other Subsidiary statements in thousands of rupees.

7. The Subsidiary Accounts relating to Railway, P&T and Defence have not been included. The major head-wise information relating to these accounts is available in volume I of the CFRA.

## OVERVIEW OF COMBINED FINANCE AND REVENUE ACCOUNTS (UNION AND THE STATES)

### 1.0 Introduction

The Combined Finance and Revenue Accounts (CFRA), prepared under the direction of the Comptroller and Auditor General of India, is an unique document as it presents the audited accounts of all the States, Union Territories and the Union in one place. The CFRA is in three volumes and contains information on the finances of the Governments. An “overview” of the CFRA is presented here to provide the interested reader information on basic economic parameters across the States and the Union. The following aspects are discussed in the overview:

- Assets and Liabilities of the Government
- Summary of the receipts and disbursements
- Revenue receipts of the Government
- Allocative priorities (expenditure) of Government
- Deficit and Debt of the Government

### 2.0 Assets and Liabilities

2.1 Though there is no Balance Sheet of the Government as in the case of a commercial enterprise, it is possible to construct one from the information available in the accounts in the form of its assets and liabilities or in terms of a statement of balances of resources. Assets for the Government mainly imply financial assets. Liabilities and assets of the Government include the following:

Assets	Liabilities
<ul style="list-style-type: none"><li>• Capital Expenditure</li><li>• Loan and Advances</li><li>• Cash Balance</li><li>• Investment</li></ul>	<ul style="list-style-type: none"><li>• Internal Debt</li><li>• External Debt</li><li>• Loan from Central Govt.(in case of State Governments)</li><li>• Small Savings</li><li>• Reserve Fund <sup>1</sup></li><li>• Other Deposits</li></ul>

<sup>1</sup> Reserve Funds are created by charging the amount in revenue account of Consolidated Fund. These are purpose specific and despite being aberrations in cash based accounting visualizes earmarked resource flows. Further, these would largely be self-liquidating. This concept was, however, introduced to earmark resources on an annual basis to take care of lumpy expenditure or to allocate these to specific purposes.

The detailed figures corresponding to these items are indicated Table 1

**Table 1 Assets and Liabilities and the Statement of Balances  
(position as on 31<sup>st</sup> March 2008)**

(Rs. in crore)

ASSETS	Ending March 2007 (combined)	Union	States	Combined	Liabilities	Ending March 2007 (combined)	Union	States	Combined
<b>Capital Expenditure</b>				<b>(Cumulative Figures)</b>					
General Services	298100	317830	26763	344593	Internal Debt	2272316	1799651	789270	2588921
Social Services	119895	13474	130540	144014	External Debt	102716	112031	337	112368
Economic Services	810609	391721	591580	983301	Loans from CG	178806	0	176710	176710
<b>Total</b>	<b>1228604</b>	<b>723025</b>	<b>748883</b>	<b>1471908</b>	Small Savings	481986	339815	187127	526942
<b>Loans and Advances</b>					Reserve Fund <sup>1</sup>	113213	44846	78264	123110
General Services	18598	5028	14410	19438	Others <sup>2</sup>	195883	83253	127627	210880
Social Services	42379	14279	36241	50520	<b>Total Liabilities (Available Funds)</b>	<b>3344920</b>	<b>2379596</b>	<b>1359335</b>	<b>3738931</b>
Economic Services	181547	54104	125017	179121					
State Governments <sup>3</sup>	147656	146071	0	146071					
<b>Total Loans &amp; Advances</b>	<b>390180</b>	<b>219482</b>	<b>175668</b>	<b>395150</b>	<b>Other Receipts</b>	<b>3080</b>	<b>0</b>	<b>9947</b>	<b>9947*</b>
Cash Balances	102488	229633	-2287	227346	Cumulative Resource Gap	-1546398	-1188376	-355815	-1544191
Investments	80330	19080	91203	110283					
<b>Total Assets</b>	<b>1801602</b>	<b>1191220</b>	<b>1013467</b>	<b>2204687</b>	<b>Resource Use</b>	<b>1801602</b>	<b>1191220</b>	<b>1013467</b>	<b>2204687</b>

\*Miscellaneous Capital Receipt involved in reduction in assets, financial or physical

2.2 Overall resources of the Union and States at the end of March 2008 were Rs. 3738931 crore. As against this, the total assets valued at the historic rates were Rs. 2204687 crore. The Central Statistical Organization<sup>4</sup> in their National Accounts Statistics had estimated the Net Capital Stock of the administrative departments and the departmental undertakings, which generally corresponds to the Union and States during 2007-08 at Rs. 2419347 crore.<sup>5</sup> Total assets as defined above (cumulative capital expenditure and outstanding advances) worked out to 91 percent of the NAS net capital stock. This would get reduced to around 85 percent with the adjustment of outstanding advances of the Union Government to the States.

<sup>2</sup> Other sources include interest and non-interest bearing deposits, net credit balances of suspense, remittances and advances.

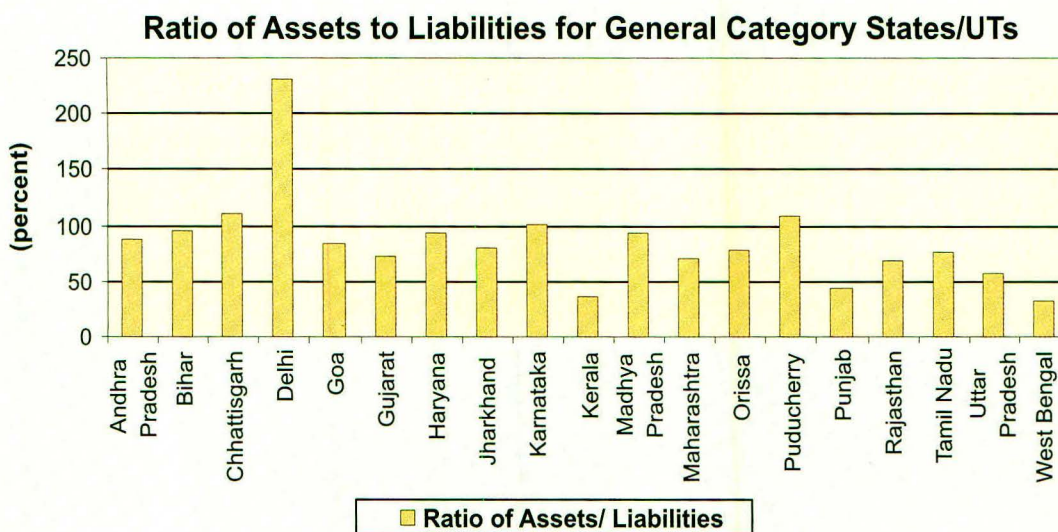
<sup>3</sup> The entries of loans and advances to the States on assets and loans from Union Government on liabilities side should generally be same. Differences may need to be reconciled

<sup>4</sup> National Accounts Statistics released by Central Statistical Organisation also publishes Net Capital Stock of the Public Sector. The Net Capital Stock of Administrative Departments and Departmental Undertakings would broadly correspond to the Union and States Government. NAS follows the perpetual inventory method and adopts depreciation based on defined life of various assets

<sup>5</sup> Available from National Accounts Statistics

2.3 Ratio of assets to the liabilities of the Union and States was 58.97 percent (50.06 percent for the Union Government and 74.01 percent for the States). The assets of the Union Government also included the loans and advances made by it to the States. This was in the nature of a contra entry as these assets of the Union Government were the liability of the States. Removal of this entry, however, would not lead to any reduction in the shortfall in assets relative to liabilities, as these would set off each other, but it may result in a marginal decline in the overall ratio of assets to liabilities<sup>6</sup>. A lower ratio of assets to liabilities is indicative of the extent of erosion of resources of these entities and inadequacy of their assets back up. As on 31<sup>st</sup> March 2008, 41.03 percent of the liabilities had ceased to have assets back up.

**Graph –I**




2.4 The ratio of Assets to Liabilities in respect of four States namely Chhattisgarh, Delhi, Puducherry and Karnataka was more than 100%, whereas the ratio of Assets to Liabilities was less than 50% in respect of three States namely West Bengal, Kerala and Punjab.

2.5 The ratio of Assets to Liabilities in respect of special category States<sup>7</sup>, Arunachal Pradesh and Sikkim was more than 200 % whereas in only two States (Himachal Pradesh and Uttarakhand) the ratio was less than 100%.

<sup>6</sup> These liabilities exclude Governments' pension obligations, unreckoned liabilities and contingent liabilities. Pension expenditure is shown based on what is incurred annually. But these could be considered as annuity payments. Preliminary estimates conducted in 2001 using World Bank PROST actuarial model suggested that the present value of Central and States pension liabilities could amount to 25 percent of GDP. In many States, some of the liabilities or payment obligations may not be reckoned fully. Outstanding payments of Dearness allowances arrears, payments to suppliers, etc., are a few of such obligations. These liabilities are not included in the fiscal liabilities. Guarantees given by the Union and States, which are in the nature of contingent liabilities, are also excluded

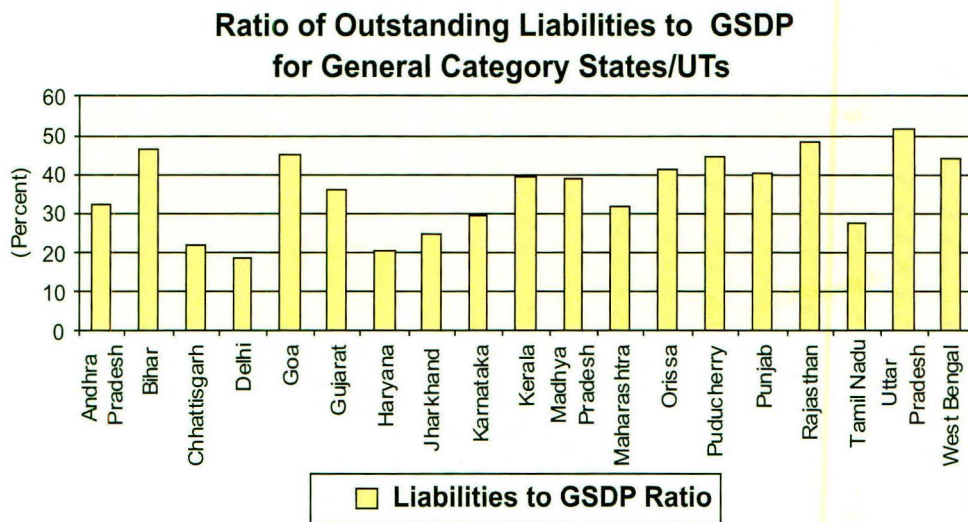
<sup>7</sup> Special Category States have special dispensation with regard to their block plan assistance. Against a ratio of 30:70 between grants and loans for other States, these States have a ratio of 90:10. This increases the quantum of grants-in-aid to these States relative to others

Graph –II



2.6 Inter-State variation in total liabilities of the States as a percentage of their respective GSDP, is depicted below in Graph – III & Graph - IV. Significant inter state variations were observed wherein Mizoram, a special category State had the highest ratio among all the States. Haryana had the lowest liability to GSDP ratio. States with a higher tax/GSDP ratio made less recourse to borrowings and had a lower liabilities/GSDP ratio.

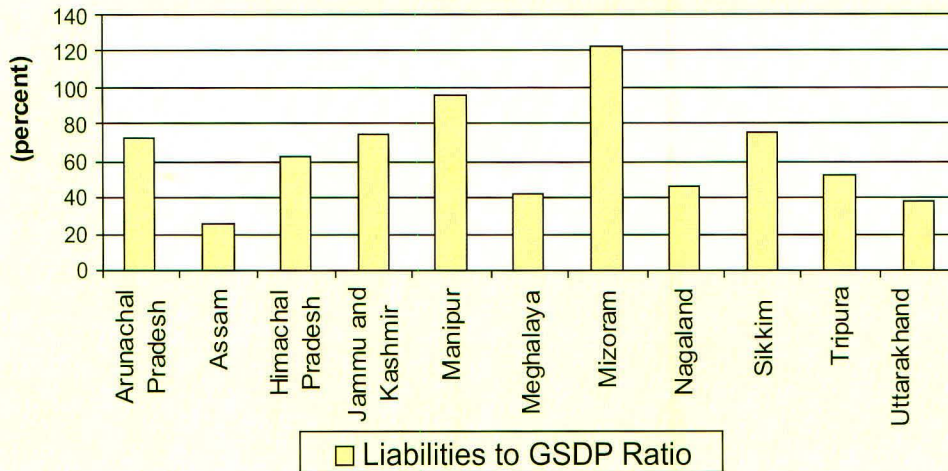
Graph –III





Graph - IV

**Ratio of Outstanding Liabilities to GSDP  
for Special Category States**



### 3. Summary of Annual Accounts

3.1 While the 'balance sheet' or summary of balances is the accumulated position as on 31<sup>st</sup> March 2008 and represents the stock of both assets and liabilities, it does not indicate the current performance of the Government. Parameters like the States' ability to raise resources- both taxes and user charges from various services, expenditure and cost of delivery of service, allocative priorities of their disbursement, revenue and fiscal deficit (or fiscal imbalances) and net annual increase in their liabilities, etc. can not be gauged from the summary. Annual financial statements are the appropriate instruments for this purpose.

3.2 The overall revenue receipts<sup>8</sup> of the Union and States during 2007-08, as evident from Table 2, were Rs. 1289807 crore. The Governments also raised Rs.64185 crore by way of recovery of past loans and miscellaneous capital receipts<sup>9</sup> (largely on account of disinvestments). The total non-debt receipts amounted to Rs.1353992 crore and these were distributed between the Union and the States in the ratio of 52:48.

3.3 Total expenditure of the Union and States comprising revenue expenditure, capital expenditure and loans and advances amounted to Rs.1592791 crore and its distribution between Union and States was in the ratio of 54:46. However, as depicted in table 2 below, the consolidated fund was in surplus on account of surplus of public debt receipts over disbursements. In case of the States, the consolidated fund was in deficit as excess of public debt receipts over disbursements could not cover the total expenditure.

<sup>8</sup> Revenue Receipts are gross and unadjusted for the transfers from the higher tier of the Government, except for the transfer of the taxes collected by the Union Government as mandated by Finance Commission. Expenditure has also been taken on gross basis

<sup>9</sup> Miscellaneous capital receipts and recovery of outstanding loans essentially involves a reduction in assets, financial or physical

Table 2: Summary of the Receipts, Disbursements, Deficit and Debt in 2007-08

(Rs. in crore)

Receipts			Derived Items		Disbursements		
	Union	States	Union	States		Union	States
<b>Consolidated Fund</b>							
Revenue Receipts <sup>10</sup>	649426	640381			Revenue Expenditure	734861	591014
			<b>Revenue Balance</b>				
			- 85435	49367			
Misc. Capital Receipts	38796	6956			Capital Expenditure	116937	120695
Recovery of Loans	10391	8042			Loans and Advances	11777	17507
Total Non-Debt Receipts	698613	655379			Total Expenditure	863575	729216
			<b>Fiscal Balance</b>				
			-164962	-73837			
Public Debt	1868102	125819			Public Debt	1604110	65670
Transfer to Contingency Fund	0	350			Transfer to Contingency Fund	0	520
Inter-State Settlement	0	4			Inter-State Settlement	0	4
Total Consolidated Fund	2566715	781552			Total Consolidated Fund	2467685	795410
			<b>CFS Balance</b>				
			-99030	13858			
			<b>Contingency Fund</b>				
Appropriation Receipts	0	1429		-753	Expenditure	0	676
<b>Public Account</b>							
Small savings, Provident Fund and Others	294333	44019			Small Savings, Provident Fund and Others	262064	31310
Reserves and Sinking Fund	75771	9457			Reserves and Sinking Fund	65377	15265
Deposits	37623	230938			Deposits	52525	215373
Civil Advances	32094	3566			Civil Advances	33219	4268
Suspense Account	18513	1443463			Suspense Account	10585	1463499
Remittances	2647	152927			Remittances	1490	151443
Total Public Account	460981	1884370			Total Public Account	425260	1881158
			<b>Public Account Balance</b>				
			35721	3212			
<b>Cash Balances</b>							
Opening Cash Balances	94882	7606			Closing Cash Balances	229633	-2287 <sup>11</sup>
			<b>Cash Balance Diff</b>				
			134751	-9893			

3.4 For both the Union and the States, revenue expenditure accounted for around 83 percent of total expenditure (85 percent for the Union Government and 81 percent for the States). Capital expenditure and loans and advances accounted for the balance.

3.5 Revenue expenditure for the Union Government also included grants in aid to States, which formed part of the revenue receipts of the States. Similarly, a significant part of loans and advances of the Union Government were disbursed to the States. Actual expenditure from these receipts of the States occurred at their level. Excluding grants-in-aid and loans and advances,

<sup>10</sup> Consolidated Fund Receipts also included excise duty receipts that were transferred to States. However, the revenue receipts and revenue expenditure indicated above is net of such transfers

<sup>11</sup> Includes Rs.8557 crore representing excess of receipts over expenditure of NCT Delhi adopted here for balancing effect

total combined expenditure of the Union and the States was Rs. 1475655 crores or around 31.24 percent of GDP<sup>12</sup> for the year 2006-07 it was Rs. 1255979 crore.

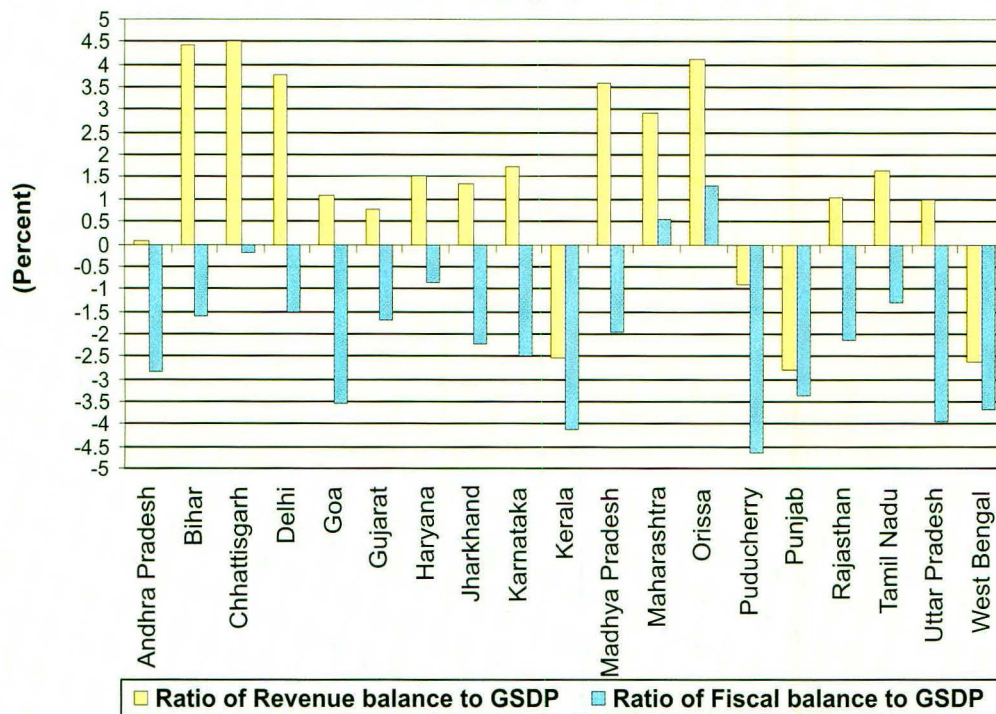
3.6 Combined revenue deficit in 2007-08 was Rs.36068 crore (Rs. -25067 crore for the Union and Rs. 61135 crore for the States) and it was 0.76 percent of GDP (-0.53 percent for the Union and 1.29 percent for the States)<sup>13</sup>

3.7 Combined fiscal deficit would, however get reduced to the extent of loans and advances disbursed by the Union to States. Adjusted combined fiscal deficit was 4.92 percent of the GDP. Unadjusted Combined Revenue deficit was 15.1 percent of fiscal deficit. Revenue deficit was 51.8 percent of the fiscal deficit for the Union. For the States, revenue account was in surplus.

3.8 The interstate comparison in Revenue and Fiscal balances of the States, relating to their respective GSDP (in Graph – V & Graph – VI is as under:

**Graph – V**

**Ratio of Revenue and Fiscal balance to GSDP for General Category States/UTs**



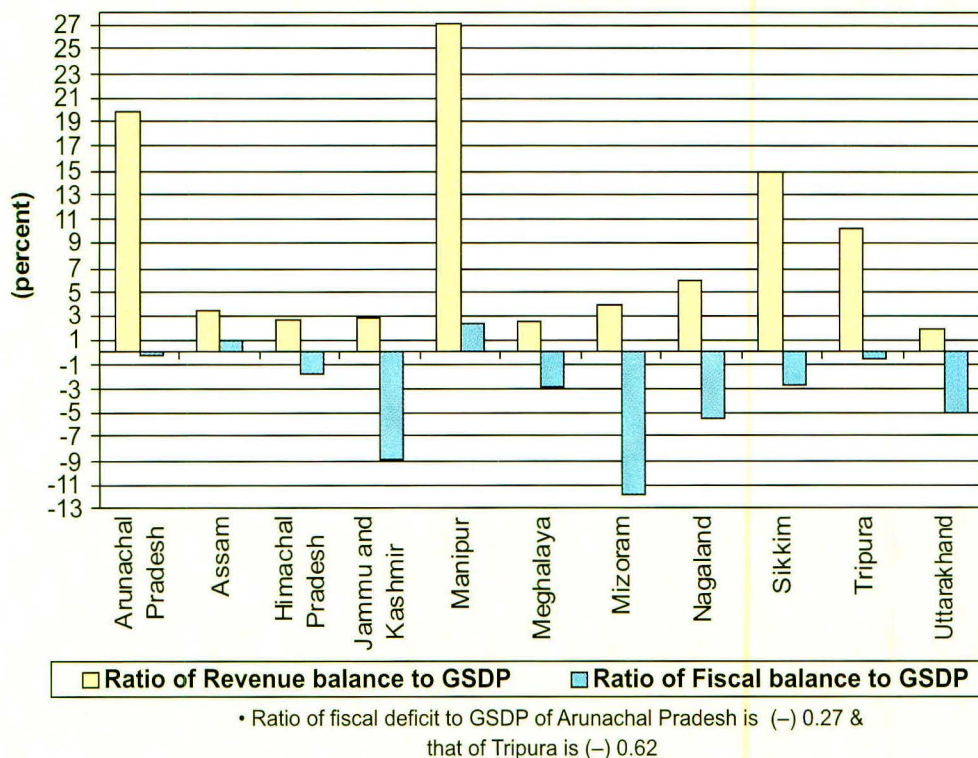
■ Ratio of Revenue balance to GSDP ■ Ratio of Fiscal balance to GSDP

• Revenue surplus to GSDP of Andhra Pradesh is 0.05 ; ratio of fiscal deficit of Chhattisgarh relative to its GSDP is (-) 0.19

<sup>12</sup> The GDP figures (Rs. 4723400 crore) used are as released by CSO and are at market prices. However, for Inter-State comparison; figures used are of Gross State Domestic Product (GSDP) of each state as released by their respective Directorates of Economic and Statistics. The State wise GSDP figures are at factor cost and aggregated state figures are significantly lower (around 21 percent) than National GDP (market price). Even the aggregate of state wise GSDP at factor cost is only 86 percent of GDP at factor cost released by CSO

<sup>13</sup> The ratio of revenue balance (unadjusted) to GDP for the Union would be 1.81 percent and for States (-) 1.05 percent

**Graph – VI**  
**Ratio of Revenue and Fiscal balance to GSDP**  
**of Special Category States**



3.9 This brings us to a detailed analysis of the underlying reasons for the revenue and fiscal balances of the states.

#### 4. Revenue Receipts

4.1 Revenue Receipts of a Government are composed of the following:

- Own tax revenues.
- Receipts from sovereign functions, financial intermediation and user charges for economic and social services provided.
- Devolution of taxes collected by the Union and transferred to the States in terms of the award by the Finance commission (State Governments/UTs)
- Grants-in-aid.(State Governments/UTs)

4.2 The revenue of the Union from the taxes and duties levied and collected by it is indicated in its revenue receipts as net of the share of States transferred to them in terms of the award of the Finance Commission. The States' share in Union pool of taxes and duties form the part of the revenue receipts of the respective State/U.T. Government. Similarly, the grants-in-aid transferred by the Union to the States are in the nature of revenue expenditure of the Union and form part of revenue receipts of the States. The revenue receipts of the Union and the States excluding Grants-in –aid and tax proceeds transferred to States i.e. only from tax and non tax revenue amounted to Rs. 1176546 crores. Figures in Table 3 reveal that around 76 percent of the adjusted revenue came by way of taxes and the rest from non-tax receipts. This proportion, however, significantly varied between the Union and the States and also among States. Graph-VII & Graph-VIII indicates the proportion of various components of resource in total resource across the States.

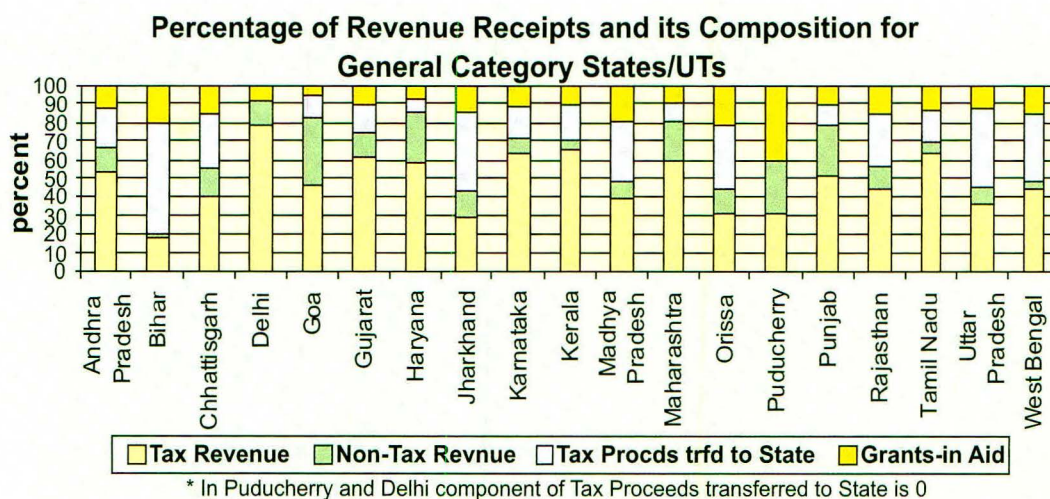
**Table 3: Revenue Receipts and its composition**

(Rs. in crore)

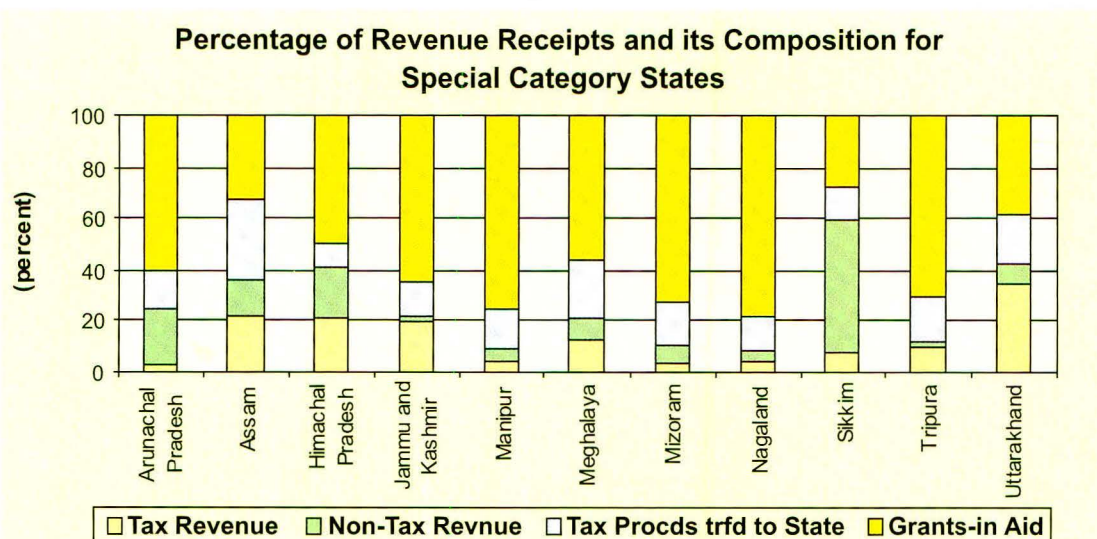
	Union	States	Combined
Revenue Receipts	649426	640381	1289807
(i) Tax Revenue	593147	299163	892310
(ii) Non-Tax Revenue	205357	78879	284236
(iii) Tax Proceeds transferred to State <sup>14</sup>	-151800	151837	+37
(iv) Grants in Aid	2722	110502	113224

4.3. The State-wise variations of revenue receipt and their compositions are depicted in Graph – VII and Graph - VIII

**Graph – VII**



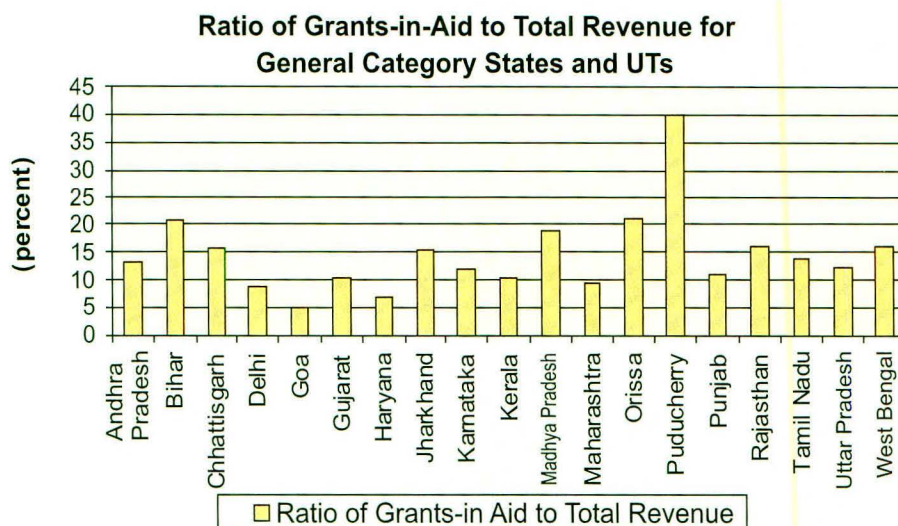
**Graph –VIII**



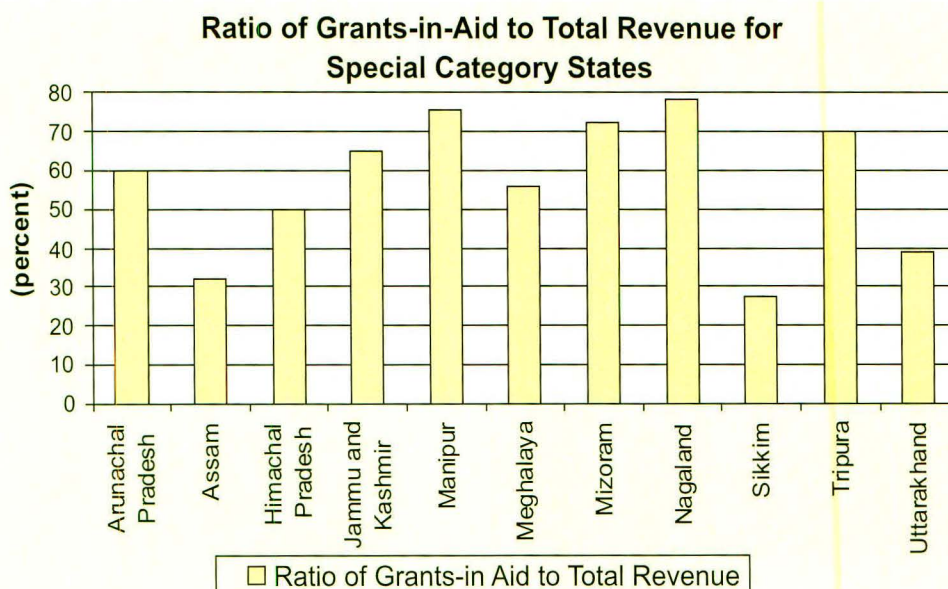
<sup>14</sup> The two amounts devolution of proceeds of taxes by the Union Government to States and States-receipts of the same should be same. The difference between these two figures may be due to non-reconciliation

4.4 In respect of the Special category States, Grants-in-aid form a significant proportion of their total revenue receipts. Grants-in-aid across States is depicted in the Graph-IX & Graph-X below

Graph-IX



Graph-X



4.5 Revenue receipts are linked to economic activity and domestic product is its natural base. Overall combined revenue receipts for Union and States unadjusted for transfers (grants-in-aid) were 27.31 percent of GDP at market prices.<sup>15</sup> These were distributed between the Union and States as 13.75 and 13.56 percent respectively. (Revenue Receipts to GSDP ratio for the States based on the GSDP figures as indicated by their respective Directorates of Economics and Statistics would be 17.22 percent.)<sup>16</sup> Tax receipts were 18.89 percent of GDP (12.56 percent for the Union and 6.33 percent for the States) and non-tax

<sup>15</sup> The adjusted revenue receipts of the Union and State would decline to Rs.1176546 crore and would be 24.91 percent of GDP

<sup>16</sup> In case of all fiscal parameters, the ratio calculated based on national level GDP (market prices) would be lower compared to the ratio based on GSDP of the States

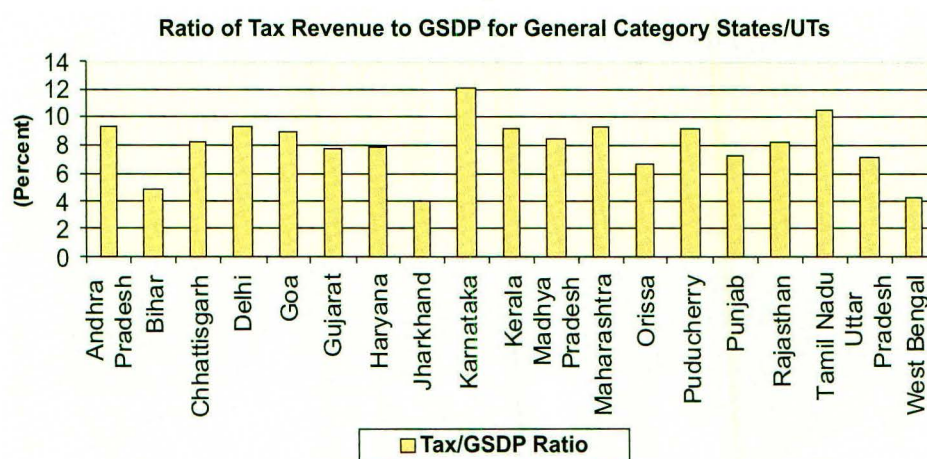
receipts an additional 6.02 percent for Union and States (Table 4). Revenue receipts on per capita basis were Rs. 11334 (Rs. 10339 after adjustment of grants-in-aid to the States.)

**Table 4: Components of Revenue Receipts relative to GDP (Market Prices) (Percentage).**

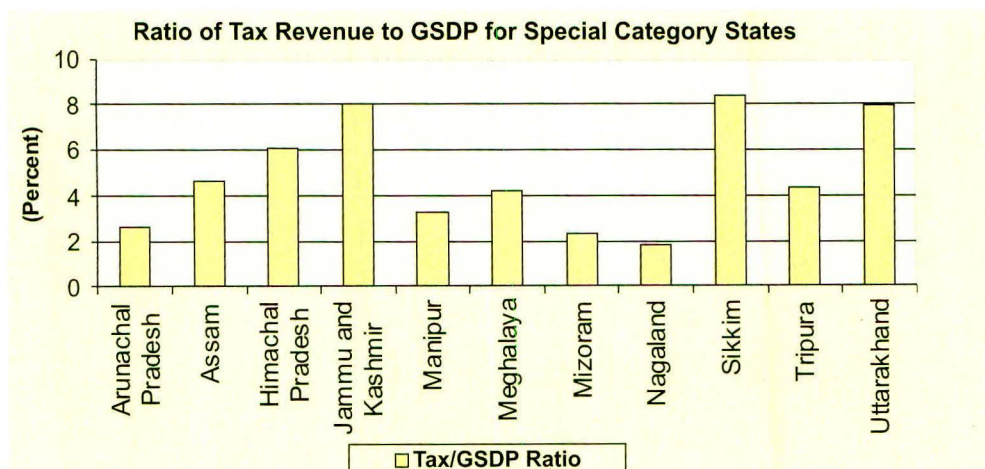
	Union	States	Combined
Revenue Receipts	13.75	13.56	27.31
Tax Revenue	12.56	6.33	18.89
Non-Tax Revenue	4.35	1.67	6.02
Tax Proceeds transferred to States	-3.21	3.21	0.00
Grants in Aid	0.06	2.34	2.40

4.6 The Tax to GSDP ratio across all the States is given in Graph XI and Graph XII below :

**Graph XI**



**Graph XII**



4.7 Both the Union and State Governments had deployed a variety of taxes to raise revenue. These taxes were broadly of three types – income and expenditure taxes or direct taxes; taxes on property transactions and commodities and service tax. Most of the revenue

of the Union Government was generated by income and corporate taxes, customs and excise duties. In the case of States, sales tax, state excise duties (mostly on alcohol), stamp duty and registration fees and taxes on motor vehicles were the major resource generators. However, as a group, commodities and service taxes contributed the most to all State tax resources (Breakup of commodity taxes is in Table 5)

4.8 Revenue receipt from taxes was 12.56 percent of GDP for the Union Government and bulk of that came from direct taxes (6.41 percent of GDP or 51 percent of total tax receipts). In the case of States around 85 percent of tax revenue came from commodities and service taxes with sales tax alone contributing to around 61 percent. Relative to GDP, receipts from State taxes were 6.33 percent.

4.9 For the Union and States combined, nearly 60 percent of the receipts from taxes came from commodities and service taxes while remaining 40 per cent from taxes on income and expenditures and property transactions.



4.10 Taxes on property transactions for both Union and States contributed 5.88 percent of total tax receipts. Though property taxes were mostly levied by the States, their share in total tax revenue of the States was only 14 %. The predominance of the commodity taxes was, therefore, across both the tiers of Government. There was hardly any overlap in receipts from taxes as the domains of the Union and the States were well defined. Even in case of excise duties, the commodities that attract taxes at the Union and the States level were different. Receipts from three major taxes and their share relative to GDP are summarized in Table 5.

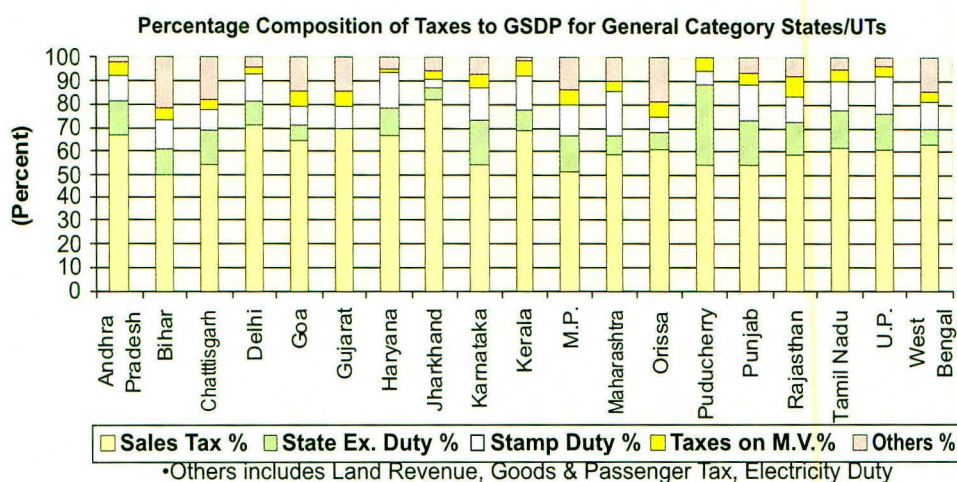
**Table 5: Receipts from Major Taxes and their Shares Relative to GDP**

	Receipts (Rupees in crore)			Percent of GDP		
	Union	States	Combined	Union	States	Combined
Total Tax Revenue	593147	299163	892310	12.56	6.33	18.89
<b>A) Income and Expenditure Taxes</b>	<b>302766</b>	<b>3295</b>	<b>306061</b>	<b>6.41</b>	<b>0.07</b>	<b>6.48</b>
Corporation Tax	192911	0	192911	4.09	0	4.09
Income Tax	102659	0	102659	2.17	0	2.17
Others	7196	3295	10491	0.15	0.07	0.22
<b>B) Property Transactions Taxes</b>	<b>9544</b>	<b>42912</b>	<b>52456</b>	<b>0.20</b>	<b>0.91</b>	<b>1.11</b>
Land Revenue	4	3961	3965	*	0.08	0.08
Stamp Duty and Registration	90	38569	38659	*	0.82	0.82
Others	9450	382	9832	0.20	0.01	0.21
<b>C) Commodities and Service Taxes</b>	<b>280837</b>	<b>252956</b>	<b>533793</b>	<b>5.95</b>	<b>5.35</b>	<b>11.30</b>
Customs Duties	104119	0	104119	2.20	0	2.20
Excise Duties	123611	0	123611	2.62	0	2.62
Service Tax	51302	3	51305	1.09	0	1.09
Sales Tax	1090	182468	183558	0.02	3.86	3.88
State Excise duty	186	35574	35760	0.01	0.75	0.76
Taxes on Motor Vehicles	48	15549	15597	*	0.33	0.33
Goods and Passengers Tax	4	6721	6725	*	0.14	0.14
Electricity Duty	12	9188	9200	*	0.20	0.20
Others	465	3453	3918	0.01	0.07	0.08


4.11 There were, however, significant Inter-State variations in revenue and tax receipts. Tables in Annexure 3 and 4 indicate Inter-State position in respect of various parameters relating to revenue and tax receipts.

4.12 Inter-state variation in various components of tax/revenue are depicted in graph-XIII & graph -XIV.

Graph - XIII



Graph - XIV



4.13 These Inter-State variations could be due to differences in base or rate of taxation or varying levels of compliance or a combination of all of them. Some of the broad conclusions that emerge from these tables are summarized below:

a. Commodity taxes comprising of Sales Tax, Excise Duty, Goods and Passenger Taxes and Motor Vehicle Tax accounted for around 80 percent of the total tax receipts in respect of States. Sales Tax was the most prominent of the commodity taxes. While the average ratio of sales tax receipts to GSDP<sup>17</sup> was 4.91 percent for all States put together, for Mizoram and Nagaland, it was less than 2 percent. The ratio was in the range of 2 to 5 percent for Bihar, Chhattisgarh, Madhya Pradesh, Rajasthan, Uttar Pradesh, West Bengal, Punjab, Arunachal Pradesh Assam, Himachal Pradesh, Manipur, Meghalaya, Jharkhand, Orissa, Tripura,

<sup>17</sup> The GSDP figures used in Inter-State comparisons are as released by the Directorates of Economics and Statistics. Since on aggregate basis, these figures are around 21 percent lower than the GDP at market prices used in summary table, ratio of the receipts and other parameters relative to GSDP in state wise tables differ and are on higher side. There are neither comparable GSDP figures nor are these at market prices. However, since Inter-State comparisons uniformly use the GSDP figures comparability is maintained

Uttarakhand and Sikkim and for some states it exceeded 5 per cent, maximum being 6.50 percent for Tamil Nadu.

b. States were realizing 14 percent of the total tax receipts from Property Taxes including Land Revenue and Stamp Duty and Registration Fees. The overall ratio of the Property Taxes to GSDP was 1.15 per cent, varying from a low of 0.03 percent for Nagaland to 1.78 percent for Maharashtra. The other States, which had the ratio in excess of 1 percent, were Andhra Pradesh, Haryana, Karnataka, Kerala, Madhya Pradesh, Punjab, Rajasthan, Tamil Nadu, Uttar Pradesh and Uttarakhand.

c. In commodity taxes, motor vehicle tax was one of the larger sources of taxes. While the average ratio of motor vehicle tax to GSDP was 0.42 percent, it exceeded 0.50 percent for Andhra Pradesh, Goa, Karnataka, Kerala, Rajasthan and Tamil Nadu.

d. The average ratio of revenue receipts to GSDP for the States was 17.22 percent. For Kerala however, this ratio was close to 15 percent. In Non-special Category States, Puducherry had the highest ratio of 30.07 percent followed by Bihar (26.83 percent), Madhya Pradesh (21.58 percent), Orissa (21.26 per cent) and Chhattisgarh (20.58 percent). The States with the ratio lying between 15 to 20 percent included Andhra Pradesh, Karnataka, Goa, Maharashtra, Rajasthan, Tamil Nadu and Uttar Pradesh. Other states in this category had this ratio within the range of 10 to 15 per cent except in West Bengal where it was 9.75 percent. Special Category States usually had a much higher ratio of revenue receipts to GSDP varying from a low of 21.08 percent for Assam to as high as 114.7 percent for Sikkim. Further it was round to 80 per cent in case of Arunachal Pradesh and exceeded 50 per cent for Manipur and Mizoram. In case of Sikkim, due to larger accruals from lotteries, revenue receipts exceeded GSDP by fifteen percentage points.

e. When population is used as normalizing factor, the State-wise picture undergoes a complete change. As against an average of Rs. 5635 per capita revenue receipts, these were just Rs. 3030 for Bihar. The other States where per capita revenue receipts were also less than Rs. 4000 included Madhya Pradesh, Uttar Pradesh and West Bengal. The index of per capita revenue receipts at 53.77 was lowest for Bihar and at 798.28 highest for Sikkim. Index was less than 100 for Jharkhand, Assam, Madhya Pradesh, Orissa, Rajasthan, Uttar Pradesh and West Bengal.

f. Nearly 59 percent of the revenue receipts were generated by the States from their own resources. However, in the case of Special Category States, particularly, Manipur, Mizoram, Nagaland and Tripura own resources contributed less than 15 percent to their revenue receipts. In case of Sikkim, own resources contributed nearly 60 percent to its revenue receipts, but that was because of large inflow of receipts from lotteries, which were reckoned on gross basis.<sup>18</sup>

4.14 Non-tax receipts of the Union<sup>19</sup> and States could be considered as being composed of mainly two components: receipts from their sovereign functions like judiciary, police etc and income from their past investments which includes receipts from financial intermediation and delivery of social and economic services

<sup>18</sup> Receipts from Lotteries included as receipts from general services.

<sup>19</sup> Though non-tax revenue receipts of both the Union and States are reckoned on gross basis, in case of the Union, in economic services gross receipts from Railways and Telecommunication are also included which make these receipts substantially higher. In case of States, in only a few States Electricity distributions is departmental. These receipts are, therefore, not strictly comparable for these two tiers of Government

**Table 6 Non-Tax Receipts of the Union and the States****(Rs. in crore)**

	<b>Union</b>	<b>States</b>	<b>Combined</b>
Fiscal Services	87	0	87
Financial Intermediation <sup>20</sup>	69112	14895	84007
General Services	14418	26483	40901
Social Services	742	7939	8681
Economic Services	120998	29562	150560
<b>Total Non Tax Receipts</b>	<b>205357</b>	<b>78879</b>	<b>284236</b>

4.15 Combined non-tax receipts for the Union and States was Rs.284236 crore and constituted nearly one fourth of the gross revenue receipts (Table 6). As percent to GDP, non-tax receipts were 6.02 percent. The revenue from economic services accounted for around 52.97 percent of non-tax receipts, while an additional 29.56 percent came from financial intermediation and equity investment. Social services contributed only 3.05 percent to the combined non-tax receipts. Bulk of the non-tax receipts of the Union Government from financial intermediation came as Interest Receipt and dividends and profits. General services, which included police, judiciary, public service commission and other, contributed 14.39 percent to the total non-tax receipts. As was the case with tax receipts, Inter-State variations in non-tax receipts were quite significant. Graph – VII & Graph – VIII highlights the variations. In case of Andhra Pradesh, Bihar, Delhi, Gujarat, Jammu and Kashmir, Karanataka, Kerala, Madhya Pradesh, Tamil Nadu, Tripura, Uttar Pradesh, Uttarakhand and West Bengal non-tax receipts were less than 20 percent of their own resources. However, in absolute terms non-tax revenue is more in Maharashtra, Andhra Pradesh etc. on account of mineral royalties etc.

## **5. Expenditure (Application of Resources)**

5.1 The Union and the States raise resources to perform their sovereign functions, maintain their existing network of delivery of social and economic services, extend the network of these services through capital expenditure and investments and discharge their debt servicing obligations. As indicated below, over 83 percent of the combined expenditure of the Union and States was in the nature of revenue expenditure, primarily to maintain the existing level of social economic services network and for their sovereign functions.

<sup>20</sup> Dividend on equity investment and interest receipts on loans and advances are the two components of non-tax receipts from fiscal intermediation. However, at both the tiers of Government, only a part of their incremental (also outstanding) borrowing was used for this intermediation and bulk of that was used for their own operations

5.2 Total gross revenue expenditure of the Union and States was Rs.1325875 crore in 2007-08. The composition of revenue expenditure in terms of some of critical functions is indicated in Table 7.

**Table 7: Composition of Revenue Expenditure**

(Rs. in crore)

	Union	States	Combined
Organs of State	2166	5327	7493
Fiscal Services	3827	8736	12563
Financial Intermediation	179987	109788	289775
Administrative Services	19223	45145	64368
Miscellaneous General Services	13085	5664	18749
Pensions <sup>21</sup>	24261	56466	80727
Defence	57358	0	57358
<b>Total General Services</b>	<b>299907</b>	<b>231126</b>	<b>531033</b>
Social Services	61482	208923	270405
Economic Services	263494	134060	397554
Grants-in-aid	109978	16905	126883
<b>Total</b>	<b>734861</b>	<b>591014</b>	<b>1325875</b>

5.3 It may also be possible to decompose revenue expenditure as expenditure on account of past commitments (expenditure on financial intermediation: largely the interest payments and pensions would fall into this category), developmental activities (economic and social services expenditure may be treated as largely developmental) and residual (defence, administration and organization of state would be the residual). Grants-in-aid by a higher tier of Government to the lower tier are actually a transfer payment where the final expenditure is incurred by the recipient. Excluding the grants component, 31 percent of the revenue expenditure of the Union and the States was on account of past obligation (contractual in nature), nearly 56 percent on economic and social services and around 13 percent on residual functions. Revenue receipts were able to meet about 97 percent of revenue expenditure for both the Union and the States and the balance was met from borrowings or other capital receipts.

### Capital Expenditure

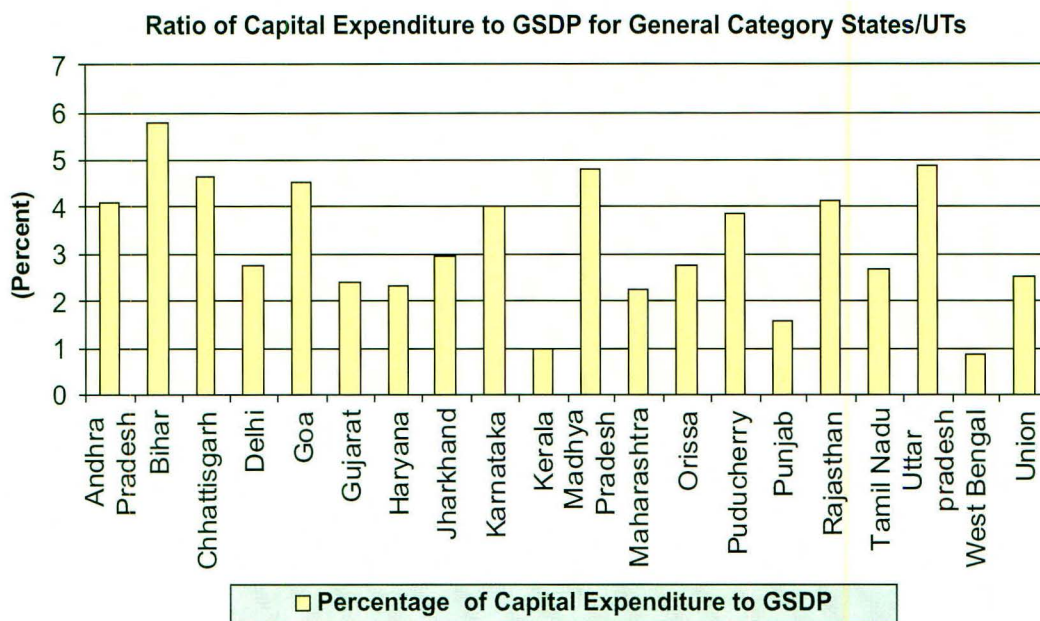
5.4 In the case of expenditure on past obligations and residual functions, expenditure in the nature of capital and loans and advances tends to be insignificant. Bulk of capital expenditure and loans and advances are for extending the network of social and economic infrastructure. Combined expenditure of the Union and the States on social and economic services was Rs. 878901 crore. It was around 18.6 percent of GDP and Rs. 7723 on per capita basis. While the States contributed to over 79 percent of combined expenditure on social services, their contribution in expenditure on economic services was around 41 percent. Expenditure on social services for both the Union and States had a strong revenue expenditure bias, which constituted over 89 percent of total expenditure. In case of expenditure on economic services, revenue expenditure across the two tiers of Government

<sup>21</sup> Pension Expenditure does not include pension to Railways employees

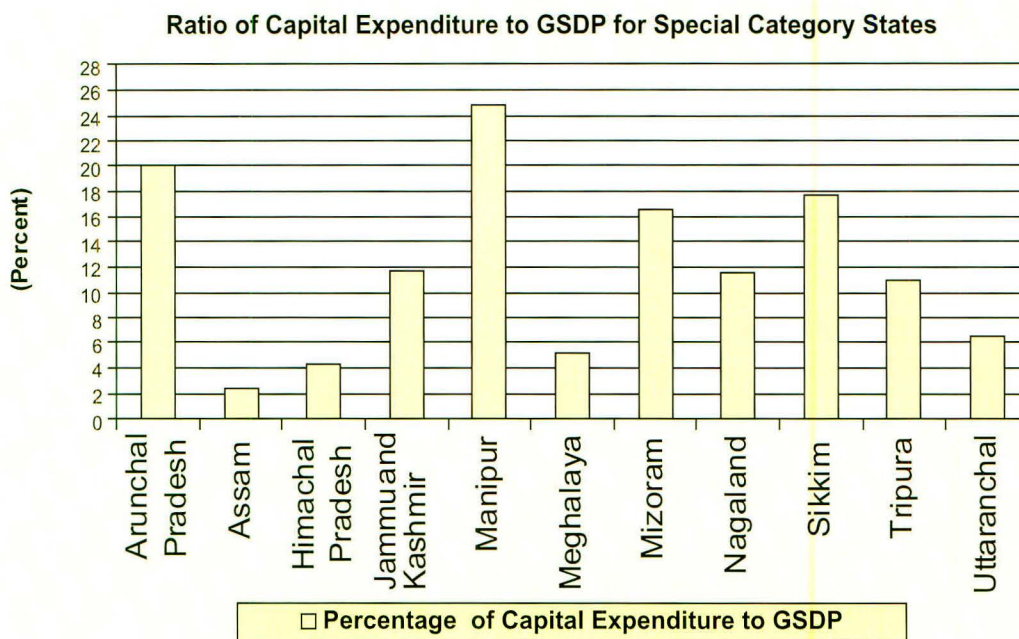
differed significantly. In case of the States about one third of total expenditure was in the nature of capital expenditure.

5.5 The position of Capital Expenditure (excluding loans and advances) across States are depicted in Graph XV & XVI

Graph-XV

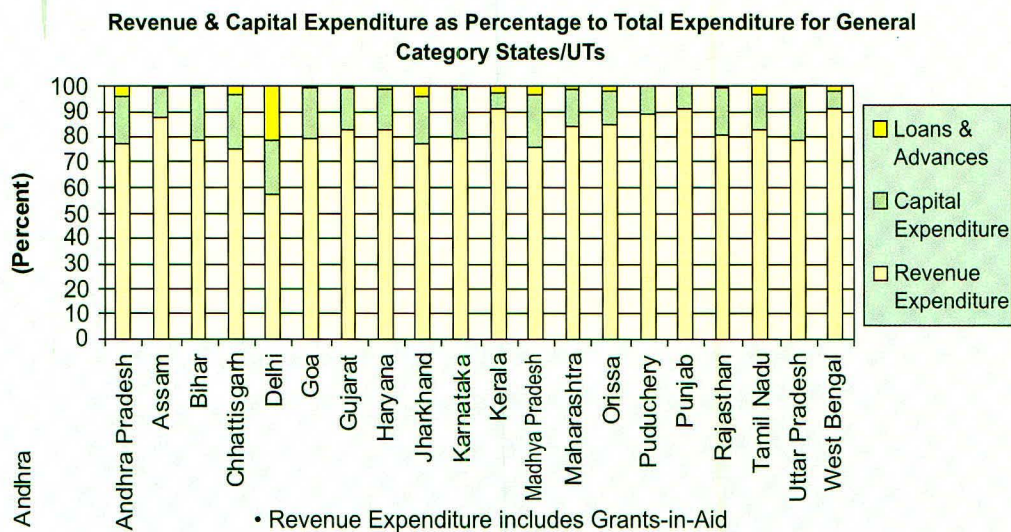


Graph-XVI

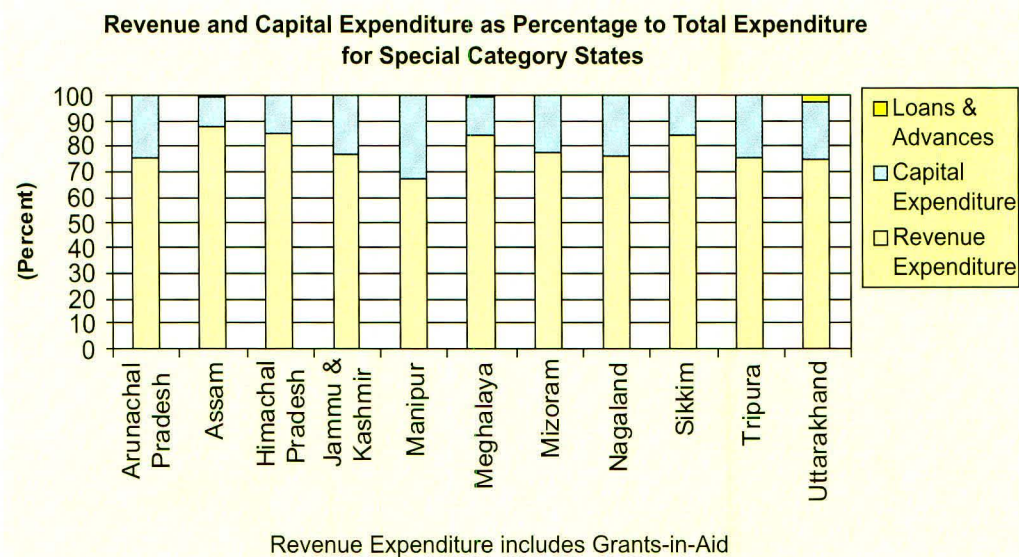


5.6 The share of revenue & capital expenditure to total expenditure varied as shown in graph- XVII and graph – XVIII below. Loans and advance formed a small proportion of total capital expenditure of the States:

**Graph- XVII**



**Graph- XVIII**



5.7 Within the overall revenue expenditure, it may be important to look at the pension payments separately both in absolute numbers and also relative to revenue receipts of the Union and the States. Overall pension payments represented 6.26 percent of the revenue receipts of the Union and the States. (It was 3.73 percent of revenue receipt for the Union Government and 8.8 percent of the revenue receipts for the States.) There were, however, significant Inter-State variations in expenditure on pensions. At 23.3 percent of revenue receipts, Kerala was on top of the table. West Bengal, Tamil Nadu and Punjab (13.2, 12.7 and 12.6 percent respectively) were the other States where pension payments took away over 12 percent of the revenue receipts. Inter-State comparative picture of pension payments giving the absolute figures and these payments relative to the revenue receipts is indicated in Annexure 5.

5.8 There continued to be significant Inter-State variation in major parameters relating to expenditure. Some of these are indicated in Annexure 6. Major conclusions from these variations are as under:

- a. The ratio of revenue expenditure to total expenditure was largely range bound. Except for Delhi, Chhattisgarh, Arunachal Pradesh, Manipur and Uttarakhand all the other States had their ratio of revenue expenditure to total expenditure in excess of 75 percent. However, in the case of Kerala, Punjab and West Bengal revenue expenditure accounted for more than 90 percent of total expenditure.
- b. The committed component of revenue expenditure comprising of interest payments, and pension (which are in the nature of the payments for the past liabilities) was around 29 percent of revenue expenditure net of grants-in-aid. However, in the case of Chhattisgarh, Puducherry, Arunachal Pradesh, Meghalaya, Mizoram and Sikkim it was less than 20 percent. It exceeded 30 percent in case of Gujarat, Kerala, Orissa, Punjab, Uttar Pradesh, Tamil Nadu, West Bengal and Himachal Pradesh.
- c. Development expenditure comprising the expenditure of social and economic services accounted for 64.98 percent of the total expenditure of all the States. For Punjab and Sikkim it was less than 50 percent.

5.9 The development expenditure on social and economic services at a further disaggregated level in terms of activities/functions is dealt with the succeeding paragraphs.

**Table 8: Developmental Expenditure**

(Rs. in crore)

	Union	States	Combine
<b>Social Services</b>			
Revenue Expenditure	61482	208923	270405
Capital Expenditure	1765	22479	24244
Loans and Advances	1634	6714	8348
<b>Revenue Expenditure on Social Services as percent to Total Expenditure</b>	<b>94.76</b>	<b>87.74</b>	<b>89.24</b>
<b>Economic Services</b>			
Revenue Expenditure	263494	134060	397554
Capital Expenditure	73621	93252	166873
Loans and Advances	3062	8415	11477
<b>Revenue Expenditure on Economic Services as percent to Total Expenditure</b>	<b>77.46</b>	<b>56.87</b>	<b>69.03</b>
<b>Total Developmental Expenditure</b>	<b>405058</b>	<b>473843</b>	<b>878901</b>
<b>Revenue Expenditure as percent to Total Developmental Expenditure</b>	<b>80.23</b>	<b>72.38</b>	<b>76.00</b>



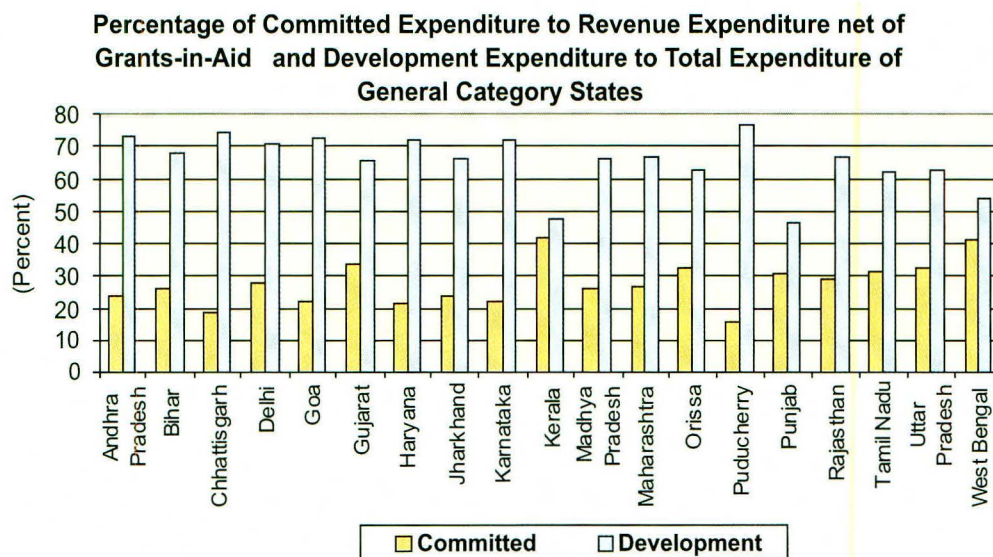
**Table 9 : Function Based Revenue Expenditure on Social Services-Basic Parameters**

	Revenue Expenditure (Rs. in crore)		Per Capita Expenditure (Rupees)		Expenditure as percent of GDP		Expenditure as percent to Revenue Expenditure	
	Union	States	Union	States	Union	States	Union	States
Education, Art and Culture	25549	102864	225	904	0.54	2.18	3.48	17.40
Medical and Public Health	5284	23011	46	202	0.11	0.49	0.72	3.89
Family Welfare	5704	3458	50	30	0.12	0.07	0.78	0.58
Water Supply and Sanitation	3222	10030	28	88	0.07	0.21	0.44	1.70
Housing	4357	4270	38	38	0.09	0.09	0.59	0.72
Urban Development	423	15402	4	135	0.01	0.32	0.06	2.61
Information and Broadcasting	1343	1452	12	13	0.03	0.03	0.18	0.24
Labour	1652	2400	14	21	0.04	0.05	0.22	0.41
Social Security	11462	17889	101	157	0.24	0.38	1.56	3.03
Natural Calamities	1891	6595	17	58	0.04	0.14	0.26	1.12
Others	595	21552	5	190	0.01	0.46	0.08	3.65
<b>Total Social Services</b>	<b>61482</b>	<b>208923</b>	<b>540</b>	<b>1836</b>	<b>1.30</b>	<b>4.42</b>	<b>8.37</b>	<b>35.35</b>

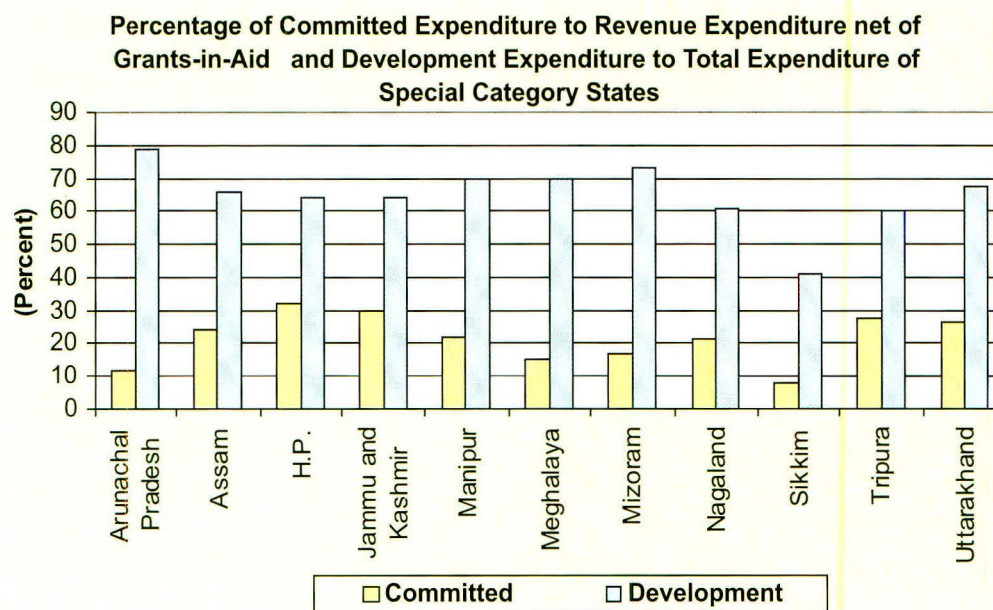
5.10 Education, Health and Family Welfare, Housing and Urban Development, Relief to mitigate the impact of Natural Calamities, Social Security, Information and Publicity and Labour have been the major constituents of expenditure on social services. As the responsibility of making the provision of social services vests largely with the States, the revenue expenditure incurred on social services by the States at Rs. 208923 crore constituted 35 percent of their total revenue expenditure while this percentage for the Union Government was only 8 percent during 2007-08. Adding revenue expenditure incurred on economic services increases these percentages to 58 percent for States and to 44 percent in case of Union indicating the predominant role assumed by the Union in creating the economic infrastructure in the country. Further, all States combined have incurred 67 percent of revenue expenditure on social services on education, including art and culture, medical and public health including family welfare and water supply and sanitation during the year 2007-08. Union Government spent slightly more than 1/3<sup>rd</sup> of its total revenue on social sectors under these heads indicating that States are being assisted by the Union through various centrally sponsored schemes in these sectors. Education and Health sectors are being accorded priority both by the Union and the State Governments, which is reflected by the fact that 58 percent of total revenue expenditure on social sectors had been incurred on these two sectors by all States taken together while Union Government spent 42 percent of its revenue expenditure earmarked for social sectors towards education to assist the States to attain the goal of universalisation access to basic primary education covering all the segments/social groups not reached so far.

5.11 The development expenditure has been represented graphically in Graph-XIX and Graph-XX below:

**Graph-XIX**



**Graph-XX**



5.12 In expenditure on economic services, the share of Union Government was predominant. In communication, transport, food storage and warehousing, industry and scientific research, the expenditure by the States was even less. On the other hand, in Rural Development, Irrigation and Flood Control and Energy, the States had a relatively bigger role.

**Table – 10: Function Based Revenue Expenditure on Economic Services- Basic Parameters**

	Revenue Expenditure (Rs. in crore)		Per Capita Expenditure (Rupees)		Expenditure as Percent to GDP		Expenditure as Percent to Revenue Expenditure	
	Union	States	Union	States	Union	States	Union	States
Agriculture and Allied Services	36509	28540	321	251	0.77	0.60	4.97	4.83
Food Storage and Ware Housing	31891	2154	280	19	0.68	0.05	4.34	0.36
Rural Development	19751	22122	173	194	0.42	0.47	2.69	3.74
Special Area Programmes	1881	1395	16	12	0.04	0.03	0.26	0.23
Irrigation and Flood Control	410	16417	4	144	0.01	0.35	0.06	2.78
Energy	29651	31083	261	273	0.63	0.66	4.03	5.26
Industry	27065	6257	238	55	0.57	0.13	3.68	1.06
Transport	94707	17547	832	154	2.00	0.37	12.89	2.97
Communication	8514	48	75	1	0.18	0	1.16	0.01
Scientific Research	8321	365	73	3	0.18	0.01	1.13	0.06
Others	4794	8132	42	72	0.10	0.17	0.65	1.38
<b>Total Economic Services</b>	<b>263494</b>	<b>134060</b>	<b>2315</b>	<b>1178</b>	<b>5.58</b>	<b>2.84</b>	<b>35.86</b>	<b>22.68</b>

5.13 Most of stakeholders and seekers of information had desired information on recovery of user charges by the state on its economic and social infrastructure network. Recovery of user charges<sup>22</sup> as a percentage of total revenue expenditure as well as to non-plan revenue expenditure (NPRE) incurred for some important social and economic services for the Union and the States is indicated in Table 11. As non-plan revenue expenditure component of revenue expenditure is largely incurred on maintenance as well as to continue to run these services, user charges as percent to NPRE is likely to present better depiction of the information.

**Table – 11: Recovery of User Charges from Select Social and Economic Services (Percent)**

	Union		States		Combined	
	UC/RE	UC/NPRE*	UC/RE	UC/NPRE*	UC/RE	UC/NPRE*
Education Art and Culture	0.37	1.96	2.29	2.84	1.91	2.79
Medical and Public Health	2.29	6.30	3.96	4.89	3.65	5.02
Family Welfare	0.59	-29.27	0.28	1.80	0.48	10.24
Social Services	1.21	3.24	3.80	5.76	3.21	5.40
Economic Services	45.92	60.06	22.05	31.98	37.87	51.23

\* Non-Plan Revenue Expenditure

<sup>22</sup> Recovery of user charges has been defined as the ratio of revenue receipt from a specified service to revenue expenditure expressed as percent. Both receipts and revenue expenditure are on gross basis as indicated in Finance Accounts

5.14 The recovery of overall user charges for social services was 1.21 percent of revenue expenditure for the Union Government and 3.80 percent for the States. The corresponding percentages with respect to non-plan revenue expenditure were 3.24 for Union Government and 5.76 for States. For economic services, however recovery appeared to be better for the Union Government. Notwithstanding the overall poor recovery, significant Inter-State variations were also observed across these services, which are indicated in Annexure 7. Broad conclusions are summarized as under:

a. Revenue receipts from the social services in the form of recovery of user charges, assessed as the ratio to revenue expenditure incurred on them continued to remain poor which was 3.80 percent. It was only in case of States of Punjab, Goa, Haryana, Gujarat, Tamil Nadu, Himachal Pradesh and Uttar Pradesh where it exceeded 3 percent. In case of Haryana, it was close to 53 percent owing to large inflow of receipts from development charges on account of conversion charges of land from Agriculture to residential and Licence Fee from 1997.

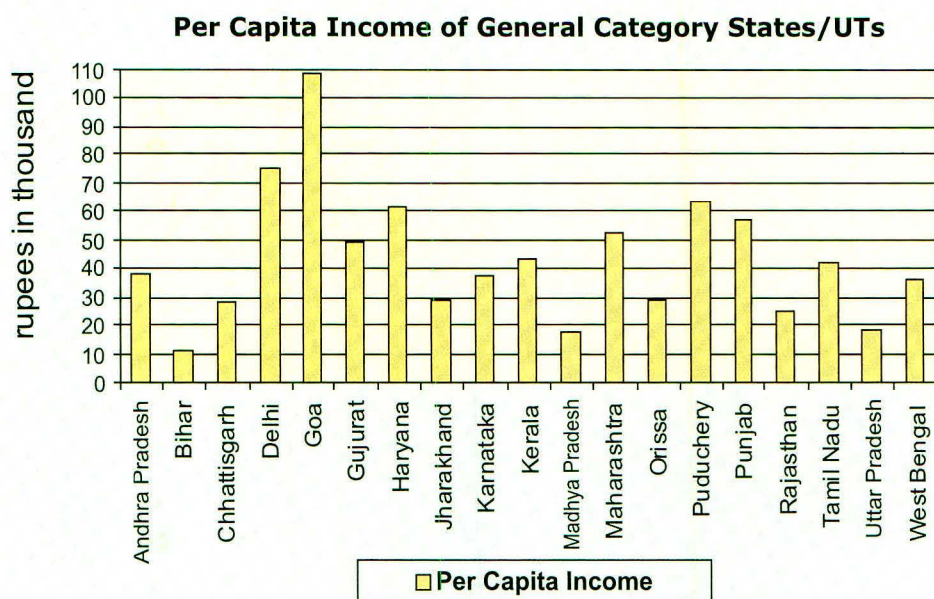
b. In respect of education, the average recovery was 2.29 percent. The States, which had the recovery rates higher than the all States average, were Haryana, Goa, Tamil Nadu, Uttar Pradesh and Himachal Pradesh.

c. In case of medical and public health though the average recovery was 3.96 percent it exceeded 5 percent for Goa, Gujarat, Haryana, Maharashtra, Punjab and Tamil Nadu.

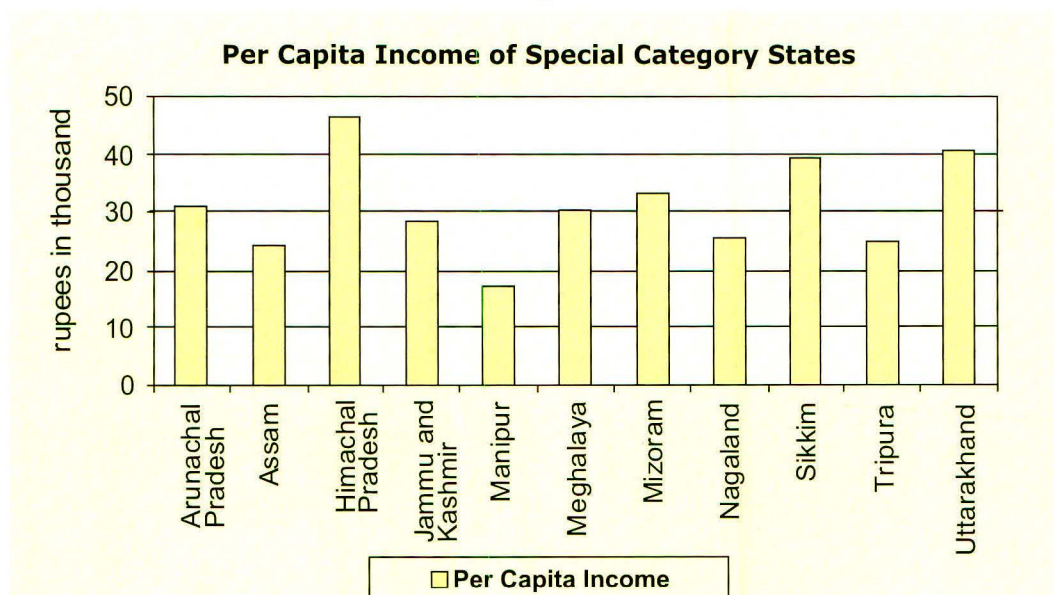
d. In case of economic services, the average recovery was 22.05 percent. Higher recoveries were observed in case of Chhattisgarh, Goa, Gujarat, Jharkhand, Madhya Pradesh, Orissa, Himachal Pradesh, Puducherry, Arunachal Pradesh, Assam, Sikkim and Uttarakhand. These States either had a significant amount of revenue from royalty from minerals or revenue from forest. Recovery rates of economic services were less than 10 percent for Bihar, Delhi, Punjab, West Bengal, Jammu and Kashmir and Tripura.

5.15 Per Capita income for each of the General and Special Category State is presented in Graph XXI and Graph XXII.

Graph-XXI



Graph- XXII



5.15 This broad overview of accounts provides the basic details for the key stakeholders. For a detailed analysis one can refer to Finance Accounts of the Union or of any specific State, which are also in public domain.

**Total Assets, Liabilities and Per Capita Assets, Ratio of Assets to Liabilities and Revenue Receipt**

	Total Assets 2006-07 (Rs. in crore)	Total Liabilities 2006-07 (Rs. in crore)	Total Assets (Rs. in crore)	Total Liabilities (Rs. in crore)	Liabilities to GSDP Ratio	Ratio of Assets/ Liabilities (Percent)	Ratio of assets to revenue receipt (Ratio)
Andhra Pradesh	69817	89368	88928	101761	32.64	87.39	1.64
Bihar	39461	46410	46684	48986	46.59	95.30	1.65
Chhattisgarh	12878	14447	16481	14972	22.20	110.08	1.19
Delhi	53675	25568	58572	25339*	18.57	231.15	3.93
Goa	4838	5862	5774	6802	44.82	84.89	1.96
Gujarat	60899	91720	72093	100668	35.94	71.61	2.02
Haryana	25235	29311	28076	29921	20.27	93.83	1.42
Jharkhand	13809	19136	17110	21274	24.28	80.43	1.42
Karnataka	56857	60247	64012	63293	29.40	101.14	1.56
Kerala	18824	52515	21441	58875	39.65	36.42	1.02
Madhya Pradesh	45366	53316	52129	55507	39.03	93.91	1.70
Maharashtra	97134	160706	113142	161904	31.79	69.88	1.42
Orissa	29036	42792	33355	42867	41.50	77.81	1.52
Puducherry	2488	2168	3424	3169*	44.61	108.05	1.60
Punjab	23724	51100	24704	55901	40.66	44.19	1.28
Rajasthan	45188	71116	52816	77092	48.33	68.51	1.72
Tamil Nadu	49233	71786	59123	77090	27.60	76.69	1.24
Uttar Pradesh	82281	164845	100510	178351	51.30	56.36	1.46
West Bengal	40637	123902	45095	136511	44.13	33.03	1.49
<b>Special Category States</b>							
Arunachal Pradesh	5589	2254	6801	2721	72.75	249.94	2.26
Assam	17949	17830	21203	18503	25.45	114.59	1.38
Himachal Pradesh	10435	18451	12683	19849	62.08	63.90	1.39
Jammu and Kashmir	23602	21029	27358	23867	75.07	114.63	2.09
Manipur	5562	3958	7142	4322	96.80	165.25	2.04
Meghalaya	4084	2739	4636	3103	40.80	149.40	1.90
Mizoram	3894	3437	4649	4059	122.81	114.54	2.28
Nagaland	4313	2980	5047	3299	46.02	152.99	1.68
Sikkim	3115	1483	3777	1794	76.24	210.53	1.40
Tripura	7094	4482	7906	4426	51.94	178.63	2.16
Uttarakhand	6550	11499	8796	13109	37.94	67.10	1.11
<b>All States</b>	<b>863567</b>	<b>1266457</b>	<b>1013467</b>	<b>1359335</b>	<b>36.56</b>	<b>74.56</b>	<b>1.58</b>

**Note:** The total population as per CSO is 113.80 crores. The population figure of the States is 113.64 crore as intimated by the respective Directorates of Statistics on the basis of which per-capita assets of individual States has been worked out.

\* Does not include Public Accounts, which is included in the Union Government Account

## Parameters of Fiscal Imbalances

	Revenue deficit: Deficit (-) Surplus (+) (Rs. in crore)	Fiscal deficit: Deficit (-) Surplus (+) (Rs. in crore)	Incremental Liabilities <sup>23</sup> (Rs. in crore)	RB/ GSDP (percent)	FB/ GSDP (percent)	RB/Revenue Receipt (percent)	RB/FB (percent)	Incremental Liabilities/RR (percent)
Andhra Pradesh	160	-8786	10746	0.05	-2.82	0.30	Surplus	19.85
Bihar	4647	-1703	1900	4.42	-1.62	16.47	Surplus	6.74
Chhattisgarh	3039	-127	378	4.51	-0.19	21.90	Surplus	2.72
Delhi	5141	-2041	-229	3.77	-1.50	34.48	Surplus	-1.54
Goa	166	-541	594	1.09	-3.56	5.64	Surplus	20.18
Gujarat	2151	-4770	8481	0.77	-1.70	6.03	Surplus	23.76
Haryana	2224	-1264	502	1.51	-0.86	11.26	Surplus	2.54
Jharkhand	1194	-1944	2198	1.36	-2.22	9.93	Surplus	18.28
Karnataka	3776	-5331	2459	1.75	-2.48	9.18	Surplus	5.98
Kerala	-3785	-6101	5947	-2.55	-4.11	-17.93	62.04	28.18
Madhya Pradesh	5088	-2784	2032	3.58	-1.96	16.58	Surplus	6.62
Maharashtra	14803	2821	-94	2.91	0.55	18.60	Surplus	-0.12
Orissa	4244	1323	-941	4.11	1.28	19.32	Surplus	-4.28
Puducherry	-65	-331	755	-0.92	-4.66	-3.04	19.64	35.35
Punjab	-3823	-4604	4948	-2.78	-3.35	-19.87	83.04	25.72
Rajasthan	1653	-3408	5991	1.04	2.14	5.37	Surplus	19.46
Tamil Nadu	4545	-3685	4751	1.63	1.32	9.56	Surplus	10.00
Uttar Pradesh	3449	-13794	12092	0.99	3.97	5.02	Surplus	17.61
West Bengal	-8147	-11400	11582	-2.63	3.69	-27.01	71.46	38.39
<b>Special Category States</b>								
Arunachal Pradesh	743	-10	268	19.87	-0.27	24.74	Surplus	8.92
Assam	2581	790	1184	3.55	1.09	16.84	Surplus	7.73
Himachal Pradesh	850	-552	1347	2.66	-1.73	9.30	Surplus	14.73
Jammu and Kashmir	919	-2834	2763	2.89	-8.91	7.01	Surplus	21.08
Manipur	1216	102	341	27.23	2.28	34.66	Surplus	9.72
Meghalaya	187	-215	380	2.46	-2.83	7.66	Surplus	15.57
Mizoram	132	-390	282	3.99	-11.80	6.47	Surplus	13.82
Nagaland	424	-398	332	5.91	-5.55	14.15	Surplus	11.08
Sikkim	350	-65	263	14.87	-2.76	12.97	Surplus	9.74
Tripura	868	-53	5	10.19	-0.62	23.70	Surplus	0.14
Uttarakhand	637	-1742	1358	1.84	-5.04	8.07	Surplus	17.21
<b>All States</b>	<b>49367</b>	<b>-73837</b>	<b>82615</b>	<b>1.33</b>	<b>-1.99</b>	<b>7.71</b>	<b>Surplus</b>	<b>12.90</b>

<sup>23</sup> Normally fiscal deficit and incremental liabilities should be same. These have, however, differed because of the impact of suspense, remittances and advances. Increase in disbursements in these heads, would increase the need for additional resources, the same may not get fully reflected in demand, which fiscal deficit would suggest

## Parameters of Revenue Receipts

	Revenue Receipt (Rs. in crore)	RR/ GSDP Ratio (percent)	Per Capita RR (Rupees)	Per Capita RR Index (percent)	Own Resources/ RR Ratio (percent)
Andhra Pradesh	54143	17.37	6603	117.18	66.23
Bihar	28210	26.83	3030	53.77	19.89
Chhattisgarh	13879	20.58	5906	104.81	55.04
Delhi	14912	10.93	8876	157.52	91.20
Goa	2944	19.40	21029	373.19	81.62
Gujarat	35690	12.74	6283	111.50	74.23
Haryana	19751	13.38	8230	146.05	84.63
Jharkhand	12026	13.73	4009	71.14	42.19
Karnataka	41151	19.11	7169	127.22	71.31
Kerala	21107	14.21	6190	109.85	70.49
Madhya Pradesh	30689	21.58	3895	69.12	48.08
Maharashtra	79583	15.62	8213	145.75	81.02
Orissa	21967	21.26	5533	98.19	43.29
Puducherry	2136	30.07	19418	344.60	59.88
Punjab	19238	13.99	7917	140.50	78.77
Rajasthan	30781	19.30	4757	84.42	56.30
Tamil Nadu	47520	17.01	7211	127.97	69.28
Uttar Pradesh	68672	19.75	3637	64.54	44.81
West Bengal	30167	9.75	3479	61.74	48.39
<b>Special Category States</b>					
Arunachal Pradesh	3003	80.29	25025	444.10	25.14
Assam	15325	21.08	5160	91.57	35.85
Himachal Pradesh	9142	28.59	13249	235.12	41.36
Jammu and Kashmir	13108	41.23	11704	207.70	21.64
Manipur	3508	78.57	13492	239.43	8.92
Meghalaya	2441	32.10	9764	173.27	21.22
Mizoram	2040	61.72	20400	362.02	10.20
Nagaland	2996	41.79	10700	189.88	8.38
Sikkim	2699	*114.70	44983	798.28	59.69
Tripura	3662	42.97	10771	191.14	12.26
Uttarakhand	7891	22.84	9284	164.76	43.18
<b>All States</b>	<b>640381</b>	<b>17.22</b>	<b>5635</b>	<b>100</b>	<b>59.03</b>

\* Includes receipt from lotteries.



## Annexure 4

## Parameters of Tax Receipts and Tax-GSDP Ratio

	Tax Revenue (Rs. in crore)	Tax/GSDP Ratio (percent)	Property Tax (percent to GSDP)	Commodity Taxes (percent to GSDP)	Sales Tax* (per cent to GSDP)	Motor Vehicle Tax (per cent to GSDP)
Andhra Pradesh	28794	9.24	1.07	8.06	6.10	0.51
Bihar	5086	4.84	0.70	4.14	2.41	0.26
Chhattisgarh	5618	8.33	0.82	7.50	4.48	0.41
Delhi	11782	8.64	0.97	7.67	6.09	0.31
Goa	1360	8.96	0.82	8.13	5.79	0.54
Gujarat	21885	7.81	1.00	6.76	5.39	0.47
Haryana	11618	7.87	1.20	6.67	5.23	0.16
Jharkhand	3473	3.96	0.21	3.76	3.25	0.16
Karnataka	25987	12.07	1.65	10.21	6.45	0.77
Kerala	13669	9.21	1.44	7.75	6.31	0.57
Madhya Pradesh	12018	8.45	1.17	7.15	4.25	0.49
Maharashtra	47529	9.33	1.78	7.26	5.25	0.42
Orissa	6856	6.64	0.66	5.89	3.99	0.45
Puducherry	653	9.19	0.59	8.60	5.00	0.45
Punjab	9899	7.20	1.15	6.05	3.89	0.36
Rajasthan	13275	8.32	1.10	7.22	4.86	0.73
Tamil Nadu	29619	10.61	1.40	9.21	6.50	0.53
Uttar Pradesh	24959	7.18	1.26	5.92	4.32	0.33
West Bengal	13126	4.24	0.79	3.35	2.61	0.17
<b>Special Category States</b>						
Arunachal Pradesh	98	2.62	0.08	2.54	2.06	0.16
Assam	3360	4.62	0.26	4.18	3.70	0.19
Himachal Pradesh	1958	6.13	0.28	5.85	3.42	0.36
Jammu and Kashmir	2558	8.05	0.24	7.81	5.68	0.23
Manipur	148	3.31	0.09	2.89	2.71	0.07
Meghalaya	319	4.19	0.11	4.08	3.09	0.14
Mizoram	78	2.36	0.06	2.15	1.88	0.15
Nagaland	132	1.84	0.03	1.56	1.33	0.17
Sikkim	197	8.37	0.30	5.99	3.44	0.25
Tripura	370	4.34	0.21	3.85	3.11	0.27
Uttarakhand	2739	7.92	1.30	6.61	4.71	0.45
<b>All States</b>	<b>299163</b>	<b>8.05</b>	<b>1.15</b>	<b>6.80</b>	<b>4.91</b>	<b>0.42</b>

\* A component of Commodity Tax.

## Expenditure on Pension Payments

	Expenditure on Pensions (Rs in crore)	Expenditure on Pensions as percent to Revenue Receipts
Andhra Pradesh	5092.1	9.4
Bihar	2788.9	9.9
Chhattisgarh	684.5	4.9
Delhi	@ 0	0
Goa	140.1	4.8
Gujarat	2979.4	8.3
Haryana	1297.5	6.6
Jharkhand	818.3	6.8
Karnataka	3240.6	7.9
Kerala	4924.5	23.3
Madhya Pradesh	1964.3	6.4
Maharashtra	4191.3	5.3
Orissa	1801.4	8.2
Puducherry	120.0	5.6
Punjab	2432.6	12.6
Rajasthan	2564.2	8.3
Tamil Nadu	6017.0	12.7
Uttar Pradesh	6136.2	8.9
West Bengal	3995.4	13.2
<b>Special Category States</b>		
Arunachal Pradesh	108.8	3.6
Assam	1340.7	8.7
Himachal Pradesh	949.3	10.4
Jammu and Kashmir	1193.3	9.1
Manipur	205.7	5.9
Meghalaya	134.7	5.5
Mizoram	97.1	4.8
Nagaland	259.7	8.7
Sikkim	50.2	1.9
Tripura	315.3	8.6
Uttarakhand	622.9	7.9
<b>All States</b>	<b>56466.0</b>	<b>8.8</b>

@ Expenditure on pension pertaining to NCT Delhi is debited to Union Government Accounts, as the Government of India has not transferred the Pension Scheme to NCT Delhi.

## Parameters of Expenditure

	Total Expenditure (Rs. in crore)	Revenue Expenditure/ TE (percent)	Committed Expenditure t to Revenue Expenditure net of Grants in aid.(percent)*	Development Expenditure (Revenue+Capital + Loans and Advances) to total Expenditure (percent)**
Andhra Pradesh	69678	77.48	24.30	73.38
Bihar	29939	78.70	27.57	68.31
Chhattisgarh	14471	74.91	18.69	74.44
Delhi	17184	56.85	27.51	64.31
Goa	3491	79.58	21.85	70.54
Gujarat	40769	82.27	34.03	72.90
Haryana	21239	82.52	21.48	65.90
Jharkhand	14014	77.30	23.79	72.25
Karnataka	46780	79.90	21.85	66.26
Kerala	27259	91.32	41.58	71.92
Madhya Pradesh	33589	76.22	25.61	66.51
Maharashtra	77495	83.59	26.55	66.95
Orissa	20999	84.40	32.64	62.66
Puducherry	2479	88.79	15.34	76.64
Punjab	25288	91.19	30.65	46.97
Rajasthan	35971	80.98	29.22	66.85
Tamil Nadu	52219	82.30	31.68	62.05
Uttar Pradesh	82915	78.66	32.45	62.84
West Bengal	42064	91.09	41.15	53.96
Arunachal Pradesh	3016	74.93	12.21	778.58
Assam	14575	87.44	24.00	65.83
Himachal Pradesh	9719	85.32	32.00	63.98
Jammu and Kashmir	15944	76.44	29.77	64.01
Manipur	3408	67.25	21.98	69.51
Meghalaya	2672	84.36	14.86	69.57
Mizoram	2459	77.59	16.72	73.08
Nagaland	3396	75.74	21.34	60.84
Sikkim	2764	84.99	7.66	41.06
Tripura	3718	75.15	27.52	60.06
Uttarakhand	9702	74.77	26.09	67.21
<b>All States</b>	<b>729216</b>	<b>81.05</b>	<b>28.96</b>	<b>64.98</b>

\* Committed Expenditure includes expenditure on financial intermediation (Interest Payment, Servicing of Debt and Pension).

\*\* Development Expenditure includes expenditure on Social Services and Economic Services.(Revenue + Capital + Loans & Advances)

## Parameters of Recovery of User Charges

	Education, Art & Culture	Medical and Public Health	Family Welfare	Social Services	Economic Services
	(Revenue Receipts as percent to Revenue Expenditure)				
Andhra Pradesh	0.93	3.30	0.13	1.04	13.87
Bihar	0.38	2.11	0.03	0.51	5.78
Chhattisgarh	0.27	2.36	0.21	0.93	46.11
Delhi	0.58	1.50	0.22	0.72	4.45
Goa	2.35	5.74	0	8.77	86.57
Gujarat	1.24	6.01	0.33	3.23	38.43
Haryana	4.27	13.86	0.18	*53.06	16.39
Jharkhand	0.48	4.08	0.12	1.36	72.55
Karnataka	1.10	4.15	0.05	1.38	18.32
Kerala	2.23	3.39	0.09	1.90	15.52
Madhya Pradesh	0.36	2.24	0.10	1.18	28.56
Maharashtra	0.90	7.13	1.71	2.44	23.08
Orissa	1.29	2.32	0.23	1.86	35.54
Puducherry	0.20	4.21	0	1.63	71.26
Punjab	1.06	7.04	0.36	4.57	6.08
Rajasthan	0.50	3.32	0.23	2.79	18.66
Tamil Nadu	4.40	6.76	0.03	3.51	11.75
Uttar Pradesh	10.43	2.76	0.23	6.28	13.26
West Bengal	0.30	2.77	0.12	0.84	7.57
<b>Special Category States</b>					
Arunachal Pradesh	0.40	0.38	0	1.03	60.83
Assam	0.21	1.28	0.01	0.62	59.52
Himachal Pradesh	3.55	1.95	0.07	3.01	78.56
Jammu and Kashmir	0.12	2.30	0	1.16	3.90
Manipur	0.22	0.31	0	0.67	10.90
Meghalaya	0.13	0.54	0	0.38	21.12
Mizoram	0.15	0.79	0	1.26	17.57
Nagaland	0.13	0.14	0	0.64	11.79
Sikkim	0.49	1.76	0	1.46	40.93
Tripura	0.19	3.52	0	0.73	4.98
Uttarakhand	1.94	1.91	0.15	1.76	32.07
<b>All States</b>	<b>2.29</b>	<b>3.96</b>	<b>0.28</b>	<b>3.80</b>	<b>22.05</b>

\* Increase was mainly due to large inflow of recovery of Development Charges from 1997, Conversion Charges of land from agriculture to residential and Licence Fee.

## Parameters of Recovery of User Charges

	Education	Medical and Public Health	Family Welfare	Social Services	Economic Services
(Revenue Receipts as percent to Non-Plan Revenue Expenditure)					
Andhra Pradesh	1.06	4.09	9.03	1.83	19.38
Bihar	0.44	2.13	0.19	0.71	9.43
Chhattisgarh	0.62	4.08	300.00	2.08	76.69
Delhi	0.76	3.96	0	1.60	9.38
Goa	2.98	7.66	0	14.67	105.99
Gujarat	1.39	9.28	0.54	5.49	68.09
Haryana	5.32	17.45	0	86.34	19.25
Jharkhand	0.77	4.72	0.46	2.24	169.89
Karnataka	1.39	5.22	0.99	2.18	26.20
Kerala	2.30	3.61	0.14	2.29	20.96
Madhya Pradesh	0.47	2.37	6.67	1.95	56.79
Maharashtra	0.94	9.09	19.68	3.35	28.85
Orissa	1.63	2.77	2.33	2.91	66.65
Puducherry	0.35	11.89	0	4.92	95.54
Punjab	1.09	7.10	1.52	4.81	7.35
Rajasthan	5.64	3.96	2.22	3.44	30.32
Tamil Nadu	4.81	7.32	0.20	6.13	13.99
Uttar Pradesh	13.19	3.33	0.89	9.75	18.56
West Bengal	0.37	3.08	9.61	1.20	14.26
<b>Special Category States</b>					
Arunachal Pradesh	1.10	0.55	0	3.38	141.38
Assam	0.22	1.44	0.06	0.77	97.13
Himachal Pradesh	3.92	3.79	1.13	4.24	101.65
Jammu and Kashmir	0.14	2.39	0	1.29	4.08
Manipur	0.27	0.35	0	0.99	17.52
Meghalaya	0.22	0.83	0	0.65	44.22
Mizoram	0.28	1.55	0	2.46	36.15
Nagaland	0.15	0.15	0	0.84	21.23
Sikkim	0.87	3.05	0	2.78	103.29
Tripura	0.20	5.19	0	1.14	7.80
Uttarakhand	2.70	2.67	8.16	2.99	58.83
<b>All States</b>	<b>2.84</b>	<b>4.89</b>	<b>1.80</b>	<b>5.76</b>	<b>31.98</b>

**No.1 - SUMMARY OF RECEIPTS and DISBURSEMENTS of the UNION, UNION TERRITORY and STATE GOVERNMENTS  
for the year ended 31st March,2008**

RECEIPTS	Union Government	U.T.Govt. Puducherry	STATE GOVERNMENTS						
			Andhra Pradesh	Arunachal Pradesh	Assam	Bihar	Chhattisgarh	NCT Delhi	Goa
(In crores of rupees)									
<b>PART I - CONSOLIDATED FUND -</b>									
(1) Revenue Receipts (For details see Account No.2)	649426.42	2135.62	(A&B) 54142.55	3003.01	15324.92	28209.72	13878.65	14912.38	2943.90
EXCESS OF REVENUE OVER EXPENDITURE ON REVENUE ACCOUNT	--	--	158.98	743.46	2580.76	4646.85	3038.79	5141.86	166.14
(2) Capital Receipts	38795.57	--	(C) 6557.71	--	--	--	26.96	--	--
(3) Public Debt	1868101.86	425.04	11132.44	291.06	1138.30	1611.90	261.93	746.02	504.78
(4) Loans and Advances	10391.05	11.60	190.95	2.94	40.33	26.16	437.52	231.26	6.18
(5) Inter-State Settlement	--	--	--	--	--	--	1.83	--	--
(6) Transfer to Contingency Fund	--	--	--	--	--	--	--	--	--
<b>Total Part I-CONSOLIDATED FUND [(1) to (6)]</b>	<b>2566714.90</b>	<b>2572.26</b>	<b>72023.65</b>	<b>3297.01</b>	<b>16503.55</b>	<b>29847.78</b>	<b>14606.89</b>	<b>15889.66</b>	<b>3454.86</b>
<b>Part II-CONTINGENCY FUND -</b>									
Contingency Fund	--	--	(D) 0.36	--	--	--	2.83	--	170.00
<b>Part III-PUBLIC ACCOUNT -</b>									
Total Part III-PUBLIC ACCOUNT (For details see A/C No. 6)	460981.19	898.64	(E) 134299.19	13580.93	99223.50	85903.46	46358.41	--	11261.56
<b>Total Receipts Part I,II and III</b>	<b>3027696.09</b>	<b>3470.90</b>	<b>206323.20</b>	<b>16877.94</b>	<b>115727.05</b>	<b>115751.24</b>	<b>60968.13</b>	<b>15889.66</b>	<b>14886.42</b>
Opening Balance on 1st April, 2007	94882.11	192.56	-280.84	-7.79	-556.65	-1028.58	-611.63	10826.46	6.10
<b>GRAND TOTAL</b>	<b>3122578.20</b>	<b>3663.46</b>	<b>206042.36</b>	<b>16870.15</b>	<b>115170.40</b>	<b>114722.66</b>	<b>60356.50</b>	<b>26716.12</b>	<b>14892.52</b>

(A) Total Revenue Receipts includes Rs. 256.82 crores collected towards user charges.

(B) Includes Debt Relief of Rs 703.08 crores given by Ministry of Finance Deptt of Expenditure on repayment of Consolidated Loan.

(C) Includes Rs.6557.71 crores relating to regularisation of Land and property which has been classified under Major Head 4000-Miscellaneous Capital Receipts instead of under Revenue Receipts.

(D) Represents expenditure met out of advance from Contingency Fund during 2004-05 and 2006-07 and recouped to the Fund during 2007-08.

(E) Excludes Rs. 121766.01 crores under 8675- Deposits with Reserve Bank.

**No.1 - SUMMARY OF RECEIPTS and DISBURSEMENTS of the UNION, UNION TERRITORY and STATE GOVERNMENTS  
for the year ended 31st March,2008 - Contd.**

DISBURSEMENTS	Union Government	U.T.Govt. Puducherry	STATE GOVERNMENT S						
			Andhra Pradesh	Arunachal Pradesh	Assam	Bihar	Chhattisgarh	NCT Delhi	Goa
(In crores of rupees)									
<b>PART I - CONSOLIDATED FUND -</b>									
(1) Revenue Expenditure(For details see A/c No.3)	734860.89	2200.59	(A) 53983.57	2259.55	12744.16	23562.87	10839.86	9770.52	2777.76
EXCESS OF EXPENDITURE ON REVENUE ACCOUNT OVER ORDINARY REVENUE-(S)	85434.47	64.97	--	--	--	--	--	--	--
(2) Capital Expenditure(For detail see Account No.4)	116937.15	275.37	12773.93	753.21	1688.11	6103.78	3130.69	3764.46	688.52
(3) Public Debt	1604110.47	108.92	4993.49	77.13	575.14	1631.85	558.38	975.09	68.30
(4) Loans and Advances	11776.60	2.68	2920.72	2.97	142.89	272.70	500.28	3649.56	24.60
(5) Inter-State Settlement	--	--	--	--	--	--	2.08	--	--
(6) Transfer to Contingency Fund	--	--	--	--	--	--	--	--	170.00
<b>Total Part I-CONSOLIDATED FUND [(1) to (6)]</b>	<b>2467685.11</b>	<b>2587.56</b>	<b>74671.71</b>	<b>3092.86</b>	<b>15150.30</b>	<b>31571.20</b>	<b>15031.29</b>	<b>18159.63</b>	<b>3729.18</b>
<b>Part II-CONTINGENCY FUND -</b>									
Contingency Fund	--	--	(D) 0.93	--	--	--	--	--	--
<b>Part III-PUBLIC ACCOUNT -</b>									
Total Part III-PUBLIC ACCOUNT (For details see A/c. No. 6)	425260.26	214.39	(B) 131575.61	14143.98	101215.10	85551.67	46019.57	--	11263.20
<b>Total Disbursements Part I,II and III</b>	<b>2892945.37</b>	<b>2801.95</b>	<b>206248.25</b>	<b>17236.84</b>	<b>116365.40</b>	<b>117122.87</b>	<b>61050.86</b>	<b>18159.63</b>	<b>14992.38</b>
Closing Balance on 31st March,2008	229632.83	(C) 861.51	-205.89	-366.69	-1195.00	-2400.21	-694.36	8556.49	-99.86
<b>GRAND TOTAL</b>	<b>3122578.20</b>	<b>3663.46</b>	<b>206042.36</b>	<b>16870.15</b>	<b>115170.40</b>	<b>114722.66</b>	<b>60356.50</b>	<b>26716.12</b>	<b>14892.52</b>

(A) Total Revenue Expenditure includes Rs.73.35 crores towards expenditure met from User charges collected.

(B) Excludes Rs. 121766.01 crores under "8675- Deposits with Reserve Bank."

(C) This represents the balance after taking into account the Inter-Government Monetary Settlement advised to the Reserve Bank upto 15th April, 2008.

(D) Represents expenditure met out of Advances from the Contingency Fund during the year 2007-08 but not recouped to the Fund till the close of the year.

**No.1 - SUMMARY OF RECEIPTS and DISBURSEMENTS of the UNION, UNION TERRITORY and STATE GOVERNMENTS  
for the year ended 31st March,2008 - Contd.**

RECEIPTS	STATE GOVERNMENTS							
	Gujarat	Haryana	Himachal Pradesh	Jammu and Kashmir	Jharkhand	Karnataka	Kerala	Madhya Pradesh
(In crores of rupees)								
<b>PART I - CONSOLIDATED FUND -</b>								
(1) Revenue Receipts (For details see Account No.2)	35689.85	19750.74	9141.55	13107.90	12026.55	41151.14	21106.79	30688.73
EXCESS OF REVENUE OVER EXPENDITURE ON REVENUE ACCOUNT	2150.34	2223.86	849.80	918.60	1194.58	3776.37	--	5087.62
(2) Capital Receipts	94.88	10.15	--	--	--	245.78	7.53	11.07
(3) Public Debt	8611.10	843.50	1849.12	3843.07	2022.65	2356.68	12628.50	3370.95
(4) Loans and Advances	213.60	213.81	26.05	1.89	44.22	52.07	44.85	105.24
(5) Inter-State Settlement	--	--	--	--	--	--	--	1.79
(6) Transfer to Contingency Fund	--	--	--	--	--	--	--	--
<b>Total Part I-CONSOLIDATED FUND [(1) to (6)]</b>	<b>44609.43</b>	<b>20818.20</b>	<b>11016.72</b>	<b>16952.86</b>	<b>14093.42</b>	<b>43805.67</b>	<b>33787.67</b>	<b>34177.78</b>
<b>Part II-CONTINGENCY FUND -</b>								
Contingency Fund	2.50	--	--	0.01	(A) 31.75	13.28	--	--
<b>Part III-PUBLIC ACCOUNT -</b>								
Total Part III-PUBLIC ACCOUNT (For details see A/C No. 6)	142258.67	67895.81	30431.16	29703.47	47754.96	127429.06	53931.24	133548.61
<b>Total Receipts Part I,II and III</b>	<b>186870.60</b>	<b>88714.01</b>	<b>41447.88</b>	<b>46656.34</b>	<b>61880.13</b>	<b>171248.01</b>	<b>87718.91</b>	<b>167726.39</b>
Opening Balance on 1st April, 2007	-157.77	0.81	-24.33	61.06	-135.96	231.88	201.37	-331.77
<b>GRAND TOTAL</b>	<b>186712.83</b>	<b>88714.82</b>	<b>41423.55</b>	<b>46717.40</b>	<b>61744.17</b>	<b>171479.89</b>	<b>87920.28</b>	<b>167394.62</b>

(A) Represents expenditure met out of advances from the Contingency Fund during the year 2006-07 and recouped to the Fund during the year 2007-08.



**No.1 - SUMMARY OF RECEIPTS and DISBURSEMENTS of the UNION, UNION TERRITORY and STATE GOVERNMENTS  
for the year ended 31st March,2008 - Contd.**

DISBURSEMENTS	STATE GOVERNMENTS							
	Gujarat	Haryana	Himachal Pradesh	Jammu and Kashmir	Jharkhand	Karnataka	Kerala	Madhya Pradesh
(In crores of rupees)								
<b>PART I - CONSOLIDATED FUND -</b>								
(1) Revenue Expenditure(For details see A/c No 3)	33539.51	17526.88	8291.75	12189.30	10831.97	37374.77	24891.63	25601.11
EXCESS OF EXPENDITURE ON REVENUE ACCOUNT OVER ORDINARY REVENUE-(5)	--	--	--	--	--	--	3784.84	--
(2) Capital Expenditure(For detail see Account No 4)	6801.03	3426.17	1413.49	3717.03	2583.55	8648.94	1474.58	6832.70
(3) Public Debt	1934.28	840.92	936.60	1766.91	747.37	1328.77	8417.63	1677.00
(4) Loans and Advances	428.76	285.50	13.94	38.27	597.66	756.74	893.16	1154.88
(5) Inter-State Settlement	--	--	--	--	--	--	--	2.06
(6) Transfer to Contingency Fund	--	--	--	--	--	--	--	--
<b>Total Part I-CONSOLIDATED FUND [(1) to (6)]</b>	<b>42703.58</b>	<b>22079.47</b>	<b>10655.78</b>	<b>17711.51</b>	<b>14760.55</b>	<b>48109.22</b>	<b>35677.00</b>	<b>35267.75</b>
<b>Part II-CONTINGENCY FUND -</b>								
Contingency Fund	9.94	--	--	0.13	--	--	80.00	--
<b>Part III-PUBLIC ACCOUNT -</b>								
Total Part III-PUBLIC ACCOUNT (For details see A/c. No. 6)	144043.44	67360.57	31066.72	28940.44	47428.09	123280.76	52040.01	133428.02
<b>Total Disbursements Part I,II and III</b>	<b>186756.96</b>	<b>89440.04</b>	<b>41722.50</b>	<b>46652.08</b>	<b>62188.64</b>	<b>171389.98</b>	<b>87797.01</b>	<b>168695.77</b>
Closing Balance on 31st March,2008	-44.13	-725.22	-298.95	65.32	-444.47	89.91	123.27	-1301.15
<b>GRAND TOTAL</b>	<b>186712.83</b>	<b>88714.82</b>	<b>41423.55</b>	<b>46717.40</b>	<b>61744.17</b>	<b>171479.89</b>	<b>87920.28</b>	<b>167394.62</b>

(A) The expenditure under Capital Account in the year 2007-08 is overstated by Rs. 18.90 crores as those amounts relate to Grants-in-aid incorrectly classified under Capital Heads of Accounts.

**No.1 - SUMMARY OF RECEIPTS and DISBURSEMENTS of the UNION, UNION TERRITORY and STATE GOVERNMENTS  
for the year ended 31st March,2008 - Contd.**

RECEIPTS	STATE GOVERNMENTS						
	Maharashtra	Manipur	Meghalaya	Mizoram	Nagaland	Orissa	Punjab
(In crores of rupees)							
<b>PART I - CONSOLIDATED FUND -</b>							
(1) Revenue Receipts (For details see Account No.2)	79583.15	3508.27	2441.38	2039.74	2996.02	21967.19	19237.62
EXCESS OF REVENUE OVER EXPENDITURE ON REVENUE ACCOUNT	14803.10	1215.75	187.71	131.35	423.75	4243.92	--
(2) Capital Receipts	--	--	--	--	--	--	0.71
(3) Public Debt	13761.29	299.80	247.18	223.71	868.19	506.90	6050.64
(4) Loans and Advances	732.59	2.29	16.49	27.52	3.06	355.30	1445.15
(5) Inter-State Settlement	--	--	--	--	--	--	--
(6) Transfer to Contingency Fund	350.00	--	--	--	--	--	--
<b>Total Part I-CONSOLIDATED FUND [(1) to (6)]</b>	<b>94427.03</b>	<b>3810.36</b>	<b>2705.05</b>	<b>2290.97</b>	<b>3867.27</b>	<b>22829.39</b>	<b>26734.12</b>
<b>Part II-CONTINGENCY FUND -</b>							
Contingency Fund	(A) 405.36	--	--	--	--	165.01	--
<b>Part III-PUBLIC ACCOUNT -</b>							
Total Part III-PUBLIC ACCOUNT (For details see A/C No. 6)	94244.57	15766.29	8558.65	7924.68	4821.21	81112.27	35838.03
<b>Total Receipts Part I,II and III</b>	<b>189076.96</b>	<b>19576.65</b>	<b>11263.70</b>	<b>10215.65</b>	<b>8688.48</b>	<b>104106.67</b>	<b>62572.15</b>
Opening Balance on 1st April, 2007	-10.94	-386.61	-74.39	-26.63	-281.46	-165.83	21.50
<b>GRAND TOTAL</b>	<b>189066.02</b>	<b>19190.04</b>	<b>11189.31</b>	<b>10189.02</b>	<b>8407.02</b>	<b>103940.84</b>	<b>62593.65</b>

(A) Includes recoupment during the year 2007-08 met out from the Contingency Fund during the year 2006-07 which remained unrecouped before the close of year 2006-07.

**No.1 - SUMMARY OF RECEIPTS and DISBURSEMENTS of the UNION, UNION TERRITORY and STATE GOVERNMENTS  
for the year ended 31st March,2008 - Contd.**

DISBURSEMENTS	STATE GOVERNMENTS						
	Maharashtra	Manipur	Meghalaya	Mizoram	Nagaland	Orissa	Punjab
(In crores of rupees)							
<b>PART I - CONSOLIDATED FUND -</b>							
(1) Revenue Expenditure(For details see A/c No.3)	64780.05	2292.52	2253.67	1908.39	2572.27	17723.27	23060.86
EXCESS OF EXPENDITURE ON REVENUE ACCOUNT OVER ORDINARY REVENUE-(S)	--	--	--	--	--	--	3823.24
(2) Capital Expenditure(For detail see Account No.4)	11489.61	1107.92	391.66	544.24	821.48	2843.41	2191.60
(3) Public Debt	(A) 4699.10	346.54	99.08	143.97	629.04	1844.97	2107.65
(4) Loans and Advances	1225.16	7.97	26.72	6.12	2.61	432.68	34.85
(5) Inter-State Settlement	--	--	--	--	--	--	--
(6) Transfer to Contingency Fund	350.00	--	--	--	--	--	--
<b>Total Part I-CONSOLIDATED FUND [(1) to (6)]</b>	<b>82543.92</b>	<b>3754.95</b>	<b>2771.13</b>	<b>2602.72</b>	<b>4025.40</b>	<b>22844.33</b>	<b>27394.96</b>
<b>Part II-CONTINGENCY FUND -</b>							
Contingency Fund	408.94	--	--	--	--	51.34	--
<b>Part III-PUBLIC ACCOUNT -</b>							
Total Part III-PUBLIC ACCOUNT (For details see A/c. No. 6)	107020.08	15664.93	8477.60	7662.89	4828.58	81884.38	35123.17
<b>Total Disbursements Part I,II and III</b>	<b>189972.94</b>	<b>19419.88</b>	<b>11248.73</b>	<b>10265.61</b>	<b>8853.98</b>	<b>104780.05</b>	<b>62518.13</b>
Closing Balance on 31st March,2008	-906.92	-229.84	-59.42	-76.59	-446.96	-839.21	(B) 75.52
<b>GRAND TOTAL</b>	<b>189066.02</b>	<b>19190.04</b>	<b>11189.31</b>	<b>10189.02</b>	<b>8407.02</b>	<b>103940.84</b>	<b>62593.65</b>

(A) Includes Debt Relief of Rs.339.97 crores given by Department of Expenditure, Ministry of Finance, Government of India on repayment of Consolidated Loan.

(B) Difference of Rs.0.07crores (debit) between the figures reflected in the accounts Rs.75.52 crores (Debit) and that intimated by Reserve Bank of India Rs.75.45 crores (Credit) regarding "Deposits with Reserve Bank" is under reconciliation ( June-2008)

**No.1 - SUMMARY OF RECEIPTS and DISBURSEMENTS of the UNION, UNION TERRITORY and STATE GOVERNMENTS  
for the year ended 31st March,2008 - Contd.**

RECEIPTS	STATE GOVERNMENTS							(In crores of rupees)
	Rajasthan	Sikkim	Tamil Nadu	Tripura	Uttar Pradesh	Uttarakhand	West Bengal	Total
<b>PART I - CONSOLIDATED FUND -</b>								
(1) Revenue Receipts (For details see Account No.2)	30780.62	2699.42	47520.51	(A) 3662.15	68672.47	7891.09	30167.39	1289807.44
EXCESS OF REVENUE OVER EXPENDITURE ON REVENUE ACCOUNT	1652.98	350.84	4545.49	(B) 868.52	3449.26	636.53	--	65187.21
(2) Capital Receipts	1.16	--	--	--	--	--	--	45751.52
(3) Public Debt	5063.34	279.64	7646.92	50.09	9078.70	1909.33	28196.42	1993921.05
(4) Loans and Advances	1780.73	0.39	1012.71	3.27	448.61	68.43	496.64	18432.90
(5) Inter-State Settlement	--	--	--	--	--	--	--	3.62
(6) Transfer to Contingency Fund	--	--	--	--	--	--	--	350.00
<b>Total Part I-CONSOLIDATED FUND [(1) to (6)]</b>	<b>37625.85</b>	<b>2979.45</b>	<b>56180.14</b>	<b>3715.51</b>	<b>78199.78</b>	<b>9868.85</b>	<b>58860.45</b>	<b>3348266.53</b>
<b>Part II-CONTINGENCY FUND -</b>								
Contingency Fund	--	--	--	--	(C) 603.78	(D) 27.21	7.16	1429.25
<b>Part III-PUBLIC ACCOUNT -</b>								
Total Part III-PUBLIC ACCOUNT (For details see A/C No. 6)	121045.20	2549.36	152859.10	16124.43	231349.30	20358.19	67339.65	2345350.79
<b>Total Receipts Part I, II and III</b>	<b>158671.05</b>	<b>5528.81</b>	<b>209039.24</b>	<b>19839.94</b>	<b>310152.86</b>	<b>30254.25</b>	<b>126207.26</b>	<b>5695046.57</b>
Opening Balance on 1st April, 2007	9.73	64.19	91.33	-35.97	13.20	74.28	-70.56	102488.87
<b>GRAND TOTAL</b>	<b>158680.78</b>	<b>5593.00</b>	<b>209130.57</b>	<b>19803.97</b>	<b>310166.06</b>	<b>30328.53</b>	<b>126136.70</b>	<b>5797535.44</b>

(A) Non-Tax Revenue is understated by Rs.36.19 crores (The amount of interest on 90 days-Treasury Bill) and that it could not be incorporated due to late receipt of information from Reserve Bank of India.

(B) Revenue Surplus is overstated by Rs.36.19 crores due to late receipt of information from Reserve Bank of India.

(C) Represents recoupment during the year 2007-08 of expenditure met out of advances from the Contingency Fund upto 31-03-2007.

(D) Represents recoupment of expenditure met out of advances from the Contingency Fund during the year 2006-07 and recouped to the Fund in the year 2007-08.

**No.1 - SUMMARY OF RECEIPTS and DISBURSEMENTS of the UNION, UNION TERRITORY and STATE GOVERNMENTS  
for the year ended 31st March,2008 - Concl'd.**

DISBURSEMENTS	STATE GOVERNMENTS							(In crores of rupees)
	Rajasthan	Sikkim	Tamil Nadu	Tripura	Uttar Pradesh	Uttarakhand	West Bengal	Total
<b>PART I - CONSOLIDATED FUND -</b>								
(1) Revenue Expenditure(For details see A/c No.3)	29127.64	2348.58	42975.02	2793.63	65223.21	7254.56	38314.42	1325874.78
EXCESS OF EXPENDITURE ON REVENUE ACCOUNT OVER ORDINARY REVENUE-(S)	--	--	--	--	--	--	8147.03	101254.55
(2) Capital Expenditure(For detail see Account No.4)	6555.55	415.47	7462.23	923.68	16950.38	2234.62	2687.73	237632.49
(3) Public Debt	1845.81	55.57	3545.61	116.93	5368.87	784.64 <sup>(B)</sup>	17443.61	1669779.64
(4) Loans and Advances	287.69	--	1781.56	0.30	741.96	212.54	1062.12	29284.19
(5) Inter-State Settlement	--	--	--	--	--	--	--	4.14
(6) Transfer to Contingency Fund	--	--	--	--	--	--	--	520.00
<b>Total Part I-CONSOLIDATED FUND [(1) to (6)]</b>	<b>37816.69</b>	<b>2819.62</b>	<b>55764.42</b>	<b>3834.54</b>	<b>88284.42</b>	<b>10486.56</b>	<b>59507.88</b>	<b>3263095.24</b>
<b>Part II-CONTINGENCY FUND -</b>								
Contingency Fund	--	--	--	--	116.72 <sup>(A)</sup>	0.72	7.28	676.00
<b>Part III-PUBLIC ACCOUNT -</b>								
Total Part III-PUBLIC ACCOUNT (For details see A/c. No. 6)	121775.65	2694.55	154164.88	16116.81	221526.70	19767.21	66878.57	2306417.83
<b>Total Disbursements Part I,II and III</b>	<b>159592.34</b>	<b>5514.17</b>	<b>209929.30</b>	<b>19951.35</b>	<b>309927.84</b>	<b>30254.49</b>	<b>126393.73</b>	<b>5570189.07</b>
Closing Balance on 31st March,2008	-911.56	78.83	-798.73	-147.38	238.22	74.04	-257.03	227346.37
<b>GRAND TOTAL</b>	<b>158680.78</b>	<b>5593.00</b>	<b>209130.57</b>	<b>19803.97</b>	<b>310166.06</b>	<b>30328.53</b>	<b>126136.70</b>	<b>5797535.44</b>

(A) Represents expenditure met out of advances from the Contingency Fund during the year 2007-08 which remained unrecouped to the fund till the close of the year

(B) Includes Debt Relief of Rs 9.40 crores given by Ministry of Finance, Department of Expenditure on repayment of Consolidated Loan (Rs 235.42 crores)

**NO.2-ACCOUNT SHOWING BY MAJOR HEADS THE REVENUE RECEIPTS OF THE UNION, UNION TERRITORY AND STATE GOVERNMENTS for the year ended 31st March, 2008**

RECEIPT HEADS (Revenue Account)	Union Government	U.T.Govt. Puducherry	STATE GOVERNMENTS							Item No
			Andhra Pradesh	Arunachal Pradesh	Assam	Bihar	Chhattisgarh	NCT Delhi	Goa	
(In crores of rupees)										
<b>A - TAX REVENUE-</b>										
<b>(a) Taxes on Income and Expenditure</b>										
0020-Corporation Tax	144659.62	-	3549.36	138.96	1560.93	5321.14	1280.57	-	124.97	1
0021- Taxes on Income Other than Corporation Tax	70309.81	-	2382.28	93.27	1047.67	3571.48	859.51	-	83.88	2
0022-Taxes on Agricultural Income	-	-	-	-	3.14	-	-	-	-	3
0023-Hotel Receipts Tax	4.59	-	-	-	-	-	0.68	-	-	4
0024-Interest Tax	2.60	-	-	-	-	-	-	-	-	5
0026- Collection under Fringe Benefit Tax	7098.32	-	-	-	-	-	-	-	-	6
0028-Other Taxes on Income and Expenditure	40.23	-	355.54	(A) -0.01	124.60	-0.27	10.79	-	-0.01	7
<b>TOTAL (a)</b>	<b>222115.17</b>	<b>0.00</b>	<b>6287.18</b>	<b>232.22</b>	<b>2736.34</b>	<b>8892.35</b>	<b>2151.55</b>	<b>0.00</b>	<b>208.84</b>	<b>8</b>
<b>(b) Taxes on Property and Capital Transactions -</b>										
0029-Land Revenue	3.49	0.54	144.39	2.12	79.76	82.10	88.12	0.01	7.19	9
0030-Stamps and Registration Fees	90.01	41.37	3086.06	0.86	109.91	654.15	462.72	1318.40	117.59	10
0031-Estate Duty	0.30	-	-	-	-	-	-	-	-	11
0032-Taxes on Wealth	286.87	-	3.94	0.15	1.73	5.91	1.42	-	0.14	12
0033 Gift Tax	1.57	-	-	-	-	-	-	-	-	13
0034-Securities Transaction Tax	8576.07	-	-	-	-	-	-	-	-	14
0035-Taxes on Immovable Property other than Agricultural Land	-	-	90.26	-	-	-	-	-	-	15
0036-Collection under Banking cash Transaction Tax	585.88	-	-	-	-	-	-	-	-	16
<b>TOTAL (b)</b>	<b>9544.19</b>	<b>41.91</b>	<b>3324.65</b>	<b>3.13</b>	<b>191.40</b>	<b>742.16</b>	<b>552.26</b>	<b>1318.41</b>	<b>124.92</b>	<b>17</b>
<b>(c) Taxes on Commodities and Services -</b>										
0037-Customs	75381.69	-	2113.91	82.76	929.65	3169.14	762.69	-	74.43	18
0038-Union Excise Duties	96177.63	-	2018.00	79.01	887.47	3025.36	728.08	-	71.05	19
0039-State Excise	186.05	224.02	4040.68	11.60	188.71	525.42	843.10	1301.25	75.94	20
0040-Taxes on Sales, Trade etc.	1089.80	354.98	19026.49	77.06	2691.43	2534.80	3023.70	8310.48	879.28	21
0041-Taxes on Vehicles	47.68	31.61	1603.80	6.42	138.62	273.21	276.94	420.20	81.96	22
0042-Taxes on Goods and Passengers	4.06	-	80.29	-	12.39	937.87	510.72	-	112.72	23
0043-Taxes and Duties on Electricity	11.77	-	195.36	-	4.62	64.05	394.86	-	-	24
0044-Service Tax	36317.76	-	1116.76	43.75	491.03	1674.17	402.94	-	39.26	25
0045-Other Taxes and Duties on Commodities and Services	471.32	0.34	170.57	-	6.05	13.93	6.25	432.46	84.23	26
<b>Total (c)</b>	<b>209687.76</b>	<b>610.95</b>	<b>30365.86</b>	<b>300.60</b>	<b>5349.97</b>	<b>12217.95</b>	<b>6949.28</b>	<b>10464.39</b>	<b>1418.87</b>	<b>27</b>
<b>Total : A-TAX REVENUE carried over to pages 46-47</b>	<b>441347.12</b>	<b>652.86</b>	<b>39977.69</b>	<b>535.95</b>	<b>8277.71</b>	<b>21852.46</b>	<b>9653.09</b>	<b>11782.80</b>	<b>1752.63</b>	<b>28</b>

(A) Minus figure is due to recovery of excess release of State's share of net proceeds on the recommendation of the Twelfth Finance Commission.

**NO.2-ACCOUNT SHOWING BY MAJOR HEADS THE REVENUE RECEIPTS OF THE UNION, UNION TERRITORY AND STATE GOVERNMENTS for the year ended 31st March, 2008 - Contd.**

Item No	STATE GOVERNMENTS								Total carried over
	Gujarat	Haryana	Himachal Pradesh	Jammu and Kashmir	Jharkhand	Karnataka	Kerala	Madhya Pradesh	
1	1722.09	518.75	251.87	625.82	1621.72	2151.52	1285.89	3238.14	168051.35
2	1155.84	348.14	169.05	420.04	1088.48	1444.07	863.08	2173.40	86010.00
3	-	-	-	-	-	3.04	22.05	-	28.23
4	-	-	-	-	-	-	-	7.79	13.06
5	-	-	-	-	-	-	-	-	2.60
6	-	-	-	-	-	-	-	-	7098.32
7	149.58	(A) -0.03	(B) -0.01	-	-0.08	451.26	-0.06	185.02	1316.55
<b>8</b>	<b>3027.51</b>	<b>866.86</b>	<b>420.91</b>	<b>1045.86</b>	<b>2710.12</b>	<b>4049.89</b>	<b>2170.96</b>	<b>5604.35</b>	<b>262520.11</b>
9	683.08	9.38	1.89	9.58	26.26	145.32	47.21	129.15	1459.59
10	2018.43	1763.28	86.99	65.63	156.27	3408.83	2027.97	1531.54	16940.01
11	-	-	-	-	-	-	-	-	0.30
12	1.91	0.53	0.28	0.70	1.80	2.39	1.43	3.59	312.79
13	-	-	-	-	-	-	-	-	1.57
14	-	-	-	-	-	-	-	-	8576.07
15	111.84	-	-	-	-	-	59.73	-	261.83
16	-	-	-	-	-	-	-	-	585.88
<b>17</b>	<b>2815.26</b>	<b>1773.19</b>	<b>89.16</b>	<b>75.91</b>	<b>184.33</b>	<b>3556.54</b>	<b>2136.34</b>	<b>1664.28</b>	<b>28138.04</b>
18	1025.63	308.93	150.01	372.72	965.86	1281.39	765.85	1928.56	89313.22
19	979.10	294.91	143.20	355.81	922.04	1223.25	731.10	1841.06	109477.07
20	47.20	1378.81	389.57	244.15	156.86	4766.57	1169.25	1853.83	17403.01
21	15104.55	7720.98	1092.17	1804.81	2845.88	13893.99	9371.76	6045.07	95867.23
22	1310.09	233.79	113.72	72.60	135.66	1650.13	853.17	702.62	7952.22
23	151.62	379.39	55.12	264.59	71.07	837.34	-	916.43	4333.61
24	2046.52	107.45	81.57	93.49	76.47	449.50	39.04	626.08	4190.78
25	542.08	163.18	79.27	3.32	510.21	676.98	404.57	1018.76	43484.04
26	262.10	24.68	137.13	(C) -0.07	4.88	380.42	78.61	20.10	2093.00
<b>27</b>	<b>21468.89</b>	<b>10612.12</b>	<b>2241.76</b>	<b>3211.42</b>	<b>5688.93</b>	<b>25159.57</b>	<b>13413.35</b>	<b>14952.51</b>	<b>374114.18</b>
<b>28</b>	<b>27311.66</b>	<b>13252.17</b>	<b>2751.83</b>	<b>4333.19</b>	<b>8583.38</b>	<b>32766.00</b>	<b>17720.65</b>	<b>22221.14</b>	<b>664772.33</b>

(A) Minus receipt is due to adjustment of excess share of previous years.

(B) Represents account adjusted by Ministry of Finance through Settlement Account.

(C) Minus receipt is due to adjustment of excess shares of previous years deducted at source from fresh releases by Govt. of India.

**NO.2-ACCOUNT SHOWING BY MAJOR HEADS THE REVENUE RECEIPTS OF THE UNION, UNION TERRITORY AND STATE GOVERNMENTS for the year ended 31st March, 2008 - Contd.**

RECEIPT HEADS (Revenue Account)	Total brought forward	STATE GOVERNMENTS						Item No.
		Maharashtra	Manipur	Meghalaya	Mizoram	Nagaland	Orissa	
(In crores of rupees)								
<b>A - TAX REVENUE</b>								
<b>(a) Taxes on Income and Expenditure</b>								
0020-Corporation Tax	168051.35	2411.11	174.67	179.01	115.32	126.90	2490.25	1
0021-Taxes on Income Other than Corporation Tax	86010.00	1618.31	117.24	120.15	77.40	85.17	1671.42	2
0022-Taxes on Agricultural Income	28.23	0.05	-	-	-	-	-	3
0023-Hotel Receipts Tax	13.06	-	-	-	-	-	-	4
0024-Interest Tax	2.60	-	-	-	-	-	-	5
0026- Collection under Fringe Benefit Tax	7098.32	-	-	-	-	-	-	6
0028-Other Taxes on Income and Expenditure	1316.55	1488.14	14.72	1.45	5.32	17.71	86.32	7
<b>TOTAL (a)</b>	<b>262520.11</b>	<b>5517.61</b>	<b>306.63</b>	<b>300.61</b>	<b>198.04</b>	<b>229.78</b>	<b>4247.99</b>	<b>8</b>
<b>(b) Taxes on Property and Capital Transactions -</b>								
0029-Land Revenue	1459.59	512.22	0.75	2.12	1.48	0.50	276.16	9
0030- Stamps and Registration Fees	16940.01	8549.56	2.93	5.99	0.23	1.02	404.76	10
0031-Estate Duty	0.30	-	-	-	-	-	-	11
0032-Taxes on Wealth	312.79	2.68	0.19	0.20	0.13	0.14	2.76	12
0033-Gift Tax	1.57	-	-	-	-	-	-	13
	8576.07	-	-	-	-	-	-	14
0035-Taxes on Immovable Property other than Agricultural Land	261.83	-	-	-	-	-	-	15
0036- Collection under banking cash Transaction Tax	585.88	-	-	-	-	-	-	16
<b>TOTAL (b)</b>	<b>28138.04</b>	<b>9064.46</b>	<b>3.87</b>	<b>8.31</b>	<b>1.84</b>	<b>1.66</b>	<b>683.68</b>	<b>17</b>
<b>(c) Taxes on Commodities and Services -</b>								
0037-Customs	89313.22	1436.00	104.03	106.62	68.68	75.58	1483.13	18
0038-Union Excise Duties	109477.07	1370.85	99.31	101.78	65.57	72.15	1415.84	19
0039-State Excise	17403.01	3963.05	3.75	58.62	1.69	2.83	524.93	20
0040-Taxes on Sales, Trade etc.	95867.23	26752.80	120.75	234.89	62.04	94.79	4118.43	21
0041-Taxes on Vehicles	7952.22	2143.11	3.57	11.35	5.36	12.30	459.42	22
0042-Taxes on Goods and Passengers	4333.61	388.27	0.76	3.59	1.07	2.19	626.90	23
0043-Taxes and Duties on Electricity	4190.78	2687.87	-	0.03	-	0.02	327.46	24
0044-Service Tax	43484.04	758.73	54.99	56.34	36.26	39.86	783.52	25
0045-Other Taxes and Duties on Commodities and Services	2093.00	1042.88	0.18	1.02	0.32	-0.02	31.29	26
<b>Total (c)</b>	<b>374114.18</b>	<b>40543.56</b>	<b>387.34</b>	<b>574.24</b>	<b>240.99</b>	<b>299.70</b>	<b>9770.92</b>	<b>27</b>
<b>Total : A-TAX REVENUE carried over to pages 48-49</b>	<b>664772.33</b>	<b>55125.63</b>	<b>697.84</b>	<b>883.16</b>	<b>440.87</b>	<b>531.14</b>	<b>14702.59</b>	<b>28</b>



**NO.2-ACCOUNT SHOWING BY MAJOR HEADS THE REVENUE RECEIPTS OF THE UNION, UNION TERRITORY AND STATE GOVERNMENTS for the year ended 31st March, 2008 - Contd.**

Item No.	STATE GOVERNMENTS								(In crores of rupees)
	Punjab	Rajasthan	Sikkim	Tamil Nadu	Tripura	Uttar Pradesh	Uttarakhand	West Bengal	Total
1	626.78	2706.41	109.53	2559.73	206.52	9295.11	453.08	3405.09	192910.86
2	420.69	1816.51	121.77	1718.05	138.61	6238.76	304.10	2285.45	102743.63
3	-	-	-	0.11	0.11	-	-	(D) -2.60	25.90
4	-	-	-	-	-	18.96	5.18	-	37.20
5	-	-	-	-	-	-	-	-	2.60
6	-	-	-	-	-	-	-	-	7098.32
7	(A) -0.03	(B) -0.09	0.85	-0.13	23.74	-0.47	(C) -0.02	294.89	3248.95
<b>8</b>	<b>1047.44</b>	<b>4522.83</b>	<b>232.15</b>	<b>4277.76</b>	<b>368.98</b>	<b>15552.36</b>	<b>762.34</b>	<b>5982.83</b>	<b>306067.46</b>
9	17.31	155.29	2.75	78.03	2.97	392.53	23.40	1039.58	3964.68
10	1567.84	1544.35	4.26	3804.74	14.98	3976.68	424.27	1416.96	38658.58
11	-	-	-	-	-	-	-	-	0.30
12	0.70	3.00	0.12	2.84	0.23	10.32	0.50	3.78	340.38
13	-	-	-	-	-	-	-	-	1.57
14	-	-	-	-	-	-	-	-	8576.07
15	-	51.03	-	15.75	0.02	-	-	0.40	329.03
16	-	-	-	-	-	-	-	-	585.88
<b>17</b>	<b>1585.85</b>	<b>1753.67</b>	<b>7.13</b>	<b>3901.36</b>	<b>18.20</b>	<b>4379.53</b>	<b>448.17</b>	<b>2460.72</b>	<b>52456.49</b>
18	373.30	1611.87	65.23	1524.51	123.00	5535.94	269.84	2027.99	104118.94
19	356.36	1538.74	62.27	1455.34	117.41	5284.77	257.60	1935.97	123611.03
20	1861.52	1805.12	37.94	4764.06	38.50	3948.41	441.56	935.47	35790.46
21	5342.49	7750.73	81.32	18156.36	264.98	15023.10	1627.41	8060.46	183557.78
22	499.45	1164.40	6.22	1483.21	23.20	1145.84	155.26	532.07	15596.98
23	-	160.61	-	1097.47	-	109.65	-	1.07	6725.19
24	603.80	584.24	-	37.22	0.01	206.65	55.22	506.69	9199.99
25	197.19	851.54	34.46	805.24	64.88	2924.43	142.65	1071.36	51305.49
26	6.76	58.57	16.25	181.85	2.16	136.38	6.40	340.77	3917.81
<b>27</b>	<b>9240.87</b>	<b>15525.82</b>	<b>303.69</b>	<b>29505.26</b>	<b>634.14</b>	<b>34315.17</b>	<b>2955.94</b>	<b>15411.85</b>	<b>533823.67</b>
<b>28</b>	<b>11874.16</b>	<b>21802.32</b>	<b>542.97</b>	<b>37684.38</b>	<b>1021.32</b>	<b>54247.06</b>	<b>4166.45</b>	<b>23855.40</b>	<b>892347.62</b>

(A) Minus figure is due to recovery of share of net proceeds by the Government of India.

(B) Minus figure is due to adjustment of Central Share by the Government of India.

(C) Due to recovery made by PAO, Ministry of Finance (Department of Economic Affairs) Government of India.

(D) Represents refund of Tax.

**NO.2-ACCOUNT SHOWING BY MAJOR HEADS THE REVENUE RECEIPTS OF THE UNION, UNION TERRITORY AND STATE GOVERNMENTS for the year ended 31st March, 2008 - Contd.**

RECEIPT HEADS (Revenue Account)	Union Government	U. T. Govt. Puducherry	STATE GOVERNMENTS							Item No.
			(In crores of rupees)							
			Andhra Pradesh	Arunachal Pradesh	Assam	Bihar	Chhattisgarh	NCT Delhi	Goa	
<b>Total : A-TAX REVENUE brought forward from pages 42-43</b>	<b>441347.12</b>	<b>652.86</b>	<b>39977.69</b>	<b>535.95</b>	<b>8277.71</b>	<b>21852.46</b>	<b>9653.09</b>	<b>11782.80</b>	<b>1752.63</b>	<b>1</b>
<b>B-NON-TAX REVENUE-</b>										
<b>(a) Fiscal Services -</b>										
0046-Currency Coinage and Mint	27.29	-	-	-	-	-	-	-	-	2
0047-Other Fiscal Services	59.79	-	-	-	-	-	-	-	-	3
<b>Total (a)</b>	<b>87.08</b>	<b>0.00</b>	<b>0.00</b>	<b>0.00</b>	<b>0.00</b>	<b>0.00</b>	<b>0.00</b>	<b>0.00</b>	<b>0.00</b>	<b>4</b>
<b>(b) Interest Receipts Dividends and Profits-</b>										
0049-Interest Receipts	34612.18	17.73	(A) 3525.34	29.10	240.72	170.71	205.60	1634.79	16.70	5
0050-Dividends and Profits	34499.82	3.68	11.96	-	23.99	0.03	0.10	31.15	0.33	6
<b>Total (b)</b>	<b>69112.00</b>	<b>21.41</b>	<b>3537.30</b>	<b>29.10</b>	<b>264.71</b>	<b>170.74</b>	<b>205.70</b>	<b>1665.94</b>	<b>17.03</b>	<b>7</b>
<b>(c) Other Non-Tax Revenue-</b>										
<b>(i) General Services -</b>										
0051-Public Service Commission	11.79	-	1.47	0.03	0.02	0.47	0.48	2.11	0.01	8
0055-Police	1567.31	1.11	99.83	1.23	13.15	23.47	12.31	-	1.00	9
0056-Jails	0.08	-	2.89	-	0.05	4.19	1.39	2.86	0.02	10
0057-Supplies and Disposals	57.25	-	-	-	-	-	-	-	-	11
0058-Stationery and Printing	27.18	0.38	0.51	-	0.20	0.12	7.63	-	0.67	12
0059-Public Works	153.31	1.59	7.56	1.59	2.89	3.56	11.67	11.96	1.67	13
0070-Other Administrative Services	2043.07	8.85	79.64	4.19	13.57	12.00	10.59	68.23	22.16	14
0071-Contributions and Recoveries towards Pension and Other Retirement Benefits	779.18	1.01	17.24	0.43	5.39	1.56	2.53	-	3.77	15
0075-Miscellaneous General Services	6639.48	1.86	(B) 778.64	45.56	105.03	3.02	281.84	0.04	40.38	16
0076-Defence Services - Army	1255.35	-	-	-	-	-	-	-	-	17
0077-Defence Services - Navy	166.63	-	-	-	-	-	-	-	-	18
0078-Defence Services - Air Force	456.95	-	-	-	-	-	-	-	-	19
0079-Defence Services - Ordnance Factory	1226.62	-	-	-	-	-	-	-	-	20
0080-Defence Services Research and Development	33.51	-	-	-	-	-	-	-	-	21
<b>Total (c)(i)</b>	<b>14417.71</b>	<b>14.80</b>	<b>987.78</b>	<b>53.03</b>	<b>140.30</b>	<b>48.39</b>	<b>328.44</b>	<b>85.20</b>	<b>69.68</b>	<b>22</b>
<b>TOTAL : B-NON-TAX REVENUE a+b+c(i)</b>	<b>83616.79</b>	<b>36.21</b>	<b>4525.08</b>	<b>82.13</b>	<b>405.01</b>	<b>219.13</b>	<b>534.14</b>	<b>1751.14</b>	<b>86.71</b>	<b>23</b>
<b>Total : A + B carried over to pages 50-51</b>	<b>524963.91</b>	<b>689.07</b>	<b>44502.77</b>	<b>618.08</b>	<b>8682.72</b>	<b>22071.59</b>	<b>10187.23</b>	<b>13533.94</b>	<b>1839.34</b>	<b>24</b>

(A) Includes Interest of Rs. 2075.59 crores which is of notional in nature arising out of book adjustment from Irrigation Projects.

(B) Includes Debt Relief of Rs. 70308 crores given by Ministry of Finance, Department of Expenditure on repayment of consolidated loan.

**NO.2-ACCOUNT SHOWING BY MAJOR HEADS THE REVENUE RECEIPTS OF THE UNION, UNION TERRITORY AND STATE GOVERNMENTS for the year ended 31st March, 2008 - Contd.**

Item No.	STATE GOVERNMENTS								Total carried over
	Gujarat	Haryana	Himachal Pradesh	Jammu and Kashmir	Jharkhand	Karnataka	Kerala	Madhya Pradesh	
1	27311.66	13252.17	2751.83	4333.19	8583.38	32766.00	17720.65	22221.14	664772.33
2	-	-	-	-	-	-	-	-	27.29
3	0.06	-	-	-	0.01	-	-	0.03	59.89
4	0.06	0.00	0.00	0.00	0.01	0.00	0.00	0.03	87.18
5	329.88	(B) 757.20	66.90	35.69	87.14	375.24	69.66	206.98	42381.56
6	47.57	6.05	1.03	29.64	-	23.40	28.63	59.23	34766.61
7	377.45	763.25	67.93	65.33	87.14	398.64	98.29	266.21	77148.17
8	0.57	9.09	1.14	-	1.52	16.87	3.11	0.94	49.62
9	86.24	41.44	12.31	4.22	3.17	58.83	37.11	25.03	1987.76
10	4.85	1.30	0.11	0.10	4.80	0.78	1.04	2.06	26.52
11	-	0.40	0.03	-	0.02	-	-	-	57.70
12	12.15	1.57	4.90	4.39	-	3.99	6.11	10.87	80.67
13	27.19	6.30	20.38	16.44	1.70	21.75	3.28	20.33	313.17
14	47.93	105.54	12.64	9.14	15.03	79.60	61.85	68.15	2662.18
15	32.67	12.12	10.57	0.63	1.37	29.08	30.24	6.92	934.71
16	(A) 588.53	91.25	47.51	0.53	1.24	468.20	383.33	(C) 374.60	9851.04
17	-	-	-	-	-	-	-	-	1255.35
18	-	-	-	-	-	-	-	-	166.63
19	-	-	-	-	-	-	-	-	456.95
20	-	-	-	-	-	-	-	-	1226.62
21	-	-	-	-	-	-	-	-	33.51
22	800.13	269.01	109.59	35.45	28.85	679.10	526.07	508.90	19102.43
23	1177.64	1032.26	177.52	100.78	116.00	1077.74	624.36	775.14	96337.78
24	28489.30	14284.43	2929.35	4433.97	8699.38	33843.74	18345.01	22996.28	761110.11

(A) Includes Debt and interest relief of Rs. 471.87 crores given by Department of Expenditure, Ministry of Finance, Government of India on repayment of consolidated loan (Rs. 471.87 crores and interest relief Rs. Nil).

(B) Includes Rs. 261.47 crores as book adjustment of Interest.

(C) Includes Rs. 363.06 crores received by the State Govt. on account of Debt Consolidation and Relief Facility to State under recommendations of the Twelfth Finance Commission from Government of India.

**NO.2-ACCOUNT SHOWING BY MAJOR HEADS THE REVENUE RECEIPTS OF THE UNION, UNION TERRITORY AND STATE GOVERNMENTS for the year ended 31st March, 2008 - Contd.**

RECEIPT HEADS (Revenue Account)	Total brought forward	STATE GOVERNMENTS						Item No
		Maharashtra	Manipur	Meghalaya	Mizoram	Nagaland	Orissa	
<b>Total : A-TAX REVENUE brought forward from pages 44-45</b>	<b>664772.33</b>	<b>55125.63</b>	<b>697.84</b>	<b>883.16</b>	<b>440.87</b>	<b>531.14</b>	<b>14702.59</b>	<b>1</b>
<b>B-NON-TAX REVENUE-</b>								
<b>(a) Fiscal Services -</b>								
0046-Currency Coinage and Mint	27.29	-	-	-	-	-	-	2
0047-Other Fiscal Services	59.89	0.06	-	-	-	-	0.01	3
<b>Total (a)</b>	<b>87.18</b>	<b>0.06</b>	<b>0.00</b>	<b>0.00</b>	<b>0.00</b>	<b>0.00</b>	<b>0.01</b>	<b>4</b>
<b>(b) Interest Receipts Dividends and Profits-</b>								
0049-Interest Receipts	42381.56	1170.17	27.61	15.38	15.60	5.66	570.39	5
0050-Dividends and Profits	34766.61	122.00	-	0.02	-	-	140.93	6
<b>Total (b)</b>	<b>77148.17</b>	<b>1292.17</b>	<b>27.61</b>	<b>15.40</b>	<b>15.60</b>	<b>5.66</b>	<b>711.32</b>	<b>7</b>
<b>(c) Other Non-Tax Revenue-</b>								
<b>(i) General Services -</b>								
0051-Public Service Commission	49.62	5.29	0.14	0.07	-	-	0.59	8
0055-Police	1987.76	140.20	0.42	1.48	0.34	2.73	29.17	9
0056-Jails	26.52	10.94	-	0.01	0.04	0.01	0.30	10
0057-Supplies and Disposals	57.70	0.05	-	-	0.07	-	-	11
0058-Stationery and Printing	80.67	24.38	0.12	0.14	0.86	0.08	1.95	12
0059-Public Works	313.17	101.90	6.14	4.24	0.45	0.10	31.61	13
0070-Other Administrative Services	2662.18	110.31	1.07	3.58	2.53	1.93	17.31	14
0071-Contributions and Recoveries towards Pension and Other Retirement Benefits	934.71	30.74	0.18	0.17	0.66	0.21	20.08	15
0075-Miscellaneous General Services	9851.04	(A & B) 11522.15	(C) 54.24	18.99	1.53	(D) 19.44	(E) 396.95	16
0076-Defence Services - Army	1255.35	-	-	-	-	-	-	17
0077-Defence Services - Navy	166.63	-	-	-	-	-	-	18
0078-Defence Services - Air Force	456.95	-	-	-	-	-	-	19
0079-Defence Services - Ordnance Factory	1226.62	-	-	-	-	-	-	20
0080-Defence Services Research and Development	33.51	-	-	-	-	-	-	21
<b>Total (c)(i)</b>	<b>19102.43</b>	<b>11945.96</b>	<b>62.31</b>	<b>28.68</b>	<b>6.48</b>	<b>24.50</b>	<b>497.96</b>	<b>22</b>
<b>TOTAL : B-NON-TAX REVENUE a+b+c(i)</b>	<b>96337.78</b>	<b>13238.19</b>	<b>89.92</b>	<b>44.08</b>	<b>22.08</b>	<b>30.16</b>	<b>1209.29</b>	<b>23</b>
<b>Total : A + B carried over to pages 52-53</b>	<b>761110.11</b>	<b>68363.82</b>	<b>787.76</b>	<b>927.24</b>	<b>462.95</b>	<b>561.30</b>	<b>15911.88</b>	<b>24</b>

(A) Includes Debt and Interest Relief of Rs. 467.54 crores received on repayment of Consolidated Central Govt. Loans (Debt Relief of Rs. 339.97 crores for 2007-08, Debt Relief of Rs. 108.23 crores for 2006-07 and Interest relief Rs. 19.34 crores for 2006-07).

(B) The amount of Rs. 10868.35 crores transferred to 0075 due to closure of Reserve Funds.

(C) Includes Debt Relief of Rs. 37.54 crores given by the Deptt. of Expenditure, Ministry of Finance, Govt. of India and the prescribed head of accounts is under correspondence with the State Govt. Reply is awaited (August 2008).

(D) This includes Debt Relief of Rs. 15.87 crores given by Ministry of Finance, Deptt. of Expenditure, Govt. of India on repayment of consolidated loans.

(E) Includes Debt Relief of Rs. 3.82 crores pertaining to the year 2007-08 given by Department of Expenditure, Ministry of Finance Govt. of India on repayment of consolidated loans.

**NO.2-ACCOUNT SHOWING BY MAJOR HEADS THE REVENUE RECEIPTS OF THE UNION, UNION TERRITORY AND STATE GOVERNMENTS for the year ended 31st March, 2008 - Contd.**

Item No.	STATE GOVERNMENTS								(In crores of rupees)
	Punjab	Rajasthan	Sikkim	Tamil Nadu	Tripura	Uttar Pradesh	Uttarakhand	West Bengal	Total
1	11874.16	21802.32	542.97	37684.38	1021.32	54247.06	4166.45	23855.40	892347.62
2	-	-	-	-	-	-	-	-	27.29
3	-	-	-	0.00	-	0.06	-	-	60.02
4	0.00	0.00	0.00	0.00	0.00	0.06	0.00	0.00	87.31
5	348.38	1112.43	15.10	1242.49 (A)	22.74	1247.84	41.56	689.96 (C)	48906.87
6	0.40	12.67	0.69	39.71	0.27	10.72	0.53	6.22	35100.77
7	348.78	1125.10	15.79	1282.20	23.01	1258.56	42.09	696.18	84007.64
8	0.10	12.85	0.01	4.86	0.18	4.33	1.12	2.41	81.57
9	44.71	94.81	14.64	82.72	14.22	147.17	5.96	63.02	2629.35
10	1.83	1.34	-	1.65	0.14	2.21	0.80	0.24	46.03
11	0.02	-	-	-	-	-	-	-	57.84
12	2.09	3.14	1.98	8.95	1.86	6.79	2.50	0.06	135.57
13	16.84	53.41	4.32	21.50	3.98	34.03	13.96	7.86	613.51
14	108.75	54.71	2.59	118.51	3.55	146.10	35.53	67.94	3336.59
15	9.52	13.02	0.08	16.19 (B)	1.25	16.59	26.31	18.68	1088.39
16	4189.72	919.72	1236.71	303.23	0.52	1153.53	21.78	83.29	29772.84
17	-	-	-	-	-	-	-	-	1255.35
18	-	-	-	-	-	-	-	-	166.63
19	-	-	-	-	-	-	-	-	456.95
20	-	-	-	-	-	-	-	-	1226.62
21	-	-	-	-	-	-	-	-	33.51
22	4373.58	1153.00	1260.33	557.61	25.70	1510.75	107.96	243.50	40900.75
23	4722.36	2278.10	1276.12	1839.81	48.71	2769.37	150.05	939.68	124995.70
24	16596.52	24080.42	1819.09	39524.19	1070.03	57016.43	4316.50	24795.08	1017343.32

(A) Includes Rs. 373.31 crores representing pro-rata adjustment under irrigation heads of account.

(B) Includes Rs.2.14 crores representing pro-rata adjustments under irrigation heads of account.

(C) Includes Rs. 35.28 crores, Rs. 1.25 crores and Rs. 31.61 crores by book adjustment per contra debit to the heads "2700- Major Irrigation", "2701-Medium Irrigation" and "2711-Flood Control and Drainage" respectively.

**NO.2-ACCOUNT SHOWING BY MAJOR HEADS THE REVENUE RECEIPTS OF THE UNION, UNION TERRITORY AND STATE GOVERNMENTS for the year ended 31st March, 2008 - Contd.**

RECEIPT HEADS (Revenue Account)	Union Government	U.T. Govt. Puducherry	STATE GOVERNMENTS							Item No.
			Andhra Pradesh	Arunachal Pradesh	Assam	Bihar	Chhattisgarh	NCT Delhi	Goa	
Brought forward from pages 46-47 A+B[a+b+c(i)]	524963.91	689.07	44502.77	618.08	8682.72	22071.59	10187.23	13533.94	1839.34	1
<b>B - NON-TAX REVENUE-CONTD.</b>										
<b>(c) Other Non-Tax Revenue-Contd.</b>										
<b>(ii) Social Services -</b>										
0202-Education, Sports, Art and Culture	94.22	0.49	61.35	1.18	6.36	20.88	4.83	12.52	9.40	2
0210-Medical and Public Health	120.89	7.83	67.31	0.37	7.15	21.06	7.62	16.87	8.33	3
0211-Family Welfare	33.65	-	0.50	-	0.01	0.04	0.15	0.06	-	4
0215-Water Supply and Sanitation	2.47	2.84	5.00	2.84	0.71	1.47	4.47	-	61.23	5
0216-Housing	167.30	1.13	1.60	0.04	3.18	1.38	2.87	2.79	0.28	6
0217-Urban Development	115.42	0.25	23.12	2.80	0.01	0.02	1.60	-	0.08	7
0220-Information and Publicity	196.47	-	0.11	0.01	0.02	0.07	0.03	-	0.01	8
0221-Broadcasting	0.00	-	-	-	-	-	-	-	-	9
0230-Labour and Employment	8.28	0.90	22.43	0.01	13.18	1.69	5.11	5.06	2.12	10
0235-Social Security and Welfare	2.92	0.13	7.18	0.06	0.27	2.75	2.47	0.17	0.17	11
0250-Other Social Services	0.00	0.29	5.41	-	-	0.71	9.10	-	-	12
<b>Total (c)(ii)</b>	<b>741.62</b>	<b>13.86</b>	<b>194.01</b>	<b>7.31</b>	<b>30.89</b>	<b>50.07</b>	<b>38.25</b>	<b>37.47</b>	<b>81.62</b>	<b>13</b>
<b>(iii) Economic Services -</b>										
0401-Crop Husbandry	128.40	0.34	57.44	1.50	0.34	17.77	5.17	0.35	1.45	14
0402-Soil and Water Conservation	-	-	-	-	-	-	-	-	-	15
0403-Animal Husbandry	12.86	0.06	3.90	0.32	0.33	0.26	2.20	0.47	0.90	16
0404-Dairy Development	219.49	-	-	0.03	0.09	0.01	-	-	0.64	17
0405-Fisheries	6.13	1.16	2.30	0.07	1.19	6.57	1.80	0.04	1.20	18
0406-Forestry and Wild Life	13.72	0.07	90.92	8.57	75.03	6.64	258.08	0.05	2.49	19
0407-Plantations	0.01	-	-	-	-	-	-	-	-	20
0408-Food Storage and Warehousing	4.91	-	-	24.14	0.11	-	(A)	-	-	21
0415-Agricultural Research and Education	-	-	-	-	-	-	-	-	-	22
0425-Cooperation	0.01	0.25	39.14	0.40	0.29	0.99	7.13	0.04	0.43	23
0435-Other Agricultural Programmes	11.22	0.01	0.05	0.17	0.32	0.05	1.14	0.11	0.05	24
0506-Land Reforms	-	-	3.62	0.01	-	0.05	-	-	-	25
0515-Other Rural Development Programmes	0.25	0.02	296.61	-	0.03	7.31	1.71	0.05	0.04	26
0551-Hill Areas	-	-	-	-	-	-	-	-	-	27
0552-North Eastern Areas	-	-	-	-	1.16	-	-	-	-	28
0575-Other Special Areas Programmes	-	-	-	-	0.04	-	-	-	-	29
0700-Major Irrigation	-	-	-	-	-	2.40	88.09	-	-	30
0701-Medium Irrigation	11.81	-	42.03	-	0.36	9.67	9.53	9.66	3.56	31
0702-Minor Irrigation	0.77	0.11	2.30	0.01	0.34	2.54	27.01	0.16	0.58	32
0801-Power	1908.39	570.36	25.13	458.06	-	-	-	4.77	796.26	33
0802-Petroleum	7845.67	-	-	-	1547.88	-	-	-	-	34
0803-Coal and Lignite	103.75	-	-	-	17.88	-	-	-	-	35
0810-Non Conventional Sources of Energy	0.57	-	-	-	-	-	-	-	-	36
0851-Village and Small Industries	24.91	0.29	2.12	0.38	3.72	0.12	1.17	2.69	8.95	37
0852-Industries	1534.40	-	5.94	-	0.01	0.05	1.43	-	0.22	38
0853-Non-Ferrous Mining and Metallurgical Industries	580.56	1.24	1597.56	45.82	0.66	178.66	1031.55	0.07	36.40	39
0875-Other Industries	287.51	-	0.04	-	-	-	-	-	-	40
1001-Indian Railways - Miscellaneous Receipts	1556.51	-	-	-	-	-	-	-	-	41
1002-Indian Railways - Commercial Lines Revenue Receipts	7095.54	-	-	-	-	-	-	-	-	42
1003-Indian Railways - Strategic Lines Revenue Receipts	764.52	-	-	-	-	-	-	-	-	43
1051-Ports and Light Houses	136.82	0.16	52.80	-	-	-	-	-	14.39	44
1052-Shipping	82.78	-	-	-	-	-	-	-	-	45
<b>Total c (iii)</b>	<b>86191.51</b>	<b>574.07</b>	<b>2222.10</b>	<b>539.48</b>	<b>1649.78</b>	<b>233.09</b>	<b>1435.96</b>	<b>18.46</b>	<b>867.56</b>	<b>46</b>
<b>carried over to pages 54-55</b>										
<b>Total : B-NON-TAX REVENUE</b> <b>[a+b+c(i)+(ii)]</b>	<b>84358.41</b>	<b>50.07</b>	<b>4719.09</b>	<b>89.44</b>	<b>435.90</b>	<b>269.20</b>	<b>572.39</b>	<b>1788.61</b>	<b>168.33</b>	<b>47</b>
<b>carried over to pages 54-55</b>										
<b>carried over to pages 54-55</b> <b>A+B[a+b+c(i)+c(ii)]</b>	<b>525705.53</b>	<b>702.93</b>	<b>44696.78</b>	<b>625.39</b>	<b>8713.61</b>	<b>22121.66</b>	<b>10225.48</b>	<b>13571.41</b>	<b>1920.96</b>	<b>48</b>

(A) Due to excess of Refund over Revenue.

## COMBINED FINANCE AND REVENUE ACCOUNTS OF THE UNION AND STATE GOVERNMENTS IN INDIA FOR THE YEAR 2007-08

## NO.2-ACCOUNT SHOWING BY MAJOR HEADS THE REVENUE RECEIPTS OF THE UNION, UNION TERRITORY AND STATE GOVERNMENTS for the year ended 31st March, 2008 - Contd.

Item No.	STATE GOVERNMENTS								Total carried over
	Gujarat	Haryana	Himachal Pradesh	Jammu and Kashmir	Jharkhand	Karnataka	Kerala	Madhya Pradesh	
1	28489.30	14284.43	2929.35	4433.97	8699.38	33843.74	18345.01	22996.28	761110.11
2	67.13	117.70	52.72	1.53	11.08	74.92	100.89	13.74	650.94
3	66.25	64.91	7.68	13.21	14.24	52.77	36.92	21.93	535.34
4	0.60	0.11	0.03	-	0.05	0.10	0.14	0.16	35.60
5	1.62	38.12	14.74	13.64	6.07	0.48	0.01	5.91	161.62
6	7.96	1.67	1.99	1.14	0.79	15.51	0.76	14.02	224.41
7	106.49	2805.24	1.36	0.04	-	0.61	1.18	1.83	3060.05
8	0.83	0.09	0.71	0.02	0.02	1.62	0.08	0.14	200.23
9	-	-	-	-	-	-	-	-	0.00
10	92.23	8.49	4.05	1.37	1.75	17.92	5.25	8.61	198.45
11	3.09	5.36	3.19	2.00	12.57	13.49	1.47	7.35	64.64
12	35.50	3.08	0.08	0.04	11.53	3.97	1.09	22.11	92.91
13	381.70	3044.77	86.55	32.99	58.10	181.39	147.79	95.80	5224.19
14	5.80	3.10	5.89	4.52	6.21	14.04	10.91	15.06	278.29
15	-	-	-	-	-	-	-	-	0.00
16	4.68	1.93	0.44	4.66	0.46	2.49	5.26	2.61	43.83
17	0.45	0.02	-	-	0.35	-	1.01	-	222.09
18	3.11	2.32	1.10	2.09	1.80	7.68	3.47	1.83	43.86
19	35.08	33.79	53.60	32.20	4.06	131.84	154.45	608.89	1509.48
20	-	-	-	-	-	-	-	-	0.01
21	22.71	-	0.52	0.04	-	8.76	-	1.04	62.18
22	-	-	-	-	-	-	-	-	0.00
23	15.68	7.37	4.94	0.17	41.32	33.14	36.52	29.28	217.10
24	0.96	1.42	0.11	0.04	0.05	0.11	0.11	7.91	23.83
25	-	-	0.01	-	-	3.79	-	-	7.48
26	17.56	5.36	1.71	0.20	4.28	758.17	0.16	3.95	1097.41
27	-	-	-	-	-	-	-	-	0.00
28	-	-	-	-	-	-	-	-	1.16
29	21.47	-	0.03	3.27	0.58	-	-	-	25.39
30	244.07	71.58	0.13	-	138.59	-	-	17.24	562.10
31	208.75	0.70	0.09	0.86	31.91	19.69	5.13	20.18	373.93
32	10.43	0.12	0.46	5.11	1.41	18.66	2.00	13.40	85.61
33	6.58	3.75	1414.52	71.80	-	87.52	-	0.01	5347.15
34	0.02	-	-	-	-	-	0.01	-	9393.58
35	-	-	-	-	-	-	-	-	121.63
36	-	-	-	-	-	-	-	-	0.57
37	2.20	23.06	1.07	2.42	0.24	35.30	5.84	2.39	116.87
38	10.27	0.28	8.13	0.01	0.19	5.50	125.83	4.83	1697.09
39	2082.14	215.74	56.59	16.43	1177.77	472.35	32.81	1125.39	8651.74
40	-	-	-	-	-	-	-	-	287.55
41	-	-	-	-	-	-	-	-	1556.51
42	-	-	-	-	-	-	-	-	7095.54
43	-	-	-	-	-	-	-	-	764.52
44	273.49	-	-	-	-	12.84	2.12	-	492.62
45	-	-	-	-	-	15.43	-	-	98.21
46	2965.45	370.54	1549.34	143.82	1409.22	1627.31	385.63	1854.01	104037.33
47	1559.34	4077.03	264.07	133.77	174.10	1259.13	772.15	870.94	101561.97
48	28871.00	17329.20	3015.90	4466.96	8757.48	34025.13	18492.80	23092.08	766334.30

(A) Includes transfer of Rs. 1.60 crores to Major Head 6885-Other Loan to Industries and Minerals miscclassified in 1995-96

**NO.2-ACCOUNT SHOWING BY MAJOR HEADS THE REVENUE RECEIPTS OF THE UNION, UNION TERRITORY AND STATE GOVERNMENTS for the year ended 31st March, 2008 - Contd.**

RECEIPT HEADS (Revenue Account)	Total brought forward	STATE GOVERNMENTS						Item No.
		Maharashtra	Manipur	Meghalaya	Mizoram	Nagaland	Orissa	
<b>Brought forward from pages 48-49 A+B[a+b+c(i)]</b>	<b>761110.11</b>	<b>68363.82</b>	<b>787.76</b>	<b>927.24</b>	<b>462.95</b>	<b>561.30</b>	<b>15911.88</b>	<b>1</b>
<b>B - NON-TAX REVENUE-CONTD.</b>								
<b>(c) Other Non-Tax Revenue-Concltd.</b>								
<b>(ii) Social Services -</b>								
0202-Education, Sports Art and Culture	650.94	122.25	0.90	0.53	0.50	0.48	41.95	2
0210-Medical and Public Health	535.34	170.69	0.25	0.56	0.66	0.16	14.28	3
0211-Family Welfare	35.60	5.12	-	-	-	-	0.26	4
0215-Water Supply and Sanitation	161.62	34.72	1.56	0.52	6.39	1.07	40.17	5
0216-Housing	224.41	55.45	1.72	0.20	0.82	2.11	12.10	6
0217-Urban Development	300.05	84.46	-	0.03	0.07	0.04	0.45	7
0220-Information and Publicity	200.23	2.85	0.04	0.02	-	-	0.61	8
0221-Broadcasting	0.00	-	-	-	-	-	-	9
0230-Labour and Employment	198.45	49.89	0.03	0.51	-	0.04	5.26	10
0235-Social Security and Welfare	64.64	52.59	0.23	0.46	0.36	0.32	0.27	11
0250-Other Social Services	92.91	76.78	0.04	-	-	-	3.89	12
<b>Total (c)(ii)</b>	<b>5224.19</b>	<b>654.60</b>	<b>4.79</b>	<b>2.83</b>	<b>8.80</b>	<b>4.22</b>	<b>119.24</b>	<b>13</b>
<b>(iii) Economic Services -</b>								
0401-Crop Husbandry	278.29	26.61	0.10	2.38	0.18	0.12	7.39	14
0402-Soil and Water Conservation	0.00	-	-	-	-	-	-	15
0403-Animal Husbandry	43.83	12.74	0.09	1.47	0.60	0.39	0.90	16
0404-Dairy Development	222.09	453.59	0.02	0.04	0.08	-	0.01	17
0405-Fisheries	43.86	6.94	0.06	0.02	0.06	0.01	2.16	18
0406-Forestry and Wild Life	1509.48	195.73	1.45	15.60	2.98	4.81	82.66	19
0407-Plantations	0.01	-	-	-	-	-	-	20
0408-Food Storage and Warehousing	62.18	7.42	0.22	-	0.11	0.03	-	21
0415-Agricultural Research and Education	0.00	-	-	-	-	-	-	22
0425-Cooperation	217.10	67.72	0.12	0.93	0.02	0.17	2.29	23
0435-Other Agricultural Programmes	23.83	2.42	0.02	0.34	0.59	0.01	1.09	24
0506-Land Reforms	7.48	26.20	-	-	0.89	-	0.04	25
0515-Other Rural Development Programmes	1097.41	52.18	-	0.01	3.50	0.08	0.32	26
0551-Hill Areas	0.00	0.78	-	-	-	-	-	27
0552-North Eastern Areas	1.16	-	-	-	-	0.02	-	28
0575-Other Special Areas Programmes	25.39	-	-	-	-	-	-	29
0700-Major Irrigation	562.10	-	-	-	-	-	1.76	30
0701-Medium Irrigation	373.93	626.41	5.26	-	-	-	41.97	31
0702-Minor Irrigation	85.61	47.87	0.13	0.07	-	-	4.96	32
0801-Power	5347.15	344.06	62.29	7.28	83.60	69.47	1.05	33
0802-Petroleum	9393.58	0.07	-	-	-	-	-	34
0803-Coal and Light	121.63	-	-	-	-	-	-	35
0810-Non Conventional Sources of Energy	0.57	0.90	-	-	-	-	-	36
0851-Village and Small Industries	116.87	6.11	0.08	0.17	0.06	0.26	0.14	37
0852-Industries	1697.09	2.83	-	-	-	0.05	0.14	38
0853-Non-Ferrous Mining and Metallurgical Industries	8651.74	1091.19	-	123.66	0.98	0.30	1126.06	39
0875-Other Industries	287.55	0.04	-	-	-	-	-	40
1001-Indian Railways - Miscellaneous Receipts	1556.51	-	-	-	-	-	-	41
1002-Indian Railways - Commercial Lines Revenue Receipts	70955.54	-	-	-	-	-	-	42
1003-Indian Railways - Strategic Lines Revenue Receipts	764.52	-	-	-	-	-	-	43
1051-Ports and Light Houses	492.62	-	-	-	-	-	1.94	44
1052-Shipping	98.21	-	-	-	-	-	-	45
<b>Total c (iii)</b>	<b>104037.33</b>	<b>2971.81</b>	<b>69.84</b>	<b>151.97</b>	<b>93.65</b>	<b>75.72</b>	<b>1274.88</b>	<b>46</b>
<b>carried over to pages 56-57</b>								
<b>Total : B-NON-TAX REVENUE [a+b+c(i)+(ii)]</b>	<b>101561.97</b>	<b>13892.79</b>	<b>94.71</b>	<b>46.91</b>	<b>30.88</b>	<b>34.38</b>	<b>1328.53</b>	<b>47</b>
<b>carried over to pages 56-57</b>								
<b>carried over to pages 56-57 A+B[a+b+c(i)+c(ii)]</b>	<b>766334.30</b>	<b>69018.42</b>	<b>792.55</b>	<b>930.07</b>	<b>471.75</b>	<b>565.52</b>	<b>16031.12</b>	<b>48</b>



## COMBINED FINANCE AND REVENUE ACCOUNTS OF THE UNION AND STATE GOVERNMENTS IN INDIA FOR THE YEAR 2007-08

## NO.2-ACCOUNT SHOWING BY MAJOR HEADS THE REVENUE RECEIPTS OF THE UNION, UNION TERRITORY AND STATE GOVERNMENTS for the year ended 31st March, 2008 - Contd.

Item No.	STATE GOVERNMENTS								Total
	Punjab	Rajasthan	Sikkim	Tamil Nadu	Tripura	Uttar Pradesh	Uttarakhand	West Bengal	
<b>1</b>	<b>16596.52</b>	<b>24080.42</b>	<b>1819.09</b>	<b>39524.19</b>	<b>1070.03</b>	<b>57016.43</b>	<b>4316.50</b>	<b>24795.08</b>	<b>1017343.32</b>
2	28.24	27.23	1.18	301.40	1.00	1217.62	30.69	21.42	2446.33
3	48.12	39.11	1.14	97.56	3.74	72.11	5.30	42.83	1031.85
4	0.26	0.57	-	0.08	-	1.11	0.04	0.27	43.31
5	36.36	204.16	2.11	0.79	0.62	0.39	0.00	1.33	491.83
6	2.11	3.27	0.29	30.26	1.23	11.36	1.58	9.68	356.59
7	63.56	0.48	1.27	37.89	-	0.32	6.12	19.69	3274.43
8	0.11	0.15	0.19	5.39	0.11	0.14	0.02	0.62	210.48
9	-	-	-	-	-	-	-	-	0.00
10	8.33	3.97	0.18	36.19	0.16	93.35	1.58	4.62	402.36
11	9.46	3.65	0.03	37.72	0.03	19.73	1.18	10.19	200.86
12	1.69	2.50	0.03	4.42	0.02	34.55	3.25	2.59	222.67
<b>13</b>	<b>198.24</b>	<b>285.09</b>	<b>6.42</b>	<b>551.70</b>	<b>6.91</b>	<b>1450.68</b>	<b>49.76</b>	<b>113.24</b>	<b>8680.71</b>
14	6.67	2.38	1.64	82.41	1.53	51.03	3.94	5.33	470.00
15	-	-	-	-	-	-	-	-	0.00
16	4.73	34.37	0.43	7.22	1.54	10.60	1.20	3.36	123.47
17	0.09	-	-	1.36	-	0.43	0.66	26.94	705.31
18	0.95	8.75	0.02	21.27	1.27	2.99	0.02	2.17	90.55
19	14.70	58.30	10.95	46.41	5.52	294.80	209.75	49.84	2502.98
20	-	-	2.10	8.03	-	-	0.00	0.39	10.53
21	-	-	0.07	-	1.53	-	-	247.71	319.27
22	-	-	-	-	-	-	-	0.06	0.06
23	4.60	27.01	0.02	17.01	0.49	6.33	5.58	4.24	353.63
24	34.63	3.10	-	22.34	-	5.62	0.06	0.34	94.39
25	-	0.16	-	-	0.01	5.40	-	-	40.18
26	1.08	2.65	0.99	4.22	0.07	16.49	1.60	2.43	1183.03
27	-	-	-	0.07	-	-	0.01	4.80	5.66
28	-	-	-	-	-	-	-	-	1.18
29	-	0.38	-	-	-	1.22	-	0.32	27.31
30	19.17	49.10	-	-	-	2.38	0.05	3.72	638.28
31	0.85	8.81	-	19.14	0.00	319.43	7.66	3.20	1406.66
32	2.49	13.61	0.16	1.67	0.10	31.41	1.46	19.57	209.11
33	-	8.45	97.66	-	-	342.25	144.37	0.01	6507.64
34	-	8.93	-	0.01	-	-	-	0.01	9402.60
35	-	-	-	-	-	-	-	-	121.63
36	-	-	0.00	-	-	1.06	0.00	-	2.53
37	0.72	3.78	0.23	15.07	0.07	1.61	1.37	4.68	151.22
38	0.46	0.90	0.01	0.18	9.30	0.04	0.70	2.92	1714.62
39	16.03	1226.61	0.06	581.76	-	395.20	73.06	7.03	13293.68
40	-	-	-	-	-	0.05	-	-	287.64
41	-	-	-	-	-	-	-	-	1556.51
42	-	-	-	-	-	-	-	-	70955.54
43	-	-	-	-	-	-	-	-	764.52
44	-	-	-	1.00	-	-	-	0.10	495.66
45	-	-	-	-	-	-	-	-	98.21
<b>46</b>	<b>107.17</b>	<b>1457.29</b>	<b>114.34</b>	<b>829.17</b>	<b>21.43</b>	<b>1488.34</b>	<b>451.49</b>	<b>389.17</b>	<b>113533.60</b>
<b>47</b>	<b>4920.60</b>	<b>2563.19</b>	<b>1282.54</b>	<b>2391.51</b>	<b>55.62</b>	<b>4220.05</b>	<b>199.81</b>	<b>1052.92</b>	<b>133676.41</b>
<b>48</b>	<b>16794.76</b>	<b>24365.51</b>	<b>1825.51</b>	<b>40075.89</b>	<b>1076.94</b>	<b>58467.11</b>	<b>4366.26</b>	<b>24908.32</b>	<b>1026024.03</b>

**NO.2-ACCOUNT SHOWING BY MAJOR HEADS THE REVENUE RECEIPTS OF THE UNION, UNION TERRITORY AND STATE GOVERNMENTS for the year ended 31st March, 2008 - Contd.**

RECEIPT HEADS (Revenue Account)	Union Government	U.T.Govt. Puducherry	STATE GOVERNMENTS							Item No.
			Andhra Pradesh	Arunachal Pradesh	Assam	Bihar	Chhattisgarh	NCT Delhi	Goa	
Brought forward from pages 50-51 A+B[a+b+c(i)+c(ii)]	525705.53	702.93	44696.78	625.39	8713.61	22121.66	10225.48	13571.41	1920.96	1
<b>TOTAL : B-NON-TAX REVENUE</b> [a+b+c(i)+c(ii)]	<b>84358.41</b>	<b>50.07</b>	<b>4719.09</b>	<b>89.44</b>	<b>435.90</b>	<b>269.20</b>	<b>572.39</b>	<b>1788.61</b>	<b>168.33</b>	<b>2</b>
Brought forward from pages 50-51										
<b>Total c (iii)</b> Brought forward from pages 50-51	<b>86191.51</b>	<b>574.07</b>	<b>2222.10</b>	<b>539.48</b>	<b>1649.78</b>	<b>233.09</b>	<b>1435.96</b>	<b>18.46</b>	<b>867.56</b>	<b>3</b>
<b>(iii) Economic Services - Concl'd.</b>										
1053-Civil Aviation	40.34	-	-	-	-	0.22	3.30	-	-	4
1054-Roads and Bridges	113.64	0.56	23.76	-	44.08	17.95	5.48	-	4.11	5
1055-Road Transport	94.76	-	-	10.45	-	0.06	-	-	-	6
1056-Inland Water Transport	0.62	-	-	-	2.96	-	-	-	0.67	7
1075-Other Transport Services	0.04	-	-	-	-	-	-	-	-	8
1201-Postal Receipts	5494.90	-	-	-	-	-	-	-	-	9
1225-Telecommunication Receipts	-	-	-	-	-	-	-	-	-	10
1275-Other Communications Services	26729.28	-	-	16.73	-	-	-	-	-	11
1401-Atomic Energy Research	31.48	-	-	-	-	-	-	-	-	12
1425-Other Scientific Research	538.22	0.01	-	0.06	0.11	-	-	-	-	13
1452-Tourism	13.71	0.52	21.98	0.26	0.10	0.01	-	0.05	0.46	14
1453-Foreign Trade and Export Promotion	204.66	-	-	-	-	-	-	-	-	15
1456-Civil Supplies	0.03	0.08	49.89	0.29	-	0.02	-	1.61	0.68	16
1475-Other General Economic Services	1545.09	0.50	27.32	0.22	1.65	5.04	3.31	7.97	1.01	17
<b>Total : c(iii)</b>	<b>120998.28</b>	<b>575.74</b>	<b>2345.05</b>	<b>567.49</b>	<b>1698.68</b>	<b>256.39</b>	<b>1448.05</b>	<b>28.09</b>	<b>874.49</b>	<b>18</b>
<b>Total (c) Other Non-Tax Revenue</b> c(i)+c(ii)+c(iii)	<b>136157.61</b>	<b>604.40</b>	<b>3526.84</b>	<b>627.83</b>	<b>1869.87</b>	<b>354.85</b>	<b>1814.74</b>	<b>150.76</b>	<b>1025.79</b>	<b>19</b>
<b>TOTAL : B-NON-TAX REVENUE</b> <b>(a)+(b)+(c)</b>	<b>205356.69</b>	<b>625.81</b>	<b>7064.14</b>	<b>656.93</b>	<b>2134.58</b>	<b>525.59</b>	<b>2020.44</b>	<b>1816.70</b>	<b>1042.82</b>	<b>20</b>
<b>C- GRANTS-IN-AID AND CONTRIBUTIONS-</b>										
1601-Grants-in-aid from Central Government	-	856.95	7100.72	1810.13	4912.63	5831.67	2205.12	1312.88	148.45	21
1605-External Grant Assistance	2567.55	-	-	-	-	-	-	-	-	22
1606-Aid Material and Equipment	155.06	-	-	-	-	-	-	-	-	23
<b>TOTAL : C - GRANTS-IN-AID AND CONTRIBUTIONS</b>	<b>2722.61</b>	<b>856.95</b>	<b>7100.72</b>	<b>1810.13</b>	<b>4912.63</b>	<b>5831.67</b>	<b>2205.12</b>	<b>1312.88</b>	<b>148.45</b>	<b>24</b>
<b>TOTAL : REVENUE RECEIPTS</b> <b>(A)+(B)+(C)</b>	<b>649426.42</b>	<b>2135.62</b>	<b>54142.55</b>	<b>3003.01</b>	<b>15324.92</b>	<b>28209.72</b>	<b>13878.65</b>	<b>14912.38</b>	<b>2943.90</b>	<b>25</b>

**NO.2-ACCOUNT SHOWING BY MAJOR HEADS THE REVENUE RECEIPTS OF THE UNION, UNION TERRITORY AND STATE GOVERNMENTS for the year ended 31st March, 2008 - Contd.**

Item No.	STATE GOVERNMENTS								Total carried over
	Gujarat	Haryana	Himachal Pradesh	Jammu and Kashmir	Jharkhand	Karnataka	Kerala	Madhya Pradesh	
1	28871.00	17329.20	3015.90	4466.96	8757.48	34025.13	18492.80	23692.08	766334.30
2	1559.34	4077.03	264.07	133.77	174.10	1259.13	772.15	870.94	101561.97
3	2965.45	370.54	1549.34	143.82	1409.22	1627.31	385.63	1854.01	104037.33
4	-	0.10	-	-	-	0.21	-	-	44.17
5	66.82	16.03	5.97	-	10.41	14.05	20.30	3.37	346.53
6	-	622.55	0.33	-	-	-	-	-	728.15
7	-	-	-	-	-	0.33	4.39	-	8.97
8	-	-	-	-	-	-	0.37	-	0.41
9	-	-	-	-	-	-	-	-	5494.90
10	-	-	-	-	-	-	-	-	0.00
11	-	-	-	-	-	-	-	-	26746.01
12	-	-	-	-	-	-	-	-	31.48
13	0.70	-	-	-	-	-	0.32	-	539.42
14	0.01	4.07	0.21	0.71	0.25	13.14	4.42	-	59.90
15	-	-	-	-	-	-	-	-	204.66
16	0.16	-	-	-	0.34	0.23	3.45	-	56.78
17	16.83	6.77	2.51	0.54	7.08	443.25	18.52	9.86	2097.47
18	3049.97	1020.06	1558.36	145.07	1427.30	2098.52	437.40	1867.24	140396.18
19	4231.80	4333.84	1754.50	213.51	1514.25	2959.01	1111.26	2471.94	164722.80
20	4609.31	5097.09	1822.43	278.84	1601.40	3357.65	1209.55	2738.18	241958.15
21	3768.88	1401.48	4567.29	8495.87	1841.77	5027.49	2176.59	5729.41	57187.33
22	-	-	-	-	-	-	-	-	2567.55
23	-	-	-	-	-	-	-	-	155.06
24	3768.88	1401.48	4567.29	8495.87	1841.77	5027.49	2176.59	5729.41	59909.94
25	35689.85	19750.74	9141.55	13107.90	12026.55	41151.14	21106.79	30688.73	966640.42

**NO.2-ACCOUNT SHOWING BY MAJOR HEADS THE REVENUE RECEIPTS OF THE UNION, UNION TERRITORY AND STATE GOVERNMENTS for the year ended 31st March, 2008 - Contd.**

RECEIPT HEADS (Revenue Account)	Total brought forward	STATE GOVERNMENTS						Item No
		Maharashtra	Manipur	Meghalaya	Mizoram	Nagaland	Orissa	
Brought forward from pages 52-53 A+B[a+b+c(i)]+c(ii)]	766334.30	69018.42	792.55	930.07	471.75	565.52	16031.12	1
TOTAL : B-NON-TAX REVENUE [a+b+c(i)]+c(ii)] brought forward from pages 52-53	101561.97	13892.79	94.71	46.91	30.88	34.38	1328.53	2
Total c (iii) brought forward from pages 52-53	104037.33	2971.81	69.84	151.97	93.65	75.72	1274.88	3
<b>(iii) Economic Services - Concltd.</b>								
1053-Civil Aviation	44.17	-	-	-	2.96	-	-	4
1054-Roads and Bridges	346.53	2.07	0.01	0.04	0.22	0.73	41.45	5
1055-Road Transport	728.15	-	-	-	1.65	8.37	-	6
1056-Inland Water Transport	8.97	-	-	-	-	-	0.21	7
1075-Other Transport Services	0.41	-	-	-	-	-	-	8
1201-Postal Receipts	5494.90	-	-	-	-	-	-	9
1225-Telecommunication Receipts	0.00	-	-	-	-	-	-	10
1275-Other Communications Services	26746.01	-	-	-	-	-	-	11
1401-Atomic Energy Research	31.48	-	-	-	-	-	-	12
1425-Other Scientific Research	539.42	-	0.02	-	-	-	-	13
1452-Tourism	59.90	2.37	0.09	0.01	0.87	0.21	0.15	14
1453-Foreign Trade and Export Promotion	204.66	-	-	-	-	-	-	15
1456-Civil Supplies	56.78	-	-	0.19	-	-	3.31	16
1475-Other General Economic Services	2097.47	78.93	0.05	0.24	0.07	0.08	5.05	17
Total : c(iii)	140396.18	3055.18	70.01	152.45	99.42	85.11	1325.05	18
Total (c) Other Non-Tax Revenue c(i)+c(ii)+c(iii)	164722.80	15655.74	137.11	183.96	114.70	113.83	1942.25	19
TOTAL : B-NON-TAX REVENUE (a)+(b)+(c)	241958.15	16947.97	164.72	199.36	130.30	119.49	2653.58	20
<b>C- GRANTS-IN-AID AND CONTRIBUTIONS-</b>								
1601-Grants-in-aid from Central Government	57187.33	7509.55	2645.71	1358.86	1468.57	2345.39	4611.02	21
1605-External Grant Assistance	2567.55	-	-	-	-	-	-	22
1606-Aid Material and Equipment	155.06	-	-	-	-	-	-	23
TOTAL : C - GRANTS-IN-AID AND CONTRIBUTIONS	59909.94	7509.55	2645.71	1358.86	1468.57	2345.39	4611.02	24
TOTAL : REVENUE RECEIPTS (A)+(B)+(C)	966640.42	79583.15	3508.27	2441.38	2039.74	2996.02	21967.19	25

**NO.2-ACCOUNT SHOWING BY MAJOR HEADS THE REVENUE RECEIPTS OF THE UNION, UNION TERRITORY AND STATE GOVERNMENTS for the year ended 31st March, 2008 - Concl'd.**

Item No.	STATE GOVERNMENTS								Total
	Punjab	Rajasthan	Sikkim	Tamil Nadu	Tripura	Uttar Pradesh	Uttarakhand	West Bengal	
1	16794.76	24365.51	1825.51	40075.89	1076.94	58467.11	4366.26	24908.32	1026024.03
2	4920.60	2563.19	1282.54	2391.51	55.62	4220.05	199.81	1052.92	133676.41
3	107.17	1457.29	114.34	829.17	21.43	1488.34	451.49	389.17	113533.60
4	--	-	-	-	-	0.01	1.37	-	48.51
5	0.26	5.47	-	39.92	-	74.24	1.80	13.66	526.40
6	155.26	-	15.62	-	-	4.62	2.02	-	915.69
7	-	-	-	2.43	-	-	-	0.01	11.62
8	-	-	-	-	1.21	-	-	-	1.62
9	-	-	-	-	-	-	-	-	5494.90
10	-	-	-	-	-	-	-	-	0.00
11	-	-	-	-	-	-	-	-	26746.01
12	-	-	-	-	-	-	-	-	31.48
13	-	-	-	0.00	-	-	-	0.01	539.45
14	-	15.19	1.18	22.73	0.63	2.88	8.35	1.37	115.93
15	-	-	-	-	-	0.32	-	-	204.98
16	13.07	-	-	2.89	0.05	2.41	1.26	3.26	83.22
17	57.61	12.80	0.07	15.71	0.28	23.14	2.28	12.69	2306.47
18	333.37	1490.75	131.21	912.85	23.60	1595.96	468.57	420.17	150559.88
19	4905.19	2928.84	1397.96	2022.16	56.21	4557.39	626.29	776.91	200141.34
20	5253.97	4053.94	1413.75	3304.36	79.22	5816.01	668.38	1473.09	284236.29
21	2109.49	4924.36	742.70	6531.77	2561.61	8609.40	3056.26	4838.90	110500.92
22	-	-	-	-	-	-	-	-	2567.55
23	-	-	-	-	-	-	-	-	155.06
24	2109.49	4924.36	742.70	6531.77	2561.61	8609.40	3056.26	4838.90	113223.53
25	19237.62	30780.62	2699.42	47520.51	3662.15	68672.47	7891.09	30167.39	1289807.44

**NO. 3 - ACCOUNT showing by MAJOR HEADS the EXPENDITURE met from REVENUE of the UNION, UNION TERRITORY AND STATE GOVERNMENTS for the year ended 31st March, 2008**

EXPENDITURE HEADS (Revenue Account)	Union Government	U.T. Govt. Puducherry	STATE GOVERNMENTS							Item No
			Andhra Pradesh	Arunachal Pradesh	Assam	Bihar	Chhattisgarh	NCT Delhi	Goa	
			(In crores of rupees)							
<b>A-GENERAL SERVICES-</b>										
<b>(a) Organs of State-</b>										
2011-Parliament/State/Union Territory Legislatures	347.20	5.70	44.91	8.45	18.36	53.87	11.21	6.30	7.47	1
2012-President, Vice-President /Governor/Administrator of Union Territories	21.90	1.85	4.28	1.67	2.31	1.97	2.56	3.04	2.85	2
2013-Council of Ministers	182.06	4.53	11.27	6.40	3.39	7.29	21.27	4.47	3.39	3
2014-Administration of Justice	184.69	5.20	281.77	1.24	63.16	204.11	44.16	155.91	14.50	4
2015-Elections	270.58	0.61	24.34	9.24	13.32	28.94	8.87	11.83	7.40	5
2016-Audit	1159.91	-	-	-	-	-	-	3.61	-	6
<b>Total (a) Organs of State</b>	<b>2166.34</b>	<b>17.89</b>	<b>366.57</b>	<b>27.00</b>	<b>100.54</b>	<b>296.18</b>	<b>88.07</b>	<b>185.16</b>	<b>35.61</b>	<b>7</b>
<b>(b) Fiscal Services-</b>										
<b>(i) Collection of Taxes on Income and Expenditure-</b>										
2020-Collection of Taxes on Income and Expenditure	1566.65	-	-	-	-	-	-	-	-	8
<b>(ii) Collection of Taxes on Property and Capital Transactions-</b>										
2029-Land Revenue	4.71	59.29	59.73	2.01	80.37	197.02	66.66	1.73	3.28	9
2030-Stamps and Registration	1.35	1.91	92.26	0.52	9.41	34.03	42.18	44.81	3.34	10
2031-Collection of Estate Duty, Taxes on Wealth and Gift Tax	146.47	-	-	-	-	-	-	-	-	11
2035-Collection of Taxes on Property and Capital Transactions	-	-	-	-	-	-	-	-	-	12
<b>Total (ii)</b>	<b>152.53</b>	<b>61.20</b>	<b>151.99</b>	<b>2.53</b>	<b>89.78</b>	<b>231.05</b>	<b>108.84</b>	<b>46.54</b>	<b>6.62</b>	<b>13</b>
<b>(iii) Collection of Taxes on Commodities and Services-</b>										
2037-Customs	939.01	-	-	-	-	-	-	-	-	14
2038-Union Excise Duties	1107.29	-	-	-	-	-	-	-	-	15
2039-State Excise	1.03	2.80	165.04	3.34	10.37	22.14	35.17	6.53	3.76	16
2040-Taxes on Sales Trade etc.	1.78	3.13	175.89	-	23.39	42.33	14.24	36.85	4.63	17
2041-Taxes on Vehicles	2.69	1.50	62.46	-	8.56	5.95	7.48	46.25	1.30	18
2045-Other Taxes and Duties on Commodities and Services	0.19	0.31	3.50	0.05	1.62	0.43	12.72	0.28	0.97	19
<b>Total (iii)</b>	<b>2051.99</b>	<b>7.74</b>	<b>406.89</b>	<b>3.39</b>	<b>43.94</b>	<b>71.25</b>	<b>178.61</b>	<b>89.91</b>	<b>10.66</b>	<b>20</b>
<b>(iv) Other Fiscal Services-</b>										
2046-Currency, Coinage and Mint	0.00	-	-	-	-	-	-	-	-	21
2047-Other Fiscal Services	56.29	-	63.09	0.34	1.24	1.97	0.34	6.65	0.03	22
<b>Total (iv)</b>	<b>56.29</b>	<b>0.00</b>	<b>63.09</b>	<b>0.34</b>	<b>1.24</b>	<b>1.97</b>	<b>0.34</b>	<b>6.65</b>	<b>0.03</b>	<b>23</b>
<b>Total (b) Fiscal Services (i)+(ii)+(iii)+(iv)</b>	<b>3827.46</b>	<b>68.94</b>	<b>621.97</b>	<b>6.26</b>	<b>134.96</b>	<b>304.27</b>	<b>287.79</b>	<b>143.10</b>	<b>17.31</b>	<b>24</b>
<b>Carried over to pages 62-63</b>	<b>5993.80</b>	<b>86.83</b>	<b>988.54</b>	<b>33.26</b>	<b>235.50</b>	<b>600.45</b>	<b>375.86</b>	<b>328.26</b>	<b>52.92</b>	<b>25</b>

## COMBINED FINANCE AND REVENUE ACCOUNTS OF THE UNION AND STATE GOVERNMENTS IN INDIA FOR THE YEAR 2007-08

## NO. 3 - ACCOUNT showing by MAJOR HEADS the EXPENDITURE met from REVENUE of the UNION, UNION TERRITORY AND STATE GOVERNMENTS for the year ended 31st March, 2008 - Contd.

Item No.	STATE GOVERNMENTS								Total carried over
	Gujarat	Haryana	Himachal Pradesh	Jammu and Kashmir	Jharkhand	Karnataka	Kerala	Madhya Pradesh	
1	10.31	14.70	9.03	16.59	22.36	41.70	27.62	23.69	669.47
2	2.81	3.72	2.68	2.63	3.04	3.41	2.44	3.20	66.36
3	1.70	27.47	4.38	2.86	3.71	8.92	4.72	21.82	319.65
4	199.79	104.76	54.13	48.64	86.76	237.03	181.52	156.31	2023.68
5	105.28	12.73	14.50	4.26	13.95	38.21	18.50	15.37	597.93
6	-	-	-	-	-	-	-	-	1163.52
<b>7</b>	<b>319.89</b>	<b>163.38</b>	<b>84.72</b>	<b>74.98</b>	<b>129.82</b>	<b>329.27</b>	<b>234.80</b>	<b>220.39</b>	<b>4840.61</b>
8	-	-	-	-	-	3.28	0.21	0.21	1570.35
9	47.52	60.36	76.73	30.72	92.33	135.99	152.19	190.93	1261.57
10	38.97	12.04	1.01	13.41	7.81	44.68	81.01	174.42	603.16
11	-	-	-	-	-	-	-	-	146.47
12	-	-	-	0.17	-	-	0.10	-	0.27
<b>13</b>	<b>86.49</b>	<b>72.40</b>	<b>77.74</b>	<b>44.30</b>	<b>100.14</b>	<b>180.67</b>	<b>233.30</b>	<b>365.35</b>	<b>2011.47</b>
14	-	-	-	-	-	-	-	-	939.01
15	-	-	-	-	-	-	-	-	1107.29
16	7.62	12.95	1.95	9.88	7.51	65.78	69.40	396.63	821.90
17	97.66	50.64	0.97	14.52	16.66	122.26	89.75	54.66	749.76
18	38.58	5.47	2.16	3.98	2.90	42.15	26.00	28.51	285.94
19	10.68	2.30	15.64	0.80	0.31	4.75	8.18	274.03	445.76
<b>20</b>	<b>154.54</b>	<b>71.36</b>	<b>20.72</b>	<b>29.18</b>	<b>27.38</b>	<b>234.94</b>	<b>193.33</b>	<b>753.83</b>	<b>4349.66</b>
21	-	-	-	-	-	-	-	-	0.00
22	2.36	1.25	0.92	0.63	1.52	30.20	135.23	2.09	304.15
<b>23</b>	<b>2.36</b>	<b>1.25</b>	<b>0.92</b>	<b>0.63</b>	<b>1.52</b>	<b>30.20</b>	<b>135.23</b>	<b>2.09</b>	<b>304.15</b>
<b>24</b>	<b>243.39</b>	<b>145.01</b>	<b>99.38</b>	<b>74.11</b>	<b>129.04</b>	<b>449.09</b>	<b>562.07</b>	<b>1121.48</b>	<b>8235.63</b>
<b>25</b>	<b>563.28</b>	<b>308.39</b>	<b>184.10</b>	<b>149.09</b>	<b>258.86</b>	<b>778.36</b>	<b>796.87</b>	<b>1341.87</b>	<b>13076.24</b>

**NG. 3 - ACCOUNT showing by MAJOR HEADS the EXPENDITURE met from REVENUE of the UNION, UNION TERRITORY AND STATE GOVERNMENTS for the year ended 31st March, 2008 - Contd.**

EXPENDITURE HEADS (Revenue Account)	Total brought forward	(In crores of rupees)						STATE GOVERNMENTS	Item No.
		Maharashtra	Manipur	Meghalaya	Mizoram	Nagaland	Orissa		
<b>A-GENERAL SERVICES-</b>									
<b>(a) Organs of State-</b>									
2011-Parliament/State/Union Territory Legislatures	669.47	49.17	14.35	37.32	6.97	11.28	10.97	1	
2012-President, Vice-President /Governor/Administrator of Union Territories	66.36	4.58	1.62	3.11	2.26	2.48	2.90	2	
2013-Council of Ministers	319.65	8.85	1.66	4.24	1.94	4.94	3.06	3	
2014-Administration of Justice	2023.68	412.52	16.13	4.24	13.22	8.71	88.43	4	
2015-Elections	597.93	65.40	6.38	16.56	5.76	9.13	14.44	5	
2016-Audit	1163.52	-	-	-	-	-	-	6	
<b>Total (a) Organs of State</b>	<b>4840.61</b>	<b>540.52</b>	<b>40.14</b>	<b>65.47</b>	<b>30.15</b>	<b>36.54</b>	<b>119.80</b>	<b>7</b>	
<b>(b) Fiscal Services-</b>									
<b>(i)Collection of Taxes on Income and Expenditure-</b>									
2020-Collection of Taxes on Income and Expenditure	1570.35	10.71	-	-	0.66	-	-	8	
<b>(ii)Collection of Taxes on Property and Capital Transactions-</b>									
2029-Land Revenue	1261.57	115.34	12.52	5.28	5.67	7.45	140.62	9	
2030-Stamps and Registration	603.16	110.82	0.86	0.74	0.12	0.38	21.22	10	
2031-Collection of Estate Duty, Taxes on Wealth and Gift Tax	146.47	-	-	-	-	-	-	11	
2035-Collection of Taxes on Property and Capital Transactions	0.27	-	-	-	-	-	-	12	
<b>Total (ii)</b>	<b>2011.47</b>	<b>226.16</b>	<b>13.38</b>	<b>6.02</b>	<b>5.79</b>	<b>7.83</b>	<b>161.84</b>	<b>13</b>	
<b>(iii)Collection of Taxes on Commodities and Services-</b>									
2037-Customs	939.01	-	-	-	-	-	-	14	
2038-Union Excise Duties	1107.29	-	-	-	-	-	-	15	
2039-State Excise	821.90	38.26	1.61	4.66	8.71	6.24	17.50	16	
2040-Taxes on Sales Trade etc.	749.76	159.89	1.63	5.65	4.63	4.48	31.08	17	
2041-Taxes on Vehicles	285.94	354.59	2.51	10.57	2.66	2.79	13.77	18	
2045-Other Taxes and Duties on Commodities and Services	445.76	26.48	0.05	0.52	-	0.25	3.14	19	
<b>Total (iii)</b>	<b>4349.66</b>	<b>579.22</b>	<b>5.80</b>	<b>21.40</b>	<b>16.00</b>	<b>13.76</b>	<b>65.49</b>	<b>20</b>	
<b>(iv) Other Fiscal Services-</b>									
2046-Currency, Coinage and Mint	0.00	-	-	-	-	-	-	21	
2047-Other Fiscal Services	304.15	6.04	0.26	0.10	0.60	0.04	2.55	22	
<b>Total (iv)</b>	<b>304.15</b>	<b>6.04</b>	<b>0.26</b>	<b>0.10</b>	<b>0.60</b>	<b>0.04</b>	<b>2.55</b>	<b>23</b>	
<b>Total (b) Fiscal Services (i)+(ii)+(iii)+(iv)</b>	<b>8235.63</b>	<b>822.13</b>	<b>19.44</b>	<b>27.52</b>	<b>23.05</b>	<b>21.63</b>	<b>229.88</b>	<b>24</b>	
<b>Carried over to pages 64-65</b>	<b>13076.24</b>	<b>1362.65</b>	<b>59.58</b>	<b>92.99</b>	<b>53.20</b>	<b>58.17</b>	<b>349.68</b>	<b>25</b>	



## COMBINED FINANCE AND REVENUE ACCOUNTS OF THE UNION AND STATE GOVERNMENTS IN INDIA FOR THE YEAR 2007-08

## NO. 3 - ACCOUNT showing by MAJOR HEADS the EXPENDITURE met from REVENUE of the UNION, UNION TERRITORY AND STATE GOVERNMENTS for the year ended 31st March, 2008 - Contd.

Item No.	STATE GOVERNMENTS								(In crores of rupees)
	Punjab	Rajasthan	Sikkim	Tamil Nadu	Tripura	Uttar Pradesh	Uttarakhand	West Bengal	Total
1	15.06	19.52	4.53	18.14	6.05	58.58	9.65	24.78	955.84
2	2.82	4.16	2.53	4.03	1.71	3.82	2.08	3.21	107.67
3	24.68	5.99	5.05	4.19	0.41	25.05	43.34	4.92	457.97
4	122.39	203.53	7.89	241.96	29.54	482.13	36.22	191.31	3881.90
5	20.15	12.06	4.97	42.44	9.82	60.39	10.65	50.28	926.36
6	-	-	-	-	-	-	-	-	1163.52
7	<b>185.10</b>	<b>245.26</b>	<b>24.97</b>	<b>310.76</b>	<b>47.53</b>	<b>629.97</b>	<b>101.94</b>	<b>274.50</b>	<b>7493.26</b>
8	-	-	0.60	0.23	0.17	-	-	10.48	1593.20
9	91.63	231.18	3.85	107.41	11.73	763.06	56.29	332.84	3146.44
10	18.22	22.80	0.07	129.24	1.93	74.58	33.88	60.10	1078.12
11	-	-	-	-	-	-	-	-	146.47
12	-	0.02	-	4.19	-	-	-	0.44	4.92
13	<b>109.85</b>	<b>254.00</b>	<b>3.92</b>	<b>240.84</b>	<b>13.66</b>	<b>837.64</b>	<b>90.17</b>	<b>393.38</b>	<b>4375.95</b>
14	-	-	-	-	-	-	-	-	939.01
15	-	-	-	-	-	-	-	-	1107.29
16	13.27	48.51	1.97	38.64	0.87	43.96	4.04	49.59	1099.73
17	45.80	182.33	1.72	140.85	3.05	221.74	16.56	92.42	1661.59
19	7.66	25.31	0.60	42.75	0.98	0.27	0.13	10.86	761.39
19	1.99	9.16	16.48	4.03	0.18	79.41	1.21	4.99	593.65
20	<b>68.72</b>	<b>265.31</b>	<b>20.77</b>	<b>226.27</b>	<b>5.08</b>	<b>345.38</b>	<b>21.94</b>	<b>157.86</b>	<b>6162.66</b>
21	-	-	-	-	-	-	-	-	0.00
22	38.32	4.99	-	35.25	1.01	9.31	1.94	26.64	431.20
23	<b>38.32</b>	<b>5.00</b>	<b>0.00</b>	<b>35.25</b>	<b>1.01</b>	<b>9.31</b>	<b>1.94</b>	<b>26.64</b>	<b>431.20</b>
24	<b>216.89</b>	<b>524.31</b>	<b>25.29</b>	<b>502.59</b>	<b>19.92</b>	<b>1192.33</b>	<b>114.05</b>	<b>588.36</b>	<b>12563.01</b>
25	<b>401.95</b>	<b>769.57</b>	<b>50.26</b>	<b>813.35</b>	<b>67.45</b>	<b>1822.30</b>	<b>215.99</b>	<b>862.86</b>	<b>20056.27</b>

**NO. 3 - ACCOUNT showing by MAJOR HEADS the EXPENDITURE met from REVENUE of the UNION, UNION TERRITORY AND STATE GOVERNMENTS for the year ended 31st March, 2008 - Contd.**

EXPENDITURE HEADS (Revenue Account)	(In crores of rupees)									
	Union Government	U.T. Govt. Puducherry	GOVERNMENTS Andhra Pradesh	Arunachal Pradesh	Assam	Bihar	Chhattisgarh	NCT Delhi	Goa	Item No
<b>Brought forward from pages 58-59</b>	<b>5993.80</b>	<b>86.83</b>	<b>988.54</b>	<b>33.26</b>	<b>235.50</b>	<b>600.45</b>	<b>375.86</b>	<b>328.26</b>	<b>52.92</b>	<b>1</b>
<b>A-GENERAL SERVICES-Concid.</b>										
<b>(c) Interest Payment and Servicing of Debt-</b>										
2048-Appropriation for reduction or avoidance of debt	-	-	377.11	12.40	204.00	-	100.00	-	20.00	2
2049-Interest Payments	179986.65	217.38	7588.72	154.94	1512.24	3706.99	1140.18	2504.34	446.86	3
<b>Total (c)</b>	<b>179986.65</b>	<b>217.38</b>	<b>7965.83</b>	<b>167.34</b>	<b>1716.24</b>	<b>3706.99</b>	<b>1240.18</b>	<b>2504.34</b>	<b>466.86</b>	<b>4</b>
<b>(d)Administrative Services-</b>										
2051-Public Service Commission	95.72	-	11.93	1.79	3.47	8.79	1.77	6.74	0.89	5
2052-Secretariat-General Services	1174.09	8.21	1053.33	32.39	276.32	61.43	26.09	22.41	11.56	6
2053-District Administration	8.87	2.08	459.90	59.55	52.86	308.69	57.55	47.54	11.44	7
2054-Treasury and Accounts Administration	5.47	5.69	143.14	6.61	25.73	31.86	12.77	15.97	6.61	8
2055-Police	14127.55	49.97	1944.30	123.13	975.00	1309.30	490.94	6.50	89.71	9
2056-Jails	6.90	1.70	81.82	1.03	31.88	100.63	31.22	84.12	3.19	10
2057-Supplies and Disposals	45.07	-	-	-	-	-	-	-	-	11
2058-Stationery and Printing	52.12	9.81	41.18	2.18	13.88	10.61	4.89	-	3.00	12
2059-Public Works	800.64	13.02	165.28	72.91	157.50	197.39	85.35	178.88	36.58	13
2061-External Affairs	2181.32	-	-	-	-	-	-	-	-	14
2070-Other Administrative Services	724.90	22.19	222.35	9.88	94.86	126.89	28.44	54.47	11.83	15
<b>Total (d)</b>	<b>19222.65</b>	<b>112.67</b>	<b>4123.23</b>	<b>309.47</b>	<b>1631.50</b>	<b>2155.59</b>	<b>739.02</b>	<b>416.63</b>	<b>174.81</b>	<b>16</b>
<b>(e)Pensions and Miscellaneous General Services-</b>										
2071-Pensions and Other retirement benefits	24261.00	120.03	5092.13	108.76	1340.68	2788.94 <sup>(A)</sup>	684.51	-	140.06	17
2075-Miscellaneous General Services	13084.87	0.72	0.51	1.23	0.50	-	0.04	0.02	2.53	18
<b>Total (e)</b>	<b>37345.87</b>	<b>120.75</b>	<b>5092.64</b>	<b>109.99</b>	<b>1341.18</b>	<b>2788.94</b>	<b>684.55</b>	<b>0.02</b>	<b>142.59</b>	<b>19</b>
<b>(f) Defence Service-</b>										
2076-Defence Services - Army	35455.46	-	-	-	-	-	-	-	-	20
2077-Defence Services - Navy	7116.88	-	-	-	-	-	-	-	-	21
2078-Defence Services - Air Force	10559.36	-	-	-	-	-	-	-	-	22
2079-Defence Services - Ordnance Factories	1037.46	-	-	-	-	-	-	-	-	23
2080-Defence Services - Research and Development	3189.22	-	-	-	-	-	-	-	-	24
<b>Total (f)</b>	<b>57358.38</b>	<b>0.00</b>	<b>0.00</b>	<b>0.00</b>	<b>0.00</b>	<b>0.00</b>	<b>0.00</b>	<b>0.00</b>	<b>0.00</b>	<b>25</b>
<b>TOTAL: A-GENERAL SERVICES carried over to pages 66-67</b>	<b>299907.35</b>	<b>537.63</b>	<b>18170.24</b>	<b>620.06</b>	<b>4924.42</b>	<b>9251.97</b>	<b>3039.61</b>	<b>3249.25</b>	<b>837.18</b>	<b>26</b>

(A) The expenditure booked in accounts is subject to revision in terms of Bihar Reorganisation Act, 2000.

**NO. 3 - ACCOUNT showing by MAJOR HEADS the EXPENDITURE met from REVENUE of the UNION, UNION TERRITORY  
AND STATE GOVERNMENTS for the year ended 31st March, 2008 - Contd.**

Item No.	STATE GOVERNMENTS								Total carried over
	Gujarat	Haryana	Himachal Pradesh	Jammu and Kashmir	Jharkhand	Karnataka	Kerala	Madhya Pradesh	
1	563.28	308.39	184.10	149.09	258.86	778.36	796.87	1341.87	13076.24
2	900.00	49.97	-	1.00	-	-	222.52	-	1887.00
3	7484.45 (A)	2345.77	1702.72	2435.10	1758.03	4505.78	4329.65	4190.77	226010.57
4	8384.45	2395.74	1702.72	2436.10	1758.03	4505.78	4552.17	4190.77	227897.57
5	7.62	7.51	4.51	2.97	5.63	10.97	43.65	4.12	218.08
6	98.79	46.09	31.54	22.27	554.70	60.14	69.83	84.63	3633.82
7	108.35	62.80	73.06	42.58	129.03	188.91	172.32	167.95	1953.48
8	50.58	19.21	18.12	40.60	10.01	54.02	78.22	41.92	566.53
9	1061.20	773.68	249.35	1391.72	898.77	1336.14	804.62	1047.10	26678.98
10	34.19	49.45	9.08	22.44	41.96	46.57	41.51	83.19	670.88
11	-	1.10	0.59	-	-	-	-	-	46.76
12	37.67	13.95	14.87	16.32	1.25	119.61	58.67	22.63	422.64
13	158.85	219.56	138.72	185.74	70.00	377.88	129.65	215.14	3203.09
14	-	-	-	-	-	-	-	-	2181.32
15	65.97	33.12	44.19	120.75	60.92	121.43	74.15	90.12	1906.46
16	1623.22	1226.47	584.03	1845.39	1772.27	2315.67	1472.62	1756.80	41482.04
17	2979.38	1297.51	949.32	1192.96	818.32	3240.58	4924.53	1964.28	51902.99
18	104.14	1.58	9.21	0.04	-	31.39	437.90	100.62	13775.30
19	3083.52	1299.09	958.53	1193.00	818.32	3271.97	5362.43	2064.90	65678.29
20	-	-	-	-	-	-	-	-	35455.46
21	-	-	-	-	-	-	-	-	7116.88
22	-	-	-	-	-	-	-	-	10559.36
23	-	-	-	-	-	-	-	-	1037.46
24	-	-	-	-	-	-	-	-	3189.22
25	0.00	0.00	0.00	0.00	0.00	0.00	0.00	0.00	57358.38
26	13654.47	5229.69	3429.38	5623.58	4607.48	10871.78	12184.09	9354.34	405492.52

(A) Includes Rs.90.99 crore spent out of an advance from the Contingency Fund during 2006-07 and recouped to the Fund during 2007-08.

**NO. 3 - ACCOUNT showing by MAJOR HEADS the EXPENDITURE met from REVENUE of the UNION, UNION TERRITORY  
AND STATE GOVERNMENTS for the year ended 31st March, 2008 - Contd.**

EXPENDITURE HEADS (Revenue Account)	Total brought forward	STATE GOVERNMENTS						Item No.
		Maharashtra	Manipur	Meghalaya	Mizoram	Nagaland	Orissa	
<b>Brought forward from pages 60-61</b>	<b>13076.24</b>	<b>1362.65</b>	<b>59.58</b>	<b>92.99</b>	<b>53.20</b>	<b>58.17</b>	<b>349.68</b>	<b>1</b>
<b>A-GENERAL SERVICES-Concl'd.</b>								
<b>(c) Interest Payment and Servicing of Debt-</b>								
2048-Appropriation for reduction or avoidance of debt	1887.00	561.00	-	11.69	14.00	19.18	700.07	2
2049-Interest Payments	226010.57	12204.01	298.50	188.99	208.01	270.46	3169.48	3
<b>Total (c)</b>	<b>227897.57</b>	<b>12765.01</b>	<b>298.50</b>	<b>200.68</b>	<b>222.01</b>	<b>289.64</b>	<b>3869.55</b>	<b>4</b>
<b>(d)Administrative Services-</b>								
2051-Public Service Commission	218.08	9.25	1.54	1.38	2.15	1.68	3.56	5
2052-Secretariat-General Services	3633.82	103.60	19.38	34.63	23.32	40.58	62.49	6
2053-District Administration	1953.48	1542.90	12.88	10.93	16.82	45.65	61.39	7
2054-Treasury and Accounts Administration	566.53	82.33	5.37	8.16	8.40	9.09	33.72	8
2055-Police	26678.98	2957.03	261.04	162.53	148.02	406.12	596.27	9
2056-Jails	670.88	111.76	4.77	4.06	11.05	9.99	46.14	10
2057-Supplies and Disposals	46.76	0.71	-	-	0.59	-	-	11
2058-Stationery and Printing	422.54	76.95	2.46	9.27	6.31	9.01	24.66	12
2059-Public Works	3203.09	527.25	44.05	77.68	26.12	38.04	198.01	13
2061-External Affairs	2181.32	-	-	-	-	-	-	14
2070-Other Administrative Services	1906.46	91.76	16.09	40.82	29.73	24.19	85.89	15
<b>Total (d)</b>	<b>41482.04</b>	<b>5503.54</b>	<b>367.58</b>	<b>349.46</b>	<b>272.51</b>	<b>584.35</b>	<b>1112.13</b>	<b>16</b>
<b>(e)Pensions and Miscellaneous General Services-</b>								
2071-Pensions and Other retirement benefits	51902.99	4191.26	205.75	134.70	97.14	259.73	1801.36	17
2075-Miscellaneous General Services	13775.30	23.95	0.53	0.42	0.79	1.56	94.48	18
<b>Total (e)</b>	<b>65678.29</b>	<b>4215.21</b>	<b>206.28</b>	<b>135.12</b>	<b>97.93</b>	<b>261.29</b>	<b>1895.84</b>	<b>19</b>
<b>(f) Defence Service-</b>								
2076-Defence Services - Army	35455.46	-	-	-	-	-	-	20
2077-Defence Services - Navy	7116.88	-	-	-	-	-	-	21
2078-Defence Services - Air Force	10559.36	-	-	-	-	-	-	22
2079-Defence Services - Ordnance Factories	1037.46	-	-	-	-	-	-	23
2080-Defence Services - Research and Development	3189.22	-	-	-	-	-	-	24
<b>Total (f)</b>	<b>57358.38</b>	<b>0.00</b>	<b>0.00</b>	<b>0.00</b>	<b>0.00</b>	<b>0.00</b>	<b>0.00</b>	<b>25</b>
<b>TOTAL: A-GENERAL SERVICES carried over to pages 68-69</b>	<b>405492.52</b>	<b>23846.41</b>	<b>931.94</b>	<b>778.25</b>	<b>645.65</b>	<b>1193.45</b>	<b>7227.20</b>	<b>26</b>

(A) Includes interest relief of Rs.19.33 crore for 2006-07.

**NO. 3 - ACCOUNT showing by MAJOR HEADS the EXPENDITURE met from REVENUE of the UNION, UNION TERRITORY  
AND STATE GOVERNMENTS for the year ended 31st March, 2008 - Contd.**

Item No.	STATE GOVERNMENTS								Total
	Punjab	Rajasthan	Sikkim	Tamil Nadu	Tripura	Uttar Pradesh	Uttarakhand	West Bengal	
1	401.99	769.57	50.26	813.35	67.45	1822.30	215.99	862.86	20056.27
2	-	-	11.73	450.00	40.00	3057.93	93.00	210.00	7055.60
3	4526.92	5942.99	117.74	6085.85	395.76	10820.15	1095.94	11383.56	282718.93
4	4526.92	5942.99	129.47	6535.85	435.76	13878.08	1188.94	11593.56	289774.53
5	3.12	8.91	0.87	20.88	1.88	15.43	3.20	8.47	300.40
6	67.84	58.77	12.95	85.57	18.27	155.48	38.91	73.57	4423.18
7	115.05	145.59	4.51	434.52	20.69	251.34	35.47	81.61	4732.83
8	29.36	58.78	5.51	102.81	1.94	107.95	19.57	70.68	1110.20
9	1424.42	1057.44	74.06	1564.35	318.73	3215.93	297.45	1481.06	40643.43
10	71.82	46.40	2.61	77.48	9.37	162.92	10.91	84.83	1324.99
11	0.99	-	-	-	-	-	-	-	49.05
12	15.84	15.62	3.26	55.49	6.15	68.91	6.05	19.74	742.36
13	212.11	145.05	22.48	202.75	89.14	374.25	151.37	311.86	5623.25
14	-	-	-	-	-	-	-	-	2181.32
15	121.20	93.26	18.19	160.37	27.97	339.11	18.61	256.88	3230.53
16	2061.75	1629.82	144.44	2704.22	494.14	4691.32	581.54	2388.70	64367.54
17	2432.59	2564.20	50.19	6017.03	315.30	6136.24	622.87	3995.40	80726.75
18	3468.65	15.69	1215.42	58.32	-	22.81	45.68	26.05	18749.65
19	5901.24	2579.89	1265.61	6075.35	315.30	6159.05	668.55	4021.45	99476.40
20	-	-	-	-	-	-	-	-	35455.46
21	-	-	-	-	-	-	-	-	7116.88
22	-	-	-	-	-	-	-	-	10559.36
23	-	-	-	-	-	-	-	-	1037.46
24	-	-	-	-	-	-	-	-	3189.22
25	0.00	0.00	0.00	0.00	0.00	0.00	0.00	0.00	57358.38
26	12891.90	10922.27	1589.78	16128.77	1312.65	26550.75	2655.02	18866.57	531033.13

**NO. 3 - ACCOUNT showing by MAJOR HEADS the EXPENDITURE met from REVENUE of the UNION, UNION TERRITORY AND STATE GOVERNMENTS for the year ended 31st March, 2008 - Contd.**

EXPENDITURE HEADS (Revenue Account)	Union Government	U.T. Govt. Puducherry	STATE GOVERNMENTS							Item No
			Andhra Pradesh	Arunachal Pradesh	Assam	Bihar	Chhattisgarh	NCT Delhi	Goa	
<b>Total : A-General Services brought forward from pages 62-63</b>	<b>299907.35</b>	<b>537.63</b>	<b>18170.24</b>	<b>620.06</b>	<b>4924.42</b>	<b>9251.97</b>	<b>3039.61</b>	<b>3249.25</b>	<b>837.18</b>	<b>1</b>
<b>B-SOCIAL SERVICES-</b>										
<b>(a) Education, Sports, Art and Culture-</b>										
2202-General Education	21999.81	209.64	6209.16	276.09	2942.82	5435.62	1763.04	1985.19	337.81	2
2203-Technical Education	2080.80	19.99	206.08	1.97	45.65	35.30	23.22	102.74	24.77	3
2204-Sports and Youth Services	671.95	4.68	128.68	7.16	39.55	15.05	10.90	36.11	18.87	4
2205-Art and Culture	796.15	6.91	60.91	11.99	19.04	10.02	12.94	30.20	18.84	5
<b>Total (a)</b>	<b>25548.71</b>	<b>241.22</b>	<b>6604.83</b>	<b>297.21</b>	<b>3047.06</b>	<b>5495.99</b>	<b>1810.10</b>	<b>2154.24</b>	<b>400.29</b>	<b>6</b>
<b>(b) Health and Family Welfare-</b>										
2210-Medical and Public Health	5283.78	185.80	2042.41	96.54	559.18	996.75	322.52	1126.65	145.03	7
2211-Family Welfare	5704.46	4.83	396.65	6.77	94.08	144.73	72.90	27.24	3.68	8
<b>Total (b)</b>	<b>10988.24</b>	<b>190.63</b>	<b>2439.06</b>	<b>103.31</b>	<b>653.26</b>	<b>1141.48</b>	<b>395.42</b>	<b>1153.89</b>	<b>148.71</b>	<b>9</b>
<b>(c) Water Supply Sanitation, Housing and Urban- Development-</b>										
2215-Water Supply and Sanitation	3221.61	27.25	1299.25	196.57	180.44	288.79	377.08	196.72	113.85	10
2216-Housing	4356.98	73.55	909.07	16.57	7.22	5.37	56.59	175.15	5.13	11
2217-Urban Development	423.38	72.04	1581.74	2.08	123.49	419.23	202.03	1118.78	47.59	12
<b>Total (c)</b>	<b>8001.97</b>	<b>172.84</b>	<b>3790.06</b>	<b>215.22</b>	<b>311.15</b>	<b>713.39</b>	<b>635.70</b>	<b>1490.65</b>	<b>166.57</b>	<b>13</b>
<b>(d) Information and Broad Casting</b>										
2220-Information and Publicity	249.49	2.07	124.81	5.34	19.26	25.16	21.93	10.17	15.35	14
2221-Broadcasting	1093.27	-	-	-	-	-	-	-	-	15
<b>Total (d)</b>	<b>1342.76</b>	<b>2.07</b>	<b>124.81</b>	<b>5.34</b>	<b>19.26</b>	<b>25.16</b>	<b>21.93</b>	<b>10.17</b>	<b>15.35</b>	<b>16</b>
<b>(e) Welfare of Scheduled Castes, Scheduled Tribes and Other Backward classes-</b>										
2225-Welfare of Scheduled Castes, Scheduled Tribes and other Backward Classes	380.16	50.43	2525.69	-	259.12	247.87	627.45	23.10	3.00	17
<b>(f) Labour and Labour Welfare -</b>										
2230-Labour and Employment	1652.52	11.28	159.35	5.19	34.07	281.38	36.28	49.24	15.31	18
<b>(g) Social Welfare and Nutrition-</b>										
2235-Social Security and Welfare	11461.69	150.85	1489.90	33.74	226.38	385.13	392.81	262.43	174.81	19
2236-Nutrition	26.38	26.52	1189.96	13.18	92.69	352.18	151.27	64.93	3.12	20
2245-Relief on account of Natural Calamities	1890.82	3.14	316.30	29.55	300.88	1202.22	40.67	4.13	2.60	21
<b>Total(g)</b>	<b>13378.89</b>	<b>180.51</b>	<b>2996.18</b>	<b>76.47</b>	<b>619.95</b>	<b>1939.53</b>	<b>584.75</b>	<b>331.49</b>	<b>180.53</b>	<b>22</b>
<b>(h) Others-</b>										
2250-Other Social Services	24.07	1.98	-	0.05	0.38	6.69	2.91	1.50	-	23
2251-Secretariat-Social Services	164.41	-	20.41	3.80	12.51	16.50	2.81	7.82	0.66	24
<b>Total (h)</b>	<b>188.48</b>	<b>1.98</b>	<b>20.41</b>	<b>3.85</b>	<b>12.89</b>	<b>23.19</b>	<b>5.72</b>	<b>9.32</b>	<b>0.66</b>	<b>25</b>
<b>TOTAL : B-SOCIAL SERVICES</b>	<b>61481.73</b>	<b>850.96</b>	<b>18660.39</b>	<b>706.59</b>	<b>4956.76</b>	<b>9867.99</b>	<b>4117.35</b>	<b>5222.10</b>	<b>930.42</b>	<b>26</b>
<b>Carried over to pages 70-71</b>	<b>361389.08</b>	<b>1388.59</b>	<b>36830.63</b>	<b>1326.65</b>	<b>9881.18</b>	<b>19119.96</b>	<b>7156.96</b>	<b>8471.35</b>	<b>1767.60</b>	<b>27</b>

**NO. 3 - ACCOUNT showing by MAJOR HEADS the EXPENDITURE met from REVENUE of the UNION, UNION TERRITORY AND STATE GOVERNMENTS for the year ended 31st March, 2008 - Contd.**

Item No.	STATE GOVERNMENTS								Total carried over
	Gujarat	Haryana	Himachal Pradesh	Jammu and Kashmir	Jharkhand	Karnataka	Kerala	Madhya Pradesh	
<b>1</b>	<b>13654.47</b>	<b>5229.69</b>	<b>3429.38</b>	<b>5623.58</b>	<b>4607.48</b>	<b>10871.78</b>	<b>12184.09</b>	<b>9354.34</b>	<b>405492.52</b>
2	5203.50	2588.31	1456.59	1182.40	2165.36	6434.67	4245.01	3582.72	68017.74
3	174.33	112.95	13.24	30.51	96.37	161.79	183.66	88.24	3401.61
4	27.99	48.12	8.84	41.75	31.85	66.86	51.72	40.73	1250.81
5	27.38	4.07	5.48	15.81	5.92	147.89	48.64	56.15	1278.34
<b>6</b>	<b>5433.20</b>	<b>2753.45</b>	<b>1484.15</b>	<b>1270.47</b>	<b>2299.50</b>	<b>6811.21</b>	<b>4529.03</b>	<b>3767.84</b>	<b>73948.50</b>
7	1101.74	468.48	392.87	574.23	349.08	1271.69	1089.65	978.14	16984.54
8	183.34	60.41	44.83	27.26	42.52	206.25	152.34	160.47	7332.76
<b>9</b>	<b>1285.08</b>	<b>528.89</b>	<b>437.70</b>	<b>601.49</b>	<b>391.60</b>	<b>1477.94</b>	<b>1241.99</b>	<b>1138.61</b>	<b>24317.30</b>
10	386.29	549.45	464.93	408.62	147.41	175.61	206.32	352.00	8592.19
11	363.30	14.14	24.51	32.29	112.51	339.79	53.04	145.70	6690.91
12	2167.55	370.89	68.12	173.45	25.07	977.66	243.13	397.13	8413.36
<b>13</b>	<b>2917.14</b>	<b>934.48</b>	<b>557.56</b>	<b>614.36</b>	<b>284.99</b>	<b>1493.06</b>	<b>502.49</b>	<b>894.83</b>	<b>23696.46</b>
14	42.81	35.97	15.39	16.05	25.69	29.47	15.00	40.85	694.81
15	-	-	-	-	-	-	-	-	1093.27
<b>16</b>	<b>42.81</b>	<b>35.97</b>	<b>15.39</b>	<b>16.05</b>	<b>25.69</b>	<b>29.47</b>	<b>15.00</b>	<b>40.85</b>	<b>1788.08</b>
17	790.10	142.34	34.78	30.39	300.71	1233.66	453.65	991.80	8094.25
18	195.59	105.44	23.41	23.23	38.91	143.78	171.15	-82.87	3029.00
19	305.41	827.61	159.50	160.46	521.42	1414.91	660.01	677.05	19304.11
20	501.79	142.36	23.87	10.63	169.65	247.38	0.59	313.64	3330.16
21	294.40	264.43	131.86	110.55	214.46	171.60	196.58	219.42	5393.61
<b>22</b>	<b>1101.60</b>	<b>1234.40</b>	<b>315.23</b>	<b>281.64</b>	<b>905.53</b>	<b>1833.89</b>	<b>857.18</b>	<b>1210.11</b>	<b>28027.88</b>
23	4.63	0.26	0.37	1.36	0.14	88.43	6.05	9.35	148.17
24	30.51	3.44	6.95	8.32	9.95	12.24	13.33	9.20	322.86
<b>25</b>	<b>35.14</b>	<b>3.70</b>	<b>7.32</b>	<b>9.68</b>	<b>10.09</b>	<b>100.67</b>	<b>19.38</b>	<b>18.55</b>	<b>471.03</b>
<b>26</b>	<b>11800.66</b>	<b>5738.67</b>	<b>2875.54</b>	<b>2847.31</b>	<b>4257.02</b>	<b>13123.68</b>	<b>7789.87</b>	<b>8145.46</b>	<b>163372.50</b>
<b>27</b>	<b>25455.13</b>	<b>10968.36</b>	<b>6304.92</b>	<b>8470.89</b>	<b>8864.50</b>	<b>23995.46</b>	<b>19973.96</b>	<b>17499.80</b>	<b>568865.02</b>

(A) Includes Rs 0.12 crore spent out of an advance from the Contingency Fund during 2006-07 and recouped to the Fund during 2007-08.

**NO. 3 - ACCOUNT showing by MAJOR HEADS the EXPENDITURE met from REVENUE of the UNION, UNION TERRITORY AND STATE GOVERNMENTS for the year ended 31st March, 2008 - Contd.**

EXPENDITURE HEADS (Revenue Account)	Total brought forward	STATE GOVERNMENTS						Item No.
		Maharashtra	Manipur	Meghalaya	Mizoram	Nagaland	Orissa	
<b>Total : A-General Services brought forward from pages 64-65</b>	<b>405492.52</b>	<b>23846.41</b>	<b>931.94</b>	<b>778.25</b>	<b>645.65</b>	<b>1193.45</b>	<b>7227.20</b>	<b>1</b>
<b>B-SOCIAL SERVICES-</b>								
<b>(a) Education, Sports, Art and Culture-</b>								
2202-General Education	68017.74	12922.60	373.74	397.87	311.42	350.75	3171.22	2
2203-Technical Education	3401.61	472.24	3.51	3.72	4.29	7.41	44.43	3
2204-Sports and Youth Services	1250.81	112.65	19.33	15.05	12.07	13.57	17.86	4
2205-Art and Culture	1278.34	134.14	12.21	6.19	4.81	8.07	26.71	5
<b>Total (a)</b>	<b>73948.50</b>	<b>13641.63</b>	<b>408.79</b>	<b>422.83</b>	<b>332.59</b>	<b>379.80</b>	<b>3260.22</b>	<b>6</b>
<b>(b) Health and Family Welfare-</b>								
2210-Medical and Public Health	16984.54	2395.37	81.02	102.82	83.68	114.15	615.37	7
2211-Family Welfare	7332.76	299.70	11.66	10.26	14.81	8.02	110.85	8
<b>Total (b)</b>	<b>24317.30</b>	<b>2695.07</b>	<b>92.68</b>	<b>113.08</b>	<b>98.49</b>	<b>122.17</b>	<b>726.22</b>	<b>9</b>
<b>(c) Water Supply Sanitation, Housing and Urban-Development-</b>								
2215-Water Supply and Sanitation	8592.19	1677.90	16.31	65.68	75.61	22.10	354.11	10
2216-Housing	6690.91	1076.83	7.15	42.91	11.61	18.86	142.41	11
2217-Urban Development	8413.36	2289.34	13.34	23.13	24.43	12.55	222.17	12
<b>Total (c)</b>	<b>23696.46</b>	<b>5044.57</b>	<b>36.80</b>	<b>131.72</b>	<b>111.65</b>	<b>53.51</b>	<b>718.69</b>	<b>13</b>
<b>(d) Information and Broad Casting-</b>								
2220-Information and Publicity	694.81	26.62	3.07	5.00	4.81	10.99	15.33	14
2221-Broadcasting	1093.27	-	-	-	-	-	-	15
<b>Total (d)</b>	<b>1788.08</b>	<b>26.62</b>	<b>3.07</b>	<b>5.00</b>	<b>4.81</b>	<b>10.99</b>	<b>15.33</b>	<b>16</b>
<b>(e) Welfare of Scheduled Castes, Scheduled Tribes and Other Backward classes-</b>								
2225-Welfare of Scheduled Castes, Scheduled Tribes and other Backward Classes	8094.25	2392.22	63.92	11.74	85.50	1.27	486.76	17
<b>(f) Labour and Labour Welfare -</b>								
2230-Labour and Employment	3029.00	402.26	8.34	7.63	4.30	11.07	54.17	18
<b>(g) Social Welfare and Nutrition-</b>								
2235-Social Security and Welfare	19304.11	884.37	62.37	20.51	26.44	40.69	656.31	19
2236-Nutrition	3330.16	857.42	23.05	26.27	12.77	26.24	215.58	20
2245-Relief on account of Natural Calamities	5393.61	785.37	15.09	11.95	15.78	5.85	245.55	21
<b>Total(g)</b>	<b>28027.88</b>	<b>2527.16</b>	<b>100.51</b>	<b>58.73</b>	<b>54.99</b>	<b>72.78</b>	<b>1117.44</b>	<b>22</b>
<b>(h) Others-</b>								
2250-Other Social Services	148.17	3.65	0.86	-	-	0.01	12.49	23
2251-Secretariat-Social Services	322.86	39.88	3.27	2.84	4.44	5.34	25.19	24
<b>Total (h)</b>	<b>471.03</b>	<b>43.53</b>	<b>4.13</b>	<b>2.84</b>	<b>4.44</b>	<b>5.35</b>	<b>37.68</b>	<b>25</b>
<b>TOTAL : B-SOCIAL SERVICES</b>	<b>163372.50</b>	<b>26773.06</b>	<b>718.24</b>	<b>753.57</b>	<b>696.77</b>	<b>656.94</b>	<b>6416.51</b>	<b>26</b>
Carried over to pages 72-73	568865.02	50619.47	1650.18	1531.82	1342.42	1850.39	13643.71	27



**NO. 3 - ACCOUNT showing by MAJOR HEADS the EXPENDITURE met from REVENUE of the UNION, UNION TERRITORY AND STATE GOVERNMENTS for the year ended 31st March, 2008 - Contd.**

Item No.	STATE GOVERNMENTS								Total
	Punjab	Rajasthan	Sikkim	Tamil Nadu	Tripura	Uttar Pradesh	Uttarakhand	West Bengal	
<b>1</b>	<b>12891.90</b>	<b>10922.27</b>	<b>1589.78</b>	<b>16128.77</b>	<b>1312.65</b>	<b>26550.75</b>	<b>2655.02</b>	<b>18866.57</b>	<b>531033.13</b>
2	2590.15	5309.95	224.54	6565.43	498.93	11446.07	1511.79	6783.36	120475.56
3	41.51	52.26	2.56	166.65	3.20	148.85	43.62	156.79	4552.65
4	32.97	30.16	6.65	60.24	18.08	59.30	21.71	81.85	1752.30
5	9.36	30.78	5.28	53.43	2.86	21.46	5.49	33.55	1632.68
<b>6</b>	<b>2673.99</b>	<b>5423.15</b>	<b>239.03</b>	<b>6845.75</b>	<b>523.07</b>	<b>11675.68</b>	<b>1582.61</b>	<b>7055.55</b>	<b>128413.19</b>
7	683.55	1178.69	64.95	1442.24	106.40	2615.87	277.79	1548.79	28295.23
8	72.92	250.78	6.06	294.82	11.55	485.85	27.35	225.01	9162.40
<b>9</b>	<b>756.47</b>	<b>1429.47</b>	<b>71.01</b>	<b>1737.06</b>	<b>117.95</b>	<b>3101.72</b>	<b>305.14</b>	<b>1773.80</b>	<b>37457.63</b>
10	289.68	943.41	17.75	46.28	(A) -9.93	572.21	328.73	259.43	13251.46
11	-	26.52	17.79	457.15	4.62	31.16	1.59	97.25	8626.76
12	17.44	776.55	6.05	775.86	16.27	1365.24	107.77	1761.42	15825.42
<b>13</b>	<b>307.12</b>	<b>1746.48</b>	<b>41.59</b>	<b>1279.29</b>	<b>10.96</b>	<b>1968.61</b>	<b>438.09</b>	<b>2118.10</b>	<b>37703.64</b>
14	17.63	23.04	6.62	783.50	11.84	28.99	15.78	53.74	1701.77
15	-	-	-	-	-	-	-	-	1093.27
<b>16</b>	<b>17.63</b>	<b>23.04</b>	<b>6.62</b>	<b>783.50</b>	<b>11.84</b>	<b>28.99</b>	<b>15.78</b>	<b>53.74</b>	<b>2795.04</b>
17	58.13	313.93	13.69	957.86	126.80	1974.39	107.79	359.50	15047.75
18	67.86	60.42	2.28	139.84	7.71	161.35	23.24	72.37	4051.84
19	189.82	433.62	18.92	2367.10	106.57	3589.57	239.01	1411.92	29351.33
20	-	363.18	5.39	1133.21	24.97	-	-	268.60	6286.84
21	249.03	391.60	34.49	427.09	11.42	552.62	97.96	248.62	8486.03
<b>22</b>	<b>438.85</b>	<b>1188.40</b>	<b>58.80</b>	<b>3927.40</b>	<b>142.96</b>	<b>4142.19</b>	<b>336.97</b>	<b>1929.14</b>	<b>44124.20</b>
23	0.24	7.38	5.08	14.08	1.70	3.65	18.97	34.68	250.96
24	13.29	7.75	0.13	40.87	-	28.97	0.07	66.13	561.03
<b>25</b>	<b>13.53</b>	<b>15.13</b>	<b>5.21</b>	<b>54.95</b>	<b>1.70</b>	<b>32.62</b>	<b>19.04</b>	<b>100.81</b>	<b>811.99</b>
<b>26</b>	<b>4333.58</b>	<b>10200.02</b>	<b>438.23</b>	<b>15725.65</b>	<b>942.99</b>	<b>23085.55</b>	<b>2828.66</b>	<b>13463.01</b>	<b>270405.28</b>
<b>27</b>	<b>17225.48</b>	<b>21122.29</b>	<b>2028.01</b>	<b>31854.42</b>	<b>2255.64</b>	<b>49636.30</b>	<b>5483.68</b>	<b>32329.58</b>	<b>801438.41</b>

(A) Minus expenditure is due to more recoveries than expenditure.

**NO. 3 - ACCOUNT showing by MAJOR HEADS the EXPENDITURE met from REVENUE of the UNION, UNION TERRITORY AND STATE GOVERNMENTS for the year ended 31st March, 2008 - Contd.**

EXPENDITURE HEADS (Revenue Account)	Union Government	U.T.Govt. Puducherry	STATE GOVERNMENTS							Item No
			Andhra Pradesh	Arunachal Pradesh	Assam	Bihar	Chhattisgarh	NCT Delhi	Goa	
			(In crores of rupees)							
<b>Brought forward from pages 66-67</b>	<b>361389.08</b>	<b>1388.59</b>	<b>36830.63</b>	<b>1326.65</b>	<b>9881.18</b>	<b>19119.96</b>	<b>7156.96</b>	<b>8471.35</b>	<b>1767.60</b>	<b>1</b>
<b>C. ECONOMIC SERVICES-</b>										
<b>(a) Agriculture and Allied Activities -</b>										
2401-Crop Husbandry	28392.52	23.33	986.25	79.90	217.90	371.43	156.80	8.90	22.45	2
2402-Soil and Water Conservation	16.39	0.89	21.52	22.62	25.75	7.74	14.74	0.13	1.35	3
2403-Animal Husbandry	330.36	18.93	334.87	26.69	103.62	89.97	117.70	12.67	10.09	4
2404-Dairy Development	321.10	8.05	1.13	0.72	11.99	39.80	-	1.29	6.07	5
2405-Fisheries	147.49	17.99	41.83	6.38	29.70	15.00	12.40	0.26	15.59	6
2406-Forestry and Wild Life	654.66	3.39	301.55	72.37	149.72	73.45	454.68	13.17	17.36	7
2407-Plantations	320.70	-	-	-	3.43	-	-	-	-	8
2408-Food, Storage and Warehousing	31891.03	-	-	56.92	22.10	-	632.37	-	0.76	9
2415-Agricultural Research and Education	2180.57	7.60	227.43	2.52	76.63	98.40	18.72	0.91	0.87	10
2416-Agricultural Financial Institutions	3828.12	-	-	-	-	-	-	-	-	11
2425-Co-operation	87.59	3.51	147.29	4.12	28.10	38.43	19.35	4.91	4.22	12
2435-Other Agricultural Programmes	229.00	2.22	12.81	0.80	3.37	2.63	11.38	1.46	0.46	13
<b>Total (a)</b>	<b>68399.53</b>	<b>85.91</b>	<b>2074.68</b>	<b>273.04</b>	<b>672.31</b>	<b>736.85</b>	<b>1438.14</b>	<b>43.70</b>	<b>79.22</b>	<b>14</b>
<b>(b) Rural Development-</b>										
2501-Special Programmes for Rural Development	2891.65	0.60	969.73	11.56	318.41	61.06	25.20	1.21	-	15
2505-Rural Employment	16336.64	-	72.82	9.84	-	505.34	144.89	-	8.52	16
2506-Land Reforms	2.44	-	11.68	1.53	-	-	-	0.09	-	17
2515-Other Rural Development Programmes	519.94	14.59	1946.31	16.70	467.35	1086.70	668.77	67.81	32.48	18
<b>Total (b)</b>	<b>19750.67</b>	<b>15.19</b>	<b>3000.54</b>	<b>39.63</b>	<b>785.76</b>	<b>1653.10</b>	<b>838.86</b>	<b>69.11</b>	<b>41.00</b>	<b>19</b>
<b>(c) Special Areas Programmes -</b>										
2551-Hill Areas	-	-	-	0.03	-	-	-	-	2.96	20
2552-North Eastern Areas	410.91	-	-	6.00	4.21	-	-	-	-	21
2553-MPs Local Area Development Scheme	1470.55	-	-	-	-	-	-	-	-	22
2575-Other Special Area Programmes	-	29.59	-	62.10	49.02	-	-	-	-	23
<b>Total (c)</b>	<b>1881.46</b>	<b>29.59</b>	<b>0.00</b>	<b>68.13</b>	<b>53.23</b>	<b>0.00</b>	<b>0.00</b>	<b>0.00</b>	<b>2.96</b>	<b>24</b>
<b>(d) Irrigation and Flood Control -</b>										
2700-Major Irrigation	-	-	-	-	-	192.16	18.82	-	-	25
2701-Medium Irrigation	196.55	-	4541.49	0.48	37.39	69.80	88.48	-	13.72	26
2702-Minor Irrigation	112.00	13.40	90.48	73.81	144.68	160.80	39.57	8.28	13.91	27
2705-Command Area Development	0.71	-	5.74	6.68	1.71	64.96	1.94	-	3.04	28
2711-Flood Control and Drainage	101.04	3.87	20.92	6.98	108.27	74.20	-	43.33	4.15	29
<b>Total (d)</b>	<b>410.30</b>	<b>17.27</b>	<b>4658.63</b>	<b>87.95</b>	<b>292.05</b>	<b>561.92</b>	<b>148.81</b>	<b>51.61</b>	<b>34.82</b>	<b>30</b>
<b>Total :C-Economic Services (a to d)</b>	<b>90441.96</b>	<b>147.96</b>	<b>9733.85</b>	<b>468.75</b>	<b>1803.35</b>	<b>2951.87</b>	<b>2425.81</b>	<b>164.42</b>	<b>158.00</b>	<b>31</b>
<b>carried over to pages 74-75</b>										
<b>Carried over to pages 74-75</b>	<b>361389.08</b>	<b>1388.59</b>	<b>36830.63</b>	<b>1326.65</b>	<b>9881.18</b>	<b>19119.96</b>	<b>7156.96</b>	<b>8471.35</b>	<b>1767.60</b>	<b>32</b>

(A) Includes Interest of Rs. 2075.59 crore which is of notional nature arising out of book adjustment from Irrigation Projects.

**NO. 3 - ACCOUNT showing by MAJOR HEADS the EXPENDITURE met from REVENUE of the UNION, UNION TERRITORY AND STATE GOVERNMENTS for the year ended 31st March, 2008 - Contd.**

Item No.	STATE GOVERNMENTS									Total carried over
	Gujarat	Haryana	Himachal Pradesh	Jammu and Kashmir	Jharkhand	Karnataka	Kerala	Madhya Pradesh		
<b>1</b>	<b>25455.13</b>	<b>10968.36</b>	<b>6304.92</b>	<b>8470.89</b>	<b>8864.50</b>	<b>23995.46</b>	<b>19973.96</b>	<b>17499.80</b>		<b>568865.02</b>
2	(A) 550.41	156.41	117.49	155.62	136.37	751.42	299.39	578.76		33005.35
3	200.06	23.61	41.67	24.70	21.34	244.02	29.02	32.27		727.82
4	125.02	162.02	95.24	152.95	56.58	249.52	149.76	216.76		2252.75
5	20.81	2.80	10.47	-	37.36	36.36	27.52	-		525.47
6	151.41	14.49	6.38	21.54	15.91	32.61	88.70	20.14		637.82
7	194.70	150.95	220.50	213.22	175.10	389.19	158.71	824.25		4066.97
8	-	-	0.65	-	-	-	-	-		324.78
9	23.69	5.42	65.57	0.85	-	673.82	158.89	103.43		33634.85
10	146.42	128.37	59.03	70.78	48.93	231.98	88.81	66.94		3454.91
11	-	-	-	-	-	-	-	-		3828.12
12	62.58	429.98	14.45	12.69	91.34	1909.14	81.22	102.34		3041.26
13	4.01	0.97	-	8.98	1.82	-	4.59	-		284.50
<b>14</b>	<b>1479.11</b>	<b>1075.02</b>	<b>631.45</b>	<b>661.33</b>	<b>584.75</b>	<b>4518.06</b>	<b>1086.61</b>	<b>1944.89</b>		<b>85784.60</b>
15	177.56	15.28	12.71	12.22	37.99	55.42	23.20	628.22		5242.02
16	68.48	65.68	20.18	-	223.18	72.04	27.43	357.99		17913.03
17	-	13.10	6.07	30.97	0.01	3.54	0.71	-		70.14
18	(B) 858.89	491.16	146.04	120.96	344.79	828.40	165.40	1150.95		8927.24
<b>19</b>	<b>1104.93</b>	<b>585.22</b>	<b>185.00</b>	<b>164.15</b>	<b>605.97</b>	<b>959.40</b>	<b>216.74</b>	<b>2137.16</b>		<b>32152.43</b>
20	-	-	-	-	-	23.21	20.29	-		46.49
21	-	-	-	-	-	-	-	-		421.12
22	-	-	-	-	-	-	-	-		1470.55
23	32.04	-	-	179.81	-	303.83	-	-		656.39
<b>24</b>	<b>32.04</b>	<b>0.00</b>	<b>0.00</b>	<b>179.81</b>	<b>0.00</b>	<b>327.04</b>	<b>20.29</b>	<b>0.00</b>		<b>2594.55</b>
25	179.30	611.94	4.40	3.56	53.11	-	-	75.69		1138.98
26	(C) 130.72	21.44	2.95	41.82	76.78	70.66	160.14	237.97		5690.39
27	298.67	4.34	178.67	129.55	33.42	112.85	103.53	79.44		1597.40
28	8.03	69.87	-	25.93	0.13	94.62	5.77	1.05		290.18
29	9.26	-	0.61	34.68	-	0.39	17.37	-		425.07
<b>30</b>	<b>625.98</b>	<b>707.59</b>	<b>186.63</b>	<b>235.54</b>	<b>163.44</b>	<b>278.52</b>	<b>286.81</b>	<b>394.15</b>		<b>9142.02</b>
<b>31</b>	<b>3242.06</b>	<b>2367.83</b>	<b>1003.08</b>	<b>1240.83</b>	<b>1354.16</b>	<b>6083.02</b>	<b>1610.45</b>	<b>4476.20</b>		<b>129673.60</b>
<b>32</b>	<b>25455.13</b>	<b>10968.36</b>	<b>6304.92</b>	<b>8470.89</b>	<b>8864.50</b>	<b>23995.46</b>	<b>19973.96</b>	<b>17499.80</b>		<b>568865.02</b>

(A) Excludes Rs. 1.85 crore spent out of an advance from the Contingency Fund during 2007-08 but not recouped to the Fund till the close of the year.

(B) Includes Rs 0.53 crore spent out of an advance from the Contingency Fund during 2006-07 and recouped to the Fund during 2007-08.

(C) Includes Rs. 2.40 crore spent out of an advance from the Contingency Fund during 2006-07 and recouped to the Fund during 2007-08.

**NO. 3 - ACCOUNT showing by MAJOR HEADS the EXPENDITURE met from REVENUE of the UNION, UNION TERRITORY AND STATE GOVERNMENTS for the year ended 31st March, 2008 - Contd.**

EXPENDITURE HEADS (Revenue Account)	Total brought forward	STATE GOVERNMENTS						Item No.
		Maharashtra	Manipur	Meghalaya	Mizoram	Nagaland	Orissa	
<b>Brought forward from pages 68-69</b>	<b>568865.02</b>	<b>50619.47</b>	<b>1650.18</b>	<b>1531.82</b>	<b>1342.42</b>	<b>1850.39</b>	<b>13643.71</b>	<b>1</b>
<b>C. ECONOMIC SERVICES-</b>								
<b>(a) Agriculture and Allied Activities -</b>								
2401-Crop Husbandry	33005.35	708.93	53.57	63.20	91.67	70.66	278.39	2
2402-Soil and Water Conservation	727.82	31.40	70.20	40.98	8.81	33.66	73.36	3
2403-Animal Husbandry	2252.75	320.16	30.61	29.72	22.92	34.48	109.69	4
2404-Dairy Development	525.47	597.87	1.00	4.27	0.94	0.44	1.63	5
2405-Fisheries	637.82	102.09	11.88	7.35	7.49	7.59	27.78	6
2406-Forestry and Wild Life	4066.97	513.25	30.79	57.04	38.94	37.44	214.84	7
2407-Plantations	324.78	-	0.05	-	-	-	-	8
2408-Food, Storage and Warehousing	33634.85	93.05	4.54	-	24.81	6.72	62.86	9
2415-Agricultural Research and Education	3454.91	292.04	1.27	4.96	0.12	5.65	34.19	10
2416-Agricultural Financial Institutions	3828.12	-	-	-	-	-	-	11
2425-Co-operation	3041.26	810.42	8.04	7.39	7.58	8.82	84.48	12
2435-Other Agricultural Programmes	284.50	-	0.03	1.81	2.62	-	3.13	13
<b>Total (a)</b>	<b>85784.60</b>	<b>3469.21</b>	<b>211.98</b>	<b>216.72</b>	<b>205.90</b>	<b>205.46</b>	<b>890.35</b>	<b>14</b>
<b>(b) Rural Development-</b>								
2501-Special Programmes for Rural Development	5242.02	236.08	6.23	19.83	13.19	44.67	77.76	15
2505-Rural Employment	17913.03	197.96	32.91	12.92	2.86	4.56	133.24	16
2506-Land Reforms	70.14	-	-	-	4.84	-	37.18	17
2515-Other Rural Development Programmes	8927.24	626.54	34.53	99.30	29.80	39.98	612.96	18
<b>Total (b)</b>	<b>32152.43</b>	<b>1060.58</b>	<b>73.67</b>	<b>132.05</b>	<b>50.69</b>	<b>89.21</b>	<b>861.14</b>	<b>19</b>
<b>(c) Special Areas Programmes -</b>								
2551-Hill Areas	46.49	32.83	-	-	-	-	-	20
2552-North Eastern Areas	421.12	-	0.97	22.26	6.57	3.08	-	21
2553-MPs Local Area Development Scheme	1470.55	-	-	-	-	-	-	22
2575-Other Special Area Programmes	656.39	-	-	-	22.33	32.90	-	23
<b>Total (c)</b>	<b>2594.55</b>	<b>32.83</b>	<b>0.97</b>	<b>22.26</b>	<b>28.90</b>	<b>35.98</b>	<b>0.00</b>	<b>24</b>
<b>(d) Irrigation and Flood Control -</b>								
2700-Major Irrigation	1138.98	-	-	-	-	-	128.36	25
2701-Medium Irrigation	5690.39	1160.17	18.02	-	0.01	-	43.12	26
2702-Minor Irrigation	1597.40	466.84	4.74	18.71	6.13	62.95	173.19	27
2705-Command Area Development	290.18	11.52	8.66	-	0.34	-	35.27	28
2711-Flood Control and Drainage	425.07	9.20	8.13	0.64	-	-	74.07	29
<b>Total (d)</b>	<b>9142.02</b>	<b>1647.73</b>	<b>39.55</b>	<b>19.35</b>	<b>6.48</b>	<b>62.95</b>	<b>454.01</b>	<b>30</b>
<b>Total :C-Economic Services (a to d)</b>	<b>129673.60</b>	<b>6210.35</b>	<b>326.17</b>	<b>390.38</b>	<b>291.97</b>	<b>393.60</b>	<b>2205.50</b>	<b>31</b>
<b>carried over to pages 76-77</b>								
<b>Carried over to pages 76-77</b>	<b>568865.02</b>	<b>50619.47</b>	<b>1650.18</b>	<b>1531.82</b>	<b>1342.42</b>	<b>1850.39</b>	<b>13643.71</b>	<b>32</b>

## COMBINED FINANCE AND REVENUE ACCOUNTS OF THE UNION AND STATE GOVERNMENTS IN INDIA FOR THE YEAR 2007-08

## NO. 3 - ACCOUNT showing by MAJOR HEADS the EXPENDITURE met from REVENUE of the UNION, UNION TERRITORY AND STATE GOVERNMENTS for the year ended 31st March, 2008 - Contd.

Item No.	STATE GOVERNMENTS								Total
	Punjab	Rajasthan	Sikkim	Tamil Nadu	Tripura	Uttar Pradesh	Uttarakhand	West Bengal	
1	17225.48	21122.29	2028.01	31854.42	2255.64	49636.30	5483.68	32329.58	801438.41
2	183.89	421.98	30.55	872.00	93.27	1018.90	224.49	374.66	37491.51
3	39.90	31.41	4.60	91.35	7.33	492.68	4.82	13.46	1671.78
4	150.42	171.73	18.85	146.75	30.07	247.44	49.01	216.03	3830.63
5	18.62	3.57	1.80	22.61	0.87	126.40	8.97	82.36	1396.82
6	8.73	8.72	2.36	108.55	20.04	30.71	4.52	58.69	1044.32
7	57.53	201.31	28.13	130.49	41.54	199.71	248.99	163.81	6030.78
8	-	-	2.94	0.02	0.30	2.60	0.38	-	331.07
9	-	0.65	12.18	-	7.70	98.09	19.06	80.14	34044.65
10	148.90	61.10	0.34	187.94	0.83	115.34	70.83	66.63	4445.05
11	-	-	-	-	-	-	-	-	3828.12
12	50.81	41.83	7.23	230.73	15.20	184.54	21.83	79.81	4599.97
13	3.35	3.32	25.46	41.43	-	5.65	-	7.79	379.09
14	662.15	945.62	134.44	1831.87	217.15	2522.06	652.90	1143.38	99093.79
15	4.07	58.16	11.27	56.19	4.06	134.21	53.81	307.46	6269.01
16	-	224.31	5.24	311.80	0.16	463.82	0.78	283.42	19587.01
17	-	-	1.48	-	10.29	2.07	-	15.68	141.68
18	61.61	1153.00	20.55	436.84	76.54	2336.17	259.67	1160.24	15874.97
19	65.68	1435.47	38.54	804.83	91.05	2936.27	314.26	1766.80	41872.67
20	-	-	-	12.03	-	-	-	220.24	311.59
21	-	-	-	-	3.37	-	-	-	457.37
22	-	-	-	-	-	-	-	-	1470.55
23	-	0.19	1.42	-	-	53.70	-	269.13	1036.06
24	0.00	0.19	1.42	12.03	3.37	53.70	0.00	489.37	3275.57
25	417.58	783.85	-	-	-	232.09	110.85	127.93	2939.64
26	47.05	145.10	-	560.56	-	1219.27	13.26	82.37	8979.32
27	48.13	75.85	7.33	45.79	10.24	817.76	46.38	278.76	3660.20
28	-	46.58	0.04	16.37	-	108.40	5.54	4.17	527.07
29	54.91	-	6.15	6.14	6.54	33.44	2.83	93.62	720.74
30	567.67	1051.38	13.52	628.86	16.78	2410.96	178.86	586.85	16826.97
31	1295.50	3432.66	187.92	3277.59	328.35	7922.99	1146.02	3986.40	161069.00
32	17225.48	21122.29	2028.01	31854.42	2255.64	49636.30	5483.68	32329.58	801438.41

Includes interest (X) Rs. 35.28 crores, (Y) Rs.1.25 crores and Rs.31.61 crores respectively by book adjustment per contra credit to

**NO. 3 - ACCOUNT showing by MAJOR HEADS the EXPENDITURE met from REVENUE of the UNION, UNION TERRITORY AND STATE GOVERNMENTS for the year ended 31st March, 2008 - Contd.**

EXPENDITURE HEADS (Revenue Account)	Union Government	U. T. Govt. Puducherry	STATE GOVERNMENTS							Item No
			Andhra Pradesh	Arunachal Pradesh	Assam	Bihar	Chhattisgarh	NCT Delhi	Goa	
<b>Brought forward from pages 70-71</b>	<b>361389.08</b>	<b>1388.59</b>	<b>36830.63</b>	<b>1326.65</b>	<b>9881.18</b>	<b>19119.96</b>	<b>7156.96</b>	<b>8471.35</b>	<b>1767.60</b>	<b>1</b>
<b>Total :C-Economic Services (a to d) brought forward from pages 70-71</b>	<b>90441.96</b>	<b>147.96</b>	<b>9733.85</b>	<b>468.75</b>	<b>1803.35</b>	<b>2951.87</b>	<b>2425.81</b>	<b>164.42</b>	<b>158.00</b>	<b>2</b>
<b>C-ECONOMIC SERVICES-Contd.</b>										
<b>(e) Energy-</b>										
2801-Power	5601.14	545.71	4593.79	131.77	30.76	720.00	156.15	96.87	633.64	3
2802-Petroleum	23376.88	-	-	-	-	-	-	-	-	4
2803-Coal and Lignite	283.03	-	-	-	-	-	-	-	-	5
2810-Non-Conventional Sources of Energy	390.13	-	4.95	4.24	0.06	6.28	15.20	0.24	0.26	6
2820-Energy Co-ordination and Development	-	-	-	-	-	-	-	-	-	7
<b>Total (e)</b>	<b>29651.18</b>	<b>545.71</b>	<b>4598.74</b>	<b>136.01</b>	<b>30.82</b>	<b>726.28</b>	<b>171.35</b>	<b>97.11</b>	<b>633.90</b>	<b>8</b>
<b>(f) Industry and Minerals-</b>										
2851-Village and Small Industries	2235.71	27.68	205.06	20.91	152.43	61.45	48.46	17.77	7.72	9
2852-Industries	22800.69	1.21	242.85	0.31	19.18	164.84	8.79	0.05	45.78	10
2853-Non Ferrous, Mining and Metallurgical Industries	889.36	-	13.24	1.46	6.31	6.68	87.81	0.05	1.07	11
2875-Other Industries	181.19	-	62.21	0.19	-	-	-	-	-	12
2885-Other Outlays on Industries and Minerals	958.10	-	-	-	-	-	0.25	-	2.25	13
<b>Total (f)</b>	<b>27065.05</b>	<b>28.89</b>	<b>523.36</b>	<b>22.87</b>	<b>177.92</b>	<b>232.97</b>	<b>145.31</b>	<b>17.87</b>	<b>56.82</b>	<b>14</b>
<b>(g) Transport-</b>										
3001-Indian Railways-Policy Formulation, Direction, Research and Other Misc- ellaneous Organisations	433.59	-	-	-	-	-	-	-	-	15
3002-Indian Railways Commercial Lines-Working Expenses	53833.25	-	-	-	-	-	-	-	-	16
3003-Indian Railways Strategic lines-Working Expenses	628.92	-	-	-	-	-	-	-	-	17
3004-Indian Railways-Open line works (Revenue)	46.79	-	-	-	-	-	-	-	-	18
3005-Payments to General Revenues	4902.93	-	-	-	-	-	-	-	-	19
3006-Apropriation from Railway Surplus	13431.09	-	-	-	-	-	-	-	-	20
3007-Repayment of Loans taken from General Revenues	-	-	-	-	-	-	-	-	-	21
3051-Ports and Light Houses	654.24	0.68	8.40	-	-	-	-	-	3.14	22
3052-Shipping	410.14	-	-	-	-	-	-	-	-	23
3053-Civil Aviation	1192.66	-	1.23	1.15	-	2.21	0.03	-	0.06	24
3054-Roads and Bridges	16770.14	30.39	1365.83	95.99	444.08	403.68	347.30	261.53	95.27	25
3055-Road Transport	163.30	0.26	150.00	41.32	10.05	1.15	-	22.00	12.59	26
3056-Inland Water Transport	106.82	-	1.81	-	49.59	-	-	-	12.82	27
3075-Other Transport Services	2132.58	-	-	-	-	0.50	-	9.25	-	28
<b>Total (g)</b>	<b>94706.45</b>	<b>31.33</b>	<b>1527.27</b>	<b>138.46</b>	<b>503.72</b>	<b>407.54</b>	<b>347.33</b>	<b>292.78</b>	<b>123.88</b>	<b>29</b>
<b>Total :C-Economic Services (a to g) carried over to pages 78-79</b>	<b>241864.64</b>	<b>753.89</b>	<b>16383.22</b>	<b>766.09</b>	<b>2515.81</b>	<b>4318.66</b>	<b>3089.80</b>	<b>572.18</b>	<b>972.60</b>	<b>30</b>
<b>Carried over to pages 78-79</b>	<b>361389.08</b>	<b>1388.59</b>	<b>36830.63</b>	<b>1326.65</b>	<b>9881.18</b>	<b>19119.96</b>	<b>7156.96</b>	<b>8471.35</b>	<b>1767.60</b>	<b>31</b>

**NO. 3 - ACCOUNT showing by MAJOR HEADS the EXPENDITURE met from REVENUE of the UNION, UNION TERRITORY AND STATE GOVERNMENTS for the year ended 31st March, 2008 - Contd.**

Item No.	STATE GOVERNMENTS								Total carried over
	Gujarat	Haryana	Himachal Pradesh	Jammu and Kashmir	Jharkhand	Karnataka	Kerala	Madhya Pradesh	
1	25455.13	10968.36	6304.92	8470.89	8864.50	23995.46	19973.96	17499.80	568865.02
2	3242.06	2367.83	1003.08	1240.83	1354.16	6083.02	1610.45	4476.20	129673.60
3	2394.22	2562.27	171.89	2181.33	78.62	2304.26	24.88	1084.17	23311.47
4	-	-	-	-	-	-	-	-	23376.88
5	-	-	-	-	-	-	-	-	283.03
6	0.76	8.45	2.86	-	40.00	3.50	11.36	-	488.29
7	-	-	-	-	-	-	-	-	0.00
8	2394.98	2570.72	174.75	2181.33	118.62	2307.76	36.24	1084.17	47459.67
9	191.89	37.45	39.47	110.26	47.65	561.08	128.55	103.74	3997.28
10	130.33	19.05	5.70	-	56.03	99.66	35.70	39.55	23669.72
11	37.92	10.82	4.09	12.61	14.52	8.90	4.76	105.08	1204.68
12	0.07	-	-	-	-	-	-	-	243.66
13	-	-	-	-	-	2.00	-	28.38	990.98
14	360.21	67.32	49.26	122.87	118.20	671.64	169.01	276.75	30106.32
15	-	-	-	-	-	-	-	-	433.59
16	-	-	-	-	-	-	-	-	53833.25
17	-	-	-	-	-	-	-	-	628.92
18	-	-	-	-	-	-	-	-	46.79
19	-	-	-	-	-	-	-	-	4902.93
20	-	-	-	-	-	-	-	-	13431.09
21	-	-	-	-	-	-	-	-	0.00
22	-	-	-	-	-	3.93	11.79	-	682.18
23	-	-	-	-	-	-	-	-	410.14
24	-	1.04	0.49	-	15.09	0.76	-	0.45	1215.17
25	1191.51	420.85	610.00	50.25	101.81	1088.43	723.87	608.62	24609.55
26	363.53	732.19	48.83	-	-	230.24	1.45	-	1776.91
27	-	-	0.04	-	-	2.17	16.96	-	190.21
28	-	-	-	-	158.34	-	16.26	-	2316.93
29	1555.04	1154.08	659.36	50.25	275.24	1325.53	770.33	609.07	104477.66
30	7552.29	6159.95	1886.45	3595.28	1866.22	10387.95	2586.03	6446.19	311717.25
31	25455.13	10968.36	6304.92	8470.89	8864.50	23995.46	19973.96	17499.80	568865.02

**NO. 3 - ACCOUNT showing by MAJOR HEADS the EXPENDITURE met from REVENUE of the UNION, UNION TERRITORY AND STATE GOVERNMENTS for the year ended 31st March, 2008 - Contd.**

EXPENDITURE HEADS (Revenue Account)	Total brought forward	STATE GOVERNMENTS						Item No.
		Maharashtra	Manipur	Meghalaya	Mizoram	Nagaland	Orissa	
Brought forward from pages 72-73	568865.02	50619.47	1650.18	1531.82	1342.42	1850.39	13643.71	1
<b>Total :C-Economic Services (a to d) brought forward from pages 72-73</b>	<b>129673.60</b>	<b>6210.35</b>	<b>326.17</b>	<b>390.38</b>	<b>291.97</b>	<b>393.60</b>	<b>2205.50</b>	<b>2</b>
<b>C-ECONOMIC SERVICES-Contd.</b>								
(e) Energy-								
2801-Power	23311.47	3389.82	154.25	137.11	144.70	117.16	183.10	3
2802-Petroleum	23376.88	-	-	-	-	-	-	4
2803-Coal and Lignite	283.03	-	-	-	-	-	-	5
2810-Non-Conventional Sources of Energy	488.29	21.33	2.00	0.60	0.48	0.88	6.88	6
2820-Energy Co-ordination and Development	0.00	-	-	-	-	-	-	7
<b>Total (e)</b>	<b>47459.67</b>	<b>3411.15</b>	<b>156.25</b>	<b>137.71</b>	<b>145.18</b>	<b>118.04</b>	<b>189.98</b>	<b>8</b>
(f) Industry and Minerals-								
2851-Village and Small Industries	3997.28	55.19	43.97	34.17	26.90	31.73	82.07	9
2852-Industries	23669.72	900.73	3.94	3.20	0.48	-	27.52	10
2853-Non Ferrous, Mining and Metallurgical Industries	1204.68	86.83	1.34	31.76	2.41	7.84	19.88	11
2875-Other Industries	243.66	-	-	-	-	-	0.35	12
2885-Other Outlays on Industries and Minerals	990.98	-	-	-	-	-	2.05	13
<b>Total (f)</b>	<b>30106.32</b>	<b>1042.75</b>	<b>49.25</b>	<b>69.13</b>	<b>29.79</b>	<b>39.57</b>	<b>131.87</b>	<b>14</b>
(g) Transport-								
3001-Indian Railways-Policy Formulation, Direction, Research and Other Misc- ellaneous Organisations	433.59	0.03	-	-	-	-	-	15
3002-Indian Railways Commercial Lines-Working Expenses	53833.25	-	-	-	-	-	-	16
3003-Indian Railways Strategic lines-Working Expenses	628.92	-	-	-	-	-	-	17
3004-Indian Railways-Open line works (Revenue)	46.79	-	-	-	-	-	-	18
3005-Payments to General Revenues	4902.93	-	-	-	-	-	-	19
3006-Apropration from Railway Surplus	13431.09	-	-	-	-	-	-	20
3007-Repayment of Loans taken from General Revenues	0.00	-	-	-	-	-	-	21
3051-Ports and Light Houses	682.18	8.18	-	-	-	-	0.63	22
3052-Shipping	410.14	-	-	-	-	-	-	23
3053-Civil Aviation	1215.17	45.16	-	-	3.40	0.99	0.75	24
3054-Roads and Bridges	24609.55	2191.26	66.99	79.38	49.99	68.99	749.70	25
3055-Road Transport	1776.91	0.10	-	-	14.26	22.69	1.60	26
3056-Inland Water Transport	190.21	8.79	-	-	0.25	0.15	1.64	27
3075-Other Transport Services	2316.93	-	-	-	-	-	-	28
<b>Total (g)</b>	<b>104477.66</b>	<b>2253.52</b>	<b>66.99</b>	<b>79.38</b>	<b>67.90</b>	<b>92.82</b>	<b>754.32</b>	<b>29</b>
<b>Total :C-Economic Services (a to g) carried over to pages 80-81</b>	<b>311717.25</b>	<b>12917.77</b>	<b>598.66</b>	<b>676.60</b>	<b>534.84</b>	<b>644.03</b>	<b>3281.67</b>	<b>30</b>
Carried over to pages 80-81	568865.02	50619.47	1650.18	1531.82	1342.42	1850.39	13643.71	31



## NO. 3 - ACCOUNT showing by MAJOR HEADS the EXPENDITURE met from REVENUE of the UNION, UNION TERRITORY AND STATE GOVERNMENTS for the year ended 31st March, 2008 - Contd.

Item No.	STATE GOVERNMENTS								Total
	Punjab	Rajasthan	Sikkim	Tamil Nadu	Tripura	Uttar Pradesh	Uttarakhand	West Bengal	
1	17225.48	21122.29	2028.01	31854.42	2255.64	49636.30	5483.68	32329.58	801438.41
2	1295.50	3432.66	187.92	3277.59	328.35	7922.99	1146.02	3986.40	161069.00
3	2850.53	3063.19	37.27	1169.15	0.78	1901.49	7.18	48.78	36515.98
4	-	0.49	-	-	-	-	-	-	23377.37
5	-	-	-	-	-	-	-	-	283.03
6	0.53	0.12	0.82	1.11	0.52	12.62	12.71	9.12	558.01
7	-	-	-	-	-	-	-	-	0.00
8	2851.06	3063.80	38.09	1170.26	1.30	1914.11	19.89	57.90	60734.39
9	26.40	28.16	12.11	322.31	29.46	163.50	24.48	128.01	5005.74
10	101.00	33.94	4.35	16.79	-	255.00	-	428.31	25444.98
11	0.95	41.88	2.51	5.17	-	26.32	2.20	2.41	1436.18
12	-	-	-	-	4.93	-	-	-	248.94
13	-	-	-	0.05	-	193.34	-	-	1186.42
14	128.35	103.98	18.97	344.32	34.39	638.16	26.68	558.73	33322.26
15	-	-	-	-	-	-	-	-	433.62
16	-	-	-	-	-	-	-	-	53833.25
17	-	-	-	-	-	-	-	-	628.92
18	-	-	-	-	-	-	-	-	46.79
19	-	-	-	-	-	-	-	-	4902.93
20	-	-	-	-	-	-	-	-	13431.09
21	-	-	-	-	-	-	-	-	0.00
22	-	-	-	-	-	-	-	1.17	692.16
23	-	-	-	-	-	-	-	-	410.14
24	9.54	-	-	0.08	-	0.96	4.00	0.33	1280.38
25	143.03	646.19	36.80	873.77	79.41	1355.34	163.91	430.23	31544.54
26	211.07	12.26	18.40	0.02	0.23	47.32	17.46	406.71	2529.03
27	-	-	-	1.21	-	-	-	0.21	202.46
28	-	-	-	-	-	-	-	2.00	2318.93
29	363.64	658.46	55.20	875.08	79.64	1403.62	185.37	840.65	112254.24
30	4638.55	7258.89	300.18	5667.25	443.68	11878.88	1377.96	5443.68	367379.89
31	17225.48	21122.29	2028.01	31854.42	2255.64	49636.30	5483.68	32329.58	801438.41

**NO. 3 - ACCOUNT showing by MAJOR HEADS the EXPENDITURE met from REVENUE of the UNION, UNION TERRITORY AND STATE GOVERNMENTS for the year ended 31st March, 2008 - Contd.**

EXPENDITURE HEADS (Revenue Account)	Union Government	U.T.Govt. Puducherry	STATE GOVERNMENTS							Item No
			Andhra Pradesh	Arunachal Pradesh	Assam	Bihar	Chhattisgarh	NCT Delhi	Goa	
			(In crores of rupees)							
<b>Brought forward from pages 74-75</b>	<b>361389.08</b>	<b>1388.59</b>	<b>36830.63</b>	<b>1326.65</b>	<b>9881.18</b>	<b>19119.96</b>	<b>7156.96</b>	<b>8471.35</b>	<b>1767.60</b>	<b>1</b>
<b>Total :C-Economic Services (a to g) brought forward from pages 74-75</b>	<b>241864.64</b>	<b>753.89</b>	<b>16383.22</b>	<b>766.09</b>	<b>2515.81</b>	<b>4318.66</b>	<b>3089.80</b>	<b>572.18</b>	<b>972.60</b>	<b>2</b>
<b>C-ECONOMIC SERVICES-Concltd.</b>										
<b>(h) Communications-</b>										
3201-Postal Services	7006.42	-	-	-	-	-	-	-	-	3
3225-Telecommunication Services	0.00	-	-	-	-	-	-	-	-	4
3230-Dividends to General Revenues	-	-	-	-	-	-	-	-	-	5
3231-Appropriation from Telecommunications Surplus	-	-	-	-	-	-	-	-	-	6
3232-Repayment of Loans Taken from General Revenue by Telecommunications	-	-	-	-	-	-	-	-	-	7
3252-Satellite Systems	69.98	-	-	-	-	-	-	-	-	8
3275-Other Communications Services	1437.37	-	-	24.27	-	-	13.26	-	-	9
<b>Total (h)</b>	<b>8513.77</b>	<b>0.00</b>	<b>0.00</b>	<b>24.27</b>	<b>0.00</b>	<b>0.00</b>	<b>13.26</b>	<b>0.00</b>	<b>0.00</b>	<b>10</b>
<b>(i) Scientific Technology and Environment-</b>										
3401-Atomic Energy Research	1491.49	-	-	-	-	-	-	-	-	11
3402-Space Research	1827.74	-	-	-	-	-	-	-	-	12
3403-Oceanographic Research	326.12	-	-	-	-	-	-	-	-	13
3425-Other Scientific Research	3980.89	1.15	8.19	10.61	5.68	-	7.22	-	1.20	14
3435-Ecology and Environment	694.94	-	1.23	0.13	-	-	-	8.21	2.18	15
<b>Total (i)</b>	<b>8321.18</b>	<b>1.15</b>	<b>9.42</b>	<b>10.74</b>	<b>5.68</b>	<b>0.00</b>	<b>7.22</b>	<b>8.21</b>	<b>3.38</b>	<b>16</b>
<b>(j) General Economic Services -</b>										
3451-Secretariat-Economic Services	1047.77	3.67	310.28	106.58	290.18	30.41	3.09	3.06	6.79	17
3452-Tourism	397.46	22.14	38.02	5.40	15.04	4.50	20.00	13.26	22.49	18
3453-Foreign Trade and Export Promotion	2493.61	-	0.75	-	-	-	-	0.04	-	19
3454-Census Surveys and Statistics	329.45	1.54	40.87	5.14	14.01	17.20	5.33	5.92	2.66	20
3455-Meteorology	157.35	-	-	-	-	-	-	-	-	21
3456-Civil Supplies	77.28	24.37	111.21	12.36	0.21	62.66	-	24.78	1.40	22
3465-General Financial and Trading Institutions	0.00	-	-	-	-	-	-	-	-	23
3466-International Financial Institutions	2.86	-	-	-	-	-	-	-	-	24
3475-Other General Economic Services	288.53	1.16	10.33	2.32	13.11	4.47	1.48	4.40	0.84	25
<b>Total (j)</b>	<b>4794.31</b>	<b>52.88</b>	<b>511.46</b>	<b>131.80</b>	<b>332.55</b>	<b>119.24</b>	<b>29.90</b>	<b>51.46</b>	<b>34.18</b>	<b>26</b>
<b>TOTAL : (C) ECONOMIC SERVICES</b>	<b>263493.90</b>	<b>807.92</b>	<b>16904.10</b>	<b>932.90</b>	<b>2854.04</b>	<b>4437.90</b>	<b>3140.18</b>	<b>631.85</b>	<b>1010.16</b>	<b>27</b>
Carried over to pages 82-83	624882.98	2196.51	53734.73	2259.55	12735.22	23557.86	10297.14	9103.20	2777.76	28

## NO. 3 - ACCOUNT showing by MAJOR HEADS the EXPENDITURE met from REVENUE of the UNION, UNION TERRITORY AND STATE GOVERNMENTS for the year ended 31st March, 2008 - Contd.

Item No.	STATE GOVERNMENTS								Total carried over
	Gujarat	Haryana	Himachal Pradesh	Jammu and Kashmir	Jharkhand	Karnataka	Kerala	Madhya Pradesh	
1	25455.13	10968.36	6304.92	8470.89	8864.50	23995.46	19973.96	17499.80	568865.02
2	7552.29	6159.95	1886.45	3595.28	1866.22	10387.95	2586.03	6446.19	311717.25
3	-	-	-	-	-	-	-	-	7006.42
4	-	-	-	-	-	-	-	-	0.00
5	-	-	-	-	-	-	-	-	0.00
6	-	-	-	-	-	-	-	-	0.00
7	-	-	-	-	-	-	-	-	0.00
8	-	-	-	-	-	-	-	-	69.98
9	-	-	-	-	-	-	-	-	1474.90
10	0.00	0.00	0.00	0.00	0.00	0.00	0.00	0.00	8551.30
11	-	-	-	-	-	-	-	-	1491.49
12	-	-	-	-	-	-	-	-	1827.74
13	-	-	-	-	-	-	-	-	326.12
14	28.25	5.65	1.74	-	-	18.66	34.21	42.53	4145.98
15	1.32	2.00	0.51	16.96	-	8.80	0.38	-	736.66
16	29.57	7.65	2.25	16.96	0.00	27.46	34.59	42.53	8527.99
17	49.93	44.35	77.36	40.92	13.94	67.79	56.83	8.58	2161.53
18	104.76	1.08	5.38	34.78	7.06	47.21	90.18	11.26	840.02
19	-	-	-	-	-	-	-	-	2494.40
20	10.44	6.23	4.19	26.15	9.05	17.19	25.63	22.59	543.59
21	-	-	-	-	-	0.70	-	-	158.05
22	161.21	-	6.69	-	68.79	9.34	6.47	-	566.77
23	-	-	-	-	-	-	-	-	0.00
24	-	-	-	-	-	-	-	-	2.86
25	28.85	2.61	1.36	4.32	2.32	895.67	18.67	6.32	1286.76
26	355.19	54.27	94.98	106.17	101.16	1037.90	197.78	48.75	8053.98
27	7937.05	6221.87	1983.68	3718.41	1967.38	11453.31	2818.40	6537.47	336850.52
28	33392.18	17190.23	8288.60	12189.30	10831.88	35448.77	22792.36	24037.27	905715.54

**NO. 3 - ACCOUNT showing by MAJOR HEADS the EXPENDITURE met from REVENUE of the UNION, UNION TERRITORY AND STATE GOVERNMENTS for the year ended 31st March, 2008 - Contd.**

EXPENDITURE HEADS (Revenue Account)	Total brought forward	STATE GOVERNMENTS						Item No.
		Maharashtra	Manipur	Meghalaya	Mizoram	Nagaland	Orissa	
Brought forward from pages 76-77	568865.02	50619.47	1650.18	1531.82	1342.42	1850.39	13643.71	1
Total :C-Economic Services (a to g) brought forward from pages 76-77	311717.25	12917.77	598.66	676.60	534.84	644.03	3281.67	2
<b>C-ECONOMIC SERVICES-Concl.</b>								
<b>(h) Communications-</b>								
3201-Postal Services	7006.42	-	-	-	-	-	-	3
3225-Telecommunication Services	0.00	-	-	-	-	-	-	4
3230-Dividends to General Revenues	0.00	-	-	-	-	-	-	5
3231-Appropriation from Telecommunications Surplus	0.00	-	-	-	-	-	-	6
3232-Repayment of Loans Taken from General Revenue by Telecommunications	0.00	-	-	-	-	-	-	7
3252-Satellite Systems	69.98	-	-	-	-	-	-	8
3275-Other Communications Services	1474.90	-	-	-	1.51	-	-	9
<b>Total (h)</b>	<b>8551.30</b>	<b>0.00</b>	<b>0.00</b>	<b>0.00</b>	<b>1.51</b>	<b>0.00</b>	<b>0.00</b>	<b>10</b>
<b>(i) Scientific Technology and Environment-</b>								
3401-Atomic Energy Research	1491.49	-	-	-	-	-	-	11
3402-Space Research	1827.74	0.30	-	-	-	-	-	12
3403-Oceanographic Research	326.12	-	-	-	-	-	-	13
3425-Other Scientific Research	4145.98	2.50	2.06	0.14	2.27	2.42	6.11	14
3435-Ecology and Environment	736.66	22.76	3.76	-	0.25	0.07	12.33	15
<b>Total (i)</b>	<b>8527.99</b>	<b>25.56</b>	<b>5.82</b>	<b>0.14</b>	<b>2.52</b>	<b>2.49</b>	<b>18.44</b>	<b>16</b>
<b>(j) General Economic Services -</b>								
3451-Secretariat-Economic Services	2161.53	79.85	28.47	27.75	6.73	55.97	406.09	17
3452-Tourism	840.02	179.32	1.80	3.86	4.88	6.06	7.18	18
3453-Foreign Trade and Export Promotion	2494.40	-	-	-	-	-	3.33	19
3454-Census Surveys and Statistics	543.59	18.61	5.55	5.01	4.42	10.03	6.23	20
3455-Meteorology	158.05	-	-	-	-	-	-	21
3456-Civil Supplies	566.77	0.06	0.47	6.90	9.32	-	2.00	22
3465-General Financial and Trading Institutions	0.00	-	-	-	-	-	-	23
3466-International Financial Institutions	2.86	-	-	-	-	-	-	24
3475-Other General Economic Services	1286.76	15.72	1.57	1.59	1.75	3.30	3.72	25
<b>Total (j)</b>	<b>8053.98</b>	<b>293.56</b>	<b>37.86</b>	<b>45.11</b>	<b>27.10</b>	<b>75.36</b>	<b>428.55</b>	<b>26</b>
<b>TOTAL : (C) ECONOMIC SERVICES</b>	<b>336850.52</b>	<b>13236.89</b>	<b>642.34</b>	<b>721.85</b>	<b>565.97</b>	<b>721.88</b>	<b>3728.66</b>	<b>27</b>
Carried over to pages 84-85	905715.54	63856.36	2292.52	2253.67	1908.39	2572.27	17372.37	28

**NO. 3 - ACCOUNT showing by MAJOR HEADS the EXPENDITURE met from REVENUE of the UNION, UNION TERRITORY AND STATE GOVERNMENTS for the year ended 31st March, 2008 - Contd.**

Item No.	STATE GOVERNMENTS								Total
	Punjab	Rajasthan	Sikkim	Tamil Nadu	Tripura	Uttar Pradesh	Uttarakhand	West Bengal	
1	17225.48	21122.29	2028.01	31854.42	2255.64	49636.30	5483.68	32329.58	801438.41
2	4638.55	7258.89	300.18	5667.25	443.68	11878.88	1377.96	5443.68	367379.89
3	-	-	-	-	-	-	-	-	7006.42
4	-	-	-	-	-	-	-	-	0.00
5	-	-	-	-	-	-	-	-	0.00
6	-	-	-	-	-	-	-	-	0.00
7	-	-	-	-	-	-	-	-	0.00
8	-	-	-	-	-	-	-	-	69.98
9	-	-	-	-	9.59	-	-	-	1486.00
10	0.00	0.00	0.00	0.00	9.59	0.00	0.00	0.00	8562.40
11	-	-	-	-	-	-	-	-	1491.49
12	-	-	-	-	-	-	-	-	1828.04
13	-	-	-	-	-	-	-	-	326.12
14	1.64	5.32	2.17	6.66	4.55	31.83	9.66	10.97	4234.28
15	12.34	0.80	0.87	3.43	0.40	3.32	-	8.87	805.86
16	13.98	6.12	3.04	10.09	4.95	35.15	9.66	19.84	8685.79
17	726.77	616.72	3.80	38.25	2.10	45.76	35.80	38.92	4274.51
18	0.82	22.59	7.90	37.66	2.23	8.90	28.65	13.37	1165.24
19	-	-	-	-	-	0.08	-	-	2497.81
20	10.58	12.97	3.32	25.25	2.39	36.76	4.94	11.62	701.27
21	-	-	-	-	-	-	-	-	158.05
22	86.60	41.85	1.14	1968.85	7.46	8.03	3.03	18.57	2721.05
23	-	-	-	-	-	-	-	-	0.00
24	-	-	-	-	-	-	-	-	2.86
25	1.29	29.66	1.19	23.95	1.42	23.86	1.07	7.81	1404.66
26	826.06	723.79	17.35	2093.96	15.60	123.39	73.49	90.29	12925.45
27	5478.59	7988.80	320.57	7771.30	473.82	12037.42	1461.11	5553.81	397553.53
28	22704.07	29111.09	2348.58	39625.72	2729.46	61673.72	6944.79	37883.39	1198991.94

**NO. 3 - ACCOUNT showing by MAJOR HEADS the EXPENDITURE met from REVENUE of the UNION, UNION TERRITORY AND STATE GOVERNMENTS for the year ended 31st March, 2008 - Contd.**

EXPENDITURE HEADS (Revenue Account)	Union Government	U.T Govt. Puducherry	STATE GOVERNMENTS							Item No.
			Andhra Pradesh	Arunachal Pradesh	Assam	Bihar	Chhattisgarh	NCT Delhi	Goa	
Brought forward from pages 78-79	624882.98	2196.51	53734.73	2259.55	12735.22	23557.86	10297.14	9103.20	2777.76	1
<b>D. GRANTS-IN-AID AND CONTRIBUTIONS-</b>										
3601-Grants-in-aid to State Governments	106333.00	-	-	-	-	-	-	-	-	2
3602-Grants-in-aid to Union Territory Governments	2044.37	-	-	-	-	-	-	-	-	3
3603-Payment of States Share of Union Excise Duties	-	-	-	-	-	-	-	-	-	4
3604-Compensation and assignment to Local bodies and Panchayati Raj Institutions	-	4.08	248.84	-	8.94	5.01	542.72	667.32	-	5
3605-Technical and Economic Co-operation with other countries	1600.54	-	-	-	-	-	-	-	-	6
3606-Aid Materials and Equipment	-	-	-	-	-	-	-	-	-	7
<b>TOTAL : D-Grants-in-aid and Contributions</b>	<b>109977.91</b>	<b>4.08</b>	<b>248.84</b>	<b>0.00</b>	<b>8.94</b>	<b>5.01</b>	<b>542.72</b>	<b>667.32</b>	<b>0.00</b>	<b>8</b>
<b>TOTAL: EXPENDITURE MET FROM REVENUE</b>	<b>734860.89</b>	<b>2200.59</b>	<b>53983.57</b>	<b>2259.55</b>	<b>12744.16</b>	<b>23562.87</b>	<b>10839.86</b>	<b>9770.52</b>	<b>2777.76</b>	<b>9</b>
Total : Revenue Receipts (See Account No. 2)	649426.42	2135.62	54142.55	3003.01	15324.92	28209.72	13878.65	14912.38	2943.90	10
<b>Surplus (+) Deficit (-) Government</b>	<b>-85434.47</b>	<b>-64.97</b>	<b>158.98</b>	<b>743.46</b>	<b>2580.76</b>	<b>4646.85</b>	<b>3038.79</b>	<b>5141.86</b>	<b>166.14</b>	<b>11</b>

**NO. 3 - ACCOUNT showing by MAJOR HEADS the EXPENDITURE met from REVENUE of the UNION, UNION TERRITORY AND STATE GOVERNMENTS for the year ended 31st March, 2008 - Contd.**

Item No.	STATE GOVERNMENTS								(In crores of rupees)
	Gujarat	Haryana	Himachal Pradesh	Jammu and Kashmir	Jharkhand	Karnataka	Kerala	Madhya Pradesh	Total carried over
1	33392.18	17190.23	8288.60	12189.30	10831.88	35448.77	22792.36	24037.27	905715.54
2	-	-	-	-	-	-	-	-	106333.00
3	-	-	-	-	-	-	-	-	2044.37
4	-	-	-	-	-	-	-	-	0.00
5	147.33	336.65	3.15	-	0.09	1926.00	2099.27	1563.84	7553.24
6	-	-	-	-	-	-	-	-	1600.54
7	-	-	-	-	-	-	-	-	0.00
8	147.33	336.65	3.15	0.00	0.09	1926.00	2099.27	1563.84	117531.15
9	33539.51	17526.88	8291.75	12189.30	10831.97	37374.77	24891.63	25601.11	1023246.69
10	35689.85	19750.74	9141.55	13107.90	12026.55	41151.14	21106.79	30688.73	966640.42
11	2150.34	2223.86	849.80	918.60	1194.58	3776.37	-3784.84	5087.62	-56606.27

**NO. 3 - ACCOUNT showing by MAJOR HEADS the EXPENDITURE met from REVENUE of the UNION, UNION TERRITORY AND STATE GOVERNMENTS for the year ended 31st March, 2008 - Contd.**

EXPENDITURE HEADS (Revenue Account)	Total brought forward	STATE GOVERNMENTS						Item No.
		Maharashtra	Manipur	Meghalaya	Mizoram	Nagaland	Orissa	
<b>Brought forward from pages 80-81</b>	<b>905715.54</b>	<b>63856.36</b>	<b>2292.52</b>	<b>2253.67</b>	<b>1908.39</b>	<b>2572.27</b>	<b>17372.37</b>	<b>1</b>
<b>D. GRANTS-IN-AID AND CONTRIBUTIONS-</b>								
3601-Grants-in-aid to State Governments	106333.00	-	-	-	-	-	-	2
3602-Grants-in-aid to Union Territory Governments	2044.37	-	-	-	-	-	-	3
3603-Payment of States Share of Union Excise Duties	0.00	-	-	-	-	-	-	4
3604-Compensation and assignment to Local bodies and Panchayati Raj Institutions	7553.24	887.35	-	-	-	-	350.90	5
3605-Technical and Economic Co-operation with other countries	1600.54	-	-	-	-	-	-	6
3606-Aid Materials and Equipment	0.00	36.34	-	-	-	-	-	7
<b>TOTAL : D-Grants-in-aid and Contributions</b>	<b>117531.15</b>	<b>923.69</b>	<b>0.00</b>	<b>0.00</b>	<b>0.00</b>	<b>0.00</b>	<b>350.90</b>	<b>8</b>
<b>TOTAL: EXPENDITURE MET FROM REVENUE</b>	<b>1023246.69</b>	<b>64780.05</b>	<b>2292.52</b>	<b>2253.67</b>	<b>1908.39</b>	<b>2572.27</b>	<b>17723.27</b>	<b>9</b>
Total : Revenue Receipts (See Account No. 2)	966640.42	79583.15	3508.27	2441.38	2039.74	2996.02	21967.19	10
<b>Surplus (+) Deficit (-) Government</b>	<b>-56606.27</b>	<b>14803.10</b>	<b>1215.75</b>	<b>187.71</b>	<b>131.35</b>	<b>423.75</b>	<b>4243.92</b>	<b>11</b>



**NO. 3 - ACCOUNT showing by MAJOR HEADS the EXPENDITURE met from REVENUE of the UNION, UNION TERRITORY AND STATE GOVERNMENTS for the year ended 31st March, 2008 - Concl'd.**

Item No.	STATE GOVERNMENTS								(In crores of rupees)
	Punjab	Rajasthan	Sikkim	Tamil Nadu	Tripura	Uttar Pradesh	Uttarakhand	West Bengal	Total
1	22704.07	29111.09	2348.58	39625.72	2729.46	61673.72	6944.79	37883.39	1198991.94
2	-	-	-	-	-	-	-	-	106333.00
3	-	-	-	-	-	-	-	-	2044.37
4	-	-	-	-	-	-	-	-	0.00
5	356.79	16.55	-	3349.30	64.17	3549.49	309.77	431.03	16868.59
6	-	-	-	-	-	-	-	-	1600.54
7	-	-	-	-	-	-	-	-	36.34
8	356.79	16.55	0.00	3349.30	64.17	3549.49	309.77	431.03	126882.84
9	23060.86	29127.64	2348.58	42975.02	2793.63	65223.21	7254.56	38314.42	1325874.78
10	19237.62	30780.62	2699.42	47520.51	3662.15	68672.47	7891.09	30167.39	1289807.44
11	-3823.24	1652.98	350.84	4545.49	868.52	3449.26	636.53	-8147.03	-36067.34

**NO.4-ACCOUNT SHOWING BY MAJOR HEADS THE RECEIPTS AND EXPENDITURE (CAPITAL ACCOUNT) OF THE UNION,  
UNION TERRITORY and STATE GOVERNMENTS for the year ended 31st March, 2008**

PART-I CONSOLIDATED FUND	Union Government	U.T.Govt. Puduchery	STATE GOVERNMENTS							Item No.
			Andhra Pradesh	Arunachal Pradesh	Assam	Bihar	Chhattisgarh	NCT Delhi	Goa	
(In thousands of rupees)										
<b>RECEIPT HEADS (Capital Account)</b>										
4000-Miscellaneous Capital Receipts	387955661	--	65577127	--	--	--	269625	--	--	1
<b>TOTAL : RECEIPT HEADS (Capital Account)</b>	<b>387955661</b>	<b>0</b>	<b>65577127</b>	<b>0</b>	<b>0</b>	<b>0</b>	<b>269625</b>	<b>0</b>	<b>0</b>	<b>2</b>
<b>EXPENDITURE HEADS (Capital Account)</b>										
<b>A-CAPITAL ACCOUNT OF GENERAL SERVICES -</b>										
4046-Capital Outlay on Currency, Coinage and Mint	--	--	--	--	--	--	--	--	--	3
4047-Capital Outlay on other Fiscal Services	2827984	--	--	22100	--	99131	--	--	--	4
4055-Capital outlay on Police	28824383	31500	77813	39399	--	589738	--	2890	34600	5
4058-Capital Outlay on Stationery and Printing	4817	--	--	529	--	--	10548	--	769	6
4059-Capital Outlay on Public Works	6202436	306730	263378	169045	432820	259636	1047845	2495379	166454	7
4070-Capital Outlay on other Administrative Services	3660197	--	16575	--	--	1276616	7086	322230	5662	8
4075-Capital Outlay on Miscellaneous General Services	-617284	--	--	--	--	--	--	--	760000	9
4076-Capital Outlay on Defence Services	374617440	--	--	--	--	--	--	--	--	10
<b>TOTAL:A-CAPITAL ACCOUNT OF GENERAL SERVICES</b>	<b>415519973</b>	<b>338230</b>	<b>357766</b>	<b>231073</b>	<b>432820</b>	<b>2225121</b>	<b>1065479</b>	<b>2820499</b>	<b>967485</b>	<b>11</b>
<b>B-CAPITAL ACCOUNTS OF SOCIAL SERVICES-</b>										
<b>(a) Capital Account of Education, Sports, Art and Culture -</b>										
4202-Capital Outlay on Education, Sports, Art and Culture	573065	185896	1262390	352174	11847	572747	2132824	2543727	391068	12
<b>Total (a)</b>	<b>573065</b>	<b>185896</b>	<b>1262390</b>	<b>352174</b>	<b>11847</b>	<b>572747</b>	<b>2132824</b>	<b>2543727</b>	<b>391068</b>	<b>13</b>
<b>(b) Capital Account of Health and Family Welfare-</b>										
4210-Capital Outlay on Medical and Public Health	-506788	140838	430317	137943	38571	2455475	827598	1612871	140213	14
4211-Capital Outlay on Family Welfare	--	--	1312	--	--	--	--	--	--	15
<b>Total (b)</b>	<b>-506788</b>	<b>140838</b>	<b>431529</b>	<b>137943</b>	<b>38571</b>	<b>2455475</b>	<b>827598</b>	<b>1612871</b>	<b>140213</b>	<b>16</b>
<b>(c) Capital Account of Water Supply, Sanitation, Housing and Urban Development -</b>										
4215-Capital Outlay on Water Supply and Sanitation	719203	224987	13656	184952	1976917	3333219	292385	--	844555	17
4216-Capital Outlay on Housing	8479218	19176	258955	121750	47869	60102	499739	366827	5637	18
4217-Capital Outlay on Urban Development	6009232	--	--	520933	574670	--	1485777	1323438	11540	19
<b>Total (c)</b>	<b>15207653</b>	<b>244163</b>	<b>272611</b>	<b>827635</b>	<b>2599456</b>	<b>3393321</b>	<b>2277901</b>	<b>1690265</b>	<b>861732</b>	<b>20</b>
<b>(d) Capital Account of Information and Broadcasting-</b>										
4220-Capital Outlay on Information and Publicity	120091	--	251	473	--	--	196	--	--	21
4221-Capital Outlay on Broadcasting	--	--	--	--	--	--	--	--	--	22
<b>Total (d)</b>	<b>120091</b>	<b>0</b>	<b>251</b>	<b>473</b>	<b>0</b>	<b>0</b>	<b>196</b>	<b>0</b>	<b>0</b>	<b>23</b>
<b>Total : B - Capital Account of Social Services (a to d) carried over to pages 90-91</b>	<b>15394021</b>	<b>570897</b>	<b>1966881</b>	<b>1318225</b>	<b>2649874</b>	<b>6421543</b>	<b>5238519</b>	<b>5846863</b>	<b>1393013</b>	<b>24</b>
<b>Total : A-Capital Account of General Services</b>	<b>415519973</b>	<b>338230</b>	<b>357766</b>	<b>231073</b>	<b>432820</b>	<b>2225121</b>	<b>1065479</b>	<b>2820499</b>	<b>967485</b>	<b>25</b>

NO.4-ACCOUNT SHOWING BY MAJOR HEADS THE RECEIPTS AND EXPENDITURE (CAPITAL ACCOUNT) OF THE UNION,  
UNION TERRITORY and STATE GOVERNMENTS for the year ended 31st March, 2008 - Contd.

Item No.	STATE GOVERNMENTS								Total carried over
	Gujarat	Haryana	Himachal Pradesh	Jammu and Kashmir	Jharkhand	Karnataka	Kerala	Madhya Pradesh	
1	948740	101507	--	--	--	2457804	75337	110685	457496486
2	948740	101507	0	0	0	2457804	75337	110685	457496486
3	--	--	--	--	--	--	--	--	0
4	--	--	--	--	--	--	--	--	2949215
5	139500	352169	114154	--	569432	685402	1012	22689	31484681
6	--	1137	--	14596	--	--	--	1881	34277
7	369867	1354440	474134	1049196	391387	2689968	570603	709370	18952688
8	--	--	--	32523	121941	14814	--	--	5457644
9	42020	--	--	49161	--	--	--	--	233897
10	--	--	--	--	--	--	--	--	374617440
11	551387	1707746	588288	1145476	1082760	3390184	571615	733940	433729842
12	2896343	846221	1521909	1552916	2235199	1207735	342281	1462740	20091082
13	2896343	846221	1521909	1552916	2235199	1207735	342281	1462740	20091082
14	891887	506045	328461	2058098	1335448	3542379	466503	1107548	15513407
15	--	0	--	--	--	--	1777	3096	6185
16	891887	506045	328461	2058098	1335448	3542379	468280	1110644	15519592
17	9288624	6836785	3090352	2926957	2605637	9790896	44461	5492652	47666238
18	999669	229033	583345	37878	184521	1722635	89443	20023	13725820
19	338254	--	203567	3299920	1073048	2801760	--	634079	18276218
20	10626547	7065818	3877264	6264755	3863206	14315291	133904	6146754	79668276
21	8605	--	3500	9886	--	10400	--	--	153402
22	--	--	--	--	--	--	--	--	0
23	8605	0	3500	9886	0	10400	0	0	153402
24	14423382	8418084	5731134	9885655	7433853	19075805	944465	8720138	115432352
25	551387	1707746	588288	1145476	1082760	3390184	571615	733940	433729842

**NO.4-ACCOUNT SHOWING BY MAJOR HEADS THE RECEIPTS AND EXPENDITURE (CAPITAL ACCOUNT) OF THE UNION,  
UNION TERRITORY and STATE GOVERNMENTS for the year ended 31st March, 2008 - Contd.**

PART-I CONSOLIDATED FUND	Total brought forward	STATE GOVERNMENTS						Item No.
		Maharashtra	Manipur	Meghalaya	Mizoram	Nagaland	Orissa	
(In thousands of rupees)								
<b>RECEIPT HEADS</b>								
<b>(Capital Account)</b>								
4000-Miscellaneous Capital Receipts	457496486	--	--	--	--	--	--	1
<b>TOTAL : RECEIPT HEADS</b> <b>(Capital Account)</b>	<b>457496486</b>	<b>0</b>	<b>0</b>	<b>0</b>	<b>0</b>	<b>0</b>	<b>0</b>	<b>2</b>
<b>EXPENDITURE HEADS</b>								
<b>(Capital Account)</b>								
<b>A-CAPITAL ACCOUNT OF GENERAL SERVICES -</b>								
4046-Capital Outlay on Currency, Coinage and Mint	0	--	--	--	--	--	--	3
4047-Capital Outlay on other Fiscal Services	2949215	--	--	--	--	--	--	4
4055-Capital outlay on Police	31484681	934044	--	63510	36555	252269	2579	5
4058-Capital Outlay on Stationery and Printing	34277	--	--	3960	--	--	--	6
4059-Capital Outlay on Public Works	18952688	1203013	1039390	209461	98429	1124887	1320991	7
4070-Capital Outlay on other Administrative Services	5457644	1279204	2499	--	--	--	--	8
4075-Capital Outlay on Miscellaneous General Services	233897	--	--	--	--	--	--	9
4076-Capital Outlay on Defence Services	374617440	--	--	--	--	--	--	10
<b>TOTAL:A-CAPITAL ACCOUNT OF GENERAL SERVICES</b>	<b>433729842</b>	<b>3416261</b>	<b>1041889</b>	<b>276931</b>	<b>134984</b>	<b>1377156</b>	<b>1323570</b>	<b>11</b>
<b>B-CAPITAL ACCOUNTS OF SOCIAL SERVICES-</b>								
<b>(a) Capital Account of Education, Sports, Art and Culture -</b>								
4202-Capital Outlay on Education, Sports, Art and Culture	20091082	(A) 1498164	1199783	56893	54434	270231	57924	12
<b>Total (a)</b>	<b>20091082</b>	<b>1498164</b>	<b>1199783</b>	<b>56893</b>	<b>54434</b>	<b>270231</b>	<b>57924</b>	<b>13</b>
<b>(b) Capital Account of Health and Family Welfare-</b>								
4210-Capital Outlay on Medical and Public Health	15513407	881212	616526	360756	1884	325440	203794	14
4211-Capital Outlay on Family Welfare	6185	--	--	--	--	--	--	15
<b>Total (b)</b>	<b>15519592</b>	<b>881212</b>	<b>616526</b>	<b>360756</b>	<b>1884</b>	<b>325440</b>	<b>203794</b>	<b>16</b>
<b>(c) Capital Account of Water Supply, Sanitation, Housing and Urban Development -</b>								
4215-Capital Outlay on Water Supply and Sanitation	47666238	120000	1373043	1076851	760662	586017	4407493	17
4216-Capital Outlay on Housing	13725820	280264	47938	20272	29537	636188	724239	18
4217-Capital Outlay on Urban Development	18276218	194797	302531	4891	58687	972138	152973	19
<b>Total (c)</b>	<b>79668276</b>	<b>595061</b>	<b>1723512</b>	<b>1102014</b>	<b>848886</b>	<b>2194343</b>	<b>5284705</b>	<b>20</b>
<b>(d) Capital Account of Information and Broadcasting-</b>								
4220-Capital Outlay on Information and Publicity	153402	--	2000	--	4000	32345	--	21
4221-Capital Outlay on Broadcasting	0	--	--	--	--	--	--	22
<b>Total (d)</b>	<b>153402</b>	<b>0</b>	<b>2000</b>	<b>0</b>	<b>4000</b>	<b>32345</b>	<b>0</b>	<b>23</b>
<b>Total : B - Capital Account of Social Services (a to d) carried over to pages 92-93</b>	<b>115432352</b>	<b>2974437</b>	<b>3541821</b>	<b>1519663</b>	<b>909204</b>	<b>2822359</b>	<b>5546423</b>	<b>24</b>
<b>Total : A-Capital Account of General Services</b>	<b>433729842</b>	<b>3416261</b>	<b>1041889</b>	<b>276931</b>	<b>134984</b>	<b>1377156</b>	<b>1323570</b>	<b>25</b>

(A) Includes an expenditure of Rs.600000 thousands incurred on payment of grant-in-aid.

**NO.4-ACCOUNT SHOWING BY MAJOR HEADS THE RECEIPTS AND EXPENDITURE (CAPITAL ACCOUNT) OF THE UNION,  
UNION TERRITORY and STATE GOVERNMENTS for the year ended 31st March, 2008- Contd.**

Item No.	STATE GOVERNMENTS								Total
	Punjab	Rajasthan	Sikkim	Tamil Nadu	Tripura	Uttar Pradesh	Uttarakhand	West Bengal	
1	7092	11596	--	--	--	--	--	--	457515174
2	7092	11596	0	0	0	0	0	0	457515174
3	--	--	--	--	--	--	--	--	0
4	--	9000000	--	--	--	(A) 38956	--	--	11988171
5	722947	160731	46050	1892035	111010	1732121	347308	72105	37857945
6	--	--	--	7362	--	70000	5233	--	120832
7	525172	682433	346794	719620	234336	3470802	1658152	349632	31935800
8	104123	1571	--	151166	710529	437027	--	249651	8393414
9	--	--	--	--	4988	--	--	--	238885
10	--	--	--	--	--	--	--	--	374617440
11	1352242	9844735	392844	2770183	1060863	5748906	2010693	671388	465152487
12	537860	712871	197204	2222539	566202	(D) 6527378	1711578	312510	36016653
13	537860	712871	197204	2222539	566202	6527378	1711578	312510	36016653
14	48232	956836	25001	741571	727069	(E) 10740242	1398806	1129874	33670650
15	--	--	--	216352	1996	(F) 8000	172318	--	404851
16	48232	956836	25001	957923	729065	10748242	1571124	1129874	34075501
17	1553340	19350345	571770	6115609	1141209	793001	--	5465834	90981412
18	348481	105826	394914	262666	393003	(G) 1328229	159592	262203	18719172
19	2378532	5296465	97055	1660252	--	281961	--	144058	29820558
20	4280353	24752636	1063739	8038527	1534212	2403191	159592	5872095	139521142
21	--	687	--	20124	36727	--	--	5536	254821
22	--	--	--	--	--	--	--	0	0
23	0	687	0	20124	36727	0	0	5536	254821
24	4866445	26423030	1285944	11239113	2866206	19678811	3442294	7320015	209868117
25	1352242	9844735	392844	2770183	1060863	5748906	2010693	671388	465152487

(A) Includes Rs. 3508 thousands spent out of advances from the Contingency Fund during 1995-96 and recouped to the Fund during 2007-08.

(B) Includes Rs. 208036 thousands spent out of advances from the Contingency Fund during 1991-92,1993-94 and 1994-95 and recouped to the Fund during 2007-08.

(C) Includes Rs. 16726 thousands spent out of advances from the Contingency Fund during 1994-95 and recouped to the Fund during 2007-08.

(D) Includes Rs.241238 thousands spent out of advances from the Contingency Fund during 1990-91,1991-92 and 1993-94 and recouped to the Fund during 2007-08.

(E) Includes Rs.272505 thousands spent out of advances from the Contingency Fund during 1987-88,1990-91,1991-92,1992-93,1993-94 and 1994-95 and recouped to the fund during 2007-08.

(F)Includes Rs.8000 thousands spent out of advances from the Contingency Fund during 1991-92 and recouped to the fund during 2007-08.

(G) Includes Rs.152513 thousands spent out of advances from the Contingency Fund during 1991-92,1993-94,1994-95 and 1995-96 and recouped to the Fund during 2007-08.

**NO.4-ACCOUNT SHOWING BY MAJOR HEADS THE RECEIPTS AND EXPENDITURE (CAPITAL ACCOUNT) OF THE UNION,  
UNION TERRITORY and STATE GOVERNMENTS for the year ended 31st March, 2008- Contd.**

	Union Government	U.T.Govt. Puducherry	STATE GOVERNMENTS							Item No.
			Andhra Pradesh	Arunachal Pradesh	Assam	Bihar	Chhattisgarh	NCT Delhi	Goa	
(In thousands of rupees)										
<b>Total : A-Capital Account of General Services brought forward from pages 86-87</b>	<b>415519973</b>	<b>338230</b>	<b>357766</b>	<b>231073</b>	<b>432820</b>	<b>2225121</b>	<b>1065479</b>	<b>2820499</b>	<b>967485</b>	<b>1</b>
<b>Total : B-Capital Account of Social Services (a to d) brought forward from pages 86-87</b>	<b>15394021</b>	<b>570897</b>	<b>1966881</b>	<b>1318225</b>	<b>2649874</b>	<b>6421543</b>	<b>5238519</b>	<b>5846863</b>	<b>1393013</b>	<b>2</b>
<b>(e) Capital Account of Welfare of Scheduled Castes, Scheduled Tribes and other Backward Classes -</b>										
4225-Capital Outlay on Welfare of Scheduled Castes, Scheduled Tribes and other Backward Classes	1855106	10300	854418	--	6195	447512	1757859	307195	10500	3
<b>Total (e)</b>	<b>1855106</b>	<b>10300</b>	<b>854418</b>	<b>0</b>	<b>6195</b>	<b>447512</b>	<b>1757859</b>	<b>307195</b>	<b>10500</b>	<b>4</b>
<b>(g) Capital Account of Social Welfare and Nutrition -</b>										
4235-Capital Outlay on Social Security and Welfare	142756	4250	4980	160913	--	1075212	223128	74842	6221	5
4236-Capital Outlay on Nutrition	--	--	--	--	--	--	--	--	--	6
<b>Total (g)</b>	<b>142756</b>	<b>4250</b>	<b>4980</b>	<b>160913</b>	<b>0</b>	<b>1075212</b>	<b>223128</b>	<b>74842</b>	<b>6221</b>	<b>7</b>
<b>(h) Capital Account of other Social Services -</b>										
4250-Capital Outlay on Other Social Services	253524	19137	12655	4703	--	44900	111706	32443	9053	8
<b>Total (h)</b>	<b>253524</b>	<b>19137</b>	<b>12655</b>	<b>4703</b>	<b>0</b>	<b>44900</b>	<b>111706</b>	<b>32443</b>	<b>9053</b>	<b>9</b>
<b>TOTAL : B-CAPITAL ACCOUNT OF SOCIAL SERVICES</b>	<b>17645407</b>	<b>604584</b>	<b>2838934</b>	<b>1483841</b>	<b>2656069</b>	<b>7989167</b>	<b>7331212</b>	<b>6261343</b>	<b>1418787</b>	<b>10</b>
<b>C-CAPITAL ACCOUNT OF ECONOMIC SERVICES -</b>										
<b>(a) Capital Account of Agriculture and Allied Activities-</b>										
4401-Capital Outlay on Crop Husbandry	87212	1400	-60	38073	--	--	4336	1409	8541	11
4402-Capital Outlay on Soil and Water Conservation	15917	--	--	38196	--	--	244483	--	17877	12
4403-Capital Outlay on Animal Husbandry	24656	--	3507	16823	7842	--	2427	11419	4422	13
4404-Capital Outlay on Dairy Development	9034	1000	165162	500	--	--	--	--	--	14
4405-Capital Outlay on Fisheries	40944	111137	12124	2190	500	--	9987	--	7889	15
4406-Capital Outlay on Forestry and Wildlife	326245	--	42867	--	--	8620	234312	81308	19028	16
4407-Capital Outlay on Plantations	--	--	--	--	--	--	--	--	--	17
4408-Capital Outlay on Food Storage and Warehousing	478959	--	--	5860	6000	--	-1082	--	50561	18
4415-Capital Outlay on Agricultural Research and Education	--	--	--	1376	--	--	--	--	25	19
4416-Investments in Agricultural Financial Institutions	3036096	--	--	55804	--	--	--	--	--	20
4425-Capital Outlay on Co-operation	3247	38285	-15412	1818490	--	215066	362510	-60	68095	21
4435-Capital Outlay on other Agricultural Programmes	--	(A) 1676	-740	--	--	--	--	--	--	22
<b>Total (a)</b>	<b>4022310</b>	<b>153498</b>	<b>207448</b>	<b>1977312</b>	<b>14342</b>	<b>223686</b>	<b>856973</b>	<b>94076</b>	<b>176438</b>	<b>23</b>
<b>(b) Capital Account of Rural Development -</b>										
4515-Capital Outlay on other Rural Development Programmes	217028	--	--	11011	--	14915189	1716181	978405	5156	24
<b>Total (b)</b>	<b>217028</b>	<b>0</b>	<b>0</b>	<b>11011</b>	<b>0</b>	<b>14915189</b>	<b>1716181</b>	<b>978405</b>	<b>5156</b>	<b>25</b>
<b>(c) Capital Account of Special Areas Programme -</b>										
4551-Capital Outlay on Hill Areas	--	--	--	--	--	--	--	--	20872	26
4552-Capital Outlay on North Eastern Areas	826455	--	--	254241	2276247	--	--	--	--	27
4575-Capital Outlay on other Special Areas Programmes	--	--	--	212589	--	--	--	--	--	28
<b>Total (c)</b>	<b>826455</b>	<b>0</b>	<b>0</b>	<b>466830</b>	<b>2276247</b>	<b>0</b>	<b>0</b>	<b>0</b>	<b>20872</b>	<b>29</b>
<b>Total : C-Capital Account of Economic Services (a+b+c) carried over to pages 94-95</b>	<b>5065793</b>	<b>153498</b>	<b>207448</b>	<b>2455153</b>	<b>2290589</b>	<b>15138875</b>	<b>2573154</b>	<b>1072481</b>	<b>202466</b>	<b>30</b>
<b>Total : A + B carried over to pages 94-95</b>	<b>433165380</b>	<b>942814</b>	<b>3196700</b>	<b>1714914</b>	<b>3088889</b>	<b>10214288</b>	<b>8396691</b>	<b>9081842</b>	<b>2386272</b>	<b>31</b>

(A) Includes Rs. 324 thousands wrongly accounted as recoveries under this Head instead of '2401-911'. This will be rectified in 2008-09 accounts.

## COMBINED FINANCE AND REVENUE ACCOUNTS OF THE UNION AND STATE GOVERNMENTS IN INDIA FOR THE YEAR 2007-08

## NO.4-ACCOUNT SHOWING BY MAJOR HEADS THE RECEIPTS AND EXPENDITURE (CAPITAL ACCOUNT) OF THE UNION, UNION TERRITORY and STATE GOVERNMENTS for the year ended 31st March, 2008 - Contd.

Item No.	STATE GOVERNMENTS								Total carried over
	Gujarat	Haryana	Himachal Pradesh	Jammu and Kashmir	Jharkhand	Karnataka	Kerala	Madhya Pradesh	
1	551387	1707746	588288	1145476	1082760	3390184	571615	733940	433729842
2	14423382	8418084	5731134	9885655	7433853	19075805	944465	8720138	115432352
3	287512	26500	78672	27832	881605	2012493	376154	2421078	11360931
4	287512	26500	78672	27832	881605	2012493	376154	2421078	11360931
5	18365	136317	44100	704630	--	195654	13996	181323	2986687
6	50000	--	--	63445	--	--	--	--	113445
7	68365	136317	44100	768075	0	195654	13996	181323	3100132
8	4490579	640796	2200	537033	--	192813	10724	87010	6449276
9	4490579	640796	2200	537033	0	192813	10724	87010	6449276
10	19269838	9221697	5856106	11218595	8315458	21476765	1345339	11409549	136342691
11	5499	--	57485	216509	10000	206000	19753	(A) -922	655235
12	11048	--	95968	83566	--	39723	100014	133128	779920
13	--	--	54938	69947	--	396950	19073	84801	696805
14	--	--	--	--	--	--	505	--	176201
15	-213	--	12597	87410	49972	100570	273062	6167	714336
16	1556723	--	46042	411900	--	35450	110124	117731	2990350
17	--	--	--	--	--	--	--	--	0
18	2464	148319	108673	-548140	--	--	209877	67728	529219
19	450	--	--	120000	--	--	--	--	121851
20	--	--	--	--	--	--	--	--	3091900
21	-63874	195172	22733	80431	9479	10666	286096	231392	3262316
22	--	--	--	--	--	--	--	--	936
23	1512097	343491	398436	521623	69451	789359	1018504	640025	13019069
24	0	--	34266	781151	5911030	1369064	-	4700956	30639437
25	0	0	34266	781151	5911030	1369064	0	4700956	30639437
26	--	--	--	--	--	--	--	--	20872
27	--	--	--	--	--	--	--	--	3356943
28	9165	--	--	1390090	--	--	--	--	1611844
29	9165	0	0	1390090	0	0	0	0	4989659
30	1521262	343491	432702	2692864	5980481	2158423	1018504	5340981	48648165
31	19821225	10929443	6444394	12364071	9398218	24866949	1916954	12143489	570072533

(A) Minus expenditure is due to receipts and recoveries on Capital Account.

**NO.4-ACCOUNT SHOWING BY MAJOR HEADS THE RECEIPTS AND EXPENDITURE (CAPITAL ACCOUNT) OF THE UNION,  
UNION TERRITORY and STATE GOVERNMENTS for the year ended 31st March, 2008 - Contd.**

	Total brought forward	STATE GOVERNMENTS						Item No.
		Maharashtra	Manipur	Meghalaya	Mizoram	Nagaland	Orissa	
(In thousands of rupees)								
<b>Total : A-Capital Account of General Services brought forward from pages 88-89</b>	<b>433729842</b>	<b>3416261</b>	<b>1041889</b>	<b>276931</b>	<b>134984</b>	<b>1377156</b>	<b>1323570</b>	<b>1</b>
<b>Total : B-Capital Account of Social Services (a to d) brought forward from pages 88-89</b>	<b>115432352</b>	<b>2974437</b>	<b>3541821</b>	<b>1519663</b>	<b>909204</b>	<b>2822359</b>	<b>5546423</b>	<b>2</b>
<b>(e) Capital Account of Welfare of Scheduled Castes, Scheduled Tribes and other Backward Classes -</b>								
4225-Capital Outlay on Welfare of Scheduled Castes, Scheduled Tribes and other Backward Classes	11360931	3773925	44333	--	--	--	(A) 886338	3
<b>Total (e)</b>	<b>11360931</b>	<b>3773925</b>	<b>44333</b>	<b>0</b>	<b>0</b>	<b>0</b>	<b>886338</b>	<b>4</b>
<b>(g) Capital Account of Social Welfare and Nutrition -</b>								
4235-Capital Outlay on Social Security and Welfare	2986687	-22074	176912	5100	150209	63584	--	5
4236-Capital Outlay on Nutrition	113445	--	--	--	--	--	--	6
<b>Total (g)</b>	<b>3100132</b>	<b>-22074</b>	<b>176912</b>	<b>5100</b>	<b>150209</b>	<b>63584</b>	<b>0</b>	<b>7</b>
<b>(h) Capital Account of other Social Services -</b>								
4250-Capital Outlay on Other Social Services	6449276	699081	20059	--	--	22210	--	8
<b>Total (h)</b>	<b>6449276</b>	<b>699081</b>	<b>20059</b>	<b>0</b>	<b>0</b>	<b>22210</b>	<b>0</b>	<b>9</b>
<b>TOTAL : B-CAPITAL ACCOUNT OF SOCIAL SERVICES</b>	<b>136342691</b>	<b>7425369</b>	<b>3783125</b>	<b>1524763</b>	<b>1059413</b>	<b>2908153</b>	<b>6432761</b>	<b>10</b>
<b>C-CAPITAL ACCOUNT OF ECONOMIC SERVICES -</b>								
<b>(a) Capital Account of Agriculture and Allied Activities-</b>								
4401-Capital Outlay on Crop Husbandry	655235	1264632	--	8567	27153	90342	--	11
4402-Capital Outlay on Soil and Water Conservation	779920	4461869	--	--	63297	2000	--	12
4403-Capital Outlay on Animal Husbandry	696805	3812	3000	--	5200	37901	--	13
4404-Capital Outlay on Dairy Development	176201	2935	--	--	--	--	--	14
4405-Capital Outlay on Fisheries	714336	187473	--	--	4500	18400	3246	15
4406-Capital Outlay on Forestry and Wildlife	2990350	212641	--	84117	39114	83270	424557	16
4407-Capital Outlay on Plantations	0	--	--	--	--	--	--	17
4408-Capital Outlay on Food Storage and Warehousing	529219	937235	23287	--	548013	89264	10000	18
4415-Capital Outlay on Agricultural Research and Education	121851	9351	--	--	--	--	--	19
4416-Investments in Agricultural Financial Institutions	3091900	--	--	800	--	--	--	20
4425-Capital Outlay on Co-operation	3262316	1076641	9628	39609	14709	64606	55297	21
4435-Capital Outlay on other Agricultural Programmes	936	--	--	1500	5200	--	--	22
<b>Total (a)</b>	<b>13019069</b>	<b>8156589</b>	<b>35915</b>	<b>133593</b>	<b>707186</b>	<b>385783</b>	<b>493100</b>	<b>23</b>
<b>(b) Capital Account of Rural Development -</b>								
4515-Capital Outlay on other Rural Development Programmes	30639437	4574688	1500	4185	26500	--	--	24
<b>Total (b)</b>	<b>30639437</b>	<b>4574688</b>	<b>1500</b>	<b>4185</b>	<b>26500</b>	<b>0</b>	<b>0</b>	<b>25</b>
<b>(c) Capital Account of Special Areas Programme -</b>								
4551-Capital Outlay on Hill Areas	20872	435068	--	--	--	--	--	26
4552-Capital Outlay on North Eastern Areas	3356943	--	342239	509734	477628	413041	--	27
4575-Capital Outlay on other Special Areas Programmes	1611844	--	--	--	239252	355167	--	28
<b>Total (c)</b>	<b>4989659</b>	<b>435068</b>	<b>342239</b>	<b>509734</b>	<b>716880</b>	<b>768208</b>	<b>0</b>	<b>29</b>
<b>Total : C-Capital Account of Economic Services (a+b+c) carried over to pages 96-97</b>	<b>48648165</b>	<b>13166345</b>	<b>379654</b>	<b>647512</b>	<b>1450566</b>	<b>1153991</b>	<b>493100</b>	<b>30</b>
<b>Total : A + B carried over to pages 96-97</b>	<b>570072533</b>	<b>10841630</b>	<b>4825014</b>	<b>1801694</b>	<b>1194397</b>	<b>4285309</b>	<b>7756331</b>	<b>31</b>

(A) Includes Rs. 62165 thousands met out of advance from the Contingency Fund during the year but not recouped to the fund till the close of the year.



## COMBINED FINANCE AND REVENUE ACCOUNTS OF THE UNION AND STATE GOVERNMENTS IN INDIA FOR THE YEAR 2007-08

## NO.4-ACCOUNT SHOWING BY MAJOR HEADS THE RECEIPTS AND EXPENDITURE (CAPITAL ACCOUNT) OF THE UNION, UNION TERRITORY and STATE GOVERNMENTS for the year ended 31st March, 2008 - Contd.

Item No.	(In thousands of rupees)								Total
	Punjab	Rajasthan	Sikkim	Tamil Nadu	Tripura	Uttar Pradesh	Uttarakhand	West Bengal	
1	1352242	9844735	392844	2770183	1060863	5748906	2010693	671388	465152487
2	4866445	26423030	1285944	11239113	2866206	19678811	3442294	7320015	209868117
3	--	1135083	12500	1025040	171376	(A) 1002824	650894	79291	20142535
4	0	1135083	12500	1025040	171376	1002824	650894	79291	20142535
5	117	117075	55701	16944	299968	(B) 55574	35984	214071	4155852
6	--	149542	--	70540	332	--	--	--	333859
7	117	266617	55701	87484	300300	55574	35984	214071	4489711
8	34255	178359	--	36982	3520	399110	49757	49767	7942376
9	34255	178359	0	36982	3520	399110	49757	49767	7942376
10	4900817	28003089	1354145	12388619	3341402	21136319	4178929	7663144	242442739
11	5446	37489	30985	2366	51509	(C) 86581	164756	20507	2445568
12	46879	236131	--	479806	40934	89166	--	--	6200002
13	1898	6084	8336	97991	97824	(D) 473425	76891	10478	1519645
14	(G) -1953	--	--	--	--	--	--	29462	206645
15	--	3631	3514	106340	--	--	10851	90882	1143173
16	--	320907	23378	1199927	115593	2034591	99162	126272	7753879
17	--	--	--	--	--	58660	--	14500	73160
18	4456	5008	5304	49300	8285	(E) 7531252	201153	99540	10041316
19	--	44154	--	19519	29078	10005	--	2080	236038
20	--	--	--	--	--	--	--	--	3092700
21	(G) -6868	201023	120	13782931	44799	(F) 70423	143364	34564	18792162
22	--	--	--	23800	28468	--	--	27561	87465
23	49858	854427	71637	15761980	416490	10354103	696177	455846	51591753
24	1012931	2303302	382174	10034788	214049	6808568	1059689	499	57062310
25	1012931	2303302	382174	10034788	214049	6808568	1059689	499	57062310
26	--	--	--	317732	--	--	--	9500	783172
27	--	--	--	--	453632	--	--	--	5553217
28	--	915242	228006	--	--	6894962	--	1106441	11350914
29	0	915242	228006	317732	453632	6894962	0	1115941	17687303
30	1062789	4072971	681817	26114500	1084171	24057633	1755866	1572286	126341366
31	6253059	37847824	1746989	15158802	4402265	26885225	6189622	8334532	707595226

(A) Includes Rs.118269 thousands spent out of advances from the Contingency Fund during 1993-94 and 1994-95 and recouped to the Fund during 2007-08.

(B) Includes Rs.14700 thousands spent out of advances from the Contingency Fund during 1993-94 and recouped to the Fund during 2007-08.

(C) Includes Rs.1758 thousands spent out of advances from the Contingency Fund during 1993-94 and recouped to the Fund during 2007-08.

(D) Includes Rs. 6667 thousands spent out of the advances from the Contingency Fund during 1994-95 and recouped to the Fund during the year 2007-08.

(E) Includes Rs.5000 thousands spent out of advances from the Contingency Fund during 1993-94 and recouped to the Fund during 2007-08.

(F) Includes Rs.6400 thousands spent out of advances from the Contingency Fund during 1994-95 and recouped to the Fund during 2007-08.

(G) Minus expenditure is due to excess of receipts over expenditure during the year.



## NO.4-ACCOUNT SHOWING BY MAJOR HEADS THE RECEIPTS AND EXPENDITURE (CAPITAL ACCOUNT) OF THE UNION, UNION TERRITORY and STATE GOVERNMENTS for the year ended 31st March, 2008 - Contd.

Item No.	(In thousands of rupees)								Total carried over
	Gujarat	Haryana	Himachal Pradesh	STATE GOVERNMENTS Jammu and Kashmir		Karnataka	Kerala	Madhya Pradesh	
1	19821225	10929443	6444394	12364071	9398218	24866949	1916954	12143489	570072533
2	1521262	343491	432702	2692864	5980481	2158423	1018504	5340981	48648165
3	20934487	4280184	516609	--	3035075	--	--	12280701	48673002
4	5593904	3949374	469965	610865	2915209	30771789	1270434	2401320	153252702
5	5141945	--	904510	843660	1025991	3449515	160525	5274098	28195145
6	--	--	13407	--	--	--	--	94263	653087
7	1029153	644876	228862	289957	68170	193675	417766	162965	9964413
8	32699489	8874434	2133353	1744482	7044445	34414979	1848725	20213347	240738349
9	5305370	8489000	1316000	6653343	--	4329042	--	9033386	62339913
10	--	--	--	--	--	--	--	--	0
11	--	--	--	--	--	--	--	--	71057
12	--	--	--	--	--	--	--	--	517580
13	5305370	8489000	1316000	6653343	0	4329042	0	9033386	62928550
14	2919	610	22103	791219	--	110477	13823	231000	2366385
15	--	--	--	125785	--	736834	--	--	1572619
16	--	--	--	20828	9999	--	5000	492	851806
17	--	--	--	--	--	--	--	--	53200
18	--	--	--	--	--	--	--	--	0
19	--	--	--	--	--	--	--	--	0
20	--	--	--	--	--	--	--	--	0
21	--	--	--	--	--	--	107916	--	1984416
22	--	100	--	--	--	--	1388200	--	1705194
23	--	200	--	--	--	11686	30331	--	1761717
24	--	--	--	--	--	--	--	--	10265580
25	--	--	--	--	--	--	--	919561	1334651
26	317	657520	--	--	10000	--	--	1501200	13052913
27	3236	658430	22103	937832	19999	858997	1545270	2652253	34948481
28	39529357	18365355	3904158	12028521	13044925	41761441	4412499	37239967	387263545
29	19821225	10929443	6444394	12364071	9398218	24866949	1916954	12143489	570072533

## NO.4-ACCOUNT SHOWING BY MAJOR HEADS THE RECEIPTS AND EXPENDITURE (CAPITAL ACCOUNT) OF THE UNION, UNION TERRITORY and STATE GOVERNMENTS for the year ended 31st March, 2008- Contd.

	Total brought forward	STATE GOVERNMENTS						Item No
		Maharashtra	Manipur	Meghalaya	Mizoram	Nagaland	Orissa	
(In thousands of rupees)								
<b>Total : A + B brought forward from pages 92-93</b>	<b>570072533</b>	<b>10841630</b>	<b>4825014</b>	<b>1801694</b>	<b>1194397</b>	<b>4285309</b>	<b>7756331</b>	<b>1</b>
<b>Total : C-Capital Account of Economic Services (a+b+c) brought forward from pages 92-93</b>	<b>48648165</b>	<b>13166345</b>	<b>379654</b>	<b>647512</b>	<b>1450566</b>	<b>1153991</b>	<b>493100</b>	<b>2</b>
<b>(d) Capital Account of Irrigation and Flood Control -</b>								
4700-Capital Outlay on Major Irrigation	48673002	--	--	--	--	--	10096541	3
4701-Capital Outlay on Medium Irrigation	153252702	64145312	893757	--	--	--	2596299	4
4702-Capital Outlay on Minor Irrigation	28195145	1985765	602670	25018	280591	28805	835083	5
4705-Capital Outlay on Command Area Development	653087	--	31501	--	--	--	--	6
4711-Capital Outlay on Flood Control Projects	9964413	304212	109164	35700	27100	--	598408	7
<b>Total (d)</b>	<b>240738349</b>	<b>66435289</b>	<b>1637092</b>	<b>60718</b>	<b>307691</b>	<b>28805</b>	<b>14126331</b>	<b>8</b>
<b>(e) Capital Account of Energy -</b>								
4801-Capital Outlay on Power Projects	62339913	8043374	1531700	--	689234	502683	--	9
4802-Capital Outlay on Petroleum	0	--	--	--	--	--	--	10
4803-Capital Outlay on Coal and Lignite	71057	--	--	--	--	--	--	11
4810-Capital Outlay on Non-Conventional Sources of Energy	517580	--	--	--	--	--	--	12
<b>Total (e)</b>	<b>62928550</b>	<b>8043374</b>	<b>1531700</b>	<b>0</b>	<b>689234</b>	<b>502683</b>	<b>0</b>	<b>13</b>
<b>(f) Capital Account of Industry and Minerals -</b>								
4851-Capital Outlay on Village and Small Industries	2366385	209597	264296	8122	38005	5673	--	14
4852-Capital Outlay on Iron and Steel Industries	1572619	--	3600	--	--	--	1949	15
4853-Capital Outlay on Non-Ferrous Mining and Metallurgical Industries	851806	--	--	--	--	61215	--	16
4854-Capital Outlay on Cement and Non-Metallic Mineral Industries	53200	--	--	--	--	--	--	17
4855-Capital Outlay on Fertilizer Industries	0	--	--	--	--	--	--	18
4856-Capital Outlay on Petro-Chemical Industries	0	--	--	--	--	--	--	19
4857-Capital outlay on Chemical and Pharmaceutical Industries	0	--	--	--	--	--	--	20
4858-Capital Outlay on Engineering Industries	1984416	--	--	--	--	--	--	21
4859-Capital Outlay on Telecommunication and Electronics Industries	1705194	--	--	--	--	1000	--	22
4860-Capital Outlay on Consumer Industries	1761717	-48	--	--	--	234201	302500	23
4861-Capital Outlay on Atomic Industries	10265580	--	--	--	--	--	--	24
4875-Capital Outlay on Other Industries	1334651	--	--	--	--	--	--	25
4885-Other Capital Outlay on Industries and Minerals	13052913	-30000	--	20200	--	--	--	26
<b>Total (f)</b>	<b>34948481</b>	<b>179549</b>	<b>267896</b>	<b>28322</b>	<b>38005</b>	<b>302089</b>	<b>304449</b>	<b>27</b>
<b>Total : C-Capital Account of Economic Services(a to f) carried over to pages 100-101</b>	<b>387263545</b>	<b>87824557</b>	<b>3816342</b>	<b>736552</b>	<b>2485496</b>	<b>1987568</b>	<b>14923880</b>	<b>28</b>
<b>Total : A + B carried over to pages 100-101</b>	<b>570072533</b>	<b>10841630</b>	<b>4825014</b>	<b>1801694</b>	<b>1194397</b>	<b>4285309</b>	<b>7756331</b>	<b>29</b>

## COMBINED FINANCE AND REVENUE ACCOUNTS OF THE UNION AND STATE GOVERNMENTS IN INDIA FOR THE YEAR 2007-08

NO.4-ACCOUNT SHOWING BY MAJOR HEADS THE RECEIPTS AND EXPENDITURE (CAPITAL ACCOUNT) OF THE UNION,  
UNION TERRITORY and STATE GOVERNMENTS for the year ended 31st March, 2008 - Contd.

Item No	STATE GOVERNMENTS								Total
	Punjab	Rajasthan	Sikkim	Tamil Nadu	Tripura	Uttar Pradesh	Uttarakhand	West Bengal	
1	6253059	37847824	1746989	15158802	4402265	26885225	6189622	8334532	707595226
2	1062789	4072971	681817	26114500	1084171	24057633	1755866	1572286	126341366
3	796910	4914089	--	--	--	13643961	1277460	903794	80305757
4	1185380	991717	--	2138791	60686	3174648	28490	18716	228486498
5	358895	2290156	101	830651	232147	1962196	2109010	720552	40456785
6	766139	566804	--	297170	--	--	--	23682	2338383
7	999375	17863	28057	386237	115541	3139993	235772	1454480	17416315
8	4106699	8780629	28158	3652849	408374	21920798	3650732	3121224	369003738
9	441400	10630000	475209	4900000	864808	52169116	2573447	9858209	155019093
10	--	--	--	--	--	--	--	--	0
11	--	--	--	--	--	--	--	--	71057
12	--	--	--	--	78100	--	--	--	595680
13	441400	10630000	475209	4900000	942908	52169116	2573447	9858209	155685830
14	767	12248	12983	32926	3400	9304	33590	111702	3108998
15	--	--	--	--	--	--	--	--	1578168
16	--	48453	--	--	--	6250	--	--	967724
17	--	--	--	--	--	30168	--	--	83368
18	--	--	--	--	--	--	--	--	0
19	--	--	--	--	--	--	--	--	0
20	--	--	--	--	--	--	--	135493	135493
21	--	--	--	--	--	30834	--	--	2015250
22	--	--	--	--	--	129834	242947	--	2078975
23	--	1097	13016	65691	109100	18000	--	17363	2522637
24	--	--	--	--	--	--	--	--	10265580
25	--	--	--	1500000	--	--	--	--	2834651
26	--	154446	--	--	8050	30000	-500000	277245	13012854
27	767	216244	25999	1598617	120550	254390	-223463	541803	38603698
28	5611655	23699844	1211183	36265966	2556003	98401937	7756582	15093522	689634632
29	6253059	37847824	1746989	15158802	4402265	26885225	6189622	8334532	707595226

(A) Includes Rs 4800 thousands spent out of advances from the Contingency Fund during 1991-92 and recouped to the Fund during the year 2007-08.

(B) Includes Rs. 5753 thousands spent out of advances from the Contingency Fund during 1990-91 and recouped to the Fund during the year 2007-08.

(C) Includes Rs. 1080 thousands spent out of advances from the Contingency Fund during 1993-94 and recouped to the Fund during the year 2007-08.

(D) Includes Rs. 1318 thousands spent out of advances from the Contingency Fund during 1993-94 and recouped to the Fund during the year 2007-08.

(E) Includes Rs. 30168 thousands spent out of advances from the Contingency Fund during 1991-92 and 1992-93 and recouped to the Fund during the year 2007-08.

(F) Includes Rs. 30834 thousands spent out of advances from the Contingency Fund during 1993-94, 1994-95 and recouped to the Fund during the year 2007-08.

(G) Includes Rs. 100633 thousands spent out of advances from the Contingency Fund during 1987-88, 1990-91 and 1991-92 and recouped to the Fund during the year 2007-08.

(H) Includes Rs. 18000 thousands spent out of advances from the Contingency Fund upto 31-3-1994 and recouped to the Fund during the year 2007-08.

(I) Includes Rs. 30000 thousands spent out of advances from the Contingency Fund during 1991-92 and recouped to the Fund during the year 2007-08.

## COMBINED FINANCE AND REVENUE ACCOUNTS OF THE UNION AND STATE GOVERNMENTS IN INDIA FOR THE YEAR 2007-08

## NO.4-ACCOUNT SHOWING BY MAJOR HEADS THE RECEIPTS AND EXPENDITURE (CAPITAL ACCOUNT) OF THE UNION, UNION TERRITORY and STATE GOVERNMENTS for the year ended 31st March, 2008- Contd.

	(In thousands of rupees)									
	Union Government	U.T Govt. Puducherry	STATE GOVERNMENTS							
			Andhra Pradesh	Arunachal Pradesh	Assam	Bihar	Chhattisgarh	NCT Delhi	Goa	
<b>Total : A + B</b>										
brought forward from pages 94-95	433165380	942814	3196700	1714914	3088889	10214288	8396691	9081842	2386272	1
<b>Total : C-Capital Account of Economic Services(a to f)</b>										
brought forward from pages 94-95	36921849	1310171	112360326	3834822	8621933	26812419	11588098	12400256	3127448	2
<b>(g) Capital Account of Transport -</b>										
5002-Capital Outlay on Indian Railways-Commercial Lines	81330945	--	--	--	--	--	--	--	--	3
5003-Capital Outlay on Indian Railways Strategic Lines	14572	--	--	--	--	--	--	--	--	4
5051-Capital Outlay on Ports and Light Houses	1959268	36395	581276	--	--	--	--	--	1810	5
5052-Capital Outlay on Shipping	1756882	--	--	--	--	--	--	--	--	6
5053-Capital Outlay on Civil Aviation	964675	--	161846	53070	--	72308	262875	--	--	7
5054-Capital Outlay on Roads and Bridges	54829844	412720	7921708	1697907	5086190	22922685	10816151	6218233	1277242	8
5055-Capital Outlay on Road Transport	149303	10480	--	36686	80000	--	--	9679368	60459	9
5056-Capital Outlay on Inland and Water Transport	--	--	--	--	--	--	--	--	14389	10
5075-Capital Outlay on Other Transport Services	1693361	--	--	--	--	--	--	107981	--	11
<b>Total (g)</b>	<b>142698850</b>	<b>459595</b>	<b>8664830</b>	<b>1787663</b>	<b>5166190</b>	<b>22994993</b>	<b>11079026</b>	<b>16005582</b>	<b>1353900</b>	<b>12</b>
<b>(h) Capital Account of Economic Services -</b>										
5201-Capital Outlay on Postal Services	906228	--	--	--	--	--	--	--	--	13
5225-Capital Outlay on Telecommunication Services	--	--	--	--	--	--	--	--	--	14
5252-Capital Outlay on Satellite System	4743102	--	--	--	--	--	--	--	--	15
5275-Capital Outlay on Other Communication Services	1162446	--	--	--	--	--	--	--	--	16
<b>Total (h)</b>	<b>6811776</b>	<b>0</b>	<b>0</b>	<b>0</b>	<b>0</b>	<b>0</b>	<b>0</b>	<b>0</b>	<b>0</b>	<b>17</b>
<b>(i) Capital Account of Science, Technology and Environment -</b>										
5401-Capital Outlay on Atomic Energy Research	6242365	--	--	--	--	--	--	--	--	18
5402-Capital Outlay on Space Research	9010947	--	--	--	--	--	--	--	--	19
5403-Capital Outlay on Oceanographic Research	130000	--	--	--	--	--	--	--	--	20
5425-Capital Outlay on other Scientific and Environmental Research	270104	--	--	--	--	--	--	112167	--	21
<b>Total (i)</b>	<b>15653416</b>	<b>0</b>	<b>0</b>	<b>0</b>	<b>0</b>	<b>0</b>	<b>0</b>	<b>112167</b>	<b>0</b>	<b>22</b>
<b>(j) Capital Account of General Economic Services -</b>										
5452-Capital Outlay on Tourism	6142323	41099	--	190735	4067	244417	243000	--	17645	23
5453-Capital Outlay on Foreign Trade and Export Promotion	6332197	--	--	--	--	--	--	--	--	24
5455-Capital Outlay on Meteorology	227814	--	--	--	--	--	--	--	--	25
5465-Investments in General Financial and Trading Institutions	456273435	--	--	--	--	43739	--	--	--	26
5466-Investments in International Financial Institutions	4083168	--	--	--	--	--	--	--	--	27
5475-Capital Outlay on Other General Economic Services	61061259	--	3517480	3921	--	727912	50	44737	--	28
<b>Total (j)</b>	<b>534120196</b>	<b>41099</b>	<b>3517480</b>	<b>194656</b>	<b>4067</b>	<b>1016068</b>	<b>243050</b>	<b>44737</b>	<b>17645</b>	<b>29</b>
<b>TOTAL :C-CAPITAL ACCOUNT OF ECONOMIC SERVICES</b>	<b>736206087</b>	<b>1810865</b>	<b>124542636</b>	<b>5817141</b>	<b>13792190</b>	<b>50823480</b>	<b>22910174</b>	<b>28562742</b>	<b>4498993</b>	<b>30</b>
<b>TOTAL : EXPENDITURE HEADS (Capital Account) (A + B + C)</b>	<b>1169371467</b>	<b>2753679</b>	<b>127739336</b>	<b>7532055</b>	<b>16881079</b>	<b>61037768</b>	<b>31306865</b>	<b>37644584</b>	<b>6885265</b>	<b>31</b>

## COMBINED FINANCE AND REVENUE ACCOUNTS OF THE UNION AND STATE GOVERNMENTS IN INDIA FOR THE YEAR 2007-08

## NO.4-ACCOUNT SHOWING BY MAJOR HEADS THE RECEIPTS AND EXPENDITURE (CAPITAL ACCOUNT) OF THE UNION, UNION TERRITORY and STATE GOVERNMENTS for the year ended 31st March, 2008 - Contd.

Item No.	STATE GOVERNMENTS								Total carried over
	Gujarat	Haryana	Himachal Pradesh	Jammu and Kashmir	Jharkhand	Karnataka	Kerala	Madhya Pradesh	
1	19821225	10929443	6444394	12364071	9398218	24866949	1916954	12143489	570072533
2	39529357	18365355	3904158	12028521	13044925	41761441	4412499	37239967	387263545
3	--	--	--	--	--	--	--	--	81330945
4	--	--	--	--	--	--	--	--	14572
5	--	--	--	--	--	64850	252313	--	2895912
6	--	--	--	--	--	--	--	--	1756882
7	17981	34889	8850	--	--	--	60000	41948	1678442
8	8449263	3966192	3276266	9602626	3012281	14001333	7680905	18652146	179823692
9	150000	814857	468533	92213	64903	1050000	43804	--	12700606
10	--	--	--	--	--	--	42768	--	57157
11	--	--	--	--	--	--	197455	--	1998797
12	8617244	4815938	3753649	9694839	3077184	15116183	8277245	18694094	282257005
13	--	--	--	--	--	--	--	--	906228
14	--	--	--	--	--	--	--	--	0
15	--	--	--	--	--	--	--	--	4743102
16	--	--	--	--	--	--	--	--	1162446
17	0	0	0	0	0	0	0	0	6811776
18	--	--	--	--	--	--	--	--	6242365
19	--	--	--	--	--	--	--	--	9010947
20	--	--	--	--	--	--	--	--	130000
21	42500	--	--	27689	--	--	--	20000	472460
22	42500	0	0	27689	0	0	0	20000	15855772
23	--	150986	32690	1191026	195406	508551	103876	229149	9294970
24	--	--	--	--	--	--	--	--	6332197
25	--	--	--	--	--	--	--	--	227814
26	--	--	--	280950	--	4179049	32318	--	460809491
27	--	--	--	--	--	--	--	--	4083168
28	--	--	--	1583199	119712	57207	2903	285	67118665
29	0	150986	32690	3055175	315118	4744807	139097	229434	547866305
30	48189101	23332279	7690497	24806224	16437227	61622431	12828841	56183495	1240054403
31	68010326	34261722	14134891	37170295	25835445	86489380	14745795	68326984	1810126936

## COMBINED FINANCE AND REVENUE ACCOUNTS OF THE UNION AND STATE GOVERNMENTS IN INDIA FOR THE YEAR 2007-08

## NO.4-ACCOUNT SHOWING BY MAJOR HEADS THE RECEIPTS AND EXPENDITURE (CAPITAL ACCOUNT) OF THE UNION, UNION TERRITORY and STATE GOVERNMENTS for the year ended 31st March, 2008 - Contd.

	Total brought forward	STATE GOVERNMENTS						Item No.
		Maharashtra	Manipur	Meghalaya	Mizoram	Nagaland	Orissa	
<b>Total : A + B brought forward from pages 96-97</b>	<b>570072533</b>	<b>10841630</b>	<b>4825014</b>	<b>1801694</b>	<b>1194397</b>	<b>4285309</b>	<b>7756331</b>	<b>1</b>
<b>Total : C-Capital Account of Economic Services(a to f) brought forward from pages 96-97</b>	<b>387263545</b>	<b>87824557</b>	<b>3816342</b>	<b>736552</b>	<b>2485496</b>	<b>1987568</b>	<b>14923880</b>	<b>2</b>
<b>(g) Capital Account of Transport -</b>								
5002-Capital Outlay on Indian Railways-Commercial Lines	81330945	--	--	--	--	--	--	3
5003-Capital Outlay on Indian Railways Strategic Lines	14572	--	--	--	--	--	--	4
5051-Capital Outlay on Ports and Light Houses	2895912	--	--	--	--	--	21286	5
5052-Capital Outlay on Shipping	1756882	--	--	--	--	--	--	6
5053-Capital Outlay on Civil Aviation	1678442	--	--	203800	--	--	6951	7
5054-Capital Outlay on Roads and Bridges	179823692	13670224	2186474	1139891	1547485	1810634	5508532	8
5055-Capital Outlay on Road Transport	12700606	1591986	110645	34636	10082	69200	99500	9
5056-Capital Outlay on Inland and Water Transport	57157	--	--	--	--	--	--	10
5075-Capital Outlay on Other Transport Services	1998797	--	--	--	--	--	--	11
<b>Total (g)</b>	<b>282257005</b>	<b>15262210</b>	<b>2297119</b>	<b>1378327</b>	<b>1557567</b>	<b>1879834</b>	<b>5636269</b>	<b>12</b>
<b>(h) Capital Account of Economic Services -</b>								
5201-Capital Outlay on Postal Services	906228	--	--	--	--	--	--	13
5225-Capital Outlay on Telecommunication Services	0	--	--	--	--	--	--	14
5252-Capital Outlay on Satellite System	4743102	--	--	--	--	--	--	15
5275-Capital Outlay on Other Communication Services	1162446	--	--	--	--	--	--	16
<b>Total (h)</b>	<b>6811776</b>	<b>0</b>	<b>0</b>	<b>0</b>	<b>0</b>	<b>0</b>	<b>0</b>	<b>17</b>
<b>(i) Capital Account of Science, Technology and Environment -</b>								
5401-Capital Outlay on Atomic Energy Research	6242365	--	--	--	--	--	--	18
5402-Capital Outlay on Space Research	9010947	654	--	--	--	--	--	19
5403-Capital Outlay on Oceanographic Research	130000	--	--	--	--	--	--	20
5425-Capital Outlay on other Scientific and Environmental Research	472460	--	100000	--	--	26848	--	21
<b>Total (i)</b>	<b>15855772</b>	<b>654</b>	<b>100000</b>	<b>0</b>	<b>0</b>	<b>26848</b>	<b>0</b>	<b>22</b>
<b>(j) Capital Account of General Economic Services -</b>								
5452-Capital Outlay on Tourism	9294970	--	40700	--	204990	29500	116464	23
5453-Capital Outlay on Foreign Trade and Export Promotion	6332197	--	--	--	--	--	--	24
5455-Capital Outlay on Meteorology	227814	--	--	--	--	--	--	25
5465-Investments in General Financial and Trading Institutions	460809491	970942	--	--	--	--	--	26
5466-Investments in International Financial Institutions	4083168	--	--	--	--	--	--	27
5475-Capital Outlay on Other General Economic Services	67118665	-3850	--	--	--	5744	1175	28
<b>Total (j)</b>	<b>547866305</b>	<b>967092</b>	<b>40700</b>	<b>0</b>	<b>204990</b>	<b>35244</b>	<b>117639</b>	<b>29</b>
<b>TOTAL :C-CAPITAL ACCOUNT OF ECONOMIC SERVICES</b>	<b>1240054403</b>	<b>104054513</b>	<b>6254161</b>	<b>2114879</b>	<b>4248053</b>	<b>3929494</b>	<b>20677788</b>	<b>30</b>
<b>TOTAL : EXPENDITURE HEADS (Capital Account) (A + B + C)</b>	<b>1810126936</b>	<b>114896143</b>	<b>11079175</b>	<b>3916573</b>	<b>5442450</b>	<b>8214803</b>	<b>28434119</b>	<b>31</b>



## COMBINED FINANCE AND REVENUE ACCOUNTS OF THE UNION AND STATE GOVERNMENTS IN INDIA FOR THE YEAR 2007-08

## NO.4-ACCOUNT SHOWING BY MAJOR HEADS THE RECEIPTS AND EXPENDITURE (CAPITAL ACCOUNT) OF THE UNION, UNION TERRITORY and STATE GOVERNMENTS for the year ended 31st March, 2008 - Concl'd.

Item No.	(In thousands of rupees)								Total
	Punjab	Rajasthan	Sikkim	STATE GOVERNMENTS			Uttarakhand	West Bengal	
				Tamil Nadu	Tripura	Uttar Pradesh			
1	6253059	37847824	1746989	15158802	4402265	26885225	6189622	8334532	707595226
2	5611655	23699844	1211183	36265966	2556003	98401937	7756582	15093522	689634632
3	--	--	--	--	--	--	--	--	81330945
4	--	--	--	--	--	--	--	--	14572
5	--	--	--	--	--	--	--	--	2917198
6	--	--	--	329310	--	--	--	--	2086192
7	3037734	--	25992	--	--	408542	69189	4945	5435595
8	5927614	3545630	785133	21721513	1865771	43256657	7505713	2997743	293292706
9	58980	--	35777	1022000	192603	153000	262110	67075	16408200
10	--	--	--	--	--	--	--	46681	103838
11	--	--	--	--	--	--	--	3168	2001965
12	9024328	3545630	846902	23072823	2058374	43818199	7837012	3119612	403591211
13	--	--	--	--	--	--	--	--	906228
14	--	--	--	--	--	--	--	--	0
15	--	--	--	--	--	--	--	--	4743102
16	--	--	--	--	3303	--	--	--	1165749
17	0	0	0	0	3303	0	0	0	6815079
18	--	--	--	--	--	--	--	--	6242365
19	--	--	--	--	--	--	--	--	9011601
20	--	--	--	--	--	--	--	--	130000
21	(C) -27500	1233	18385	--	8640	--	--	--	600066
22	-27500	1233	18385	0	8640	0	0	0	15984032
23	35870	130332	331285	124605	12739	398453	564946	35103	11319957
24	--	--	--	--	--	--	--	--	6332197
25	--	--	--	--	--	--	--	--	227814
26	--	--	--	--	193364	--	--	199318	462173115
27	--	--	--	--	--	--	--	--	4083168
28	1018614	330641	--	70	2085	--	--	95227	68568371
29	1054484	460973	331285	124675	208188	398453	564946	329648	552704622
30	15662967	27707680	2407755	59463464	4834508	142618589	16158540	18542782	1668729576
31	21916026	65555504	4154744	74622266	9236773	169503814	22348162	26877314	2376324802

(A) Includes Rs. 185916 thousands spent out of advances from the Contingency Fund during 1987-88 and 1993-94 and recouped to the Fund during the year 2007-08.

(B) Includes Rs. 153000 thousands spent out of advances from the Contingency Fund during 1987-88 and 1991-92 and recouped to the Fund during the year 2007-08.

(C) Minus expenditure is due to excess of receipts over the expenditure during the year.

(D) Includes Rs. 77930 thousands spent out of the advances from Contingency Fund during 1990-91, 1991-92, 1993-94 and 1994-95 and recouped to the Fund during the year 2007-08.

**No. 5 - ACCOUNT showing by MAJOR HEADS the RECEIPTS and DISBURSEMENTS on account of PUBLIC DEBT, LOANS and ADVANCES (Consolidated Fund) and CONTINGENCY FUND of the UNION, UNION TERRITORY and STATE GOVERNMENTS for the year ended 31st March, 2008**

(In thousands of rupees)

RECEIPTS	Union Government	U.T. Govt. Puducherry	STATE GOVERNMENTS						
			Andhra Pradesh	Arunachal Pradesh	Assam	Bihar	Chhattisgarh	NCT Delhi	Goa
<b>CONSOLIDATED FUND</b>									
<b>E-PUBLIC DEBT-</b>									
6001-Internal Debt of the Central Government	18512932242	-	-	-	-	-	-	-	-
6002-External Debt	168086384	-	-	-	-	-	-	-	-
6003-Internal Debt of the State Government	-	3370000	102234481	2850067	11990761	11436400	1423075	-	4136300
6004-Loans and Advances from the Central Government	-	880400	9089870	60500	(A) -607811	4682569	1196195	7460200	911538
<b>TOTAL : E-PUBLIC DEBT</b>	<b>18681018626</b>	<b>4250400</b>	<b>111324351</b>	<b>2910567</b>	<b>11382950</b>	<b>16118969</b>	<b>2619270</b>	<b>7460200</b>	<b>5047838</b>
<b>F-LOANS AND ADVANCES - General Services-</b>									
6075-Loans for Miscellaneous General Services	-	-	131	-	-	-	-	6000	-
<b>Total : General Services</b>	<b>0</b>	<b>0</b>	<b>131</b>	<b>0</b>	<b>0</b>	<b>0</b>	<b>0</b>	<b>6000</b>	<b>0</b>
<b>Social Services-</b>									
6202-Loans for Education, Sports, Art and Culture	-	-	2	-	-	-	3	-	6287
6210-Loans for Medical and Public Health	12424	-	-	-	-	-	-	-	-
6211-Loans for Family Welfare	-	-	-	-	-	-	-	-	-
6212-Loans for Nutrition	-	-	-	-	-	-	-	-	-
6215-Loans for Water Supply and Sanitation	338	-	-	-	-	-	601	498	-
6216-Loans for Housing	219	137	66128	-	-	266	-	19519	3527
6217-Loans for Urban Development	273832	424	3401	-	-	-	15000	397828	1258
6220-Loans for Information and Publicity	-	-	7041	-	-	-	-	-	-
6221-Loans for Broadcasting	-	-	-	-	-	-	-	-	-
6225-Loans for Welfare of Scheduled Castes, Scheduled Tribes and other backward classes	107	-	-	-	-	-	-	-	9
6235-Loans for Social Security and Welfare	2	-	-	-	-	-	115	-	47
6245-Loans for Relief on account of Natural Calamities	-	-	-	-	-	-	-	-	-
6250-Loans for other Social Services	-	-	11859	-	-	-	-	-	-
<b>Total : Social Services</b>	<b>286922</b>	<b>561</b>	<b>88431</b>	<b>0</b>	<b>0</b>	<b>266</b>	<b>15719</b>	<b>417845</b>	<b>11128</b>
<b>Economic Services</b>									
6401-Loans for Crop Husbandry	5776	375	20418	-	-	13	467	-	6
6402-Loans for Soil and Water Conservation	1721	-	-	-	-	-	90	-	-
6403-Loans for Animal Husbandry	3	-	20915	-	-	-	-	955	-
6404-Loans for Dairy Development	374706	477	-	-	-	-	2	-	-
<b>Total : Economic Services</b>	<b>382206</b>	<b>852</b>	<b>41333</b>	<b>0</b>	<b>0</b>	<b>13</b>	<b>559</b>	<b>955</b>	<b>6</b>

(A) Minus balance is due to debt waiver scheme granted by the Govt. of India.

## COMBINED FINANCE AND REVENUE ACCOUNTS OF THE UNION AND STATE GOVERNMENTS IN INDIA FOR THE YEAR 2007-08

**No. 5 - ACCOUNT showing by MAJOR HEADS the RECEIPTS and DISBURSEMENTS on account of PUBLIC DEBT, LOANS and ADVANCES (Consolidated Fund) and CONTINGENCY FUND of the UNION, UNION TERRITORY and STATE GOVERNMENTS for the year ended 31st March, 2008 - Contd.**

DISBURSEMENTS	Union Government	U.T.Govt. Puducherry	STATE GOVERNMENTS						
			Andhra Pradesh	Arunachal Pradesh	Assam	Bihar	Chhattisgarh	NCT Delhi	Goa
(In thousands of rupees)									
<b>CONSOLIDATED FUND</b>									
<b>E-PUBLIC DEBT-</b>									
6001-Internal Debt of the Central Government	15966172175	-	-	-	-	-	-	-	-
6002-External Debt	74932504	-	-	-	-	-	-	-	-
6003-Internal Debt of the State Government	-	-	40410672	549734	5690611	12033468	2717050	-	510557
6004-Loans and Advances from the Central Government	-	1089230	(A) 9524254	(B) 221573	60837	4285046	2866831	9750925	172453
<b>TOTAL : E-PUBLIC DEBT</b>	<b>16041104679</b>	<b>1089230</b>	<b>49934926</b>	<b>771307</b>	<b>5751448</b>	<b>16318514</b>	<b>5583881</b>	<b>9750925</b>	<b>683010</b>
<b>F-LOANS AND ADVANCES -</b>									
<b>General Services-</b>									
6075-Loans for Miscellaneous General Services	-	-	-	-	-	-	90000	-	-
<b>Total : General Services</b>	<b>0</b>	<b>0</b>	<b>0</b>	<b>0</b>	<b>0</b>	<b>0</b>	<b>90000</b>	<b>0</b>	<b>0</b>
<b>Social Services-</b>									
6202-Loans for Education, Sports Art and Culture	952100	-	70000	-	-	-	-	-	45000
6210-Loans for Medical and Public Health	-	-	1041363	-	-	-	-	-	-
6211-Loans for Family Welfare	-	-	-	-	-	-	-	-	-
6212-Loans for Nutrition	-	-	-	-	-	-	-	-	-
6215-Loans for Water Supply and Sanitation	-	-	250000	-	-	-	293000	11492500	-
6216-Loans for Housing	53300	195	23488230	-	3540	-	34187	-	430
6217-Loans for Urban Development	13225000	-	58200	-	245960	-	237851	1883000	-
6220-Loans for Information and Publicity	-	-	-	-	-	-	-	-	-
6221-Loans for Broadcasting	2107400	-	-	-	-	-	-	-	-
6225-Loans for Welfare of Scheduled Castes, Scheduled Tribes and other backward classes	617	-	100800	-	4998	-	-	-	-
6235-Loans for Social Security and Welfare	15	-	1000	-	-	-	-	-	78
6245-Loans for Relief on account of Natural Calamities	-	-	-	-	-	-	-	-	-
6250-Loans for other Social Services	-	-	-	-	-	-	-	-	-
<b>Total : Social Services</b>	<b>16338432</b>	<b>195</b>	<b>25009593</b>	<b>0</b>	<b>254498</b>	<b>0</b>	<b>565038</b>	<b>13375500</b>	<b>45508</b>
<b>Economic Services-</b>									
6401-Loans for Crop Husbandry	7170	-	-	-	-	-	2536	-	-
6402-Loans for Soil and Water Conservation	-	-	-	-	-	-	-	-	-
6403-Loans for Animal Husbandry	-	-	-	-	-	-	-	-	-
6404-Loans for Dairy Development	-	800	168434	-	-	-	-	-	-
<b>Total : Economic Services</b>	<b>7170</b>	<b>800</b>	<b>168434</b>	<b>0</b>	<b>0</b>	<b>0</b>	<b>2536</b>	<b>0</b>	<b>0</b>

carried over to page 111

given by Ministry of Finance, Department of Expenditure on repayment of consolidated loan.

(B) Includes a Debt Relief of Rs. 202061 thousands given by Department of Expenditure, Ministry of Finance, Government of India on repayment to debt consolidated and relief facility to states.

**No. 5 - ACCOUNT showing by MAJOR HEADS the RECEIPTS and DISBURSEMENTS on account of PUBLIC DEBT, LOANS and ADVANCES (Consolidated Fund) and CONTINGENCY FUND of the UNION, UNION TERRITORY and STATE GOVERNMENTS for the year ended 31st March, 2008 - Contd.**

RECEIPTS	STATE GOVERNMENTS							
	Gujarat	Haryana	Himachal Pradesh	Jammu and Kashmir	Jharkhand	Karnataka	Kerala	Madhya Pradesh
(In thousands of rupees)								
<b>CONSOLIDATED FUND</b>								
<b>E-PUBLIC DEBT-</b>								
6001-Internal Debt of the Central Government	-	-	-	-	-	-	-	-
6002-External Debt	-	-	-	-	-	-	-	-
6003-Internal Debt of the State Government	84020681	7757469	17984717	38259199	20086599	15506839	122120683	28319332
6004-Loans and Advances from the Central Government	2090347	677530	506523	171543	139944	8060007	4164300	5390144
<b>TOTAL : E-PUBLIC DEBT</b>	<b>86111028</b>	<b>8434999</b>	<b>18491240</b>	<b>38430742</b>	<b>20226543</b>	<b>23566846</b>	<b>126284983</b>	<b>33709476</b>
<b>F-LOANS AND ADVANCES - General Services-</b>								
6075-Loans for Miscellaneous General Services	24703	-	-	-	-	-	-	243800
<b>Total : General Services</b>	<b>24703</b>	<b>0</b>	<b>0</b>	<b>0</b>	<b>0</b>	<b>0</b>	<b>0</b>	<b>243800</b>
<b>Social Services-</b>								
6202-Loans for Education, Sports, Art and Culture	38	293	-	1457	-	899	788	2053
6210-Loans for Medical and Public Health	-	-	-	440	-	-	-	-
6211-Loans for Family Welfare	-	-	-	-	-	76	-	-
6212-Loans for Nutrition	-	-	-	-	-	-	-	-
6215-Loans for Water Supply and Sanitation	880	413	-	-	525	-	-	199
6216-Loans for Housing	110682	48137	4258	873	14	81400	1735	-
6217-Loans for Urban Development	49783	1571	-	-	500	31179	11683	20372
6220-Loans for Information and Publicity	-	-	-	-	-	1060	-	-
6221-Loans for Broadcasting	-	-	-	-	-	-	-	-
6225-Loans for Welfare of Scheduled Castes, Scheduled Tribes and other backward classes	7952	-	40	-	-	-	5439	-
6235-Loans for Social Security and Welfare	372	-	25	-	-	-	632	34
6245-Loans for Relief on account of Natural Calamities	3171	-	348	-	1	-	-	1550
6250-Loans for other Social Services	-	-	-	-	-	2	300	5
<b>Total : Social Services</b>	<b>172878</b>	<b>50414</b>	<b>4671</b>	<b>2770</b>	<b>1040</b>	<b>114616</b>	<b>20577</b>	<b>24213</b>
<b>Economic Services</b>								
6401-Loans for Crop Husbandry	552	4	205	276	27	-	6	5245
6402-Loans for Soil and Water Conservation	24	-	604	1	-	686	7	1314
6403-Loans for Animal Husbandry	2	-	-	76	-	-	-	3
6404-Loans for Dairy Development	-	-	-	-	-	90228	-	-
<b>Total : Economic Services</b>	<b>578</b>	<b>4</b>	<b>809</b>	<b>353</b>	<b>27</b>	<b>90914</b>	<b>13</b>	<b>6562</b>
<b>carried over to page 112</b>								

## COMBINED FINANCE AND REVENUE ACCOUNTS OF THE UNION AND STATE GOVERNMENTS IN INDIA FOR THE YEAR 2007-08

**No. 5 - ACCOUNT showing by MAJOR HEADS the RECEIPTS and DISBURSEMENTS on account of PUBLIC DEBT, LOANS and ADVANCES (Consolidated Fund) and CONTINGENCY FUND of the UNION, UNION TERRITORY and STATE GOVERNMENTS for the year ended 31st March, 2008 - Contd.**

(In thousands of rupees)

DISBURSEMENTS	STATE GOVERNMENTS							
	Gujarat	Haryana	Himachal Pradesh	Jammu and Kashmir	Jharkhand	Karnataka	Kerala	Madhya Pradesh
<b>CONSOLIDATED FUND</b>								
<b>E-PUBLIC DEBT-</b>								
6001-Internal Debt of the Central Government	-	-	-	-	-	-	-	-
6002-External Debt	-	-	-	-	-	-	-	-
6003-Internal Debt of the State Government	13803490	7281744	8811717	16276791	5724291	8802078	81620550	12401356
6004-Loans and Advances from the Central Government	5539328	1127432	554288	1392345	1749435	4485641	2555726	(A) 4368626
<b>TOTAL : E-PUBLIC DEBT</b>	<b>19342818</b>	<b>8409176</b>	<b>9366005</b>	<b>17669136</b>	<b>7473726</b>	<b>13287719</b>	<b>84176276</b>	<b>16769982</b>
<b>F-LOANS AND ADVANCES -</b>								
<b>General Services-</b>								
6075-Loans for Miscellaneous General Services	-	-	-	-	-	-	-	2582278
<b>Total : General Services</b>	<b>0</b>	<b>0</b>	<b>0</b>	<b>0</b>	<b>0</b>	<b>0</b>	<b>0</b>	<b>2582278</b>
<b>Social Services-</b>								
6202-Loans for Education, Sports Art and Culture	-	-	-	-	-	-	-	40000
6210-Loans for Medical and Public Health	-	-	-	4	-	39115	-	-
6211-Loans for Family Welfare	-	-	-	-	-	150	-	-
6212-Loans for Nutrition	-	-	-	-	-	-	-	-
6215-Loans for Water Supply and Sanitation	-	-	-	-	469757	958454	6621800	434095
6216-Loans for Housing	-	-	5	-	12000	3000000	50534	-
6217-Loans for Urban Development	-	-	-	-	233261	1950304	7100	2906215
6220-Loans for Information and Publicity	-	-	-	-	-	-	-	-
6221-Loans for Broadcasting	-	-	-	-	-	-	-	-
6225-Loans for Welfare of Scheduled Castes, Scheduled Tribes and other backward classes	142127	-	3000	-	-	-	771	-
6235-Loans for Social Security and Welfare	-	-	-	-	-	-	800	-
6245-Loans for Relief on account of Natural Calamities	-	-	-	-	-	-	-	-
6250-Loans for other Social Services	-	-	-	-	-	-	-	-
<b>Total : Social Services</b>	<b>142127</b>	<b>0</b>	<b>3005</b>	<b>4</b>	<b>715018</b>	<b>5948023</b>	<b>6681005</b>	<b>3380310</b>
6401-Loans for Crop Husbandry	-	-	6800	4	-	-	19452	2084
6402-Loans for Soil and Water Conservation	-	-	-	-	-	-	-	-
6403-Loans for Animal Husbandry	-	-	-	4	-	-	-	10500
6404-Loans for Dairy Development	-	-	-	-	-	-	-	-
<b>Total : Economic Services</b>	<b>0</b>	<b>0</b>	<b>6800</b>	<b>8</b>	<b>0</b>	<b>0</b>	<b>19452</b>	<b>12584</b>

(A) Includes Rs. 3630600 thousands received by the State Govt. on account of debt consolidation and Relief Facility to State under recommendations of the Twelfth Finance Commission from Govt. of India.

**No. 5 - ACCOUNT showing by MAJOR HEADS the RECEIPTS and DISBURSEMENTS on account of PUBLIC DEBT, LOANS and ADVANCES (Consolidated Fund) and CONTINGENCY FUND of the UNION, UNION TERRITORY and STATE GOVERNMENTS for the year ended 31st March, 2008 - Contd.**

(In thousands of rupees)

RECEIPTS	STATE GOVERNMENTS						
	Maharashtra	Manipur	Meghalaya	Mizoram	Nagaland	Orissa	Punjab
<b>CONSOLIDATED FUND</b>							
<b>E-PUBLIC DEBT-</b>							
6001-Internal Debt of the Central Government	-	-	-	-	-	-	-
6002-External Debt	-	-	-	-	-	-	-
6003-Internal Debt of the State Government	134320834	2914653	2445432	2139950	8790981	4170522	56210084
6004-Loans and Advances from the Central Government	3292073	83322	26357	97159	-109027	898461	4296271
<b>TOTAL : E-PUBLIC DEBT</b>	<b>137612907</b>	<b>2997975</b>	<b>2471789</b>	<b>2237109</b>	<b>8681954</b>	<b>5068983</b>	<b>60506355</b>
<b>F-LOANS AND ADVANCES - General Services-</b>							
6075-Loans for Miscellaneous General Services	-	-	-	-	-	-	-
<b>Total : General Services</b>	<b>0</b>	<b>0</b>	<b>0</b>	<b>0</b>	<b>0</b>	<b>0</b>	<b>0</b>
<b>Social Services-</b>							
6202-Loans for Education, Sports, Art and Culture	210	-	-	-	-	1441	12
6210-Loans for Medical and Public Health	-	-	-	-	-	-	8
6211-Loans for Family Welfare	967	-	-	-	-	-	-
6212-Loans for Nutrition	-	-	-	-	-	-	-
6215-Loans for Water Supply and Sanitation	647206	-	-	-	-	95	-
6216-Loans for Housing	492983	16520	438	239266	830	39704	811
6217-Loans for Urban Development	38907	-	-	34	-	98	5241
6220-Loans for Information and Publicity	-	-	-	-	-	-	-
6221-Loans for Broadcasting	-	-	-	-	-	-	-
6225-Loans for Welfare of Scheduled Castes, Scheduled Tribes and other backward classes	12426	-	-	-	-	-	-
6235-Loans for Social Security and Welfare	1710	-	-	-	-	-	-
6245-Loans for Relief on account of Natural Calamities	3493	-	-	-	-	-	-
6250-Loans for other Social Services	74379	-	-	-	-	-	21
<b>Total : Social Services</b>	<b>1272281</b>	<b>16520</b>	<b>438</b>	<b>239300</b>	<b>830</b>	<b>41338</b>	<b>6093</b>
<b>Economic Services</b>							
6401-Loans for Crop Husbandry	307	-	-	-	-	-	2
6402-Loans for Soil and Water Conservation	2414	-	-	-	-	-	6224
6403-Loans for Animal Husbandry	1739	-	-	-	-	17	-
6404-Loans for Dairy Development	23864	-	-	-	-	-	-
<b>Total : Economic Services</b>	<b>28324</b>	<b>0</b>	<b>0</b>	<b>0</b>	<b>0</b>	<b>17</b>	<b>6226</b>
<b>carried over to page 114</b>							

## COMBINED FINANCE AND REVENUE ACCOUNTS OF THE UNION AND STATE GOVERNMENTS IN INDIA FOR THE YEAR 2007-08

**No. 5 - ACCOUNT showing by MAJOR HEADS the RECEIPTS and DISBURSEMENTS on account of PUBLIC DEBT, LOANS and ADVANCES (Consolidated Fund) and CONTINGENCY FUND of the UNION, UNION TERRITORY and STATE GOVERNMENTS for the year ended 31st March, 2008 - Contd.**

DISBURSEMENTS	STATE GOVERNMENTS						
	Maharashtra	Manipur	Meghalaya	Mizoram	Nagaland	Orissa	Punjab
(In thousands of rupees)							
<b>CONSOLIDATED FUND</b>							
<b>E-PUBLIC DEBT-</b>							
6001-Internal Debt of the Central Government	-	-	-	-	-	-	-
6002-External Debt	-	-	-	-	-	-	-
6003-Internal Debt of the State Government	42864250	1014992	817387	1271852	6247291	14118060	17493992
6004-Loans and Advances from the Central Government	(A) 4126758	(B) 2450395	(C) 173441	167812	43124	(D) 4331616	3582520
<b>TOTAL : E-PUBLIC DEBT</b>	<b>46991008</b>	<b>3465387</b>	<b>990828</b>	<b>1439664</b>	<b>6290415</b>	<b>18449676</b>	<b>21076512</b>
<b>F-LOANS AND ADVANCES -</b>							
<b>General Services-</b>							
6075-Loans for Miscellaneous General Services	-	-	-	-	-	-	-
<b>Total : General Services</b>	<b>0</b>	<b>0</b>	<b>0</b>	<b>0</b>	<b>0</b>	<b>0</b>	<b>0</b>
<b>Social Services-</b>							
6202-Loans for Education, Sports Art and Culture	5000	-	-	-	-	-	-
6210-Loans for Medical and Public Health	-	-	-	-	-	-	-
6211-Loans for Family Welfare	2400	-	-	-	-	-	-
6212-Loans for Nutrition	-	-	-	-	-	-	-
6215-Loans for Water Supply and Sanitation	80790	-	-	-	-	-	-
6216-Loans for Housing	2565169	-	-	39600	-	1937077	-
6217-Loans for Urban Development	173180	-	-	-	-	-	-
6220-Loans for Information and Publicity	-	-	-	-	-	-	-
6221-Loans for Broadcasting	-	-	-	-	-	-	-
6225-Loans for Welfare of Scheduled Castes, Scheduled Tribes and other backward classes	291202	-	-	-	-	-	-
6235-Loans for Social Security and Welfare	100	-	-	-	-	-	-
6245-Loans for Relief on account of Natural Calamities	215	-	-	-	-	-	-
6250-Loans for other Social Services	77409	-	-	-	-	-	-
<b>Total : Social Services</b>	<b>3195465</b>	<b>0</b>	<b>0</b>	<b>39600</b>	<b>0</b>	<b>1937077</b>	<b>0</b>
6401-Loans for Crop Husbandry	45700	-	-	-	-	-	-
6402-Loans for Soil and Water Conservation	-	-	-	-	-	-	35167
6403-Loans for Animal Husbandry	-	-	-	-	-	-	-
6404-Loans for Dairy Development	-	-	-	-	-	-	-
<b>Total : Economic Services</b>	<b>45700</b>	<b>0</b>	<b>0</b>	<b>0</b>	<b>0</b>	<b>0</b>	<b>35167</b>
<b>carried over to page 115</b>							

- (A) Includes a debt relief of Rs. 3399705 thousands given by Deptt. of Expenditure, Ministry of Finance, Govt. of India on repayment of consolidated loan.  
 (B) Includes a debt relief of Rs. 375400 thousands given by Deptt. of Expenditure, Ministry of Finance, Govt. of India on repayment of consolidated loan.  
 (C) Includes a debt relief of Rs. 149000 thousands given by Deptt. of Expenditure, Ministry of Finance, Govt. of India on repayment of consolidated loan.  
 (D) Includes debt relief of Rs. 3819000 thousands pertaining to the year 2007-08 given by Deptt. Of Expenditure, Ministry of Finance, Govt. of India on repayment of consolidated loan.

**No. 5 - ACCOUNT showing by MAJOR HEADS the RECEIPTS and DISBURSEMENTS on account of PUBLIC DEBT, LOANS and ADVANCES (Consolidated Fund) and CONTINGENCY FUND of the UNION, UNION TERRITORY and STATE GOVERNMENTS for the year ended 31st March, 2008 - Contd.**

RECEIPTS	STATE GOVERNMENTS							(In thousands of rupees)
	Rajasthan	Sikkim	Tamil Nadu	Tripura	Uttar Pradesh	Uttarakhand	West Bengal	Total
<b>CONSOLIDATED FUND</b>								
<b>E-PUBLIC DEBT-</b>								
6001-Internal Debt of the Central Government	-	-	-	-	-	-	-	18512932242
6002-External Debt	-	-	-	-	-	-	-	168086384
6003-Internal Debt of the State Government	46357791	2740841	68680596	468015	87097280	18929779	275025437	1181788798
6004-Loans and Advances from the Central Government	4275563	55552	7788643	32921	3689730	163551	6938794	76403169
<b>TOTAL : E-PUBLIC DEBT</b>	<b>50633354</b>	<b>2796393</b>	<b>76469239</b>	<b>500936</b>	<b>90787010</b>	<b>19093330</b>	<b>281964231</b>	<b>19939210593</b>
<b>F-LOANS AND ADVANCES - General Services-</b>								
6075-Loans for Miscellaneous General Services	-	-	-	-	197778	-	-	472412
<b>Total : General Services</b>	<b>0</b>	<b>0</b>	<b>0</b>	<b>0</b>	<b>197778</b>	<b>0</b>	<b>0</b>	<b>472412</b>
<b>Social Services-</b>								
6202-Loans for Education, Sports, Art and Culture	372	-	388	-	6085	-	-	20328
6210-Loans for Medical and Public Health	-	117	-	-	-	-	-	12989
6211-Loans for Family Welfare	-	-	-	-	-	-	-	1043
6212-Loans for Nutrition	-	-	-	-	-	-	-	0
6215-Loans for Water Supply and Sanitation	--	-	16879	-	4990	-	-	672624
6216-Loans for Housing	11974	--	20560	992	254622	-	125902	1541497
6217-Loans for Urban Development	24892	-	163674	-	498562	-	42	1538281
6220-Loans for Information and Publicity	-	-	15595	-	--	-	0	23696
6221-Loans for Broadcasting	-	-	-	-	-	-	-	0
6225-Loans for Welfare of Scheduled Castes, Scheduled Tribes and other backward classes	435	-	3918	-	--	-	-	30326
6235-Loans for Social Security and Welfare	5000	-	54	-	63	-	0	8054
6245-Loans for Relief on account of Natural Calamities	3492	-	-1513	-	122	-	-	10664
6250-Loans for other Social Services	--	-	29	-	-	-	507	87102
<b>Total : Social Services</b>	<b>46165</b>	<b>117</b>	<b>219584</b>	<b>992</b>	<b>764444</b>	<b>0</b>	<b>126451</b>	<b>3946604</b>
<b>Economic Services</b>								
6401-Loans for Crop Husbandry	73568	-	-4281	-	1638	--	20110	124714
6402-Loans for Soil and Water Conservation	6	-	4011	-	-	-	-	17102
6403-Loans for Animal Husbandry	-	-	-	-	-	-	-	23710
6404-Loans for Dairy Development	-	-	250018	-	-	-	-	739295
<b>Total : Economic Services</b>	<b>73574</b>	<b>0</b>	<b>249748</b>	<b>0</b>	<b>1638</b>	<b>0</b>	<b>20110</b>	<b>904821</b>
<b>carried over to page 116</b>								



**No. 5 - ACCOUNT showing by MAJOR HEADS the RECEIPTS and DISBURSEMENTS on account of PUBLIC DEBT, LOANS and ADVANCES (Consolidated Fund) and CONTINGENCY FUND of the UNION, UNION TERRITORY and STATE GOVERNMENTS for the year ended 31st March, 2008 - Contd.**

DISBURSEMENTS	STATE GOVERNMENTS							Total
	Rajasthan	Sikkim	Tamil Nadu	Tripura	Uttar Pradesh	Uttarakhand	West Bengal	
<b>CONSOLIDATED FUND</b>								
<b>E-PUBLIC DEBT-</b>								
6001-Internal Debt of the Central Government	-	-	-	-	-	-	-	15966172175
6002-External Debt	-	-	-	-	-	-	-	74932504
6003-Internal Debt of the State Government	14645568	409037	32352648	888772	41786915	7520014	161262543	559327430
6004-Loans and Advances from the Central Government	3812513	146625	(A) 3103415	280517	11901741	(B) 326359	13173526	97364332
<b>TOTAL : E-PUBLIC DEBT</b>	<b>18458081</b>	<b>555662</b>	<b>35456063</b>	<b>1169289</b>	<b>53688656</b>	<b>7846373</b>	<b>174433609</b>	<b>16697796441</b>
<b>F-LOANS AND ADVANCES -</b>								
<b>General Services-</b>								
6075-Loans for Miscellaneous General Services	-	-	-	-	704170	43679	-	3420127
<b>Total : General Services</b>	<b>0</b>	<b>0</b>	<b>0</b>	<b>0</b>	<b>704170</b>	<b>43679</b>	<b>0</b>	<b>3420127</b>
<b>Social Services-</b>								
6202-Loans for Education, Sports Art and Culture	-	-	25000	-	900	-	-	1138000
6210-Loans for Medical and Public Health	-	-	-	-	-	-	-	1080482
6211-Loans for Family Welfare	-	-	-	-	-	-	-	2550
6212-Loans for Nutrition	-	-	-	-	-	-	-	0
6215-Loans for Water Supply and Sanitation	-	-	513193	-	1974310	45000	-	23132899
6216-Loans for Housing	-	-	1688946	-	-	-	-	32873213
6217-Loans for Urban Development	-	-	506300	-	50000	-	840625	22316996
6220-Loans for Information and Publicity	-	-	522	-	-	-	16000	16522
6221-Loans for Broadcasting	-	-	-	-	-	-	-	2107400
6225-Loans for Welfare of Scheduled Castes, Scheduled Tribes and other backward classes	7578	-	2550	-	41200	-	-	594843
6235-Loans for Social Security and Welfare	100000	-	-	-	8370	-	115	110478
6245-Loans for Relief on account of Natural Calamities	-	-	-	-	-	-	-	215
6250-Loans for other Social Services	32500	-	-	-	-	-	-	109909
<b>Total : Social Services</b>	<b>140078</b>	<b>0</b>	<b>2736511</b>	<b>0</b>	<b>2074780</b>	<b>45000</b>	<b>856740</b>	<b>83483507</b>
<b>Economic Services</b>								
6401-Loans for Crop Husbandry	400602	-	300000	-	5405	723151	15500	1528404
6402-Loans for Soil and Water Conservation	-	-	-	-	-	-	-	35167
6403-Loans for Animal Husbandry	-	-	-	-	-	-	-	10504
6404-Loans for Dairy Development	-	-	320352	-	-	-	-	489586
<b>Total : Economic Services</b>	<b>400602</b>	<b>0</b>	<b>620352</b>	<b>0</b>	<b>5405</b>	<b>723151</b>	<b>15500</b>	<b>2063661</b>

(A) This includes debt waiver of Rs. 2632800 thousands sanctioned to Tamil Nadu Government by the Govt. of India, Ministry of Finance, Deptt of Expenditure as per recommendations of Twelfth Finance Commission.

(B) Includes a debt relief of Rs. 94022 thousands given by Deptt. Of Expenditure, Ministry of Finance, Govt. of India on repayment of consolidated loan (Rs. 2354222 thousands).

**No. 5 - ACCOUNT showing by MAJOR HEADS the RECEIPTS and DISBURSEMENTS on account of PUBLIC DEBT, LOANS and ADVANCES (Consolidated Fund) and CONTINGENCY FUND of the UNION, UNION TERRITORY and STATE GOVERNMENTS for the year ended 31st March, 2008 - Contd.**

RECEIPTS	Union Government	U.T.Govt Puducherry	STATE GOVERNMENTS						
			Andhra Pradesh	Arunachal Pradesh	Assam	Bihar	Chhattisgarh	NCT Delhi	Goa
<b>Total : Economic Services brought forward from page 102</b>	<b>382206</b>	<b>852</b>	<b>41333</b>	<b>0</b>	<b>0</b>	<b>13</b>	<b>559</b>	<b>955</b>	<b>6</b>
<b>F-LOANS AND ADVANCES - Contd.</b>									
6405-Loans for Fisheries	14995	61589	552	-	-	-	5	-	57
6406-Loans for forestry and Wild Life	-	-	-	-	-	-	17443	-	-
6407-Loans for Plantations	-	-	-	-	-	-	-	-	-
6408-Loans for Food Storage and Warehousing	4433	-	43	-	-	-	3914986	-	-
6416-Loans for Agriculture Financial Institutions	117960	-	-	-	-	-	-	-	-
6425-Loans for Co-operation	1088837	44	16800	5557	1455	40212	72644	6	2912
6435-Loans for Agricultural Programmes	-	391	48230	-	-	-	-	-	-
6501-Loans for Special Programmes for Rural Development	-	-	-	-	-	-	-	-	-
6505-Loans for Rural Employment	-	-	-	-	-	-	-	-	-
6506-Loans for Land Reforms	-	-	-	-	-	19	-	-	-
6515-Loans for other Rural Development Programmes	107	609	-	-	-	-	-	94189	-
6551-Loans for Hill Areas	-	-	-	-	-	-	-	-	-
6552-Loans for North-Eastern Areas	543952	-	-	-	-	-	-	-	-
657b-Loans for other Special Areas Programmes	-	-	-	-	-	-	-	-	-
6701-Loans for Major and Medium Irrigation	-	-	-	-	-	-	-	-	-
6702-Loans for Minor Irrigation	-	-	-	-	-	-	-	-	-
6705-Loans for Command Areas Development	-	-	-	-	-	-	-	-	-
6711-Loans for Flood Control Projects	-	-	-	-	-	-	-	-	-
6801-Loans for Power Projects	230035	-	242264	-	58469	1	341360	731303	-
6802-Loans for Petroleum	6111	-	-	-	-	-	-	-	-
6803-Loans for Coal and Lignite	-	-	-	-	-	-	-	-	-
6810-Loans for Non-conventional Sources of Energy	-	-	-	-	-	-	-	-	-
6851-Loans for Village and Small Industries	3972	161	80345	29	286	979	405	1349	105
6852-Loans for Iron and Steel Industries	-	-	-	-	-	-	153	-	-
6853-Loans for Non-ferrous Mining and Metallurgical Industries	-	-	-	-	-	-	-	-	-
<b>Total : Economic Services carried over to page 118</b>	<b>2392608</b>	<b>63646</b>	<b>429567</b>	<b>5586</b>	<b>60210</b>	<b>41224</b>	<b>4347555</b>	<b>827802</b>	<b>3080</b>

(In thousands of rupees)

**No. 5 - ACCOUNT showing by MAJOR HEADS the RECEIPTS and DISBURSEMENTS on account of PUBLIC DEBT,  
LOANS and ADVANCES (Consolidated Fund) and CONTINGENCY FUND of the UNION, UNION TERRITORY and  
STATE GOVERNMENTS for the year ended 31st March, 2008 - Contd.**

(In thousands of rupees)

DISBURSEMENTS	Union Government	U.T Govt. Puducherry	STATE GOVERNMENTS						
			Andhra Pradesh	Arunachal Pradesh	Assam	Bihar	Chhattisgarh	NCT Delhi	Goa
<b>Total : Economic Services brought forward from page 103</b>	<b>7170</b>	<b>800</b>	<b>168434</b>	<b>0</b>	<b>0</b>	<b>0</b>	<b>2536</b>	<b>0</b>	<b>0</b>
<b>F-LOANS AND ADVANCES - Contd.</b>									
6405-Loans for Fisheries	700	200	-	-	-	-	-	-	-
6406-Loans for forestry and Wild Life	100000	-	-	-	-	-	-	-	-
6407-Loans for Plantations	-	-	-	-	-	-	-	-	-
6408-Loans for Food Storage and Warehousing	-	-	-	-	-	-	3885642	-	-
6416-Loans for Agriculture Financial Institutions	-	-	-	-	-	-	-	-	-
6425-Loans for Co-operation	595473	-	393213	1850	-1	107225	273452	-	1984
6435-Loans for Agricultural Programmes	-	-	-	-	-	-	-	-	-
6501-Loans for Special Programmes for Rural Development	-	-	-	-	-	-	-	-	-
6505-Loans for Rural Employment	-	-	-	-	-	-	-	-	-
6506-Loans for Land Reforms	-	-	-	-	-	-	-	-	-
6515-Loans for other Rural Development Programmes	100	-	-	-	-	716	-	-	-
6551-Loans for Hill Areas	-	-	-	-	-	-	-	-	-
6552-Loans for North-Eastern Areas	-	-	-	-	-	-	-	-	-
6575-Loans for other Special Areas Programmes	-	-	-	-	-	-	-	-	-
6701-Loans for Major and Medium Irrigation	-	-	-	-	-	-	-	-	-
6702-Loans for Minor Irrigation	-	-	-	-	-	-	-	-	-
6705-Loans for Command Areas Development	-	-	-	-	-	-	-	-	-
6711-Loans for Flood Control Projects	-	-	-	-	-	-	-	-	-
6801-Loans for Power Projects	7104100	-	156637	-	1023600	2372306	5000	1307100	-
6802-Loans for Petroleum	-	-	-	-	-	-	-	-	-
6803-Loans for Coal and Lignite	-	-	-	-	-	-	-	-	-
6810-Loans for Non-conventional Sources of Energy	61500	-	-	-	-	-	-	-	-
6851-Loans for Village and Small Industries	64400	-	-	-	17462	748	1098	7570	-
6852-Loans for Iron and Steel Industries	-	-	-	-	-	-	90000	-	-
6853-Loans for Non-ferrous Mining and Metallurgical Industries	-	-	-	-	-	-	-	-	-
<b>Total : Economic Services carried over to page 119</b>	<b>7933443</b>	<b>1000</b>	<b>718284</b>	<b>1850</b>	<b>1041061</b>	<b>2480995</b>	<b>4257728</b>	<b>1314670</b>	<b>1984</b>

**No. 5 - ACCOUNT showing by MAJOR HEADS the RECEIPTS and DISBURSEMENTS on account of PUBLIC DEBT, LOANS and ADVANCES (Consolidated Fund) and CONTINGENCY FUND of the UNION, UNION TERRITORY and STATE GOVERNMENTS for the year ended 31st March, 2008 - Contd.**

(In thousands of rupees)

RECEIPTS	STATE GOVERNMENTS							
	Gujarat	Haryana	Himachal Pradesh	Jammu and Kashmir	Jharkhand	Karnataka	Kerala	Madhya Pradesh
<b>Total : Economic Services brought forward from page 104</b>	<b>578</b>	<b>4</b>	<b>809</b>	<b>353</b>	<b>27</b>	<b>90914</b>	<b>13</b>	<b>6562</b>
<b>F-LOANS AND ADVANCES - Contd.</b>								
6405-Loans for Fisheries	3670	-	-	-	-	4491	3319	155
6406-Loans for forestry and Wild Life	-	-	-	-	-	-	-	-
6407-Loans for Plantations	-	-	-	-	-	-	-	-
6408-Loans for Food Storage and Warehousing	3755	-	704	-	-	-	6092	3279
6416-Loans for Agriculture Financial Institutions	-	-	-	-	-	3	-	-
6425-Loans for Co-operation	63138	34139	48099	-	-	16399	56375	164517
6435-Loans for Agricultural Programmes	-	-	-	-	-	-	-	-
6501-Loans for Special Programmes for Rural Development	-	-	-	-	-	-	-	-
6505-Loans for Rural Employment	-	-	-	-	-	-	-	-
6506-Loans for Land Reforms	-2	-	26	-	-	-	-	-
6515-Loans for other Rural Development Programmes	1	2077	146	-	-	-	-	1
6551-Loans for Hill Areas	-	-	-	-	-	-	-	-
6552-Loans for North-Eastern Areas	-	-	-	-	-	-	-	-
6575-Loans for other Special Areas Programmes	-	-	-	-	-	-	-	-
6701-Loans for Major and Medium Irrigation	-	-	-	-	-	-	-	-
6702-Loans for Minor Irrigation	-	-	-	-	-	-	-	-
6705-Loans for Command Areas Development	5	-	-	-	-	-	-	22
6711-Loans for Flood Control Projects	-	-	-	-	-	-	-	-
6801-Loans for Power Projects	315831	165614	17349	-	270000	66630	-	7496
6802-Loans for Petroleum	-	-	-	-	-	-	-	-
6803-Loans for Coal and Lignite	-	-	-	-	-	-	-	-
6810-Loans for Non-conventional Sources of Energy	-	-	-	-	-	-	-	-
6851-Loans for Village and Small Industries	4860	776725	27799	65	1267	22415	74131	781
6852-Loans for Iron and Steel Industries	-	-	-	-	-	2449	-	-
6853-Loans for Non-ferrous Mining and Metallurgical Industries	-	-	-	-	-	15185	-	-
<b>Total : Economic Services carried over to page 120</b>	<b>391836</b>	<b>978559</b>	<b>94932</b>	<b>418</b>	<b>271294</b>	<b>218486</b>	<b>139930</b>	<b>182813</b>

**No. 5 - ACCOUNT showing by MAJOR HEADS the RECEIPTS and DISBURSEMENTS on account of PUBLIC DEBT, LOANS and ADVANCES (Consolidated Fund) and CONTINGENCY FUND of the UNION, UNION TERRITORY and STATE GOVERNMENTS for the year ended 31st March, 2008 - Contd.**

(In thousands of rupees)

DISBURSEMENTS	STATE GOVERNMENTS							
	Gujarat	Haryana	Himachal Pradesh	Jammu and Kashmir	Jharkhand	Karnataka	Kerala	Madhya Pradesh
<b>Total : Economic Services brought forward from page 105</b>	<b>0</b>	<b>0</b>	<b>6800</b>	<b>8</b>	<b>0</b>	<b>0</b>	<b>19452</b>	<b>12584</b>
<b>F-LOANS AND ADVANCES - Contd.</b>								
6405-Loans for Fisheries	-	-	-	-	-	400	93475	310
6406-Loans for forestry and Wild Life	-	-	-	-	-	30639	-	-
6407-Loans for Plantations	-	-	-	-	-	-	-	-
6408-Loans for Food Storage and Warehousing	5000	-	-	-	-	81293	211738	-
6416-Loans for Agriculture Financial Institutions	-	-	-	-	-	83255	-	-
6425-Loans for Co-operation	1500	57122	5787	-	-	20866	179577	375994
6435-Loans for Agricultural Programmes	-	-	-	-	-	-	-	-
6501-Loans for Special Programmes for Rural Development	-	-	-	-	-	-	-	-
6505-Loans for Rural Employment	-	-	-	-	-	-	-	-
6506-Loans for Land Reforms	-	-	-	-	-	-	-	-
6515-Loans for other Rural Development Programmes	-	21886	2000	-	2984	-	-	-
6551-Loans for Hill Areas	-	-	-	-	-	-	-	-
6552-Loans for North-Eastern Areas	-	-	-	-	-	-	-	-
6575-Loans for other Special Areas Programmes	-	-	-	-	-	-	-	-
6701-Loans for Major and Medium Irrigation	-	-	-	-	-	-	-	-
6702-Loans for Minor Irrigation	-	-	-	-	-	-	-	-
6705-Loans for Command Areas Development	-	-	-	-	-	-	-	-
6711-Loans for Flood Control Projects	-	-	-	-	-	-	-	-
6801-Loans for Power Projects	115770	25083	13330	-	5143049	55500	100000	5196753
6802-Loans for Petroleum	-	-	-	-	-	-	-	-
6803-Loans for Coal and Lignite	-	-	-	-	-	-	-	-
6810-Loans for Non-conventional Sources of Energy	-	-	-	-	-	-	-	-
6851-Loans for Village and Small Industries	2691	95106	5000	-	-	29	183250	-
6852-Loans for Iron and Steel Industries	-	-	-	-	-	8772	-	-
6853-Loans for Non-ferrous Mining and Metallurgical Industries	-	-	-	-	-	-	-	-
<b>Total : Economic Services carried over to page 121</b>	<b>124961</b>	<b>199197</b>	<b>32917</b>	<b>8</b>	<b>5146033</b>	<b>280754</b>	<b>787492</b>	<b>5585641</b>

**No. 5 - ACCOUNT showing by MAJOR HEADS the RECEIPTS and DISBURSEMENTS on account of PUBLIC DEBT, LOANS and ADVANCES (Consolidated Fund) and CONTINGENCY FUND of the UNION, UNION TERRITORY and STATE GOVERNMENTS for the year ended 31st March, 2008 - Contd.**

(In thousands of rupees)

RECEIPTS	STATE GOVERNMENTS						
	Maharashtra	Manipur	Meghalaya	Mizoram	Nagaland	Orissa	Punjab
<b>Total : Economic Services brought forward from page 106</b>	<b>28324</b>	<b>0</b>	<b>0</b>	<b>0</b>	<b>0</b>	<b>17</b>	<b>6226</b>
<b>F-LOANS AND ADVANCES - Contd.</b>							
6405-Loans for Fisheries	98007	--	-	-	-	--	-
6406-Loans for forestry and Wild Life	220000	-	-	-	-	-	--
6407-Loans for Plantations	-	-	-	-	-	-	-
6408-Loans for Food Storage and Warehousing	(A) -80	-	-	-	-	--	--
6416-Loans for Agriculture Financial Institutions	-	-	-	-	-	-	-
6425-Loans for Co-operation	193182	402	866	4036	724	10688	2435
6435-Loans for Agricultural Programmes	-	-	-	-	-	3072	-
6501-Loans for Special Programmes for Rural Development	-	-	-	-	-	-	-
6505-Loans for Rural Employment	-	-	-	-	-	-	-
6506-Loans for Land Reforms	-	-	-	-	-	-	-
6515-Loans for other Rural Development Programmes	14887	-	-	-	-	35	252
6551-Loans for Hill Areas	-	-	-	-	-	-	-
6552-Loans for North-Eastern Areas	-	-	-	-	-	-	-
6575-Loans for other Special Areas Programmes	-	-	-	-	-	-	-
6701-Loans for Major and Medium Irrigation	-	-	-	-	-	-	-
6702-Loans for Minor Irrigation	106	-	-	-	-	167	-
6705-Loans for Command Areas Development	-	-	-	-	-	-	--
6711-Loans for Flood Control Projects	-	-	-	-	-	-	-
6801-Loans for Power Projects	3259263	-	-	-	-	1102874	13653338
6802-Loans for Petroleum	-	-	-	-	-	-	-
6803-Loans for Coal and Lignite	-	-	-	-	-	-	-
6810-Loans for Non-conventional Sources of Energy	-	-	-	-	-	-	-
6851-Loans for Village and Small Industries	5220	30	-	19	-	7496	7136
6852-Loans for Iron and Steel Industries	-	-	-	-	-	-	-
6853-Loans for Non-ferrous Mining and Metallurgical Industries	-	-	-	-	-	-	-
<b>Total : Economic Services carried over to page 122</b>	<b>3818909</b>	<b>432</b>	<b>866</b>	<b>4055</b>	<b>724</b>	<b>1124349</b>	<b>13669387</b>

(A) Minus credit is due to correction of misclassification during previous years.

## COMBINED FINANCE AND REVENUE ACCOUNTS OF THE UNION AND STATE GOVERNMENTS IN INDIA FOR THE YEAR 2007-08

No. 5 - ACCOUNT showing by MAJOR HEADS the RECEIPTS and DISBURSEMENTS on account of PUBLIC DEBT, LOANS and ADVANCES (Consolidated Fund) and CONTINGENCY FUND of the UNION, UNION TERRITORY and STATE GOVERNMENTS for the year ended 31st March, 2008 - Contd.

DISBURSEMENTS	(In thousands of rupees)						
	STATE GOVERNMENTS						
	Maharashtra	Manipur	Meghalaya	Mizoram	Nagaland	Orissa	Punjab
<b>Total : Economic Services brought forward from page 107</b>	<b>45700</b>	<b>0</b>	<b>0</b>	<b>0</b>	<b>0</b>	<b>0</b>	<b>35167</b>
<b>F-LOANS AND ADVANCES - Contd.</b>							
6405-Loans for Fisheries	149629	-	-	-	-	1226	-
6406-Loans for forestry and Wild Life	-	-	-	-	-	-	-
6407-Loans for Plantations	-	-	-	-	-	-	-
6408-Loans for Food Storage and Warehousing	-	-	-	-	-	-	-
6416-Loans for Agriculture Financial Institutions	-	-	-	-	-	-	-
6425-Loans for Co-operation	1587388	-	6062	845	26123	125096	67000
6435-Loans for Agricultural Programmes	-	-	-	-	-	-	-
6501-Loans for Special Programmes for Rural Development	-	-	-	-	-	-	-
6505-Loans for Rural Employment	-	-	-	-	-	-	-
6506-Loans for Land Reforms	-	-	-	-	-	-	-
6515-Loans for other Rural Development Programmes	-	-	-	-	-	-	-
6551-Loans for Hill Areas	-	-	-	-	-	-	-
6552-Loans for North-Eastern Areas	-	-	-	1000	-	-	-
6575-Loans for other Special Areas Programmes	-	-	-	-	-	-	-
6701-Loans for Major and Medium Irrigation	-	-	-	-	-	-	-
6702-Loans for Minor Irrigation	-	-	-	-	-	-	-
6705-Loans for Command Areas Development	-	-	-	-	-	-	-
6711-Loans for Flood Control Projects	-	-	-	-	-	-	-
6801-Loans for Power Projects	1097058	-	139394	-	-	-	-
6802-Loans for Petroleum	-	-	-	-	-	-	-
6803-Loans for Coal and Lignite	-	-	-	-	-	-	-
6810-Loans for Non-conventional Sources of Energy	-	-	-	-	-	-	-
6851-Loans for Village and Small Industries	579226	41200	-	-	-	100	41
6852-Loans for Iron and Steel Industries	-	-	-	-	-	-	-
6853-Loans for Non-ferrous Mining and Metallurgical Industries	-	-	-	-	-	-	-
<b>Total : Economic Services carried over to page 123</b>	<b>3459001</b>	<b>41200</b>	<b>145456</b>	<b>1845</b>	<b>26123</b>	<b>126422</b>	<b>102208</b>

**No. 5 - ACCOUNT showing by MAJOR HEADS the RECEIPTS and DISBURSEMENTS on account of PUBLIC DEBT, LOANS and ADVANCES (Consolidated Fund) and CONTINGENCY FUND of the UNION, UNION TERRITORY and STATE GOVERNMENTS for the year ended 31st March, 2008 - Contd.**

RECEIPTS	STATE GOVERNMENTS							Total
	Rajasthan	Sikkim	Tamil Nadu	Tripura	Uttar Pradesh	Uttarakhand	West Bengal	
<b>Total : Economic Services brought forward from page 108</b>	<b>73574</b>	<b>0</b>	<b>249748</b>	<b>0</b>	<b>1638</b>	<b>0</b>	<b>20110</b>	<b>904821</b>
<b>F-LOANS AND ADVANCES - Contd.</b>								
6405-Loans for Fisheries	-	-	3	-	-	-	160	187003
6406-Loans for forestry and Wild Life	-	-	-	-	-	-	-	237443
6407-Loans for Plantations	-	-	14197	-	-	-	-	14197
6408-Loans for Food Storage and Warehousing	427	-	6831549	1	524	-	-	10765713
6416-Loans for Agriculture Financial Institutions	-	-	-	-	-	-	-	117963
6425-Loans for Co-operation	276328	-	168373	476	253830	10955	14315	2547744
6435-Loans for Agricultural Programmes	-	-	1354	-	-	-	-	53047
6501-Loans for Special Programmes for Rural Development	-	-	738 (A)	-	-	-	-	738
6505-Loans for Rural Employment	-	-	-731	-	-	-	-	-731
6506-Loans for Land Reforms	-	-	-1	-	-	-	-	42
6515-Loans for other Rural Development Programmes	12	-	36418	-	-	-	992	149726
6551-Loans for Hill Areas	-	-	235	-	-	64	-	299
6552-Loans for North-Eastern Areas	-	-	-	-	-	-	-	543952
6575-Loans for other Special Areas Programmes	-	-	-	-	-	-	-	0
6701-Loans for Major and Medium Irrigation	-	-	-	-	-	-	-	0
6702-Loans for Minor Irrigation	52	-	255	-	-	-	-	580
6705-Loans for Command Areas Development	250	-	15	-	-	-	-	292
6711-Loans for Flood Control Projects	-	-	-	-	-	-	-	0
6801-Loans for Power Projects	17303108	-	176352	-	-	602623	4399104	42943014
6802-Loans for Petroleum	-	-	-	-	-	-	-	6111
6803-Loans for Coal and Lignite	-	-	-	-	-	-	-	0
6810-Loans for Non-conventional Sources of Energy	-	-	-	-	-	-	-	0
6851-Loans for Village and Small Industries	48253	-	23518	47	57424	485	3650	1148952
6852-Loans for Iron and Steel Industries	-	-	579	-	-	-	-	3181
6853-Loans for Non-ferrous Mining and Metallurgical Industries	-	-	20008	-	-	-	-	35193
<b>Total : Economic Services carried over to page 124</b>	<b>17702004</b>	<b>0</b>	<b>7522610</b>	<b>524</b>	<b>313416</b>	<b>614127</b>	<b>4438331</b>	<b>59659280</b>

(A) Minus figure is under investigation.



**No. 5 - ACCOUNT showing by MAJOR HEADS the RECEIPTS and DISBURSEMENTS on account of PUBLIC DEBT, LOANS and ADVANCES (Consolidated Fund) and CONTINGENCY FUND of the UNION, UNION TERRITORY and STATE GOVERNMENTS for the year ended 31st March, 2008 - Contd.**

DISBURSEMENTS	STATE GOVERNMENTS							Total
	Rajasthan	Sikkim	Tamil Nadu	Tripura	Uttar Pradesh	Uttarakhand	West Bengal	
<b>Total : Economic Services brought forward from page 109</b>	<b>400602</b>	<b>0</b>	<b>620352</b>	<b>0</b>	<b>5405</b>	<b>723151</b>	<b>15500</b>	<b>2063661</b>
<b>F-LOANS AND ADVANCES - Contd.</b>								
6405-Loans for Fisheries	-	-	-	-	-	-	100000	345940
6406-Loans for forestry and Wild Life	-	-	-	-	-	-	-	130639
6407-Loans for Plantations	-	-	81600	-	-	-	23500	105100
6408-Loans for Food Storage and Warehousing	18318	-	9000000	-	23115	-	200000	13425106
6416-Loans for Agriculture Financial Institutions	-	-	-	-	-	-	-	83255
6425-Loans for Co-operation	260785	-	20276	215	315889	19745	76143	4519609
6435-Loans for Agricultural Programmes	-	-	-	-	-	-	-	0
6501-Loans for Special Programmes for Rural Development	-	-	-	-	-	-	-	0
6505-Loans for Rural Employment	-	-	-	-	-	-	-	0
6506-Loans for Land Reforms	-	-	-	-	-	-	-	0
6515-Loans for other Rural Development Programmes	-	-	-	-	-	-	-	27686
6551-Loans for Hill Areas	-	-	-	-	-	-	34046	34046
6552-Loans for North-Eastern Areas	-	-	-	-	-	-	-	1000
6575-Loans for other Special Areas Programmes	-	-	-	-	-	-	-	0
6701-Loans for Major and Medium Irrigation	-	-	-	-	-	-	-	0
6702-Loans for Minor Irrigation	-	-	-	-	-	-	-	0
6705-Loans for Command Areas Development	-	-	-	-	-	-	-	0
6711-Loans for Flood Control Projects	-	-	-	-	-	-	-	0
6801-Loans for Power Projects	1709502	-	49164	-	-	1174862	7881407	34669615
6802-Loans for Petroleum	-	-	-	-	-	-	-	0
6803-Loans for Coal and Lignite	-	-	-	-	-	-	-	0
6810-Loans for Non-conventional Sources of Energy	-	-	-	-	-	-	-	61500
6851-Loans for Village and Small Industries	7500	-	122806	-	79667	-	83365	1291259
6852-Loans for Iron and Steel Industries	-	-	-	-	-	-	-	98772
6853-Loans for Non-ferrous Mining and Metallurgical Industries	-	-	50000	-	-	-	-	50000
<b>Total : Economic Services carried over to page 125</b>	<b>2396707</b>	<b>0</b>	<b>9944198</b>	<b>215</b>	<b>424076</b>	<b>1917758</b>	<b>8413961</b>	<b>56907188</b>

**No. 5 - ACCOUNT showing by MAJOR HEADS the RECEIPTS and DISBURSEMENTS on account of PUBLIC DEBT, LOANS and ADVANCES (Consolidated Fund) and CONTINGENCY FUND of the UNION, UNION TERRITORY and STATE GOVERNMENTS for the year ended 31st March, 2008 - Contd.**

(In thousands of rupees)

RECEIPTS	Union Government	U.T.Govt. Puducherry	STATE GOVERNMENTS						
			Andhra Pradesh	Arunachal Pradesh	Assam	Bihar	Chhattisgarh	NCT Delhi	Goa
<b>Total : Economic Services brought forward from page 110</b>	<b>2392608</b>	<b>63646</b>	<b>429567</b>	<b>5586</b>	<b>60210</b>	<b>41224</b>	<b>4347555</b>	<b>827802</b>	<b>3080</b>
<b>F-LOANS AND ADVANCES - Contd.</b>									
6854-Loans for Cement and Non-Metallic Mineral Industries	14517	-	-	-	-	-	-	-	-
6855-Loans for Fertilizer Industries	4800	-	-	-	-	-	-	-	-
6856-Loans for Petro-Chemical Industries	-	-	-	-	-	-	-	-	-
6857-Loans for Chemical and Pharmaceutical Industries	14300	-	-	-	-	-	-	-	-
6858-Loans for Engineering Industries	258505	-	-	-	-	-	-	-	-
6859-Loans for Telecommunication and Electronic Industries	17240	-	-	-	-	-	-	-	-
6860-Loans for Consumer Industries	363570	-	438249	-	-	171068	-	-	-
6861-Loans for Atomic Energy Industries	-	-	-	-	-	-	-	-	-
6875-Loans for other Industries	-	-	110543	-	-	-	-	-	-
6885-Other Loans to Industries and Minerals	905774	-	-	-	-	1495	-	-	143
7002-Loans to Railways	-	-	-	-	-	-	-	-	-
7051-Loans to Port and Light Houses	658783	-	-	-	-	-	-	-	-
7052-Loans for Shipping	-	-	-	-	-	-	-	-	-
7053-Loans for Civil Aviation	150000	-	-	-	-	-	-	-	-
7055-Loans for Road Transport	-	-	-	-	-	-	-	-	-
7056-Loans for Inland Water Transport	-	-	-	-	-	-	-	-	-
7075-Loans for other Transport Services	8617390	-	-	-	-	-	-	-	-
7225-Loans for Telecommunication Services	-	-	-	-	-	-	-	-	-
7275-Loan for other Communication Services	-	-	-	-	-	-	-	-	-
7425-Loans for other Scientific Research	2500	-	2341	-	-	-	-	-	-
<b>Total : Economic Services carried over to page 126</b>	<b>13399987</b>	<b>63646</b>	<b>980700</b>	<b>5586</b>	<b>60210</b>	<b>213787</b>	<b>4347555</b>	<b>827802</b>	<b>3223</b>

**No. 5 - ACCOUNT showing by MAJOR HEADS the RECEIPTS and DISBURSEMENTS on account of PUBLIC DEBT, LOANS and ADVANCES (Consolidated Fund) and CONTINGENCY FUND of the UNION, UNION TERRITORY and STATE GOVERNMENTS for the year ended 31st March, 2008 - Contd.**

DISBURSEMENTS	Union Government	U.T. Govt. Puducherry	STATE GOVERNMENTS						
			Andhra Pradesh	Arunachal Pradesh	Assam	Bihar	Chhattisgarh	NCT Delhi	Goa
<b>Total : Economic Services brought forward from page 111</b>	<b>7933443</b>	<b>1000</b>	<b>718284</b>	<b>1850</b>	<b>1041061</b>	<b>2480995</b>	<b>4257728</b>	<b>1314670</b>	<b>1984</b>
<b>F-LOANS AND ADVANCES - Contd.</b>									
6854-Loans for Cement and Non-Metallic Mineral Industries	53300	-	-	-	-	-	-	-	-
6855-Loans for Fertilizer Industries	566300	-	-	-	-	-	-	-	-
6856-Loans for Petro-Chemical Industries	208402	-	-	-	-	-	-	-	-
6857-Loans for Chemical and Pharmaceutical Industries	596000	-	-	-	-	-	-	-	-
6858-Loans for Engineering Industries	3448947	-	500	-	-	-	-	-	-
6859-Loans for Telecommunication and Electronic Industries	3520000	-	-	-	-	-	-	-	-
6860-Loans for Consumer Industries	3483770	-	199576	-	104596	171402	-	-	-
6861-Loans for Atomic Energy Industries	-	-	-	-	-	-	-	-	-
6875-Loans for other Industries	-	-	67048	-	-	-	-	-	-
6885-Other Loans to Industries and Minerals	600000	-	-	-	-	-	1252	-	-
7002-Loans to Railways	-	-	-	-	-	-	-	-	-
7051-Loans to Port and Light Houses	-	-	-	-	-	-	-	-	-
7052-Loans for Shipping	-	-	-	-	-	-	-	-	-
7053-Loans for Civil Aviation	175000	-	170026	-	-	-	-	-	-
7055-Loans for Road Transport	-	-	222672	-	-	-	-	13170700	-
7056-Loans for Inland Water Transport	-	-	-	-	-	-	-	-	-
7075-Loans for other Transport Services	4440000	-	1862652	-	-	-	-	-	-
7225-Loans for Telecommunication Services	-	-	-	-	-	-	-	-	-
7275-Loan for other Communication Services	-	-	-	-	-	-	-	-	-
7425-Loans for other Scientific Research	594500	-	-	-	-	-	-	-	-
<b>Total : Economic Services carried over to page 127</b>	<b>25619662</b>	<b>1000</b>	<b>3240758</b>	<b>1850</b>	<b>1145657</b>	<b>2653649</b>	<b>4257728</b>	<b>14485370</b>	<b>1984</b>

**No. 5 - ACCOUNT showing by MAJOR HEADS the RECEIPTS and DISBURSEMENTS on account of PUBLIC DEBT, LOANS and ADVANCES (Consolidated Fund) and CONTINGENCY FUND of the UNION, UNION TERRITORY and STATE GOVERNMENTS for the year ended 31st March, 2008 - Contd.**

(In thousands of rupees)

RECEIPTS	STATE GOVERNMENTS							
	Gujarat	Haryana	Himachal Pradesh	Jammu and Kashmir	Jharkhand	Karnataka	Kerala	Madhya Pradesh
<b>Total : Economic Services brought forward from page 112</b>	<b>391836</b>	<b>978559</b>	<b>94932</b>	<b>418</b>	<b>271294</b>	<b>218486</b>	<b>139930</b>	<b>182813</b>
<b>F-LOANS AND ADVANCES - Contd.</b>								
6854-Loans for Cement and Non-Metallic Mineral Industries	-	-	-	-	-	-	-	-
6855-Loans for Fertilizer Industries	-	-	-	-	-	58360	-	-
6856-Loans for Petro-Chemical Industries	-	-	-	-	-	-	-	-
6857-Loans for Chemical and Phramaceutical Industries	-	-	-	-	-	-	-	-
6858-Loans for Engineering Industries	4000	-	-	-	-	-	42686	-
6859-Loans for Telecommunication and Electronic Industries	-	-	-	-	-	11713	-	-
6860-Loans for Consumer Industries	-	-	-	-	-	-	-	-
6861-Loans for Atomic Energy Industries	-	-	-	-	-	-	-	-
6875-Loans for other Industries	-	-	-	-	-	1086	-	-
6885-Other Loans to Industries and Minerals	636500	-	-	-	4165	-	11634	617334
7002-Loans to Railways	-	-	-	-	-	-	-	-
7051-Loans to Port and Light Houses	1645	-	-	-	-	-	-	-
7052-Loans for Shipping	-	-	-	-	-	-	-	-
7053-Loans for Civil Aviation	-	-	-	-	-	-	-	-
7055-Loans for Road Transport	-	-	-	-	-	24129	-	-
7056-Loans for Inland Water Transport	-	-	-	-	-	-	-	-
7075-Loans for other Transport Services	-	-	-	-	-	-	-	-
7225-Loans for Telecommunication Services	-	-	-	-	-	-	-	-
7275-Loan for other Communication Services	-	-	-	-	-	-	-	-
7425-Loans for other Scientific Research	-	-	-	-	-	-	-	-
<b>Total : Economic Services carried over to page 128</b>	<b>1033981</b>	<b>978559</b>	<b>94932</b>	<b>418</b>	<b>275459</b>	<b>313774</b>	<b>194250</b>	<b>800147</b>

**No. 5 - ACCOUNT showing by MAJOR HEADS the RECEIPTS and DISBURSEMENTS on account of PUBLIC DEBT, LOANS and ADVANCES (Consolidated Fund) and CONTINGENCY FUND of the UNION, UNION TERRITORY and STATE GOVERNMENTS for the year ended 31st March, 2008 - Contd.**

(In thousands of rupees)

DISBURSEMENTS	STATE GOVERNMENTS							
	Gujarat	Haryana	Himachal Pradesh	Jammu and Kashmir	Jharkhand	Karnataka	Kerala	Madhya Pradesh
<b>Total : Economic Services brought forward from page 113</b>	<b>124961</b>	<b>199197</b>	<b>32917</b>	<b>8</b>	<b>5146033</b>	<b>280754</b>	<b>787492</b>	<b>5585641</b>
<b>F-LOANS AND ADVANCES - Contd.</b>								
6854-Loans for Cement and Non-Metallic Mineral Industries	-	-	-	-	-	-	-	-
6855-Loans for Fertilizer Industries	-	-	-	-	-	-	-	-
6856-Loans for Petro-Chemical Industries	-	-	-	-	-	-	-	-
6857-Loans for Chemical and Phramaceutical Industries	-	-	-	-	-	-	37226	-
6858-Loans for Engineering Industries	-	-	-	-	-	800000	234743	-
6859-Loans for Telecommunication and Electronic Industries	-	-	-	-	-	-	353900	-
6860-Loans for Consumer Industries	-	1100000	-	-	-	(A) 512457	290015	-
6861-Loans for Atomic Energy Industries	-	-	-	-	-	-	-	-
6875-Loans for other Industries	-	-	-	-	-	-	-	-
6885-Other Loans to Industries and Minerals	1200590	-	-	181647	-	-	50045	-
7002-Loans to Railways	-	-	-	-	-	-	-	-
7051-Loans to Port and Light Houses	-	-	-	-	-	-	-	-
7052-Loans for Shipping	-	-	-	-	-	-	-	-
7053-Loans for Civil Aviation	-	-	-	-	-	-	-	-
7055-Loans for Road Transport	2350000	-	-	169300	-	-	432058	-
7056-Loans for Inland Water Transport	-	-	-	-	-	-	-	-
7075-Loans for other Transport Services	-	-	-	-	-	11058	-	-
7225-Loans for Telecommunication Services	-	-	-	-	-	-	-	-
7275-Loan for other Communication Services	-	-	-	-	-	-	-	-
7425-Loans for other Scientific Research	-	-	-	-	-	-	-	-
<b>Total : Economic Services carried over to page 129</b>	<b>3675551</b>	<b>1299197</b>	<b>32917</b>	<b>350955</b>	<b>5146033</b>	<b>1604269</b>	<b>2185479</b>	<b>5585641</b>

(A) Includes Rs. 132777 thousands recouped to the Contingency Fund during the year 2007-08 which was debited to the Contingency Fund during 2006-07 through book adjustment for contra credit to the Major Head-0040 Taxes on Sales, Trade etc.

**No. 5 - ACCOUNT showing by MAJOR HEADS the RECEIPTS and DISBURSEMENTS on account of PUBLIC DEBT, LOANS and ADVANCES (Consolidated Fund) and CONTINGENCY FUND of the UNION, UNION TERRITORY and STATE GOVERNMENTS for the year ended 31st March, 2008 - Contd.**

(In thousands of rupees)

RECEIPTS	STATE GOVERNMENTS						
	Maharashtra	Manipur	Meghalaya	Mizoram	Nagaland	Orissa	Punjab
<b>Total : Economic Services brought forward from page 114</b>	<b>3818909</b>	<b>432</b>	<b>866</b>	<b>4055</b>	<b>724</b>	<b>1124349</b>	<b>13669387</b>
<b>F-LOANS AND ADVANCES - Contd.</b>							
6854-Loans for Cement and Non-Metallic Mineral Industries	-	-	-	-	-	-	-
6855-Loans for Fertilizer Industries	-	-	-	-	-	-	-
6856-Loans for Petro-Chemical Industries	-	-	-	-	-	-	-
6857-Loans for Chemical and Phramaceutical Industries	-	-	-	-	-	-	-
6858-Loans for Engineering Industries	-	-	-	-	-	-	-
6859-Loans for Telecommunication and Electronic Industries	-	-	-	-	-	-	-
6860-Loans for Consumer Industries	250000	-	-	-	-	200	-
6861-Loans for Atomic Energy Industries	-	-	-	-	-	-	-
6875-Loans for other Industries	-	-	-	-	-	-	-
6885-Other Loans to Industries and Minerals	45510	-	-	-	-	4840	-
7002-Loans to Railways	-	-	-	-	-	-	-
7051-Loans to Port and Light Houses	-	-	-	-	-	-	-
7052-Loans for Shipping	-	-	-	-	-	-	-
7053-Loans for Civil Aviation	-	-	-	-	-	-	-
7055-Loans for Road Transport	-	-	-	-	-	-	-
7056-Loans for Inland Water Transport	-	-	-	-	-	-	-
7075-Loans for other Transport Services	-	-	-	-	-	-	-
7225-Loans for Telecommunication Services	-	-	-	-	-	-	-
7275-Loan for other Communication Services	-	-	-	-	-	-	-
7425-Loans for other Scientific Research	-	-	-	-	-	-	-
<b>Total : Economic Services carried over to page 130</b>	<b>4114419</b>	<b>432</b>	<b>866</b>	<b>4055</b>	<b>724</b>	<b>1129389</b>	<b>13669387</b>

**No. 5 - ACCOUNT showing by MAJOR HEADS the RECEIPTS and DISBURSEMENTS on account of PUBLIC DEBT,  
LOANS and ADVANCES (Consolidated Fund) and CONTINGENCY FUND of the UNION, UNION TERRITORY and  
STATE GOVERNMENTS for the year ended 31st March, 2008 - Contd.**

DISBURSEMENTS	STATE GOVERNMENTS						
	Maharashtra	Manipur	Meghalaya	Mizoram	Nagaland	Orissa	Punjab
<b>Total : Economic Services brought forward from page 115</b>	<b>3459001</b>	<b>41200</b>	<b>145456</b>	<b>1845</b>	<b>26123</b>	<b>126422</b>	<b>102208</b>
<b>F-LOANS AND ADVANCES - Contd.</b>							
6854-Loans for Cement and Non-Metallic Mineral Industries	-	-	-	-	-	-	-
6855-Loans for Fertilizer Industries	-	-	-	-	-	-	-
6856-Loans for Petro-Chemical Industries	-	-	-	-	-	-	-
6857-Loans for Chemical and Phramaceutical Industries	-	-	-	-	-	-	-
6858-Loans for Engineering Industries	-	-	-	-	-	-	-
6859-Loans for Telecommunication and Electronic Industries	-	-	-	-	-	5600	-
6860-Loans for Consumer Industries	180830	-	-	-	-	-	-
6861-Loans for Atomic Energy Industries	-	-	-	-	-	-	-
6875-Loans for other Industries	-	-	-	-	-	-	-
6885-Other Loans to Industries and Minerals	372119	-	50000	-	-	937000	-
7002-Loans to Railways	-	-	-	-	-	-	-
7051-Loans to Port and Light Houses	-	-	-	-	-	-	-
7052-Loans for Shipping	-	-	-	-	-	-	-
7053-Loans for Civil Aviation	-	-	-	-	-	-	-
7055-Loans for Road Transport	-	-	-	-	-	-	-
7056-Loans for Inland Water Transport	-	-	-	-	-	-	-
7075-Loans for other Transport Services	-	-	-	-	-	-	-
7225-Loans for Telecommunication Services	-	-	-	-	-	-	-
7275-Loan for other Communication Services	-	-	-	-	-	-	-
7425-Loans for other Scientific Research	-	-	-	-	-	-	-
<b>Total : Economic Services carried over to page 131</b>	<b>4011950</b>	<b>41200</b>	<b>195456</b>	<b>1845</b>	<b>26123</b>	<b>1069022</b>	<b>102208</b>

**No. 5 - ACCOUNT showing by MAJOR HEADS the RECEIPTS and DISBURSEMENTS on account of PUBLIC DEBT, LOANS and ADVANCES (Consolidated Fund) and CONTINGENCY FUND of the UNION, UNION TERRITORY and STATE GOVERNMENTS for the year ended 31st March, 2008 - Contd.**

RECEIPTS	STATE GOVERNMENTS							Total
	Rajasthan	Sikkim	Tamil Nadu	Tripura	Uttar Pradesh	Uttarakhand	West Bengal	
<b>Total : Economic Services brought forward from page 116</b>	<b>17702004</b>	<b>0</b>	<b>7522610</b>	<b>524</b>	<b>313416</b>	<b>614127</b>	<b>4438331</b>	<b>59659280</b>
<b>F-LOANS AND ADVANCES - Contd.</b>								
6854-Loans for Cement and Non-Metallic Mineral Industries	-	-	14667	-	730926	-	-	760110
6855-Loans for Fertilizer Industries	-	-	-	-	-	-	-	63160
6856-Loans for Petro-Chemical Industries	-	-	-	-	-	-	-	0
6857-Loans for Chemical and Phramaceutical Industries	-	-	-	-	-	-	61288	75588
6858-Loans for Engineering Industries	-	-	-	-	18100	-	2000	325291
6859-Loans for Telecommunication and Electronic Industries	-	-	-	-	-	-	-	28953
6860-Loans for Consumer Industries	-	-	2056	-	378000	-	5802	1608945
6861-Loans for Atomic Energy Industries	-	-	-	-	-	-	-	0
6875-Loans for other Industries	-	-	-39200	-	-	-	-	72429
6885-Other Loans to Industries and Minerals	21135	-	1557443	-	1706651	-	-	5512624
7002-Loans to Railways	-	-	-	-	-	-	-	0
7051-Loans to Port and Light Houses	-	-	-119	-	-	-	-	660309
7052-Loans for Shipping	-	-	148	-	-	-	-	148
7053-Loans for Civil Aviation	-	-	-	-	-	-	-	150000
7055-Loans for Road Transport	-	-	17115	-	-	-	-	41244
7056-Loans for Inland Water Transport	-	-	-	-	-	-	-	0
7075-Loans for other Transport Services	-	-	-	-	-	-	-	8617390
7225-Loans for Telecommunication Services	-	-	-	-	-	-	-	0
7275-Loan for other Communication Services	-	-	-	-	-	-	-	0
7425-Loans for other Scientific Research	-	-	-	-	-	-	-	4841
<b>Total : Economic Services carried over to page 132</b>	<b>17723139</b>	<b>0</b>	<b>9074720</b>	<b>524</b>	<b>3147093</b>	<b>614127</b>	<b>4507421</b>	<b>77580312</b>

(In thousands of rupees)



**No. 5 - ACCOUNT showing by MAJOR HEADS the RECEIPTS and DISBURSEMENTS on account of PUBLIC DEBT, LOANS and ADVANCES (Consolidated Fund) and CONTINGENCY FUND of the UNION, UNION TERRITORY and STATE GOVERNMENTS for the year ended 31st March, 2008 - Contd.**

DISBURSEMENTS	STATE GOVERNMENTS							Total
	Rajasthan	Sikkim	Tamil Nadu	Tripura	Uttar Pradesh	Uttarakhand	West Bengal	
<b>Total : Economic Services brought forward from page 117</b>	<b>2396707</b>	<b>0</b>	<b>9944198</b>	<b>215</b>	<b>424076</b>	<b>1917758</b>	<b>8413961</b>	<b>56907188</b>
<b>F-LOANS AND ADVANCES - Contd.</b>								
6854-Loans for Cement and Non-Metallic Mineral Industries	-	-	-	-	195708	-	-	249008
6855-Loans for Fertilizer Industries	-	-	-	-	-	-	-	566300
6856-Loans for Petro-Chemical Industries	-	-	-	-	-	-	-	208402
6857-Loans for Chemical and Pharmaceutical Industries	-	-	-	-	-	-	16389	649615
6858-Loans for Engineering Industries	-	-	-	-	70300	-	296174	4850664
6859-Loans for Telecommunication and Electronic Industries	-	-	-	-	-	-	20000	3899500
6860-Loans for Consumer Industries	340089	-	1846700	-	2282000	-	374525	10885960
6861-Loans for Atomic Energy Industries	-	-	-	-	-	-	-	0
6875-Loans for other Industries	-	-	145000	-	-	-	21843	233891
6885-Other Loans to Industries and Minerals	-	-	1620038	-	995154	-	-	6007845
7002-Loans to Railways	-	-	-	-	-	-	-	0
7051-Loans to Port and Light Houses	-	-	-	-	-	-	-	0
7052-Loans for Shipping	-	-	-	-	-	-	-	0
7053-Loans for Civil Aviation	-	-	-	-	-	-	-	345026
7055-Loans for Road Transport	-	-	891500	-	-	-	492400	17728630
7056-Loans for Inland Water Transport	-	-	-	-	-	-	55000	55000
7075-Loans for other Transport Services	-	-	-	-	-	-	-	6313710
7225-Loans for Telecommunication Services	-	-	-	-	-	-	-	0
7275-Loan for other Communication Services	-	-	-	-	-	-	-	0
7425-Loans for other Scientific Research	-	-	-	-	-	-	-	594500
<b>Total : Economic Services carried over to page 133</b>	<b>2736796</b>	<b>0</b>	<b>14447436</b>	<b>215</b>	<b>3967238</b>	<b>1917758</b>	<b>9690292</b>	<b>109495239</b>

**No. 5 - ACCOUNT showing by MAJOR HEADS the RECEIPTS and DISBURSEMENTS on account of PUBLIC DEBT, LOANS and ADVANCES (Consolidated Fund) and CONTINGENCY FUND of the UNION, UNION TERRITORY and STATE GOVERNMENTS for the year ended 31st March, 2008 - Contd.**

RECEIPTS	Union Government	U.T.Govt. Puducherry	STATE GOVERNMENTS							(In thousands of rupees)	
			Andhra Pradesh	Arunachal Pradesh	Assam	Bihar	Chhattisgarh	NCT Delhi	Goa		
<b>Total : Economic Services brought forward from page 118</b>	<b>13399987</b>	<b>63646</b>	<b>980700</b>	<b>5586</b>	<b>60210</b>	<b>213787</b>	<b>4347555</b>	<b>827802</b>	<b>3223</b>		
<b>F-LOANS AND ADVANCES - Concl.</b>											
7452-Loans for Tourism	-	-	-	-	-	-	-	-	-	-	
7453-Loans for Foreign Trade Export Promotion	-	-	-	-	-	-	-	-	-	-	
7465-Loans for General Financial and Trading Institutions	-	-	-	-	-	-	-	-	-	-	
7475-Loans for Other General Economic Services	(A) -1367	-	2	-	-	-	-	-	-	-	
<b>Total : Economic Services</b>	<b>13398620</b>	<b>63646</b>	<b>980702</b>	<b>5586</b>	<b>60210</b>	<b>213787</b>	<b>4347555</b>	<b>827802</b>	<b>3223</b>		
<b>Grant-in-Aid and Contribution</b>											
7601-Loans and Advances to State Governments	81883981	-	-	-	-	-	-	-	-	-	
7602-Loans and Advances to Union Territory Governments	1018345	-	-	-	-	-	-	-	-	-	
7605-Advances to Foreign Governments	2513045	-	-	-	-	-	-	-	-	-	
7610-Loans to Government Servants, etc	4792162	51791	840250	23783	343090	47582	11892	34285	47430		
7615-Miscellaneous Loans	17433	-	-	-	-	-	-	1026700	-		
<b>Total : Grant-in-Aid and Contribution</b>	<b>90224956</b>	<b>51791</b>	<b>840250</b>	<b>23783</b>	<b>343090</b>	<b>47582</b>	<b>11892</b>	<b>1060985</b>	<b>47430</b>		
<b>TOTAL : F-LOANS AND ADVANCES</b>	<b>103910508</b>	<b>115998</b>	<b>1909514</b>	<b>29369</b>	<b>403300</b>	<b>261635</b>	<b>4375166</b>	<b>2312632</b>	<b>61781</b>		
<b>G-INTER STATE SETTLEMENTS-</b>											
7810-Inter-State Settlements	-	-	-	-	-	-	18255	-	-		
<b>H-TRANSFER TO CONTINGENCY FUNDS -</b>											
7999-Appropriation to the Contingency Funds	-	-	-	-	-	-	-	-	-		
<b>CONTINGENCY FUND -</b>											
8000-Contingency Fund	-	-	3573	-	-	-	28338	-	1700000		

(A) Minus figure is under investigation.

**No. 5 - ACCOUNT showing by MAJOR HEADS the RECEIPTS and DISBURSEMENTS on account of PUBLIC DEBT, LOANS and ADVANCES (Consolidated Fund) and CONTINGENCY FUND of the UNION, UNION TERRITORY and STATE GOVERNMENTS for the year ended 31st March, 2008 - Contd.**

(In thousands of rupees)

DISBURSEMENTS	Union Government	U.T.Govt. Puducherry	STATE GOVERNMENTS						
			Andhra Pradesh	Arunachal Pradesh	Assam	Bihar	Chhattisgarh	NCT Delhi	Goa
<b>Total : Economic Services brought forward from page 119</b>	<b>25619662</b>	<b>1000</b>	<b>3240758</b>	<b>1850</b>	<b>1145657</b>	<b>2653649</b>	<b>4257728</b>	<b>14485370</b>	<b>1984</b>
<b>F-LOANS AND ADVANCES - Concl'd.</b>									
7452-Loans for Tourism	-	-	-	-	-	-	90000	-	65000
7453-Loans for Foreign Trade Export Promotion	-	-	-	-	-	-	-	-	-
7465-Loans for General Financial and Trading Institutions	5000000	-	-	-	-	-	-	-	-
7475-Loans for Other General Economic Services	4796	-	-	-	-	-	-	-	-
<b>Total : Economic Services</b>	<b>30624458</b>	<b>1000</b>	<b>3240758</b>	<b>1850</b>	<b>1145657</b>	<b>2653649</b>	<b>4347728</b>	<b>14485370</b>	<b>66984</b>
<b>Grant-in-Aid and Contribution</b>									
7301-Loans and Advances to State Governments	66339910	-	-	-	-	-	-	-	-
7602-Loans and Advances to Union Territory Governments	720500	-	-	-	-	-	-	-	-
7605-Advances to Foreign Governments	904089	-	-	-	-	-	-	-	-
7610-Loans to Government Servants, etc.	2829757	25594	956855	27866	28737	73309	-	18484	133476
7615-Miscellaneous Loans	8860	-	-	-	-	-	-	8616200	-
<b>Total : Grant-in-Aid and Contribution</b>	<b>70803116</b>	<b>25594</b>	<b>956855</b>	<b>27866</b>	<b>28737</b>	<b>73309</b>	<b>0</b>	<b>8634684</b>	<b>133476</b>
<b>TOTAL : F-LOANS AND ADVANCES</b>	<b>117766006</b>	<b>26789</b>	<b>29207206</b>	<b>29716</b>	<b>1428892</b>	<b>2726958</b>	<b>5002766</b>	<b>36495554</b>	<b>245968</b>
<b>G-INTER STATE SETTLEMENTS-</b>									
7810-Inter-State Settlements	-	-	-	-	-	-	20793	-	-
<b>H-TRANSFER TO CONTINGENCY FUNDS -</b>									
7999-Appropriation to the Contingency Funds	-	-	-	-	-	-	-	-	1700000
<b>CONTINGENCY FUND -</b>									
8000-Contingency Fund	-	-	9318	-	-	-	-	-	-

**No. 5 - ACCOUNT showing by MAJOR HEADS the RECEIPTS and DISBURSEMENTS on account of PUBLIC DEBT, LOANS and ADVANCES (Consolidated Fund) and CONTINGENCY FUND of the UNION, UNION TERRITORY and STATE GOVERNMENTS for the year ended 31st March, 2008 - Contd.**

RECEIPTS	(In thousands of rupees)							
	STATE GOVERNMENTS							
	Gujarat	Haryana	Himachal Pradesh	Jammu and Kashmir	Jharkhand	Karnataka	Kerala	Madhya Pradesh
<b>Total : Economic Services brought forward from page 120</b>	<b>1033981</b>	<b>978559</b>	<b>94932</b>	<b>418</b>	<b>275459</b>	<b>313774</b>	<b>194250</b>	<b>800147</b>
<b>F-LOANS AND ADVANCES - Concid.</b>								
7452-Loans for Tourism	5540	-	-	1450	-	400	-	-
7453-Loans for Foreign Trade Export Promotion	-	-	-	-	-	-	-	-
7465-Loans for General Financial and Trading Institutions	-	10937	-	-	-	-	-	-
7475-Loans for Other General Economic Services	-	-	-	-	-	337	-	-
<b>Total : Economic Services</b>	<b>1039521</b>	<b>989496</b>	<b>94932</b>	<b>1868</b>	<b>275459</b>	<b>314511</b>	<b>194250</b>	<b>800147</b>
<b>Grant-in-Aid and Contribution</b>								
7601-Loans and Advances to State Governments	-	-	-	-	-	-	-	-
7602-Loans and Advances to Union Territory Governments	-	-	-	-	-	-	-	-
7605-Advances to Foreign Governments	-	-	-	-	-	-	-	-
7610-Loans to Government Servants, etc.	599333	1098148	160865	14255	165669	51264	233680	-15747
7615-Miscellaneous Loans	299573	-	-	-	-	40324	-	-
<b>Total : Grant-in-Aid and Contribution</b>	<b>898906</b>	<b>1098148</b>	<b>160865</b>	<b>14255</b>	<b>165669</b>	<b>91588</b>	<b>233680</b>	<b>-15747</b>
								(A)
<b>TOTAL : F-LOANS AND ADVANCES</b>	<b>2136008</b>	<b>2138058</b>	<b>260468</b>	<b>18893</b>	<b>442168</b>	<b>520715</b>	<b>448507</b>	<b>1052413</b>
<b>G-INTER STATE SETTLEMENTS-</b>								
7810-Inter-State Settlements	-	-	-	-	-	-	-	17897
<b>H-TRANSFER TO CONTINGENCY FUNDS -</b>								
7999-Appropriation to the Contingency Funds	-	-	-	-	-	-	-	-
<b>CONTINGENCY FUND -</b>								
8000-Contingency Fund	25046	-	-	118	317474	132777	--	-

(A) Minus transaction is due to adjustment of previous years.

**No. 5 - ACCOUNT showing by MAJOR HEADS the RECEIPTS and DISBURSEMENTS on account of PUBLIC DEBT, LOANS and ADVANCES (Consolidated Fund) and CONTINGENCY FUND of the UNION, UNION TERRITORY and STATE GOVERNMENTS for the year ended 31st March, 2008 - Contd.**

DISBURSEMENTS	STATE GOVERNMENTS							
	Gujarat	Haryana	Himachal Pradesh	Jammu and Kashmir	Jharkhand	Karnataka	Kerala	Madhya Pradesh
<b>Total : Economic Services brought forward from page 121</b>	<b>3675551</b>	<b>1299197</b>	<b>32917</b>	<b>350955</b>	<b>5146033</b>	<b>1604269</b>	<b>2185479</b>	<b>5585641</b>
<b>F-LOANS AND ADVANCES - Concl'd.</b>								
7452-Loans for Tourism	-	-	-	-	-	-	-	-
7453-Loans for Foreign Trade Export Promotion	-	-	-	-	-	-	-	-
7465-Loans for General Financial and Trading Institutions	-	-	-	-	-	-	-	-
7475-Loans for Other General Economic Services	-	-	-	25380	-	-	-	-
<b>Total : Economic Services</b>	<b>3675551</b>	<b>1299197</b>	<b>32917</b>	<b>376335</b>	<b>5146033</b>	<b>1604269</b>	<b>2185479</b>	<b>5585641</b>
<b>Grant-in-Aid and Contribution</b>								
7601-Loans and Advances to State Governments	-	-	-	-	-	-	-	-
7602-Loans and Advances to Union Territory Governments	-	-	-	-	-	-	-	-
7605-Advances to Foreign Governments	-	-	-	-	-	-	-	-
7610-Loans to Government Servants, etc.	258611	1555816	103434	6354	115552	3671	65113	525
7615-Miscellaneous Loans	211311	-	-	-	-	11473	-	-
<b>Total : Grant-in-Aid and Contribution</b>	<b>469922</b>	<b>1555816</b>	<b>103434</b>	<b>6354</b>	<b>115552</b>	<b>15144</b>	<b>65113</b>	<b>525</b>
<b>TOTAL : F-LOANS AND ADVANCES</b>	<b>4287600</b>	<b>2855013</b>	<b>139356</b>	<b>382693</b>	<b>5976603</b>	<b>7567436</b>	<b>8931597</b>	<b>11548754</b>
<b>G-INTER STATE SETTLEMENTS-</b>								
7810-Inter-State Settlements	-	-	-	-	-	-	-	20644
<b>H-TRANSFER TO CONTINGENCY FUNDS -</b>								
7999-Appropriation to the Contingency Funds	-	-	-	-	-	-	-	-
<b>CONTINGENCY FUND -</b>								
8000-Contingency Fund	99446	-	-	1319	-	-	800000	-

**No. 5 - ACCOUNT showing by MAJOR HEADS the RECEIPTS and DISBURSEMENTS on account of PUBLIC DEBT, LOANS and ADVANCES (Consolidated Fund) and CONTINGENCY FUND of the UNION, UNION TERRITORY and STATE GOVERNMENTS for the year ended 31st March, 2008 - Contd.**

(In thousands of rupees)

RECEIPTS	STATE GOVERNMENTS						
	Maharashtra	Manipur	Meghalaya	Mizoram	Nagaland	Orissa	Punjab
<b>Total : Economic Services brought forward from page 122</b>	<b>4114419</b>	<b>432</b>	<b>866</b>	<b>4055</b>	<b>724</b>	<b>1129389</b>	<b>13669387</b>
<b>F-LOANS AND ADVANCES - Concl'd.</b>							
7452-Loans for Tourism	-	-	-	-	-	-	-
7453-Loans for Foreign Trade Export Promotion	-	-	-	-	-	-	-
7465-Loans for General Financial and Trading Institutions	-	-	-	-	-	-	-
7475-Loans for Other General Economic Services	1139	-	-	-	-	-	-
<b>Total : Economic Services</b>	<b>4115558</b>	<b>432</b>	<b>866</b>	<b>4055</b>	<b>724</b>	<b>1129389</b>	<b>13669387</b>
<b>Grant-in-Aid and Contribution</b>							
7601-Loans and Advances to State Governments	-	-	-	-	-	-	-
7602-Loans and Advances to Union Territory Governments	-	-	-	-	-	-	-
7605-Advances to Foreign Governments	-	-	-	-	-	-	-
7610-Loans to Government Servants, etc.	1496077	5972	163612	31877	29023	532122	776028
7615-Miscellaneous Loans	442030	-	-	-	-	1850128	-
<b>Total : Grant-in-Aid and Contribution</b>	<b>1938107</b>	<b>5972</b>	<b>163612</b>	<b>31877</b>	<b>29023</b>	<b>2382250</b>	<b>776028</b>
<b>TOTAL : F-LOANS AND ADVANCES</b>	<b>7325946</b>	<b>22924</b>	<b>164916</b>	<b>275232</b>	<b>30577</b>	<b>3552977</b>	<b>14451508</b>
<b>G-INTER STATE SETTLEMENTS-</b>							
7810-Inter-State Settlements	-	-	-	-	-	-	-
<b>H-TRANSFER TO CONTINGENCY FUNDS -</b>							
7999-Appropriation to the Contingency Funds	3500000	-	-	-	-	-	-
<b>CONTINGENCY FUND -</b>							
8000-Contingency Fund	4053561	-	-	-	-	1650133	-

**No. 5 - ACCOUNT showing by MAJOR HEADS the RECEIPTS and DISBURSEMENTS on account of PUBLIC DEBT,  
LOANS and ADVANCES (Consolidated Fund) and CONTINGENCY FUND of the UNION, UNION TERRITORY and  
STATE GOVERNMENTS for the year ended 31st March, 2008 - Contd.**

DISBURSEMENTS	STATE GOVERNMENTS						
	Maharashtra	Manipur	Meghalaya	Mizoram	Nagaland	Orissa	Punjab
<b>Total : Economic Services brought forward from page 123</b>	<b>4011950</b>	<b>41200</b>	<b>195456</b>	<b>1845</b>	<b>26123</b>	<b>1069022</b>	<b>102208</b>
<b>F-LOANS AND ADVANCES - Concltd.</b>							
7452-Loans for Tourism	-	-	-	-	-	-	-
7453-Loans for Foreign Trade Export Promotion	-	-	-	-	-	-	-
7465-Loans for General Financial and Trading Institutions	-	-	-	-	-	-	-
7475-Loans for Other General Economic Services	37532	-	-	-	-	-	-
<b>Total : Economic Services</b>	<b>4049482</b>	<b>41200</b>	<b>195456</b>	<b>1845</b>	<b>26123</b>	<b>1069022</b>	<b>102208</b>
<b>Grant-in-Aid and Contribution</b>							
7601-Loans and Advances to State Governments	-	-	-	-	-	-	-
7602-Loans and Advances to Union Territory Governments	-	-	-	-	-	-	-
7605-Advances to Foreign Governments	-	-	-	-	-	-	-
7610-Loans to Government Servants, etc.	2215444	38510	71829	19773	-	223900	246256
7615-Miscellaneous Loans	2791182	-	-	-	-	1096804	-
<b>Total : Grant-in-Aid and Contribution</b>	<b>5006626</b>	<b>38510</b>	<b>71829</b>	<b>19773</b>	<b>0</b>	<b>1320704</b>	<b>246256</b>
<b>TOTAL : F-LOANS AND ADVANCES</b>	<b>12251573</b>	<b>79710</b>	<b>267285</b>	<b>61218</b>	<b>26123</b>	<b>4326803</b>	<b>348464</b>
<b>G-INTER STATE SETTLEMENTS-</b>							
7810-Inter-State Settlements	5	-	-	-	-	-	-
<b>H-TRANSFER TO CONTINGENCY FUNDS -</b>							
7999-Appropriation to the Contingency Funds	3500000	-	-	-	-	-	-
<b>CONTINGENCY FUND -</b>							
8000-Contingency Fund	4089367	-	-	-	-	513385	-

**No. 5 - ACCOUNT showing by MAJOR HEADS the RECEIPTS and DISBURSEMENTS on account of PUBLIC DEBT, LOANS and ADVANCES (Consolidated Fund) and CONTINGENCY FUND of the UNION, UNION TERRITORY and STATE GOVERNMENTS for the year ended 31st March, 2008 - Contd.**

RECEIPTS	STATE GOVERNMENTS							(In thousands of rupees)
	Rajasthan	Sikkim	Tamil Nadu	Tripura	Uttar Pradesh	Uttarakhand	West Bengal	Total
<b>Total : Economic Services brought forward from page 124</b>	<b>17723139</b>	<b>0</b>	<b>9074720</b>	<b>524</b>	<b>3147093</b>	<b>614127</b>	<b>4507421</b>	<b>77580312</b>
<b>F-LOANS AND ADVANCES - Concl.</b>								
7452-Loans for Tourism	4500	1	4731	-	-	-	-	16622
7453-Loans for Foreign Trade Export Promotion	-	-	-	-	-	-	-	0
7465-Loans for General Financial and Trading Institutions	-	-	-	-	-	-	-	10937
7475-Loans for Other General Economic Services	159	-	-	-	-	-	-	270
<b>Total : Economic Services</b>	<b>17727798</b>	<b>1</b>	<b>9079451</b>	<b>524</b>	<b>3147093</b>	<b>614127</b>	<b>4507421</b>	<b>77608141</b>
<b>Grant-in-Aid and Contribution</b>								
7601-Loans and Advances to State Governments	-	-	-	-	-	-	-	81883981
7602-Loans and Advances to Union Territory Governments	-	-	-	-	-	-	-	1018345
7605-Advances to Foreign Governments	-	-	-	-	-	-	-	2513045
7610-Loans to Government Servants, etc.	33335	3728	819616	31201	376796	70161	332537	13201817
7615-Miscellaneous Loans	-	-	8438	-	-	-	-	3684626
<b>Total : Grant-in-Aid and Contribution</b>	<b>33335</b>	<b>3728</b>	<b>828054</b>	<b>31201</b>	<b>376796</b>	<b>70161</b>	<b>332537</b>	<b>102301814</b>
<b>TOTAL : F-LOANS AND ADVANCES</b>	<b>17807298</b>	<b>3846</b>	<b>10127089</b>	<b>32717</b>	<b>4486111</b>	<b>684288</b>	<b>4966409</b>	<b>184328971</b>
<b>G-INTER STATE SETTLEMENTS-</b>								
7810-Inter-State Settlements	-	-	-	-	-	-	-	36152
<b>H-TRANSFER TO CONTINGENCY FUNDS -</b>								
7999-Appropriation to the Contingency Funds	-	-	-	-	-	-	-	3500000
<b>CONTINGENCY FUND -</b>								
8000-Contingency Fund	-	-	-	-	6037798	272091	71568	14292477



**No. 5 - ACCOUNT showing by MAJOR HEADS the RECEIPTS and DISBURSEMENTS on account of PUBLIC DEBT, LOANS and ADVANCES (Consolidated Fund) and CONTINGENCY FUND of the UNION, UNION TERRITORY and STATE GOVERNMENTS for the year ended 31st March, 2008 - Concl'd.**

DISBURSEMENTS	STATE GOVERNMENTS							(In thousands of rupees)
	Rajasthan	Sikkim	Tamil Nadu	Tripura	Uttar Pradesh	Uttarakhand	West Bengal	Total
<b>Total : Economic Services brought forward from page 125</b>	<b>2736796</b>	<b>0</b>	<b>14447436</b>	<b>215</b>	<b>3967238</b>	<b>1917758</b>	<b>9690292</b>	<b>109495239</b>
<b>F-LOANS AND ADVANCES - Concl'd.</b>								
7452-Loans for Tourism	-	-	-	-	-	-	-	155000
7453-Loans for Foreign Trade Export Promotion	-	-	-	-	-	-	-	0
7465-Loans for General Financial and Trading Institutions	-	-	-	-	-	-	56084	5056084
7475-Loans for Other General Economic Services	-	-	-	-	-	-	-	67708
<b>Total : Economic Services</b>	<b>2736796</b>	<b>0</b>	<b>14447436</b>	<b>215</b>	<b>3967238</b>	<b>1917758</b>	<b>9746376</b>	<b>114774031</b>
<b>Grant-in-Aid and Contribution</b>								
7601-Loans and Advances to State Governments	-	-	-	-	-	-	-	66339910
7602-Loans and Advances to Union Territory Governments	-	-	-	-	-	-	-	720500
7605-Advances to Foreign Governments	-	-	-	-	-	-	-	904089
7610-Loans to Government Servants, etc.	-	-	625888	2774	673393	118825	18055	10457801
7615-Miscellaneous Loans	-	-	5755	-	-	150	-	12741735
<b>Total : Grant-in-Aid and Contribution</b>	<b>0</b>	<b>0</b>	<b>631643</b>	<b>2774</b>	<b>673393</b>	<b>118975</b>	<b>18055</b>	<b>91164035</b>
<b>TOTAL : F-LOANS AND ADVANCES</b>	<b>2876874</b>	<b>0</b>	<b>17815590</b>	<b>2989</b>	<b>7419581</b>	<b>2125412</b>	<b>10621171</b>	<b>292841700</b>
<b>G-INTER STATE SETTLEMENTS-</b>								
7810-Inter-State Settlements	-	-	-	-	-	-	-	41442
<b>H-TRANSFER TO CONTINGENCY FUNDS -</b>								
7999-Appropriation to the Contingency Funds	-	-	-	-	-	-	-	5200000
<b>CONTINGENCY FUND -</b>								
8000-Contingency Fund	-	-	-	-	1167209	7217	72758	6760019

**No.6 - ACCOUNT showing by MAJOR HEADS the RECEIPTS AND DISBURSEMENTS on account of PUBLIC ACCOUNT  
in respect of the UNION AND STATE GOVERNMENTS for the year ended 31st March, 2008**

RECEIPTS	Union Government	U.T. Govt. Puducherry	STATE GOVERNMENTS						
			Andhra Pradesh	Arunachal Pradesh	Assam	Bihar	Chhattisgarh	Goa	Gujarat
(In thousands of rupees)									
<b>PART III PUBLIC ACCOUNT-</b>									
<b>I. SMALL SAVINGS, PROVIDENT FUNDS ETC.-</b>									
(a) Small Savings -									
8001-Savings Deposits	1052858811	-	-	-	-	-	-	-	-
8002-Savings Certificates	213659368	-	-	-	-	-	-	-	-
<b>Total (a)</b>	<b>1266518179</b>	<b>0</b>	<b>0</b>	<b>0</b>	<b>0</b>	<b>0</b>	<b>0</b>	<b>0</b>	<b>0</b>
(b) Provident Funds -									
8006-Public Provident Funds	210570008	-	-	-	-	-	-	-	-
8007-Investment of National Small Savings Fund	181682020	-	3874400	-	-	-	-	-	-
8008-Income and Expenditure on N.S.S. Fund	633187426	-	-	-	-	-	-	-	-
8009-State Provident Funds	211811601	2618538	16321645	1161992	5879394	10286305	3922857	1486668	10270131
<b>Total (b)</b>	<b>1237251055</b>	<b>2618538</b>	<b>20196045</b>	<b>1161992</b>	<b>5879394</b>	<b>10286305</b>	<b>3922857</b>	<b>1486668</b>	<b>10270131</b>
(c) Other Accounts -									
8010-Trusts and Endowments	(A) -1	-	-	-	-	-	-	-	-
8011-Insurance and Pension Funds	41160220	323928	3498289	60079	203468	551805	717377	29495	1304636
8012-Special Deposits and Accounts	398357751	-	-	-	-	-	-	-	-
8013-Other Deposits and Accounts	43933	-	-	-	-	-	-	-	-
<b>Total (c)</b>	<b>439561903</b>	<b>323928</b>	<b>3498289</b>	<b>60079</b>	<b>203468</b>	<b>551805</b>	<b>717377</b>	<b>29495</b>	<b>1304636</b>
(d) Other Saving Schemes-									
8031-Other Saving Deposit	-	-	-	-	-	-	-	-	-
<b>Total (d)</b>	<b>0</b>	<b>0</b>	<b>0</b>	<b>0</b>	<b>0</b>	<b>0</b>	<b>0</b>	<b>0</b>	<b>0</b>
<b>TOTAL : I-Small Savings, Provident Funds, etc.</b>	<b>2943331137</b>	<b>2942466</b>	<b>23694334</b>	<b>1222071</b>	<b>6082862</b>	<b>10838110</b>	<b>4640234</b>	<b>1516163</b>	<b>11574767</b>
<b>J. RESERVE FUNDS -</b>									
(a) Reserve Funds bearing interest -									
8115-Depreciation/Renewal Reserve Funds	58391518	-	198	-	-	-	-	-	-
8116-Revenue Reserve Funds	-	-	-	-	-	-	-	-	-
8117-Development Funds	26296393	-	-	-	-	-	-	-	-
8118-Capital Reserve Funds	115928266	-	-	-	-	-	-	-	-
8119-Railway Safety Funds	-	-	-	-	-	-	-	-	-
8121-General and other Reserve Funds	83451234	-	15666	-	-	-	-	-	1
<b>Total (a)</b>	<b>284067411</b>	<b>0</b>	<b>15864</b>	<b>0</b>	<b>0</b>	<b>0</b>	<b>0</b>	<b>0</b>	<b>1</b>
(b) Reserve Funds not bearing interest -									
8222-Sinking Funds	-	-	5776203	100000	2040000	-	1000000	207443	9000000
8223-Famine Relief Fund	1	-	-	-	-	-	-12961	-	-
8224-Central Road Fund	128300000	-	-	-	-	-	-	-	-
8225-Roads and Bridges Fund	800000	-	-	-	-	-	-	-	-
8226-Depreciation/Renewal Reserve Funds	2317076	-	2170	-	-	-	-	-	5537
8228-Revenue Reserve Funds	-	-	-	-	-	-	7960	-	-
8229-Development and Welfare Funds	110855416	-	2287376	-	-	-	2206364	-	345000
8230-Special Railway Safety Fund	11650000	-	-	-	-	-	-	-	-
8231-Railway Safety Fund	7272570	-	-	-	-	-	-	-	-
8232-Rural Employment Guarantee Funds	120000000	-	-	-	-	-	-	-	-
8235-General and other Reserve Funds	92449822	-	5085789	-	3014659	3917042	309219	204856	1874126
<b>Total (b)</b>	<b>473644885</b>	<b>0</b>	<b>13151538</b>	<b>100000</b>	<b>5054659</b>	<b>3917042</b>	<b>3510582</b>	<b>412299</b>	<b>11224663</b>
<b>TOTAL : J-RESERVE FUNDS</b>	<b>757712296</b>	<b>0</b>	<b>13167402</b>	<b>100000</b>	<b>5054659</b>	<b>3917042</b>	<b>3510582</b>	<b>412299</b>	<b>11224664</b>
<b>Carried over to page 142</b>	<b>3701043433</b>	<b>2942466</b>	<b>36861736</b>	<b>1322071</b>	<b>11137521</b>	<b>14755152</b>	<b>8150816</b>	<b>1928462</b>	<b>22799431</b>

(A) Minus figure is due to transfer of balances in respect of Government of Puducherry.

Important Note :- There is no Public Account for the Govt. of NCT Delhi.

Transactions of the Govt. pertaining to Part III, Public Account are included in the Public Account of the Union Government.

**No.6 - ACCOUNT showing by MAJOR HEADS the RECEIPTS AND DISBURSEMENTS on account of PUBLIC ACCOUNT  
in respect of the UNION AND STATE GOVERNMENTS for the year ended 31st March, 2008-Contd.**

DISBURSEMENTS	Union Government	U.T. Govt. Puduchery	STATE GOVERNMENTS						
			Andhra Pradesh	Arunachal Pradesh	Assam	Bihar	Chhattisgarh	Goa	Gujarat
			(In thousands of rupees)						
<b>PART III PUBLIC ACCOUNT-</b>									
<b>I. SMALL SAVINGS, PROVIDENT FUNDS ETC.-</b>									
(a) Small Savings -									
8001-Savings Deposits	1150779572	-	-	-	-	-	-	-	-
8002-Savings Certificates	251750521	-	-	-	-	-	-	-	-
<b>Total (a)</b>	<b>1402530093</b>	<b>0</b>	<b>0</b>	<b>0</b>	<b>0</b>	<b>0</b>	<b>0</b>	<b>0</b>	<b>0</b>
(b) Provident Funds -									
8006-Public Provident Funds	84783768	-	-	-	-	-	-	-	-
8007-Investment of National Small Savings Fund	136937600	-	2036760	-	-	-	-	-	-
8008-Income and Expenditure on N.S.S. Fund	669443566	-	-	-	-	-	-	-	-
8009-State Provident Funds	172846257	416508	10494559	775487	2624796	6689750	3718806	618164	6623636
<b>Total (b)</b>	<b>1064011191</b>	<b>416508</b>	<b>12531319</b>	<b>775487</b>	<b>2624796</b>	<b>6689750</b>	<b>3718806</b>	<b>618164</b>	<b>6623636</b>
(c) Other Accounts -									
8010-Trusts and Endowments	-	-	-	-	-	-	-	-	-
8011-Insurance and Pension Funds	16230836	4457	1759608	19557	278547	1464339	406419	6422	589515
8012-Special Deposits and Accounts	135123151	-	-	-	-	-	-	-	-
8013-Other Deposits and Accounts	2744218	-	-	-	-	-	-	-	-
<b>Total (c)</b>	<b>154098205</b>	<b>4457</b>	<b>1759608</b>	<b>19557</b>	<b>278547</b>	<b>1464339</b>	<b>406419</b>	<b>6422</b>	<b>589515</b>
(d) Other Saving Schemes-									
8031-Other Saving Deposit	-	-	-	-	-	-	-	-	-
<b>Total (d)</b>	<b>0</b>	<b>0</b>	<b>0</b>	<b>0</b>	<b>0</b>	<b>0</b>	<b>0</b>	<b>0</b>	<b>0</b>
<b>TOTAL : I-Small Savings, Provident Funds, etc.</b>	<b>2620639489</b>	<b>420965</b>	<b>14290927</b>	<b>795044</b>	<b>2903343</b>	<b>8154089</b>	<b>4125225</b>	<b>624586</b>	<b>7213151</b>
<b>J. RESERVE FUNDS -</b>									
(a) Reserve Funds bearing interest -									
8115-Depreciation/Renewal Reserve Funds	57755419	-	-	-	-	-	-	-	-
8116-Revenue Reserve Funds	-	-	-	-	-	-	-	-	-
8117-Development Funds	20751726	-	-	-	-	-	-	-	-
8118-Capital Reserve Funds	68193530	-	-	-	-	-	-	-	-
8119-Railway Safety Funds	-	-	-	-	-	-	-	-	-
8121-General and other Reserve Funds	79896425	-	(A) -3	-	-	-	-	-	-
<b>Total (a)</b>	<b>226601100</b>	<b>0</b>	<b>-3</b>	<b>0</b>	<b>0</b>	<b>0</b>	<b>0</b>	<b>0</b>	<b>0</b>
(b) Reserve Funds not bearing interest -									
8222-Sinking Funds	-	-	5761396	100000	2040000	-	1000000	207443	9000136
8223-Famine Relief Fund	-	-	-	-	-	-	-	-	-
8224-Central Road Fund	125442406	-	-	-	-	-	-	-	-
8225-Roads and Bridges Fund	615851	-	-	-	-	-	-	-	-
8226-Depreciation/Renewal Reserve Funds	2375064	-	-	-	-	-	-	-	983
8228-Revenue Reserve Funds	-	-	-	-	-	-	-	-	-
8229-Development and Welfare Funds	108087753	-	8550	-	-	-	410154	-	320000
8230-Special Railway Safety Fund	13967567	-	-	-	-	-	-	-	-
8231-Railway Safety Fund	5333495	-	-	-	-	-	-	-	-
8232-Rural Employment Guarantee Fund	120000000	-	-	-	-	-	-	-	-
8235-General and other Reserve Funds	51349377	-	4876977	897010	1400820	4362970	286208	209299	1757413
<b>Total (b)</b>	<b>427171513</b>	<b>0</b>	<b>10646923</b>	<b>997010</b>	<b>3440820</b>	<b>4362970</b>	<b>1696362</b>	<b>416742</b>	<b>11078532</b>
<b>TOTAL : J - RESERVE FUNDS</b>	<b>653772613</b>	<b>0</b>	<b>10646920</b>	<b>997010</b>	<b>3440820</b>	<b>4362970</b>	<b>1696362</b>	<b>416742</b>	<b>11078532</b>
Carried over to page 143	3274412102	420965	24937847	1792054	6344163	12517059	5821587	1041328	18291683

(A) Minus credit is due to rectification of misclassification of earlier years.

**No.6 - ACCOUNT showing by MAJOR HEADS the RECEIPTS AND DISBURSEMENTS on account of PUBLIC ACCOUNT  
in respect of the UNION AND STATE GOVERNMENTS for the year ended 31st March, 2008-Contd.**

RECEIPTS	STATE GOVERNMENTS						
	Haryana	Himachal Pradesh	Jammu and Kashmir	Jharkhand	Karnataka	Kerala	Madhya Pradesh
(In thousands of rupees)							
<b>PART III PUBLIC ACCOUNT-</b>							
<b>I. SMALL SAVINGS, PROVIDENT FUNDS ETC.-</b>							
<b>(a) Small Savings -</b>							
8001-Savings Deposits	-	-	-	-	-	-	-
8002-Savings Certificates	-	-	-	-	-	-	-
<b>Total (a)</b>	<b>0</b>	<b>0</b>	<b>0</b>	<b>0</b>	<b>0</b>	<b>0</b>	<b>0</b>
<b>(b) Provident Funds -</b>							
8006-Public Provident Funds	-	-	-	-	-	-	-
8007-Investment of National Small Savings Fund	-	-	-	-	-	-	-
8008-Income and Expenditure on N.S.S. Fund	-	-	-	-	-	-	-
8009-State Provident Funds	12646926	14321180	9594046	4512212	10320513	28216595	12243431
<b>Total (b)</b>	<b>12646926</b>	<b>14321180</b>	<b>9594046</b>	<b>4512212</b>	<b>10320513</b>	<b>28216595</b>	<b>12243431</b>
<b>(c) Other Accounts -</b>							
8010-Trusts and Endowments	-	-	-	-	-	-	-
8011-Insurance and Pension Funds	93620	175093	444001	275445	9616317	2771619	2145224
8012-Special Deposits and Accounts	-	-	-	-	-	-	-
8013-Other Deposits and Accounts	-	-	-	-	-	-	-
<b>Total (c)</b>	<b>93620</b>	<b>175093</b>	<b>444001</b>	<b>275445</b>	<b>9616317</b>	<b>2771619</b>	<b>2145224</b>
<b>(d) Other Saving Schemes-</b>							
8031-Other Saving Deposit	-	-	-	-	65	63243013	-
<b>Total (d)</b>	<b>0</b>	<b>0</b>	<b>0</b>	<b>0</b>	<b>65</b>	<b>63243013</b>	<b>0</b>
<b>TOTAL : I-Small Savings, Provident Funds, etc.</b>	<b>12740546</b>	<b>14496273</b>	<b>10038047</b>	<b>4787657</b>	<b>19936895</b>	<b>94231227</b>	<b>14388655</b>
<b>J. RESERVE FUNDS -</b>							
<b>(a) Reserve Funds bearing interest -</b>							
8115-Depreciation/Renewal Reserve Funds	590036	-	-	-	307	-	-
8116-Revenue Reserve Funds	-	-	-	-	-	-	-
8117-Development Funds	-	-	-	-	-	-	-
8118-Capital Reserve Funds	-	-	-	-	-	-	-
8119-Railway Safety Funds	-	-	-	-	-	-	-
8121-General and other Reserve Funds	3068	-	1050800	-	-	(A) 1965820	-
<b>Total (a)</b>	<b>593104</b>	<b>0</b>	<b>1050800</b>	<b>0</b>	<b>307</b>	<b>1965820</b>	<b>0</b>
<b>(b) Reserve Funds not bearing interest -</b>						(B)	
8222-Sinking Funds	399157	-	-	-	1145	2369687	-
8223-Famine Relief Fund	-	-	-	-	-	-	2929
8224-Central Road Fund	-	-	-	-	-	-	-
8225-Roads and Bridges Fund	-	-	-	-	-	-	-
8226-Depreciation/Renewal Reserve Funds	-	-	-	-	-	-	3100
8228-Revenue Reserve Funds	-	-	-	-	-	-	3392
8229-Development and Welfare Funds	4087	2594208	715388	-	4123640	75273	3963241
8230-Special Railway Safety Fund	-	-	-	-	-	-	-
8231-Railway Safety Fund	-	-	-	-	-	-	-
8232-Rural Employment Guarantee Funds	-	-	-	-	-	-	-
8235-General and other Reserve Funds	1337201	1318650	65084	1983850	6216452	12488	3188000
<b>Total (b)</b>	<b>1740445</b>	<b>3912858</b>	<b>780472</b>	<b>1983850</b>	<b>10341237</b>	<b>2457448</b>	<b>7160662</b>
<b>TOTAL : J-RESERVE FUNDS</b>	<b>2333549</b>	<b>3912858</b>	<b>1831272</b>	<b>1983850</b>	<b>10341544</b>	<b>4423268</b>	<b>7160662</b>
<b>Carried over to page 144</b>	<b>15074095</b>	<b>18409131</b>	<b>11869319</b>	<b>6771507</b>	<b>30278439</b>	<b>98654495</b>	<b>21549317</b>

(A) Represent transfer to Calamity Relief Fund.

(B) Represent Interest on Investment made from Consolidated Sinking Fund.

**No.6 - ACCOUNT showing by MAJOR HEADS the RECEIPTS AND DISBURSEMENTS on account of PUBLIC ACCOUNT  
in respect of the UNION AND STATE GOVERNMENTS for the year ended 31st March, 2008-Contd.**

(In thousands of rupees)

DISBURSEMENTS	STATE GOVERNMENTS						
	Haryana	Himachal Pradesh	Jammu and Kashmir	Jharkhand	Karnataka	Kerala	Madhya Pradesh
<b>PART III PUBLIC ACCOUNT-</b>							
<b>I. SMALL SAVINGS, PROVIDENT FUNDS ETC. -</b>							
<b>(a) Small Savings -</b>							
8001-Savings Deposits	-	-	-	-	-	-	-
8002-Savings Certificates	-	-	-	-	-	-	-
<b>Total (a)</b>	<b>0</b>	<b>0</b>	<b>0</b>	<b>0</b>	<b>0</b>	<b>0</b>	<b>0</b>
<b>(b) Provident Funds -</b>							
8006-Public Provident Funds	-	-	-	-	-	-	-
8007-Investment of National Small Savings Fund	-	-	-	-	-	-	-
8008-Income and Expenditure on N.S.S. Fund	-	-	-	-	-	-	-
8009-State Provident Funds	9560665	9023382	6333441	2661689	6271872	16951726	11177362
<b>Total (b)</b>	<b>9560665</b>	<b>9023382</b>	<b>6333441</b>	<b>2661689</b>	<b>6271872</b>	<b>16951726</b>	<b>11177362</b>
<b>(c) Other Accounts -</b>							
8010-Trusts and Endowments	-	-	-	-	-	-	-
8011-Insurance and Pension Funds	186677	68692	288777	507076	6181223	612230	1278679
8012-Special Deposits and Accounts	-	-	-	-	-	-	-
8013-Other Deposits and Accounts	-	-	-	-	-	-	-
<b>Total (c)</b>	<b>186677</b>	<b>68692</b>	<b>288777</b>	<b>507076</b>	<b>6181223</b>	<b>612230</b>	<b>1278679</b>
<b>(d) Other Saving Schemes-</b>							
8031-Other Saving Deposit	-	-	-	-	17	63432183	-
<b>Total (d)</b>	<b>0</b>	<b>0</b>	<b>0</b>	<b>0</b>	<b>17</b>	<b>63432183</b>	<b>0</b>
<b>TOTAL : I-Small Savings, Provident Funds, etc.</b>	<b>9747342</b>	<b>9092074</b>	<b>6622218</b>	<b>3168765</b>	<b>12453112</b>	<b>80996139</b>	<b>12456041</b>
<b>J. RESERVE FUNDS -</b>							
<b>(a) Reserve Funds bearing interest -</b>							
8115-Depreciation/Renewal Reserve Funds	508000	-	-	-	723	-	-
8116-Revenue Reserve Funds	-	-	-	-	-	-	-
8117-Development Funds	-	-	-	-	-	-	-
8118-Capital Reserve Funds	-	-	-	-	-	-	-
8119-Railway Safety Funds	-	-	-	-	-	-	-
8121-General and other Reserve Funds	2000	-	242822	-	-	(A) 2009672	-
<b>Total (a)</b>	<b>510000</b>	<b>0</b>	<b>242822</b>	<b>0</b>	<b>723</b>	<b>2009672</b>	<b>0</b>
<b>(b) Reserve Funds not bearing interest -</b>							
8222-Sinking Funds	399157	-	-	-	1000820	(B) 3175587	-
8223-Famine Relief Fund	-	-	-	-	-	-	-
8224-Central Road Fund	-	-	-	-	-	-	-
8225-Roads and Bridges Fund	-	-	-	-	-	-	-
8226-Depreciation/Renewal Reserve Funds	-	-	-	-	-	-	-
8228-Revenue Reserve Funds	-	-	-	-	-	-	-
8229-Development and Welfare Funds	3510	-	290640	-	145605	20594	3303040
8230-Special Railway Safety Fund	-	-	-	-	-	-	-
8231-Railway Safety Fund	-	-	-	-	-	-	-
8232-Rural Employment Guarantee Fund	-	-	-	-	-	-	-
8235-General and other Reserve Funds	1268646	1315226	91	648550	1698569	12488	5198841
<b>Total (b)</b>	<b>1671313</b>	<b>1315226</b>	<b>290731</b>	<b>648550</b>	<b>2844994</b>	<b>3208669</b>	<b>8501881</b>
<b>TOTAL : J - RESERVE FUNDS</b>	<b>2181313</b>	<b>1315226</b>	<b>533553</b>	<b>648550</b>	<b>2845717</b>	<b>5218341</b>	<b>8501881</b>
<b>Carried over to page 145</b>	<b>11928655</b>	<b>10407300</b>	<b>7155771</b>	<b>3817315</b>	<b>15298829</b>	<b>86214480</b>	<b>20957922</b>

(A) Represents transfer from Calamity Relief Fund.

(B) Represents investment from balances in Consolidated Sinking Fund.

**No.6 - ACCOUNT showing by MAJOR HEADS the RECEIPTS AND DISBURSEMENTS on account of PUBLIC ACCOUNT  
in respect of the UNION AND STATE GOVERNMENTS for the year ended 31st March, 2008-Contd.**

RECEIPTS	STATE GOVERNMENTS					
	Maharashtra	Manipur	Meghalaya	Mizoram	Nagaland	Orissa
(In thousands of rupees)						
<b>PART III PUBLIC ACCOUNT-</b>						
<b>I. SMALL SAVINGS, PROVIDENT FUNDS ETC.-</b>						
<b>(a) Small Savings -</b>						
8001-Savings Deposits	-	-	-	-	-	-
8002-Savings Certificates	-	-	-	-	-	-
<b>Total (a)</b>	<b>0</b>	<b>0</b>	<b>0</b>	<b>0</b>	<b>0</b>	<b>0</b>
<b>(b) Provident Funds -</b>						
8006-Public Provident Funds	-	-	-	-	-	-
8007-Investment of National Small Savings Fund	-	2034505	-	-	-	-
8008-Income and Expenditure on N.S.S. Fund	-	-	-	-	-	-
8009-State Provident Funds	18617109	1277536	1014598	2676208	1328890	20998963
<b>Total (b)</b>	<b>18617109</b>	<b>3312041</b>	<b>1014598</b>	<b>2676208</b>	<b>1328890</b>	<b>20998963</b>
<b>(c) Other Accounts -</b>						
8010-Trusts and Endowments	-	-	-	-	-	-
8011-Insurance and Pension Funds	1982471	17035	1	60944	25323	45084
8012-Special Deposits and Accounts	-	-	-	-	-	-
8013-Other Deposits and Accounts	-	-	-	-	-	-
<b>Total (c)</b>	<b>1982471</b>	<b>17035</b>	<b>1</b>	<b>60944</b>	<b>25323</b>	<b>45084</b>
<b>(d) Other Saving Schemes-</b>						
8031-Other Saving Deposit	-	-	-	-	-	-
<b>Total (d)</b>	<b>0</b>	<b>0</b>	<b>0</b>	<b>0</b>	<b>0</b>	<b>0</b>
<b>TOTAL : I-Small Savings, Provident Funds, etc.</b>	<b>20599580</b>	<b>3329076</b>	<b>1014599</b>	<b>2737152</b>	<b>1354213</b>	<b>21044047</b>
<b>J. RESERVE FUNDS -</b>						
<b>(a) Reserve Funds bearing interest -</b>						
8115-Depreciation/Renewal Reserve Funds	-	-	-	-	-	-
8116-Revenue Reserve Funds	-	-	-	-	-	-
8117-Development Funds	-	-	-	-	-	-
8118-Capital Reserve Funds	-	-	-	-	-	-
8119-Railway Safety Funds	-	-	-	-	-	-
8121-General and other Reserve Funds	771931	-	-	-	-	-
<b>Total (a)</b>	<b>771931</b>	<b>0</b>	<b>0</b>	<b>0</b>	<b>0</b>	<b>0</b>
<b>(b) Reserve Funds not bearing interest -</b>						
8222-Sinking Funds	11759414	-	117068	140000	181800	7000724
(A)						
8223-Famine Relief Fund	-127180	-	-	-	-	-
8224-Central Road Fund	-	-	-	-	-	-
(A)						
8225-Roads and Bridges Fund	-92598852	-	-	-	-	-
8226-Depreciation/Renewal Reserve Funds	-147172	-	-	-	-	-
8228-Revenue Reserve Funds	-	-	-	-	-	-
8229-Development and Welfare Funds	-14394220	-	20	-	-	7548
8230-Special Railway Safety Fund	-	-	-	-	-	-
8231-Railway Safety Fund	-	-	-	-	-	-
8232-Rural Employment Guarantee Funds	-	-	-	-	-	-
8235-General and other Reserve Funds	2780550	133266	119500	157908	168424	3311667
<b>Total (b)</b>	<b>-92727460</b>	<b>133266</b>	<b>236588</b>	<b>297908</b>	<b>350224</b>	<b>10319939</b>
<b>TOTAL : J-RESERVE FUNDS</b>	<b>-9195529</b>	<b>133266</b>	<b>236588</b>	<b>297908</b>	<b>350224</b>	<b>10319939</b>
<b>Carried over to page 146</b>	<b>-71355949</b>	<b>3462342</b>	<b>1251187</b>	<b>3035060</b>	<b>1704437</b>	<b>31363986</b>

(A) Minus credit is due to transfer of balances to Revenue Account owing to closure of non-operational Reserve Fund.

**No.6 - ACCOUNT showing by MAJOR HEADS the RECEIPTS AND DISBURSEMENTS on account of PUBLIC ACCOUNT  
in respect of the UNION AND STATE GOVERNMENTS for the year ended 31st March, 2008-Contd.**

(In thousands of rupees)

DISBURSEMENTS	STATE GOVERNMENTS					
	Maharashtra	Manipur	Meghalaya	Mizoram	Nagaland	Orissa
<b>PART III PUBLIC ACCOUNT-</b>						
<b>I. SMALL SAVINGS, PROVIDENT FUNDS ETC.-</b>						
<b>(a) Small Savings -</b>						
8001-Savings Deposits	-	-	-	-	-	-
8002-Savings Certificates	-	-	-	-	-	-
<b>Total (a)</b>	<b>0</b>	<b>0</b>	<b>0</b>	<b>0</b>	<b>0</b>	<b>0</b>
<b>(b) Provident Funds -</b>						
8006-Public Provident Funds	-	-	-	-	-	-
8007-Investment of National Small Savings Fund	-	35275	-	-	-	-
8008-Income and Expenditure on N.S.S. Fund	-	-	-	-	-	-
8009-State Provident Funds	12870479	748516	556300	992878	1206544	16997300
<b>Total (b)</b>	<b>12870479</b>	<b>783791</b>	<b>556300</b>	<b>992878</b>	<b>1206544</b>	<b>16997300</b>
<b>(c) Other Accounts -</b>						
8010-Trusts and Endowments	-	-	-	-	-	-
8011-Insurance and Pension Funds	882102	21972	-	21591	17819	48089
8012-Special Deposits and Accounts	-	-	-	-	-	-
8013-Other Deposits and Accounts	-	-	-	-	-	-
<b>Total (c)</b>	<b>882102</b>	<b>21972</b>	<b>0</b>	<b>21591</b>	<b>17819</b>	<b>48089</b>
<b>(d) Other Saving Schemes-</b>						
8031-Other Saving Deposit	-	-	-	-	-	-
<b>Total (d)</b>	<b>0</b>	<b>0</b>	<b>0</b>	<b>0</b>	<b>0</b>	<b>0</b>
<b>TOTAL : I-Small Savings, Provident Funds, etc.</b>	<b>13752581</b>	<b>805763</b>	<b>556300</b>	<b>1014469</b>	<b>1224363</b>	<b>17045389</b>
<b>J. RESERVE FUNDS -</b>						
<b>(a) Reserve Funds bearing interest -</b>						
8115-Depreciation/Renewal Reserve Funds	-	-	-	-	-	-
8116-Revenue Reserve Funds	-	-	-	-	-	-
8117-Development Funds	-	-	-	-	-	-
8118-Capital Reserve Funds	-	-	-	-	-	-
8119-Railway Safety Funds	-	-	-	-	-	-
8121-General and other Reserve Funds	532857	-	-	-	-	-
<b>Total (a)</b>	<b>532857</b>	<b>0</b>	<b>0</b>	<b>0</b>	<b>0</b>	<b>0</b>
<b>(b) Reserve Funds not bearing interest -</b>						
8222-Sinking Funds	11759414	-	207492	140000	181800	7000231
(A)						
8223-Famine Relief Fund	-23837	-	-	-	-	-
8224-Central Road Fund	-	-	-	-	-	-
8225-Roads and Bridges Fund	-	-	-	-	-	-
8226-Depreciation/Renewal Reserve Funds	(A) -2406	-	-	-	-	-
8228-Revenue Reserve Funds	-	-	-	-	-	-
8229-Development and Welfare Funds	10165162	-	-	-	-	12000
8230-Special Railway Safety Fund	-	-	-	-	-	-
8231-Railway Safety Fund	-	-	-	-	-	-
8232-Rural Employment Guarantee Fund	-	-	-	-	-	-
8235-General and other Reserve Funds	2780550	94523	122592	218457	122174	4164900
<b>Total (b)</b>	<b>24678883</b>	<b>94523</b>	<b>330084</b>	<b>358457</b>	<b>303974</b>	<b>11177131</b>
<b>TOTAL : J - RESERVE FUNDS</b>	<b>25211740</b>	<b>94523</b>	<b>330084</b>	<b>358457</b>	<b>303974</b>	<b>11177131</b>
Carried over to page 147	38964321	900286	886384	1372926	1528337	28222520

(A) Minus debit is due to transfer of balances to Revenue Account owing to closure of non-operational Reserve Fund.

**No.6 - ACCOUNT showing by MAJOR HEADS the RECEIPTS AND DISBURSEMENTS on account of PUBLIC ACCOUNT  
in respect of the UNION AND STATE GOVERNMENTS for the year ended 31st March, 2008-Contd.**

RECEIPTS	STATE GOVERNMENTS								Total
	Punjab	Rajasthan	Sikkim	Tamil Nadu	Tripura	Uttar Pradesh	Uttarakhand	West Bengal	
(In thousands of rupees)									
<b>PART III PUBLIC ACCOUNT-</b>									
<b>I. SMALL SAVINGS, PROVIDENT FUNDS ETC. -</b>									
<b>(a) Small Savings -</b>									
8001-Savings Deposits	-	-	-	-	-	-	-	-	1052858811
8002-Savings Certificates	-	-	-	-	-	-	-	-	213659368
<b>Total (a)</b>	<b>0</b>	<b>0</b>	<b>0</b>	<b>0</b>	<b>0</b>	<b>0</b>	<b>0</b>	<b>0</b>	<b>1266518179</b>
<b>(b) Provident Funds -</b>									
8006-Public Provident Funds	-	-	-	-	-	-	-	-	210570008
8007-Investment of National Small Savings Fund	-	-	-	-	-	-	-	-	187590925
8008-Income and Expenditure on N.S.S. Fund	-	-	-	-	-	-	-	-	633187426
8009-State Provident Funds	18389442	18350102	833485	33945905	3961924	51529288	4365908	12407524	545310916
<b>Total (b)</b>	<b>18389442</b>	<b>18350102</b>	<b>833485</b>	<b>33945905</b>	<b>3961924</b>	<b>51529288</b>	<b>4365908</b>	<b>12407524</b>	<b>1576659275</b>
<b>(c) Other Accounts -</b>									
8010-Trusts and Endowments	-	-	-	(A)	-	-	-	(B)	-1
8011-Insurance and Pension Funds	357572	10085386	8860	-2	34027	1591249	126824	173175	77878565
8012-Special Deposits and Accounts	-	-	-	-	-	-	-	-	398357751
8013-Other Deposits and Accounts	-	-	-	-	-	-	-	-	43933
<b>Total (c)</b>	<b>357572</b>	<b>10085386</b>	<b>8860</b>	<b>-2</b>	<b>34027</b>	<b>1591249</b>	<b>126824</b>	<b>173175</b>	<b>476280248</b>
<b>(d) Other Saving Schemes-</b>									
8031-Other Saving Deposit	-	-	-	816835	-	-	-	-	64059913
<b>Total (d)</b>	<b>0</b>	<b>0</b>	<b>0</b>	<b>816835</b>	<b>0</b>	<b>0</b>	<b>0</b>	<b>0</b>	<b>64059913</b>
<b>TOTAL : I-Small Savings, Provident Funds, etc.</b>	<b>18747014</b>	<b>28435488</b>	<b>842345</b>	<b>34762738</b>	<b>3995951</b>	<b>53120537</b>	<b>4492732</b>	<b>12580699</b>	<b>3383517615</b>
<b>J. RESERVE FUNDS -</b>									
<b>(a) Reserve Funds bearing interest -</b>									
8115-Depreciation/Renewal Reserve Funds	37086	18987	-	-	-	900000	-	-	59938132
8116-Revenue Reserve Funds	-	-	-	-	-	-	-	-	0
8117-Development Funds	-	-	-	-	-	-	-	-	26296393
8118-Capital Reserve Funds	-	-	-	-	-	-	-	-	115928266
8118-Capital Reserve Funds	-	-	-	-	-	-	-	-	0
8121-General and other Reserve Funds	5029230	-	-	1177	-	-	-	3033841	95322768
<b>Total (a)</b>	<b>5066316</b>	<b>18987</b>	<b>0</b>	<b>1177</b>	<b>0</b>	<b>900000</b>	<b>0</b>	<b>3033841</b>	<b>297485559</b>
<b>(b) Reserve Funds not bearing interest -</b>									
8222-Sinking Funds	-	-	117300	4947755	400000	30579270	859691	4225566	81222223
8223-Famine Relief Fund	-	-	-	101	-	-	-	-	-137110
8224-Central Road Fund	-	-	-	-	-	-	-	-	128300000
8225-Roads and Bridges Fund	-	2067600	-	-	-	-	-	2719145	-87012107
8226-Depreciation/Renewal Reserve Funds	-	-	-	1	-	301500	-	-	2482212
8228-Revenue Reserve Funds	-	-	-	-	-	-	-	-	11352
8229-Development and Welfare Funds	-	5334334	-	17727134	-	2222102	942604	-	139009515
8230-Special Railway Safety Fund	-	-	-	-	-	-	-	-	11650000
8231-Railway Safety Fund	-	-	-	-	-	-	-	-	7272570
8232-Rural Employment Guarantee Funds	-	1398150	-	-	-	-	-	-	121398150
8235-General and other Reserve Funds	-	12662238	523800	3261026	180694	6187346	100000	37498	150601155
<b>Total (b)</b>	<b>0</b>	<b>21462322</b>	<b>641100</b>	<b>25936017</b>	<b>580694</b>	<b>39290218</b>	<b>1902295</b>	<b>6982209</b>	<b>554797960</b>
<b>TOTAL : J-RESERVE FUNDS</b>	<b>5066316</b>	<b>21481309</b>	<b>641100</b>	<b>25937194</b>	<b>580694</b>	<b>40190218</b>	<b>1902295</b>	<b>10016050</b>	<b>852283519</b>
<b>Carried over to page 148</b>	<b>23813330</b>	<b>49916797</b>	<b>1483445</b>	<b>60699932</b>	<b>4576645</b>	<b>93310755</b>	<b>6395027</b>	<b>22596749</b>	<b>4235801134</b>

(A) Minus balance is under examination.

(B) Includes Rs. 46833 thousands by transfer credit from the Consolidated Fund.



## COMBINED FINANCE AND REVENUE ACCOUNTS OF THE UNION AND STATE GOVERNMENTS IN INDIA FOR THE YEAR 2007-08

## No.6 - ACCOUNT showing by MAJOR HEADS the RECEIPTS AND DISBURSEMENTS on account of PUBLIC ACCOUNT in respect of the UNION AND STATE GOVERNMENTS for the year ended 31st March, 2008-Contd.

DISBURSEMENTS	STATE GOVERNMENTS								Total
	Punjab	Rajasthan	Sikkim	Tamil Nadu	Tripura	Uttar Pradesh	Uttarakhand	West Bengal	
(In thousands of rupees)									
<b>PART III PUBLIC ACCOUNT-</b>									
<b>I. SMALL SAVINGS, PROVIDENT FUNDS ETC.-</b>									
<b>(a) Small Savings -</b>									
8001-Savings Deposits	-	-	-	-	-	-	-	-	1150779572
8002-Savings Certificates	-	-	-	-	-	-	-	-	251750521
<b>Total (a)</b>	<b>0</b>	<b>0</b>	<b>0</b>	<b>0</b>	<b>0</b>	<b>0</b>	<b>0</b>	<b>0</b>	<b>1402530093</b>
<b>(b) Provident Funds -</b>									
8006-Public Provident Funds	-	-	-	-	-	-	-	-	84783768
8007-Investment of National Small Savings Fund	-	-	-	-	-	-	-	-	139009635
8008-Income and Expenditure on N.S.S. Fund	-	-	-	-	-	-	-	-	669443566
8009-State Provident Funds	12222591	11922526	697174	30189808	3369786	27635848	2786888	9127169	398111907
<b>Total (b)</b>	<b>12222591</b>	<b>11922526</b>	<b>697174</b>	<b>30189808</b>	<b>3369786</b>	<b>27635848</b>	<b>2786888</b>	<b>9127169</b>	<b>1291348876</b>
<b>(c) Other Accounts -</b>									
8010-Trusts and Endowments	-	-	-	-	-	-	-	-	0
8011-Insurance and Pension Funds	166113	5328745	5315	-	54416	971150	157907	264080	37822353
8012-Special Deposits and Accounts	-	-	-	-	-	-	-	-	135123151
8013-Other Deposits and Accounts	-	-	-	-	-	-	-	-	2744218
<b>Total (c)</b>	<b>166113</b>	<b>5328745</b>	<b>5315</b>	<b>0</b>	<b>54416</b>	<b>971150</b>	<b>157907</b>	<b>264080</b>	<b>175689722</b>
<b>(d) Other Saving Schemes-</b>									
8031-Other Saving Deposit	-	-	-	739694	-	-	-	-	64171894
<b>Total (d)</b>	<b>0</b>	<b>0</b>	<b>0</b>	<b>739694</b>	<b>0</b>	<b>0</b>	<b>0</b>	<b>0</b>	<b>64171894</b>
<b>TOTAL : I-Small Savings, Provident Funds, etc.</b>	<b>12388704</b>	<b>17251271</b>	<b>702489</b>	<b>30929502</b>	<b>3424202</b>	<b>28606998</b>	<b>2944795</b>	<b>9391249</b>	<b>2933740585</b>
<b>J. RESERVE FUNDS -</b>									
<b>(a) Reserve Funds bearing interest -</b>									
8115-Depreciation/Renewal Reserve Funds	-	-	-	-	-	-	-	-	58268142
8116-Revenue Reserve Funds	-	-	-	-	-	-	-	-	0
8117-Development Funds	-	-	-	-	-	-	-	-	20751726
8118-Capital Reserve Funds	-	-	-	-	-	-	-	-	68193530
8119-Railway Safety Funds	-	-	-	-	-	-	-	-	0
8121-General and other Reserve Funds	2034656	-	-	-	-	-	-	5180260	85898689
<b>Total (a)</b>	<b>2034656</b>	<b>0</b>	<b>0</b>	<b>0</b>	<b>0</b>	<b>0</b>	<b>0</b>	<b>5180260</b>	<b>237112087</b>
<b>(b) Reserve Funds not bearing interest -</b>									
8222-Sinking Funds	-	3500000	117300	5188313	400000	-	830000	4226462	56235551
8223-Famine Relief Fund	-	-	-	-	-	-	-	-	-23837
8224-Central Road Fund	-	-	-	-	-	-	-	-	125442406
8225-Roads and Bridges Fund	-	(A) 2271254	-	-	-	-	-	(C) 3110113	5997218
8226-Depreciation/Renewal Reserve Funds	-	-	-	-	-	125819	-	-	2499460
8228-Revenue Reserve Funds	-	-	-	-	-	-	-	-	0
8229-Development and Welfare Funds	-	7828	-	16729538	-	871056	1604354	-	141979784
8230-Special Railway Safety Fund	-	-	-	-	-	-	-	-	13967567
8231-Railway Safety Fund	-	-	-	-	-	-	-	-	5333495
8232-Rural Employment Guarantee Fund	-	1167779	-	-	-	-	-	-	121167779
8235-General and other Reserve Funds	-	3541596	314005	2722024	229315	6725515	100000	291651	96709787
<b>Total (b)</b>	<b>0</b>	<b>10488457</b>	<b>431305</b>	<b>24639875</b>	<b>629315</b>	<b>7722390</b>	<b>2534354</b>	<b>7628226</b>	<b>569309210</b>
<b>TOTAL : J - RESERVE FUNDS</b>	<b>2034656</b>	<b>10488457</b>	<b>431305</b>	<b>24639875</b>	<b>629315</b>	<b>7722390</b>	<b>2534354</b>	<b>12808486</b>	<b>806421297</b>
Carried over to page 149	14423360	27739726	1133794	55569377	4053517	36329388	5479149	22199735	3740161882

(A) It includes Rs. 500000 thousands transferred to Major Head 8443-106

(B) Represents transfer from Consolidated Sinking Fund

(C) Represents transfer to Reserve Fund from Major Head "3054-Roads and Bridges" and "5054-Capital Outlay, on Roads and Bridges"

**No.6 - ACCOUNT showing by MAJOR HEADS the RECEIPTS AND DISBURSEMENTS on account of PUBLIC ACCOUNT  
in respect of the UNION AND STATE GOVERNMENTS for the year ended 31st March, 2008-Contd.**

RECEIPTS	Union Government	U.T. Govt. Puducherry	STATE GOVERNMENTS						
			Andhra Pradesh	Arunachal Pradesh	Assam	Bihar	Chhattisgarh	Goa	Gujarat
Brought forward from page 134	3701043433	2942466	36861736	1322071	11137521	14755152	8150816	1928462	22799431
<b>K. DEPOSITS AND ADVANCES -</b>									
<b>(a) Deposits bearing Interests-</b>									
8336-Civil Deposits	302778	-	-	-	-	-	-	406548	14001566
8337-Deposits of Railways	6024	-	-	-	-	-	-	-	-
8338-Deposits of Local Funds	-	-	5475244	-	-	-	-	-	-
8342-Other Deposits	139368009	9878	6009215	-	-	88	256337	110895	23978
<b>Total (a)</b>	<b>139676811</b>	<b>9878</b>	<b>11484459</b>	<b>0</b>	<b>0</b>	<b>88</b>	<b>256337</b>	<b>517443</b>	<b>14025544</b>
<b>(b) Deposits not bearing interests-</b>									
8443-Civil Deposits	105625477	1214205	170898127	1898317	21488466	18928364	17699597	958463	24828714
8444-Defence Deposits	21427808	-	-	-	-	-	-	-	-
8445-Railway Deposits	101173566	-	-	-	-	-	-	-	-
8446-Postal Deposits	61511495	-	-	-	-	-	-	-	-
8447-Telecommunication Deposits	1446	-	-	-	-	-	-	-	-
8448-Deposits of Local Funds	165064	799962	71862021	-	335	14277657	351	-	97768905
8449-Other Deposits	-190005561	30	44406772	-	-	10951314	-	3672	4187992
8450-Balance Account of Union Territories	120131574	-	-	-	-	-	-	-	-
8451-Bhopal Gas leak disaster relief Fund	6527	-	-	-	-	-	-	-	-
8452-National Investment Fund	16510000	-	-	-	-	-	-	-	-
<b>Total (b)</b>	<b>236547396</b>	<b>2014197</b>	<b>287166920</b>	<b>1898317</b>	<b>21488801</b>	<b>44157335</b>	<b>17699948</b>	<b>962135</b>	<b>126785611</b>
<b>(c) Advances -</b>									
8550-Civil Advances	53757406	2759	1880484	604447	5903151	688264	3437183	66212	2040906
8551-Defence Advances	247232037	-	-	-	-	-	-	-	-
8552-Railway Advances	171370	-	-	-	-	-	-	-	-
8553-Postal Advances	19724981	-	-	-	-	-	-	-	-
8554-Telecommunication Advances	50942	-	-	-	-	-	-	-	-
<b>Total (c)</b>	<b>320936736</b>	<b>2759</b>	<b>1880484</b>	<b>604447</b>	<b>5903151</b>	<b>688264</b>	<b>3437183</b>	<b>66212</b>	<b>2040906</b>
<b>TOTAL : K - DEPOSITS AND ADVANCES</b>	<b>697160943</b>	<b>2026834</b>	<b>300531863</b>	<b>2502764</b>	<b>27391952</b>	<b>44845687</b>	<b>21393468</b>	<b>1545790</b>	<b>142852061</b>
<b>L. SUSPENSE AND MISCELLANEOUS-</b>									
<b>(a) Coinage Accounts-</b>									
8656-Coinage Accounts	76	-	-	-	-	-	-	-	-
<b>(b) Suspense-</b>			(A)		(B)				
8658-Suspense Accounts	106892831	1415773	-20673455	4428979	-50863	1900686	1382519	590330	19332
8659-Suspense Account Defence	1767255	-	-	-	-	-	-	-	-
8660-Suspense Account Railways	825215	-	-	-	-	-	-	-	-
8661-Suspense Account (Postal)	21155105	-	-	-	-	-	-	-	-
8662-Suspense Account Telecommunications	1558629	-	-	-	-	-	-	-	-
8663-Accounting Adjustment Suspense	-	-	-	-	-	-	-	-	-
<b>Total Suspense</b>	<b>132199035</b>	<b>1415773</b>	<b>-20673455</b>	<b>4428979</b>	<b>-50863</b>	<b>1900686</b>	<b>1382519</b>	<b>590330</b>	<b>19332</b>
<b>(c) Other Accounts -</b>									
8670-Cheques and Bills	52539732	1854697	127478815	-	25969	-	98649812	16283290	189602628
8671-Departmental Balances	396273	1177	7274	94120	354321	3152985	287901	83890	40378
8672-Permanent Cash Imprest	-	-	3	-	-	-	-	1	1
8673-Cash Balance Investment Account	-	-	728004969	111477600	930947450	727506681	286252852	72120922	998432816
8674-Security Deposits made by Government	-	-	-	-	-	-	-	1497	698
8675-Deposits with Reserve Bank	-	-	-	-	-	-	-	-	-
8677-Remittances into Banks/Treasuries	-	-	-	-	-	-	-	-	-
<b>Total (c)</b>	<b>52936005</b>	<b>1855874</b>	<b>855491061</b>	<b>111571720</b>	<b>931327740</b>	<b>730659666</b>	<b>385390565</b>	<b>88489600</b>	<b>1188076521</b>
<b>Total : L-SUSPENSE AND MISCELLANEOUS (a+b+c)</b>	<b>185135116</b>	<b>3271647</b>	<b>834817606</b>	<b>116000699</b>	<b>931276877</b>	<b>732560352</b>	<b>386773084</b>	<b>89079930</b>	<b>1188095853</b>
Carried over to page 150	4398204376	4969300	337393599	3824835	38529473	59600839	29544284	3474252	165651492

(A) Minus credits/debits are due to to misclassification of earlier years.

(B) Minus figures due to adjustment of earlier years.

**No.6 - ACCOUNT showing by MAJOR HEADS the RECEIPTS AND DISBURSEMENTS on account of PUBLIC ACCOUNT  
in respect of the UNION AND STATE GOVERNMENTS for the year ended 31st March, 2008-Contd.**

DISBURSEMENTS	Union Government	U.T. Govt Puducherry	STATE GOVERNMENTS						(In thousands of rupees)	
			Andhra Pradesh	Arunachal Pradesh	Assam	Bihar	Chhattisgarh	Goa	Gujarat	
<b>Brought forward from page 135</b>	<b>3274412102</b>	<b>420965</b>	<b>24937847</b>	<b>1792054</b>	<b>6344163</b>	<b>12517059</b>	<b>5821587</b>	<b>1041328</b>	<b>18291683</b>	
<b>K. DEPOSITS AND ADVANCES -</b>										
<b>(a) Deposits bearing Interests-</b>										
8336-Civil Deposits	4158	-	-	-	-	-	-	112669	8969841	
8337-Deposits of Railways	5043	-	-	-	-	-	-	-	-	
8338-Deposits of Local Funds	-	-	8248471	-	-	-	-	-	-	
8342-Other Deposits	94139358	-	9535784	-	-	-	86481	-	26104	
<b>Total (a)</b>	<b>94148559</b>	<b>0</b>	<b>17784255</b>	<b>0</b>	<b>0</b>	<b>0</b>	<b>86481</b>	<b>112669</b>	<b>8995945</b>	
<b>(b) Deposits not bearing interests-</b>										
8443-Civil Deposits	101152366	153204	142919295	894837	20073261	14279612	13447825	673763	22647328	
8444-Defence Deposits	20439368	-	-	-	-	-	-	-	-	
8445-Railway Deposits	88616776	-	-	-	-	-	-	-	-	
8446-Postal Deposits	58313502	-	-	-	-	-	-	-	-	
8447-Telecommunication Deposits	2314	-	-	-	-	-	-	-	-	
8448-Deposits of Local Funds	161308	2	65784707	-	-	12912618	-	-	93592053	
8449-Other Deposits	1358605	-	38017417	-	-	-	-	3646	2047841	
8450-Balance Account of Union Territories	144355542	-	-	-	-	-	-	-	-	
8451-Bhopal Gas leak Disaster Relief Fund	191213	-	-	-	-	-	-	-	-	
8452-National Investment Fund	16510000	-	-	-	-	-	-	-	-	
<b>Total (b)</b>	<b>431100994</b>	<b>153206</b>	<b>246721419</b>	<b>894837</b>	<b>20073261</b>	<b>27192230</b>	<b>13447825</b>	<b>677409</b>	<b>118287222</b>	
<b>(c) Advances -</b>										
8550-Civil Advances	52892603	7656	1865893	601144	12935695	653083	3441454	65828	2040900	
8551-Defence Advances	258149365	-	-	-	-	-	-	-	-	
8552-Railway Advances	195786	-	-	-	-	-	-	-	-	
8553-Postal Advances	20908439	-	-	-	-	-	-	-	-	
8554-Telecommunication Advances	42022	-	-	-	-	-	-	-	-	
<b>Total (c)</b>	<b>332188215</b>	<b>7656</b>	<b>1865893</b>	<b>601144</b>	<b>12935695</b>	<b>653083</b>	<b>3441454</b>	<b>65828</b>	<b>2040900</b>	
<b>TOTAL : K - DEPOSITS AND ADVANCES</b>	<b>857437768</b>	<b>160862</b>	<b>266371567</b>	<b>1495981</b>	<b>33008956</b>	<b>27845313</b>	<b>16975760</b>	<b>855906</b>	<b>129324067</b>	
<b>L. SUSPENSE AND MISCELLANEOUS-</b>										
<b>(a) Coinage Accounts-</b>										
8656-Coinage Accounts	-	-	-	-	-	-	-	-	-	
<b>(b) Suspense-</b>										
8658-Suspense Accounts	38887393	871933	-19251509 <sup>(A)</sup>	2524895	431907	2282905	-117346	753886	-1806	
8659-Suspense Account Defence	10585575	-	-	-	-	-	-	-	-	
8660-Suspense Account Railways	2364962	-	-	-	-	-	-	-	-	
8661-Suspense Account (Posted)	7956560	-	-	-	-	-	-	-	-	
8662-Suspense Account Telecommunications	396924	-	-	-	-	-	-	-	-	
8663-Accounting Adjustment Suspense	-	-	-	-	-	-	-	-	-	
<b>Total : Suspense</b>	<b>60191414</b>	<b>871933</b>	<b>-19251509</b>	<b>2524895</b>	<b>431907</b>	<b>2282905</b>	<b>-117346</b>	<b>753886</b>	<b>-1806</b>	
<b>(c) Other Accounts -</b>										
8670-Cheques and Bills	20048751	301	124749601	-	25969	-	98807651	15103065	192927040	
8671-Departmental Balances	4018124	2484	7457	98323	331368	2227697	343695	83890	40527	
8672-Permanent Cash Imprest	170037	3233	26	-	75	1096	1170	41	1	
8673-Cash Balance Investment Account	-	-	757594678	119542900	949917686	749951955	290309199	75120562	1030071770	
8674-Security Deposits made by Government	199617	3574	-	-	-	-	-	121282	975826	
8675-Deposits with Reserve Bank	(B)	-	-	-	-	-	-	-	-	
8677-Remittances into Banks/Treasuries	7084371	-	-	-	-	-	-	-	-	
<b>Total (c)</b>	<b>31520900</b>	<b>9592</b>	<b>882351762</b>	<b>119641223</b>	<b>950275098</b>	<b>752180748</b>	<b>389461715</b>	<b>90428840</b>	<b>1224015164</b>	
<b>Total : L-SUSPENSE AND MISCELLANEOUS (a+b+c)</b>	<b>91712314</b>	<b>881525</b>	<b>863100253</b>	<b>122166118</b>	<b>950707005</b>	<b>754463653</b>	<b>389344369</b>	<b>91182726</b>	<b>1224013358</b>	
<b>Carried over to page 151</b>										
<b>Carried over to page 151</b>	<b>4131849870</b>	<b>581827</b>	<b>291309414</b>	<b>3288035</b>	<b>39353119</b>	<b>40362372</b>	<b>22797347</b>	<b>1897234</b>	<b>147615750</b>	

(A) Minus credits/debits are due to rectification of misclassification of earlier years.

(B) Net Debit of Rs. 13475248 thousands transferred to N-Cash Balance.

**No.6 - ACCOUNT showing by MAJOR HEADS the RECEIPTS AND DISBURSEMENTS on account of PUBLIC ACCOUNT  
in respect of the UNION AND STATE GOVERNMENTS for the year ended 31st March, 2008-Contd.**

RECEIPTS	STATE GOVERNMENTS						
	Haryana	Himachal Pradesh	Jammu and Kashmir	Jharkhand	Karnataka	Kerala	Madhya Pradesh
<b>Brought forward from page 136</b>	<b>15074095</b>	<b>18409131</b>	<b>11869319</b>	<b>6771507</b>	<b>30278439</b>	<b>98654495</b>	<b>21549317</b>
<b>K. DEPOSITS AND ADVANCES -</b>							
<b>(a) Deposits bearing interests-</b>							
8336-Civil Deposits	-	-	-	-	-	-	-
8337-Deposits of Railways	-	-	-	-	-	-	-
8338-Deposits of Local Funds	-	-	-	-	2	-	-
8342-Other Deposits	169	278799	-	-	1269091	-	334472
<b>Total (a)</b>	<b>169</b>	<b>278799</b>	<b>0</b>	<b>0</b>	<b>1269093</b>	<b>0</b>	<b>334472</b>
<b>(b) Deposits not bearing interests-</b>							
8443-Civil Deposits	25952132	7803260	10528920	7321931	27553980	14535615	31343726
8444-Defence Deposits	-	-	-	-	-	-	-
8445-Railway Deposits	-	-	-	-	-	-	-
8446-Postal Deposits	-	-	-	-	-	-	-
8447-Telecommunication Deposits	-	-	-	-	-	-	-
8448-Deposits of Local Funds	548294	51427	4707627	12565693	136736741	27146903	2462684
8449-Other Deposits	602800	2883	1111300	11921800	33391170	294487	18750000
8450-Balance Account of Union Territories	-	-	-	-	-	-	-
8451-Bhopal Gas leak disaster relief Fund	-	-	-	-	-	-	-
8452-National Investment Fund	-	-	-	-	-	-	-
<b>Total (b)</b>	<b>27103226</b>	<b>7857570</b>	<b>16347847</b>	<b>31809424</b>	<b>197681891</b>	<b>41977005</b>	<b>52556410</b>
<b>(c) Advances -</b>							
8550-Civil Advances	757660	1723207	2179537	1156231	31895	14823	2478632
8551-Defence Advances	-	-	-	-	-	-	-
8552-Railway Advances	-	-	-	-	-	-	-
8553-Postal Advances	-	-	-	-	-	-	-
8554-Telecommunication Advances	-	-	-	-	-	-	-
<b>Total (c)</b>	<b>757660</b>	<b>1723207</b>	<b>2179537</b>	<b>1156231</b>	<b>31895</b>	<b>14823</b>	<b>2478632</b>
<b>TOTAL : K - DEPOSITS AND ADVANCES</b>	<b>27861055</b>	<b>9859576</b>	<b>18527384</b>	<b>32965655</b>	<b>198982879</b>	<b>41991828</b>	<b>55369514</b>
<b>L. SUSPENSE AND MISCELLANEOUS-</b>							
<b>(a) Coinage Accounts-</b>							
8656-Coinage Accounts	-	-	-	-	-	-	-
<b>(b) Suspense-</b>							
8658-Suspense Accounts	2242413	1826372	979923	493379	2231693	47441992	44186
8659-Suspense Account Defence	-	-	-	-	-	-	-
8660-Suspense Account Railways	-	-	-	-	-	-	-
8661-Suspense Account (Postal)	-	-	-	-	-	-	-
8662-Suspense Account Telecommunications	-	-	-	-	-	-	-
8663-Accounting Adjustment Suspense	-	-	-	-	-	-	-
<b>Total Suspense</b>	<b>2242413</b>	<b>1826372</b>	<b>979923</b>	<b>493379</b>	<b>2231693</b>	<b>47441992</b>	<b>44186</b>
<b>(c) Other Accounts -</b>							
8670-Cheques and Bills	677519	4114	998208	-	303909510	222262015	232643468
8671-Departmental Balances	1029467	992	284750	539834	341877	55850	370398
8672-Permanent Cash Imprest	-	-	-	-	-	1	10
8673-Cash Balance Investment Account	583601233	242076700	-	406879064	712350699	56093879	936156410
8674-Security Deposits made by Government	-	-	-	-	-	1887	-
8675-Deposits with Reserve Bank	-	-	-	-	-	-	-
8677-Remittances into Banks/Treasuries	-	-	-	-	-	-	-
<b>Total (c)</b>	<b>585308219</b>	<b>242081806</b>	<b>1282958</b>	<b>407418898</b>	<b>1016602086</b>	<b>278413632</b>	<b>1169170286</b>
<b>Total : L-SUSPENSE AND MISCELLANEOUS (a+b+c)</b>	<b>587550632</b>	<b>243908178</b>	<b>2262881</b>	<b>407912277</b>	<b>1018833779</b>	<b>325855624</b>	<b>1169214472</b>
<b>Carried over to page 152</b>	<b>42935150</b>	<b>28268707</b>	<b>30396703</b>	<b>39737162</b>	<b>229261318</b>	<b>140646323</b>	<b>76918831</b>

**No.6 - ACCOUNT showing by MAJOR HEADS the RECEIPTS AND DISBURSEMENTS on account of PUBLIC ACCOUNT  
in respect of the UNION AND STATE GOVERNMENTS for the year ended 31st March, 2008-Contd.**

(In thousands of rupees)

DISBURSEMENTS	STATE GOVERNMENTS						
	Haryana	Himachal Pradesh	Jammu and Kashmir	Jharkhand	Karnataka	Kerala	Madhya Pradesh
Brought forward from page 137	11928655	10407300	7155771	3817315	15298829	86214480	20957922
<b>K. DEPOSITS AND ADVANCES -</b>							
<b>(a) Deposits bearing Interests-</b>							
8336-Civil Deposits	-	-	-	-	-	-	-
8337-Deposits of Railways	-	-	-	-	-	-	-
8338-Deposits of Local Funds	-	-	-	-	2	-	-
8342-Other Deposits	-	-	-	-	2277447	-	274091
<b>Total (a)</b>	<b>0</b>	<b>0</b>	<b>0</b>	<b>0</b>	<b>2277449</b>	<b>0</b>	<b>274091</b>
<b>(b) Deposits not bearing interests-</b>							
8443-Civil Deposits	24327246	6247294	9139875	4595871	26166047	11790486	28993492
8444-Defence Deposits	-	-	-	-	-	-	-
8445-Railway Deposits	-	-	-	-	-	-	-
8446-Postal Deposits	-	-	-	-	-	-	-
8447-Telecommunication Deposits	-	-	-	-	-	-	-
8448-Deposits of Local Funds	502169	5541145	4546030	9026583	134854828	24943432	2088223
8449-Other Deposits	426782	4505	498327	11921800	36308441	327019	18750000
8450-Balance Account of Union Territories	-	-	-	-	-	-	-
8451-Bhopal Gas leak Disaster Relief Fund	-	-	-	-	-	-	-
<b>Total (b)</b>	<b>25256197</b>	<b>11792944</b>	<b>14184232</b>	<b>25544254</b>	<b>197329316</b>	<b>37060937</b>	<b>49831715</b>
<b>(c) Advances -</b>							
8550-Civil Advances	757661	1723247	2183317	1173131	336	13353	2528324
8551-Defence Advances	-	-	-	-	-	-	-
8552-Railway Advances	-	-	-	-	-	-	-
8553-Postal Advances	-	-	-	-	-	-	-
8554-Telecommunication Advances	-	-	-	-	-	-	-
<b>Total (c)</b>	<b>757661</b>	<b>1723247</b>	<b>2183317</b>	<b>1173131</b>	<b>336</b>	<b>13353</b>	<b>2528324</b>
<b>TOTAL : K - DEPOSITS AND ADVANCES</b>	<b>26013858</b>	<b>13516191</b>	<b>16367549</b>	<b>26717385</b>	<b>199607101</b>	<b>37074290</b>	<b>52634130</b>
<b>L. SUSPENSE AND MISCELLANEOUS-</b>							
<b>(a) Coinage Accounts-</b>							
8656-Coinage Accounts	-	-	-	-	-	-	-
<b>(b) Suspense-</b>							
8658-Suspense Accounts	2580362	1812356	929715	169146	1990414	48075470	-297609
8659-Suspense Account Defence	-	-	-	-	-	-	-
8660-Suspense Account Railways	-	-	-	-	-	-	-
8661-Suspense Account (Posted)	-	-	-	-	-	-	-
8662-Suspense Account Telecommunications	-	-	-	-	-	-	-
8663-Accounting Adjustment Suspense	-	-	-	-	-	-	-
<b>Total : Suspense</b>	<b>2580362</b>	<b>1812356</b>	<b>929715</b>	<b>169146</b>	<b>1990414</b>	<b>48075470</b>	<b>-297609</b>
<b>(c) Other Accounts -</b>							
8670-Cheques and Bills	677689	2866	3093000	-	290171414	220369290	232826413
8671-Departmental Balances	1000819	997	297460	296416	341437	52799	356760
8672-Permanent Cash Imprest	-	-	25	16	274	81	459
8673-Cash Balance Investment Account	583074852	253294200	-	411919864	691917895	56216109	938690067
8674-Security Deposits made by Government	-	-	-	-	-	74827	-
8675-Deposits with Reserve Bank	-	-	-	-	-	-	-
8677-Remittances into Banks/Treasuries	-	-	-	-	-	-	-
<b>Total (c)</b>	<b>584753360</b>	<b>253298063</b>	<b>3390485</b>	<b>412216296</b>	<b>982431020</b>	<b>276713106</b>	<b>1171873699</b>
<b>Total : L-SUSPENSE AND MISCELLANEOUS (a+b+c)</b>	<b>587333722</b>	<b>255110419</b>	<b>4320200</b>	<b>412385442</b>	<b>984421434</b>	<b>324788576</b>	<b>1171576090</b>
Carried over to page 153	37942513	23923491	23523320	30534700	214905930	123288770	73592052

**No.6 - ACCOUNT showing by MAJOR HEADS the RECEIPTS AND DISBURSEMENTS on account of PUBLIC ACCOUNT  
in respect of the UNION AND STATE GOVERNMENTS for the year ended 31st March, 2008-Contd.**

(In thousands of rupees)

RECEIPTS	STATE GOVERNMENTS					
	Maharashtra	Manipur	Meghalaya	Mizoram	Nagaland	Orissa
Brought forward from page 138	-71355949	3462342	1251187	3035060	1704437	31363986
<b>K. DEPOSITS AND ADVANCES -</b>						
<b>(a) Deposits bearing Interests-</b>						
8336-Civil Deposits	20057851	-	-	-	-	-
8337-Deposits of Railways	-	-	-	-	-	-
8338-Deposits of Local Funds	-	-	-	-	-	-
8342-Other Deposits	281454	32406	-	-	-	14182
<b>Total (a)</b>	<b>20339305</b>	<b>32406</b>	<b>0</b>	<b>0</b>	<b>0</b>	<b>14182</b>
<b>(b) Deposits not bearing interests-</b>						
8443-Civil Deposits	8440807	618198	4855268	2609768	1903811	18173791
8444-Defence Deposits	-	-	-	-	-	-
8445-Railway Deposits	-	-	-	-	-	-
8446-Postal Deposits	-	-	-	-	-	-
8447-Telecommunication Deposits	-	-	-	-	-	-
8448-Deposits of Local Funds	5	-	-	-	-	6363997
8449-Other Deposits	966800	3097555	-	-	-	392000
8450-Balance Account of Union Territories	-	-	-	-	-	-
8451-Bhopal Gas leak disaster relief Fund	-	-	-	-	-	-
8452-National Investment Fund	-	-	-	-	-	-
<b>Total (b)</b>	<b>85367612</b>	<b>3715753</b>	<b>4855268</b>	<b>2609768</b>	<b>1903811</b>	<b>24929788</b>
<b>(c) Advances -</b>						
8550-Civil Advances	2764843	155610	425014	96798	186434	725298
8551-Defence Advances	-	-	-	-	-	-
8552-Railway Advances	-	-	-	-	-	-
8553-Postal Advances	-	-	-	-	-	-
8554-Telecommunication Advances	-	-	-	-	-	-
<b>Total (c)</b>	<b>2764843</b>	<b>155610</b>	<b>425014</b>	<b>96798</b>	<b>186434</b>	<b>725298</b>
<b>TOTAL : K - DEPOSITS AND ADVANCES</b>	<b>108471760</b>	<b>3903769</b>	<b>5280282</b>	<b>2706566</b>	<b>2090245</b>	<b>25669268</b>
<b>L. SUSPENSE AND MISCELLANEOUS-</b>						
<b>(a) Coinage Accounts-</b>						
8656-Coinage Accounts	-	-	-	-	-	-
<b>(b) Suspense-</b>			(A)			
8658-Suspense Accounts	70927	1913359	-186683	6739063	497584	-187344
8659-Suspense Account Defence	-	-	-	-	-	-
8660-Suspense Account Railways	-	-	-	-	-	-
8661-Suspense Account (Postal)	-	-	-	-	-	-
8662-Suspense Account Telecommunications	-	-	-	-	-	-
8663-Accounting Adjustment Suspense	-	-	-	-	-	-
<b>Total Suspense</b>	<b>70927</b>	<b>1913359</b>	<b>-186683</b>	<b>6739063</b>	<b>497584</b>	<b>-187344</b>
<b>(c) Other Accounts -</b>						
8670-Cheques and Bills	3051990	-	-	13196	-	-
8671-Departmental Balances	1740588	599868	52192	87998	2041451	101857
8672-Permanent Cash Imprest	-	-	-	-	-	5
8673-Cash Balance Investment Account	742848222	132252900	70512299	55932200	31721900	708046633
8674-Security Deposits made by Government	120619	-	-	-	-	124
8675-Deposits with Reserve Bank	-	-	-	-	-	-
8677-Remittances into Banks/Treasuries	-	-	-	-	-	-
<b>Total (c)</b>	<b>747761419</b>	<b>132852768</b>	<b>70564491</b>	<b>56033394</b>	<b>33763351</b>	<b>708148619</b>
<b>Total : L-SUSPENSE AND MISCELLANEOUS (a+b+c)</b>	<b>747832346</b>	<b>134766127</b>	<b>70377808</b>	<b>62772457</b>	<b>34260935</b>	<b>707961275</b>
Carried over to page 154						
Carried over to page 154	37115811	7366111	6531469	5741626	3794682	57033254

(A) Minus figure is due to adjustment of earlier years outstanding balances.

**No.6 - ACCOUNT showing by MAJOR HEADS the RECEIPTS AND DISBURSEMENTS on account of PUBLIC ACCOUNT  
in respect of the UNION AND STATE GOVERNMENTS for the year ended 31st March, 2008-Contd.**

DISBURSEMENTS	STATE GOVERNMENTS					
	Maharashtra	Manipur	Meghalaya	Mizoram	Nagaland	Onssa
Brought forward from page 139	38964321	900286	886384	1372926	1528337	28222520
<b>K. DEPOSITS AND ADVANCES -</b>						
<b>(a) Deposits bearing Interests-</b>						
8336-Civil Deposits	13940739	-	-	-	-	667
8337-Deposits of Railways	-	-	-	-	-	-
8338-Deposits of Local Funds	-	-	-	-	-	-
8342-Other Deposits	1720021	-	-	-	-	-
<b>Total (a)</b>	<b>15660760</b>	<b>0</b>	<b>0</b>	<b>0</b>	<b>0</b>	<b>667</b>
<b>(b) Deposits not bearing interests-</b>						
8443-Civil Deposits	69482246	393055	2909883	2244092	1157105	17915332
8444-Defence Deposits	-	-	-	-	-	-
8445-Railway Deposits	-	-	-	-	-	-
8446-Postal Deposits	-	-	-	-	-	-
8447-Telecommunication Deposits	-	-	-	-	-	-
8448-Deposits of Local Funds	16	-	-	-	-	6194504
8449-Other Deposits	1809096	2034300	-	-	-	-
8450-Balance Account of Union Territories	-	-	-	-	-	-
8451-Bhopal Gas leak Disaster Relief Fund	-	-	-	-	-	-
<b>Total (b)</b>	<b>71291358</b>	<b>2427355</b>	<b>2909883</b>	<b>2244092</b>	<b>1157105</b>	<b>24109836</b>
<b>(c) Advances -</b>						
8550-Civil Advances	2759024	148621	425272	96876	183773	729681
8551-Defence Advances	-	-	-	-	-	-
8552-Railway Advances	-	-	-	-	-	-
8553-Postal Advances	-	-	-	-	-	-
8554-Telecommunication Advances	-	-	-	-	-	-
<b>Total (c)</b>	<b>2759024</b>	<b>148621</b>	<b>425272</b>	<b>96876</b>	<b>183773</b>	<b>729681</b>
<b>TOTAL : K - DEPOSITS AND ADVANCES</b>	<b>89711142</b>	<b>2575976</b>	<b>3335155</b>	<b>2340968</b>	<b>1340878</b>	<b>24840184</b>
<b>L. SUSPENSE AND MISCELLANEOUS-</b>						
<b>(a) Coinage Accounts-</b>						
8656-Coinage Accounts	-	-	-	-	-	-
<b>(b) Suspense-</b>						
8658-Suspense Accounts	-339955	1636975	179771	3746964	272968	-686933
8659-Suspense Account Defence	-	-	-	-	-	-
8660-Suspense Account Railways	-	-	-	-	-	-
8661-Suspense Account (Posted)	-	-	-	-	-	-
8662-Suspense Account Telecommunications	-	-	-	-	-	-
8663-Accounting Adjustment Suspense	-	-	-	-	-	-
<b>Total : Suspense</b>	<b>-339955</b>	<b>1636975</b>	<b>179771</b>	<b>3746964</b>	<b>272968</b>	<b>-686933</b>
<b>(c) Other Accounts -</b>						
8670-Cheques and Bills	-	-	-	13196	-12992	4913
8671-Departmental Balances	2006667	1773174	32826	87989	2043840	369378
8672-Permanent Cash Imprest	5	-	-	-	-	45
8673-Cash Balance Investment Account	780313331	135343578	71654076	58600100	32536900	720464993
8674-Security Deposits made by Government	1328367	-	-	-	-	639
8675-Deposits with Reserve Bank	-	-	-	-	-	-
8677-Remittances into Banks/Treasuries	-	-	-	-	-	-
<b>Total (c)</b>	<b>783648370</b>	<b>137116752</b>	<b>71686902</b>	<b>58701285</b>	<b>34567748</b>	<b>720839968</b>
<b>Total : L-SUSPENSE AND MISCELLANEOUS (a+b+c)</b>	<b>783308415</b>	<b>138753727</b>	<b>71866673</b>	<b>62448249</b>	<b>34840716</b>	<b>720153035</b>
Carried over to page 155						
Carried over to page 155	128675463	3476262	4221539	3713894	2869215	53062704

**No.6 - ACCOUNT showing by MAJOR HEADS the RECEIPTS AND DISBURSEMENTS on account of PUBLIC ACCOUNT  
in respect of the UNION AND STATE GOVERNMENTS for the year ended 31st March, 2008-Contd.**

RECEIPTS	STATE GOVERNMENTS								Total
	Punjab	Rajasthan	Sikkim	Tamil Nadu	Tripura	Uttar Pradesh	Uttarakhand	West Bengal	
Brought forward from page 140	23813330	49916797	1483445	60699932	4576645	93310755	6395027	22596749	4235801134
<b>K. DEPOSITS AND ADVANCES -</b>									
<b>(a) Deposits bearing Interests-</b>									
8336-Civil Deposits	-	-	-	-	-	-	-	8533117	43301860
8337-Deposits of Railways	-	-	-	-	-	-	-	-	6024
8338-Deposits of Local Funds	-	3823298	-	19844932	-	35429	2044738	-	31223643
8342-Other Deposits	2325163	2967089	26299	9538661	-	1041775	289694	11000000	175177654
<b>Total (a)</b>	<b>2325163</b>	<b>6790387</b>	<b>26299</b>	<b>29383593</b>	<b>0</b>	<b>1077204</b>	<b>2334432</b>	<b>19533117</b>	<b>249709181</b>
<b>(b) Deposits not bearing interests-</b>									
8443-Civil Deposits	24539075	55083348	242494	101423049	2015773	107963667	11043089	18514312	921965744
8444-Defence Deposits	-	-	-	-	-	-	-	-	21427808
8445-Railway Deposits	-	-	-	-	-	-	-	-	101173566
8446-Postal Deposits	-	-	-	-	-	-	-	-	61511495
8447-Telecommunication Deposits	-	-	-	-	-	-	-	-	1446
8448-Deposits of Local Funds	769	569447127	-	152520	746	82694646	3602068	45311055	1076666597
8449-Other Deposits	529200	41201131	-	7244145	-	-	-	127455683	116505173
8450-Balance Account of Union Territories	-	-	-	-	-	-	-	-	120131574
8451-Bhopal Gas leak disaster relief Fund	-	-	-	-	-	-	-	-	6527
8452-National Investment Fund	-	-	-	-	-	-	-	-	16510000
<b>Total (b)</b>	<b>25069044</b>	<b>665731606</b>	<b>242494</b>	<b>108819714</b>	<b>2016519</b>	<b>190658313</b>	<b>14645157</b>	<b>191281050</b>	<b>2435899930</b>
<b>(c) Advances -</b>									
8550-Civil Advances	344751	269833	-	911780	237505	2767011	1304829	2512031	89424534
8551-Defence Advances	-	-	-	-	-	-	-	-	247232037
8552-Railway Advances	-	-	-	-	-	-	-	-	171370
8553-Postal Advances	-	-	-	-	-	-	-	-	19724981
8554-Telecommunication Advances	-	-	-	-	-	-	-	-	50942
<b>Total (c)</b>	<b>344751</b>	<b>269833</b>	<b>0</b>	<b>911780</b>	<b>237505</b>	<b>2767011</b>	<b>1304829</b>	<b>2512031</b>	<b>356603864</b>
<b>TOTAL : K - DEPOSITS AND ADVANCES</b>	<b>27738958</b>	<b>672791826</b>	<b>268793</b>	<b>139115087</b>	<b>2254024</b>	<b>194502528</b>	<b>18284418</b>	<b>213326198</b>	<b>3042212975</b>
<b>L. SUSPENSE AND MISCELLANEOUS-</b>									
<b>(a) Coinage Accounts-</b>									
8656-Coinage Accounts	-	-	-	-	-	-	-	-	76
<b>(b) Suspense-</b>									
8658-Suspense Accounts	3234809	1591636	4136	33181770	584853	-163598939	372178	-1521388	33862051
8659-Suspense Account Defence	-	-	-	-	-	-	-	-	1767255
8660-Suspense Account Railways	-	-	-	-	-	-	-	-	825215
8661-Suspense Account (Postal)	-	-	-	-	-	-	-	-	21155105
8662-Suspense Account Telecommunications	-	-	-	-	-	-	-	-	1558629
8663-Accounting Adjustment Suspense	-	-	-	-	-	-	-	-	0
<b>Total Suspense</b>	<b>3234809</b>	<b>1591636</b>	<b>4136</b>	<b>33181770</b>	<b>584853</b>	<b>-163598939</b>	<b>372178</b>	<b>-1521388</b>	<b>59168255</b>
<b>(c) Other Accounts -</b>									
8670-Cheques and Bills	124046365	-	11913252	418103596	4649	521678932	70348055	238494843	2634784655
8671-Departmental Balances	1756907	228332	47292	32333	154	622025	549713	487522	15389719
8672-Permanent Cash Imprest	-	515	5	81	-	-	-	53	675
8673-Cash Balance Investment Account	158560500	434257500	6451050	854642613	144984000	1534169257	78884389	163488269	11908653007
8674-Security Deposits made by Government	-	6	-	15039	-	-	-	-	139870
8675-Deposits with Reserve Bank	-	-	-	(C)	-	-	-	-	0
8677-Remittances into Banks/Treasuries	-	-	-	-	-	-	-	-	0
<b>Total (c)</b>	<b>284363772</b>	<b>434486353</b>	<b>18411599</b>	<b>1272793662</b>	<b>144988803</b>	<b>2056470214</b>	<b>149782157</b>	<b>402470687</b>	<b>14558967926</b>
<b>Total : L-SUSPENSE AND MISCELLANEOUS (a+b+c)</b>	<b>287598581</b>	<b>436077989</b>	<b>18415735</b>	<b>1305975432</b>	<b>145573656</b>	<b>1892871275</b>	<b>150154335</b>	<b>400949299</b>	<b>14618136257</b>
Carried over to page 156	51552288	722708623	1752238	199815019	6830669	287813283	24679445	235922947	7278014109

(A) Minus figure is due to clearance of outstanding balance of earlier years.

(B) Includes Rs. 190836 thousands by transfer credit from the Consolidated Fund.

(C) Net adjustment of Rs. 8897826 thousands transferred to 8999- Cash Balance.



**No.6 - ACCOUNT showing by MAJOR HEADS the RECEIPTS AND DISBURSEMENTS on account of PUBLIC ACCOUNT  
in respect of the UNION AND STATE GOVERNMENTS for the year ended 31st March, 2008-Contd.**

DISBURSEMENTS	STATE GOVERNMENTS								Total
	Punjab	Rajasthan	Sikkim	Tamil Nadu	Tripura	Uttar Pradesh	Uttarakhand	West Bengal	
Brought forward from page 141	14423360	27739728	1133794	55569377	4053517	36329388	5479149	22199735	3740161882
<b>K. DEPOSITS AND ADVANCES -</b>									
<b>(a) Deposits bearing Interests-</b>									
8336-Civil Deposits	-	-	-	-	-	-	-	5546906	28574980
8337-Deposits of Railways	-	-	-	-	-	-	-	-	5043
8338-Deposits of Local Funds	-	3554707	-	18601170	-	10546172	1927088	-	42877810
8342-Other Deposits	1885000	2274702	-	7722777	-	897	-	11000000	130942662
<b>Total (a)</b>	<b>1885000</b>	<b>5829409</b>	<b>0</b>	<b>26323947</b>	<b>0</b>	<b>10547069</b>	<b>1927088</b>	<b>16546906</b>	<b>202400295</b>
<b>(b) Deposits not bearing interests-</b>									
8443-Civil Deposits	24500785	49185973	232864	102323770	1814884	86820488	10081277	15594095	812157651
8444-Defence Deposits	-	-	-	-	-	-	-	-	20439368
8445-Railway Deposits	-	-	-	-	-	-	-	-	88616776
8446-Postal Deposits	-	-	-	-	-	-	-	-	58313502
8447-Telecommunication Deposits	-	-	-	-	-	-	-	-	2314
8448-Deposits of Local Funds	420	570668310	-	157376	4148	67578157	3551113	43335184	1045442326
8449-Other Deposits	353623	41268421	-	8025576	-	(A)	-	127445828	290552400
8450-Balance Account of Union Territories	-	-	-	-	-	-48827	-	-	144355542
8451-Bhopal Gas leak Disaster Relief Fund	-	-	-	-	-	-	-	-	191213
	-	-	-	-	-	-	-	-	16510000
<b>Total (b)</b>	<b>24854828</b>	<b>661122704</b>	<b>232864</b>	<b>110506722</b>	<b>1819032</b>	<b>154349818</b>	<b>13632390</b>	<b>186375107</b>	<b>2476581092</b>
<b>(c) Advances -</b>									
8550-Civil Advances	344508	268580	-	906349	239611	2771709	1304469	2509931	95572029
8551-Defence Advances	-	-	-	-	-	-	-	-	258149365
8552-Railway Advances	-	-	-	-	-	-	-	-	195786
8553-Postal Advances	-	-	-	-	-	-	-	-	20908439
8554-Telecommunication Advances	-	-	-	-	-	-	-	-	42022
<b>Total (c)</b>	<b>344508</b>	<b>268580</b>	<b>0</b>	<b>906349</b>	<b>239611</b>	<b>2771709</b>	<b>1304469</b>	<b>2509931</b>	<b>374867641</b>
<b>TOTAL : K - DEPOSITS AND ADVANCES</b>	<b>27084336</b>	<b>667220693</b>	<b>232864</b>	<b>137737018</b>	<b>2058643</b>	<b>167668596</b>	<b>16863947</b>	<b>205431944</b>	<b>3053849028</b>
<b>L. SUSPENSE AND MISCELLANEOUS-</b>									
<b>(a) Coinage Accounts-</b>									
8656-Coinage Accounts	-	-	-	-	-	-	-	-	0
<b>(b) Suspense-</b>									
8658-Suspense Accounts	2847631	1551247	4344	34005759	855328	(C)	159853	969235	-40219295
8659-Suspense Account Defence	-	-	-	-	-	-	-	-	10585575
8660-Suspense Account Railways	-	-	-	-	-	-	-	-	2364962
8661-Suspense Account (Posted)	-	-	-	-	-	-	-	-	7956560
8662-Suspense Account Telecommunications	-	-	-	-	-	-	-	-	396924
8663-Accounting Adjustment Suspense	-	-	-	-	-	-	-	-	0
<b>Total : Suspense</b>	<b>2847631</b>	<b>1551247</b>	<b>4344</b>	<b>34005759</b>	<b>855328</b>	<b>-167064594</b>	<b>159853</b>	<b>969235</b>	<b>-18915274</b>
<b>(c) Other Accounts -</b>									
8670-Cheques and Bills	124048968	-	11600345	415925869	1948	518553962	69175135	231152846	2569267240
8671-Departmental Balances	2500768	254812	46664	31851	127708	629664	550102	572570	20528266
8672-Permanent Cash Imprest	110	15471	58	6149	-	3	-	1222	199597
8673-Cash Balance Investment Account	161218600	469151801	8781050	874518524	145016500	1529034055	77554145	173218658	12145028046
8674-Security Deposits made by Government	-	17130	-	277987	-	37350	-	47979	3084578
8675-Deposits with Reserve Bank	-	-	-	-	(B)	-	-	-	0
8677-Remittances into Banks/Treasuries	-	-	-	-	-	-	-	-	7084371
<b>Total (c)</b>	<b>287768446</b>	<b>469439214</b>	<b>20428117</b>	<b>1290760380</b>	<b>145146156</b>	<b>2048255034</b>	<b>147279382</b>	<b>404993275</b>	<b>14745192100</b>
<b>Total : L-SUSPENSE AND MISCELLANEOUS (a+b+c)</b>	<b>290616077</b>	<b>470990461</b>	<b>20432461</b>	<b>1324766139</b>	<b>146001484</b>	<b>1881190440</b>	<b>147439235</b>	<b>405962510</b>	<b>14726276826</b>
Carried over to page 157									
Carried over to page 157	41507696	694960421	1366658	193306395	6112160	203997984	22343096	227631679	6794010910

(A) Minus figures are due to clearance of misclassification.

(B) Net adjustment of Rs.8897826 thousands transferred to 8999- Cash Balance.

(C) Minus balance is due to clearance of outstanding balance of earlier years.

**No.6 - ACCOUNT showing by MAJOR HEADS the RECEIPTS AND DISBURSEMENTS on account of PUBLIC ACCOUNT  
in respect of the UNION AND STATE GOVERNMENTS for the year ended 31st March, 2008-Contd.**

RECEIPTS	(In thousands of rupees)										
	Union Government	U.T. Govt. Puducherry	STATE GOVERNMENTS							Goa	Gujarat
			Andhra Pradesh	Arunachal Pradesh	Assam	Bihar	Chhattisgarh				
Brought forward from page 142	4398204376	4969300	337393599	3824835	38529473	59600839	29544284	3474252	165651492		
<b>Total : L-SUSPENSE AND MISCELLANEOUS (a+b+c)</b>	<b>185135116</b>	<b>3271647</b>	<b>834817606</b>	<b>116000699</b>	<b>931276877</b>	<b>732560352</b>	<b>386773084</b>	<b>89079930</b>	<b>1188095853</b>		
brought forward from page 182											
<b>L. SUSPENSE AND MISCELLANEOUS-Contd.</b>											
<b>(d) Accounts with Governments of Foreign Countries-</b>											
8679-Accounts with Govt. of other countries	3202	-	(B) -746	-	-	-	-	-	-	-	
<b>(e) Miscellaneous -</b>											
8680-Miscellaneous Govt. Account	-	-	(A) 5177	-	-	-	-	-	-	-	
<b>TOTAL : L-SUSPENSE AND MISCELLANEOUS</b>	<b>185138318</b>	<b>3271647</b>	<b>834822037</b>	<b>116000699</b>	<b>931276877</b>	<b>732560352</b>	<b>386773084</b>	<b>89079930</b>	<b>1188095853</b>		
<b>M. REMITTANCES -</b>											
<b>(a) Money Orders and other Remittances -</b>											
8781-Money Orders	125027	-	-	-	-	-	-	-	-	-	
8782-Cash Remittance and Adjustments between Officers rendering accounts to the same Accounts Officer	23099753	745435	170771208	15983778	22429151	66873448	47266843	20061368	68841261		
8783-Remittances into Banks/Treasuries	-	-	-	-	-	-	-	-	-	-	
8785-Other Remittances	-	-	-	-	-	-	-	-	-	-	
<b>Total (a)</b>	<b>23224780</b>	<b>745435</b>	<b>170771208</b>	<b>15983778</b>	<b>22429131</b>	<b>66873448</b>	<b>47266843</b>	<b>20061368</b>	<b>68841261</b>		
<b>(b) Inter-Government Adjustment Account -</b>											
8786-Adjusting Account between Central and State Govts.	-	-	-	-	-	-	-	-	-	-24	
8787-Adjusting Accounts with Railways	-	-	-	-	-	-	-	-	-	-	
8788-Adjusting Account with Posts	-	-	-	-	-	-	-	-	-	-	
8789-Adjusting Account with Defence	-	-	-	-	-	-	-	-	-	-	
8790-Accounts with States etc. (Railways)	59	-	-	-	-	-	-	-	-	-	
8791-Accounts with States etc. (Posts)	-	-	-	-	-	-	-	-	-	-	
8792-Accounts with States etc. (Defence)	-	-	-	-	-	-	-	-	-	-	
8793-Inter-State Suspense Account	-	-	5028	-	(C) -458	-	-67	-	-	(C) -1852	
8794-Accounts with the High Commission for India in United Kingdom	-	-	-	-	-	-	-	-	-	-	
8795-Adjusting account with Telecommunications	-	-	-	-	-	-	-	-	-	-	
<b>TOTAL (b)</b>	<b>59</b>	<b>0</b>	<b>5028</b>	<b>0</b>	<b>-458</b>	<b>0</b>	<b>-67</b>	<b>0</b>	<b>-1876</b>		
<b>(c) Exchange Accounts-</b>											
8797-Exchange Accounts	3244446	-	-	-	-	-	-	-	-	-	
<b>TOTAL : M - REMITTANCES</b>	<b>26469285</b>	<b>745435</b>	<b>170776236</b>	<b>15983778</b>	<b>22428673</b>	<b>66873448</b>	<b>47266776</b>	<b>20061368</b>	<b>68839385</b>		
<b>TOTAL : PUBLIC ACCOUNT</b>	<b>4609811979</b>	<b>8986382</b>	<b>1342991872</b>	<b>135809312</b>	<b>992235023</b>	<b>859034639</b>	<b>463584144</b>	<b>112615550</b>	<b>1422586730</b>		

(A) These transactions are closed to "Government Account"

(B) Minus Credits/Debits are due to rectification of misclassification of earlier years.

(C) Minus transaction is due to adjustment of previous years item.

**No.6 - ACCOUNT showing by MAJOR HEADS the RECEIPTS AND DISBURSEMENTS on account of PUBLIC ACCOUNT  
in respect of the UNION AND STATE GOVERNMENTS for the year ended 31st March, 2008-Contd.**

DISBURSEMENTS	Union Government	U.T. Govt. Puduchery	STATE GOVERNMENTS						
			Andhra Pradesh	Arunachal Pradesh	Assam	Bihar	Chhattisgarh	Goa	Gujarat
Brought forward from page 143	4131849870	581827	291309414	3288035	39353119	40362372	22797347	1897234	147615750
Total : L-SUSPENSE AND MISCELLANEOUS (a+b+c) brought forward from page 143	91712314	881525	863100253	122166118	950707005	754463653	389344369	91182726	1224013358
L. SUSPENSE AND MISCELLANEOUS- Contd.									
(d) Accounts with Governments of Foreign Countries- 8679-Accounts with Govt. of other countries	9023	-	(A) -1888	-	-	224	-	-	-
(e) Miscellaneous - 8680-Miscellaneous Govt. Account	(A) 14132754	-	(A) 5297	-	-	-	-	-	-
<b>TOTAL : L-SUSPENSE AND MISCELLANEOUS</b>	<b>105854091</b>	<b>881525</b>	<b>863103662</b>	<b>122166118</b>	<b>950707005</b>	<b>754463877</b>	<b>389344369</b>	<b>91182726</b>	<b>1224013358</b>
<b>M. REMITTANCES -</b>									
(a) Money Orders and other Remittances - 8781-Money Orders	13248729	-	-	-	-	-	-	-	-
8782-Cash Remittance and Adjustments between Officers rendering accounts to the same Accounts Officer	255313	680570	161128513	15985455	22705456	60690481	47399888	19552056	68805477
8783-Remittances into Banks/Treasuries	-	-	-	-	-	-	-	-	-
8785-Other Remittances	-	-	-	-	-	-	-	-	-
<b>Total (a)</b>	<b>13504042</b>	<b>680570</b>	<b>161128513</b>	<b>15985455</b>	<b>22705456</b>	<b>60690481</b>	<b>47399888</b>	<b>19552056</b>	<b>68805477</b>
(b) Inter-Government Adjustment Account -									
8786-Adjusting Account between Central and State Govts.	2148	-	-	-	-	-	-	-	-
8787-Adjusting Accounts with Railways	680613	-	-	-	-	-	-	-	-
8788-Adjusting Account with Posts	219694	-	-	-	-	-	-	-	-
8789-Adjusting Account with Defence	473276	-	-	-	-	-	-	-	-
8790-Accounts with States etc. (Railways)	-	-	-	-	-	-	-	-	-
8791-Accounts with States etc. (Posts)	540	-	-	-	-	-	-	-	-
8792-Accounts with States etc. (Defence)	-	-	-	-	-	-	-	-	-
8793-Inter-State Suspense Account	-	-	214528	165	(B) -614579	-	654078	-	(B) -213
8794-Accounts with the High Commission for India in United Kingdom	-	-	-	-	-	-	-	-	-
8795-Adjusting Account with Telecommunications	18336	-	-	-	-	-	-	-	-
<b>TOTAL (b)</b>	<b>1394607</b>	<b>0</b>	<b>214528</b>	<b>165</b>	<b>-614579</b>	<b>0</b>	<b>654078</b>	<b>0</b>	<b>-213</b>
(c) Exchange Accounts- 8797-Exchange Accounts	-	-	-	-	-	-	-	-	-
<b>TOTAL : M - REMITTANCES</b>	<b>14898649</b>	<b>680570</b>	<b>161343041</b>	<b>15985620</b>	<b>22090877</b>	<b>60690481</b>	<b>48053966</b>	<b>19552056</b>	<b>68805264</b>
<b>TOTAL : PUBLIC ACCOUNT</b>	<b>4252602610</b>	<b>2143922</b>	<b>1315756117</b>	<b>141439773</b>	<b>1.012E+09</b>	<b>855516730</b>	<b>460195682</b>	<b>112632016</b>	<b>1440434372</b>

(A) These transactions are closed to Government Accounts.

(B) Minus transaction is due to adjustment of earlier years.

**No.6 - ACCOUNT showing by MAJOR HEADS the RECEIPTS AND DISBURSEMENTS on account of PUBLIC ACCOUNT  
in respect of the UNION AND STATE GOVERNMENTS for the year ended 31st March, 2008-Contd.**

RECEIPTS	STATE GOVERNMENTS						
	Haryana	Himachal Pradesh	Jammu and Kashmir	Jharkhand	Karnataka	Kerala	Madhya Pradesh
Brought forward from page 144	42935150	28268707	30396703	39737162	229261318	140646323	76918831
Total : L-SUSPENSE AND MISCELLANEOUS (a+b+c)	587550632	243908178	2262881	407912277	1018833779	325855624	1169214472
brought forward from page 184							
L. SUSPENSE AND MISCELLANEOUS- Contd.							
(d) Accounts with Governments of Foreign Countries-							
8679-Accounts with Govt. of other countries	-	-	-	40	-	(B) -3	-
(e) Miscellaneous -	(A)		(A)		(A)		
8680-Miscellaneous Govt. Account	38	-	6537	-	1000820	12	66543
TOTAL : L-SUSPENSE AND MISCELLANEOUS	587550670	243908178	2269418	407912317	1019834599	325855633	1169281015
M. REMITTANCES -							
(a) Money Orders and other Remittances -							
8781-Money Orders	-	-	-	-	-	-	-
8782-Cash Remittance and Adjustments between Officers rendering accounts to the same Accounts Officer	48471710	32134592	264368532	29900125	25199025	72810183	89286199
8783-Remittances into Banks/Treasuries	-	-	-	-	-	-	-
8785-Other Remittances	-	-	-	-	-	-	-
Total (a)	48471710	32134592	264368532	29900125	25199025	72810183	89286199
(b) Inter-Government Adjustment Account -							
8786-Adjusting Account between Central and State Govts.	-	-	-	-	-	-	-
8787-Adjusting Accounts with Railways	-	-	-	-	-	-	-
8788-Adjusting Account with Posts	-	-	-	-	-	-	-
8789-Adjusting Account with Defence	-	-	-	-	-	-	-
8790-Accounts with States etc. (Railways)	-	-	-	-	-	-	-
8791-Accounts with States etc. (Posts)	-	-	-	-	-	-	-
8792-Accounts with States etc. (Defence)	-	-	-	-	-	-	-
8793-Inter-State Suspense Account	571	83	-	-	-4358	219	25
8794-Accounts with the High Commission for India in United Kingdom	-	-	-	-	-	-	-
8795-Adjusting account with Telecommunications	-	-	-	-	-	-	-
TOTAL (b)	571	83	0	0	-4358	219	25
(c) Exchange Accounts-							
8797-Exchange Accounts	-	-	-	-	-	-	-
TOTAL : M - REMITTANCES	48472281	32134675	264368532	29900125	25194667	72810402	89286224
TOTAL : PUBLIC ACCOUNT	678958101	304311560	297034653	477549604	1274290584	539312358	1335486070

(A) Closed to Government Account.

(B) Minus credit is due to clearance of outstanding balances of earlier years.

(C) Includes Rs 66543 thousands to the Head 8680-Miscellaneous Government Account which is not taken in closing balance.

## COMBINED FINANCE AND REVENUE ACCOUNTS OF THE UNION AND STATE GOVERNMENTS IN INDIA FOR THE YEAR 2007-08

## No.6 - ACCOUNT showing by MAJOR HEADS the RECEIPTS AND DISBURSEMENTS on account of PUBLIC ACCOUNT in respect of the UNION AND STATE GOVERNMENTS for the year ended 31st March, 2008-Contd.

DISBURSEMENTS	STATE GOVERNMENTS						
	Haryana	Himachal Pradesh	Jammu and Kashmir	Jharkhand	Karnataka	Kerala	Madhya Pradesh
Brought forward from page 145	37942513	23923491	23523320	30534700	214905930	123288770	73592052
Total : L-SUSPENSE AND MISCELLANEOUS (a+b+c)	587333722	255110419	4320200	412385442	984421434	324788576	1171576090
brought forward from page 145							
L. SUSPENSE AND MISCELLANEOUS- Contd.							
(d) Accounts with Governments of Foreign Countries-							
8679-Accounts with Govt. of other countries	-	-	-	-	-92	2	
(e) Miscellaneous -	(A)				(A)		(B)
8680-Miscellaneous Govt. Account	20	-	-	-	141	121	404625
TOTAL : L-SUSPENSE AND MISCELLANEOUS	587333742	255110419	4320200	412385442	984421483	324788699	1171980715
M. REMITTANCES -							
(a) Money Orders and other Remittances -							
8781-Money Orders	-	-	-	-	-	-	-
8782-Cash Remittance and Adjustments between Officers rendering accounts to the same Accounts Officer	48337151	31631879	261560932	31366894	33334093	72316400	88659688
8783-Remittances into Banks/Treasuries	-	-	-	-	-	-	-
8785-Other Remittances	-	-	-	-	-	-	-
	0	48337151	31631879	261560932	31366894	72316400	88659688
(b) Inter-Government Adjustment Account -							
8786-Adjusting Account between Central and State Govts.	-	-	-	-	-	-	-
8787-Adjusting Accounts with Railways	-	-	-	-	-	-	-
8788-Adjusting Account with Posts	-	-	-	-	-	-	-
8789-Adjusting Account with Defence	-	-	-	-	-	-	-
8790-Accounts with States etc. (Railways)	-	-	-	-	-	-	-
8791-Accounts with States etc. (Posts)	-	-	-	-	-	-	-
8792-Accounts with States etc. (Defence)	-	-	-	-	-	-	-
8793-Inter-State Suspense Account	-7709	1412	-	-6182	146127	6218	47717
8794-Accounts with the High Commission for India in United Kingdom	-	-	-	-	-	-	-
8795-Adjusting Account with Telecommunications	-	-	-	-	-	-	-
TOTAL (b)	-7709	1412	0	-6182	146127	6218	47717
(c) Exchange Accounts-							
8797-Exchange Accounts	-	-	-	-	-	-	-
TOTAL : M - REMITTANCES	48329442	31633291	261560932	31360712	33480220	72322618	88707405
TOTAL : PUBLIC ACCOUNT	673605697	310667201	289404452	474280854	1232807633	520400087	1334280172

(A) Closed to Government Accounts

(B) Includes Rs. 404625 thousands pertaining to the Head 8680-Miscellaneous Government Account which is not taken in closing balance.

**No.6 - ACCOUNT showing by MAJOR HEADS the RECEIPTS AND DISBURSEMENTS on account of PUBLIC ACCOUNT  
in respect of the UNION AND STATE GOVERNMENTS for the year ended 31st March, 2008-Contd.**

(In thousands of rupees)

RECEIPTS	STATE GOVERNMENTS					
	Maharashtra	Manipur	Meghalaya	Mizoram	Nagaland	Orissa
Brought forward from page 146	37115811	7366111	6531469	5741626	3794682	57033254
Total : L-SUSPENSE AND MISCELLA- NEOUS (a+b+c) brought forward from page 186	747832346	134766127	70377808	62772457	34260935	707961275
L. SUSPENSE AND MISCELLANEOUS- Contd.						
(d) Accounts with Governments of Foreign Countries-						
8679-Accounts with Govt. of other countries	-	-	-	17	-	-
(e) Miscellaneous - 8680-Miscellaneous Govt. Account	7791	-	-	-	-	-
<b>TOTAL : L-SUSPENSE AND MISCELLA- NEOUS</b>	<b>747840137</b>	<b>134766127</b>	<b>70377808</b>	<b>62772474</b>	<b>34260935</b>	<b>707961275</b>
M. REMITTANCES -						
(a) Money Orders and other Remittances -						
8781-Money Orders	-	-	-	-	-	-
8782-Cash Remittance and Adjustments between Officers rendering accounts to the same Accounts Officer	157489141	15530626	8666337	10728473	10156445	46128631
8783-Remittances into Banks/Treasuries	-	-	-	-	-	-
8785-Other Remittances	-	-	-	-	-	-
<b>Total (a)</b>	<b>157489141</b>	<b>15530626</b>	<b>8666337</b>	<b>10728473</b>	<b>10156445</b>	<b>46128631</b>
(b) Inter-Government Adjustment Account -						
8786-Adjusting Account between Central and State Govts.	159	-	-	-	-	-
8787-Adjusting Accounts with Railways	-	-	-	-	-	-
8788-Adjusting Account with Posts	-	-	-	-	-	-
8789-Adjusting Account with Defence	-	-	-	-	-	-
8790-Accounts with States etc. (Railways)	-	-	-	-	-	-
8791-Accounts with States etc. (Posts)	-	-	-	-	-	-
8792-Accounts with States etc. (Defence)	-	-	-	-	-	-
8793-Inter-State Suspense Account	408	-	10904	4234	-	-452
8794-Accounts with the High Commission for India in United Kingdom	-	-	-	-	-	-
8795-Adjusting account with Telecommunications	-	-	-	-	-	-
<b>TOTAL (b)</b>	<b>567</b>	<b>0</b>	<b>10904</b>	<b>4234</b>	<b>0</b>	<b>-452</b>
(c) Exchange Accounts-						
8797-Exchange Accounts	-	-	-	-	-	-
<b>TOTAL : M - REMITTANCES</b>	<b>157489708</b>	<b>15530626</b>	<b>8677241</b>	<b>10732707</b>	<b>10156445</b>	<b>46128179</b>
<b>TOTAL : PUBLIC ACCOUNT</b>	<b>942445656</b>	<b>157662864</b>	<b>85586518</b>	<b>79246807</b>	<b>48212062</b>	<b>811122708</b>

**No.6 - ACCOUNT showing by MAJOR HEADS the RECEIPTS AND DISBURSEMENTS on account of PUBLIC ACCOUNT  
in respect of the UNION AND STATE GOVERNMENTS for the year ended 31st March, 2008-Contd.**

(In thousands of rupees)

DISBURSEMENTS	STATE GOVERNMENTS					
	Maharashtra	Manipur	Meghalaya	Mizoram	Nagaland	Orissa
Brought forward from page 147	128675463	3476262	4221539	3713894	2869215	53062704
<b>Total : L-SUSPENSE AND MISCELLA- NEOUS (a+b+c)</b>	<b>783308415</b>	<b>138753727</b>	<b>71866673</b>	<b>62448249</b>	<b>34840716</b>	<b>720153035</b>
brought forward from page 147						
<b>L. SUSPENSE AND MISCELLANEOUS- Contd.</b>						
<b>(d) Accounts with Governments of Foreign Countries-</b>						
8679-Accounts with Govt.,of other countries	-7	-	-	35	-	-
<b>(e) Miscellaneous -</b>						
8680-Miscellaneous Govt. Account	8793	-	-	-	-	-
<b>TOTAL : L-SUSPENSE AND MISCELLA- NEOUS</b>	<b>783317201</b>	<b>138753727</b>	<b>71866673</b>	<b>62448284</b>	<b>34840716</b>	<b>720153035</b>
<b>M. REMITTANCES -</b>						
<b>(a) Money Orders and other Remittances -</b>						
8781-Money Orders	-	-	-	-	-	-
8782-Cash Remittance and Adjustments between Officers rendering accounts to the same Accounts Officer	158208761	14419301	8679583	10461243	10573209	45611303
8783-Remittances into Banks/Treasuries	-	-	-	-	-	-
8785-Other Remittances	-	-	-	-	-	-
<b>Total (a)</b>	<b>158208761</b>	<b>14419301</b>	<b>8679583</b>	<b>10461243</b>	<b>10573209</b>	<b>45611303</b>
<b>(b) Inter-Government Adjustment Account -</b>						
8786-Adjusting Account between Central and State Govts.	-	-	-	-	-	-
8787-Adjusting Accounts with Railways	-	-	-	-	-	-
8788-Adjusting Account with Posts	-	-	-	-	-	-
8789-Adjusting Account with Defence	-	-	-	-	-	-
8790-Accounts with States etc. (Railways)	-	-	-	-	-	-
8791-Accounts with States etc. (Posts)	-	-	-	-	-	-
8792-Accounts with States etc. (Defence)	-	-	-	-	-	-
8793-Inter-State Suspense Account	-598	-	8174	5508	2647	16749
8794-Accounts with the High Commission for India in United Kingdom	-	-	-	-	-	-
8795-Adjusting Account with Telecommunications	-	-	-	-	-	-
<b>TOTAL (b)</b>	<b>-598</b>	<b>0</b>	<b>8174</b>	<b>5508</b>	<b>2647</b>	<b>16749</b>
<b>(c) Exchange Accounts-</b>						
8797-Exchange Accounts	-	-	-	-	-	-
<b>TOTAL : M - REMITTANCES</b>	<b>158208163</b>	<b>14419301</b>	<b>8687757</b>	<b>10466751</b>	<b>10575856</b>	<b>45628052</b>
<b>TOTAL : PUBLIC ACCOUNT</b>	<b>1070200827</b>	<b>156649290</b>	<b>84775969</b>	<b>76628929</b>	<b>48285787</b>	<b>818843791</b>

**No.6 - ACCOUNT showing by MAJOR HEADS the RECEIPTS AND DISBURSEMENTS on account of PUBLIC ACCOUNT  
in respect of the UNION AND STATE GOVERNMENTS for the year ended 31st March, 2008-Contd.**

RECEIPTS	STATE GOVERNMENTS								Total
	Punjab	Rajasthan	Sikkim	Tamil Nadu	Tripura	Uttar Pradesh	Uttarakhand	West Bengal	
Brought forward from page 148	51552288	722708623	1752238	199815019	6830669	287813283	24679445	235922947	7278014109
Total : L-SUSPENSE AND MISCELLANEOUS (a+b+c) brought forward from page 188	287598581	436077989	18415735	1305975432	145573656	1892871275	150154335	400949299	14618136257
L. SUSPENSE AND MISCELLANEOUS - Contd.									
(d) Accounts with Governments of Foreign Countries - 8679-Accounts with Govt. of other countries	-	-	-	-	-	-	-	-	2510
(e) Miscellaneous - 8680-Miscellaneous Govt. Account	-	-	-	530876	-	-	-	-	1617794
<b>TOTAL : L-SUSPENSE AND MISCELLANEOUS</b>	<b>287598581</b>	<b>436077989</b>	<b>18415735</b>	<b>1306506308</b>	<b>145573656</b>	<b>1892871275</b>	<b>150154335</b>	<b>400949299</b>	<b>14619756561</b>
M. REMITTANCES -									
(a) Money Orders and other Remittances - 8781-Money Orders	-	-	-	-	-	-	-	-	125027
8782-Cash Remittance and Adjustments between Officers rendering accounts to the same Accounts Officer	19227043	51665392	5325665	22269723	8825738	132803398	28746346	36524406	1552329955
8783-Remittances into Banks/Treasuries	-	-	-	-	-	-	-	-	0
8785-Other Remittances	-	-	-	-	-	-	-	-	0
<b>Total (a)</b>	<b>19227043</b>	<b>51665392</b>	<b>5325665</b>	<b>22269723</b>	<b>8825738</b>	<b>132803398</b>	<b>28746346</b>	<b>36524406</b>	<b>1552454982</b>
(b) Inter-Government Adjustment Account -									
8786-Adjusting Account between Central and State Govts.	-	-	-	-	-	-	-	-	135
8787-Adjusting Accounts with Railways	-	-	-	-	-	-	-	-	0
8788-Adjusting Account with Posts	-	-	-	-	-	-	-	-	0
8789-Adjusting Account with Defence	-	-	-	-	-	-	-	-	0
8790-Accounts with States etc. (Railways)	-	-	-	-	-	-	-	-	59
8791-Accounts with States etc. (Posts)	-	-	-	-	-	-	-	-	0
8792-Accounts with States etc. (Defence)	-	-	-	-	-	-	-	-	0
8793-Inter-State Suspense Account	2409	15	-	-89	14204	5055	1799	-148	37530
8794-Accounts with the High Commission for India in United Kingdom	-	-	-	-	-	-	-	-	0
8795-Adjusting account with Telecommunications	-	-	-	-	-	-	-	-	0
<b>TOTAL (b)</b>	<b>2409</b>	<b>15</b>	<b>0</b>	<b>-89</b>	<b>14204</b>	<b>5055</b>	<b>1799</b>	<b>-148</b>	<b>37724</b>
(c) Exchange Accounts - 8797-Exchange Accounts	-	-	-	-	-	-	-	-	3244446
<b>TOTAL : M - REMITTANCES</b>	<b>19229452</b>	<b>51665407</b>	<b>5325665</b>	<b>22269634</b>	<b>8839942</b>	<b>132808453</b>	<b>28748145</b>	<b>36524258</b>	<b>1555737152</b>
<b>TOTAL : PUBLIC ACCOUNT</b>	<b>358380321</b>	<b>1210452019</b>	<b>25493638</b>	<b>1528590961</b>	<b>161244267</b>	<b>2313493011</b>	<b>203581925</b>	<b>673396504</b>	<b>23453507822</b>



**No.6 - ACCOUNT showing by MAJOR HEADS the RECEIPTS AND DISBURSEMENTS on account of PUBLIC ACCOUNT  
in respect of the UNION AND STATE GOVERNMENTS for the year ended 31st March, 2008-Concl'd.**

DISBURSEMENTS	STATE GOVERNMENTS								Total
	Punjab	Rajasthan	Sikkim	Tamil Nadu	Tripura	Uttar Pradesh	Uttarakhand	West Bengal	
Brought forward from page 149	41507696	694960421	1366658	193306395	6112160	203997984	22343096	227631679	6794010910
<b>Total : L-SUSPENSE AND MISCELLA-NEOUS (a+b+c)</b>	<b>290616077</b>	<b>470990461</b>	<b>20432461</b>	<b>1324766139</b>	<b>146001484</b>	<b>1881190440</b>	<b>147439235</b>	<b>405962510</b>	<b>14726276826</b>
brought forward from page 149									
<b>L. SUSPENSE AND MISCELLANEOUS-Contd.</b>									
<b>(d) Accounts with Governments of Foreign Countries-</b>									
8679-Accounts with Govt. of other countries	-	-	-	330	-	1154	81	-4	8858
<b>(e) Miscellaneous -</b>									
8680-Miscellaneous Govt. Account	-	-	-	1995	-	-	-	-	14553746
<b>TOTAL : L-SUSPENSE AND MISCELLA-NEOUS</b>	<b>290616077</b>	<b>470990461</b>	<b>20432461</b>	<b>1324768464</b>	<b>146001484</b>	<b>1881191594</b>	<b>147439316</b>	<b>405962506</b>	<b>14740839430</b>
<b>M. REMITTANCES -</b>									
<b>(a) Money Orders and other Remittances -</b>									
8781-Money Orders	-	-	-	-	-	-	-	-	13248729
8782-Cash Remittance and Adjustments between Officers rendering accounts to the same Accounts Officer	19415126	51552337	5146348	23575053	9040947	130044526	27889095	35173579	1514200657
8783-Remittances into Banks/Treasuries	-	-	-	-	-	-	-	-	0
8785-Other Remittances	-	-	-	-	-	-	-	-	0
<b>Total (a)</b>	<b>19415126</b>	<b>51552337</b>	<b>5146348</b>	<b>23575053</b>	<b>9040947</b>	<b>130044526</b>	<b>27889095</b>	<b>35173579</b>	<b>1527449386</b>
<b>(b) Inter-Government Adjustment Account -</b>									
8786-Adjusting Account between Central and State Govts.	-	-	-	-	-	(A) -26159	-	-	-24011
8787-Adjusting Accounts with Railways	-	-	-	-	-	-	-	-	680613
8788-Adjusting Account with Posts	-	-	-	-	-	-	-	-	219694
8789-Adjusting Account with Defence	-	-	-	-	-	-	-	-	473276
8790-Accounts with States etc. (Railways)	-	-	-	-	-	-	-	-	0
8791-Accounts with States etc. (Posts)	-	-	-	-	-	-	-	-	540
8792-Accounts with States etc. (Defence)	-	-	-	-	-	-	-	-	0
8793-Inter-State Suspense Account	-307262	253243	-	-1062	13506	59057	578	17981	510083
8794-Accounts with the High Commission for India in United Kingdom	-	-	-	-	-	-	-	-	0
8795-Adjusting Account with Telecommunications	-	-	-	-	-	-	-	-	18336
<b>TOTAL (b)</b>	<b>-307262</b>	<b>253243</b>	<b>0</b>	<b>-1062</b>	<b>13506</b>	<b>32898</b>	<b>578</b>	<b>17981</b>	<b>1878531</b>
<b>(c) Exchange Accounts-</b>									
8797-Exchange Accounts	-	-	-	-	-	-	-	-	0
<b>TOTAL : M - REMITTANCES</b>	<b>19107864</b>	<b>51805580</b>	<b>5146348</b>	<b>23573991</b>	<b>9054453</b>	<b>130077424</b>	<b>27889673</b>	<b>35191560</b>	<b>1529327917</b>
<b>TOTAL : PUBLIC ACCOUNT</b>	<b>351231637</b>	<b>1217756462</b>	<b>26945467</b>	<b>1541648850</b>	<b>161168097</b>	<b>2215267002</b>	<b>197672085</b>	<b>668785745</b>	<b>23064178257</b>

(A) Minus transaction is due to transfer of amount to Reserve Bank Deposit as the same was misclassified by Pilibhit Treasury during the year 1996-97

**COMBINED FINANCE AND REVENUE ACCOUNTS OF THE UNION AND STATE  
GOVERNMENTS IN INDIA FOR THE YEAR 2007-08**

**ALPHABETIC INDEX**

<b>Account No.</b>	<b>Particulars</b>	<b>Pages</b>
<b>Volume - I</b>		
	<b>E</b>	
3.	Account showing by Major heads the Expenditure met from Revenue of the Union, Union Territory and State Governments for the year ended 31st March, 2008	58-85
	<b>O</b>	
	Overview	1-32
	<b>R</b>	
6.	Account showing by Major Heads the Receipts and Disbursements on account of Public Account in respect of Union and State Governments for the year ended 31st March, 2008	134-157
5.	Account showing by Major Heads the Receipts and Disbursements on account of Public Debt, Loans and Advances (Consolidated Fund) and Contingency Fund of the Union, Union Territory and State Governments for the year ended 31st March, 2008	102-133
4.	Account showing by Major Heads the Receipts and Expenditure (Capital Account) of the Union, Union Territory and State Governments for the year ended 31st March, 2008	86-101
2.	Account showing by Major Heads the Revenue Receipts of the Union, Union Territory and State Governments for the year ended 31st March, 2008	42-57
1.	Summary of Receipts and Disbursements of the Union, Union Territory and State Governments for the year ended 31st March 2008.	34-41

