



**FINANCE ACCOUNTS**  
**2006-2007**

**GOVERNMENT OF SIKKIM**

THE UNIVERSITY OF CHICAGO

LIBRARY

DEPARTMENT OF CHEMISTRY

i

## TABLE OF CONTENTS

	PAGE(s)
Certificate of the Comptroller and Auditor General of India	(iii)
Introductory	1-2
<b>PART - I SUMMARISED STATEMENTS</b>	
Statement No .1 - Summary of Transactions	4-27
Statement No .2 - Capital Outlay - Progressive Capital Outlay to the end of 2006-2007	28-31
Statement No .3 - Financial results of Irrigation Works	32-33
Statement No .4 - Debt Position	34-36
(i) Statement of Borrowings	
(ii) Other Obligations	
(iii) Service of Debt	
Statement No .5 - Loans and Advances by the State Government	37
(i) Statement of Loans and Advances	
(ii) Recoveries in Arrears	
Statement No .6 - Guarantees given by Government for repayment of loans, etc. raised by statutory corporations, local bodies and other institutions	38
Statement No .7 - Cash balance and investments of cash balances	39
Statement No .8 - Summary of balances under Consolidated Fund, Contingency Fund and Public Account	40-41
<b>PART - II DETAILED ACCOUNTS AND OTHER STATEMENTS</b>	
<b>A-REVENUE AND EXPENDITURE</b>	
Statement No .9 - Statement of Revenue and Expenditure under different heads for the year 2006-2007 expressed as a percentage of total Revenue/Expenditure	44-49
Statement No .10 - Statement showing the distribution between <i>Charged</i> and Voted Expenditure	50
Statement No .11 - Detailed Accounts of Revenue by Minor Heads	51-67
Statement No .12 - Detailed Accounts of Expenditure by Minor Heads	68-117
Statement No .13 - Detailed Statement of Capital Expenditure during and to end of the year 2006-2007	118-147
Statement No .14 - Details of investments of Government in Statutory Corporations, Government companies, other joint-stock companies, co-operative banks and societies, etc. to the end of 2006-2007	148-163
Reconciliation statement between Statement No. 13 and Statement No. 14	164
Statement No .15 - Statement showing the Capital and other Expenditure (other than on Revenue Account) to the end of 2006-2007 and the principal sources from which the funds were provided for that expenditure	165-168

**B- DEBT, CONTINGENCY FUND AND PUBLIC ACCOUNT**

Statement No .16	Detailed Statement of Receipts, Disbursements and Balances under heads of account relating to Debt. Contingency Fund and Public Account	170-185
Statement No .17	Detailed Statement of Debt and other interest bearing obligations of Government	186-189
	Annexure to Statement No. 17	190-193
Statement No .18	Detailed Statement of Loans and Advances by Government	194-199
Statement No .19	Statement showing the details of earmarked balances	200
	Annexure to Statement No. 19	201

**APPENDIX**

I	Appendix to Statement No. 12 in connection with Grants-in-aid to Local Bodies for the year 2006-2007	203-204
II	Appendix to Statement No. 12 in connection with the Statement showing Expenditure on Salaries by various Department/Major Heads during the year 2006-2007	205-212
III	Appendix to Statement No. 12 in connection with the Statement showing Subsidies given during the year 2006-2007	213-215
IV	Statement of Commitments - List of Incomplete Capital Works	216-227

**CERTIFICATE OF THE COMPTROLLER AND AUDITOR GENERAL OF INDIA**

This compilation containing the Finance Accounts of the Government of Sikkim for the year 2006-2007 presents the accounts of the receipts and outgoings of the Government for the year, together with the financial results disclosed by the revenue and capital accounts, the accounts of the public debt and the liabilities and assets as worked out from the balances recorded in the accounts. The Appropriation Accounts of the Government for the year for Grants and Charged Appropriations, presented separately, supplement this compilation.


These accounts have been prepared and examined under my direction in accordance with the requirements of the Comptroller and Auditor General's (Duties, Powers and Conditions of Service) Act, 1971. According to the best of my information, as a result of Audit of these accounts, the Accounts now presented read with the observations in this compilation, are correct statements of receipts and outgoings of the Government of Sikkim for the year 2006-2007. Points of interest arising out of the study of these accounts as well as test audit conducted during the year or earlier years are contained in my report being presented separately for the year 2006-2007, Government of Sikkim.



(VIJAYENDRA N. KAUL)  
Comptroller and Auditor General of India

New Delhi,  
The

15 OCT 2007



13 OCT 1911

# INTRODUCTORY

1. The accounts of Government are kept in the following three parts:-

Part I -	Consolidated Fund
Part II -	Contingency Fund
Part III -	Public Account

In Part I, namely Consolidated Fund, there are two main division, viz.-

(1) Revenue - consisting of sections for 'Receipt heads (Revenue Account)' and 'Expenditure heads (Revenue Account)';

(2) Capital, Public Debt, Loans, etc.-consisting of sections for 'Receipt heads (Capital Accounts)' 'Expenditure Heads (Capital Accounts)' and 'Public Debt, Loans and Advances, etc.

The Revenue division deals with the proceeds of taxation and other receipts classed as revenue and the expenditure met therefrom, the net result of which represents the revenue surplus or deficit for the year.

In Capital division, the section 'Receipt heads (Capital Account)' deals with receipts of capital nature which cannot be applied as a set-off to capital expenditure.

The section 'Expenditure heads (Capital Account)' deals with expenditure met usually from borrowed funds with the object of increasing concrete assets of a material and permanent character. It also includes receipt of a capital nature intended to be applied as a set-off against expenditure.

The section 'Public Debt, Loans and Advances, etc.' comprises loans raised and their repayments by Government such as 'Internal Debt.' and 'Loans and Advances' made (and their recoveries) by Government. This section also includes certain special types of heads for transactions relating to Appropriation to the 'Contingency Fund' and 'Inter-State Settlement'.

In Part II, namely Contingency Fund, of the Accounts, the transactions connected with the Contingency Fund established under Article 267 of the Constitution of India are recorded.

In Part III, namely Public Account, of the accounts, the transactions relating to 'Debt' (other than those included in Part I), 'Deposits', 'Advances', 'Remittances' and 'Suspense' are recorded. The transactions under 'Debt', 'Deposits' and 'Advances' in this part are those in respect of which Government incurs a liability to repay the money received or has a claim to recover the amounts, paid together with the repayments of the former ('Debt.' and 'Deposits') and the recoveries of the latter ('Advances'). The transactions relating to 'Remittances' and 'Suspense' in this part embrace all merely adjusting heads under which appear such transactions as remittances of cash between treasuries and currency chests, transfers between different accounting circles, etc. The initial debits or credits to these heads will be cleared eventually by corresponding receipts or payments either within the same circle of account or in another account circle.

## 2. Sectors and Heads of Accounts

Within each of the sections in Part I mentioned above, the transactions are grouped into sectors such as 'Tax Revenue', 'Non-Tax Revenue', and 'Grants-in-aid and contributions' for the receipt heads (Revenue Account), and 'General Services', 'Social Services', 'Economic Services', and 'Grants-in-aid and contributions' for expenditure heads. Specific functions or services (such as Education, Sports, Art and Culture Health and Family Welfare, Water Supply and Sanitation, Housing and Urban Development, etc., in respect of Social Services) are grouped in sectors for expenditure heads. In Part III (Public Accounts) also, the transactions are grouped into sectors, such as 'Small Savings', 'Provident Funds', 'Reserve Funds', etc. The Sectors are sub-divided into major heads of account. In some cases, the Sectors are, in addition, sub-divided into sub-sectors before their division into major heads of account.

The major heads are divided into minor heads, with a number of subordinate heads, generally known as subheads. The sub-heads are further divided into detailed heads. Under each of these heads, the expenditure is shown distributed between charged and voted. Sometimes major heads are also divided into sub-major heads before their further division into minor heads. Apart from the sectoral and sub-sectoral classification the Major Heads, Sub-major Heads, Minor Heads, Sub-heads Detailed Heads and Object-heads together constitute a six-tier arrangement of the classification structure of the Government Accounts.

The major, minor and sub-heads prescribed for the classification of expenditure in the general accounts are not necessarily identical with the grants, sub-heads and other units of allotments which are adopted by the Government for Demands for Grants presented to the Parliament or Legislature but in general a certain degree of correlation is maintained between the demands for Grants and the Finance Accounts.

The major heads of accounts, falling within the sectors for expenditure heads, generally correspond to functions of Government, while the minor heads, subordinate to them, identify the programmes undertaken to achieve the objectives of the functions represented by the major head. The sub-head represents the scheme, the detailed head the sub-scheme and object head the object level of classification.

### **3. Coding Pattern- Major Heads:**

From 1st April, 1987 a four digit Code has been allotted to the major heads, the first digit indicating whether the major head is a Receipt head or Revenue Expenditure head or Capital Expenditure head or a Loan head.

The First digit of code for Revenue Receipt head is either 'O' or 'I'. Adding '2' to the first digit code of the Revenue Receipt head will give the number allotted to corresponding Revenue Expenditure head; adding another '2', the Capital Expenditure head; and another '2', the Loan head of Account. For example, for Crop Husbandry code 0401 represents the Receipt head, 2401, the Revenue Expenditure head, 4401, Capital Outlay head and 6401, Loan head.

Such a pattern is, however, not relevant for those departments which are not operating Capital/Loan heads of accounts e.g. Department of Supply. In a few cases, where receipt and expenditure are not heavy, certain functions have been combined under a single major head, the functions themselves forming sub-major heads under that Major Head.

#### **Sub-Major Heads:**

A two digit code has been allotted, the code starting from 01 under each Major head. Where no sub-major head exists it is allotted a code '00'. The nomenclature 'General' has been allotted Code '80' so that even after further sub-major heads are introduced the Code for 'General' will continue to remain the last one.

#### **Minor Heads:**

These have been allotted a three digit code, the codes starting from '001' under each sub major/major head (where there is no sub-major head). Codes from '001' to '100' and few codes '750' to '900' have been reserved for certain standard minor heads. The coding pattern for minor heads has been designed in such a way that in respect of certain minor heads having a common nomenclature under many major/sub-major heads, the same three digit code is adopted as far as possible.

Under this scheme of codification, the receipt major head (Revenue account) are assigned the block numbers from 0020 to 1606, expenditure major heads (Revenue account) from 2011 to 3606, expenditure major heads (Capital account) from 4046 to 5475, major heads, under 'Public Debt' from 6001 to 6004 and those under 'Loans and Advances', 'Inter-State Settlement' and 'Transfer to Contingency Fund' from 6075 to 7999. The code number 4000 has been assigned for capital receipt major head. The only major head 'Contingency Fund' in "Part II-Contingency Fund" has been assigned the code number 8000. The major heads in the Public Account are assigned the code numbers from 8001 to 8999.

4. The transactions included in these accounts represent mainly the actual cash receipts and disbursements during the financial year April to March as distinguished from amounts due to or from Government during the same period. The cash basis system is, however, not entirely suitable for recording the transactions and presenting the true state of affairs of Government commercial undertakings run on commercial principles. The detailed accounts of this class of undertakings are, therefore, maintained outside the regular accounts in proper commercial form and are subject to test check by the Indian Audit and Accounts Department.

5. The figures of actuals shown in these accounts are net, after taking into account the recoveries, although the Demands for Grants presented to the Legislature and the Appropriation Accounts are for gross expenditure and exclude credits and recoveries which are otherwise taken as reduction of expenditure.

6. As mentioned in paragraph 7 of Introductory to Finance Accounts 1975-76, the opening balances under Debt, Deposit and Remittance heads as on 26th April, 1975 were adopted on the basis of information collected from the records maintained by the State Government Departments. These balances are under reconciliation.



---

---

**PART - I**  
**SUMMARISED STATEMENTS**

---

---

## STATEMENT NO. 1

Receipts	ACTUALS	
	2005-2006	2006-2007
(In Lakhs of rupees)		
<b>PART-I</b>		
<b>Revenue Receipt Heads</b>		
<b>A. TAX REVENUE</b>		
<b>(a) Taxes on income and Expenditure</b>		
0020 Corporation Tax	61,15.00	86,54.00
0021 Taxes on Income other than Corporation Tax	47,81.79	46,52.44
0028 Other Taxes On Income and Expenditure	-1.00	18.06
<b>Total-(a) Taxes on income and Expenditure</b>	<b>1,08,95.79</b>	<b>1,33,24.50</b>
<b>(b) Taxes on Property and Capital Transactions</b>		
0029 Land Revenue	61.19	78.00
0030 Stamps and Registration Fees	2,27.17	2,51.95
<b>Total-(b) Taxes on Property and Capital Transactions</b>	<b>2,88.36</b>	<b>3,29.95</b>
<b>(c) Taxes on Commodities and Services</b>		
0037 Customs	46,86.00	53,36.00
0038 Union Excise Duties	57,18.00	56,66.00
0039 State Excise	32,95.78	33,31.36
0040 Taxes on Sales, Trades etc.	56,64.48	74,65.57
0041 Taxes on Vehicles	4,24.43	5,94.84
0044 Service Tax	16,97.00	26,25.00
0045 Other Taxes and Duties on commodities and Services	2,65.62	9,22.68
<b>Total-(c) Taxes on Commodities and Services</b>	<b>2,17,51.31</b>	<b>2,59,41.45</b>
<b>Total -A. TAX REVENUE</b>	<b>3,29,35.46</b>	<b>3,95,95.90</b>
<b>B. NON-TAX REVENUE</b>		

## SUMMARY OF TRANSACTIONS

	Disbursements	ACTUALS	
		2005-2006	2006-2007
(In Lakhs of rupees)			
<b>CONSOLIDATED FUND</b>			
<b>Revenue Expenditure Heads</b>			
<b>A. GENERAL SERVICES</b>			
<b>(a) Organs of State</b>			
2011	Parliament/State/Union Territory Legislatures	3,64.20	3,96.77
2012	President, Vice-President/Governor/Administrator of Union Territories	2,03.97	2,41.44
2013	Council of Ministers	4,73.08	4,47.44
2014	Administration of Justice	6,02.50	7,85.31
2015	Elections	1,16.82	1,46.77
<b>Total-(a) Organs of State</b>		<b>17,60.57</b>	<b>20,17.73</b>
<b>(b) Fiscal Services</b>			
<b>(i) Collection of Taxes on Income and Expenditure</b>			
2020	Collection of Taxes on Income and Expenditure	50.79	56.21
<b>Total-(i) Collection of Taxes on Income and Expenditure</b>		<b>50.79</b>	<b>56.21</b>
<b>(ii) Collection of Taxes on Property and Capital Transactions</b>			
2029	Land Revenue	3,13.16	3,54.48
2030	Stamps and Registration	4.69	6.56
<b>Total-(ii) Collection of Taxes on Property and Capital Transactions</b>		<b>3,17.85</b>	<b>3,61.04</b>
<b>(iii) Collection of Taxes on Commodities and Services</b>			
2039	State Excise Duties	1,76.29	2,05.34
2040	Taxes on Sales, Trades etc.	1,65.76	1,56.81
2041	Taxes on Vehicles	* 57.63	56.25

## STATEMENT NO. 1

Receipts	ACTUALS	
	2005 - 2006	2006 - 2007
(In lakh of rupees)		
<b>PART-I</b>		
<b>Revenue Receipt Heads- Contd.</b>		
<b>B. NON-TAX REVENUE-Contd.</b>		
<b>(b) Interest Receipts, Dividends and Profits</b>		
0049 Interest Receipts	6,31.33	5,33.71
0050 Dividends and Profits	1,14.47	76.21
<b>Total-(b) Interest Receipts, Dividends and Profits</b>	<b>7,45.80</b>	<b>6,09.92</b>
<b>(c) Other Non-Tax Revenue</b>		
<b>(i) General Services</b>		
0051 Public Service commission	0.02	8.13
0055 Police	14,14.06	13,89.91
0058 Stationery and Printing	1,64.74	1,68.73
0059 Public Works	3,08.81	3,74.24
0070 Other Administrative Services	2,92.30	2,52.15
0071 Contributions and Recoveries towards Pension and Other Retirement Benefits	12.48	8.80
0075 Miscellaneous General Services	8,98,52.36	9,63,57.50
<b>Total-(i) General Services</b>	<b>9,20,44.77</b>	<b>9,85,59.46</b>
<b>(ii) Social Services</b>		
0202 Education, Sports, Art and Culture	94.71	1,08.63
0210 Medical and Public Health	90.72	59.65
0215 Water Supply and Sanitation	1,16.48	2,06.47
0216 Housing	28.06	29.93
0217 Urban Development	68.34	63.06
0220 Information and Publicity	18.22	12.81

## SUMMARY OF TRANSACTIONS-Contd.

Disbursements	ACTUALS	
	2005 - 2006	2006 - 2007
(In lakh of rupees)		
<b>CONSOLIDATED FUND-Contd.</b>		
<b>Revenue Expenditure Heads-Contd.</b>		
<b>A. GENERAL SERVICES-Contd.</b>		
<b>(b) Fiscal Services -Concl.</b>		
<b>(iii) Collection of Taxes on Commodities and Services -Concl.</b>		
2045 Other Taxes and Duties on Commodities and Services	45.73	44.88
<b>Total-(iii) Collection of Taxes on Commodities and Services</b>	<b>4,45.41</b>	<b>4,63.28</b>
<b>Total-(b) Fiscal Services</b>	<b>8,14.05</b>	<b>8,80.53</b>
<b>(c) Interest payment and servicing of Debt</b>		
2048 Appropriation for reduction or avoidance of Debt	11,00.00	11,73.00
2049 Interest Payment	1,02,60.04	1,15,26.98
<b>Total-(c) Interest payment and servicing of Debt</b>	<b>1,13,60.04</b>	<b>1,26,99.98</b>
<b>(d) Administrative Services</b>		
2051 Public Service Commission	57.29	61.61
2052 Secretariat-General Services	10,03.65	11,03.31
2053 District Administration	3,83.72	4,02.89
2054 Treasury and Accounts Administration	5,09.39	5,38.80
2055 Police	64,57.88	67,76.21
2056 Jails	1,59.95	1,99.90
2058 Stationery and Printing	3,26.67	2,99.90
2059 Public Works	6,41.07	15,85.10
2070 Other Administrative Services	7,87.40	9,90.32
<b>Total-(d) Administrative Services</b>	<b>1,03,27.02</b>	<b>1,19,58.04</b>
<b>(e) Pensions and Miscellaneous General Services</b>		

## STATEMENT NO. 1

Receipts	ACTUALS	
	2005 - 2006	2006 - 2007
	(In lakh of rupees)	
	<b>PART-I</b>	
<b>Revenue Receipt Heads- Contd.</b>		
<b>B. NON-TAX REVENUE-Contd.</b>		
<b>(c) Other Non-Tax Revenue -Contd.</b>		
<b>(ii) Social Services-Concltd.</b>		
0230 Labour and Employment	15.74	20.95
0235 Social Security and Welfare	44.25	22.11
0250 Other Social Services	0.92	6.25
<b>Total-(ii) Social Services</b>	<b>4,77.44</b>	<b>5,29.86</b>
<b>(iii) Economic Services</b>		
0401 Crop Husbandry	35.52	50.32
0403 Animal Husbandry	40.70	39.31
0405 Fisheries	1.33	1.07
0406 Forestry and Wild Life	9,97.46	9,49.64
0407 Plantations	2,01.05	1,95.06
0408 Food Storage and Warehousing	6.31	19.46
0425 Co-operation	0.35	0.52
0515 Other Rural Development Programmes	1,30.89	1,09.55
0702 Minor Irrigation	30.51	19.14
0801 Power	28,00.01	58,16.43
0810 Non Conventional Sources of Energy	...	0.50
0851 Village and Small Industries	14.36	9.67
0852 Industries	19.16	2.48
0853 Non-ferrous Mining and Metallurgical industries	10.35	10.05

## SUMMARY OF TRANSACTIONS-Contd.

Disbursements	ACTUALS	
	2005 - 2006	2006 - 2007
(In lakh of rupees)		
<b>CONSOLIDATED FUND-Contd.</b>		
<b>Revenue Expenditure Heads-Contd.</b>		
<b>A. GENERAL SERVICES -Concl.</b>		
<b>(e) Pensions and Miscellaneous General Services -Concl.</b>		
2071 Pensions and Other Retirement benefits	41,52.72	49,23.75
2075 Miscellaneous General Services	8,79,27.98	9,23,31.77
<b>Total-(e) Pensions and Miscellaneous General Services</b>	<b>9,20,80.70</b>	<b>9,72,55.52</b>
<b>Total -A. GENERAL SERVICES</b>	<b>11,63,42.38</b>	<b>12,48,11.80</b>
<b>B. SOCIAL SERVICES</b>		
<b>(a) Education, Sports, Art and Culture</b>		
2202 General Education	1,85,39.09	1,97,61.83
2203 Technical Education	2,41.26	2,81.74
2204 Sports and Youth Services	5,91.78	6,43.81
2205 Art and Culture	4,27.90	4,70.59
<b>Total-(a) Education, Sports, Art and Culture</b>	<b>1,98,00.03</b>	<b>2,11,57.97</b>
<b>(b) Health and Family Welfare</b>		
2210 Medical and Public Health	46,09.66	49,24.06
2211 Family Welfare	5,79.48	5,60.28
<b>Total-(b) Health and Family Welfare</b>	<b>51,89.14</b>	<b>54,84.34</b>
<b>(c) Water Supply, Sanitation, Housing and Urban Development</b>		
2215 Water Supply and Sanitation	13,99.24	14,98.20
2216 Housing	18,67.51	14,03.13
2217 Urban Development	5,46.41	6,46.41
<b>Total-(c) Water Supply, Sanitation, Housing and Urban Development</b>	<b>38,13.16</b>	<b>35,47.74</b>

## STATEMENT NO. 1

Receipts	ACTUALS	
	2005 - 2006	2006 - 2007
	(In lakh of rupees)	
	PART-I	
<b>Revenue Receipt Heads- Concl.</b>		
<b>B. NON-TAX REVENUE-Concl.</b>		
<b>(c) Other Non-Tax Revenue -Concl.</b>		
<b>(iii) Economic Services-Concl.</b>		
1055 Road Transport	13,66.76	14,85.60
1425 Other Scientific Research	...	0.01
1452 Tourism	81.40	87.04
1475 Other General Economic Services	5.96	9.18
<b>Total-(iii) Economic Services</b>	<b>57,42.12</b>	<b>88,05.03</b>
<b>Total-(c) Other Non-Tax Revenue</b>	<b>9,82,64.33</b>	<b>10,78,94.35</b>
<b>Total -B. NON-TAX REVENUE</b>	<b>9,90,10.13</b>	<b>10,85,04.27</b>
<b>C. GRANTS-IN-AID AND CONTRIBUTIONS</b>		
1601 Grants-in-aid from Central government	6,44,89.98	6,35,53.90
<b>Total -C. GRANTS-IN-AID AND CONTRIBUTIONS</b>	<b>6,44,89.98</b>	<b>6,35,53.90</b>
<b>Total -Revenue Receipt Heads</b>	<b>19,64,35.57</b>	<b>21,16,54.07</b>



## SUMMARY OF TRANSACTIONS-Contd.

Disbursements	ACTUALS	
	2005 - 2006	2006 - 2007
(In lakh of rupees)		
<b>CONSOLIDATED FUND-Contd.</b>		
<b>Revenue Expenditure Heads-Contd.</b>		
<b>B. SOCIAL SERVICES -Concl.</b>		
<b>(d) Information and Broadcasting</b>		
2220 Information and Publicity	3,88.92	5,56.05
<b>Total-(d) Information and Broadcasting</b>	<b>3,88.92</b>	<b>5,56.05</b>
<b>(e) Welfare of Schedule Castes, Schedule Tribes and Other Backward Classes</b>		
2225 Welfare of Sceduled Castes,Sceduled Tribes and Other Backward Classes	6,14.07	13,15.24
<b>Total-(e) Welfare of Schedule Castes, Schedule Tribes and Other Backward Classes</b>	<b>6,14.07</b>	<b>13,15.24</b>
<b>(f) Labour and Labour Welfare</b>		
2230 Labour and Employment	1,50.19	1,82.38
<b>Total-(f) Labour and Labour Welfare</b>	<b>1,50.19</b>	<b>1,82.38</b>
<b>(g) Social Welfare and Nutrition</b>		
2235 Social Security and Welfare	12,97.86	13,90.45
2236 Nutrition	5,95.69	5,58.59
2245 Relief on Account of Natural Calamities	15,33.87	9,83.36
<b>Total-(g) Social Welfare and Nutrition</b>	<b>34,27.42</b>	<b>29,32.40</b>
<b>(h) Others</b>		
2250 Other Social Services	3,77.52	3,87.16
2251 Secretariat-Social Services	18.05	17.95
<b>Total-(h) Others</b>	<b>3,95.57</b>	<b>4,05.11</b>
<b>Total -B. SOCIAL SERVICES</b>	<b>3,37,78.50</b>	<b>3,55,81.23</b>
<b>C. ECONOMIC SERVICES</b>		
<b>(a) Agriculture and Allied Activities</b>		

STATEMENT NO. 1

---

Receipts	ACTUALS	
	2005 - 2006	2006 - 2007

(In lakh of rupees)

---

PART-I

## SUMMARY OF TRANSACTIONS-Contd.

	Disbursements	ACTUALS	
		2005 - 2006	2006 - 2007
(In lakh of rupees)			
<b>CONSOLIDATED FUND-Contd.</b>			
<b>Revenue Expenditure Heads-Contd.</b>			
<b>C. ECONOMIC SERVICES-Contd.</b>			
<b>(a) Agriculture and Allied Activities -Concltd.</b>			
2401	Crop Husbandry	21,70.97	23,66.61
2402	Soil and Water Conservation	4,10.14	4,26.24
2403	Animal Husbandry	12,28.38	14,61.97
2404	Diary Development	3,50.70	4,00.10
2405	Fisheries	1,93.81	2,00.10
2406	Forestry and Wild Life	19,55.61	25,22.41
2407	Plantations	2,77.80	2,78.35
2408	Food Storage and Warehousing	14,67.19	10,15.18
2415	Agricultural Research and Education	86.51	14.32
2425	Co-operation	4,83.85	5,35.72
2435	Other Agricultural Programmes	14,26.84	18,82.21
<b>Total-(a) Agriculture and Allied Activities</b>		<b>1,00,51.80</b>	<b>1,11,03.21</b>
<b>(b) Rural Development</b>			
2501	Special Programmes for Rural Development	3,90.60	4,78.30
2505	Rural Employment	2,87.00	2,87.00
2506	Land Reforms	29.93	38.76
2515	Other Rural Development Programmes	25,33.10	28,55.65
<b>Total-(b) Rural Development</b>		<b>32,40.63</b>	<b>36,59.71</b>
<b>(c) Special Areas Programmes</b>			
2575	Other Special Areas Programmes	2,29.57	4,23.73



## SUMMARY OF TRANSACTIONS - Contd.

Disbursements	ACTUALS	
	2005 - 2006	2006 - 2007
(In lakh of rupees)		
<b>CONSOLIDATED FUND-Contd.</b>		
<b>Revenue Expenditure Heads-Contd.</b>		
<b>C. ECONOMIC SERVICES-Contd.</b>		
<b>(c) Special Areas Programmes -Concl.</b>		
<b>Total-(c) Special Areas Programmes</b>	<b>2,29.57</b>	<b>4,23.73</b>
<b>(d) Irrigation and Flood Control</b>		
2702 Minor Irrigation	5,67.73	7,71.83
2705 Command Area Development	4.97	...
2711 Flood Control and Drainage	2,83.76	7,77.96
<b>Total-(d) Irrigation and Flood Control</b>	<b>8,56.46</b>	<b>15,49.79</b>
<b>(e) Energy</b>		
2801 Power	41,59.03	37,75.50
2810 Non-Conventional Sources of Energy	30.00	43.00
<b>Total-(e) Energy</b>	<b>41,89.03</b>	<b>38,18.50</b>
<b>(f) Industry and Minerals</b>		
2851 Village and Small Industries	8,92.42	8,98.52
2852 Industries	13,87.64	1,01.56
2853 Non-ferrous Mining and Metallurgical Industries	1,76.87	1,76.72
<b>Total-(f) Industry and Minerals</b>	<b>24,56.93</b>	<b>11,76.80</b>
<b>(g) Transport</b>		
3054 Roads and Bridges	23,89.27	32,76.62
3055 Road Transport	18,82.92	17,23.88
<b>Total-(g) Transport</b>	<b>42,72.19</b>	<b>50,00.50</b>
<b>(i) Science Technology and Environment</b>		

## STATEMENT NO. 1

---

Receipts	ACTUALS	
	2005 - 2006	2006 - 2007

---

(In lakh of rupees)

---

PART-I

## SUMMARY OF TRANSACTIONS-Contd.

Disbursements	ACTUALS	
	2005 - 2006	2006 - 2007
(In lakh of rupees)		
<b>CONSOLIDATED FUND-Contd.</b>		
<b>Revenue Expenditure Heads-Concl.</b>		
<b>C. ECONOMIC SERVICES -Concl.</b>		
<b>(i) Science Technology and Environment -Concl.</b>		
3425 Other Scientific Research	74.59	1,44.55
3435 Ecology and Environment	32.29	54.84
<b>Total-(i) Science Technology and Environment</b>	<b>1,06.88</b>	<b>1,99.39</b>
<b>(j) General Economic Services</b>		
3451 Secretariate-Economic Services	3,71.39	2,17.55
3452 Tourism	5,87.39	6,58.45
3454 Census Surveys and Statistics	2,29.13	4,01.36
3456 Civil Supplies	...	69.76
3475 Other General Economic Services	47.63	84.36
<b>Total-(j) General Economic Services</b>	<b>12,35.54</b>	<b>14,31.48</b>
<b>Total -C. ECONOMIC SERVICES</b>	<b>2,66,39.03</b>	<b>2,83,63.11</b>
<b>Total -Revenue Expenditure Heads</b>	<b>17,67,59.91</b>	<b>18,87,56.14</b>
<b>Revenue Surplus(+)/Deficit(-)</b>	<b>1,96,75.66</b>	<b>2,28,97.93</b>
<b>Total - Expenditure Heads (Capital Account)(A)</b>	<b>3,45,72.62</b>	<b>3,26,42.11</b>

## STATEMENT NO. 1

Receipts	ACTUALS	
	2005 - 2006	2006 - 2007
(In lakh of rupees)		
<b>PART-I</b>		
<b>E. PUBLIC DEBT</b>		
6003 Internal Debt of the State Government	1,22,07.10	1,32,22.15
6004 Loans and Advances from the Central Government	22,98.55	10,52.39
<b>Total -E. PUBLIC DEBT</b>	<b>1,45,05.65</b>	<b>1,42,74.54</b>
<b>F. LOANS AND ADVANCES</b>		
Recoveries of Loans and Advances	13.62	78.16
<b>Total -F. LOANS AND ADVANCES</b>	<b>13.62</b>	<b>78.16</b>
<b>Total - Part I-Cosolidated Fund</b>	<b>21,09,54.84</b>	<b>22,60,06.77</b>
<b>PART-II</b>		
<b>CONTINGENCY FUND</b>		
8000 Contingency Fund	...	10.00
<b>Total - Contingency Fund</b>	<b>...</b>	<b>10.00</b>



## SUMMARY OF TRANSACTIONS - Contd.

Disbursements	ACTUALS	
	2005 - 2006	2006 - 2007
(In lakh of rupees)		
<b>CONSOLIDATED FUND-Concl'd.</b>		
<b>E. PUBLIC DEBT</b>		
6003 Internal Debt of the State Government	20,34.93	25,75.60
6004 Loans and Advances from the Central Government	12,04.74	13,27.44
<b>Total -E. PUBLIC DEBT</b>	<b>32,39.67</b>	<b>39,03.04</b>
<b>F. LOANS AND ADVANCES</b>		
Loans and Advances	...	20
<b>Total -F. LOANS AND ADVANCES</b>	<b>...</b>	<b>20</b>
<b>Total - Part I-Cosolidated Fund</b>	<b>21,45,72.20</b>	<b>22,53,21.29</b>
<b>CONTINGENCY FUND</b>		
<b>CONTINGENCY FUND</b>		
8000 Contingency Fund	10.00	...
<b>Total - Contingency Fund</b>	<b>10.00</b>	<b>...</b>

## STATEMENT NO. I

Receipts	ACTUALS		PART-III
	2005 - 2006	2006 - 2007	
(In lakh of rupees)			
<b>I. SMALL SAVINGS, PROVIDENT FUNDS, ETC.</b>			
<b>(b) Provident Funds</b>			
8009 State Provident Funds	71,61.72	77,58.21	
Total - (b) Provident Funds	71,61.72	77,58.21	
<b>(c) Other Accounts</b>			
8011 Insurance and Pension Funds	2,19.45	2,44.35	
Total - (c) Other Accounts	2,19.45	2,44.35	
<b>Total -I. SMALL SAVINGS, PROVIDENT FUNDS, ETC.</b>	<b>73,81.17</b>	<b>80,02.56</b>	
<b>J. RESERVE FUND</b>			
<b>(b) Reserve Funds not bearing Interest</b>			
8222 Sinking Funds	11,00.00	11,73.00	
8235 General and Other Reserve Funds	17,54.87	19,30.85	
Total - (b) Reserve Funds not bearing Interest	28,54.87	31,03.85	
<b>Total -J. RESERVE FUND</b>	<b>28,54.87</b>	<b>31,03.85</b>	
<b>K. DEPOSIT AND ADVANCES</b>			
<b>(a) Deposits bearing Interest</b>			
8342 Other Deposits	...	13.47	
Total*- (a) Deposits bearing Interest	...	13.47	
<b>(b) Deposits not bearing Interest</b>			
8443 Civil Deposits	28,22.84	24,56.48	
Total - (b) Deposits not bearing Interest	28,22.84	24,56.48	
<b>Total -K. DEPOSIT AND ADVANCES</b>	<b>28,22.84</b>	<b>24,69.95</b>	
<b>L. SUSPENSE AND MISCELLANEOUS</b>			

## SUMMARY OF TRANSACTIONS - Contd.

	Disbursements	ACTUALS	
		2005 - 2006	2006 - 2007
(In lakh of rupees)			
<b>PUBLIC ACCOUNT</b>			
<b>I. SMALL SAVINGS, PROVIDENT FUNDS, ETC.</b>			
<b>(b) Provident Funds</b>			
8009	State Provident Funds	60,22.14	63,23.60
	Total - (b) Provident Funds	60,22.14	63,23.60
<b>(c) Other Accounts</b>			
8011	Insurance and Pension Funds	60.07	53.79
	Total - (c) Other Accounts	60.07	53.79
<b>Total -I. SMALL SAVINGS, PROVIDENT FUNDS, ETC.</b>		<b>60,82.21</b>	<b>63,77.39</b>
<b>J. RESERVE FUND</b>			
<b>(b) Reserve Funds not bearing Interest</b>			
8222	Sinking Funds	11,00.00	11,73.00
8235	General and Other Reserve Funds	14,66.71	29,16.51
	Total - (b) Reserve Funds not bearing Interest	25,66.71	40,89.51
<b>Total -J. RESERVE FUND</b>		<b>25,66.71</b>	<b>40,89.51</b>
<b>K. DEPOSIT AND ADVANCES</b>			
<b>(b) Deposits not bearing Interest</b>			
8443	Civil Deposits	25,14.96	19,23.91
	Total - (b) Deposits not bearing Interest	25,14.96	19,23.91
<b>Total -K. DEPOSIT AND ADVANCES</b>		<b>25,14.96</b>	<b>19,23.91</b>
<b>L. SUSPENSE AND MISCELLANEOUS</b>			
<b>(b) Suspense</b>			
8658	Suspence Accounts	-2,89.85	20.76

## STATEMENT NO. 1

Receipts	ACTUALS	
	2005 - 2006	2006 - 2007
	(In lakh of rupees)	
		PART-III
<b>L. SUSPENSE AND MISCELLANEOUS-Concl.</b>		
<b>(b) Suspense</b>		
8658 Suspence Accounts	-2,21.74	-8.55
Total - (b) Suspense	-2,21.74	-8.55
<b>(c) Other Accounts</b>		
8670 Cheques and Bills	8,90,87.34	11,19,94.75
8671 Departmental Balances	4,96.51	3,96.66
8672 Permanent Cash Imprest	0.93	0.11
8673 Cash Balance Investment Account	7,35,64.00	6,84,76.00
Total - (c) Other Accounts	16,31,48.78	18,08,67.52
<b>Total -L. SUSPENSE AND MISCELLANEOUS</b>	<b>16,29,27.04</b>	<b>18,08,58.97</b>
<b>M. REMITTANCES</b>		
<b>(a) Money Orders, and other Remittances</b>		
8782 Cash Remittances and adjustments between officers rendering accounts to the same Accounts Officer	4,37,28.68	4,56,45.23
Total - (a) Money Orders, and other Remittances	4,37,28.68	4,56,45.23
<b>Total -M. REMITTANCES</b>	<b>4,37,28.68</b>	<b>4,56,45.23</b>
<b>Total - Public Account</b>	<b>21,97,14.60</b>	<b>24,00,80.56</b>
<b>Total - Receipts Part I,II and III</b>	<b>43,06,69.44</b>	<b>46,60,97.33</b>
<b>N. Cash Balance</b>		
<b>Opening Cash Balance</b>	<b>81,58.27</b>	<b>1,70,92.58</b>
<b>GRAND TOTAL</b>	<b>43,88,27.71</b>	<b>48,31,89.91</b>

## SUMMARY OF TRANSACTIONS-Concl'd.

Disbursements	ACTUALS	
	2005 - 2006	2006 - 2007
(In lakh of rupees)		
<b>PUBLIC ACCOUNT-Concl'd.</b>		
<b>L. SUSPENSE AND MISCELLANEOUS -Concl'd.</b>		
<b>(b) Suspense -Concl'd.</b>		
Total - (b) Suspense	-2,89.85	20.76
<b>(c) Other Accounts</b>		
8670 Cheques and Bills	8,80,46.44	11,14,02.77
8671 Departmental Balances	4,94.44	3,82.26
8672 Permanent Cash Imprest	1.25	0.18
8673 Cash Balance Investment Account	5,83,76.00	8,28,00.00
Total - (c) Other Accounts	14,69,18.13	19,45,85.21
<b>Total -L. SUSPENSE AND MISCELLANEOUS</b>	<b>14,66,28.28</b>	<b>19,46,05.97</b>
<b>M. REMITTANCES</b>		
<b>(a) Money Orders, and other Remittances</b>		
8782 Cash Remittances and adjustments between officers rendering accounts to the same Accounts Officer	4,93,60.77	4,44,53.26
Total - (a) Money Orders, and other Remittances	4,93,60.77	4,44,53.26
<b>Total -M. REMITTANCES</b>	<b>4,93,60.77</b>	<b>4,44,53.26</b>
<b>Total - Public Account</b>	<b>20,71,52.93</b>	<b>25,14,50.04</b>
<b>Total - Disbursement Part I,II and III</b>	<b>42,17,35.13</b>	<b>47,67,71.33</b>
<b>N. Cash Balance</b>		
Closing Cash Balance	1,70,92.58	64,18.58
<b>GRAND TOTAL</b>	<b>43,88,27.71</b>	<b>48,31,89.91</b>

## STATEMENT NO. 1 - SUMMARY OF TRANSACTIONS

### Explanatory Notes :-

1. There was a revenue surplus of Rs. 2,28.98 crore in 2006-2007 against a surplus of Rs. 1,96.76 crore in 2005-2006. Taking into accounts the transactions other than Revenue Accounts also, there was an overall deficit of Rs. 106.84 crore in 2006-2007 against a surplus of Rs. 89.35 crore in 2005-2006. The details are given below :-

		2005-2006		2006-2007
				(In crores of rupees)
Opening Cash Balance	(+)	81.58	(+)	1,70.93
<b>Part I Consolidate Fund</b>				
(a) Transaction of Revenue Account				
Receipts Heads	(+)	19,64.36	(+)	21,16.54
Expenditure Heads	(-)	17,67.60	(-)	18,87.56
Net Revenue Surplus/Deficit	(+)	196.76	(+)	2,28.98
(b) Transactions other than Revenue Account				
Capital Account-Net	(-)	3,45.73	(-)	3,26.42
Public Debt-Net	(+)	1,12.67	(+)	1,03.72
Loans and Advances-Net	(+)	0.13	(+)	0.58
Transfer to Contingency Fund Net		NIL		NIL
<b>Part II - Contingency Fund-Net</b>	(-)	0.10		NIL
<b>Part III-Public Account-Net</b>	(+)	1,25.62	(-)	1,13.70
Closing Balance	(+)	1,70.93	(+)	64.19
Overall Surplus/Deficit	(+)	89.35	(-)	1,06.84

### 2. Receipts from the Government of India :-

Out of the total revenue receipts of Rs. 21,16,54.07 lakh in 2006-2007 Rs. 6,35,53.90 lakh (30% of the total Revenue Receipts) were received from Government of India as Grants-in-aid and Rs 2,22,78.00 lakh (11% of the total revenue receipt) was received as share of net proceeds of Taxes assigned to states as shown below :-

#### Grants in Aid :-

		2005-2006		2006-2007
				(In lakhs of rupees)
(i) Non-Plan Grants		1,58,71.39		64,25.88
(ii) Grants for State Plan Schemes		3,66,36.17		4,43,46.95
(iii) Grants for Central Plan Schemes		2,71.24		2,56.56
(iv) Grants for Centrally Sponsored Plan Schemes		96,21.18		1,01,95.28
(v) Grants for Special Plan Schemes (North Eastern Council)		20,90.00		23,29.23
<b>Total</b>		<b>6,44,89.98</b>		<b>6,35,53.90</b>

#### Share of net proceeds of Taxes

(i) Share of net proceeds on Corporation Tax		61,15.00		86,54.00
(ii) Share of net proceeds on Other Taxes on Income and Expenditure		(-) 1.00		(-) 1.00

## STATEMENT NO. 1 - SUMMARY OF TRANSACTIONS—Contd.

(iii)	Share of net proceeds on Customs	46,86.00	53,36.00
(iv)	Share of net proceeds on Union Excise duties	57,18.00	56,66.00
(v)	Share of net proceeds on Service Tax	16,97.00	26,25.00
(vi)	Share of net proceeds on Other Taxes and duties on Commodities and Services	(-) 2.00	(-) 2.00
	<b>Total</b>	<b>1,82,13.00</b>	<b>2,22,78.00</b>

(i) Rs. 635.54 crore being the Grants-in-aid from Government of India does not includes Rs. 14.45 crore of Grants-in-aid as the same was not credited into Accounts during the year 2006-07.

(ii) Rs. 635.54 crore also includes Rs. 32.91 crore of the previous year Grants-in-aid contribution from Government of India but not accounted for that year.

(iii) Due to non-implementation of Indian Income Tax Act, 1961 in the State of Sikkim, no Shareable Taxes on Income Tax and Wealth Tax from Government of India are accepted by the Government of Sikkim. During 2006-07 Rs. 51,85.00 lakh and Rs. 11.00 lakh received as Income Tax and Wealth Tax respectively from Government of India. Out of total proceeds of Rs. 51,96.00 lakh (Rs. 51,85.00+Rs. 11.00) an amount of Rs. 50,81.00 lakh has been refunded and Rs. 1,15.00 lakh has been adjusted against excess refunded in the previous years.

(iv) As per the sanction order of Ministry of Finance, Department of Economic Affairs (Budget Division) adjustment of outstanding dues made from the State Government hence, minus figures arrived under Share of net proceeds on Other Taxes on Income and Expenditure and Other Taxes on Duties and Commodities and Services.

### 3. Revenue Receipts :-

The increase of Rs. 15,218.50 lakh in revenue receipts from Rs. 19,64,35.57 lakh in 2005-2006 to Rs. 21,16,54.07 lakh in 2006-2007 was mainly due to more realisation of shareable taxes of Government of India during the year. The increase in revenue was as under:-

Serial No.	Major Heads of Account	Actuals		Increase
		2005-2006	2006-2007	
		(In lakhs of rupees)		
(1)	<b>0028 – Other Taxes on Income and Expenditure</b> Increase was due to more realisation of Taxes on Professions Traders, Callings and Employment.	(-)1.00	18.06	20.06
(2)	<b>0044 – Service Tax</b> Increase was due to more realisation of shareable taxes from Government of India if compare with previous year.	16,97.00	26,25.00	9,28.00
(3)	<b>0045 – Other Taxes and Duties</b> Increase was due to more realisation from Cesses Under Other Acts.	2,65.62	9,22.68	6,56.46
(4)	<b>0051 – Public Service Commission</b> Increase was due to more realisation of Examination Fees.	0.02	8.13	8.11
(5)	<b>0075 – Miscellaneous General Services</b> Increase was due to unclaimed deposits.	8,98,52.36	9,63,57.50	65,05.14
(6)	<b>0215 – Water Supply and Sanitation</b> Increase was due to more receipt from Urban Water Supply Scheme.	1,16.48	2,06.47	89.99
(7)	<b>0801 – Power</b> Increase was due to more realisation on sale of power.	28,00.01	58,16.43	30,16.42
(8)	<b>0037 – Customs</b> Increase was due to more realisation of shareable taxes from Government of India.	46,86.00	53,36.00	6,50.00

## STATEMENT NO. 1 - SUMMARY OF TRANSACTIONS contd.

The increase in the Revenue Receipts under above heads was partly counter balanced by decrease in the revenue receipt mainly under following heads :-

Serial No.	Major Heads of Account	Actuals		Decrease
		2005-2006	2006-2007	
		(In lakhs of rupees)		
(1)	<b>0049 – Interest Receipts</b> Decrease was due to less realisation of interest from investment of cash balance.	6,31.33	5,33.71	97.62
(2)	<b>0050 – Dividends and Profits</b> Decrease was due to less realisation of dividends from Public Sector Undertakings.	1,14.47	76.21	38.26
(3)	<b>0055 – Police</b> Decrease was due to less realisation under miscellaneous receipts of the Department.	14,14.06	13,89.91	24.15
(4)	<b>0235 – Social Security and Welfare</b> Decrease was due to less realisation under miscellaneous receipts of the Department.	44.25	22.11	22.14
(5)	<b>0406 – Forestry and Wild Life</b> Decrease was due to less realisation under miscellaneous receipts of the Department.	9,97.46	9,49.64	47.82
(6)	<b>0407 – Plantations</b> Decrease was due to less receipts on other receipts.	2,01.05	1,95.06	59.90
(7)	<b>1601 – Grants in Aid from Central Government</b> Decrease was due to less receipt of Central Assistance from Government of India under Non-Plan Grants.	6,44,89.98	6,35,53.90	9,36.08

## 4. Expenditure on Revenue Account:-

The increase of Rs 1,64,07.20 lakh in the Revenue Account (Rs 17,67,59.90 lakh in 2005-2006 to Rs 18,87,56.15 lakh in 2006-2007) was mainly as under :-

Serial No.	Major Heads of Account	Actuals		Increase
		2005-2006	2006-2007	
		(In lakhs of rupees)		
1.	<b>2014 – Administration of Justice</b> Increase was due to more expenditure incurred on High Court.	6,02.50	7,85.30	182.80
2.	<b>2049 – Interest Payment</b> Increase was due to more expenditure incurred on Payment of Interest towards Internal Debt.	1,02,60.04	1,15,26.98	12,66.94
3.	<b>2059 – Public Works</b> Increase was due to more expenditure incurred on Maintenance and Repairs.	6,41.07	15,85.10	9,44.03
4.	<b>2055 – Police</b> Increase was due to more expenditure incurred on Direction & Administration and Modernisation of Police Force.	64,57.89	67,76.21	3,18.32



## STATEMENT NO. 1 - SUMMARY OF TRANSACTIONS—Concl'd.

Serial No.	Major Heads of Account	Actuals		Increase
		2005-2006	2006-2007 (In lakhs of rupees)	
5.	<b>2071 – Pension and Other Retirement Benefits</b> Increase was due to more expenditure incurred towards payment of retirement benefits..	41,52.72	49,23.75	7,71.03
6.	<b>2075 – Miscellaneous</b> Increase was due to more expenditure incurred by the Lottery Department towards payment of prize money on online lottery.	8,79,27.98	9,23,31.77	44,03.79
7.	<b>2202 – General Education</b> Increase was due to more expenditure incurred on Elementary Education and Secondary Education.	1,85,39.09	1,97,61.83	12,23.83
8.	<b>2210 – Medical and Public Health</b> Increase was due to more expenditure incurred on Urban & Rural – Allopathy Health Services.	46,09.66	49,24.06	3,14.40
9.	<b>2220 – Information &amp; Publicity</b> Increase was due to more expenditure incurred on Direction and Administration.	3,88.92	5,56.05	1,67.13
10.	<b>2406 – Forestry &amp; Wildlife</b> Increase was due to more expenditure incurred on Forest Conservation & Social Forestry.	19,55.61	25,22.40	5,66.79
11.	<b>2435 – Other Agricultural Programme</b> Increase was due to more expenditure incurred on Other Expenditure.	14,26.84	18,82.21	4,55.37
12.	<b>2515 – Other Rural Development Programmes</b> Increase was due to more expenditure incurred on Assistance to Zilla Panchayat & District Level Panchayat.	25,33.10	28,55.65	3,22.55
13.	<b>2711 – Flood Control and Drainage</b> Increase was due to more expenditure incurred on Flood Control.	2,83.76	7,77.96	4,94.20
14.	<b>3054 – Roads &amp; Bridges</b> Increase was due to more expenditure incurred on District and Other Roads.	23,89.27	32,76.61	8,87.34

Increase in the Revenue Expenditure under above heads was partly counter balanced by decrease in the Revenue Expenditure mainly under following heads :-

(1)	<b>2216 – Housing</b> Decrease was due to less expenditure incurred towards assistance to Housing Boards Corporation etc.	18,67.51	14,03.13	4,64.38
(2)	<b>2245 – Relief on Account of Natural Calamities</b> Decrease was due to less expenditure incurred towards repairs & restoration of damaged irrigation and flood control works.	15,33.87	9,83.37	5,50.50
(3)	<b>2408 – Food storage &amp; Warehousing</b> Decrease was due to less expenditure incurred towards food subsidies.	14,67.19	10,15.19	4,52.00
(4)	<b>2801 – Power</b> Decrease was due to less expenditure incurred towards purchase of power.	41,59.04	37,75.51	3,83.53
(5)	<b>2852 – Industries</b> Decrease was due to less expenditure incurred towards other expenditure.	13,87.64	1,01.56	12,86.08

## STATEMENT NO. 2-CAPITAL OUTLAY -PROGRESSIVE CAPITAL OUTLAY TO THE END OF 2006-2007

Major Head of Accounts	Expenditure	Expenditure	Total
	to the end of	during	
	2005-2006	2006-2007	
(In lakhs of rupees)			
<b>A. CAPITAL ACCOUNT OF GENERAL SERVICES</b>			
4055 Capital Outlay on Police	12,13.88	4,19.64	16,33.52
4059 Capital Outlay on Public Works	1,14,11.08	16,86.17	1,30,97.25
<b>Total A. CAPITAL ACCOUNT OF GENERAL SERVICES</b>	<b>1,26,24.96</b>	<b>21,05.81</b>	<b>1,47,30.77</b>
<b>B. CAPITAL ACCOUNT OF SOCIAL SERVICES</b>			
<b>(a) Capital A/C of Education, Sports, Art and Culture</b>			
4202 Capital Outlay on Education, Sports, Art and Culture	2,15,88.11	25,23.75	2,41,11.86
<b>Total - (a) Capital A/C of Education, Sports, Art and Culture</b>	<b>2,15,88.11</b>	<b>25,23.75</b>	<b>2,41,11.86</b>
<b>(b) Capital A/C of Health and Family Welfare</b>			
4210 Capital Outlay on Medical and Public Health	82,12.68	1,91.84	84,04.52
<b>Total - (b) Capital A/C of Health and Family Welfare</b>	<b>82,12.68</b>	<b>1,91.84</b>	<b>84,04.52</b>
<b>(c) Capital A/C of Water Supply, Sanitation, Housing and Urban Development</b>			
4215 Capital Outlay on Water Supply and Sanitation	3,77,79.72	57,70.60	4,35,50.32
4216 Capital Outlay on Housing	1,15,42.57	26,42.14	1,41,84.71
4217 Capital Outlay on Urban Development	48,58.09	4,73.05	53,31.14
<b>Total - (c) Capital A/C of Water Supply, Sanitation, Housing and Urban Development</b>	<b>5,41,80.38</b>	<b>88,85.79</b>	<b>6,30,66.17</b>
<b>(e) Capital A/C of Welfare of Scheduled Castes, Scheduled Tribes and other Backward Classes</b>			
4225 Capital Outlay on Welfare of SC/ST/OBC	11,05.14	2,82.07	13,87.21
<b>Total - (e) Capital A/C of Welfare of Scheduled Castes, Scheduled Tribes and other Backward Classes</b>	<b>11,05.14</b>	<b>2,82.07</b>	<b>13,87.21</b>
<b>(g) Capital A/C of Social Welfare and Nutrition</b>			

STATEMENT NO. 2-CAPITAL OUTLAY -PROGRESSIVE CAPITAL OUTLAY TO THE END OF 2006-2007  
Contd.

Major Head of Accounts	Expenditure	Expenditure	Total
	to the end of	during	
	2005-2006	2006-2007	
(In lakhs of rupees)			
<b>B. CAPITAL ACCOUNT OF SOCIAL SERVICES- Concl.</b>			
4235 Capital A/C of Social Welfare and Nutrition- Concl.	2,66.02	47.94	3,13.96
Total - (g) Capital A/C of Social Welfare and Nutrition	2,66.02	47.94	3,13.96
<b>(h) Capital A/C of Other Social Services</b>			
4250 Capital Outlay-on other Social Services	1.82	...	1.82
Total - (h) Capital A/C of Other Social Services	1.82	...	1.82
<b>Total B. CAPITAL ACCOUNT OF SOCIAL SERVICES</b>	<b>8,53,54.15</b>	<b>1,19,31.39</b>	<b>9,72,85.54</b>
<b>C. CAPITAL ACCOUNT OF ECONOMIC SERVICES</b>			
<b>(a) Capital Account of Agriculture and Allied Activities</b>			
4401 Capital Outlay on Crop Husbandry	9,36.68	85.09	10,21.77
4403 Capital Outlay on Animal Husbandry	7,96.57	61.42	8,57.99
4404 Capital Outlay on Dairy Development	1,87.76	...	1,87.76
4405 Capital Outlay on Fisheries	4,06.34	24.00	4,30.34
4406 Capital Outlay on Forestry and Wild Life	6,62.80	1,28.78	7,91.58
4408 Capital Outlay on Food Storage and Warehousing	9,95.63	19.96	10,15.59
4415 Capital Outlay on Agricultural Research and Education	11.42	...	11.42
4425 Capital Outlay on Co-operation	13,47.96	62.10	14,10.06
4435 Capital Outlay on other Agricultural Programmes	92.61	1,96.06	2,88.67
<b>Total - (a) Capital Account of Agriculture and Allied Activities</b>	<b>54,37.77</b>	<b>5,77.41</b>	<b>60,15.18</b>

**STATEMENT NO. 2-CAPITAL OUTLAY -PROGRESSIVE CAPITAL OUTLAY TO THE END OF 2006-2007**  
**Contd.**

<b>Major Head of Accounts</b>	<b>Expenditure</b>	<b>Expenditure</b>	<b>Total</b>
	<b>to the end of</b>	<b>during</b>	
	<b>2005-2006</b>	<b>2006-2007</b>	
<b>(In lakhs of rupees)</b>			
<b>(b) Capital Account of Rural Development</b>			
4515 Capital Outlay on other Rural Devalopment Programmes	28,35.68	25,11.23	53,46.91
<b>Total - (b) Capital Account of Rural Development</b>	<b>28,35.68</b>	<b>25,11.23</b>	<b>53,46.91</b>
<b>(c) Capital Account of Special Areas Programme</b>			
4575 Capital Outlay on other Special Areas Programmes	52,34.98	26,13.05	78,48.03
<b>Total - (c) Capital Account of Special Areas Programme</b>	<b>52,34.98</b>	<b>26,13.05</b>	<b>78,48.03</b>
<b>(d) Capital Account of Irrigation and Flood Control</b>			
4702 Capital Outlay on Minor Irrigation	11,31.90	3.01	11,34.91
4711 Capital Outlay on Flood control Projects	5,97.57	2,44.17	8,41.74
<b>Total - (d) Capital Account of Irrigation and Flood Control</b>	<b>17,29.47</b>	<b>2,47.18</b>	<b>19,76.65</b>
<b>(e) Capital Account of Energy</b>			
4801 Capital Outlay on Power Projects	7,02,40.40	38,16.33	7,40,56.73
<b>Total - (e) Capital Account of Energy</b>	<b>7,02,40.40</b>	<b>38,16.33</b>	<b>7,40,56.73</b>
<b>(f) Capital Account of Industry and Minerals</b>			
4851 Capital Outlay on Village and Small Industries	8,18.20	2,36.73	10,54.93
4853 Capital Outlay on Non-ferrous Mining and Metallurgical Indutries	6,62.35	3.71	6,66.06
4860 Capital Outlay on Consumer Industries	39,59.34	1,34.27	40,93.61
4885 Other Capital Outlay on Industries and Minerals	15,87.70	...	15,87.70
<b>Total - (f) Capital Account of Industry and Minerals</b>	<b>70,27.59</b>	<b>3,74.71</b>	<b>74,02.30</b>

**STATEMENT NO. 2-CAPITAL OUTLAY -PROGRESSIVE CAPITAL OUTLAY TO THE END OF 2006-2007  
Concl.**

Major Head of Accounts	Expenditure to the end of 2005-2006	Expenditure during 2006-2007	Total
<b>(In lakhs of rupees)</b>			
<b>C. CAPITAL ACCOUNT OF ECONOMIC SERVICES- Concl.</b>			
5053 Capital Outlay on Civil Aviation	24,56.54	70.00	25,26.54
5054 Capital Outlay on Roads and Bridges	5,55,88.02	59,46.17	6,15,34.19
5055 Capital Outlay on Road Transport	36,55.52	2,16.00	38,71.52
<b>Total - (g) Capital Account of Transport</b>	<b>6,17,00.08</b>	<b>62,32.17</b>	<b>6,79,32.25</b>
<b>(i) Capital Account of Science Technology and Environment</b>			
5425 Capital Outlay on other Scientific and Enviromental Research	...	44.88	44.88
<b>Total - (i) Capital Account of Science Technology and Environment</b>	...	<b>44.88</b>	<b>44.88</b>
<b>(j) Capital Account of General Economic Services</b>			
5452 Capital Outlay on Tourism	41,94.28	21,87.95	63,82.23
5465 Investment in general Financial and Trading Institutions	1,68.45	...	1,68.45
<b>Total - (j) Capital Account of General Economic Services</b>	<b>43,62.73</b>	<b>21,87.95</b>	<b>65,50.68</b>
<b>Total C. CAPITAL ACCOUNT OF ECONOMIC SERVICES</b>	<b>15,85,68.70</b>	<b>1,86,04.91</b>	<b>17,71,73.61</b>
<b>Total of Expenditure Heads (Capital Account) (A+B+C)</b>	<b>25,65,47.81</b>	<b>3,26,42.11</b>	<b>28,91,89.92</b>

## STATEMENT NO. 3 -

Sl. No.	Name of Project	Capital Outlay during the year			Capital Outlay to the end of year			Revenue Receipts during the year		
		Direct	Indirect	Total	Direct	Indirect	Total	Direct revenue Public Works receipts	Indirect receipt	Total
1	2	3	4	5	6	7	8	9	10	11

**A. IRRIGATION WORKS**

Productive-(Details by  
Projects/ Schemes)  
Total-Productive

Unproductive-(Details  
by Projects/ Schemes)  
Total-Unproductive

**Total A**

NIL

**B. NAVIGATION, EMBANKMENT AND DRAINAGE WORKS. (Details by Projects/Schemes)****Total B****Grand Total**

**FINANCIAL RESULTS OF IRRIGATION WORKS**

Revenue for gone/remissi- on of revenue during the year	Total revenue during the year	Working expenses and maintenance charges during the year			Net Revenue excluding interest			Net Profit or loss after meeting interest	
		Direct	Indirect	Total	Surplus of revenue over expenditure or excess of expenditure over revenue	Rate per cent on capital outlay to the end-of the year	Interest on capital outlay	Surplus of revenue over expenditure or excess of expenditure over revenue	Rate per cent on capital outlay to the end-of the year
12	13	14	15	16	17	18	19	20	21
NIL									

## STATEMENT NO. 4 - DEBT POSITION

Nature of borrowing	Balance	Receipts	Repayment	Balance	Net
	as on 1st	during the	during the	as on 31st	Increase(+)
	Apr-06	year 2006-	year 2006-	March	or decrease (-)
		2007	2007	2007	
1	2	3	4	5	6

## (i) Statement of Borrowing (a)

( In lakhs of Rupees )

**E. PUBLIC DEBT**

6003	Internal Debt of the State Government	5,69,21.21	1,32,22.15	25,75.60	6,75,67.76	(+)1,06,46.55
6004	Loans and Advances from the Central	3,27,67.87	10,52.39	13,27.44	3,24,92.82	(-)2,75.05
	<b>Total - E . PUBLIC DEBT</b>	<b>8,96,89.08</b>	<b>1,42,74.54</b>	<b>39,03.04</b>	<b>10,00,60.58</b>	<b>(+)1,03,71.50</b>

**I. SMALL SAVINGS,****PROVIDENT**

8009	State Provident Funds	2,92,44.58	77,58.21	63,23.60	3,06,79.19	(+)14,34.61
8011	Insurance and Pension Funds	12,43.90	2,44.35	53.79	14,34.46	(+)1,90.56
	<b>Total - I . SMALL SAVINGS.</b>	<b>3,04,88.48</b>	<b>80,02.56</b>	<b>63,77.39</b>	<b>3,21,13.65</b>	<b>(+)16,25.17</b>
	<b>Grand Total</b>	<b>12,01,77.56</b>	<b>2,22,77.10</b>	<b>1,02,80.43</b>	<b>13,21,74.23</b>	<b>(+)1,19,96.67</b>

No law under Article 293 of the Constitution has been passed by the State Legislature laying down the limit within which Government may borrow on the security of the Consolidated Fund of the State.

**EXPLANATORY NOTES****1. Internal Debt of the State Government :-**

The receipt of Rs. 1,32,22.15 lakhs under this head includes Rs. 1,14,16.00 lakhs towards market loan, Rs. 9,64.00 lakhs borrowed from Life Insurance Corporation, Rs. 7,53.15 lakhs borrowed from the NABARAD and the balance amount of Rs. 44.00 lakhs from NIC. During 2006-2007 Government paid Rs. 25,75.60 lakhs in repayment of outstanding loans and paid Interest Rs. 6,20.59 lakhs to L.I.C., Rs. 2.96 lakhs to G.I.C., Rs. 88.79 lakhs to REC, Rs. 34.45 lakhs to NIC, Rs. 1,19.21 lakhs to NABARAD. Government also paid interest of Rs. 40,74.94 lakhs and Rs. 4,06.32 lakhs towards Market Loan and Power Bonds during the year 2006-2007.



## STATEMENT NO. 4-DEBT POSITION Contd.

## EXPLANTORY NOTES - Contd.

## 2. Loans and Advances from the Central Government

Rs. 10,52.39 lakhs was received from the Government of India as Loans (Share of small Saving Collection for non-plan loans Rs. 5,66.00 lakhs, H.B.A. Rs. 5.49 lakhs Block Loans for State Plan Schemes Rs. 79.10 lakhs, Loans for Centrally Sponsered Plan Scheme Rs. 4,01.80 lakhs). During 2006-2007 State Government received loan of Rs. 10,52.39 lakhs and paid Rs. 13,27.44 lakhs towards repayment of outstanding laons and Rs. 39,29.70 lakhs toeads interest to the Government of India. The laons from the Central Government as on 31st March 2007 contributed 32 percent of the total Public Debt of the State Government on the date

## 3. Small Saving, Provident Funds, etc.

(a) **Provident Funds** This comprises mainly the Provident Fund balances at the credit of the Government Servants. The State Government paid interest of Rs. 20,94.58 lakhs on provident fund balance during this year.

(b) **Insurance and Pension Fund**

From 1st January 1994 the State Government Employees Group Insurance Scheme has been introduced by the Government. The State Government paid Interest of Rs. 1,55.44 lakhs on the Insurance Fund balance during this year.

## (ii) Other Obligation

In addition to the above, the balances at the credit of earmarked and other funds, as also certain deposits to the extent of which they have not been invested but are merged with General Cash Balance of the Government, also constitute a liabilty of the Government such liabilty at the end of March 2007 was Rs. 1,62,24.38 lakhs as shown in Statement No. 16.

## (iii) Service of Debts

## (A) Interest on Debt and Other Obligations :-

The outstanding gross debt and other obligations and the total net amount of interest charges met from revenue during 2005 - 2006 and 2006 - 2007 are as shown below :-

	2005 - 2006	2006 - 2007	Net Increase(+) or Decrease(-) during the year
	(In lakhs or rupees)		
Gross debt and other obligations outstanding at the end of year	13,50,86.90	14,83,98.61	(+) 1,33,11.71
(i) Interest paid by Government -	1,02,60.04	1,15,26.98	(+) 12,66.94
(ii) Interest realised	6,31.33	5,33.71	(-) 97.62
Net amount of interest charges	96,28.71	1,09,93.27	(+) 3,64.56

## STATEMENT NO. 4 Concl'd.

## EXPLANTIRY NOTES Concl'd.

Percentage of gross interest to total revenue receipts	5.22	5.45	(+)0.23
Percentage of net interest to total revenue receipts	4.90	5.19	(+)0.29

(B) **Arrangement of Amortisation :** The System of creation of Sinking Funds by Transferring funds from revenue for amortisation of open market loans was created by the Government from 1999-2000 vide notification No. 3/Finance/Accounts dated 31.08.1999 on the recommendation of the 10th Finance Commission. The balance of the fund at commencement and at the end of 2006 - 2007 are given below

Name	Balance on 1st April 2006	Addition during the year (In lakhs of Rupees)	Withdrawl during the year	Balance on 31st March 2007
------	------------------------------	--	---------------------------------	-------------------------------

Sinking Fund	66,93.16	11,73.00	...	78,66.16
--------------	----------	----------	-----	----------

\*Rs. 11,73.00 lakhs appropriated from revenue during this year

As per information furnished by the Government the whole balances of the fund was invested in the Nationalised Bank as fixed depositee as per the direction of Reserve Bank of India and no interest accrued during this year

---

Apart from the interest received as above, the Government also received 76.21 lakhs during the year as dividend on investments on commercial undertaking, etc.

## STATEMENT NO. 5 LOANS AND ADVANCES BY THE STATE GOVERNMENT

Class of Loans and advances	Balance as	Paid	Repaid	Balance as	Net
	on 1st	during the	during the	on 31st	Increase(+)
	April	year	year	March	or
	2006	2006-2007	2006-2007	2007	Decrease(-)
1	2	3	4	5	6
	Dr.	Dr.	Cr.	Dr.	

## (i) Statement of Loans and Advances

(In lakhs of rupees)

## F. LOANS AND ADVANCES

## II. Loans for Social Services

(ii) Loans for Health and Family Welfare	46.70	...	1.17	45.53	-1.17
(iii) Loans for Water Supply, Sanitation, Housing and Urban	38.24	...	38.24	...	-38.24
<b>Total - II. Loans for Social Services</b>	<b>84.94</b>	...	<b>39.41</b>	<b>45.53</b>	<b>-39.41</b>

## III. Loans for Economic Services

(i) Loans for Agriculture and Allied Activities	96.81	...	...	96.81	...
(vi) Loans for Industry and Minerals	3,11.65	...	...	3,11.65	...
(vii) Loans for Transport	1.38	...	...	1.38	...
(x) Loans for General Economic Services	0.02	...	...	0.02	...
<b>Total - III. Loans for Economic Services</b>	<b>4,09.86</b>	...	...	<b>4,09.86</b>	...

## IV. Loans to Government Servants

<b>Total - IV. Loans to Government Servants</b>	<b>63.82</b>	<b>20.00</b>	<b>38.75</b>	<b>45.07</b>	<b>-18.75</b>
---	--------------	--------------	--------------	--------------	---------------

## V. Miscellaneous Loans

<b>Total - V. Miscellaneous Loans</b>	<b>50.33</b>	...	...	<b>50.33</b>	...
---------------------------------------	--------------	-----	-----	--------------	-----

<b>Grand Total</b>	<b>6,08.95</b>	<b>20.00</b>	<b>78.16</b>	<b>5,50.79</b>	<b>-58.16</b>
--------------------	----------------	--------------	--------------	----------------	---------------

## (ii) Recoveries in arrears

Information about arrears in recovery of Loans and Advances and Interest has not been received (August 2007) from the Departmental Officers who maintain the detailed accounts thereof.

## STATEMENT NO. 6

**GUARANTEES GIVEN BY THE GOVERNMENT FOR REPAYMENT OF LOANS ETC., RAISED BY  
STATUTORY CORPORATIONS, LOCAL BODIES AND OTHER INSTITUTIONS**

Public or other body for which guarantee has been given and brief nature of the guarantee	Maximum amount guaranteed	Sums guaranteed outstanding on 31st March, 2007
	<i>(In Lakhs of Rupees)</i>	
<b>Sikkim Mining Corporation</b> Guarantee to State Bank of Sikkim for overdraft	7.00	...
<b>Sikkim Vanaspati Limited</b> to I.D.B.I for repayment of Loan	4,40.00	4,40.00
<b>Sikkim State SC/ST/OBC Development Corporation Ltd.</b> Guarantee for raising loan from NSFDC, NSTFDC & NBCFDC	25,00.00	25,00.00
<b>Sikkim Power Development Corporation Limited</b> Guarantee for raising of bonds	50,00.00	50,00.00
<b>Sikkim Time Corporation</b> to Central Bank of India for grant of advance	5,00.00	5,00.00
<b>Total</b>	<b>84,47.00</b>	<b>84,40.00</b>

As per the Sikkim Government Guarantee Act 200 (Act No. 21 of 2000) the Ceiling on total outstanding Government Guarantees as on the first day of April of any year shall not exceed thrice the State's Tax Revenue Receipt of the second preceding year.

Guarantee to Sikkim Mining Corporation amounting to Rs. 7.00 lakh invoked during the year.

## STATEMENT NO.7 CASH BALANCES AND INVESTMENT OF CASH BALANCES

	As on 1st April 2006	As on 31st March 2007
(In lakhs of rupees)		
<b>(A) General Cash Balance</b>		
(1) Deposits with other banks(trasuries)	1,62,80.96	53,67.78
(2) Deposits with Nationalised banks	8,11.62	10,50.80
<b>Total</b>	<b>1,70,92.58</b>	<b>64,18.58</b>
<b>Investments held in the 'Cash Balance Investment Accounts'</b>	9,76.00	1,53,00.00
<b>Total (A)</b>	<b>1,80,68.58</b>	<b>2,17,18.58</b>
<b>(B) Other Cash Balances and Investments</b>		
(1) Cash with Departmental Officers viz,Forest and Public works deptt.	36.94	22.54
(2) Permanent Advances for Contingent Expenditure with Departmental Officers	38.08	38.16
(3) Investment of earmarked Funds	71,15.16	84,38.16
<b>Total (B)</b>	<b>71,90.18</b>	<b>84,98.86</b>
<b>Total(A+B)</b>	<b>2,52,58.76</b>	<b>3,02,17.44</b>

**Explanatory Notes:-**

1. Under a resolution passed in the year 1968 - 69, the State Bank of Sikkim has been vested with the responsibility by the Government of Sikkim of receiving money on behalf of Government and making all Government payments and keeping custody of the balances of Government in Current Account as well as in Fixed Deposits that may be made through the branches of Bank. There is a balance of 53,67.78 lakhs with the State Bank of Sikkim as on 31st March 2007 as per the record of this office. But as per the record of the State Bank of Sikkim, the Cash Balance of the Government amounts to Rs.54,91.86 lakhs leaving behind an unreconciled balance of Rs.1,24.08 lakhs.

2. The Cash balance represents the combined balances of Consolidated Fund, Contingency Fund and Public Account

## STATEMENT NO 8

## SUMMARY OF BALANCES UNDER CONSOLIDATED FUND, CONTINGENCY FUND AND PUBLIC ACCOUNTS

The following is a summary of balances as on 31st March 2007

Debit Balances (In thousands of rupees)	Sector of the General Account	Name of Account	Credit Balances (In thousands of rupees)
(1)	(2)	(3)	(4)
		<b>Consolidated Fund</b>	
12,61,68,54	<b>A to D,G</b>	Government Account	...
		<b>and Part of L(e)</b>	
...	<b>E.....</b>	Public Debt	10,00,60,58
5,50,79	<b>F.....</b>	Loans and Advances	...
...	<b>H.....</b>	<b>Contingency Fund</b>	1,00,00
		<b>Public Account</b>	
...	<b>I.....</b>	Small Savings, Provident Funds. etc.	3,21,13,65
	<b>J.....</b>	<b>Reserve Funds -</b>	
		(b) Reserve Funds not bearing interest	
		Gross Balance	86,43,20
84,38,16		Investment	
	<b>K.....</b>	<b>Deposits and Advances -</b>	
...		(a) Deposits bearing interest	13,47
...		(b) Deposits not bearing interest	30,31,81
1,03,33		(c) Advances	...
	<b>L.....</b>	<b>Suspense and Miscellaneous</b>	
		(Excluding 8680 - Miscellaneous Govt. Account)	
2,81,05		(b) Suspense	...
1,05,07,50		(c) Other Accounts	...
...	<b>M.....</b>	<b>Remittances</b>	85,05,24
64,18,58	<b>N.....</b>	<b>Cash Balance (Closing)</b>	...
<b>15,24,67,95</b>		<b>Total</b>	<b>15,24,67,95</b>

**Explanatory Notes :-**

(1) The significance of the head "Government Account" is explained in note 3 below.

The other headings in the summary take into account the balances under all account heads in the government books where Government has a liability to repay moneys received or has a claim to recover the amount paid and also heads of account open in the books for adjustment of remittance transactions. It must be understood that these balances cannot be regarded as a complete record of the financial position of the Government as these do not take into account all the physical assets to the State, such as lands, buildings, communications, etc., nor any accrued dues or outstanding liabilities which are not brought to account under the cash basis of accounting followed by Government.


## STATEMENT NO 8 - Concl'd.

## SUMMARY OF BALANCES UNDER CONSOLIDATED FUND, CONTINGENCY FUND AND PUBLIC ACCOUNTS

(2) A summary of receipts, disbursements and balances under heads of account relating to debt, Contingency Fund and Public Account is given in Statement No. 16.

(3) Government Account Under the system of book-keeping followed in Government Accounts, the amounts booked under revenue, capital and other transactions of Government, the balances of which are not carried forward from year to year, are closed to a single head called "Government Accounts". The balances under this head represents the cumulative result of all such transactions so that after adding thereto the balances under Public Debt. Loans and Advances, Reserve Funds, Deposits and Advances, Suspense and Miscellaneous, Remittances and Contingency Fund, the closing cash balance at the end of the year may be worked out and proved. The "Government Account" for the year 2006-2007 given below will show the net amount at the end of the year has been arrived at.

Debit (In thousands of rupees)	Details	Credit (In thousands of rupees)
11,64,24,36	A- Amount at the Debit of the Government Account as on 1st April 2006	
	B-Revenue Receipt)	21,16,54,07
18,87,56,14	C-Expenditure on Revenue Account	
...	H-Transfer to Contingency Fund	
3,26,42,11	D-Capital Expenditure	
	L(e) Suspense and Miscellaneous	...
...	G-Amount at the debit of Government Account on 31st March 2007	12,61,68,54
<b>33,78,22,61</b>	<b>Total</b>	<b>33,78,22,61</b>





## PART - II

# DETAILED ACCOUNTS AND OTHER STATEMENTS A- REVENUE EXPENDITURE

0079	Land Revenue	78.00	0.04	0.04					
0078	Income Tax	18.06	0.01	0.01					
0077	Other Taxes On Income and Expenditure								
0076	Taxes on Income other than Corporation Tax	46.52	2.46	2.46					
0075	Corporation Tax	86.34	4.58	4.58					
0074	Other Taxes on Commodities and Services	13.72	13.72	13.72					
0073	Other Taxes and Duties on Commodities and Services	18.72	0.17	0.17					
0072	Service Tax	50.72	1.70	1.70					
0071	Taxes on Vehicles	2.94	0.23	0.23					
0070	Taxes on Sales, Trades etc.	74.62	2.86	2.86					
0069	State Excise	83.31	1.76	1.76					
0068	Other Excise Duties	50.66	3.00	3.00					
0067	Customs	57.76	2.82	2.82					
0066	Total (b) Taxes on Property and Capital Transactions	329.92	0.17	0.17					
0065	Total (a) Taxes on Income and Expenditure	294.42	13.72	13.72					
0064	Total (c) Taxes on Commodities and Services	294.42	13.72	13.72					
0063	Total (a) Taxes on Income and Expenditure	294.42	13.72	13.72					
0062	Total (b) Taxes on Property and Capital Transactions	329.92	0.17	0.17					
0061	Total (c) Taxes on Commodities and Services	294.42	13.72	13.72					
0060	Total (a) Taxes on Income and Expenditure	294.42	13.72	13.72					
0059	Total (b) Taxes on Property and Capital Transactions	329.92	0.17	0.17					
0058	Total (c) Taxes on Commodities and Services	294.42	13.72	13.72					
0057	Total (a) Taxes on Income and Expenditure	294.42	13.72	13.72					
0056	Total (b) Taxes on Property and Capital Transactions	329.92	0.17	0.17					
0055	Total (c) Taxes on Commodities and Services	294.42	13.72	13.72					
0054	Total (a) Taxes on Income and Expenditure	294.42	13.72	13.72					
0053	Total (b) Taxes on Property and Capital Transactions	329.92	0.17	0.17					
0052	Total (c) Taxes on Commodities and Services	294.42	13.72	13.72					
0051	Total (a) Taxes on Income and Expenditure	294.42	13.72	13.72					
0050	Total (b) Taxes on Property and Capital Transactions	329.92	0.17	0.17					
0049	Total (c) Taxes on Commodities and Services	294.42	13.72	13.72					
0048	Total (a) Taxes on Income and Expenditure	294.42	13.72	13.72					
0047	Total (b) Taxes on Property and Capital Transactions	329.92	0.17	0.17					
0046	Total (c) Taxes on Commodities and Services	294.42	13.72	13.72					
0045	Total (a) Taxes on Income and Expenditure	294.42	13.72	13.72					
0044	Total (b) Taxes on Property and Capital Transactions	329.92	0.17	0.17					
0043	Total (c) Taxes on Commodities and Services	294.42	13.72	13.72					
0042	Total (a) Taxes on Income and Expenditure	294.42	13.72	13.72					
0041	Total (b) Taxes on Property and Capital Transactions	329.92	0.17	0.17					
0040	Total (c) Taxes on Commodities and Services	294.42	13.72	13.72					
0039	Total (a) Taxes on Income and Expenditure	294.42	13.72	13.72					
0038	Total (b) Taxes on Property and Capital Transactions	329.92	0.17	0.17					
0037	Total (c) Taxes on Commodities and Services	294.42	13.72	13.72					
0036	Total (a) Taxes on Income and Expenditure	294.42	13.72	13.72					
0035	Total (b) Taxes on Property and Capital Transactions	329.92	0.17	0.17					
0034	Total (c) Taxes on Commodities and Services	294.42	13.72	13.72					
0033	Total (a) Taxes on Income and Expenditure	294.42	13.72	13.72					
0032	Total (b) Taxes on Property and Capital Transactions	329.92	0.17	0.17					
0031	Total (c) Taxes on Commodities and Services	294.42	13.72	13.72					
0030	Total (a) Taxes on Income and Expenditure	294.42	13.72	13.72					
0029	Total (b) Taxes on Property and Capital Transactions	329.92	0.17	0.17					
0028	Total (c) Taxes on Commodities and Services	294.42	13.72	13.72					
0027	Total (a) Taxes on Income and Expenditure	294.42	13.72	13.72					
0026	Total (b) Taxes on Property and Capital Transactions	329.92	0.17	0.17					
0025	Total (c) Taxes on Commodities and Services	294.42	13.72	13.72					
0024	Total (a) Taxes on Income and Expenditure	294.42	13.72	13.72					
0023	Total (b) Taxes on Property and Capital Transactions	329.92	0.17	0.17					
0022	Total (c) Taxes on Commodities and Services	294.42	13.72	13.72					
0021	Total (a) Taxes on Income and Expenditure	294.42	13.72	13.72					
0020	Total (b) Taxes on Property and Capital Transactions	329.92	0.17	0.17					
0019	Total (c) Taxes on Commodities and Services	294.42	13.72	13.72					
0018	Total (a) Taxes on Income and Expenditure	294.42	13.72	13.72					
0017	Total (b) Taxes on Property and Capital Transactions	329.92	0.17	0.17					
0016	Total (c) Taxes on Commodities and Services	294.42	13.72	13.72					
0015	Total (a) Taxes on Income and Expenditure	294.42	13.72	13.72					
0014	Total (b) Taxes on Property and Capital Transactions	329.92	0.17	0.17					
0013	Total (c) Taxes on Commodities and Services	294.42	13.72	13.72					
0012	Total (a) Taxes on Income and Expenditure	294.42	13.72	13.72					
0011	Total (b) Taxes on Property and Capital Transactions	329.92	0.17	0.17					
0010	Total (c) Taxes on Commodities and Services	294.42	13.72	13.72					
0009	Total (a) Taxes on Income and Expenditure	294.42	13.72	13.72					
0008	Total (b) Taxes on Property and Capital Transactions	329.92	0.17	0.17					
0007	Total (c) Taxes on Commodities and Services	294.42	13.72	13.72					
0006	Total (a) Taxes on Income and Expenditure	294.42	13.72	13.72					
0005	Total (b) Taxes on Property and Capital Transactions	329.92	0.17	0.17					
0004	Total (c) Taxes on Commodities and Services	294.42	13.72	13.72					
0003	Total (a) Taxes on Income and Expenditure	294.42	13.72	13.72					
0002	Total (b) Taxes on Property and Capital Transactions	329.92	0.17	0.17					
0001	Total (c) Taxes on Commodities and Services	294.42	13.72	13.72					
0000	Total (a) Taxes on Income and Expenditure	294.42	13.72	13.72					

## STATEMENT No. 9

## STATEMENT OF REVENUE AND EXPENDITURE FOR THE YEAR 2006-2007

## EXPRESSED AS A PERCENTAGE OF TOTAL REVENUE / TOTAL EXPENDITURE

Heads - Revenue	Amount	Percentage of total Revenue	Percentage of total Expenditure
1	2	3	4
(In Lakhs of Rupees)			
<b>REVENUE</b>			
<b>A. Tax Revenue</b>			
<b>(a) Taxes on income and Expenditure</b>			
0020 Corporation Tax	86,54.00	4.09	4.58
0021 Taxes on Income other than Corporation Tax	46,52.44	2.20	2.46
0028 Other Taxes On Income and Expenditure	18.06	0.01	0.01
<b>Total (a) Taxes on income and Expenditure</b>	<b>1,33,24.50</b>	<b>6.30</b>	<b>7.05</b>
<b>(b) Taxes on Property and Capital Transactions</b>			
0029 Land Revenue	78.00	0.04	0.04
0030 Stamps and Registration Fees	2,51.95	0.12	0.13
<b>Total (b) Taxes on Property and Capital Transactions</b>	<b>3,29.95</b>	<b>0.16</b>	<b>0.17</b>
<b>(c) Taxes on Commodities and Services</b>			
0037 Customs	53,36.00	2.52	2.83
0038 Union Excise Duties	56,66.00	2.68	3.00
0039 State Excise	33,31.36	1.57	1.76
0040 Taxes on Sales, Trades etc.	74,65.57	3.53	3.96
0041 Taxes on Vehicles	5,94.84	0.28	0.32
0044 Service Tax	26,25.00	1.24	1.39
0045 Other Taxes and Duties on commodities and Services	9,22.68	0.44	0.49
<b>Total (c) Taxes on Commodities and Services</b>	<b>2,59,41.45</b>	<b>12.26</b>	<b>13.75</b>
<b>Total A. Tax Revenue</b>	<b>3,95,95.90</b>	<b>18.72</b>	<b>20.97</b>

## STATEMENT No. 9

## STATEMENT OF REVENUE AND EXPENDITURE FOR THE YEAR 2006-2007

## EXPRESSED AS A PERCENTAGE OF TOTAL REVENUE / TOTAL EXPENDITURE

Heads - Expenditure	Amount	Percentage of total Revenue	Percentage of total Expenditure
5	6	7	8
(In Lakhs of Rupees)			
<b>EXPENDITURE</b>			
<b>A. General Services</b>			
(a) Organs of State	20,17.73	0.95	1.07
<b>(b) Fiscal Services</b>			
<b>(i) Collection of Taxes on Income and Expenditure</b>			
2020 Collection of Taxes on Income and Expenditure	56.21	0.03	0.03
<b>Total - (i) Collection of Taxes on Income and Expenditure</b>	<b>56.21</b>	<b>0.03</b>	<b>0.03</b>
<b>(ii) Collection of Taxes on Property and Capital Transactions</b>			
2029 Land Revenue	3,54.48	0.17	0.19
2030 Stamps and Registration	6.56	...	...
<b>Total - (ii) Collection of Taxes on Property and Capital Transactions</b>	<b>3,61.04</b>	<b>0.17</b>	<b>0.19</b>
<b>(iii) Collection of Taxes on Commodities and Services</b>			
2039 State Excise	2,05.34	0.10	0.11
2040 Taxes on Sales, Trade etc.	1,56.81	0.07	0.08
2041 Taxes on Vehicles	56.25	0.03	0.03
2045 Other Taxes and Duties on Commodities and Services	44.88	0.02	0.02
<b>Total - (iii) Collection of Taxes on Commodities and Services</b>	<b>4,63.28</b>	<b>0.22</b>	<b>0.24</b>
<b>Total (b) Fiscal Services</b>	<b>8,80.53</b>	<b>0.42</b>	<b>0.46</b>
(c) Interest payment and servicing of Debt	1,26,99.98	6	6.73
(d) Administrative Services	1,19,58.04	5.65	6.34
(e) Pensions and Miscellaneous General Services	9,72,55.52	45.95	51.52
<b>Total A. General Services</b>	<b>12,48,11.80</b>	<b>58.97</b>	<b>66.12</b>

## STATEMENT No. 9 - Contd.

## STATEMENT OF REVENUE AND EXPENDITURE FOR THE YEAR 2006-2007

## EXPRESSED AS A PERCENTAGE OF TOTAL REVENUE / TOTAL EXPENDITURE

Heads - Revenue	Amount	Percentage of total Revenue	Percentage of total Expenditure
1	2	3	4
(In Lakhs of Rupees)			
<b>REVENUE - Concl'd.</b>			
<b>B. Non-Tax Revenue</b>			
<b>(b) Interest Receipts, Dividends and Profits</b>			
0049 Interest Receipts	5,33.71	0.25	0.28
0050 Dividends and Profits	76.21	0.04	0.04
<b>Total (b) Interest Receipts, Dividends and Profits</b>	<b>6,09.92</b>	<b>0.29</b>	<b>0.32</b>
<b>(c) Other Non-Tax Revenue</b>			
(i) General Services	9,85,59.46	46.57	52.22
(ii) Social Services	5,29.86	0.25	0.28
(iii) Economic Services	88,05.03	4.16	4.66
<b>Total (c) Other Non-Tax Revenue</b>	<b>10,78,94.35</b>	<b>50.98</b>	<b>57.16</b>
<b>Total B. Non-Tax Revenue</b>	<b>10,85,04.27</b>	<b>51.27</b>	<b>57.48</b>
<b>C. Grants-In-Aid And Contributions</b>			
<b>Total C. Grants-In-Aid And Contributions</b>	<b>6,35,53.90</b>	<b>30.03</b>	<b>33.67</b>
<b>Total - REVENUE</b>	<b>21,16,54.07</b>	<b>1,00.00</b>	<b>1,12.12</b>

## STATEMENT No. 9 - Contd.

## STATEMENT OF REVENUE AND EXPENDITURE FOR THE YEAR 2006-2007

## EXPRESSED AS A PERCENTAGE OF TOTAL REVENUE / TOTAL EXPENDITURE

Heads - Expenditure	Amount	Percentage of total Revenue	Percentage of total Expenditure
5	6	7	8

(In Lakhs of Rupees)

## EXPENDITURE - Contd.

## B. Social Services

(a) Education, Sports, Art and Culture	2,11,57.97	10	11.21
(b) Health and Family Welfare	54,84.34	2.59	2.91
(c) Water Supply, Sanitation, Housing and Urban Development	35,47.74	1.68	1.88
(d) Information and Broadcasting	5,56.05	0.26	0.29
(e) Welfare of Schedule Castes, Schedule Tribes and Other Backward Classes	13,15.24	0.62	0.7
(f) Labour and Labour Welfare	1,82.38	0.09	0.1
(g) Social Welfare and Nutrition	29,32.40	1.39	1.55
(h) Others	4,05.11	0.19	0.21
<b>Total B. Social Services</b>	<b>3,55,81.23</b>	<b>16.82</b>	<b>18.85</b>

## C. Economic Services

(a) Agriculture and Allied Activities	1,11,03.21	5.25	5.88
(b) Rural Development	36,59.71	1.73	1.94
(c) Special Areas Programmes	4,23.73	0.2	0.22
(d) Irrigation and Flood Control	15,49.79	0.73	0.82
(e) Energy	38,18.50	1.8	2.02
(f) Industry and Minerals	11,76.80	0.56	0.62
(g) Transport	50,00.50	2.36	2.65
(i) Science Technology and Environment	1,99.39	0.09	0.11
(j) General Economic Services	14,31.48	0.68	0.76

## STATEMENT No. 9 - Concl'd.

## STATEMENT OF REVENUE AND EXPENDITURE FOR THE YEAR 2006 - 2007

## EXPRESSED AS A PERCENTAGE OF TOTAL REVENUE / TOTAL EXPENDITURE

Heads - Revenue	Amount	Percentage of total Revenue	Percentage of total Expenditure
1	2	3	4

(In Lakhs of Rupees)

## STATEMENT No. 9 - Concl'd.

## STATEMENT OF REVENUE AND EXPENDITURE FOR THE YEAR 2006 - 2007

## EXPRESSED AS A PERCENTAGE OF TOTAL REVENUE / TOTAL EXPENDITURE

Heads - Revenue	Amount	Percentage of total Revenue	Percentage of total Expenditure
5	6	7	8

(In Lakhs of Rupees)

## EXPENDITURE - Concl'd.

## C. Economic Services - Concl'd.

Total C. Economic Services	2,83,63.11	13.40	15.02
<b>Total - EXPENDITURE</b>	<b>18,87,56.14</b>	<b>89.19</b>	<b>100.00</b>

**STATEMENT NO. 10 STATEMENT SHOWING THE DISTRIBUTION BETWEEN CHARGED AND  
VOTED EXPENDITURE**

Figures representing charged expenditure are shown in italics

	<b>Actual for 2006-2007</b>		
	<b>Charged</b>	<b>Voted</b>	<b>Total</b>
	<b>(In thousand of rupees)</b>		
Expenditure Heads(Revenue Account)	<i>1,35,72,09</i>	17,51,84,05	18,87,56,14
Expenditure Heads(Capital Account)	...	3,26,42,11	3,26,42,11
Disbursements under PUBLIC DEBT(A)	<i>39,03,04</i>	...	39,03,04
Loans and Advances	...	20,00	20,00
<b>Total</b>	<b><i>1,74,75,13</i></b>	<b>20,78,46,16</b>	<b>22,53,21,29</b>



## STATEMENT NO. 11 - DETAILED ACCOUNT OF REVENUE BY MINOR HEADS

Heads	Actuals for 2006-2007 (In thousands of rupees)
<b>A. TAX REVENUE</b>	
<b>(a) Taxes on income and Expenditure</b>	
<b>0020 Corporation Tax</b>	
901 Share of Net Proceeds assigned to States	86,54,00
<b>Total 0020</b>	<b>86,54,00</b>
<b>0021 Taxes on Income other than Corporation Tax</b>	
102 Income Tax on other than Union Emoluments including pensions	6,19
104 Taxes on Income levied under State Laws (Sikkim)	46,58,46
900 Deduct Refund	-12,21
<b>Total 0021</b>	<b>46,52,44</b>
<b>0028 Other Taxes On Income and Expenditure</b>	
107 Taxes on Professions Traders, Callings and Employment	19,06
901 Share of Net proceeds assigned to States	-1,00
<b>Total 0028</b>	<b>18,06</b>
<b>Total - (a) Taxes on income and Expenditure</b>	<b>1,33,24,50</b>
<b>(b) Taxes on Property and Capital Transactions</b>	
<b>0029 Land Revenue</b>	
101 Land Revenue/Tax	18,06
800 Other Receipts	59,94
<b>Total 0029</b>	<b>78,00</b>
<b>0030 Stamps and Registration Fees</b>	
<b>01 Stamps-Judicial</b>	
102 Sale of Stamps	47,57
<b>Total 01</b>	<b>47,57</b>
<b>02 Stamps-Non-Judicial</b>	
102 Sale of Stamps	22,07
<b>Total 02</b>	<b>22,07</b>
<b>03 Registration Fees</b>	
104 Fees for registering documents	1,77,81
800 Other Receipts	4,50
<b>Total 03</b>	<b>1,82,31</b>
<b>Total 0030</b>	<b>2,51,95</b>
<b>Total - (b) Taxes on Property and Capital Transactions</b>	<b>3,29,95</b>
<b>(c) Taxes on Commodities and Services</b>	
<b>0037 Customs</b>	
901 Share of Net Proceeds assigned to States	53,36,00
<b>Total 0037</b>	<b>53,36,00</b>
<b>0038 Union Excise Duties</b>	
901 Share of Net Proceeds assigned to States	56,66,00
<b>Total 0038</b>	<b>56,66,00</b>
<b>0039 State Excise</b>	

## STATEMENT NO. 11 - DETAILED ACCOUNT OF REVENUE BY MINOR HEADS Contd.

Heads	Actuals for 2006-2007 (In thousands of rupees)
<b>A. TAX REVENUE- Concl.</b>	
<b>(c) Taxes on Commodities and Services- Concl.</b>	
<b>0039 State Excise- Concl.</b>	
101 Country Spirits	2,18
102 Country fermented Liquors	7,24,08
105 Foreign Liquors and spirits	21,87,80
107 Medicinal and toilet preparations containing alcohol, opium etc.	3,07,71
150 Fines and confiscations	1,98
800 Other Receipts	1,07,61
<b>Total 0039</b>	<b>33,31,36</b>
<b>0040 Taxes on Sales, Trades etc.</b>	
101 Receipts under Central Sales Tax Act	4,67,21
102 Receipts under State Sales Tax Act	26,73,93
110 Trade Tax (VAT)	43,68,33
900 Deduct Refunds	-43,90
<b>Total 0040</b>	<b>74,65,57</b>
<b>0041 Taxes on Vehicles</b>	
102 Receipts under the State Motor Vehicles Taxation Acts	5,94,84
<b>Total 0041</b>	<b>5,94,84</b>
<b>0044 Service Tax</b>	
901 Share of Net Proceeds assigned to States	26,25,00
<b>Total 0044</b>	<b>26,25,00</b>
<b>0045 Other Taxes and Duties on commodities and Services</b>	
101 Entertainment Tax	57,88
112 Receipts from Cesses Under Other Acts	6,69,29
800 Other Receipts	1,97,51
901 Share of Net Proceeds assigned to States	-2,00
<b>Total 0045</b>	<b>9,22,68</b>
<b>Total - (c) Taxes on Commodities and Services</b>	<b>2,59,41,45</b>
<b>Total - A. TAX REVENUE</b>	<b>3,95,95,90</b>
<b>B. NON-TAX REVENUE</b>	
<b>(b) Interest Receipts, Dividends and Profits</b>	
<b>0049 Interest Receipts</b>	
<b>04 Interest Receipts of State/Union Territory Governments</b>	
110 Interest realised on investment of Cash balances	4,87,23
800 Other Receipts	46,48
<b>Total 04</b>	<b>5,33,71</b>
<b>Total 0049</b>	<b>5,33,71</b>
<b>0050 Dividends and Profits</b>	
101 Dividends from Public Undertakings	76,21
<b>Total 0050</b>	<b>76,21</b>

## STATEMENT NO. 11 - DETAILED ACCOUNT OF REVENUE BY MINOR HEADS Contd.

Heads	Actuals for 2006-2007 (In thousands of rupees)
<b>B. NON-TAX REVENUE- Contd.</b>	
<b>(b) Interest Receipts, Dividends and Profits- Concl'd.</b>	
<b>Total - (b) Interest Receipts, Dividends and Profits</b>	<b>6,09,92</b>
<b>(c) Other Non-Tax Revenue</b>	
<b>(i) General Services</b>	
<b>0051 Public Service commission</b>	
105 State PSC Examination Fee	8,13
<b>Total 0051</b>	<b>8,13</b>
<b>0055 Police</b>	
101 Police supplied to other Governments	1,15,06
104 Receipts under Arms Act	7,52
800 Other Receipts	12,67,33
<b>Total 0055</b>	<b>13,89,91</b>
<b>0058 Stationery and Printing</b>	
200 Other Press receipts	1,62,24
800 Other receipts	6,49
<b>Total 0058</b>	<b>1,68,73</b>
<b>0059 Public Works</b>	
<b>60 Other Buildings</b>	
800 Other Receipts	1,17
<b>Total 60</b>	<b>1,17</b>
<b>80 General</b>	
102 Hire charges of Machinery and Equipment	2,43,10
800 Other Receipts	1,29,97
<b>Total 80</b>	<b>3,73,07</b>
<b>Total 0059</b>	<b>3,74,24</b>
<b>0070 Other Administrative Services</b>	
<b>01 Administration of Justice</b>	
102 Fines and Forfeitures	17,33
501 Services and Service Fees	39
800 Other Receipts	20
<b>Total 01</b>	<b>17,92</b>
<b>02 Elections</b>	
101 Sale proceeds of election forms and documents	28
104 Fees, Fines and Forfeiture	3
800 Other Receipts	36,70
900 Deduct Refunds	-43
<b>Total 02</b>	<b>36,58</b>
<b>60 Other Services</b>	
101 Receipts from the Central Govt. for Administration of Central Acts and	1
114 Receipts form Motor Garages etc.	68
115 Receipts from Guest Houses, Government Hostels etc.	58,96

## STATEMENT NO. 11 - DETAILED ACCOUNT OF REVENUE BY MINOR HEADS Contd.

Heads	Actuals for 2006-2007 (In thousands of rupees)
<b>B. NON-TAX REVENUE- Contd.</b>	
<b>(c) Other Non-Tax Revenue- Contd.</b>	
<b>(i) General Services- Concl'd.</b>	
<b>0070 Other Administrative Services- Concl'd.</b>	
<b>60 Other Services- Concl'd.</b>	
800 Other Receipts	1,38,00
<b>Total 60</b>	<u>1,97,66</u>
<b>Total 0070</b>	<u>2,52,15</u>
<b>0071 Contributions and Recoveries towards Pension and Other Retirement</b>	
<b>01 Civil</b>	
101 Subscriptions and Contributions	8,80
<b>Total 01</b>	<u>8,80</u>
<b>Total 0071</b>	<u>8,80</u>
<b>0075 Miscellaneous General Services</b>	
103 State Lotteries	9,63,29,99
800 Other Receipts	27,51
<b>Total 0075</b>	<u>9,63,57,50</u>
<b>Total - (i) General Services</b>	<u>9,85,59,46</u>
<b>(ii) Social Services</b>	
<b>0202 Education, Sports, Art and Culture</b>	
<b>01 General Education</b>	
101 Elementary Education	25,34
102 Secondary Education	67,55
103 University and Higher Education	7,44
104 Adult Education	2
<b>Total 01</b>	<u>1,00,35</u>
<b>03 Sports and Youth Services</b>	
800 Other Receipts	3,07
<b>Total 03</b>	<u>3,07</u>
<b>04 Art and Culture</b>	
800 Other Receipts	5,21
<b>Total 04</b>	<u>5,21</u>
<b>Total 0202</b>	<u>1,08,63</u>
<b>0210 Medical and Public Health</b>	
<b>01 Urban Health Services</b>	
20 Receipts from Patients for hospital and dispensary services	30,48
800 Other Receipts	18,36
<b>Total 01</b>	<u>48,84</u>
<b>04 Public Health</b>	
104 Fees and Fines etc.	10,81
<b>Total 04</b>	<u>10,81</u>

## STATEMENT NO. 11 - DETAILED ACCOUNT OF REVENUE BY MINOR HEADS Contd.

Heads	Actuals for 2006-2007 (In thousands of rupees)
<b>B. NON-TAX REVENUE- Contd.</b>	
<b>(c) Other Non-Tax Revenue- Contd.</b>	
<b>(ii) Social Services- Contd.</b>	
<b>0210 Medical and Public Health- Concltd.</b>	
<b>Total 0210</b>	<b>59,65</b>
<b>0215 Water Supply and Sanitation</b>	
<b>01 Water Supply</b>	
102 Receipts from Rural water supply schemes	5
103 Receipts from Urban water supply schemes	1,23,36
800 Other Receipts	45,11
<b>Total 01</b>	<b>1,68,52</b>
<b>02 Sewerage and Sanitation</b>	
103 Receipts from Sewerage Schemes	28,27
501 Services and service Fees	7,59
800 Other Receipts	2,09
<b>Total 02</b>	<b>37,95</b>
<b>Total 0215</b>	<b>2,06,47</b>
<b>0216 Housing</b>	
<b>01 Government Residential Buildings</b>	
106 General Pool accommodation	29,90
107 Police Housing	1
<b>Total 01</b>	<b>29,91</b>
<b>80 General</b>	
800 Other Receipts	3
<b>Total 80</b>	<b>3</b>
<b>Total 0216</b>	<b>29,93</b>
<b>0217 Urban Development</b>	
<b>60 Other Urban Development Schemes</b>	
800 Other Receipts	63,06
<b>Total 60</b>	<b>63,06</b>
<b>Total 0217</b>	<b>63,06</b>
<b>0220 Information and Publicity</b>	
<b>60 Others</b>	
106 Receipts from Advertising and Visual Publicity	1,86
800 Other receipts	10,95
<b>Total 60</b>	<b>12,81</b>
<b>Total 0220</b>	<b>12,81</b>
<b>0230 Labour and Employment</b>	
102 Fees for Registration of Trade Unions	20,95
<b>Total 0230</b>	<b>20,95</b>
<b>0235 Social Security and Welfare</b>	

## STATEMENT NO. 11 - DETAILED ACCOUNT OF REVENUE BY MINOR HEADS Contd.

Heads	Actuals for 2006-2007 (In thousands of rupees)
<b>B. NON-TAX REVENUE- Contd.</b>	
<b>(c) Other Non-Tax Revenue- Contd.</b>	
<b>(ii) Social Services- Concl'd.</b>	
<b>0235 Social Security and Welfare- Concl'd.</b>	
<b>60 Other Social Security and Welfare Programmes</b>	
800 Other Receipts	22,11
<b>Total 60</b>	<b>22,11</b>
<b>Total 0235</b>	<b>22,11</b>
<b>0250 Other Social Services</b>	
800 Other Receipts	6,25
<b>Total 0250</b>	<b>6,25</b>
<b>Total - (ii) Social Services</b>	<b>5,29,86</b>
<b>(iii) Economic Services</b>	
<b>0401 Crop Husbandry</b>	
103 Seeds	6
104 Receipts from Agricultural Farms	25,04
105 Sale of manures and fertilisers	2
800 Other Receipts	25,20
<b>Total 0401</b>	<b>50,32</b>
<b>0403 Animal Husbandry</b>	
102 Receipts from Cattle and Buffalo development	2,12
103 Receipts from Poultry development	92
104 Receipts from Sheep and Wool development	9
105 Receipts from Piggery development	4,21
800 Other Receipts	31,97
<b>Total 0403</b>	<b>39,31</b>
<b>0405 Fisheries</b>	
102 Licence Fees, Fines etc	20
103 Sale of fish, fish seeds etc	27
800 Other Receipts	60
<b>Total 0405</b>	<b>1,07</b>
<b>0406 Forestry and Wild Life</b>	
<b>01 Forestry</b>	
101 Sale of timber and other forest produce	1,57,32
800 Other Receipts	7,83,49
<b>Total 01</b>	<b>9,40,81</b>
<b>02 Environmental Forestry and Wild Life</b>	
111 Zoological Park	3,03
112 Public Gardens	1,25
800 Other Receipts	4,55
<b>Total 02</b>	<b>8,83</b>

## STATEMENT NO. 11 - DETAILED ACCOUNT OF REVENUE BY MINOR HEADS Contd.

Heads	Actuals for 2006-2007 (In thousands of rupees)
<b>B. NON-TAX REVENUE- Contd.</b>	
<b>(c) Other Non-Tax Revenue- Contd.</b>	
<b>(iii) Economic Services- Contd.</b>	
<b>0406 Forestry and Wild Life- Concltd.</b>	
<b>Total 0406</b>	<b>9,49,64</b>
<b>0407 Plantations</b>	
<b>01 Tea</b>	
800 Other Receipts	1,95,06
<b>Total 01</b>	<b>1,95,06</b>
<b>Total 0407</b>	<b>1,95,06</b>
<b>0408 Food Storage and Warehousing</b>	
101 Food	19,46
<b>Total 0408</b>	<b>19,46</b>
<b>0425 Co-operation</b>	
800 Other Receipts	52
<b>Total 0425</b>	<b>52</b>
<b>0515 Other Rural Development Programmes</b>	
800 Other Receipts	1,09,55
<b>Total 0515</b>	<b>1,09,55</b>
<b>0702 Minor Irrigation</b>	
<b>80 General</b>	
800 Other Receipts	19,14
<b>Total 80</b>	<b>19,14</b>
<b>Total 0702</b>	<b>19,14</b>
<b>0801 Power</b>	
<b>01 Hydel Generation</b>	
800 Other Receipts	58,14,43
<b>Total 01</b>	<b>58,14,43</b>
<b>80 General</b>	
800 Other Receipts	2,00
<b>Total 80</b>	<b>2,00</b>
<b>Total 0801</b>	<b>58,16,43</b>
<b>0810 Non Conventional Sources of Energy</b>	
800 Other Receipts	50
<b>Total 0810</b>	<b>50</b>
<b>0851 Village and Small Industries</b>	
102 Small Scale Industries	9,67
<b>Total 0851</b>	<b>9,67</b>
<b>0852 Industries</b>	
<b>07 Telecommunication and Electronic Industries</b>	
800 Other Receipts	15

## STATEMENT NO. 11 - DETAILED ACCOUNT OF REVENUE BY MINOR HEADS Contd.

Heads	Actuals for 2006-2007 (In thousands of rupees)
<b>B. NON-TAX REVENUE- Concl.</b>	
(c) Other Non-Tax Revenue- Concl.	
(iii) Economic Services- Concl.	
<b>0852 Industries- Concl.</b>	
<b>07 Telecommunication and Electronic Industries- Concl.</b>	
<b>Total 07</b>	<b>15</b>
<b>08 Consumer Industries</b>	
600 Others	2,24
<b>Total 08</b>	<b>2,24</b>
<b>80 General</b>	
800 Other receipts	9
<b>Total 80</b>	<b>9</b>
<b>Total 0852</b>	<b>2,48</b>
<b>0853 Non-ferrous Mining and Metallurgical industries</b>	
800 Other Receipts	10,05
<b>Total 0853</b>	<b>10,05</b>
<b>1055 Road Transport</b>	
201 Sikkim Nationalised Transport	14,85,60
<b>Total 1055</b>	<b>14,85,60</b>
<b>1425 Other Scientific Research</b>	
800 Other Receipts	1
<b>Total 1425</b>	<b>1</b>
<b>1452 Tourism</b>	
103 Receipts from Tourists Transport	3
105 Rent and Catering Receipts	43,10
800 Other Receipts	43,91
<b>Total 1452</b>	<b>87,04</b>
<b>1475 Other General Economic Services</b>	
106 Fees for Stamping Weights and Measures	9,18
<b>Total 1475</b>	<b>9,18</b>
<b>Total - (iii) Economic Services</b>	<b>88,05,03</b>
<b>Total - (c) Other Non-Tax Revenue</b>	<b>10,78,94,35</b>
<b>Total - B.NON-TAX REVENUE</b>	<b>10,85,04,27</b>
<b>C. GRANTS-IN-AID AND CONTRIBUTIONS</b>	
<b>1601 Grants-in-aid from Central government</b>	
<b>01 Non-plan Grants</b>	
101 Grants under the Constitution (Distribution of Revenue order)	
01 Grants to meet Non-plan Revenue Deficit	47,06,00
<b>Total - 01</b>	<b>47,06,00</b>
<b>Total 101</b>	<b>47,06,00</b>
109 Grants towards Contribution to Calamity Relief Fund	5,20,00



## STATEMENT NO. 11 - DETAILED ACCOUNT OF REVENUE BY MINOR HEADS Contd.

Heads	Actuals for 2006-2007 (In thousands of rupees)
<b>C. GRANTS-IN-AID AND CONTRIBUTIONS- Contd.</b>	
<b>1601 Grants-in-aid from Central government- Contd.</b>	
<b>01 Non-plan Grants- Concltd.</b>	
109 Grants towards Contribution to Calamity Relief Fund- Concltd.	
<b>Total 109</b>	<b>5,20,00</b>
800 Other Grants	
06 Home Guards (Reimbursement of Expenditure by G.O.I.)	15,39
<b>Total - 06</b>	<b>15,39</b>
07 Civil Defence (Reimbursement of Expenditure by G.O.I.)	47,38
<b>Total - 07</b>	<b>47,38</b>
08 Grants of States for VAT related Expenditure	5,50
<b>Total - 08</b>	<b>5,50</b>
09 Grants for Local Bodies Recommended by the 12th Finance Commission	93,61
<b>Total - 09</b>	<b>93,61</b>
10 Grants-in-aid for Maintenance of Roads & Bridges (12th Finance Commission)	2,33,00
<b>Total - 10</b>	<b>2,33,00</b>
11 Grants-in-aid for Maintenance of Public Buildings (12th Finance Commission)	4,02,00
<b>Total - 11</b>	<b>4,02,00</b>
12 Compensation to State for revenue loss due to introduction of VAT	4,03,00
<b>Total - 12</b>	<b>4,03,00</b>
<b>Total 800</b>	<b>11,99,88</b>
<b>Total 01</b>	<b>64,25,88</b>
<b>02 Grants for State/Union Territory Plan Schemes</b>	
101 Block Grants	
01 Central Assistance for State Plan	3,65,52,05
<b>Total - 01</b>	<b>3,65,52,05</b>
02 Grants under Non-Lapsable Pool of Central Resources	68,22,27
<b>Total - 02</b>	<b>68,22,27</b>
<b>Total 101</b>	<b>4,33,74,32</b>
800 Other Grants	
05 Grant in Aid for Maintenance of Forest (12th Finance Commission)	1,60,00
06 Grant in Aid for Maintenance of Heritage Conservation (12th Finance)	1,25,00
02 Upgradation & Special Problem Grants recommended by the 11th Finance	6,87,63
<b>Total - 02</b>	<b>6,87,63</b>
<b>Total 800</b>	<b>9,72,63</b>
<b>Total 02</b>	<b>4,43,46,95</b>
<b>03 Grants for Central Plan Schemes</b>	
104 Grants under Proviso to Article 275 (1) of the Constitution	
01 Special Central Assistance for Scheduled Castes Component Plan	50,16
<b>Total - 01</b>	<b>50,16</b>

## STATEMENT NO. 11 - DETAILED ACCOUNT OF REVENUE BY MINOR HEADS Contd.

Heads	Actuals for 2006-2007 (In thousands of rupees)
<b>C. GRANTS-IN-AID AND CONTRIBUTIONS- Contd.</b>	
<b>1601 Grants-in-aid from Central government- Contd.</b>	
<b>03 Grants for Central Plan Schemes- Concltd.</b>	
02 Special Central Assistance for Tribal Sub-Plan	2,06,40
<b>Total - 02</b>	<b>2,06,40</b>
<b>Total 104</b>	<b>2,56,56</b>
<b>Total 03</b>	<b>2,56,56</b>
<b>04 Grants for Centrally Sponsored Plan Schemes</b>	
800 Other grants	
40 Police	
01 Modernisation of Police Force	2,97,64
<b>Total - 01</b>	<b>2,97,64</b>
<b>Total - 40</b>	<b>2,97,64</b>
42 Administration of Justice	
01 Office Complex for Judicial Administration	5,00,00
<b>Total - 01</b>	<b>5,00,00</b>
<b>Total - 42</b>	<b>5,00,00</b>
43 Education	
21 Sanskrit Education	81,33
<b>Total - 21</b>	<b>81,33</b>
24 Establishment of District Centres for English (CIEFL)	8,50
<b>Total - 24</b>	<b>8,50</b>
26 Grants in aid for distribution of Mid Day Meal	3,00,94
<b>Total - 26</b>	<b>3,00,94</b>
27 Vocationalisation of Secondary Education at Plus two level	3,44,00
<b>Total - 27</b>	<b>3,44,00</b>
29 Strengthening of Existing ITI Rongpo	40,28
<b>Total - 29</b>	<b>40,28</b>
32 Post Matric Studies in Hindi	3
<b>Total - 32</b>	<b>3</b>
<b>Total - 43</b>	<b>7,75,08</b>
44 Sports and Youth Services	
03 Camps and Courses	1,10
<b>Total - 03</b>	<b>1,10</b>
09 Promotion of Sports and Games in School	10,31
<b>Total - 09</b>	<b>10,31</b>
10 Development of Play Ground	13,51
<b>Total - 10</b>	<b>13,51</b>
<b>Total - 44</b>	<b>24,92</b>
45 Medical and Public Health	
05 Prevention and Control of Blindness	2,50
<b>Total - 05</b>	<b>2,50</b>

## STATEMENT NO. 11 - DETAILED ACCOUNT OF REVENUE BY MINOR HEADS Contd.

Heads	Actuals for 2006-2007 (In thousands of rupees)
<b>C. GRANTS-IN-AID AND CONTRIBUTIONS- Contd.</b>	
<b>1601 Grants-in-aid from Central government- Contd.</b>	
<b>04 Grants for Centrally Sponsored Plan Schemes- Contd.</b>	
800 Other grants- Contd.	
06 Iodine Deficiency Disease	11,00
<b>Total - 06</b>	<b>11,00</b>
11 Development of Nursing Services	7,00
<b>Total - 11</b>	<b>7,00</b>
20 National Vector Borne Diseases Control Programme	4,00
<b>Total - 20</b>	<b>4,00</b>
21 AYUSH Dispensaries	1,50,00
<b>Total - 21</b>	<b>1,50,00</b>
<b>Total - 45</b>	<b>1,74,50</b>
46 Family Welfare	
01 Family Welfare	1,87,77
<b>Total - 01</b>	<b>1,87,77</b>
<b>Total - 46</b>	<b>1,87,77</b>
47 Water Supply and Sanitation	
01 Accelerated Rural Water Supply Programme	13,32,92
<b>Total - 01</b>	<b>13,32,92</b>
<b>Total - 47</b>	<b>13,32,92</b>
48 Urban Development and Housing Department	
05 Storm Water Drainage System along National Highway 31-A	1,69,35
<b>Total - 05</b>	<b>1,69,35</b>
<b>Total - 48</b>	<b>1,69,35</b>
49 Welfare of Schedule Caste, Schedule Tribe & Other Backward Classes	
02 Machinery for implementation of protection of Civil Right Act and SC's & ST's	2,43
<b>Total - 02</b>	<b>2,43</b>
04 Merit of SC Students	3,00
<b>Total - 04</b>	<b>3,00</b>
07 Postmatric Scholarship	17,69
<b>Total - 07</b>	<b>17,69</b>
08 Merit of ST Students	2,40
<b>Total - 08</b>	<b>2,40</b>
<b>Total - 49</b>	<b>25,52</b>
50 Social Security and Welfare	
01 ICDS Programme	8,89,35
<b>Total - 01</b>	<b>8,89,35</b>
03 Control of Juvenile Social Justice	5,25
<b>Total - 03</b>	<b>5,25</b>
06 Swayam Sidha	25,00

## STATEMENT NO. 11 - DETAILED ACCOUNT OF REVENUE BY MINOR HEADS Contd.

Heads	Actuals for 2006-2007 (In thousands of rupees)
<b>C. GRANTS-IN-AID AND CONTRIBUTIONS- Contd.</b>	
<b>1601 Grants-in-aid from Central government- Contd.</b>	
<b>04 Grants for Centrally Sponsored Plan Schemes- Contd.</b>	
800 Other grants- Contd.	
<b>50 - Social Security and Welfare - Concltd.</b>	
<b>Total - 06</b>	<b>25,00</b>
<b>Total - 50</b>	<b>9,19,60</b>
51 Crop Husbandry	
03 Assistance from National Oil Seeds and Vegetable Oils Development Board	19,00
<b>Total - 03</b>	<b>19,00</b>
10 Strengthening of Agricultural Extension	36,00
<b>Total - 10</b>	<b>36,00</b>
11 Agriculture Census Programme	28,95
<b>Total - 11</b>	<b>28,95</b>
12 Establishment of ARAS	10,00
<b>Total - 12</b>	<b>10,00</b>
25 Macro Management in Agriculture	15,98,20
<b>Total - 25</b>	<b>15,98,20</b>
30 Transport Subsidies on Seeds	26,27
<b>Total - 30</b>	<b>26,27</b>
31 Krishi Vigyan Kendra	5,25
<b>Total - 31</b>	<b>5,25</b>
32 Organic Farming	1,09,86
<b>Total - 32</b>	<b>1,09,86</b>
33 Development & Strengthening of Infrastructural facility for Prod. & Distribution	63,30
<b>Total - 33</b>	<b>63,30</b>
35 Establishment of AGRINET	97,50
<b>Total - 35</b>	<b>97,50</b>
<b>Total - 51</b>	<b>19,94,33</b>
53 Animal Husbandry	
03 Undertaking Sample Survey for Estimation of Production of Milk	2,12
<b>Total - 03</b>	<b>2,12</b>
06 Veterinary Council	16,00
<b>Total - 06</b>	<b>16,00</b>
08 Animal Disease Surveillance	78,32
<b>Total - 08</b>	<b>78,32</b>
09 Undertaking of Quienquenal Census	6,00
<b>Total - 09</b>	<b>6,00</b>
23 Poultry Development	1,20,00
<b>Total - 23</b>	<b>1,20,00</b>
24 Live Stock Cences	90

## STATEMENT NO. 11 - DETAILED ACCOUNT OF REVENUE BY MINOR HEADS Contd.

Heads	Actuals for 2006-2007 (In thousands of rupees)
<b>C. GRANTS-IN-AID AND CONTRIBUTIONS- Contd.</b>	
<b>1601 Grants-in-aid from Central government- Contd.</b>	
<b>04 Grants for Centrally Sponsored Plan Schemes- Contd.</b>	
800 Other grants- Contd.	
<b>53 - Animal Husbandry - Concltd.</b>	
<b>Total - 24</b>	<b>90</b>
27 Rinderpest Eradication Programme	5,00
<b>Total - 27</b>	<b>5,00</b>
<b>Total - 53</b>	<b>2,28,34</b>
54 Diary Development	
01 North Diary Project	40,21
<b>Total - 01</b>	<b>40,21</b>
02 Integrated Diary Project	1,20,00
<b>Total - 02</b>	<b>1,20,00</b>
<b>Total - 54</b>	<b>1,60,21</b>
55 Fisheries	
01 Fisheries Farmers Development Agency	2,07,09
<b>Total - 01</b>	<b>2,07,09</b>
02 Farmers training outside the State and Other Extension Services	7,00
<b>Total - 02</b>	<b>7,00</b>
<b>Total - 55</b>	<b>2,14,09</b>
56 Forestry and Wildlife	
46 Jawaharlall Nehru Botanical Garden at Rumtek	15,00
08 Kanchenjunga National Park	22,74
<b>Total - 08</b>	<b>22,74</b>
09 Development of Moinam Sanctuaries	12,00
<b>Total - 09</b>	<b>12,00</b>
10 Development of Fambong Lho Sanctuary	10,84
<b>Total - 10</b>	<b>10,84</b>
11 Development of Singba Rhododendron Sanctuary	15,30
<b>Total - 11</b>	<b>15,30</b>
12 Development of Kyongnosla Alpine Sanctuary	5,11
<b>Total - 12</b>	<b>5,11</b>
13 Assistance from Zoo Authority of India	29,24
<b>Total - 13</b>	<b>29,24</b>
16 Rangpochu Watershed	20,00
<b>Total - 16</b>	<b>20,00</b>
35 Bersay Rhododendron Sanctuary	25,00
<b>Total - 35</b>	<b>25,00</b>
37 Bio diversity of Kanchenjunga Bio-sphere Reserve	83,43
<b>Total - 37</b>	<b>83,43</b>

## STATEMENT NO. 11 - DETAILED ACCOUNT OF REVENUE BY MINOR HEADS Contd.

Heads	Actuals for 2006-2007 (In thousands of rupees)
<b>C. GRANTS-IN-AID AND CONTRIBUTIONS- Contd.</b>	
<b>1601 Grants-in-aid from Central government- Contd.</b>	
<b>04 Grants for Centrally Sponsored Plan Schemes- Contd.</b>	
800 Other grants- Contd.	
<b>56 - Forestry and Wildlife - Concl.</b>	
43 Development of Pangolakha Sanctuary	8,07
<b>Total - 43</b>	<b>8,07</b>
44 Integrated Forest Protection Scheme	1,41,70
<b>Total - 44</b>	<b>1,41,70</b>
45 Treatment of Landslide and Erosion Control	3,42,25
<b>Total - 45</b>	<b>3,42,25</b>
<b>Total - 56</b>	<b>7,30,68</b>
58 Food Storage and Warehousing	
03 Training	1,80
<b>Total - 03</b>	<b>1,80</b>
04 Village Grain Bank	9,76
<b>Total - 04</b>	<b>9,76</b>
05 Creating Consumer Awareness in States	30,50
<b>Total - 05</b>	<b>30,50</b>
06 Strengthening Legal Metrology wing of States	12,00
<b>Total - 06</b>	<b>12,00</b>
07 Integrated Project on Consumer Protection	41,80
<b>Total - 07</b>	<b>41,80</b>
<b>Total - 58</b>	<b>95,86</b>
60 Rural Development	
03 Establishment of Gram Suchna Kendra	5,04,00
<b>Total - 03</b>	<b>5,04,00</b>
04 Construction East District Zilla Panchaya Bhavan	69,61
<b>Total - 04</b>	<b>69,61</b>
<b>Total - 60</b>	<b>5,73,61</b>
63 Roads and Bridges	
01 Surface Strengthening (Grant from CRF)	32,00
<b>Total - 01</b>	<b>32,00</b>
05 Duga Pachehani Road	1,00,00
<b>Total - 05</b>	<b>1,00,00</b>
06 Sirwani Bermiok Phongla Road	1,68,00
<b>Total - 06</b>	<b>1,68,00</b>
<b>Total - 63</b>	<b>3,00,00</b>
64 Other Scientific Research	
06 Assistance under ENVIS	3,66
<b>Total - 06</b>	<b>3,66</b>
<b>Total - 64</b>	<b>3,66</b>

## STATEMENT NO. 11 - DETAILED ACCOUNT OF REVENUE BY MINOR HEADS Contd.

Heads	Actuals for 2006-2007 (In thousands of rupees)
<b>C. GRANTS-IN-AID AND CONTRIBUTIONS- Contd.</b>	
<b>1601 Grants-in-aid from Central government- Contd.</b>	
<b>04 Grants for Centrally Sponsored Plan Schemes- Contd.</b>	
800 Other grants- Contd.	
65 Census Survey and Statistic Survey and Statistics	
03 Conduct of Economic Census	17,11
<b>Total - 03</b>	<b>17,11</b>
<b>Total - 65</b>	<b>17,11</b>
66 Tourism	
08 Wayside amenities	21,92
<b>Total - 08</b>	<b>21,92</b>
09 Publicity	54,31
<b>Total - 09</b>	<b>54,31</b>
13 Adventure and Eco-Tourism at Chemchey	2,47,00
<b>Total - 13</b>	<b>2,47,00</b>
29 Destination Development at Saramsa/Rangpo in East Sikkim	3,62,04
<b>Total - 29</b>	<b>3,62,04</b>
30 Lepcha Heritage Centre at Satam, Gagyong in South Sikkim	1,36,97
<b>Total - 30</b>	<b>1,36,97</b>
31 Construction of Religious Circuits Development Programme at Soreng in West	3,19,89
<b>Total - 31</b>	<b>3,19,89</b>
32 Development of Tourist Infrastructure at Aritar, Phodong and Mangan in Sikkim	99,20
<b>Total - 32</b>	<b>99,20</b>
33 Development of Trekking Trail Bhalley Dhunga from Yanagang and Other	92,00
<b>Total - 33</b>	<b>92,00</b>
<b>Total - 66</b>	<b>13,33,33</b>
67 Land Revenue	
01 Agrarian Studies and Computerisation of Land Records	10,00
<b>Total - 01</b>	<b>10,00</b>
05 National Programme for Capacity Building of Engineers in Earthquake Risk	45
<b>Total - 05</b>	<b>45</b>
<b>Total - 67</b>	<b>10,45</b>
70 Accounts and Administrative Training Institute	
01 Scheme Financed by DOP GOI	2,88
<b>Total - 01</b>	<b>2,88</b>
<b>Total - 70</b>	<b>2,88</b>
71. Minor Irrigation	
01 Rationalisation of Minor Irrigation Statistics	6,13
<b>Total - 01</b>	<b>6,13</b>
<b>Total - 71</b>	<b>6,13</b>

## STATEMENT NO. 11 - DETAILED ACCOUNT OF REVENUE BY MINOR HEADS Contd.

Heads	Actuals for 2006-2007 (In thousands of rupees)
<b>C. GRANTS-IN-AID AND CONTRIBUTIONS- Concl.</b>	
<b>1601 Grants-in-aid from Central government- Concl.</b>	
<b>04 Grants for Centrally Sponsored Plan Schemes- Concl.</b>	
800 Other grants- Concl.	
74 Commerce & Industries	
01 Growth Centre at Samlic Marchak	1,00,00
<b>Total - 74</b>	<b>1,00,00</b>
75 Excise	
01 Grant for Strengthening enforcement capabilities or combating illicit traffic in	17,30
<b>Total - 01</b>	<b>17,30</b>
<b>Total - 75</b>	<b>17,30</b>
<b>Total 800</b>	<b>1,01,95,28</b>
<b>Total 04</b>	<b>1,01,95,28</b>
<b>05 Grants for Special Plan Schemes</b>	
101 Schemes of North Eastern Council	23,29,23
<b>Total 101</b>	<b>23,29,23</b>
<b>Total 05</b>	<b>23,29,23</b>
<b>Total 1601</b>	<b>6,35,53,90</b>
<b>Total - C.GRANTS-IN-AID AND CONTRIBUTIONS</b>	<b>6,35,53,90</b>
<b>TOTAL - Receipt Head(Revenue Account) :</b>	<b>21,16,54,07</b>



## STATEMENT NO. 11 - DETAILED ACCOUNT OF REVENUE BY MINOR HEADS Concl'd.

Heads

Actuals for 2006-2007

(In thousands of rupees)

## Notes

(i) Due to non-receipt of expenditure statement from Director General of Border Roads Authority during the year 2006-07 accounting both by debiting the expenditure head 3054 - Roads and Bridges and Major Head 5054 - Capital Outlay on Roads and Bridges and Contra Crediting Major Head 1601 - Grants-in-aid from Central Government could not be made. Details can be seen in Appropriation Accounts for 2006-07. Hence, the amount shown under Major Head 1601 - Grants-in-aid from Central Government does not include the portion relating to expenditure under Director General of Border Roads Authority in the State of Sikkim during the year 2006-07.

(ii) Rs. 6,35,53.90 lakhs does not include Rs. 14.45.00 lakh being Grants-in-aid received from Government of India during the year 2006-07 as the same was not credited into accounts during 2006-07 by the Government of Sikkim.

(iii) Rs. 6,35,53.90 lakhs also includes Rs. 32.90.54 lakh of the previous year being Grants-in-aid contribution from Government of India but not accounted for on that financial year.

iv) Due to non-implementation of Indian Income Tax Act, 1961 in the State of Sikkim, no Shareable Taxes on Income Tax and Wealth Tax from Government of India are accepted by the Government of Sikkim. During 2006-07 Rs. 51,85.00 lakhs and Rs. 11.00 Lakhs received as Income Tax and Wealth Tax respectively from Government of India. Out of total proceeds of Rs.51,96.00 lakhs (Rs. 51,85.00 + Rs. 11.00) an amount of Rs. 50,81.00 lakhs has been refunded and Rs. 1,15.00 lakhs has been adjusted against excess refunded in the previous years.

(v) As per the sanction order of Ministry of Finance, Department of Economic Affairs (Budget Division) adjustment of outstanding dues made from the State Government, hence minus figures arrived under Share of net proceeds on Other Taxes on Income and Expenditure and Other Taxes on Duties and Commodities and Services.

## STATEMENT NO. 12 - DETAILED ACCOUNTS

Heads (1)	Non-Plan (2)
(In thousands of rupees)	
<b>EXPENDITURE HEADS(REVENUE ACCOUNT)</b>	
<b>A. GENERAL SERVICES</b>	
<b>(a) Organs of State</b>	
<b>2011 Parliament/State/Union Territory Legislatures</b>	
02 State/Union Territory Legislatures	
101 Legislative Assembly	18,84
	51,32
103 Legislative Secretariat	2,95,42
104 Legislators Hostel	21,61
800 Other Expenditure	9,58
<b>Total 02</b>	<b>18,84</b>
<b>Total 2011</b>	<b>3,77,93</b>
	<b>18,84</b>
	<b>3,77,93</b>
<b>2012 President, Vice-President/Governor/Administrator of Union Territories</b>	
03 Governor/Administrator of Union Territories	
090 Secretariat	85,81
101 Emoluments and allowances of the Governor/Administrator of Union	4,32
102 Discretionary Grants	16,12
103 Household Establishment	1,07,65
104 Sumptuary Allowances	12,28
105 Medical Facilities	81
106 Entertainment Expenses	21
107 Expenditure from Contract Allowance	3,64
108 Tour Expenses	10,60
<b>Total 03</b>	<b>2,41,44</b>
<b>Total 2012</b>	<b>...</b>
	<b>2,41,44</b>
<b>2013 Council of Ministers</b>	
101 Salary of Ministers and Deputy Ministers	31,25
102 Sumptuary and other Allowances	13,68
104 Entertainment and Hospitality Expenses	55,00
105 Discretionary grant by Ministers	35,40
106 Cabinet Secretariat	1,74,54
108 Tour Expenses	39,00
800 Other Expenditure	1,11,00
911 Deduct Refunds	-12,43
<b>Total 2013</b>	<b>4,47,44</b>

## OF EXPENDITURE BY MINOR HEADS

(Figures in italic represent charged expenditure)

Actuals for 2006-2007

Plan (3)	CSS and CPS (4)	Total (5)
(In thousands of rupees)		
...	...	70,16
...	...	2,95,42
...	...	21,61
...	...	9,58
...	...	<b>3,96,77</b>
...	...	<b>3,96,77</b>
...	...	85,81
...	...	4,32
...	...	16,12
...	...	1,07,65
...	...	12,28
...	...	81
...	...	21
...	...	3,64
...	...	10,60
...	...	<b>2,41,44</b>
...	...	<b>2,41,44</b>
...	...	31,25
...	...	13,68
...	...	55,00
...	...	35,40
...	...	1,74,54
...	...	39,00
...	...	1,11,00
...	...	-12,43
...	...	<b>4,47,44</b>

## STATEMENT NO. 12 - DETAILED ACCOUNTS

Heads	(1)	Non-Plan (2)
(In thousands of rupees)		
<b>EXPENDITURE HEADS(REVENUE ACCOUNT)- Contd.</b>		
<b>A. GENERAL SERVICES - Contd.</b>		
<b>(a) Organs of State -Concl.</b>		
<b>2014 Administration of Justice</b>		
102 High Courts		3,25,34
105 Civil and Session Courts		3,27,81
114 Legal Advisors and Counsels		1,32,17
911 Deduct Refund pertaining to previous years		-1
<b>Total 2014</b>		<b>3,25,33</b>
		<b>4,59,98</b>
<b>2015 Elections</b>		
101 Election Commission		32,37
102 Electoral Officers		71,81
103 Preparation and Printing of Electoral rolls		28,92
104 Charges for conduct of elections for Lok Sabha and State/Union Territory		5
105 Charges for conduct of elections to Parliament		5
108 Issue on Photo Identity Cards to Voters		10,87
109 Charges for Conduct of Election to Panchayats/Local Bodies		2,70
<b>Total 2015</b>		<b>1,46,77</b>
<b>Total (a) Organs of State</b>		<b>5,85,61</b>
		<b>14,32,12</b>
<b>(b) Fiscal Services</b>		
<b>(i) Collection of Taxes on Income and Expenditure</b>		
<b>2020 Collection of Taxes on Income and Expenditure</b>		
101 Collection Charges-Income Tax (under State Law)		56,21
<b>Total 2020</b>		<b>56,21</b>
<b>Total -(i)Collection of Taxes on Income and Expenditure</b>		<b>56,21</b>
<b>(ii) Collection of Taxes on Property and Capital Transactions</b>		
<b>2029 Land Revenue</b>		
001 Direction and Administration		95,70
101 Collection Charges		2,22,26
103 Land Records		29,33
911 Deduct Recoveries of previous year		-49
<b>Total 2029</b>		<b>3,46,80</b>
<b>2030 Stamps and Registration</b>		
01 Stamps-Judicial		
101 Cost of Stamps		2,47
<b>Total 01</b>		<b>2,47</b>

**OF EXPENDITURE BY MINOR HEADS Contd.**(Figures in *italic* represent charged expenditure)

Actuals for 2006-2007

Plan (3)	CSS and CPS (4)	Total (5)
(In thousands of rupees)		
...	...	3,25,34
...	...	3,27,81
...	...	1,32,17
...	...	-1
...	...	<b>7,85,31</b>
...	...	32,37
...	...	71,81
...	...	28,92
...	...	5
...	...	5
...	...	10,87
...	...	2,70
...	...	<b>1,46,77</b>
...	...	<b>20,17,73</b>
...	...	56,21
...	...	<b>56,21</b>
...	...	<b>56,21</b>
<i>7,68</i>	...	1,03,38
...	...	2,22,26
...	...	29,33
...	...	-49
<i>7,68</i>	...	<b>3,54,48</b>
...	...	2,47
...	...	<b>2,47</b>

## STATEMENT NO. 12 - DETAILED ACCOUNTS

Heads	(1)	Non-Plan (2)
		(In thousands of rupees)
<b>EXPENDITURE HEADS(REVENUE ACCOUNT)- Contd.</b>		
<b>A. GENERAL SERVICES - Contd.</b>		
<b>(b) Fiscal Services -Concl'd.</b>		
<b>(ii) Collection of Taxes on Property and Capital Transactions- Concl'd.</b>		
<b>2030 Stamps and Registration - Concl'd.</b>		
02 Stamps-Non-Judicial		
101 Cost of Stamps		4,09
<b>Total 02</b>		<b>4,09</b>
<b>Total 2030</b>		<b>6,56</b>
<b>Total -(ii)Collection of Taxes on Property and Capital Transactions</b>		<b>3,53,36</b>
<b>(iii) Collection of Taxes on Commodities and Services</b>		
<b>2039 State Excise Duties</b>		
001 Direction and Administration		1,90,82
800 Other Expenditure		...
911 Deduct Refunds		-42
<b>Total 2039</b>		<b>1,90,40</b>
<b>2040 Taxes on Sales, Trades etc.</b>		
101 Collection Charges		1,56,81
<b>Total 2040</b>		<b>1,56,81</b>
<b>2041 Taxes on Vehicles</b>		
101 Collection Charges		56,25
<b>Total 2041</b>		<b>56,25</b>
<b>2045 Other Taxes and Duties on Commodities and Services</b>		
101 Collection Charges-Entertainment Tax		7,07
200 Collection Charges-Other Taxes and Duties		37,85
911 Refund of Over payment of Last Financial Year		-4
<b>Total 2045</b>		<b>44,88</b>
<b>Total -(iii)Collection of Taxes on Commodities and Services</b>		<b>4,48,34</b>
<b>Total (b) Fiscal Services</b>		<b>8,57,91</b>
<b>(c) Interest payment and servicing of Debt</b>		
<b>2048 Appropriation for reduction or avoidance of Debt</b>		
101 Sinking Funds		11,73,00
<b>Total 2048</b>		<b>11,73,00</b>
<b>2049 Interest Payment</b>		
01 Interest on Internal Debt		
101 Interest on Market Loans		44,81,26
200 Interest on Other Internal Debts		8,66,00

## OF EXPENDITURE BY MINOR HEADS Contd.

(Figures in italic represent charged expenditure)

Actuals for 2006-2007		
Plan	CSS and CPS	Total
(3)	(4)	(5)
(In thousands of rupees)		
...	...	4,09
...	...	4,09
...	...	6,56
7,68	...	3,61,04
...	...	1,90,82
...	14,94	14,94
...	...	-42
...	14,94	2,05,34
...	...	1,56,81
...	...	1,56,81
...	...	56,25
...	...	56,25
...	...	7,07
...	...	37,85
...	...	-4
...	...	44,88
...	14,94	4,63,28
7,68	14,94	8,80,53
...	...	11,73,00
...	...	11,73,00
...	...	44,81,26
...	...	8,66,00

## STATEMENT NO. 12 - DETAILED ACCOUNTS

Heads	(1)	Non-Plan (2)
		(In thousands of rupees)
<b>EXPENDITURE HEADS(REVENUE ACCOUNT)- Contd.</b>		
<b>A. GENERAL SERVICES - Contd.</b>		
<b>(c) Interest payment and servicing of Debt -Concl.</b>		
<b>2049</b>	<b>Interest Payment - Concl.</b>	
01	Interest on Internal Debt - Concl.	
	<b>Total 01</b>	<u>53,47,26</u>
		...
03	Interest on Small Savings, Provident Funds etc	
104	Interest on State Provident Funds	20,94,58
108	Interest on Insurance and Pension Fund	1,55,44
	<b>Total 03</b>	<u>22,50,02</u>
		...
04	Interest on Loans and Advances from Central Government	
101	Interest on Loans for State/Union Territory Plan Schemes	25,15,10
103	Interest on Loans for Centrally Sponsored Plan Schemes	1,19,45
104	Interest on Loans for Non-Plan Schemes	12,64,02
107	Interest on Pre-1984-85 Loans	31,13
	<b>Total 04</b>	<u>39,29,70</u>
		...
	<b>Total 2049</b>	<u>1,15,26,98</u>
	<b>Total (c) Interest payment and servicing of Debt</b>	<u>1,26,99,98</u>
<b>(d) Administrative Services</b>		
<b>2051</b>	<b>Public Service Commission</b>	
102	State Public Service Commission (Charged)	61,61
	<b>Total 2051</b>	<u>61,61</u>
<b>2052</b>	<b>Secretariat-General Services</b>	
090	Secretariat	10,92,00
911	Deduct Refund	-53
	<b>Total 2052</b>	<u>10,91,47</u>
<b>2053</b>	<b>District Administration</b>	
093	District Establishments	2,81,84
094	Other Establishments	1,21,05
	<b>Total 2053</b>	<u>4,02,89</u>
<b>2054</b>	<b>Treasury and Accounts Administration</b>	
095	Directorate of Accounts and Treasuries	1,95,70
096	Pay and Accounts Offices	3,43,19
911	Deduct Recoveries of previous year	-9
	<b>Total 2054</b>	<u>5,38,80</u>



## OF EXPENDITURE BY MINOR HEADS Contd.

(Figures in italic represent charged expenditure)

Actuals for 2006-2007

	Plan (3)	CSS and CPS (4)	Total (5)
(In thousands of rupees)			
	...	...	53,47,26
	...	...	20,94,58
	...	...	1,55,44
	...	...	22,50,02
	...	...	25,15,10
	...	...	1,19,45
	...	...	12,64,02
	...	...	31,13
	...	...	39,29,70
	...	...	1,15,26,98
	...	...	1,26,99,98
	...	...	61,61
	...	...	61,61
	11,84	...	11,03,84
	...	...	-53
	11,84	...	11,03,31
	...	...	2,81,84
	...	...	1,21,05
	...	...	4,02,89
	...	...	1,95,70
	...	...	3,43,19
	...	...	-9
	...	...	5,38,80

## STATEMENT NO. 12 - DETAILED ACCOUNTS

Heads	Plan	Non-Plan
(1)	(2)	(3)

(In thousands of rupees)

## EXPENDITURE HEADS(REVENUE ACCOUNT)- Contd.

<b>A. GENERAL SERVICES - Contd.</b>		
<b>(d) Administrative Services - Contd.</b>		
<b>2055 Police</b>		
001	Direction and Administration	4,18,16
003	Education and Training	82,60
101	Criminal Investigation and Vigilance	4,55,79
104	Special Police	25,59,63
108	State Headquarters Police	7,99,61
109	District Police	16,18,04
113	Welfare of Police Personnel	6,59
114	Wireless and Computers	2,64,47
115	Modernisation of Police Force	...
116	Forensic Science	28,86
800	Other Expenditure	3,92,69
911	Deduct Refund	-4,52
	<b>Total 2055</b>	<b>66,21,92</b>
<b>2056 Jails</b>		
001	Direction and Administration	1,99,90
	<b>Total 2056</b>	<b>1,99,90</b>
<b>2058 Stationery and Printing</b>		
103	Government Presses	2,10,58
911	Deduct Refund	-65
	<b>Total 2058</b>	<b>2,09,93</b>
<b>2059 Public Works</b>		
911	Deduct Refund	...
01	Office Buildings	...
053	Maintenance and Repairs	8,12,73
	<b>Total 01</b>	<b>8,12,73</b>
60	Other Buildings	...
053	Maintenance and Repairs	14,94
		2,68,63
103	Furnishings	4,14
799	Suspense	-5,41
	<b>Total 60</b>	<b>19,08</b>
		2,63,22
80	General	...
001	Direction and Administration	3,12,81

STATEMENT NO. 12 - DETAILED ACCOUNTS  
**OF EXPENDITURE BY MINOR HEADS Contd.**

(Figures in italic represent charged expenditure)

Actuals for 2006-2007		Heads	Total
Plan	CSS and CPS		
(3)	(4)		(5)
(In thousands of rupees)			
		EXPENDITURE HEADS (REVENUE ACCOUNT) - Contd.	
		A. GENERAL SERVICES - Contd.	
		(b) Administrative Services - Contd.	
		2059 Public Works - Contd.	
		80 General - Contd.	
		Planning and Research	4,81,16
		Maintenance and Repairs	60,82
		Furnishings	4,55,79
		Lease Charges	25,59,63
		Suspense	1,99,61
		Total 80	40,81,61
		Total 2059	6,59
			2,64,47
	1,54,29	Other Administrative Services	1,54,29
		Training	28,86
		Vigilance	3,92,69
		Civil Defence	4,52
	1,54,29	Home Guards	67,76,21
		108 Fire Protection and Control	
		Guest Houses, Government Hostels etc.	1,99,90
		Other Expenditure	1,99,90
		Deduct Refund	911
90,00		Total 2070	3,00,30
-3		Total (b) Administrative Services	68
89,97			2,99,90
		(c) Pensions and Miscellaneous General Services	
		2071 Pensions and Other Retirement benefits	1-
		Civil	
		Superannuation and Retirement Allowances	8,12,73
		Computed value of Pension	8,12,73
		Gratuities	104
		Family pensions	102
		Pensionary charges in respect of High Court Judges	2,83,57
		Pensions to Legislators	4,14
		Leave Encashment Benefits	37,81
		Government Contribution of Defined Contribution Pension Scheme	117
		Total 01	2,49,90
1,30,11			4,42,92

## STATEMENT NO. 12 - DETAILED ACCOUNTS

Heads	(1)	Non-Plan (2)
(In thousands of rupees)		
<b>EXPENDITURE HEADS(REVENUE ACCOUNT)- Contd.</b>		
<b>A. GENERAL SERVICES - Contd.</b>		
<b>(d) Administrative Services -Concl.</b>		
<b>2059 Public Works - Concl.</b>		
80 General - Concl.		
004 Planning and Research		...
053 Maintenance and Repairs		79,49
103 Furnishings		4,53
104 Lease Charges		4,58
799 Suspense		-9,31
<b>Total 80</b>		<b>3,92,10</b>
<b>Total 2059</b>		<b>19,08</b>
		<b>14,68,05</b>
<b>2070 Other Administrative Services</b>		
003 Training		44,16
104 Vigilance		1,75,83
106 Civil Defence		25,84
107 Home Guards		58,88
108 Fire Protection and Control		2,09,04
115 Guest Houses, Government Hostels etc.		1,76,25
800 Other Expenditure		7,75
911 Deduct Refund		-12,45
<b>Total 2070</b>		<b>6,85,30</b>
<b>Total (d) Administrative Services</b>		<b>80,69</b>
		<b>1,12,18,26</b>
<b>(e) Pensions and Miscellaneous General Services</b>		
<b>2071 Pensions and Other Retirement benefits</b>		
01 Civil		
101 Superannuation and Retirement Allowances		15,32,72
102 Commuted value of Pension		8,42,50
104 Gratuities		8,31,97
105 Family pensions		10,54,42
106 Pensionary charges in respect of High Court Judges		5,81
111 Pensions to Legislators		43,96
115 Leave Encashment Benefits		6,07,88
117 Government Contribution of Defined Contribution Pension Scheme		4,49
<b>Total 01</b>		<b>5,81</b>
		<b>49,17,94</b>

## OF EXPENDITURE BY MINOR HEADS Contd.

(Figures in italic represent charged expenditure)

Actuals for 2006-2007

Plan (3)	CSS and CPS (4)	Total (5)
(In thousands of rupees)		
3,85	...	3,85
...	...	79,49
...	...	4,53
...	...	4,58
-3,58	...	-12,89
<b>1,30,38</b>	...	<b>5,22,48</b>
97,97	...	<b>15,85,10</b>
2,96,46	3,56	3,44,18
...	...	1,75,83
...	...	25,84
...	...	58,88
5,00	...	2,14,04
...	...	1,76,25
...	...	7,75
...	...	-12,45
<b>3,01,46</b>	<b>3,56</b>	<b>9,90,32</b>
...	...	...
<b>5,01,24</b>	<b>1,57,85</b>	<b>1,19,58,04</b>
...	...	15,32,72
...	...	8,42,50
...	...	8,31,97
...	...	10,54,42
...	...	5,81
...	...	43,96
...	...	6,07,88
...	...	4,49
...	...	...
...	...	<b>49,23,75</b>

## STATEMENT NO. 12 - DETAILED ACCOUNTS

		Actuals for 2006-2007	
Total	Heads	Plan	Non-Plan
(2)	(1)	(3)	(2)
(In thousands of rupees)			
<b>EXPENDITURE HEADS(REVENUE ACCOUNT)- Contd.</b>			
<b>A. GENERAL SERVICES - Concl'd.</b>			
<b>(e) Pensions and Miscellaneous General Services -Concl'd.</b>			
<b>2071 Pensions and Other Retirement benefits - Concl'd.</b>			
	<b>Total 2071</b>		<b>5,81</b>
			<b>49,17,94</b>
<b>2075 Miscellaneous General Services</b>			
103	State Lotteries		9,13,29,22
104	Pensions and awards in consideration of distinguished services		2,56
797	Transfer to Reserve Funds/Deposit Accounts		2,00,00
800	Other expenditure		7,99,99
	<b>Total 2075</b>		<b>2,00,00</b>
			<b>9,21,31,77</b>
	<b>Total (e) Pensions and Miscellaneous General Services</b>		<b>2,05,81</b>
			<b>9,70,49,71</b>
	<b>Total A-GENERAL SERVICES</b>		<b>1,35,72,09</b>
			<b>11,05,58,00</b>
<b>B. SOCIAL SERVICES</b>			
<b>(a) Education, Sports, Art and Culture</b>			
<b>2202 General Education</b>			
01	Elementary Education		
052	Equipment		
101	Government Primary Schools		
102	Assistance to Non-Government Primary Schools		
106	Teachers and Other Services		59,75,96
107	Teachers Training		60,45
108	Text Books		
196	Assistance to Zilla Parishads/District Level Panchayats		
198	Assistance to Gram Panchayats		
800	Other Expenditure		
911	Deduct Refund		-3,98
	<b>Total 01</b>		<b>60,32,52</b>
02	Secondary Education		
001	Direction and Administration		3,17,52
052	Equipments		
104	Teachers and Other Services		54,12,84
106	Text Books		

## OF EXPENDITURE BY MINOR HEADS Contd.

(Figures in italic represent charged expenditure)

Actuals for 2006-2007				
Plan	CSS and CPS	Heads	Total	
(3)	(4)		(5)	
(In thousands of rupees)				
EXPENDITURE HEADS (REVENUE ACCOUNT) - Contd.				
B. SOCIAL SERVICES - Contd.				
(a) Education, Sports, Art and Culture - Contd.				
2202 General Education - Contd.				
...	...	Secondary Education - Contd.	49,23,75	...
...	...	Scholarships	...	...
...	...	Government Secondary Schools	9,13,29,22	...
...	...	Assistance to Non-Govt. Secondary Schools	2,56	...
...	...	Other expenditure	2,00,00	...
57,30,36	...	Total 02	7,99,99	...
...	...	University and Higher Education	...	...
1,30,93	...	Government Colleges and Institutes	9,23,31,77	...
...	...	Total 03	9,72,55,52	...
1,30,93	...	...	...	...
...	...	Promotion of Modern Indian Languages and Literature	12,48,11,80	...
5,08,92	1,72,79	Total 05	12,48,11,80	...
...	...	General	...	...
...	...	Direction and Administration	...	...
...	...	Scholarships	...	...
...	...	Deduct Refund	1,87	...
...	1,87	Total 80	3,43,69	...
...	3,43,69	Total 2202	3,00	...
...	3,00	Technical Education	80,55,58	...
20,79,62	...	Direction and Administration	1,14,52	...
...	54,07	Politechnics	94,28	...
...	94,28	Total 2203	5,00	...
...	5,00	Sports and Youth Services	3,00	...
...	3,00	Direction and Administration	8,93,44	...
70,19	5,92,52	Youth Welfare Programme for Students	4,08	...
38,38	-10	Total 2204	95,10,49	...
...	31,77,05	...	...	...
...	2,06,49	Total 2204	5,24,01	...
...	68,93	Art and Culture	68,93	...
...	22,45,37	Direction and Administration	76,58,21	...
43,24	1,05,58	Promotion of Arts and Culture	1,05,58	...
...	...	Archeology	...	...

## STATEMENT NO. 12 - DETAILED ACCOUNTS

Heads	(1)	Non-Plan (2)
(In thousands of rupees)		
<b>EXPENDITURE HEADS(REVENUE ACCOUNT)- Contd.</b>		
<b>B. SOCIAL SERVICES - Contd.</b>		
<b>(a) Education, Sports, Art and Culture - Contd.</b>		
<b>2202 General Education - Concl'd.</b>		
02 Secondary Education - Concl'd.		
107 Scholarships		...
109 Government Secondary Schools		...
110 Assistance to Non-Govt. Secondary Schools		...
800 Other expenditure		...
<b>Total 02</b>		<b>57,30,36</b>
03 University and Higher Education		
103 Government Colleges and Institutes		1,39,93
911 Deduct Refund		...
<b>Total 03</b>		<b>1,39,93</b>
05 Language Development		
102 Promotion of Modern Indian Languages and Literature		...
103 Sanskrit Education		...
<b>Total 05</b>		...
80 General		
001 Direction and Administration		2,34,95
107 Scholarships		...
911 Deduct Refund		...
<b>Total 80</b>		<b>2,34,95</b>
<b>Total 2202</b>		<b>1,21,37,67</b>
<b>2203 Technical Education</b>		
001 Direction and Administration		...
105 Polytechnics		...
<b>Total 2203</b>		...
<b>2204 Sports and Youth Services</b>		
001 Direction and Administration		79,19
102 Youth Welfare Programme for Students		38,38
103 Youth Welfare Programmes for Non-Students		...
104 Sports and Games		...
<b>Total 2204</b>		<b>1,17,57</b>
<b>2205 Art and Culture</b>		
001 Direction and Administration		28,75
102 Promotion of Arts and Culture		43,24
103 Archaeology		...



**OF EXPENDITURE BY MINOR HEADS Contd.**

(Figures in italic represent charged expenditure)

Actuals for 2006-2007		
Plan	CSS and CPS	Total
(3)	(4)	(5)
(In thousands of rupees)		
1,00,57	...	1,00,57
62,37	...	62,37
90,00	...	90,00
54,28	4,45,64	4,99,92
<b>29,33,59</b>	<b>4,45,64</b>	<b>91,09,59</b>
3,92,28	...	5,32,21
-70	...	-70
<b>3,91,58</b>	...	<b>5,31,51</b>
3,00	...	3,00
2,90	81,39	84,29
<b>5,90</b>	<b>81,39</b>	<b>87,29</b>
2,09,22	...	4,44,17
78,91	9	79,00
-3	...	-3
<b>2,88,10</b>	<b>9</b>	<b>5,23,14</b>
<b>67,96,12</b>	<b>8,28,04</b>	<b>1,97,61,83</b>
30,99	...	30,99
2,50,75	...	2,50,75
<b>2,81,74</b>	...	<b>2,81,74</b>
1,43,37	...	2,22,56
11,31	43,32	93,01
15,35	...	15,35
2,89,07	23,82	3,12,89
<b>4,59,10</b>	<b>67,14</b>	<b>6,43,81</b>
36,78	...	65,53
1,85,98	...	2,29,22
1,13,76	...	1,13,76

## STATEMENT NO. 12 - DETAILED ACCOUNTS

Heads	(1)	Non-Plan (2)
(In thousands of rupees)		
<b>EXPENDITURE HEADS(REVENUE ACCOUNT)- Contd.</b>		
<b>B. SOCIAL SERVICES - Contd.</b>		
<b>(a) Education, Sports, Art and Culture -Concl'd.</b>		
<b>2205 Art and Culture - Concl'd.</b>		
104	Archives	11,24
105	Public Libraries	22,53
	<b>Total 2205</b>	<b>1,05,76</b>
	<b>Total (a) Education, Sports, Art and Culture</b>	<b>1,23,61,00</b>
<b>(b) Health and Family Welfare</b>		
<b>2210 Medical and Public Health</b>		
01	Urban Health Services-Allopathy	
001	Direction and Administration	1,92,95
110	Hospital and Dispensaries	18,67,09
800	Other Expenditure	1,66,83
911	Deduct Refund of previous year overpayment.	-64
	<b>Total 01</b>	<b>22,26,23</b>
02	Urban Health Services- Other systems of medicines	
200	Other System	...
	<b>Total 02</b>	<b>...</b>
03	Rural Health Services - Allopathy	
101	Health Sub-centres	3,77,12
103	Primary Health Centres	4,60,75
198	Assistance to Gram Panchayats	10,00
	<b>Total 03</b>	<b>8,47,87</b>
05	Medical Education, Training and Research	
105	Allopathy	11,90
	<b>Total 05</b>	<b>11,90</b>
06	Public Health	
101	Prevention and control of diseases	10,69
102	Prevention of food adulteration	...
104	Drug control	...
112	Public Health Education	48,76
	<b>Total 06</b>	<b>59,45</b>
	<b>Total 2210</b>	<b>31,45,45</b>
<b>2211 Family Welfare</b>		
001	Direction and Administration	...
003	Training	...
101	Rural Family Welfare Services	...

## OF EXPENDITURE BY MINOR HEADS Contd.

(Figures in italic represent charged expenditure)

Actuals for 2006-2007

	Plan (3)	CSS and CPS (4)	Total (5)
(In thousands of rupees)			
Urban Family Welfare services	12,81	...	24,05
Deduct Refund	15,50	...	38,03
<b>Total 2311</b>	<b>3,64,83</b>	...	<b>4,70,59</b>
<b>Total (b) Health and Family Welfare</b>	<b>79,01,79</b>	<b>8,95,18</b>	<b>2,11,57,97</b>
Water Supply and Sanitation			
Water supply			
Direction and Administration	1,32,34	...	3,25,29
Urban water supply programmes	6,80,22	1,99,18	27,46,49
Rural water supply programmes	1,26,71	...	2,93,54
<b>Total 01</b>	<b>-7</b>	...	<b>-71</b>
<b>Total 02</b>	<b>9,39,20</b>	<b>1,99,18</b>	<b>33,64,61</b>
<b>Total 03</b>	...	3,97	3,97
<b>Total 2312</b>	...	<b>3,97</b>	<b>3,97</b>
Government Residential Buildings			
General Pool accommodation	56,26	...	4,33,38
<b>Total 01</b>	<b>2,43,45</b>	...	<b>7,04,20</b>
<b>Total Housing</b>	<b>10,00</b>	...	<b>20,00</b>
<b>Total 04</b>	<b>3,09,71</b>	...	<b>11,57,58</b>
<b>Total 05</b>	31,28	44	43,62
<b>Total</b>	<b>31,28</b>	<b>44</b>	<b>43,62</b>
<b>Total 20</b>	1,78,09	25,97	2,14,75
<b>Total 2316</b>	22,03	...	22,03
Urban Development	20,93	...	20,93
State Capital Development	47,81	...	96,57
<b>Total 07</b>	<b>2,68,86</b>	<b>25,97</b>	<b>3,54,28</b>
<b>Total 08</b>	<b>15,49,05</b>	<b>2,29,56</b>	<b>49,24,06</b>
<b>Total 09</b>	...	2,29,18	2,29,18
Slum Area Improvement	...	30,63	30,63
Construction	...	2,81,39	2,81,39

## STATEMENT NO. 12 - DETAILED ACCOUNTS

Heads	(1)	Non-Plan (2)
(In thousands of rupees)		
<b>EXPENDITURE HEADS(REVENUE ACCOUNT)- Contd.</b>		
<b>B. SOCIAL SERVICES - Contd.</b>		
<b>(b) Health and Family Welfare -Concl'd.</b>		
<b>2211 Family Welfare - Concl'd.</b>		
102 Urban Family Welfare Services		...
911 Deduct Refund		...
<b>Total 2211</b>		...
<b>Total (b) Health and Family Welfare</b>		<b>31,45,45</b>
<b>(c) Water Supply, Sanitation, Housing and Urban Development</b>		
<b>2215 Water Supply and Sanitation</b>		
01 Water Supply		
001 Direction and Administration		3,12,49
101 Urban water supply programmes		1,91,16
102 Rural water supply programmes		42,01
<b>Total 01</b>		<b>5,45,66</b>
02 Sewerage and Sanitation		
105 Sanitation Services		75,49
<b>Total 02</b>		<b>75,49</b>
<b>Total 2215</b>		<b>6,21,15</b>
<b>2216 Housing</b>		
01 Government Residential Buildings		
106 General Pool accommodation		2,69,44
<b>Total 01</b>		<b>2,69,44</b>
03 Rural Housing		
800 Other expenditure		...
<b>Total 03</b>		...
80 General		
103 Assistance to Housing Boards, Corporations etc.		...
<b>Total 80</b>		...
<b>Total 2216</b>		<b>2,69,44</b>
<b>2217 Urban Development</b>		
01 State Capital Development		
001 Direction and Administration		66,14
053 Maintenance and Repairs		22,41
800 Other expenditure		...
<b>Total 01</b>		<b>88,55</b>
04 Slum Area Improvement		
051 Construction		...

## OF EXPENDITURE BY MINOR HEADS Contd.

(Figures in italic represent charged expenditure)

Actuals for 2006-2007		
Plan	CSS and CPS	Total
(3)	(4)	(5)
(In thousands of rupees)		
...	19,38	19,38
...	-30	-30
...	<b>5,60,28</b>	<b>5,60,28</b>
<b>15,49,05</b>	<b>7,89,84</b>	<b>54,84,34</b>
4,63,27	...	7,75,76
1,52,56	...	3,43,72
33,48	1,77,74	2,53,23
<b>6,49,31</b>	<b>1,77,74</b>	<b>13,72,71</b>
50,00	...	1,25,49
<b>50,00</b>	...	<b>1,25,49</b>
<b>6,99,31</b>	<b>1,77,74</b>	<b>14,98,20</b>
...	...	2,69,44
...	...	<b>2,69,44</b>
7,02,87	...	7,02,87
<b>7,02,87</b>	...	<b>7,02,87</b>
4,30,82	...	4,30,82
<b>4,30,82</b>	...	<b>4,30,82</b>
<b>11,33,69</b>	...	<b>14,03,13</b>
...	...	66,14
...	...	22,41
3,55	...	3,55
<b>3,55</b>	...	<b>92,10</b>
7,69	...	7,69

## STATEMENT NO. 12 - DETAILED ACCOUNTS

Heads	(1)	(2)
		Non-Plan
		(2)
		(In thousands of rupees)
<b>EXPENDITURE HEADS(REVENUE ACCOUNT)- Contd.</b>		
<b>B. SOCIAL SERVICES - Contd.</b>		
<b>(c) Water Supply, Sanitation, Housing and Urban Development -Concl.</b>		
<b>2217 Urban Development - Concl.</b>		
04 Slum Area Improvement - Concl.		
<b>Total 04</b>		...
05 Other Urban Development Schemes		
001 Direction and Administration		...
051 Construction		...
053 Maintenance and Repairs		13,12
800 Other expenditure		...
911 Deduct Refund		...
<b>Total 05</b>		13,12
80 General		
001 Direction and Administration		81,78
800 Other Expenditure		91,29
911 Deduct Refund in r/o previous year over payment		...
<b>Total 80</b>		1,73,07
<b>Total 2217</b>		2,74,74
<b>Total (c) Water Supply, Sanitation, Housing and Urban Development</b>		11,65,33
<b>(d) Information and Broadcasting</b>		
<b>2220 Information and Publicity</b>		
01 Films		
001 Direction and Administration		3,40
<b>Total 01</b>		3,40
60 Others		
001 Direction and Administration		29,53
003 Research and Training in Mass Communication		...
101 Advertising and Visual Publicity		1,48
102 Information Centres		43,75
109 Photo Services		18,53
110 Publications		63,38
<b>Total 60</b>		1,56,67
<b>Total 2220</b>		1,60,07
<b>Total (d) Information and Broadcasting</b>		1,60,07
<b>(e) Welfare of Schedule Castes, Schedule Tribes and Other Backward</b>		
<b>2225 Welfare of Sceduled Castes,Sceduled Tribes and Other Backward</b>		
01 Welfare of Scheduled Castes		

**OF EXPENDITURE BY MINOR HEADS Contd.**

(Figures in italic represent charged expenditure)

Actuals for 2006-2007			
Plan	CSS and CPS	Heads	Total
(3)	(4)		(5)
(In thousands of rupees)			
7,69	...	...	7,69
34,75	...	...	34,75
38,38	...	...	38,38
...	...	...	13,12
13,80	...	...	13,80
-1	...	...	-1
86,92	...	...	1,00,04
1,60,50	...	...	2,42,28
1,13,24	...	...	2,04,53
-23	...	...	-23
2,73,51	...	...	4,46,58
3,71,67	...	...	6,46,41
22,04,67	1,77,74	...	35,47,74
8,00	...	...	11,40
8,00	...	...	11,40
25,00	...	...	54,53
50	...	...	50
2,10,00	...	...	2,11,48
9,05	...	...	52,80
12,24	...	...	30,77
1,31,19	...	...	1,94,57
3,87,98	...	...	5,44,65
3,95,98	...	...	5,56,05
3,95,98	...	...	5,56,05

## STATEMENT NO. 12 - DETAILED ACCOUNTS

Heads	(1)	Non-Plan (2)
(In thousands of rupees)		
<b>EXPENDITURE HEADS(REVENUE ACCOUNT)- Contd.</b>		
<b>B. SOCIAL SERVICES - Contd.</b>		
<b>(e) Welfare of Schedule Castes, Schedule Tribes and Other Backward</b>		
<b>2225</b>	<b>Welfare of Sceduled Castes,Sceduled Tribes and Other Backward</b>	
01	Welfare of Scheduled Castes - Concl'd.	
001	Direction and Administration	19,41
102	Economic Development	60,00
277	Education	...
283	Housing	...
793	Special Central Assistance for Scheduled Castes Component Plan	...
800	Other expenditure	...
	<b>Total 01</b>	<b>79,41</b>
02	Welfare of Scheduled Tribes	
001	Direction and Administration	23,24
102	Economic Development	3,20,00
277	Education S.T.(P)	...
283	Housing	...
794	Special Central Assistance for Tribal sub-plan	...
800	Other expenditure	...
	<b>Total 02</b>	<b>3,43,24</b>
03	Welfare of Backward Classes	
001	Direction and Administration	22,39
102	Economic Development	...
277	Education	...
800	Other expenditure	...
	<b>Total 03</b>	<b>22,39</b>
80	General	
800	Other Expenditure	...
	<b>Total 80</b>	<b>...</b>
	<b>Total 2225</b>	<b>4,45,04</b>
	<b>Total (e) Welfare of Schedule Castes, Schedule Tribes and Other</b>	<b>4,45,04</b>
<b>(f) Labour and Labour Welfare</b>		
<b>2230</b>	<b>Labour and Employment</b>	
01	Labour	
001	Direction and Administration	44,85
	<b>Total 01</b>	<b>44,85</b>
03	Training	
101	Industrial Training Institutes	40,21



## OF EXPENDITURE BY MINOR HEADS Contd.

(Figures in italic represent charged expenditure)

Actuals for 2006-2007

	Plan (3)	CSS and CPS (4)	Total (5)
(In thousands of rupees)			
	36,66	...	56,07
	8,12	...	68,12
	10,70	...	10,70
	10,00	...	10,00
	...	33,35	33,35
	19,16	...	19,16
	<b>84,64</b>	<b>33,35</b>	<b>1,97,40</b>
	54,73	...	77,97
	...	...	3,20,00
	22,04	2,40	24,44
	2,23,30	...	2,23,30
	2,83,35	5,72	2,89,07
	15,70	41,33	57,03
	<b>5,99,12</b>	<b>49,45</b>	<b>9,91,81</b>
	6,97	...	29,36
	7,88	...	7,88
	21	12,61	12,82
	23,80	...	23,80
	<b>38,86</b>	<b>12,61</b>	<b>73,86</b>
	38,09	14,08	52,17
	<b>38,09</b>	<b>14,08</b>	<b>52,17</b>
	<b>7,60,71</b>	<b>1,09,49</b>	<b>13,15,24</b>
	<b>7,60,71</b>	<b>1,09,49</b>	<b>13,15,24</b>
	50,17	...	95,02
	<b>50,17</b>	...	<b>95,02</b>
	46,13	1,02	87,36

## STATEMENT NO. 12 - DETAILED ACCOUNTS

Heads	(1)	Non-Plan (2)
<b>(In thousands of rupees)</b>		
<b>EXPENDITURE HEADS(REVENUE ACCOUNT)- Contd.</b>		
<b>B. SOCIAL SERVICES - Contd. :</b>		
<b>(f) Labour and Labour Welfare -Concl.</b>		
<b>2230 Labour and Employment - Concl.</b>		
03 Training - Concl.		
<b>Total 03</b>		<b>40,21</b>
<b>Total 2230</b>		<b>85,06</b>
<b>Total (f) Labour and Labour Welfare</b>		<b>85,06</b>
<b>(g) Social Welfare and Nutrition</b>		
<b>2235 Social Security and Welfare</b>		
02 Social Welfare		
001 Direction and Administration		40,26
101 Welfare of handicapped		63
102 Child Welfare		...
103 Women's Welfare		30
104 Welfare of aged, infirm and destitute		16,30
106 Correctional Services		...
107 Assistance to Voluntary Organisations		1,50
800 Other expenditure		8,00
<b>Total 02</b>		<b>66,99</b>
03 National Social Assistance Programme		
101 National Old Age Pension Scheme		96,00
<b>Total 03</b>		<b>96,00</b>
60 Other Social Security and Welfare Programmes		
102 Pensions under Social Security Schemes		71
104 Deposit Linked Insurance Scheme - Government Provident Fund		55,89
200 Other Programmes		54,90
<b>Total 60</b>		<b>1,11,50</b>
<b>Total 2235</b>		<b>2,74,49</b>
<b>2236 Nutrition</b>		
02 Distribution of nutritious food and beverages		
101 Special Nutrition programmes		...
800 Other expenditure		...
<b>Total 02</b>		<b>...</b>
80 General		
001 Direction and Administration		45,07
<b>Total 80</b>		<b>45,07</b>
<b>Total 2236</b>		<b>45,07</b>

**OF EXPENDITURE BY MINOR HEADS Contd.**

(Figures in italic represent charged expenditure)

Actuals for 2006-2007

	Plan (3)	CSS and CPS (4)	Total (5)
(In thousands of rupees)			
	46,13	1,02	87,36
	96,30	1,02	1,82,38
	96,30	1,02	1,82,38
	1,73,01	...	2,13,27
	1,27,28	...	1,27,91
	2,50	2,99,22	3,01,72
	15,00	13,02	28,32
	6,33	...	22,63
	...	9,31	9,31
	5,00	...	6,50
	15,02	...	23,02
	3,44,14	3,21,55	7,32,68
	4,50,27	...	5,46,27
	4,50,27	...	5,46,27
	...	...	71
	...	...	55,89
	...	...	54,90
	...	...	1,11,50
	7,94,41	3,21,55	13,90,45
	4,02,00	95,44	4,97,44
	6,09	...	6,09
	4,08,09	95,44	5,03,53
	9,99	...	55,06
	9,99	...	55,06
	4,18,08	95,44	5,58,59

## STATEMENT NO. 12 - DETAILED ACCOUNTS

Heads	(1)	Non-Plan (2)
(In thousands of rupees)		
<b>EXPENDITURE HEADS(REVENUE ACCOUNT)- Contd.</b>		
<b>B. SOCIAL SERVICES - Concl.</b>		
<b>(g) Social Welfare and Nutrition -Concl.</b>		
<b>2245</b>	<b>Relief on Account of Natural Calamities</b>	
02	Floods, Cyclones etc	
101	Gratuitous Relief	25,00
102	Drinking Water Supply	3,27,27
106	Repairs and restoration of damaged roads and bridges	3,03,00
107	Repairs and restoration of damaged Government Office Buildings	9,54
108	Repairs and Restoration of damaged Government Residential buildings	1,60
109	Repairs and restoration of damaged water supply, drainage and sewerage	63,48
122	Repairs and restoration of damaged irrigation and flood control works	4,22,08
800	Other Expenditure	6,10,02
	<b>Total 02</b>	<b>17,61,99</b>
05	Calamity Relief Fund	
101	Transfer to Reserve Funds and Deposit Accounts - Calamity Relief Fund	9,71,00
901	Deduct Amount met from Calamity Relief Fund	-17,61,99
	<b>Total 05</b>	<b>-7,90,99</b>
80	General	
001	Direction and Administration	10,01
101	Centre for Training in Distaster Preparedness	...
	<b>Total 80</b>	<b>10,01</b>
	<b>Total 2245</b>	<b>9,81,01</b>
	<b>Total (g) Social Welfare and Nutrition</b>	<b>13,00,57</b>
<b>(h) Others</b>		
<b>2250</b>	<b>Other Social Services</b>	
103	Upkeep of Shrines, Temples etc.	3,87,16
	<b>Total 2250</b>	<b>3,87,16</b>
<b>2251</b>	<b>Secretariat-Social Services</b>	
090	Secretariat	17,95
	<b>Total 2251</b>	<b>17,95</b>
	<b>Total (h) Others</b>	<b>4,05,11</b>
	<b>Total B-SOCIAL SERVICES</b>	<b>1,90,67,63</b>
<b>C. ECONOMIC SERVICES</b>		
<b>(a) Agriculture and Allied Activities</b>		
<b>2401</b>	<b>Crop Husbandry</b>	
001	Direction and Administration	4,80,08
103	Seeds	...

## OF EXPENDITURE BY MINOR HEADS Contd.

(Figures in italic represent charged expenditure)

Actuals for 2006-2007

	Plan (3)	CSS and CPS (4)	Total (5)
(In thousands of rupees)			
	...	...	25,00
	...	...	3,27,27
	...	...	3,03,00
	...	...	9,54
	...	...	1,60
	...	...	63,48
	...	...	4,22,08
	...	...	6,10,02
	...	...	<b>17,61,99</b>
	...	...	9,71,00
	...	...	-17,61,99
	...	...	-7,90,99
	...	...	10,01
	...	2,35	2,35
	...	2,35	12,36
	...	2,35	9,83,36
	12,12,49	4,19,34	29,32,40
	...	...	3,87,16
	...	...	3,87,16
	...	...	17,95
	...	...	17,95
	...	...	4,05,11
	1,41,20,99	23,92,61	3,55,81,23
	1,77,83	...	6,57,91
	50,17	35,34	85,51

## STATEMENT NO. 12 - DETAILED ACCOUNTS

Heads	(1)	Non-Plan (2)
(In thousands of rupees)		
<b>EXPENDITURE HEADS(REVENUE ACCOUNT)- Contd.</b>		
<b>C. ECONOMIC SERVICES - Contd.</b>		
<b>(a) Agriculture and Allied Activities - Contd.</b>		
<b>2401 Crop Husbandry - Concl'd.</b>		
104	Agricultural Farms	4,63,80
105	Manures and Fertilisers	10,08
107	Plant Protection	32,60
108	Commercial Crops	...
109	Extension and Farmers' Training	33,80
111	Agricultural Economics and Statistics	...
113	Agricultural Engineering	41,78
119	Horticulture and Vegetable Crops	38,68
196	Assistance to Zilla Parishads/District Level Panchayats	1,00
198	Assistance to Gram Panchayats	7,30
800	Other expenditure	...
	<b>Total 2401</b>	<b>11,09,12</b>
<b>2402 Soil and Water Conservation</b>		
001	Direction and Administration	2,84,49
102	Soil Conservation	...
800	Other expenditure	...
	<b>Total 2402</b>	<b>2,84,49</b>
<b>2403 Animal Husbandry</b>		
001	Direction and Administration	1,42,41
101	Veterinary Services and Animal Health	2,33,23
102	Cattle and Buffalo Development	1,94,91
103	Poultry Development	26,70
104	Sheep and Wool Development	15,25
105	Piggery Development	35,16
106	Other Live Stock Development	...
107	Fodder and Feed Development	20,50
109	Extension and Training	21,85
113	Administrative Investigation and Statistics	...
196	Assistance of Zilla Parishads/District Level Panchayats	2,00
800	Other expenditure	45
	<b>Total 2403</b>	<b>6,92,46</b>
<b>2404 Dairy Development</b>		
001	Direction and Administration	20,05
102	Dairy Development Projects	...

**OF EXPENDITURE BY MINOR HEADS Contd.**

(Figures in italic represent charged expenditure)

**Actuals for 2006-2007**

	<b>Plan</b>	<b>CSS and CPS</b>	<b>Total</b>
	<b>(3)</b>	<b>(4)</b>	<b>(5)</b>
<b>(In thousands of rupees)</b>			
	2,28,13	...	6,91,93
	74,86	...	84,94
	4,92	...	37,52
	30,72	...	30,72
	33,91	1,77,85	2,45,56
	4,47	32,46	36,93
	15,92	...	57,70
	2,84,04	...	3,22,72
	4,70	...	5,70
	2,00	...	9,30
	78,17	22,00	1,00,17
	<b>9,89,84</b>	<b>2,67,65</b>	<b>23,66,61</b>
	93,08	...	3,77,57
	34,58	...	34,58
	14,09	...	14,09
	<b>1,41,75</b>	...	<b>4,26,24</b>
	1,07,89	...	2,50,30
	2,22,51	1,45,99	6,01,73
	1,15,23	...	3,10,14
	6,64	42,50	75,84
	...	...	15,25
	17,69	...	52,85
	4,34	...	4,34
	58,68	...	79,18
	23,19	...	45,04
	10,14	6,19	16,33
	...	...	2,00
	8,52	...	8,97
	<b>5,74,83</b>	<b>1,94,68</b>	<b>14,61,97</b>
	67,56	...	87,61
	...	3,07,49	3,07,49

## STATEMENT NO. 12- DETAILED ACCOUNTS

Heads	(1)	Non-Plan (2)
		(In thousands of rupees)
<b>EXPENDITURE HEADS(REVENUE ACCOUNT)- Contd.</b>		
<b>C. ECONOMIC SERVICES - Contd.</b>		
<b>(a) Agriculture and Allied Activities - Contd.</b>		
<b>2404 Dairy Development - Concl.</b>		
191	Assistance to Co-operatives and other Bodies	...
	<b>Total 2404</b>	<b>20,05</b>
<b>2405 Fisheries</b>		
001	Direction and Administration	81,96
101	Inland fisheries	75,50
109	Extension and Training	...
	<b>Total 2405</b>	<b>1,57,46</b>
<b>2406 Forestry and Wild Life</b>		
01	Forestry	
001	Direction and Administration	8,37,43
003	Education and Training	...
004	Research	...
005	Survey and Utilization of Forest Resources	...
013	Statistics	...
101	Forest Conservation, Development and Regeneration	...
102	Social and Farm Forestry	1,07,04
105	Forest Produce	51,50
800	Other expenditure	...
901	Deduct Amount met from Compensatory Afforestation	...
911	Deduct Refund	...
	<b>Total 01</b>	<b>9,95,97</b>
02	Environmental Forestry and Wild Life	
110	Wild Life Preservation	87,18
111	Zoological Park	43,67
112	Public Gardens	62,35
	<b>Total 02</b>	<b>1,93,20</b>
	<b>Total 2406</b>	<b>11,89,17</b>
<b>2407 Plantations</b>		
01	Tea	
800	Other expenditure	2,78,35
	<b>Total 01</b>	<b>2,78,35</b>
	<b>Total 2407</b>	<b>2,78,35</b>
<b>2408 Food Storage and Warehousing</b>		
01	Food	



**OF EXPENDITURE BY MINOR HEADS Contd.**

(Figures in italic represent charged expenditure)

Actuals for 2006-2007

Plan (3)	CSS and CPS (4)	Total (5)
(In thousands of rupees)		
5,00	...	5,00
<b>72,56</b>	<b>3,07,49</b>	<b>4,00,10</b>
13,96	...	95,92
18,24	6,00	99,74
1,94	2,50	4,44
<b>34,14</b>	<b>8,50</b>	<b>2,00,10</b>
65,65	...	9,03,08
3,00	...	3,00
45,80	54	46,34
87,66	...	87,66
26,60	...	26,60
2,35,24	83,30	3,18,54
3,31,01	1,55,64	5,93,69
2,16	...	53,66
9,16	...	9,16
-38,59	...	-38,59
-24	...	-24
<b>7,67,45</b>	<b>2,39,48</b>	<b>20,02,90</b>
90,95	1,18,90	2,97,03
49,00	35,25	1,27,92
32,21	...	94,56
<b>1,72,16</b>	<b>1,54,15</b>	<b>5,19,51</b>
<b>9,39,61</b>	<b>3,93,63</b>	<b>25,22,41</b>
...	...	2,78,35
...	...	<b>2,78,35</b>
...	...	<b>2,78,35</b>

## STATEMENT NO. 12 - DETAILED ACCOUNTS

Heads	(1)	Non-Plan (2)
		(In thousands of rupees)
<b>EXPENDITURE HEADS(REVENUE ACCOUNT)- Contd.</b>		
<b>C. ECONOMIC SERVICES - Contd.</b>		
<b>(a) Agriculture and Allied Activities - Contd.</b>		
<b>2408 Food Storage and Warehousing - Concl'd.</b>		
01 Food - Concl'd.		
001 Direction and Administration		2,60,30
003 Training		...
101 Procurement and Supply		...
102 Food Subsidies		5,08,31
911 Deduct Refund		-92
<b>Total 01</b>		<b>7,67,69</b>
02 Storage and Warehousing		
101 Rural Godowns Programme		...
<b>Total 02</b>		...
<b>Total 2408</b>		<b>7,67,69</b>
<b>2415 Agricultural Research and Education</b>		
01 Crop Husbandry		
004 Research		...
277 Education		...
911 Deduct Refund		...
<b>Total 01</b>		...
03 Animal Husbandry		
004 Research		...
<b>Total 03</b>		...
<b>Total 2415</b>		...
<b>2425 Co-operation</b>		
001 Direction and Administration		3,47,29
003 Training		...
101 Audit of Co-operatives		...
105 Information and Publicity		...
107 Assistance to Credit Co-operatives		...
108 Assistance to other Co-operatives		...
277 Co-operative Education		...
911 Deduct Recoveries of Overpayment		...
<b>Total 2425</b>		<b>3,47,29</b>
<b>2435 Other Agricultural Programmes</b>		
01 Marketing and Quality control (1)		
101 Marketing facilities		...

## OF EXPENDITURE BY MINOR HEADS Contd.

(Figures in italic represent charged expenditure)

Actuals for 2006-2007

Plan (3)	CSS and CPS (4)	Total (5)
(In thousands of rupees)		
19,96	...	2,80,26
21	1,80	2,01
2,15,76	...	2,15,76
...	...	5,08,31
...	...	-92
<b>2,35,93</b>	<b>1,80</b>	<b>10,05,42</b>
...	9,76	9,76
...	9,76	9,76
<b>2,35,93</b>	<b>11,56</b>	<b>10,15,18</b>
3,03	...	3,03
87	...	87
-1,25	...	-1,25
<b>2,65</b>	...	<b>2,65</b>
10,69	98	11,67
<b>10,69</b>	<b>98</b>	<b>11,67</b>
<b>13,34</b>	<b>98</b>	<b>14,32</b>
46,38	...	3,93,67
9,69	...	9,69
3	...	3
5,87	...	5,87
17,06	...	17,06
90,23	...	90,23
19,94	...	19,94
-77	...	-77
<b>1,88,43</b>	...	<b>5,35,72</b>
17,92	5,00	22,92

## STATEMENT NO. 12 - DETAILED ACCOUNTS

Heads	(1)	Non-Plan (2)
		(In thousands of rupees)
<b>EXPENDITURE HEADS(REVENUE ACCOUNT)- Contd.</b>		
<b>C.</b>	<b>ECONOMIC SERVICES - Contd.</b>	
(a)	<b>Agriculture and Allied Activities -Concl.</b>	
<b>2435</b>	<b>Other Agricultural Programmes - Concl.</b>	
01	Marketing and Quality control (1) - Concl.	
	<b>Total 01</b>	...
60	Others	
800	Other expenditure	...
	<b>Total 60</b>	...
	<b>Total 2435</b>	...
	<b>Total (a) Agriculture and Allied Activities</b>	<b>48,46,08</b>
(b)	<b>Rural Development</b>	
<b>2501</b>	<b>Special Programmes for Rural Development</b>	
01	Integrated Rural Development programme	
800	Other expenditure	...
	<b>Total 01</b>	...
04	Integrated Rural Energy Planning Programme	
101	Development of Design and Approach for Area bound Block level IRE	...
105	Project Implementation	...
	<b>Total 04</b>	...
05	West Land Development (Forest)	
101	National Waste Land Development Programme (100%CSS)	...
196	Assistance to Zilla Parishads, District Level Panchayats	...
	<b>Total 05</b>	...
06	Self Employment Programmes	
101	Swarnajayanti Gram Swarozgar Yojana	...
	<b>Total 06</b>	...
	<b>Total 2501</b>	...
<b>2505</b>	<b>Rural Employment</b>	
01	National Programmes	
702	Jawahar Rojgar Yojana	...
	<b>Total 01</b>	...
60	Other Programmes	
703	Employment Assurance Scheme	...
	<b>Total 60</b>	...
	<b>Total 2505</b>	...
<b>2506</b>	<b>Land Reforms</b>	
103	Maintenance of Land Records	...
800	Other expenditure	...

## OF EXPENDITURE BY MINOR HEADS Contd.

(Figures in italic represent charged expenditure)

Actuals for 2006-2007

Plan (3)	CSS and CPS (4)	Total (5)
(In thousands of rupees)		
17,92	5,00	22,92
29,95	18,29,34	18,59,29
29,95	18,29,34	18,59,29
47,87	18,34,34	18,82,21
32,38,30	30,18,83	1,11,03,21
80,00	...	80,00
<b>80,00</b>	...	<b>80,00</b>
70,00	...	70,00
30,00	...	30,00
<b>1,00,00</b>	...	<b>1,00,00</b>
...	2,32,46	2,32,46
5,84	...	5,84
<b>5,84</b>	<b>2,32,46</b>	<b>2,38,30</b>
60,00	...	60,00
<b>60,00</b>	...	<b>60,00</b>
<b>2,45,84</b>	<b>2,32,46</b>	<b>4,78,30</b>
87,00	...	87,00
<b>87,00</b>	...	<b>87,00</b>
2,00,00	...	2,00,00
<b>2,00,00</b>	...	<b>2,00,00</b>
<b>2,87,00</b>	...	<b>2,87,00</b>
...	8,83	8,83
29,93	...	29,93

## STATEMENT NO. 12 - DETAILED ACCOUNTS

Heads	(1)	Non-Plan (2)
		(In thousands of rupees)
<b>EXPENDITURE HEADS(REVENUE ACCOUNT)- Contd.</b>		
<b>C. ECONOMIC SERVICES - Contd.</b>		
<b>(b) Rural Development -Concl'd.</b>		
<b>2506 Land Reforms - Concl'd.</b>		
<b>Total 2506</b>		...
<b>2515 Other Rural Development Programmes</b>		
003 Training		...
101 Panchayati Raj		68,06
196 Assistance to Zilla Parishads/District Level Panchayats		...
198 Assistance to Gram Panchayats		2,60,00
<b>Total 2515</b>		<b>3,28,06</b>
<b>Total (b) Rural Development</b>		<b>3,28,06</b>
<b>(c) Special Areas Programmes</b>		
<b>2575 Other Special Areas Programmes</b>		
06 Development of Border Areas		
101 Boarder area Development Programmes		...
<b>Total 06</b>		...
60 Others		
102 Rastriya Sam Vikas Yojana		...
<b>Total 60</b>		...
<b>Total 2575</b>		...
<b>Total (c) Special Areas Programmes</b>		...
<b>(d) Irrigation and Flood Control</b>		
<b>2702 Minor Irrigation</b>		
01 Surface Water		
103 Division Schemes		57,66
<b>Total 01</b>		<b>57,66</b>
80 General		
001 Direction and Administration		67,45
052 Machinery and Equipments		...
196 Assistance to Zilla Parishads/District Level Panchayats		1,60
198 Assistance to Gram Panchayats		...
799 Suspense		-5,47
800 Other Expenditure		...
<b>Total 80</b>		<b>63,58</b>
<b>Total 2702</b>		<b>1,21,24</b>
<b>2711 Flood Control and Drainage</b>		
01 Flood Control		

**OF EXPENDITURE BY MINOR HEADS Contd.**

(Figures in italic represent charged expenditure)

Actuals for 2006-2007		
Plan (3)	CSS and CPS (4)	Total (5)
(In thousands of rupees)		
29,93	8,83	38,76
65,00	...	65,00
2,81,09	...	3,49,15
4,20,85	...	4,20,85
17,60,65	...	20,20,65
<b>25,27,59</b>	...	<b>28,55,65</b>
<b>30,90,36</b>	<b>2,41,29</b>	<b>36,59,71</b>
2,18,23	...	2,18,23
<b>2,18,23</b>	...	<b>2,18,23</b>
2,05,50	...	2,05,50
<b>2,05,50</b>	...	<b>2,05,50</b>
<b>4,23,73</b>	...	<b>4,23,73</b>
<b>4,23,73</b>	...	<b>4,23,73</b>
3,67,61	...	4,25,27
<b>3,67,61</b>	...	<b>4,25,27</b>
2,86,84	...	3,54,29
86	...	86
1,00	...	2,60
1,00	...	1,00
-13,07	...	-18,54
...	6,35	6,35
<b>2,76,63</b>	<b>6,35</b>	<b>3,46,56</b>
<b>6,44,24</b>	<b>6,35</b>	<b>7,71,83</b>

## STATEMENT NO. 12 - DETAILED ACCOUNTS

Heads	(1)	Non-Plan (2)
(In thousands of rupees)		
<b>EXPENDITURE HEADS(REVENUE ACCOUNT)- Contd.</b>		
<b>C. ECONOMIC SERVICES - Contd.</b>		
<b>(d) Irrigation and Flood Control -Concl'd.</b>		
<b>2711 Flood Control and Drainage - Concl'd.</b>		
01 Flood Control - Concl'd.		
103 Civil Works		13,73
<b>Total 01</b>		<b>13,73</b>
<b>Total 2711</b>		<b>13,73</b>
<b>Total (d) Irrigation and Flood Control</b>		<b>1,34,97</b>
<b>(e) Energy</b>		
<b>2801 Power</b>		
01 Hydel Generation		
052 Machinery and Equipment		2,20
101 Purchase of Power		62
800 Other expenditure		4,81,54
<b>Total 01</b>		<b>4,84,36</b>
04 Diesel/Gas Power Generation		
800 Other expenditure Each Diesel/Gas Power Scheme(3)		31,73
<b>Total 04</b>		<b>31,73</b>
05 Transmission and Distribution		
799 Suspense		-74
800 Other expenditure Each Transmission/Distribution Scheme		4,43,01
<b>Total 05</b>		<b>4,42,27</b>
80 General		
001 Direction and Administration		9,58,73
<b>Total 80</b>		<b>9,58,73</b>
<b>Total 2801</b>		<b>19,17,09</b>
<b>2810 Non-Conventional Sources of Energy</b>		
60 Others		
800 Other Expenditure		...
<b>Total 60</b>		...
<b>Total 2810</b>		...
<b>Total (e) Energy</b>		<b>19,17,09</b>
<b>(f) Industry and Minerals</b>		
<b>2851 Village and Small Industries</b>		
001 Direction and Administration		96,52
003 Training		1,76,35
004 Research and Development		...



## OF EXPENDITURE BY MINOR HEADS Contd.

(Figures in italic represent charged expenditure)

Actuals for 2006-2007

Plan (3)	CSS and CPS (4)	Total (5)
(In thousands of rupees)		
1,77,64	5,86,59	7,77,96
<b>1,77,64</b>	<b>5,86,59</b>	<b>7,77,96</b>
1,77,64	5,86,59	7,77,96
<b>8,21,88</b>	<b>5,92,94</b>	<b>15,49,79</b>
...	...	2,20
1,17,00	...	1,17,62
...	...	4,81,54
<b>1,17,00</b>	...	<b>6,01,36</b>
...	...	31,73
...	...	<b>31,73</b>
...	...	-74
8,49,38	...	12,92,39
<b>8,49,38</b>	...	<b>12,91,65</b>
8,92,03	...	18,50,76
<b>8,92,03</b>	...	<b>18,50,76</b>
<b>18,58,41</b>	...	<b>37,75,50</b>
43,00	...	43,00
<b>43,00</b>	...	<b>43,00</b>
43,00	...	43,00
<b>19,01,41</b>	...	<b>38,18,50</b>
86,57	...	1,83,09
2,46,18	...	4,22,53
1,49	...	1,49

## STATEMENT NO. 12 - DETAILED ACCOUNTS

Heads	(1)	Non-Plan (2)
(In thousands of rupees)		
<b>EXPENDITURE HEADS(REVENUE ACCOUNT)- Contd.</b>		
<b>C. ECONOMIC SERVICES - Contd.</b>		
<b>(f) Industry and Minerals -Concl'd.</b>		
<b>2851 Village and Small Industries - Concl'd.</b>		
102 Small Scale Industries		7,22
105 Khadi and Village Industries		40,85
200 Other Village Industries		...
<b>Total 2851</b>		<b>3,20,94</b>
<b>2852 Industries</b>		
07 Telecommunication and Electronic Industries		...
800 Other expenditure		...
<b>Total 07</b>		...
<b>Total 2852</b>		...
<b>2853 Non-ferrous Mining and Metallurgical Industries</b>		
02 Regulation and Development of Mines		
001 Direction and Administration		94,26
004 Research and Development		...
102 Mineral Exploration		...
<b>Total 02</b>		<b>94,26</b>
<b>Total 2853</b>		<b>94,26</b>
<b>Total (f) Industry and Minerals</b>		<b>4,15,20</b>
<b>(g) Transport</b>		
<b>3054 Roads and Bridges</b>		
04 District and Other Roads		
337 Road Works		16,54,40
<b>Total 04</b>		<b>16,54,40</b>
80 General		
001 Direction and Administration		5,61,05
004 Research and Development		...
052 Machinery and Equipment		1,26,49
799 Suspense		-4
911 Deduct Refund		...
<b>Total 80</b>		<b>6,87,50</b>
<b>Total 3054</b>		<b>23,41,90</b>
<b>3055 Road Transport</b>		
201 Sikkim Nationalised Transport		16,30,06
<b>Total 3055</b>		<b>16,30,06</b>
<b>Total (g) Transport</b>		<b>39,71,96</b>

## OF EXPENDITURE BY MINOR HEADS Contd.

(Figures in italic represent charged expenditure)

Actuals for 2006-2007		
Plan	CSS and CPS	Total
(3)	(4)	(5)
(In thousands of rupees)		
64,22	...	71,44
82,00	...	1,22,85
97,12	...	97,12
<b>5,77,58</b>	...	<b>8,98,52</b>
1,01,56	...	1,01,56
<b>1,01,56</b>	...	<b>1,01,56</b>
<b>1,01,56</b>	...	<b>1,01,56</b>
42,48	...	1,36,74
21,98	...	21,98
18,00	...	18,00
<b>82,46</b>	...	<b>1,76,72</b>
<b>82,46</b>	...	<b>1,76,72</b>
<b>7,61,60</b>	...	<b>11,76,80</b>
5,61,73	...	22,16,13
<b>5,61,73</b>	...	<b>22,16,13</b>
2,98,48	...	8,59,53
28,44	...	28,44
1,17	...	1,27,66
44,97	...	44,93
-7	...	-7
<b>3,72,99</b>	...	<b>10,60,49</b>
<b>9,34,72</b>	...	<b>32,76,62</b>
93,82	...	17,23,88
<b>93,82</b>	...	<b>17,23,88</b>
<b>10,28,54</b>	...	<b>50,00,50</b>

## STATEMENT NO. 12 - DETAILED ACCOUNTS

Heads	(1)	Non-Plan (2)
(In thousands of rupees)		
<b>EXPENDITURE HEADS(REVENUE ACCOUNT)- Contd.</b>		
<b>C. ECONOMIC SERVICES - Contd.</b>		
<b>(i) Science Technology and Environment</b>		
<b>3425 Other Scientific Research</b>		
60 Other Expenditure		...
001 Direction and Administration		...
200 Assistance to Other Scientific bodies		...
800 Other Expenditure		...
<b>Total 60</b>		...
<b>Total 3425</b>		...
<b>3435 Ecology and Environment</b>		
03 Environmental Research and Ecological Regeneration		...
001 Direction and Administration		...
101 Conservation Programmes		...
103 Research and Ecological Regeneration		...
<b>Total 03</b>		...
04 Prevention and Control of Pollution		...
800 Other expenditure		...
<b>Total 04</b>		...
<b>Total 3435</b>		...
<b>Total (i) Science Technology and Environment</b>		...
<b>(j) General Economic Services</b>		
<b>3451 Secretariate-Economic Services</b>		
090 Secretariat		23,97
091 Attached Offices		...
092 Other Offices		...
102 District Planning Machinery		...
911 Deduct Refund		...
<b>Total 3451</b>		<b>23,97</b>
<b>3452 Tourism</b>		
01 Tourist Infrastructure		...
101 Tourist Centre		61,72
102 Tourist Accommodation		43,83
103 Tourist Transport service		...
911 Deduct recoveries of previous year		-1,58
<b>Total 01</b>		<b>1,03,97</b>
80 General		...
001 Direction and Administration		43,70

**OF EXPENDITURE BY MINOR HEADS Contd.**

(Figures in italic represent charged expenditure)

Actuals for 2006-2007		
Plan	CSS and CPS	Total
(3)	(4)	(5)
(In thousands of rupees)		
39,55	...	39,55
60,00	...	60,00
45,00	...	45,00
<b>1,44,55</b>	...	<b>1,44,55</b>
<b>1,44,55</b>	...	<b>1,44,55</b>
16,86	3,68	20,54
5,09	...	5,09
3,81	14,40	18,21
<b>25,76</b>	<b>18,08</b>	<b>43,84</b>
11,00	...	11,00
<b>11,00</b>	...	<b>11,00</b>
<b>36,76</b>	<b>18,08</b>	<b>54,84</b>
<b>1,81,31</b>	<b>18,08</b>	<b>1,99,39</b>
75,17	...	99,14
30,75	...	30,75
22,80	...	22,80
64,90	...	64,90
-4	...	-4
<b>1,93,58</b>	...	<b>2,17,55</b>
1,15,60	...	1,77,32
63,13	...	1,06,96
5,00	...	5,00
1,55	...	-3
<b>1,85,28</b>	...	<b>2,89,25</b>
48,04	...	91,74

## STATEMENT NO. 12 - DETAILED ACCOUNTS

Heads	(1)	Non-Plan (2)
(In thousands of rupees)		
<b>EXPENDITURE HEADS(REVENUE ACCOUNT)- Concl.</b>		
<b>C. ECONOMIC SERVICES - Concl.</b>		
<b>(j) General Economic Services -Concl.</b>		
<b>3452 Tourism - Concl.</b>		
80 General - Concl.		...
104 Promotion and Publicity		...
<b>Total 80</b>		<b>43,70</b>
<b>Total 3452</b>		<b>1,47,67</b>
<b>3454 Census Surveys and Statistics</b>		
02 Surveys and Statistics		...
111 Vital Statistics		...
112 Economic Advice and Statistics		44,50
201 National Sample Survey Organisation		...
800 Other expenditure		...
911 Deduct Refunds		...
<b>Total 02</b>		<b>44,50</b>
<b>Total 3454</b>		<b>44,50</b>
<b>3456 Civil Supplies</b>		
001 Direction and Administration		22,96
800 Other expenditure		...
<b>Total 3456</b>		<b>22,96</b>
<b>3475 Other General Economic Services</b>		
106 Regulation of Weights and Measures		40,75
108 Urban Oriented Development Programme (U.D. & H.D.)		...
<b>Total 3475</b>		<b>40,75</b>
<b>Total (j) General Economic Services</b>		<b>2,79,85</b>
<b>Total C-ECONOMIC SERVICES</b>		<b>1,18,93,21</b>
<b>Total-Expenditure Heads(Revenue Account)</b>		<b>1,35,72,09</b>
		<b>14.15,18,84</b>
<b>EXPENDITURE HEADS(CAPITAL ACCOUNT)</b>		
<b>A. CAPITAL ACCOUNT OF GENERAL SERVICES</b>		
4055 Capital Outlay on Police		...
4059 Capital Outlay on Public Works		...
<b>Total A-CAPITAL ACCOUNT OF GENERAL SERVICES</b>		...
<b>B. CAPITAL ACCOUNT OF SOCIAL SERVICES</b>		
<b>(a) Capital A/C of Education, Sports, Art and Culture</b>		
4202 Capital Outlay on Education, Sports, Art and Culture		...
<b>Total (a) Capital A/C of Education, Sports, Art and Culture</b>		...

**OF EXPENDITURE BY MINOR HEADS Contd.**

(Figures in italic represent charged expenditure)

Actuals for 2006-2007

Plan (3)	CSS and CPS (4)	Total (5)
(In thousands of rupees)		
2,26,98	50,48	2,77,46
<b>2,75,02</b>	<b>50,48</b>	<b>3,69,20</b>
<b>4,60,30</b>	<b>50,48</b>	<b>6,58,45</b>
28,29	...	28,29
1,61,98	8,19	2,14,67
...	41,84	41,84
1,16,58	...	1,16,58
...	-2	-2
<b>3,06,85</b>	<b>50,01</b>	<b>4,01,36</b>
<b>3,06,85</b>	<b>50,01</b>	<b>4,01,36</b>
...	...	22,96
...	46,80	46,80
...	<b>46,80</b>	<b>69,76</b>
10,00	11,96	62,71
...	21,65	21,65
<b>10,00</b>	<b>33,61</b>	<b>84,36</b>
<b>9,70,73</b>	<b>1,80,90</b>	<b>14,31,48</b>
<b>1,24,17,86</b>	<b>40,52,04</b>	<b>2,83,63,11</b>
...	...	...
<b>2,70,47,77</b>	<b>66,17,44</b>	<b>18,87,56,14</b>
70,00	3,49,64	4,19,64
<b>10,33,21</b>	<b>6,52,96</b>	<b>16,86,17</b>
<b>11,03,21</b>	<b>10,02,60</b>	<b>21,05,81</b>
25,23,75	...	25,23,75
<b>25,23,75</b>	...	<b>25,23,75</b>

## STATEMENT NO. 12 - DETAILED ACCOUNTS

Heads	(1)	Non-Plan (2)
(In thousands of rupees)		
<b>EXPENDITURE HEADS(CAPITAL ACCOUNT)- Contd.</b>		
<b>B. CAPITAL ACCOUNT OF SOCIAL SERVICES - Concl'd.</b>		
<b>(b) Capital A/C of Health and Family Welfare</b>		
4210	Capital Outlay on Medical and Public Health	...
	Total (b) Capital A/C of Health and Family Welfare	...
<b>(c) Capital A/C of Water Supply, Sanitation, Housing and Urban</b>		
4215	Capital Outlay on Water Supply and Sanitation	...
4216	Capital Outlay on Housing	...
4217	Capital Outlay on Urban Development	...
	Total (c) Capital A/C of Water Supply, Sanitation, Housing and Urban	...
<b>(e) Capital A/C of Welfare of Scheduled Castes, Scheduled Tribes and</b>		
4225	Capital Outlay on Welfare of SC/ST/OBC	...
	Total (e) Capital A/C of Welfare of Scheduled Castes, Scheduled Tribes	...
<b>(g) Capital A/C of Social Welfare and Nutrition</b>		
4235	Capital Outlay on Social Security and Welfare	...
	Total (g) Capital A/C of Social Welfare and Nutrition	...
	<b>Total B-CAPITAL ACCOUNT OF SOCIAL SERVICES</b>	...
<b>C. CAPITAL ACCOUNT OF ECONOMIC SERVICES</b>		
<b>(a) Capital Account of Agriculture and Allied Activities</b>		
4401	Capital Outlay on Crop Husbandry	...
4403	Capital Outlay on Animal Husbandry	...
4405	Capital Outlay on Fisheries	...
4406	Capital Outlay on Forestry and Wild Life	...
4408	Capital Outlay on Food Storage and Warehousing	...
4425	Capital Outlay on Co-operation	...
4435	Capital Outlay on other Agricultural Programmes	...
	Total (a) Capital Account of Agriculture and Allied Activities	...
<b>(b) Capital Account of Rural Development</b>		
4515	Capital Outlay on other Rural Development Programmes	...
	Total (b) Capital Account of Rural Development	...
<b>(c) Capital Account of Special Areas Programme</b>		
4575	Capital Outlay on other Special Areas Programmes	...
	Total (c) Capital Account of Special Areas Programme	...
<b>(d) Capital Account of Irrigation and Flood Control</b>		
4702	Capital Outlay on Minor Irrigation	...
4711	Capital Outlay on Flood control Projects	...
	Total (d) Capital Account of Irrigation and Flood Control	...
<b>(e) Capital Account of Energy</b>		



## OF EXPENDITURE BY MINOR HEADS Contd.

(Figures in italic represent charged expenditure)

Actuals for 2006-2007		
Plan (3)	CSS and CPS (4)	Total (5)
(In thousands of rupees)		
1,91,84	...	1,91,84
1,91,84	...	1,91,84
23,46,56	34,24,04	57,70,60
26,42,14	...	26,42,14
3,13,37	1,59,68	4,73,05
53,02,07	35,83,72	88,85,79
1,74,18	1,07,89	2,82,07
1,74,18	1,07,89	2,82,07
26,07	21,87	47,94
26,07	21,87	47,94
82,17,91	37,13,48	1,19,31,39
85,09	...	85,09
61,42	...	61,42
...	24,00	24,00
37,80	90,98	1,28,78
19,96	...	19,96
62,10	...	62,10
1,96,06	...	1,96,06
4,62,43	1,14,98	5,77,41
19,31,23	5,80,00	25,11,23
19,31,23	5,80,00	25,11,23
26,13,05	...	26,13,05
26,13,05	...	26,13,05
3,01	...	3,01
2,44,17	...	2,44,17
2,47,18	...	2,47,18

## STATEMENT NO. 12 - DETAILED ACCOUNTS

Heads	(1)	Non-Plan (2)
		(In thousands of rupees)
<b>EXPENDITURE HEADS(CAPITAL ACCOUNT)- Concl'd.</b>		
<b>C. CAPITAL ACCOUNT OF ECONOMIC SERVICES - Concl'd.</b>		
(e) Capital Account of Energy -Concl'd.		
4801 Capital Outlay on Power Projects		...
Total (e) Capital Account of Energy		...
(f) Capital Account of Industry and Minerals		
4851 Capital Outlay on Village and Small Industries		...
4853 Capital Outlay on Non-ferrous Mining and Metallurgical Industries		...
4860 Capital Outlay on Consumer Industries		...
Total (f) Capital Account of Industry and Minerals		...
(g) Capital Account of Transport		
5053 Capital Outlay on Civil Aviation		...
5054 Capital Outlay on Roads and Bridges		...
5055 Capital Outlay on Road Transport		...
Total (g) Capital Account of Transport		...
(i) Capital Account of Science Technology and Environment		
5425 Capital Outlay on other Scientific and Enviromental Research		...
Total (i) Capital Account of Science Technology and Environment		...
(j) Capital Account of General Economic Services		
5452 Capital Outlay on Tourism		...
Total (j) Capital Account of General Economic Services		...
<b>Total C-CAPITAL ACCOUNT OF ECONOMIC SERVICES</b>		...
<b>Total-Expenditure Heads(Capital Account)</b>		...
<b>Grand Total - Expenditure</b>		<b>1,35,72,09</b> <b>14,15,18,84</b>

## Notes:-

- (i) Out of expenditure of Rs. 18,87,56.14 lakh under Revenue Account, an amount of Rs. 18,01.87 lakh drawn as advance through Contingent bill by the various departments during this year. Detailed bills of such advances have not been submitted till the finalisation of accounts.
- (ii) As per the information furnished by the Finance Department, there are 2573 (two thousand five hundred seventy three) numbers of Pensioners as on 31.03.2007 and Government has paid an amount of Rs. 15,33.02 lakh towards payment of retirement and leave encashment benefits (figure under major head 2071-101, 102, 104 and 115 of this statement) during this year.
- (iii) There are 2230 (two thousand two hundred and thirty) numbers of Family Pensioners in this State as on 31.03.2007 and Government has paid an amount of Rs. 10,54.43 lakh towards Family Pension during the year 2006-07.
- (iv) As per information furnished by the Sikkim Legislative Assembly there are 68 numbers of Ex-MLA and 18 numbers of Family Pensioners in this State Legislature. Government has paid an amount of Rs. 43.42 lakh towards the payment of Pension and Family Pension to the Ex-MLA and their family members.
- (v) Information regarding member of old age Pensioners and Pensioner under Social Security Schemes have not been received till the finalisation of accounts.

**OF EXPENDITURE BY MINOR HEADS Concl'd.**

(Figures in italic represent charged expenditure)

Actuals for 2006-2007

Plan (3)	CSS and CPS (4)	Total (5)
(In thousands of rupees)		
2,02,60	36,13,73	38,16,33
2,02,60	36,13,73	38,16,33
1,36,73	1,00,00	2,36,73
3,71	...	3,71
1,34,27	...	1,34,27
2,74,71	1,00,00	3,74,71
70,00	...	70,00
40,91,62	18,54,55	59,46,17
2,16,00	...	2,16,00
43,77,62	18,54,55	62,32,17
44,88	...	44,88
44,88	...	44,88
3,43,98	18,43,97	21,87,95
3,43,98	18,43,97	21,87,95
1,04,97,68	81,07,23	1,86,04,91
1,98,18,80	1,28,23,31	3,26,42,11
4,68,66,57	1,94,40,75	22,13,98,25

## STATEMENT NO. 13-DETAILED STATEMENT OF CAPITAL

		Expenditure
		Non-Plan
Heads	(1)	(2)
		(In thousands of rupees)
<b>A.</b>	<b>CAPITAL ACCOUNT OF GENERAL SERVICES</b>	
<b>4055</b>	<b>Capital Outlay on Police</b>	
207	State Police	...
211	Police Housing	...
	<b>Total 4055</b>	...
<b>4059</b>	<b>Capital Outlay on Public Works</b>	
01	Office Buildings	
051	Construction	...
	<b>Total 01</b>	...
60	Other Buildings	
051	Construction	...
	<b>Total 60</b>	...
80	General	
051	Construction	...
201	Acquisition of land	...
	<b>Total 80</b>	...
	<b>Total 4059</b>	...
	<b>Total A. CAPITAL ACCOUNT OF GENERAL SERVICES</b>	...
<b>B.</b>	<b>CAPITAL ACCOUNT OF SOCIAL SERVICES</b>	
<b>(a)</b>	<b>Capital A/C of Education, Sports, Art and Culture</b>	
<b>4202</b>	<b>Capital Outlay on Education, Sports, Art and Culture</b>	
01	General Education	
201	Elementary Education	...
202	Secondary Education	...
203	University and Higher Education	...
800	Other expenditure	...
	<b>Total 01</b>	...
02	Technical Education	
103	Technical Schools	...
104	Polytechnics	...
800	Other expenditure	...
	<b>Total 02</b>	...
03	Sports and Youth Services	
101	Youth Hostels	...

## EXPENDITURE DURING AND TO END OF THE YEAR 2006-2007

during 2006-2007		Expenditure to the end of 2006-2007	
Plan (3)	CSS and CPS (4)	Total (5)	(6)
(In thousands of rupees)			
...	...	...	35,08
70,00	3,49,64	4,19,64	15,98,44
<b>70,00</b>	<b>3,49,64</b>	<b>4,19,64</b>	<b>16,33,52</b>
3,23,45	4,00,04	7,23,49	17,64,99
<b>3,23,45</b>	<b>4,00,04</b>	<b>7,23,49</b>	<b>17,64,99</b>
6,92,32	2,52,92	9,45,24	45,85,56
<b>6,92,32</b>	<b>2,52,92</b>	<b>9,45,24</b>	<b>45,85,56</b>
17,44	...	17,44	67,32,64
...	...	...	14,06
<b>17,44</b>	<b>...</b>	<b>17,44</b>	<b>67,46,70</b>
<b>10,33,21</b>	<b>6,52,96</b>	<b>16,86,17</b>	<b>1,30,97,25</b>
<b>11,03,21</b>	<b>10,02,60</b>	<b>21,05,81</b>	<b>1,47,30,77</b>
8,69,92	...	8,69,92	82,00,19
1,77,83	...	1,77,83	26,97,01
3,17,59	...	3,17,59	20,39,61
...	...	...	2,00
<b>13,65,34</b>	<b>...</b>	<b>13,65,34</b>	<b>1,29,38,81</b>
8,02,45	...	8,02,45	48,15,23
...	...	...	2,50,00
...	...	...	16,09
<b>8,02,45</b>	<b>...</b>	<b>8,02,45</b>	<b>50,81,32</b>
...	...	...	87,15

## STATEMENT NO. 13-DETAILED STATEMENT OF CAPITAL

		Expenditure
Heads		Non-Plan
(1)		(2)
(In thousands of rupees)		
<b>B.</b>	<b>CAPITAL ACCOUNT OF SOCIAL SERVICES - Contd.</b>	
<b>(a)</b>	<b>Capital A/C of Education, Sports, Art and Culture - Concl.</b>	
<b>4202</b>	<b>Capital Outlay on Education, Sports, Art and Culture- Concl.</b>	
03	Sports and Youth Services- Concl.	
102	Sports Stadia	...
800	Other expenditure	...
	<b>Total 03</b>	...
04	Art and Culture	
106	Museums	...
800	other expenditure	...
	<b>Total 04</b>	...
	<b>Total 4202</b>	...
	<b>Total(a)Capital A/C of Education, Sports, Art and Culture</b>	...
<b>(b)</b>	<b>Capital A/C of Health and Family Welfare</b>	
<b>4210</b>	<b>Capital Outlay on Medical and Public Health</b>	
01	Urban Health Services	
110	Hospital and Dispensaries	...
800	Other expenditure	...
	<b>Total 01</b>	...
02	Rural Health Services	
101	Health sub-centres	...
103	Primary Health Centres	...
104	Community Health Centres	...
110	Hospitals and Dispensaries	...
	<b>Total 02</b>	...
03	Medical Education Training and Research	
105	Allopathy	...
	<b>Total 03</b>	...
04	Public Health	
200	Other Programmes	...
	<b>Total 04</b>	...
80	General	
800	Other Expenditure	...
	<b>Total 80</b>	...

## EXPENDITURE DURING AND TO END OF THE YEAR 2006-2007 Contd.

during 2006-2007		Expenditure to the end of 2006-2007	
Plan	CSS and CPS	Total	
(3)	(4)	(5)	(6)
(In thousands of rupees)			
2,16,92	...	2,16,92	41,40,39
...	...	...	2,72,58
<b>2,16,92</b>	...	<b>2,16,92</b>	<b>45,00,12</b>
...	...	...	11,81
1,39,04	...	1,39,04	15,79,80
<b>1,39,04</b>	...	<b>1,39,04</b>	<b>15,91,61</b>
<b>25,23,75</b>	...	<b>25,23,75</b>	<b>2,41,11,86</b>
<b>25,23,75</b>	...	<b>25,23,75</b>	<b>2,41,11,86</b>
9,93	...	9,93	37,40,49
...	...	...	1,71,35
<b>9,93</b>	...	<b>9,93</b>	<b>39,11,84</b>
44,23	...	44,23	12,73,53
52,54	...	52,54	11,51,87
85,14	...	85,14	16,56,27
...	...	...	16,10
<b>1,81,91</b>	...	<b>1,81,91</b>	<b>40,97,77</b>
...	...	...	3,88,89
...	...	...	<b>3,88,89</b>
...	...	...	12
...	...	...	<b>12</b>
...	...	...	5,90
...	...	...	<b>5,90</b>

## STATEMENT NO. 13-DETAILED STATEMENT OF CAPITAL

		Expenditure	
Heads		Non-Plan	
(1)		(2)	
(In thousands of rupees)			
<b>B.</b>	<b>CAPITAL ACCOUNT OF SOCIAL SERVICES - Contd.</b>		
(b)	Capital A/C of Health and Family Welfare - Concl'd.		
<b>4210</b>	<b>Capital Outlay on Medical and Public Health- Concl'd.</b>		
	<b>Total 4210</b>		...
	<b>Total(b)Capital A/C of Health and Family Welfare</b>		...
(c)	Capital A/C of Water Supply, Sanitation, Housing and Urban Development		
<b>4215</b>	<b>Capital Outlay on Water Supply and Sanitation</b>		
01	Water Supply		
101	Urban Water Supply		
60	Gangtok Water Supply Schemes (East) (R)		...
61	Namchi Water Supply Schemes South		...
62	Chemchey Water Supply Schemes (South)		...
63	Pakyong Water Supply Schemes (East)		...
64	Gyalshing Water Supply Schemes (West)		...
65	Rongli Water Supply Schemes (East)		...
66	Construction of Kaluk Rinchengpong Water Supply Schemes		...
67	Chungthang Bazar Water Supply Schemes (North)		...
68	Lachen Bazar Water Supply Schemes (North)		...
69	Pangthang Water Supply Schemes		...
70	Other Water Supply Schemes		...
	<b>Total 101</b>		...
102	Rural Water Supply		
34	P.H.E. Department		...
36	Rural Development Department		...
	<b>Total 102</b>		...
	<b>Total 01</b>		...
02	Sewerage and Sanitation		
106	Sewerage Services		
34	P.H.E. Department		...
42	Urban Development and Housing Department		...
61	Drainage and Sewerage System in Gangtok		...
	<b>Total 106</b>		...
	<b>Total 02</b>		...
	<b>Total 4215</b>		...



## EXPENDITURE DURING AND TO END OF THE YEAR 2006-2007 Contd.

during 2006-2007		Expenditure to the end of 2006-2007	
Plan (3)	CSS and CPS (4)	Total (5)	(6)
(In thousands of rupees)			
1,91,84	...	1,91,84	84,04,52
1,91,84	...	1,91,84	84,04,52
7,59,84	8,23,85	15,83,69	73,82,73
28,22	...	28,22	1,76,95
...	...	...	4,27,84
11,30	...	11,30	3,08,66
...	70,79	70,79	6,62,09
5,47	...	5,47	1,71,98
27,45	...	27,45	2,33,57
37,22	...	37,22	1,41,09
48,69	...	48,69	1,10,08
...	2,04,03	2,04,03	5,70,65
4,05,94	...	4,05,94	16,08,85
<b>13,24,13</b>	<b>10,98,67</b>	<b>24,22,80</b>	<b>1,17,94,49</b>
85,67	...	85,67	5,42,73
6,79,32	23,25,37	30,04,69	2,85,95,97
<b>7,64,99</b>	<b>23,25,37</b>	<b>30,90,36</b>	<b>2,91,38,70</b>
<b>20,89,12</b>	<b>34,24,04</b>	<b>55,13,16</b>	<b>4,09,33,19</b>
...	...	...	7,29,30
7,47	...	7,47	8,59,36
2,49,97	...	2,49,97	10,28,47
<b>2,57,44</b>	...	<b>2,57,44</b>	<b>26,17,13</b>
<b>2,57,44</b>	...	<b>2,57,44</b>	<b>26,17,13</b>
<b>23,46,56</b>	<b>34,24,04</b>	<b>57,70,60</b>	<b>4,35,50,32</b>

## STATEMENT NO. 13-DETAILED STATEMENT OF CAPITAL

		Expenditure
Heads		Non-Plan
(1)		(2)
(In thousands of rupees)		
<b>B.</b>	<b>CAPITAL ACCOUNT OF SOCIAL SERVICES - Contd.</b>	
(c)	<b>Capital A/C of Water Supply, Sanitation, Housing and Urban Development - Contd.</b>	
<b>4216</b>	<b>Capital Outlay on Housing</b>	
01	Government Residential Buildings	
106	General Pool Accommodation	...
107	Police Housing	...
700	Other Housing	...
911	Deduct Refund	...
	<b>Total 01</b>	...
03	Rural Housing	
800	Other expenditure	...
	<b>Total 03</b>	...
80	General	
201	Investments in Housing Boards	...
800	Other Expenditure	...
	<b>Total 80</b>	...
	<b>Total 4216</b>	...
<b>4217</b>	<b>Capital Outlay on Urban Development</b>	
03	Integrated Development of Small and Medium Towns	
051	Construction	
60	Land Aquisition	...
61	Parking Place	...
62	Implementation of Master Plan	...
63	Development of small and Medium Towns	...
64	Construction of Approach Road	...
65	Ropeway	...
66	Multipurpose Building	...
67	Solid Waste Management (90 10% CSS)	...
68	Storm Water Dainage(90 10% CSS)	...
69	Implementation of 74th Constitutional Amendment	...
70	National Urban Renewal Mission	...
71	Jawarharlall Nehru National Urban Renewal Mission	...
	<b>Total 051</b>	...
	<b>Total 03</b>	...

## EXPENDITURE DURING AND TO END OF THE YEAR 2006-2007 Contd.

during 2006-2007		Expenditure to the end of 2006-2007	
Plan	CSS and CPS	Total	
(3)	(4)	(5)	(6)
(In thousands of rupees)			
3,72,37	...	3,72,37	57,19,82
...	...	...	1,88,69
...	...	...	16,66
-1	...	-1	-1
<b>3,72,36</b>	...	<b>3,72,36</b>	<b>59,25,16</b>
22,49,87	...	22,49,87	77,87,62
<b>22,49,87</b>	...	<b>22,49,87</b>	<b>77,87,62</b>
...	...	...	71,49
19,91	...	19,91	4,00,44
<b>19,91</b>	...	<b>19,91</b>	<b>4,71,93</b>
<b>26,42,14</b>	...	<b>26,42,14</b>	<b>1,41,84,71</b>
50,00	...	50,00	4,26,03
...	...	...	9,55,84
...	...	...	1,63,34
65,00	...	65,00	3,23,28
...	...	...	2,19,68
...	...	...	12,88,97
...	...	...	20,76
48,37	...	48,37	4,78,80
...	1,59,68	1,59,68	7,22,87
...	...	...	45,60
1,50,00	...	1,50,00	1,50,00
...	...	...	5,35,97
<b>3,13,37</b>	<b>1,59,68</b>	<b>4,73,05</b>	<b>53,31,14</b>
<b>3,13,37</b>	<b>1,59,68</b>	<b>4,73,05</b>	<b>53,31,14</b>

## STATEMENT NO. 13-DETAILED STATEMENT OF CAPITAL

Heads	Expenditure
	Non-Plan
(1)	(2)
(In thousands of rupees)	
<b>B.</b>	<b>CAPITAL ACCOUNT OF SOCIAL SERVICES - Contd.</b>
(c)	Capital A/C of Water Supply, Sanitation, Housing and Urban Development - Concl.
4217	Capital Outlay on Urban Development- Concl.
	Total 4217
	Total(c)Capital A/C of Water Supply, Sanitation, Housing and Urban Development
(e)	Capital A/C of Welfare of Scheduled Castes, Scheduled Tribes and other Backward Classes
4225	Capital Outlay on Welfare of SC/ST/OBC
01	Welfare of Scheduled Castes
800	Other expenditure
	Total 01
02	Welfare of Scheduled Tribes
102	Economic Development
800	Other expenditure
	Total 02
03	Welfare of Backward Classes
800	Other Expenditure
	Total 03
80	General
190	Investments in Public Sector and Other Undertakings
	Total 80
	Total 4225
	Total(e)Capital A/C of Welfare of Scheduled Castes, Scheduled Tribes and other Backward Classes
(g)	Capital A/C of Social Welfare and Nutrition
4235	Capital Outlay on Social Security and Welfare
02	Social Welfare
101	Welfare of handicapped
102	Child Welfare
103	Women's Welfare
104	Welfare of aged, infirm and destitute
106	Correctional services
800	Other expenditure
	Total 02
	Total 4235
	Total(g)Capital A/C of Social Welfare and Nutrition

## EXPENDITURE DURING AND TO END OF THE YEAR 2006-2007 Contd.

during 2006-2007		Expenditure to the end of 2006-2007	
Plan	CSS and CPS	Total	
(3)	(4)	(5)	(6)
(In thousands of rupees)			
3,13,37	1,59,68	4,73,05	53,31,14
53,02,07	35,83,72	88,85,79	6,30,66,17
...	7,89	7,89	1,82,69
...	7,89	7,89	1,82,69
...	...	...	6,44
93,00	1,00,00	1,93,00	4,43,00
93,00	1,00,00	1,93,00	4,49,44
81,18	...	81,18	4,26,48
81,18	...	81,18	4,26,48
...	...	...	3,28,60
...	...	...	3,28,60
1,74,18	1,07,89	2,82,07	13,87,21
1,74,18	1,07,89	2,82,07	13,87,21
12,37	...	12,37	12,37
13,70	21,87	35,57	1,51,75
...	...	...	17,85
...	...	...	91
...	...	...	10,97
...	...	...	1,20,11
26,07	21,87	47,94	3,13,96
26,07	21,87	47,94	3,13,96
26,07	21,87	47,94	3,13,96

## STATEMENT NO. 13-DETAILED STATEMENT OF CAPITAL

		Expenditure	
Heads		Non-Plan	
(1)		(2)	
(In thousands of rupees)			
<b>B. CAPITAL ACCOUNT OF SOCIAL SERVICES - Concl'd.</b>			
<b>(h) Capital A/C of Other Social Services</b>			
<b>4250</b>	<b>Capital Outlay on other Social Services</b>		
800	Other expenditure		...
	<b>Total 4250</b>		...
	<b>Total(h)Capital A/C of Other Social Services</b>		...
	<b>Total B. CAPITAL ACCOUNT OF SOCIAL SERVICES</b>		...
<b>C. CAPITAL ACCOUNT OF ECONOMIC SERVICES</b>			
<b>(a) Capital Account of Agriculture and Allied Activities</b>			
<b>4401</b>	<b>Capital Outlay on Crop Husbandry</b>		
103	Seeds		...
104	Agricultural Farms		...
105	Manures and Fertilisers		...
107	Plant Protection		...
108	Commercial Crops		...
109	Extension and Training		...
113	Agricultural Engineering		...
119	Horticulture and Vegetable Crops		...
190	Investments in Public Sector and other undertakings		...
800	Other expenditure		...
	<b>Total 4401</b>		...
<b>4403</b>	<b>Capital Outlay on Animal Husbandry</b>		
101	Veterinary services and Animal Health		...
190	Investments in Public sector and other undertakings		...
800	Other expenditure		...
	<b>Total 4403</b>		...
<b>4404</b>	<b>Capital Outlay on Dairy Development</b>		
102	Dairy Development Projects		...
	<b>Total 4404</b>		...
<b>4405</b>	<b>Capital Outlay on Fisheries</b>		
101	Inland Fisheries		...
	<b>Total 4405</b>		...
<b>4406</b>	<b>Capital Outlay on Forestry and Wild Life</b>		
01	Forestry (1)		...

## EXPENDITURE DURING AND TO END OF THE YEAR 2006-2007 Contd.

during 2006-2007		Expenditure to the end of 2006-2007	
Plan	CSS and CPS	Total	
(3)	(4)	(5)	(6)
(In thousands of rupees)			
...	...	...	1,82
...	...	...	1,82
...	...	...	1,82
<b>82,17,91</b>	<b>37,13,48</b>	<b>1,19,31,39</b>	<b>9,72,85,54</b>
...	...	...	45,48
49,20	...	49,20	5,24,50
...	...	...	28,22
...	...	...	25,65
...	...	...	59,66
...	...	...	5,11
...	...	...	12,81
31,01	...	31,01	2,02,56
...	...	...	50,05
4,88	...	4,88	67,73
<b>85,09</b>	...	<b>85,09</b>	<b>10,21,77</b>
61,42	...	61,42	7,69,73
...	...	...	57,00
...	...	...	31,26
<b>61,42</b>	...	<b>61,42</b>	<b>8,57,99</b>
...	...	...	1,87,76
...	...	...	1,87,76
...	24,00	24,00	4,30,34
...	<b>24,00</b>	<b>24,00</b>	<b>4,30,34</b>

## STATEMENT NO. 13-DETAILED STATEMENT OF CAPITAL

		Expenditure
Heads		Non-Plan
(1)		(2)
(In thousands of rupees)		
<b>C.</b>	<b>CAPITAL ACCOUNT OF ECONOMIC SERVICES - Contd.</b>	
<b>(a)</b>	<b>Capital Account of Agriculture and Allied Activities - Contd.</b>	
<b>4406</b>	<b>Capital Outlay on Forestry and Wild Life- Concl.</b>	
01	Forestry (1)- Concl.	
070	Communication and Buildings	...
101	Forest Conservation, Development and Regeneration	...
105	Forest Produce	...
	<b>Total 01</b>	...
02	Environmental Forestry and Wild Life	
112	Public Gardens	...
	<b>Total 02</b>	...
	<b>Total 4406</b>	...
<b>4408</b>	<b>Capital Outlay on Food Storage and Warehousing</b>	
01	Food	
101	Procurement and Supply	...
800	Other expenditure	...
	<b>Total 01</b>	...
02	Storage and Warehousing	
101	Rural Godown Programmes	...
800	Other expenditure	...
	<b>Total 02</b>	...
	<b>Total 4408</b>	...
<b>4415</b>	<b>Capital Outlay on Agricultural Research and Education</b>	
80	General	
004	Research	...
	<b>Total 80</b>	...
	<b>Total 4415</b>	...
<b>4425</b>	<b>Capital Outlay on Co-operation</b>	
106	Investments in multi-purpose Rural Co-operatives	...
107	Investments in Credit Co-operatives	...
108	Investments in other Co-operatives	...
190	Investments in Public Sector and other undertakings	...
200	Other Investments	...
	<b>Total 4425</b>	...



## EXPENDITURE DURING AND TO END OF THE YEAR 2006-2007 Contd.

during 2006-2007		Expenditure to the end of 2006-2007	
Plan	CSS and CPS	Total	
(3)	(4)	(5)	(6)
(In thousands of rupees)			
...	...	...	2,24,50
29,99	90,98	1,20,97	4,07,16
...	...	...	38,96
<b>29,99</b>	<b>90,98</b>	<b>1,20,97</b>	<b>6,70,62</b>
7,81	...	7,81	1,20,96
<b>7,81</b>	...	<b>7,81</b>	<b>1,20,96</b>
<b>37,80</b>	<b>90,98</b>	<b>1,28,78</b>	<b>7,91,58</b>
15,00	...	15,00	5,24,97
...	...	...	30,15
<b>15,00</b>	...	<b>15,00</b>	<b>5,55,12</b>
4,96	...	4,96	4,04,63
...	...	...	55,84
<b>4,96</b>	...	<b>4,96</b>	<b>4,60,47</b>
<b>19,96</b>	...	<b>19,96</b>	<b>10,15,59</b>
...	...	...	11,42
...	...	...	<b>11,42</b>
...	...	...	<b>11,42</b>
...	...	...	34,01
...	...	...	63,74
40,00	...	40,00	4,25,93
...	...	...	60,78
22,10	...	22,10	8,25,60
<b>62,10</b>	...	<b>62,10</b>	<b>14,10,06</b>

## STATEMENT NO. 13-DETAILED STATEMENT OF CAPITAL

		Expenditure
Heads		Non-Plan
(1)		(2)
(In thousands of rupees)		
<b>C.</b>	<b>CAPITAL ACCOUNT OF ECONOMIC SERVICES - Contd.</b>	
<b>(a)</b>	<b>Capital Account of Agriculture and Allied Activities - Conclcd.</b>	
<b>4435</b>	<b>Capital Outlay on other Agricultural Programmes</b>	
01	Marketing and Quality Control	
101	Marketing facilities	...
	<b>Total 01</b>	...
60	Others	
101	Dry Land Agricultural Programme	...
	<b>Total 60</b>	...
	<b>Total 4435</b>	...
	<b>Total(a)Capital Account of Agriculture and Allied Activities</b>	...
<b>(b)</b>	<b>Capital Account of Rural Development</b>	
<b>4515</b>	<b>Capital Outlay on other Rural Devalopment Programmes</b>	
101	Panchayati Raj	...
102	Community Development	...
103	Rural Development	...
	<b>Total 4515</b>	...
	<b>Total(b)Capital Account of Rural Development</b>	...
<b>(c)</b>	<b>Capital Account of Special Areas Programme</b>	
<b>4575</b>	<b>Capital Outlay on other Special Areas Programmes</b>	
06	Border Area Development	
101	Border Area Development Programmes	...
	<b>Total 06</b>	...
60	Others	
102	Rastriya Sam Vikas Yojana	...
	<b>Total 60</b>	...
	<b>Total 4575</b>	...
	<b>Total(c)Capital Account of Special Areas Programme</b>	...
<b>(d)</b>	<b>Capital Account of Irrigation and Flood Control</b>	
<b>4702</b>	<b>Capital Outlay on Minor Irrigation</b>	
800	Other expenditure	...
	<b>Total 4702</b>	...
<b>4711</b>	<b>Capital Outlay on Flood control Projects</b>	
01	Flood Control	

## EXPENDITURE DURING AND TO END OF THE YEAR 2006-2007 Contd.

during 2006-2007		Expenditure to the end of 2006-2007	
Plan	CSS and CPS	Total	
(3)	(4)	(5)	(6)
(In thousands of rupees)			
1,96,06	...	1,96,06	2,86,09
<b>1,96,06</b>	...	<b>1,96,06</b>	<b>2,86,09</b>
...	...	...	2,58
...	...	...	<b>2,58</b>
<b>1,96,06</b>	...	<b>1,96,06</b>	<b>2,88,67</b>
<b>4,62,43</b>	<b>1,14,98</b>	<b>5,77,41</b>	<b>60,15,18</b>
8,74,65	5,80,00	14,54,65	40,07,66
12,96	...	12,96	1,25,63
10,43,62	...	10,43,62	12,13,62
<b>19,31,23</b>	<b>5,80,00</b>	<b>25,11,23</b>	<b>53,46,91</b>
<b>19,31,23</b>	<b>5,80,00</b>	<b>25,11,23</b>	<b>53,46,91</b>
9,04,24	...	9,04,24	46,99,21
<b>9,04,24</b>	...	<b>9,04,24</b>	<b>46,99,21</b>
17,08,81	...	17,08,81	31,48,82
<b>17,08,81</b>	...	<b>17,08,81</b>	<b>31,48,82</b>
<b>26,13,05</b>	...	<b>26,13,05</b>	<b>78,48,03</b>
<b>26,13,05</b>	...	<b>26,13,05</b>	<b>78,48,03</b>
3,01	...	3,01	11,34,91
<b>3,01</b>	...	<b>3,01</b>	<b>11,34,91</b>

## STATEMENT NO. 13-DETAILED STATEMENT OF CAPITAL

		Expenditure
Heads		Non-Plan
(1)		(2)
(In thousands of rupees)		
<b>C.</b>	<b>CAPITAL ACCOUNT OF ECONOMIC SERVICES - Contd.</b>	
<b>(d)</b>	<b>Capital Account of Irrigation and Flood Control - Concl'd.</b>	
<b>4711</b>	<b>Capital Outlay on Flood control Projects- Concl'd.</b>	
01	Flood Control- Concl'd.	
800	Other expenditure	...
	<b>Total 01</b>	...
03	Drainage	
103	Civil Works	...
	<b>Total 03</b>	...
	<b>Total 4711</b>	...
	<b>Total(d)Capital Account of Irrigation and Flood Control</b>	...
<b>(e)</b>	<b>Capital Account of Energy</b>	
<b>4801</b>	<b>Capital Outlay on Power Projects</b>	
01	Hydel Generation	
190	Investments in Public Sector and Other Undertakings	
61	Sikkim Power Development Corporation	...
	<b>Total 190</b>	...
800	Other expenditure	
59	Generation Scheme through Loans from Power Finance	...
60	Rognichu Hydro Electric Scheme Stage II	...
61	Upper Rognichu Hydel Scheme (East)	...
62	Jali Power House (East)	...
63	Lower Lagyap Hydel Scheme (East)	...
64	Purey Micor Hydel Scheme (East)	...
65	Mangley Micor Hydel Scheme (East)	...
66	Rongli Khola Micro Hydel Scheme (5MW)	...
67	Renovation of Old Power House	...
68	Rellichu Micro Hydel Scheme (6MW) (West)	...
69	Ringyang Micro Hydel Scheme (1MW) (West)	...
70	Rimbi Hydel Scheme Stage I (West)	...
71	Rothak Hydel Scheme	...
72	Lachung Hydel Scheme Phase II (North)	...
73	Rabonchu Hydel Scheme (North)	...
74	Chatten Micro Hydel Scheme (2MW)(North)	...

## EXPENDITURE DURING AND TO END OF THE YEAR 2006-2007 Contd.

during 2006-2007		Expenditure to the end of 2006-2007	
Plan (3)	CSS and CPS (4)	Total (5)	(6)
(In thousands of rupees)			
1,58,71	...	1,58,71	6,84,09
<b>1,58,71</b>	...	<b>1,58,71</b>	<b>6,84,09</b>
85,46	...	85,46	1,57,65
<b>85,46</b>	...	<b>85,46</b>	<b>1,57,65</b>
<b>2,44,17</b>	...	<b>2,44,17</b>	<b>8,41,74</b>
<b>2,47,18</b>	...	<b>2,47,18</b>	<b>19,76,65</b>
...	...	...	3,40,00
...	...	...	<b>3,40,00</b>
...	...	...	12,49,97
...	...	...	9,19,35
1,97	...	1,97	26,84,62
...	...	...	7,93,03
91,00	...	91,00	20,34,84
...	...	...	1,03,31
...	...	...	4,49,71
...	...	...	4,96,14
...	...	...	19,13,05
...	...	...	4,48,27
...	...	...	30,97
...	...	...	1,68,91
...	...	...	8,95
...	...	...	8,97,71
1,97	...	1,97	22,42,52
...	...	...	1,02,49

## STATEMENT NO. 13-DETAILED STATEMENT OF CAPITAL

		Expenditure
Heads		Non-Plan
(1)		(2)
(In thousands of rupees)		
<b>C. CAPITAL ACCOUNT OF ECONOMIC SERVICES - Contd.</b>		
<b>(e) Capital Account of Energy - Contd.</b>		
<b>4801</b>	<b>Capital Outlay on Power Projects- Contd.</b>	
01	Hydel Generation- Concl'd.	
800	Other expenditure- Concl'd.	
75	Mayong Hydel Scheme (North)	...
76	Kalez Khola Hydel Scheme (West)	...
78	Kismey Khola Project	...
79	Bermelli Project	...
80	Upper Rimbi Project (West)	...
81	Kalex Khola Stage II (West)	...
82	Hee Bermoik Project (West)	...
84	Buthuang Mircro Hydel Project (100KW) East	...
86	Lingtam Mircro Hydel Project (100KW) East	...
87	Lokwer Dalapchen Mircro Hydel Project (25 KW) East	...
89	Kumrek Mircro Hydel Project (100KW) East	...
92	Rolep Hydel Scheme	...
93	Externally Aided Project	...
97	Other Shemes	...
99	Chakung Hydel Scheme	...
	<b>Total 800</b>	...
	<b>Total 01</b>	...
04	Diesel/Gas Power Generation	
052	Machinery and Equipment	
52	Machinery and Equipment	...
	<b>Total 052</b>	...
800	Other expenditure	
70	Construction/Renovation of Diesel Power House, Gangtok	...
	<b>Total 800</b>	...
	<b>Total 04</b>	...
05	Transmission and Distribution	
800	Other expenditure	
55	Extension of 66 KV Transmission lines from Melli to Mamring with 7.5 MVA each at Mamring to Setipool	...

## EXPENDITURE DURING AND TO END OF THE YEAR 2006-2007 Contd.

during 2006-2007		Expenditure to the end of 2006-2007	
Plan	CSS and CPS	Total	
(3)	(4)	(5)	(6)
(In thousands of rupees)			
29,42	...	29,42	14,35,12
...	...	...	16,06,67
...	...	...	29,99
...	...	...	29,98
...	...	...	9,88
...	...	...	24,99
...	...	...	8,92
...	...	...	20,47,49
...	...	...	5,29,54
...	...	...	5,94,09
...	...	...	3,52,94
...	...	...	1,55,61
...	...	...	34,80
...	...	...	9,54,98
...	...	...	7,04
1,24,36	...	1,24,36	2,23,65,88
1,24,36	...	1,24,36	2,27,05,88
...	...	...	24,19
...	...	...	24,19
...	...	...	11,59,51
9,99	...	9,99	11,69,50
9,99	...	9,99	11,93,69
...	...	...	8,15,38

## STATEMENT NO. 13-DETAILED STATEMENT OF CAPITAL

		Expenditure
Heads		Non-Plan
(1)		(2)
		(In thousands of rupees)
C.	<b>CAPITAL ACCOUNT OF ECONOMIC SERVICES - Contd.</b>	
(e)	<b>Capital Account of Energy - Contd.</b>	
<b>4801</b>	<b>Capital Outlay on Power Projects- Contd.</b>	
56	Accelerated Power Development Program (Addl. Central Plan Scheme)	...
05	Transmission and Distribution- Concl'd.	
800	Other expenditure- Concl'd.	
57	Renovation of 66 KV Station	...
60	Other Distribution Scheme	...
63	Misc. Distribution Schemes (East) State Plan	...
65	Power Supply to VIP Complex, Gangtok (N.L.R.C.R)(East)	...
66	Communication and data Exchange pertaining to SLDC(NLPCR)(East)	...
68	66 KVDC Transmission Lines from LLHP to Bulbuley & 2x10 MVA Sub-Stn at Bulbuley (NLPCR)(East)	...
70	Accelerated Power Development and Reform Programme(East)	...
74	132 KVA lines from Rangit to Melli with 2X20 MVA Substation at Melli(South)(NLCPR)	...
76	Misch Distribution Schemes(South)	...
78	Extention of 66 KV Transmission Lines from Melli to Mamring with 7.5 MVA each at Mamring and Setipool (South) (SP)	...
79	Remodelling of Transmission and Distribution Network in Gangtok town in Sikkim(NLPCR)(East)	...
80	Const. of 66KV Sub-Station to Chungthang Sub-Station and 2X5 MVA Transformer Bay at Chungthang and one Feeder Bay at	...
81	Const. of 132 KV Trans. Lines from Sagbari, Gyalshing to Pelling including construction of 132/66 KV Sub-Stn at Gyalsing	...
83	132 KVA Lines from Rangit to Melli with 2X50 MVA Transformer at Rangit (South)	...
84	Construction of D/C 132 KV Transmission Lines from LLHP to Nathula with LILO at Bulbuley (NLCPR)	...
85	Synchronisation of Rothak, Rimbi Stages I & II and Kalez Khola Hydro Electric to Common Grid with associated Civil Works,	...
	<b>Total 800</b>	...
	<b>Total 05</b>	...
06	Rural Electrification	
052	Machinery and Equipment	
52	Machinery and Equipment	...
	<b>Total 052</b>	...



## EXPENDITURE DURING AND TO END OF THE YEAR 2006-2007 Contd.

during 2006-2007		Expenditure to the end of 2006-2007	
Plan	CSS and CPS	Total	
(3)	(4)	(5)	(6)
(In thousands of rupees)			
...	...	...	6,37,76
...	...	...	2,85,00
...	...	...	13,30
43,79	...	43,79	1,34,75,68
...	...	...	1,08,96
...	1,09,31	1,09,31	8,06,73
...	1,88,71	1,88,71	12,75,00
...	5,21,88	5,21,88	1,51,94,26
...	...	...	3,13,42
3,00	...	3,00	2,68,43
11,36	...	11,36	11,36
...	6,74,90	6,74,90	20,00,05
...	1,96,58	1,96,58	5,96,09
...	7,14,73	7,14,73	15,21,78
...	...	...	35,57,19
...	9,29,40	9,29,40	9,29,40
...	2,78,22	2,78,22	2,78,22
<b>68,25</b>	<b>36,13,73</b>	<b>36,81,98</b>	<b>4,20,98,11</b>
<b>68,25</b>	<b>36,13,73</b>	<b>36,81,98</b>	<b>4,20,98,11</b>
...	...	...	1,06,32
...	...	...	1,06,32

## STATEMENT NO. 13-DETAILED STATEMENT OF CAPITAL

		Expenditure	
		Heads	Non-Plan
		(1)	(2)

(In thousands of rupees)

<b>C. CAPITAL ACCOUNT OF ECONOMIC SERVICES - Contd.</b>			
<b>(e) Capital Account of Energy - Concl'd.</b>			
<b>4801</b>	<b>Capital Outlay on Power Projects- Concl'd.</b>		
06	Rural Electrification - Concl'd.		
800	Other Expenditure		
61	Rural Electrification Schemes (PMGY)		...
62	Rural Electrification Schemes (Kutir Jyoti)		...
	<b>Total 800</b>		...
	<b>Total 06</b>		...
	<b>Total 4801</b>		...
	<b>Total(e)Capital Account of Energy</b>		...
<b>(f) Capital Account of Industry and Minerals</b>			
<b>4851</b>	<b>Capital Outlay on Village and Small Industries</b>		
101	Industrial Estates		...
102	Small scale Industries		...
103	Handloom Industries		...
	<b>Total 4851</b>		...
<b>4853</b>	<b>Capital Outlay on Non-ferrous Mining and Metallurgical Industries</b>		
01	Mineral Exploration and Development		
004	Research and Development		...
	<b>Total 01</b>		...
60	Other Mining and Metallurgical Industries		
190	Investments in Public Sector and Other Undertakings		...
800	Other Expenditure		...
	<b>Total 60</b>		...
	<b>Total 4853</b>		...
<b>4860</b>	<b>Capital Outlay on Consumer Industries</b>		
60	Others		
102	Food & Beverages		
47	Tea Development		...
	<b>Total 102</b>		...
190	Investment in Public Sector and Other Undertakings		
60	Sikkim Jewels		...
61	Indian Telephone Industry		...

**EXPENDITURE DURING AND TO END OF THE YEAR 2006-2007 Contd.**

during 2006-2007		Expenditure to the end of 2006-2007		
Plan	CSS and CPS	Total		
(3)	(4)	(5)	(6)	(6)
(In thousands of rupees)				
...	...	...	79,31,76	
...	...	...	20,97	
...	...	...	79,52,73	
...	...	...	80,59,05	
<b>2,02,60</b>	<b>36,13,73</b>	<b>38,16,33</b>	<b>7,40,56,73</b>	
<b>2,02,60</b>	<b>36,13,73</b>	<b>38,16,33</b>	<b>7,40,56,73</b>	
1,00,00	1,00,00	2,00,00	63,47,18	
36,73	...	36,73	6,07,75	
...	...	...	11,00,00	
<b>1,36,73</b>	<b>1,00,00</b>	<b>2,36,73</b>	<b>10,54,93</b>	
3,71	...	3,71	33,63	
<b>3,71</b>	<b>...</b>	<b>3,71</b>	<b>33,63</b>	
...	...	...	6,11,49	
...	...	...	20,94	
...	...	...	6,32,43	
<b>3,71</b>	<b>...</b>	<b>3,71</b>	<b>6,66,06</b>	
...	...	...	1,82,35	
...	...	...	1,82,35	
...	...	...	5,93,93	
...	...	...	25,94	

## STATEMENT NO. 13-DETAILED STATEMENT OF CAPITAL

		Expenditure	
		Heads	Non-Plan
		(1)	(2)
(In thousands of rupees)			
<b>C.</b>	<b>CAPITAL ACCOUNT OF ECONOMIC SERVICES - Contd.</b>		
<b>(f)</b>	<b>Capital Account of Industry and Minerals - Concl'd.</b>		
<b>4860</b>	<b>Capital Outlay on Consumer Industries- Concl'd.</b>		
60	Others- Concl'd.		
190	Investment in Public Sector and Other Undertakings- Concl'd.		
62	Sikkim Flour Mills		...
63	Sikkim Time Corporation		...
64	B.O.G. Ltd.		...
65	Cold Storage		...
66	Joint Venture		...
67	Sikkim Precession Industries		...
68	Sikkim Handloom & Handicrafts Development Corporation		...
69	SIDICO		...
70	Other Industries		...
71	Ginger Processing Plant		...
	<b>Total 190</b>		...
600	Others		...
60	Public Sector Undertakings		...
	<b>Total 600</b>		...
	<b>Total 60</b>		...
	<b>Total 4860</b>		...
<b>4885</b>	<b>Other Capital Outlay on Industries and Minerals.</b>		
01	Investments in Industrial Financial Institutions		
190	Investments in Public Sector and Other Undertakings		...
	<b>Total 01</b>		...
60	Others		...
800	Other Expenditure		...
	<b>Total 60</b>		...
	<b>Total 4885</b>		...
	<b>Total(f)Capital Account of Industry and Minerals</b>		...
<b>(g)</b>	<b>Capital Account of Transport</b>		
<b>5053</b>	<b>Capital Outlay on Civil Aviation</b>		
02	Airports		
102	Aerodromes		...

**EXPENDITURE DURING AND TO END OF THE YEAR 2006-2007 Contd.**

during 2006-2007		Expenditure to the end of 2006-2007	
Plan	CSS and CPS	Total	
(3)	(4)	(5)	(6)
(In thousands of rupees)			
...	...	...	2,44,16
...	...	...	11,22,54
...	...	...	14,03
...	...	...	27,90
...	...	...	50,92
...	...	...	3,70,00
...	...	...	80,00
...	...	...	1,00,00
...	...	...	1,03,57
...	...	...	1,00
...	...	...	<b>27,33,99</b>
1,34,27	...	1,34,27	11,77,27
1,34,27	...	1,34,27	11,77,27
1,34,27	...	1,34,27	40,93,61
1,34,27	...	1,34,27	40,93,61
...	...	...	15,82,50
...	...	...	15,82,50
...	...	...	5,20
...	...	...	5,20
...	...	...	15,87,70
<b>2,74,71</b>	<b>1,00,00</b>	<b>3,74,71</b>	<b>74,02,30</b>

## STATEMENT NO. 13-DETAILED STATEMENT OF CAPITAL

		Expenditure	
		Heads	Non-Plan
		(1)	(2)
(In thousands of rupees)			
<b>C. CAPITAL ACCOUNT OF ECONOMIC SERVICES - Contd.</b>			
<b>(g) Capital Account of Transport - Concl'd.</b>			
<b>5053 Capital Outlay on Civil Aviation - Concl'd.</b>			
02	Airports - Concl'd.		
	<b>Total 02</b>		...
	<b>Total 5053</b>		...
<b>5054 Capital Outlay on Roads and Bridges</b>			
02	Strategic and Border Roads		
337	Road Works		...
	<b>Total 02</b>		...
04	District & Other Roads		
101	Bridges		...
337	Road Works		...
800	Other expenditure		...
04	District & Other Roads- Concl'd.		
	<b>Total 04</b>		...
05	Roads of Interstate or Economic Importance		
052	Machinery and Equipment		...
337	Road Works		...
	<b>Total -05</b>		...
80	General		
800	Other Expenditure		...
	<b>Total 80</b>		...
	<b>Total 5054</b>		...
<b>5055 Capital Outlay on Road Transport</b>			
050	Lands and Buildings		...
102	Acquisition of Fleet		...
103	Workshop Facilities		...
190	Investments in Public Sector and Other Undertakings		...
800	Other expenditure		...
911	Deduct Refund		...
	<b>Total 5055</b>		...
	<b>Total(g) Capital Account of Transport</b>		...
<b>(i) Capital Account of Science Technology and Environment</b>			

## EXPENDITURE DURING AND TO END OF THE YEAR 2006-2007 Contd.

during 2006-2007	Expenditure to the end of- 2006-2007		
Plan	CSS and CPS	Total	(6)
(3)	(4)	(5)	(6)
(In thousands of rupees)			
70,00	...	70,00	25,26,54
70,00	...	70,00	25,26,54
...	...	...	30,95,17
...	...	...	30,95,17
4,53,33	1,52,51	6,05,84	14,45,62
35,34,75	14,12,27	49,47,02	5,29,93,83
...	...	...	12,83,36
39,88,08	15,64,78	55,52,86	5,57,22,81
1,03,54	...	1,03,54	13,02,50
...	2,89,77	2,89,77	13,38,38
1,03,54	2,89,77	3,93,31	26,40,88
...	...	...	75,33
...	...	...	75,33
40,91,62	18,54,55	59,46,17	6,15,34,19
57,42	...	57,42	8,20,27
1,24,82	...	1,24,82	23,55,48
35,32	...	35,32	6,36,31
...	...	...	30,00
...	...	...	64,79
-1,56	...	-1,56	-35,33
2,16,00	...	2,16,00	38,71,52
43,77,62	18,54,55	62,32,17	6,79,32,25

## STATEMENT NO. 13-DETAILED STATEMENT OF CAPITAL

		Expenditure
Heads		Non-Plan
(1)		(2)
		(In thousands of rupees)
<b>C.</b>	<b>CAPITAL ACCOUNT OF ECONOMIC SERVICES -</b>	
<b>(i)</b>	<b>Capital Account of Science Technology and Environment -</b>	
	<b>Concd.</b>	
<b>5425</b>	<b>Capital Outlay on other Scientific and Enviromental</b>	
	<b>Research</b>	
600	Other Services	...
	<b>Total 5425</b>	...
	<b>Total(i)Capital Account of Science Technology and</b>	...
	<b>Environment</b>	...
<b>(j)</b>	<b>Capital Account of General Economic Services</b>	
<b>5452</b>	<b>Capital Outlay on Tourism</b>	
01	Tourist Infrastructure	
101	Tourist Centre	...
102	Tourist Accommodation	...
103	• Tourist Transport	...
190	Investments in Public sector and other undertakings	...
800	Other expenditure	...
	<b>Total 01</b>	...
	<b>Total 5452</b>	...
<b>5465</b>	<b>Investment in general Financial and Trading Institutions</b>	
01	Investments in General Financial Institutions	
190	Investments in Public sector and other undertakings Banks, etc.	...
	<b>Total 01</b>	...
02	Investment in Trading Institutions	
190	Investments in Public sector and other undertakings	...
800	Other expenditure	...
	<b>Total 02</b>	...
	<b>Total 5465</b>	...
	<b>Total(j)Capital Account of General Economic Services</b>	...
	<b>Total C. CAPITAL ACCOUNT OF ECONOMIC SERVICES</b>	...
	<b>Total Expenditure Heads (Capital Account (A+B+C) )</b>	...

Notes :

Out of expenditure of Rs. 3,26,42.11 lakh under Capital Account, and amount of Rs. 1,18.30 lakh was drawn as advance through contingent bills by the various departments during this year. The detailed bills of such advances have not been submitted till the finalisation of Accounts.



## EXPENDITURE DURING AND TO END OF THE YEAR 2006-2007 Concl'd.

during 2006-2007		Expenditure to the end of 2006-2007	
Plan	CSS and CPS	Total	
(3)	(4)	(5)	(6)
(In thousands of rupees)			
44,88	...	44,88	44,88
<b>44,88</b>	...	<b>44,88</b>	<b>44,88</b>
<b>44,88</b>	...	<b>44,88</b>	<b>44,88</b>
2,79,80	16,14,74	18,94,54	41,19,68
34,18	2,29,23	2,63,41	12,15,63
...	...	...	58,12
30,00	...	30,00	7,04,87
...	...	...	2,83,93
<b>3,43,98</b>	<b>18,43,97</b>	<b>21,87,95</b>	<b>63,82,23</b>
<b>3,43,98</b>	<b>18,43,97</b>	<b>21,87,95</b>	<b>63,82,23</b>
...	...	...	40,38
...	...	...	<b>40,38</b>
...	...	...	1,11,38
...	...	...	16,69
...	...	...	<b>1,28,07</b>
...	...	...	<b>1,68,45</b>
<b>3,43,98</b>	<b>18,43,97</b>	<b>21,87,95</b>	<b>65,50,68</b>
<b>1,04,97,68</b>	<b>81,07,23</b>	<b>1,86,04,91</b>	<b>17,71,73,61</b>
<b>1,98,18,80</b>	<b>1,28,23,31</b>	<b>3,26,42,11</b>	<b>28,91,89,92</b>

**STATEMENT NO. 14-DETAILS OF INVESTMENTS  
GOVERNMENT COMPANIES,  
CO-OPERATIVE BANKS AND**

Sl. No.	Name of the Concern	Years of Investment	Details of
No.			Type
(1)	(2)	(3)	(4)
<b>(i) Statutory Corporations</b>			
<b>1</b>	<b>State Bank of Sikkim</b>	1968 1993-94	Equity Shares
		1994-95	*
<b>2</b>	<b>Sikkim Mining Corporation</b>	1960 1992-93 1995-96 1996-97 1997-98 1998-99 1999-00 2000-01 2001-02 2002-03 2003-04 2004-05	Equity Shares -do- -do- -do- -do- -do- -do- -do- -do- -do- -do- -do- -do-
<b>3.</b>	<b>State Trading Corporation</b>	1975-76 to 1978-99 1979-80 1989-90 1990-91 1991-92 1994-95 1995-96	Equity Shares -do- -do- -do- -do- -do- -do-

**OF GOVERNMENT IN STATUTORY CORPORATIONS  
OTHER JOINT-STOCK COMPANIES,  
SOCIETIES, ETC. TO THE END OF 2006-2007**

investment	Face value of each share	Amount invested to the end of 2006-2007	Amount of dividend declared and credited to Government during the year	of	Remarks
(5)	(6)	(7)	(8)	(9)	
(In thousands of rupees)					
26000	100 but called 50	300 238	-	-	During 1993-94 equity share of SBS valued Rs 2,38 was purchased by the Government by paying eight times more than its actual value (Rs.19,08) to the private parties. The investment amount has now been rectified with the actuals of equity share after detailed reconciliation with State Bank of Sikkim and Government.
-	-	38,00	-	-	*Detailed information is awaited
	<b>Total</b>	<b>53,38</b>	-	-	
29245	100	29,25	-	-	
1,22,750	100	1,22,75	-	-	
53,000	100	53,00	-	-	
53,000	100	53,00	-	-	
19,500	100	19,50	-	-	
23,000 (51.49%)	100	23,00	-	-	
23,000	100	23,00	-	-	
68,000	100	68,00	-	-	
50,000 (51%)	100	50,00	-	-	
50,000 (51%)	100	50,00	-	-	
94,000 (51%)	100	94,00	-	-	
26,000 (51%)	100	26,00	-	-	
	<b>Total</b>	<b>6,11,50</b>	-	-	
10,000	100	18,00	-	-	
1,000 (100%)	100	1,00	-	-	
10,577	100	10,58	-	-	
500	100	5,00	-	-	
5,000	100	5,00	-	-	
10,000	100	10,00	-	-	
61,800	100	61,80	-	-	
	<b>Total</b>	<b>1,11,38</b>	-	-	
	<b>Total Statutory Corp.</b>	<b>7,76,26</b>	-	-	



**OF GOVERNMENT IN STATUTORY CORPORATIONS  
OTHER JOINT-STOCK COMPANIES,  
SOCIETIES, ETC. TO THE END OF 2006-2007 Contd.**

investment	Face value of each share	Amount invested to the end of 2006-2007	Amount of dividend declared and credited to Government during the year	Remarks
(5)	(6)	(7)	(8)	(9)
(In thousands of rupees)				
3,800 (100%)	1,000	38,00	-	
200 (100%) (100%)	1,000	2,00	-	
800 (100%)	1,000	8,00	-	
400	1,000	4,00	-	
300	1,000	3,00	-	
8,900 (100%)	1,000	89,00	-	
7,000	1,000	70,00	-	
1,900 (100%)	1,000	19,00	-	
16,000	1,000	1,60,00	-	
6,454 (100%)	1,000	64,54	-	
12,809 (100%)	1,000	1,28,09	-	
17,191 (100%)	1,000	1,71,91	-	
10,000 (100%)	1,000	1,00,00	-	
10,000 (100%)	1,000	1,00,00	-	
14,000	1,000	1,40,00	-	
2,500	1,000	25,00	-	
-	-	76,00	-	
	<b>Total</b>	<b>11,98,54</b>		
830 (100%)	1,000	8,30	-	* As per the decision of the State Government (Finance Deptt.) dated 27.7.88. "It shall open for the company with prior approval of IDBI to credit the dividend accruing and payable to IDBI and the State Government to a special Reserve fund to which only the IDBI and State Government concerned shall have any claim in the event of winding up of liquidation of the company and the amount to special reserve fund may be utilised by the company only for such purpose as are approved by the State Government and the IDBI. No dividend shall be payable other wise than out
1,300 (100%)	1,000	13,00	-	
1,000 (100%)	1,000	10,00	-	
1,000 (100%)	1,000	10,00	-	
1,000 (100%)	1,000	10,00	-	
1,800 (100%)	1,000	18,00	-	
2,200 (100%)	1,000	22,00	-	
1,800 (100%)	1,000	18,00	-	

**STATEMENT NO. 14-DETAILS OF INVESTMENTS  
GOVERNMENT COMPANIES,  
CO-OPERATIVE BANKS AND**

Sl. No.	Name of the Concern	Years of Investment	Details of
No.			Type
(1)	(2)	(3)	(4)
		1986-87	-do-
		1987-88	-do-
		1988-89	-do-
		1989-90	-do-
		1990-91	-do-
		1991-92	-do-
		1992-93	-do-
		1993-94	-do-
		1994-95	-do-
		1995-96	-do-
		1996-97	-do-
		1997-98	*
		1999-00	-do-
		2000-01	-do-
		2001-02	-do-
		2002-03	-do-

**OF GOVERNMENT IN STATUTORY CORPORATIONS  
OTHER JOINT-STOCK COMPANIES,  
SOCIETIES, ETC. TO THE END OF 2006-2007 Contd.**

investment	Face value of each share	Amount invested to the end of 2006-2007	Amount of dividend declared and credited to Government during the year	of	Remarks
(5)	(6)	(7)	(8)	(9)	(9)
<b>(In thousands of rupees)</b>					
2,700 (100%)	1,000	27,00	-		of the profits of the year or the period or any other undistributed profits of company and no dividend shall carry interest as against the Company"
6,300 (100%)	1,000	63,00	-		
5,170 (100%)	1,000	51,70	-		
8,550 (100%)	1,000	85,51	-		
6,000 (100%)	1,000	60,00	-		
8,000 (100%)	1,000	80,00	-		
5,000 (100%)	1,000	50,00	-		
6,000 (100%)	1,000	60,00	-		
5,000 (100%)	1,000	1,50,00	-		
*	*	2,55,00	-		As per our account an amount of Rs. 2,55,00 has been booked as investment. However, corporation stated that it received only Rs.1.00 crore as restructuring grants, Rs.1.50 crores as Chief Minister's Rojgar Yojana and Rs.1.05 crores as share capital. Reply from the Government is awaited.
*	*	3,00,00			As per our account an amount of Rs.3.00 crores was drawn and booked as investment. However, corporation stated that it received Rs.2.00 crores as restructuring Grants and Rs.1.00 crore as Chief Ministers Rojgar Yojana. Reply from the Government is awaited.
*	*	1,31,00			As per account an amount of Rs.1.31 crores was booked as investment. But the corporation stated that they received Rs.76.00 lakhs as share capital and Rs.55.00 lakhs as restructuring grants from Government. Reply from Government is awaited.
*	*	50,00			* Detailed information is awaited.
*	*	30,00			
5,000 (60.30%)	1,000	50,00			
5,000 (61.50%)	1,000	50,00			

**STATEMENT NO. 14-DETAILS OF INVESTMENTS  
GOVERNMENT COMPANIES,  
CO-OPERATIVE BANKS AND**

Sl. No.	Name of the Concern	Years of Investment	Details of
No.			Type
(1)	(2)	(3)	(4)
		2003-04	-do-
		2004-05	-do-
<b>3.</b>	<b>Sikkim Livestock Development Corporation</b>	1976-77	Equity Share
		1979-80	-do-
<b>4.</b>	<b>Sikkim Livestock Development and Processing</b>	1988-89	-do-
		&	
		1989-90	
<b>5.</b>	<b>Sikkim Tourism Development Corporation</b>	1997-98	Equity Share
		1998-99	-do-
		1999-00	-do-
		2000-01	-do-
		2001-02	-do-
		2002-03	-do-
		2003-04	-do-
		2004-05	*
		2005-06	*
		2006-07	Equity Share
<b>6.</b>	<b>Power Development Corporation</b>	1999-00	Equity Share
		2000-01	-do-
		2001-02	-do-
		2002-03	-do-
		2003-04	-do-



OF GOVERNMENT IN STATUTORY CORPORATIONS  
OTHER JOINT-STOCK COMPANIES,  
SOCIETIES, ETC. TO THE END OF 2006-2007 Contd.

investment	Face value of each share	Amount invested to the end of 2006-2007	Amount of dividend declared and credited to Government during the year	of	Remarks
(5)	(6)	(7)	(8)	(9)	(9)
(In thousands of rupees)					
5,000 (63.00%)	1,000	50,00			
1,000 (62.85%)	1,000	10,00			
	<b>Total</b>	<b>16,82,51</b>			
1,400 (100%)	1,000	14,00			
800 (100%)	1,000	8,00	-		
	<b>Total</b>	<b>22,00</b>			
35,000 (100%)	100	35,00	-		
30,000 (100%)	100	30,00			
44,800 (100%)	100	44,80			
44,800 (100%)	100	44,80			
44,800 (100%)	100	44,80			
50,000 (100%)	1,00	50,00			
60,000 (100%)	100	60,00			
40,000 (100%)	100	40,00			
*		50,00			
50,000 (100%)	100	50,00			
30,000	100	30,00			
	<b>Total</b>	<b>7,04,87</b>			
50,000	100	50,00			
50,000	100	50,00			
1,50,000	100	1,50,00			
50,000	100	50,00			
40,000	100	40,00			
	<b>Total</b>	<b>3,40,00</b>			

**STATEMENT NO. 14-DETAILS OF INVESTMENTS  
GOVERNMENT COMPANIES,  
CO-OPERATIVE BANKS AND**

Sl. No.	Name of the Concern	Years of Investment	Details of
No.			Type
(1)	(2)	(3)	(4)
7	<b>Sikkim SC/ST/OBC Finance Development Corporation</b>	2000-01	Equity Share
		2001-02	-do-
		2002-03	-do-
		2003-04	-do-
8.	<b>Sikkim Jewels Company</b>	1972	Equity Share
		1986-87	-do-
		1990-91	-do-
		1991-92	Equity Share
		1992-93	Equity Share
		1994-95	-do-
		1995-96	-do-
		1997-98	-do-
		1999-00	-do-
		2000-01	-do-
		2001-02	-do-
		2002-03	-do-
		2003-04	-do-
		2004-05	-do-
		2005-06	-do-
9.	<b>Sikkim Distilleries Ltd.</b>	1962-63	Preference Share
		1962-63	Equity Share

**OF GOVERNMENT IN STATUTORY CORPORATIONS  
OTHER JOINT-STOCK COMPANIES,  
SOCIETIES, ETC. TO THE END OF 2006-2007 Contd.**

investment	Face value of each share	Amount invested to the end of 2006-2007	Amount of dividend declared and credited to Government during the year	Remarks
(5)	(6)	(7)	(8)	(9)
		(In thousands of rupees)		
		78,60		
*	*	1,50,00		
		50,00		
		50,00		
	<b>Total</b>	<b>3,28,60</b>	#	#Does not include an amount of Rs. 1,09,90 which was invested by the govt. from the year 1995-96 to 1999-2000 by diversion of funds from Revenue heads (M.H. 2225-80-800 other Expenditure). As per budget document investment in SABCO started from the year 2000-01 only.
4,100 (100%)	100	4,10	-	
36,125	100	36,13		
-	-	73,25		
43,460 (100%)	100	43,46		
10,000 (100%)	100	10,00		
5,000	1,000	50,00		
9,100 (100%)	1,000	91,00		
75,000	100	75,00	-	
50,000 (100%)	100	50,00		
30,000	100	30,00		
50,000	100	50,00		
31,000	100	31,00		
50,000	100	50,00		
31,090 (88.51%)	100	31,09		
-	-	3,56,00	-	Detailed information is awaited
	<b>Total</b>	<b>9,81,03</b>	#	# Does not include Rs. 2.05 lakhs, being the conversion of Dividend into Bonus share during 1981-82 as stated by the company due to non receipt of confirmation from the Govt.
350 (100%)	100	35		
34,963	5	1,75		

**STATEMENT NO. 14-DETAILS OF INVESTMENTS**  
**GOVERNMENT COMPANIES,**  
**CO-OPERATIVE BANKS AND**

Sl. No.	Name of the Concern	Years of Investment	Details of
No.			Type
(1)	(2)	(3)	(4)
		At the end of 1995-96	-do-
10	Star Cinema	1962	Share Capital
11	Denzong Cinema	1962	Share Capital
12	Sikkim Flour Mills Limited	1977-78 to 1979-80 1980-81 1981-82 1982-83 1985-86 1986-87 1987-88 1988-89 1989-90 1990-91 1991-92 2000-01 2001-02	Equity Share     -do- -do- -do- -do- -do- -do- -do- Equity Share -do- -do- -do- -do-
13.	Cold Storage	1987-88 1988-89 1989-90 1992-93	* * * Equity Shares

OF GOVERNMENT IN STATUTORY CORPORATIONS  
OTHER JOINT-STOCK COMPANIES,  
SOCIETIES, ETC. TO THE END OF 2006-2007 Contd.

investment	Face value of each share	Amount invested to the end of 2006-2007	Amount of dividend declared and credited to Government during the year	Remarks
(5)	(6)	(7)	(8)	(9)
(In thousands of rupees)				
The bonus dividend of such investment were converted into equity share in each year. At the end of 1995-96 the position of Government Share and face value of share has increased to Rs.2,41,24 (i.e. Rs. 1,74 + converted dividend Rs. 2,39,49)				
48,24,817	5	2,41,24	53,07	
	<b>Total</b>	<b>2,41,59</b>		
1,750	100	1,75		
1,750	100	1,75	-	
43,000	1,000	43,00	-	As per information furnished by the Govt., the Sikkim Flour Mills Ltd. was lease out by the Govt. @ of Rs. 16,52 per annum.
900	1,000	9,00	-	The lease out amount of Rs. 16,52 was credited in the concerned functional M.H.
2,900	1,000	29,00	-	0852 of the Department during this year.
1,100	1,000	11,00	-	
600	1,000	6,00	-	
1,700	1,000	17,00	-	
1,100	1,000	11,00	-	
*	*	8,00	-	
3,325 (100%)	1000	3,33	-	
*	*	18,00	-	
500	1,000	5,00	-	
		22,50	-	
		51,34	-	
	<b>Total</b>	<b>2,44,16</b>		
*	*	11,00	-	As per the information received from the Government, Cold Storage was lease out by the Government @ of Rs. 90 per annum and credited in concerned functional M.H. 0852 of the Department during this year.
*	*	5,00	-	
*	*	1,90	-	
1,000 (100%)	1,000	10,00	-	
	<b>Total</b>	<b>27,90</b>		

**STATEMENT NO. 14-DETAILS OF INVESTMENTS  
GOVERNMENT COMPANIES,  
CO-OPERATIVE BANKS AND**

Sl. No.	Name of the Concern	Years of Investment	Details of
No.			Type
(1)	(2)	(3)	(4)
14.	Indian Telephone Industries	1990-91 1991-92 1992-93	* * *
15.	Ginger Processing Plant	1990-91	Equity Share
16.	Investment in B.O.G.Ltd.	1990-91 1991-92	* *
17.	Chanmari Work Shop and Automobiles Ltd.	1988-89	*
18.	M/S Sikkim Precision Industries Ltd	1999-2000 2000-2001 2001-2002 2002-2003	Equity Share -do-
19.	Sikkim Himalayan Orchid Ltd.	2001-2002	Equity Share
20.	Sikkim Flora Ltd.	2002-2003	*
<b>(iii) Bank and Co-operative Societies</b>			
1	State Bank of India	1966	Equity Share
2.	Sikkim Consumers Co-operative Society (SIMFED)	1975-76 1976-77 1997-98 2000-01 2001-02 2002-03 2006-07	-do-  * *  Ordinary Equity Share

**OF GOVERNMENT IN STATUTORY CORPORATIONS  
OTHER JOINT-STOCK COMPANIES,  
SOCIETIES, ETC. TO THE END OF 2006-2007 Contd.**

investment	Face value of each share	Amount invested to the end of 2006-2007	Amount of dividend declared and credited to Government during the year	of	Remarks
(5)	(6)	(7)	(8)		(9)
<b>(In thousands of rupees)</b>					
*	*	9,91	-		
*	*	12,05	-		* Detailed information is awaited
*	*	3,98	-		
	<b>Total</b>	<b>25,94</b>	-		
*	*	1,00	-		
*	*	5			*Detailed information is awaited
*	*	13,97			
	<b>Total</b>	<b>14,03</b>			
*	*	30,00			*Detailed information is awaited
5,000 (100%)	1,000	50,00			
-do-	-do-	50,00			
		2,01,00			
		69,00			
	<b>Total</b>	<b>3,70,00</b>			
1,60,000 (40%)	10	16,00			
*	*	15,00			
75	350	26	-		
12,320	25	3,08	-		
4,000	25	1,00	-		
*	*	2,00	-		* Detailed information is awaited
*	*	28,25			
		10,50			
4,000	100	14,00			
NA	NA	40,00			
	<b>Total</b>	<b>98,83</b>			

**STATEMENT NO. 14-DETAILS OF INVESTMENTS  
GOVERNMENT COMPANIES,  
CO-OPERATIVE BANKS AND**

Sl. No.	Name of the Concern	Years of Investment	Details of
No.			Type
(1)	(2)	(3)	(4)
3.	<b>Multipurpose Co-operative Society</b>	1997-98	*
		2000-01	Equity Share
		2001-02	
		2002-03	Ordinary
		2004-05	Equity Share
		2005-06	Equity Share
4.	<b>Investment in Sikkim State Co-operative Bank (SISCO)</b>	1996-97	*
		1997-98	*
		1998-99	*
		2000-01	*
		2001-02	
		2002-03	Ordinary
		2003-04	Ordinary
		2005-06	Equity
		2006-07	Equity
5.	<b>Sikkim Dairy Co-operative Society (Sikkim Milk Union)</b>	2000-2001	*
		2001-2002	
6.	<b>Joint Ventures</b>	1992-93	*
		1994-95	*
7.	<b>Wood Working Centre, Singtam *</b>	1977-78	Equity Shares
8.	<b>Sang Martam Tea Growers C.S. Ltd</b>	2002-03	Ordinary



**OF GOVERNMENT IN STATUTORY CORPORATIONS  
OTHER JOINT-STOCK COMPANIES,  
SOCIETIES, ETC. TO THE END OF 2006-2007 Concd.**

investment	Face value of each share	Amount invested to the end of 2006-2007	Amount of dividend declared and credited to Government during the year	of	Remarks
(5)	(6)	(7)	(8)	(9)	
(In thousands of rupees)					
*	*	3,50	-		
21,000	100	21,00			
		17,40			
3,800	100	3,80			
5,000	300	65,00			
20,000	250 (90%)				
300	100	90			
300	100				
300	100				
	<b>Total</b>	<b>1,11,60</b>			
*	*	10,00			
*	*	45,00			
*	*	45,00			
*	*	3,70,00			
		3,70,00			
21,700	100	21,70			
31,800	100	31,80			
20,000	100	20,00			
NA	NA	22,10			
	<b>Total</b>	<b>9,35,60</b>			
*	*	1,00			* Detailed information is awaited
		2,00			
	<b>Total</b>	<b>3,00</b>			
*	*	8,00			* Detailed information is awaited
*	*	42,92			
	<b>Total</b>	<b>50,92</b>			
1,020	100	1,02			
1,000	100	1,00			
<b>Total - Bank and Co-operative Societies</b>		<b>11,40,13</b>	<b>76.21</b>		* During this year Government Received total Dividend of Rs. 76.21. The details of Corporation/Companies from which the dividend received still awaited
	<b>GRAND TOTAL</b>	<b>83,40,15</b>	<b>76.21</b>		

**RECONCILIATION STATEMENT BETWEEN STATEMENT NO. 13 AND  
STATEMENT NO. 14 DURING 2006-2007**

<b>Investment as per Statement No. 13</b>		<b>Investment as per Statement No. 14</b>	
	<i>(in thousands of rupees)</i>		<i>(in thousands of rupees)</i>
<b>4425 Capital outlay on Co-operation</b>			
108 Investment in other co-			
66 Other co-operatives	40,00	(i) Investment in other co-operatives	40,00
<b>200 Other Investment</b>			
63 APEX Bank (SISCO)	22,10	(ii) Investment in SIMFED	22,10
<b>5452 Capital Outlay on Tourism</b>			
190 Investment in Public Sector and Other Undertaking			
50 Investment in Sikkim Tourism Development Corporation	30,00	Tourism Development Corporation	30,00
<b>Total</b>	<b>92,10</b>		<b>92,10</b>

**STATEMENT NO. 15 SHOWING THE CAPITAL AND OTHER EXPENDITURE (OTHER THAN ON  
REVENUE ACCOUNT) TO THE END OF 2006-2007 AND THE PRINCIPAL SOURCES FROM WHICH  
THE FUNDS WERE PROVIDED FOR THE EXPENDITURE**

	On 1st April 2006	During the year 2006-2007	On 31st March March 2007
(In lakhs of rupees)			
<b>Capital and Other Expenditure</b>			
<b>Capital Expenditure</b>			
<b>Total-A. Capital Account Of General Services</b>	<b>1,26,24.96</b>	<b>21,05.81</b>	<b>1,47,30.77</b>
<b>B. Capital Account Of Social Services</b>			
(a) Capital Account of Education, Sports, Art and Culture	2,15,88.11	25,23.75	2,41,11.86
(b) Capital Account of Health and Family Welfare	82,12.68	1,91.84	84,04.52
(c) Capital Account of Water Supply, Sanitation, Housing and Urban Development	5,41,80.39	88,85.78	6,30,66.17
(e) Capital Account of Welfare of Scheduled Castes, Scheduled Tribes and other Backward Classes	11,05.14	2,82.07	13,87.21
(g) Capital Account of Social Welfare and Nutrition	2,66.01	47.95	3,13.96
(h) Capital Account of Other Social Services	1.82	...	1.82
<b>Total-B. Capital Account Of Social Services</b>	<b>8,53,54.15</b>	<b>1,19,31.39</b>	<b>9,72,85.54</b>
<b>C. Capital Account Of Economic Services</b>			
(a) Capital Account of Agriculture and Allied Activities	54,37.77	5,77.41	60,15.18
(b) Capital Account of Rural Development	28,35.68	25,11.23	53,46.91
(c) Capital Account of Special Areas Programme	52,34.98	26,13.05	78,48.03
(d) Capital Account of Irrigation and Flood Control	17,29.48	2,47.17	19,76.65
(e) Capital Account of Energy	7,02,40.40	38,16.33	7,40,56.73

**STATEMENT NO. 15 SHOWING THE CAPITAL AND OTHER EXPENDITURE (OTHER THAN ON REVENUE ACCOUNT) TO THE END OF 2006-2007 AND THE PRINCIPAL SOURCES FROM WHICH THE FUNDS WERE PROVIDED FOR THE EXPENDITURE Contd.**

	On 1st April 2006	During the year 2006-2007	On 31st March March 2007
(In lakhs of rupees)			
<b>Capital and Other Expenditure Contd.</b>			
<b>Capital Expenditure Concltd.</b>			
<b>C. Capital Account Of Economic Services- Concltd.</b>			
(f) Capital Account of Industry and Minerals	70,27.59	3,74.71	74,02.30
(g) Capital Account of Transport	6,17,00.07	62,32.18	6,79,32.25
(i) Capital Account of Science Technology and Environment	...	44.88	44.88
(j) Capital Account of General Economic Services	43,62.73	21,87.95	65,50.68
<b>Total-C. Capital Account Of Economic Services</b>	<b>15,85,68.70</b>	<b>1,86,04.91</b>	<b>17,71,73.61</b>
<b>Total: Capital Expenditure</b>	<b>25,65,47.81</b>	<b>3,26,42.11</b>	<b>28,91,89.92</b>
<b>F. Loans And Advances</b>			
<b>II. Loans for Social Services</b>			
(ii) Loans for Health and Family Welfare	46.70	-1.17	45.53
(iii) Loans for Water Supply, Sanitation, Housing and Urban Development	38.24	-38.24	...
<b>III. Loans for Economic Services</b>			
(i) Loans for Agriculture and Allied Activities	96.81	...	96.81
(vi) Loans for Industry and Minerals	3,11.65	...	3,11.65
(vii) Loans for Transport	1.38	...	1.38
(x) Loans for General Economic Services	0.02	...	0.02

**STATEMENT NO. 15 SHOWING THE CAPITAL AND OTHER EXPENDITURE (OTHER THAN ON  
REVENUE ACCOUNT) TO THE END OF 2006-2007 AND THE PRINCIPAL SOURCES FROM WHICH  
THE FUNDS WERE PROVIDED FOR THE EXPENDITURE Contd.**

	On 1st April 2006	During the year 2006-2007	On 31st March March 2007
<b>(In lakhs of rupees)</b>			
<b>CAPITAL AND OTHER EXPENDITURE-Concl.</b>			
IV. Loans to Government Servants, etc	63.82	-18.75	45.07
V. Miscellaneous Loans	50.33	...	50.33
<b>Total-F. Loans And Advances</b>	<b>6,08.95</b>	<b>-58.16</b>	<b>5,50.79</b>
<b>H. Transfer To Contingency Fund</b>			
<b>Total-H. Transfer To Contingency Fund</b>	<b>1,00.00</b>	...	<b>1,00.00</b>
<b>Total: Capital and other Expenditure</b>	<b>25,72,56.76</b>	<b>3,25,83.95</b>	<b>28,98,40.71</b>
<b>Principal Sources of Funds</b>			
Revenue Surplus / Deficit	14,04,19.34	2,28,97.92	16,33,17.26
<b>Debt</b>			
Internal Debt of the State Government	5,69,21.21	1,06,46.55	6,75,67.76
Loans and Advances from the Central Government	3,27,67.87	-2,75.05	3,24,92.82
Small Savings, Provident Funds, etc.	3,04,88.48	16,25.17	3,21,13.65
<b>Total Outstanding debt</b>	<b>12,01,77.56</b>	<b>1,19,96.67</b>	<b>13,21,74.23</b>
Contingency Fund	90.00	10.00	1,00.00
Reserve Fund	11,90.70	-9,85.65	2,05.05

**STATEMENT NO. 15 SHOWING THE CAPITAL AND OTHER EXPENDITURE (OTHER THAN ON  
REVENUE ACCOUNT) TO THE END OF 2006-2007 AND THE PRINCIPAL SOURCES FROM WHICH  
THE FUNDS WERE PROVIDED FOR THE EXPENDITURE Concl'd.**

	On 1st April 2006	During the year 2006-2007	On 31st March March 2007
(In lakhs of rupees)			
Net balance under Deposit and Advances etc. Other than those shown separately	61,31.70	11,23.04	72,54.74
Remittances	* 73,13.27	11,91.97	85,05.24
<b>Total Debt and Other Obligation</b>	<b>13,49,03.23</b>	<b>1,33,36.03</b>	<b>14,82,39.26</b>
<b>Deduct</b>			
(i) Cash Balances	1,70,92.58	-1,06,74.00	64,18.58
(ii) Investments	9,76.00	1,43,24.00	1,53,00.00
<b>Net-Provision of Funds</b>	<b>** 25,72,53.99</b>	<b>3,25,83.95</b>	<b>28,98,37.94</b>

\* Difference of Rs. 0.82 lakhs in opening balance is due to non- incorporation of figure of Major Head 8786 in previous year.

\*\* Difference of Rs. 1.97 lakhs occurred due to proforma rectification carried under Loans & Advances during 1980-81.

---

---

**B - DEBT, CONTINGENCY FUND  
AND PUBLIC ACCOUNT**

---

---

STATEMENT NO.

DETAILED STATEMENT OF RECEIPTS, DISBURSEMENTS

ACCOUNTS RELATING TO DEBT, DEPOSIT,

Head of Account	Opening Balance
(In thousands of rupees)	
<b>PART I - CONSOLIDATED FUND</b>	
<b>I Receipts Heads (Revenue Account)</b>	...
<b>II Expenditure Heads (Revenue Account)</b>	...
<b>III Expenditure Heads (Capital Account)</b>	...
<b>E. Public Debt (b)</b>	
6003 Internal Debt of the State Government	Cr 5,69,21,21
6004 Loans and Advances from the Central Government	Cr 3,27,67,87
<b>Total - E. Public Debt (b)</b>	<b>Cr 8,96,89,08</b>
<b>F. LOANS AND ADVANCES</b>	
6210 Loans for Medical and Public Health	Dr 46,70
6216 Loans for Housing	Dr 38,24
6401 Loans for Crop Husbandry	Dr 16,00
6403 Loans for Animal Husbandry	Dr 15,35
6404 Loans for Dairy Development	Dr 13,13
6405 Loans for Fisheries	Dr 4,78
6406 Loans for Forestry and Wild Life	Dr 4,48
6425 Loans for Co-operation	Dr 43,07
6851 Loans for Village and Small Industries	Dr 1,65
6860 Loans for Consumer Industries	Dr 92,99
6885 Loans for other Industries and Minerals	Dr 2,17,01
7075 Loans for other Transport Services	Dr 1,38
7452 Loans for Tourism	Dr 2
7610 Loans to Government Servants, etc	Dr 63,82



AND BALANCES UNDER HEADS OF  
CONTINGENCY FUND AND PUBLIC ACCOUNT

Receipts	Disbursements		Closing Balance
(In thousands of rupees)			
21,16,54,07	...		...
...	18,87,56,14		...
...	3,26,42,11		...
1,32,22,15	25,75,60	Cr	6,75,67,76
10,52,39	13,27,44	Cr	3,24,92,82
<b>1,42,74,54</b>	<b>39,03,04</b>	<b>Cr</b>	<b>10,00,60,58</b>
1,17	...	Dr	45,53
38,24	...		...
...	...	Dr	16,00
...	...	Dr	15,35
...	...	Dr	13,13
...	...	Dr	4,78
...	...	Dr	4,48
...	...	Dr	43,07
...	...	Dr	1,65
...	...	Dr	92,99
...	...	Dr	2,17,01
...	...	Dr	1,38
...	...	Dr	2
38,75	20,00	Dr	45,07

STATEMENT NO.

DETAILED STATEMENT OF RECEIPTS, DISBURSEMENTS

ACCOUNTS RELATING TO DEBT, DEPOSIT,

Head of Account	Opening Balance
(In thousands of rupees)	
<b>Part I- Consolidated Fund - Concl.</b>	
<b>F. LOANS AND ADVANCES - Concl.</b>	
7615 Miscellaneous Loans	Dr 50,33
<b>Total - F. LOANS AND ADVANCES</b>	<b>Dr 6,08,95</b>
<b>H. TRANSFER TO CONTINGENCY FUND</b>	
7999 Appropriation to the Contingency Fund	...
<b>Total - H. TRANSFER TO CONTINGENCY FUND</b>	...
<b>Total :- Part - I Consolidated Fund</b>	
 <b>PART II - CONTINGENCY FUND</b>	
8000 Contingency Fund	
201 Appropriation from the Consolidated Fund	Cr 1,00,00
2012 - President, Vice-President/Governor/Administrator of Union Territories	Dr 10,00
<b>Total :- Part - II Contingency Fund</b>	<b>Cr 90,00</b>
 <b>PART III - PUBLIC ACCOUNT</b>	
<b>I. SMALL SAVINGS, PROVIDENT FUNDS, ETC.</b>	
<b>(b) Provident Funds</b>	
<b>8009 State Provident Funds</b>	
01 Civil	
101 General Provident Funds	Cr 2,92,44,58
<b>Total - 8009 State Provident Funds</b>	<b>Cr 2,92,44,58</b>
<b>Total -(b)Provident Funds</b>	<b>Cr 2,92,44,58</b>
<b>(c) Other Accounts</b>	

16 - Contd.

AND BALANCES UNDER HEADS OF  
CONTINGENCY FUND AND PUBLIC ACCOUNT

Receipts	Disbursements		Closing Balance
(In thousands of rupees)			
...	...	Dr	50,33
78,16	20,00	Dr	5,50,79
...	...	...	...
...	...	...	...
22,60,06,77	22,53,21,29		
...	...	Cr	1,00,00
10,00	...	...	...
10,00	...	Cr	1,00,00
77,58,21	63,23,60	Cr	3,06,79,19
77,58,21	63,23,60	Cr	3,06,79,19
77,58,21	63,23,60	Cr	3,06,79,19

## DETAILED STATEMENT OF RECEIPTS, DISBURSEMENTS

## ACCOUNTS RELATING TO DEBT, DEPOSIT,

Head of Account	Opening Balance
(In thousands of rupees)	
<b>Part III- Public Account - Contd.</b>	
<b>I. SMALL SAVINGS, PROVIDENT FUNDS, ETC. - Concl'd.</b>	
<b>(c) Other Accounts - Concl'd.</b>	
<b>8011 Insurance and Pension Funds</b>	
105 State Government Insurance Fund	Cr 2,64
107 State Government Employees' Group Insurance Scheme	Cr 12,41,26
<b>Total - 8011 Insurance and Pension Funds</b>	<b>Cr 12,43,90</b>
<b>Total -(c)Other Accounts</b>	<b>Cr 12,43,90</b>
<b>Total - I. SMALL SAVINGS, PROVIDENT FUNDS, ETC.</b>	<b>Cr 3,04,88,48</b>
<b>J. RESERVE FUND</b>	
<b>(b) Reserve Funds not bearing Interest</b>	
<b>8222 Sinking Funds</b>	
01 Appropriation for reduction or avoidance of Debt	
101 Sinking Funds	Cr 66,93,16
02 Sinking Fund Investment Account	
101 Sinking Fund-Investment Account	Dr 66,93,16
<b>Total - 8222 Sinking Funds</b>	
<b>Gross</b>	<b>Cr 66,93,16</b>
<b>Investment</b>	<b>Dr 66,93,16</b>
<b>8235 General and Other Reserve Funds</b>	
111 Calamity Relief Fund	Cr 10,55,24
112 Calamity Relief Fund - Investment Account	Dr 2,50,00
117 Guarantee Redemption Fund	Cr 1,72,00
120 Guarantee Redemption Fund Investment Account	Dr 1,72,00

16 - Contd.

AND BALANCES UNDER HEADS OF  
CONTINGENCY FUND AND PUBLIC ACCOUNT

Receipts	Disbursements		Closing Balance
(In thousands of rupees)			
2	...	Cr	2,66
2,44,33	53,79	Cr	14,31,80
<b>2,44,35</b>	<b>53,79</b>	<b>Cr</b>	<b>14,34,46</b>
<b>2,44,35</b>	<b>53,79</b>	<b>Cr</b>	<b>14,34,46</b>
<b>80,02,56</b>	<b>63,77,39</b>	<b>Cr</b>	<b>3,21,13,65</b>

11,73,00	...	Cr	78,66,16
...	11,73,00	Dr	78,66,16
<b>11,73,00</b>	<b>...</b>	<b>Cr</b>	<b>78,66,16</b>
<b>...</b>	<b>11,73,00</b>	<b>Dr</b>	<b>78,66,16</b>

10,77,85	17,61,99	Cr	3,71,10
6,53,00	6,03,00	Dr	2,00,00
2,00,00	...	Cr	3,72,00
...	2,00,00	Dr	3,72,00

STATEMENT NO.

DETAILED STATEMENT OF RECEIPTS, DISBURSEMENTS

ACCOUNTS RELATING TO DEBT, DEPOSIT,

Head of Account	Opening Balance
(In thousands of rupees)	
<b>Part III- Public Account - Contd.</b>	
<b>J. RESERVE FUND - Concl'd.</b>	
<b>(b) Reserve Funds not bearing Interest - Concl'd.</b>	
8235 General and Other Reserve Funds - Concl'd.	
200 Other Funds	Cr 3,85,46
<b>Total - 8235 General and Other Reserve Funds</b>	
<b>Gross</b>	<b>Cr 16,12,70</b>
<b>Investment</b>	<b>Dr 4,22,00</b>
<b>Total -(b) Reserve Funds not bearing Interest</b>	
<b>Gross</b>	<b>Cr 83,05,86</b>
<b>Investment</b>	<b>Dr 71,15,16</b>
<b>Total - J. RESERVE FUND</b>	
<b>Gross</b>	<b>Cr 83,05,86</b>
<b>Investment</b>	<b>Dr 71,15,16</b>
<b>K. DEPOSIT AND ADVANCES</b>	
<b>(a) Deposits bearing Interest</b>	
8342 Other Deposits	
117 Defined Contribution Pension Scheme for Government Employees	...
<b>Total - 8342 Other Deposits</b>	
<b>Total -(a) Deposits bearing Interest</b>	
<b>(b) Deposits not bearing Interest</b>	
8443 Civil Deposits	
101 Revenue Deposits	Cr 2,82,53
102 Customs and opium Deposits	Cr 15

16 - Contd.

AND BALANCES UNDER HEADS OF  
CONTIGENCY FUND AND PUBLIC ACCOUNT

Receipts	Disbursements		Closing Balance
(In thousands of rupees)			
...	3,51,52	Cr	33,94
12,77,85	21,13,51	Cr	7,77,04
6,53,00	8,03,00	Dr	5,72,00
24,50,85	21,13,51	Cr	86,43,20
6,53,00	19,76,00	Dr	84,38,16
24,50,85	21,13,51	Cr	86,43,20
6,53,00	19,76,00	Dr	84,38,16
13,47	...	Cr	13,47
13,47	...	Cr	13,47
13,47	...	Cr	13,47
2,83	...	Cr	2,85,36
...	...	Cr	15

## DETAILED STATEMENT OF RECEIPTS, DISBURSEMENTS

## ACCOUNTS RELATING TO DEBT, DEPOSIT,

Head of Account	Opening Balance
(In thousands of rupees)	
<b>Part III- Public Account - Contd.</b>	
<b>K. DEPOSIT AND ADVANCES - Contd.</b>	
<b>(b) Deposits not bearing Interest - Concl.</b>	
8443 Civil Deposits - Concl.	
103 Security Deposit	Cr 3,96,56
104 Civil Court Deposit	Cr 1,18,54
106 Personal Deposits	Cr 27
107 Trust Interest Funds	Cr 2,79
108 PWD Deposit	Cr 11,25,20
109 Forest Deposits	Cr 2,28,36
111 Other Deposit	Cr 2,16
113 Deposits for purchase etc, abroad	Cr 63
115 Deposits received by Govt. Commercial Undertakings	Cr 24
117 Deposits for work done for Public bodies or private individuals	Cr 25,91
118 Deposits of fees received by Govt. servants for work done for private bodies	Cr 27
121 Deposits in Connection with Elections	Cr 5,81
123 Deposits of Educational Institutions	Cr 21
800 Other Deposit	Cr 3,08,41
<b>Total - 8443 Civil Deposits</b>	<b>Cr 24,98,04</b>
<b>8448 Deposits of Local Funds</b>	
109 Panchayat Bodies Funds	Cr 1,20
<b>Total - 8448 Deposits of Local Funds</b>	<b>Cr 1,20</b>
<b>Total -(b) Deposits not bearing Interest</b>	<b>Cr 24,99,24</b>
<b>(c) Advances</b>	



16 - Contd.

AND BALANCES UNDER HEADS OF  
CONTINGENCY FUND AND PUBLIC ACCOUNT

Receipts	Disbursements		Closing Balance
(In thousands of rupees)			
1,63,70	1,86,17	Cr	3,74,09
4	...	Cr	1,18,58
...	...	Cr	27
...	...	Cr	2,79
18,07,35	13,29,84	Cr	16,02,71
4,66,41	4,01,74	Cr	2,93,03
...	...	Cr	2,16
...	...	Cr	63
...	...	Cr	24
18,91	...	Cr	44,82
...	...	Cr	27
...	...	Cr	5,81
...	...	Cr	21
-2,76	6,16	Cr	2,99,49
<b>24,56,48</b>	<b>19,23,91</b>	<b>Cr</b>	<b>30,30,61</b>
...	...	Cr	1,20
...	...	Cr	1,20
<b>24,56,48</b>	<b>19,23,91</b>	<b>Cr</b>	<b>30,31,81</b>

## DETAILED STATEMENT OF RECEIPTS, DISBURSEMENTS

## ACCOUNTS RELATING TO DEBT, DEPOSIT,

Head of Account	Opening Balance
(In thousands of rupees)	
<b>Part III- Public Account - Contd.</b>	
<b>K. DEPOSIT AND ADVANCES - Concl'd.</b>	
<b>(c) Advances - Concl'd.</b>	
<b>8550 Civil Advances</b>	
101 Forest Advances	Dr 1,50
104 Other Advances	Dr 1,01,83
<b>Total - 8550 Civil Advances</b>	<b>Dr 1,03,33</b>
<b>Total -(c)Advances</b>	<b>Dr 1,03,33</b>
<b>Total - K. DEPOSIT AND ADVANCES</b>	<b>Cr 23,95,91</b>
<b>L. SUSPENSE AND MISCELLANEOUS</b>	
<b>(b) Suspense</b>	
<b>8658 Suspence Accounts</b>	
101 Pay and Accounts Office -Suspense	Dr 2,57,09
102 Suspense Account (Civil)	Cr 4,52
123 A.I.S Officers' Group Insurance Scheme	Cr 3,90
135 Cash Settlement between A.G. Sikkim and Other State	Dr 3,07
<b>Total - 8658 Suspence Accounts</b>	<b>Dr 2,51,74</b>
<b>Total -(b)Suspense</b>	<b>Dr 2,51,74</b>
<b>(c) Other Accounts</b>	
<b>8670 Cheques and Bills</b>	
103 Departmental Cheques	Cr 12,37,33
104 Treasury Cheques	Cr 30,23,88
<b>Total - 8670 Cheques and Bills</b>	<b>Cr 42,61,21</b>

16 - Contd.

AND BALANCES UNDER HEADS OF  
CONTINGENCY FUND AND PUBLIC ACCOUNT

Receipts	Disbursements		Closing Balance
(In thousands of rupees)			
...	...	Dr	1,50
...	...	Dr	1,01,83
...	...	Dr	1,03,33
...	...	Dr	1,03,33
24,69,95	19,23,91	Cr	29,41,95
*-1,28	-13,54	Dr	2,44,83
-3,59	36,26	Dr	35,33
-3,68	...	Cr	22
...	-1,96	Dr	1,11
-8,55	20,76	Dr	2,81,05
-8,55	20,76	Dr	2,81,05
1,98,06,43	1,95,67,73	Cr	14,76,03
9,21,88,32	9,18,35,04	Cr	33,77,16
11,19,94,75	11,14,02,77	Cr	48,53,19

\* The minus figure is under investigation.

STATEMENT NO.

DETAILED STATEMENT OF RECEIPTS, DISBURSEMENTS  
ACCOUNTS RELATING TO DEBT, DEPOSIT,

Head of Account	Opening Balance
(In thousands of rupees)	
<b>Part III- Public Account - Contd.</b>	
<b>L. SUSPENSE AND MISCELLANEOUS - Concl.</b>	
<b>(c) Other Accounts - Concl.</b>	
8671 Departmental Balances	
101 Civil	Dr 36,94
<b>Total - 8671 Departmental Balances</b>	<b>Dr 36,94</b>
8672 Permanent Cash Imprest	
101 Civil	Dr 38,08
<b>Total - 8672 Permanent Cash Imprest</b>	<b>Dr 38,08</b>
8673 Cash Balance Investment Account	
101 Cash Balance Investment Account	Dr 9,76,00
<b>Total - 8673 Cash Balance Investment Account</b>	<b>Dr 9,76,00</b>
<b>Total -(c)Other Accounts</b>	<b>Cr 32,10,19</b>
<b>(e) Miscellaneous</b>	
8680 Miscellaneous Government Accounts	
102 Writes-off from Heads of Account closing to balance	..
<b>Total - 8680 Miscellaneous Government Accounts</b>	<b>...</b>
<b>Total -(e)Miscellaneous</b>	<b>...</b>
<b>Total - L. SUSPENSE AND MISCELLANEOUS</b>	<b>Cr 27,59,79</b>
<b>M. REMITTANCES</b>	
<b>(a) Money Orders, and other Remittances</b>	
8782 Cash Remittances and adjustments between officers rendering accounts to the same Accounts Officer	
102 Public Works Remittances	Cr 66,87,11
103 Forest Remittances	Cr 6,09,28

16 - Concl.

AND BALANCES UNDER HEADS OF  
CONTIGENCY FUND AND PUBLIC ACCOUNT

Receipts	Disbursements		Closing Balance
(In thousands of rupees)			
64,70,01	65,81,66	Dr	* 93,95
4,56,45,23	4,44,53,26	Cr	85,06,06
4,56,45,23	4,44,53,26	Cr	85,06,06
...	...	Dr	82
...	...	Dr	82
4,56,45,23	4,44,53,26	Cr	85,05,24
24,00,80,56	25,14,50,04	Cr	3,27,78,67
46,60,97,33	47,67,71,33		
1,70,92,58	64,18,58		
48,31,89,91	48,31,89,91		

\* Debit balance under 8782 - 108 arises due to non-acknowledgement of Cash Remittances of State Lotteries.

## STATEMENT NO. 17 DETAILED STATEMENT OF DEBT

Description of Debts	Balance as on 1st April 2006
1	2
(In thousands of rupees)	
<b>E. Public Debt</b>	
<b>6003 Internal Debt of the State Government</b>	
101 Market Loans	4,20,02,51
103 Loans from Life Insurance Corporation of India	68,91,11
104 Loans from General Insurance Corporation of India	1,38,05
105 Loans from NABARD	16,91,28
106 Compensation and other Bonds	47,80,20
108 Loans from National Co-operative Development Corporation	23
109 Loans from other Institutions	14,17,83
<b>Total 6003 Internal Debt of the State Government</b>	<b>5,69,21,21</b>
<b>6004 Loans and Advances from the Central Government</b>	
01 Non-Plan Loans	
102 Share of Small Savings Collections	88,49,86
201 House Building Advances	48,75
<b>Total - 01 Non-Plan Loans</b>	<b>88,98,61</b>
02 Loans for State/Union Territory Plan Schemes	
101 Block Loans	2,16,62,39
<b>Total - 02 Loans for State/Union Territory Plan Schemes</b>	<b>2,16,62,39</b>
04 Loans for Centrally Sponsored Plan Schemes	
800 Other loans	13,63,27
<b>Total - 04 Loans for Centrally Sponsored Plan Schemes</b>	<b>13,63,27</b>
05 Loans for Special Schemes	
101 Schemes of North Eastern Council	3,49,50
<b>Total - 05 Loans for Special Schemes</b>	<b>3,49,50</b>
07 Pre-1984-85 Loans	
107 Pre-1979-80 consolidated loans re consolidated into 25 year and 30	1,16,64
108 1979-84 consolidated Loans	3,77,46
<b>Total - 07 Pre-1984-85 Loans</b>	<b>4,94,10</b>
<b>Total 6004 Loans and Advances from the Central Government</b>	<b>3,27,67,87</b>
<b>Total- E. Public Debt</b>	<b>8,96,89,08</b>
<b>I. Small Savings, Provident Funds, Etc.</b>	
<b>(B) Provident Funds</b>	
<b>8009 State Provident Funds</b>	
01 Civil	
101 General Provident Funds	2,92,44,58
<b>Total - 01 Civil</b>	<b>2,92,44,58</b>
<b>Total 8009 State Provident Funds</b>	<b>2,92,44,58</b>
<b>Total- (B) Provident Funds</b>	<b>2,92,44,58</b>
<b>(C) Other Accounts</b>	
<b>8011 Insurance and Pension Funds</b>	
105 State Government Insurance Fund	2,64
107 State Government Employees' Group Insurance Scheme	12,41,26

## AND OTHER INTEREST BEARING OBLIGATIONS OF GOVERNMENT

Additions during the year 2006-2007 3	Discharges during the year 2006-2007 4	Balance as on 31st March Mar-07 5
(In thousands of rupees)		
1,14,61,00	17,21,00	5,17,42,51
9,64,00	3,39,42	75,15,69
...	2,56	1,35,49
7,53,15	81,34	23,63,09
...	2,39,01	45,41,19
...	...	23
44,00	1,92,27	12,69,56
<b>1,32,22,15</b>	<b>25,75,60</b>	<b>6,75,67,76</b>
5,66,00	1,10,90	93,04,96
5,49	8,75	45,49
<b>5,71,49</b>	<b>1,19,65</b>	<b>93,50,45</b>
79,10	10,61,72	2,06,79,77
<b>79,10</b>	<b>10,61,72</b>	<b>2,06,79,77</b>
4,01,80	91,17	16,73,90
<b>4,01,80</b>	<b>91,17</b>	<b>16,73,90</b>
...	...	3,49,50
...	...	<b>3,49,50</b>
...	12,96	1,03,68
...	41,94	3,35,52
...	<b>54,90</b>	<b>4,39,20</b>
<b>10,52,39</b>	<b>13,27,44</b>	<b>3,24,92,82</b>
<b>1,42,74,54</b>	<b>39,03,04</b>	<b>10,00,60,58</b>
77,58,21	63,23,60	3,06,79,19
<b>77,58,21</b>	<b>63,23,60</b>	<b>3,06,79,19</b>
<b>77,58,21</b>	<b>63,23,60</b>	<b>3,06,79,19</b>
<b>77,58,21</b>	<b>63,23,60</b>	<b>3,06,79,19</b>
2	...	2,66
2,44,33	53,79	14,31,80

## STATEMENT NO. 17 DETAILED STATEMENT OF DEBT

Description of Debts	Balance as on 1st April 2006	
	1	2
(In thousands of rupees)		
<b>I. Small Savings, Provident Funds, Etc.- Concl.</b>		
<b>(C) Other Accounts- Concl.</b>		
<b>8011 Insurance and Pension Funds- Concl.</b>		
Total 8011 Insurance and Pension Funds		12,43,90
Total- (C) Other Accounts		12,43,90
Total- I. Small Savings, Provident Funds, Etc.		3,04,88,48
<b>Grand Total -</b>		<b>12,01,77,56</b>

## Notes :

- (i) Rs.10,52.39 lakh does not include Rs.15.61 lakh being Loans and Advances (Block Loan) received from Government of India as the same has not been credited into accounts during 2006-07 by the Government of Sikkim.
- (ii) Rs.10,52,39 lakh also includes Rs.17.79 lakh of previous year being Loans and Advances (Block Loan) received from Government of India, but not accounted for in that year.
- (iii) Details of individual loans/bonds included under the Minor heads under the Major heads 6003 and 6004 are furnished in the annexure to this statement.



**AND OTHER INTEREST BEARING OBLIGATIONS OF GOVERNMENT Concd.**

Additions during the year 2006-2007	Discharges during the year 2006-2007	Balance as on 31st March Mar-07
3	4	5
(In thousands of rupees)		
2,44,35	53,79	14,34,46
2,44,35	53,79	14,34,46
80,02,56	63,77,39	3,21,13,65
2,22,77,10	1,02,80,43	13,21,74,23

## ANNEXURE TO STATEMENT NO.17

Description of Loans	Balance on 1st April, 2006	Additions during the year	Discharge during the year	Balance on 31st March, 2007
1	2	3	4	5
(in thousands of rupees)				
<b>E - Public Debt</b>				
<b>6003 Internal debt of the State</b>				
<b>Government</b>				
<b>101 : Market Loan</b>				
13.85 % Sikkim Development Loan 2006	15,65,00	NIL	15,65,00	NIL
13.00 % Sikkim Development Loan 2007	6,65,00	NIL	NIL	6,65,00
13.75 % Sikkim Development Loan 2007	1,56,00	NIL	1,56,00	NIL
13.05 % Sikkim Development Loan 2007	19,00,00	NIL	NIL	19,00,00
12.15 % Sikkim Development Loan 2008	16,00,00	NIL	NIL	16,00,00
12.50 % Sikkim Development Loan 2008	24,90,00	NIL	NIL	24,90,00
12.25 % Sikkim Development Loan 2009	35,00,00	NIL	NIL	35,00,00
11.85 % Sikkim Development Loan 2009	10,90,00	NIL	NIL	10,90,00
11.50 % Sikkim Development Loan 2009	4,26,00	NIL	NIL	4,26,00
11.50 % Sikkim Development Loan 2009	5,11,00	NIL	NIL	5,11,00
10.52 % Sikkim Development Loan 2010	25,00,00	NIL	NIL	25,00,00
11.50 % Sikkim Development Loan 2010	6,11,00	NIL	NIL	6,11,00
11.50 % Sikkim Development Loan 2011	2,52,00	NIL	NIL	2,52,00
12.00 % Sikkim Development Loan 2011	4,20,00	NIL	NIL	4,20,00
10.35 % Sikkim Development Loan 2011	5,42,00	NIL	NIL	5,42,00
09.45 % Sikkim Development Loan 2011	4,58,00	NIL	NIL	4,58,00
07.80 % Sikkim Development Loan 2012	6,11,00	NIL	NIL	6,11,00
06.80 % Sikkim Development Loan 2012	3,89,12	NIL	NIL	3,89,12
06.95 % Sikkim Development Loan 2013	10,00,08	NIL	NIL	10,00,08
06.40 % Sikkim Development Loan 2013	6,67,00	NIL	NIL	6,67,00
06.35 % Sikkim Development Loan 2013	4,70,00	NIL	NIL	4,70,00
06.20 % Sikkim Development Loan 2013	5,20,08	NIL	NIL	5,20,08

## ANNEXURE TO STATEMENT NO.17

Description of Loans	Balance on 1st April, 2006	Additions during the year	Discharge during the year	Balance on 31st March, 2007
1	2	3	4	5
(in thousands of rupees)				
<b>101 : Market Loan Contd.</b>				
05.60 % Sikkim Development Loan 2014	6,11,00	NIL	NIL	6,11,00
07.32 % Sikkim Development Loan 2014	5,63,10	NIL	NIL	5,63,10
07.36 % Sikkim Development Loan 2014	10,68,00	NIL	NIL	10,68,00
06.20 % Sikkim Development Loan 2015	5,20,29	NIL	NIL	5,20,29
05.85 % Sikkim Development Loan 2015	9,82,74	NIL	NIL	9,82,74
07.53 % Sikkim Development Loan 2015	8,70,50	NIL	NIL	8,70,50
07.77 % Sikkim Development Loan 2015	18,48,60	NIL	NIL	18,48,60
07.70 % Sikkim Development Loan 2016	65,65,00	NIL	NIL	65,65,00
07.61 % Sikkim Development Loan 2016	11,14,90	NIL	NIL	11,14,90
07.82 % Sikkim G.S. 2016	NIL	50,26,00	NIL	50,26,00
08.65 % Sikkim G.S. 2016	NIL	64,35,00	NIL	64,35,00
05.90 % Sikkim Development Loan 2017	30,00,00	NIL	NIL	30,00,00
07.17 % Sikkim Development Loan 2017	25,15,10	NIL	NIL	25,15,10
<b>Total : 101-Market Loan</b>	<b>4,20,02,51</b>	<b>1,14,61,00</b>	<b>17,21,00</b>	<b>5,17,42,51</b>

## ANNEXURE TO STATEMENT NO.17 Contd.

Description of Loans	Balance on 1st April, 2006	Additions during the year	Discharge during the year	Balance on 31st March, 2007
1	2	3	4	5
(in thousands of rupees)				
<b>106 : Compensation and Other Bonds</b>				
08.50 % Power Bonds October 2006	2,39,01	NIL	2,39,01	NIL
08.50 % Power Bonds April 2007	2,39,01	NIL	NIL	2,39,01
08.50 % Power Bonds October 2007	2,39,01	NIL	NIL	2,39,01
08.50 % Power Bonds April 2008	2,39,01	NIL	NIL	2,39,01
08.50 % Power Bonds October 2008	2,39,01	NIL	NIL	2,39,01
08.50 % Power Bonds April 2009	2,39,01	NIL	NIL	2,39,01
08.50 % Power Bonds October 2009	2,39,01	NIL	NIL	2,39,01
08.50 % Power Bonds April 2010	2,39,01	NIL	NIL	2,39,01
08.50 % Power Bonds October 2010	2,39,01	NIL	NIL	2,39,01
08.50 % Power Bonds April 2011	2,39,01	NIL	NIL	2,39,01
08.50 % Power Bonds October 2011	2,39,01	NIL	NIL	2,39,01
08.50 % Power Bonds April 2012	2,39,01	NIL	NIL	2,39,01
08.50 % Power Bonds October 2012	2,39,01	NIL	NIL	2,39,01
08.50 % Power Bonds April 2013	2,39,01	NIL	NIL	2,39,01
08.50 % Power Bonds October 2013	2,39,01	NIL	NIL	2,39,01
08.50 % Power Bonds April 2014	2,39,01	NIL	NIL	2,39,01
08.50 % Power Bonds April 2014	2,39,01	NIL	NIL	2,39,01
08.50 % Power Bonds April 2015	2,39,01	NIL	NIL	2,39,01
08.50 % Power Bonds October 2015	2,39,01	NIL	NIL	2,39,01
08.50 % Power Bonds April 2016	2,39,01	NIL	NIL	2,39,01
<b>Total : 106-Compensation and Other Bonds</b>	<b>47,80,20</b>	<b>NIL</b>	<b>2,39,01</b>	<b>45,41,19</b>

## ANNEXURE TO STATEMENT NO.17 Concl'd.

Description of Loans	Balance on 1st April, 2006	Additions during the year	Discharge during the year	Balance on 31st March, 2007
1	2	3	4	5
(in thousands of rupees)				
<b>109 : Loans from Other Institutions</b>				
(a) Loans from Rural Electrification Corporation	12,07,87	NIL	1,74,51	10,33,36
(b) Loans from National Insurance Corporation	2,09,96	44,00	17,76	2,36,20
<b>Total 109 Loans from Other Institution</b>	<b>14,17,83</b>	<b>44,00</b>	<b>1,92,27</b>	<b>12,69,56</b>
<b>6004 Loans and Advances from the Central Government</b>				
<b>04 : Loans for Centrally Sponsored Plan Scheme</b>				
<b>800 : Others Loans</b>				
(a) Police				
(i) Modernisation of Police Force	2,80,09	NIL	NIL	2,80,09
(ii) Indian Reserve Battalion	45,00	NIL	30,00	15,00
<b>Total</b>	<b>3,25,09</b>	<b>NIL</b>	<b>30,00</b>	<b>2,95,09</b>
(b) Soil and Water Conservation				
(i) Integrated Soil Conservation in Himalayas	Nil	Nil	Nil	Nil
(i) Soil Conservation in the Catchment of River Valley Teesta	23,22	Nil	23,22	Nil
<b>Total</b>	<b>23,22</b>	<b>NIL</b>	<b>23,22</b>	<b>NIL</b>
(c) Roads of Economic Importance	7,96	NIL	1,62	6,34
(d) Integrated Development of Small and Medium Towns	72,50	NIL	NIL	72,50
(e) Strengthening of State Land Use Board	1,88	NIL	43	1,45
(f) National Water Shed Development Programme for Rainfed Area	1,37,96	NIL	12,39	1,25,57
(g) Loans for Co-operation (Women's Coops)	58	NIL	18	40
(h) Macro Management of Agriculture	7,93,27	4,01,80	22,52	11,72,55
(i) Purchase of Mobile Vans & Trucks	81	NIL	81	NIL
<b>Total - 800 - Other Loans</b>	<b>10,14,96</b>	<b>4,01,80</b>	<b>37,95</b>	<b>13,78,81</b>
<b>Total 04 - Loans for Centrally Sponsored Plan Scheme</b>	<b>13,63,27</b>	<b>4,01,80</b>	<b>91,17</b>	<b>16,73,90</b>

## STATEMENT NO 18 -DETAILED STATEMENT

Head of Account	Balance as on 1st April 2006
1	2
DR.	
(In thousands of rupees)	
<b>F. Loans And Advances</b>	
<b>II. Loan for Social Services</b>	
<b>(ii) Loans for Health and Family Welfare</b>	
<b>6210 Loans for Medical and Public Health</b>	
01 Urban Health Services	
800 Other Loans	46,70
<b>Total - 01 Urban Health Services</b>	<u>46,70</u>
<b>Total - 6210 Loans for Medical and Public Health</b>	<u>46,70</u>
<b>Total - (ii) Loans for Health and Family Welfare</b>	<u>46,70</u>
<b>(iii) Loans for Water Supply, Sanitation, Housing and Urban Development</b>	
<b>6216 Loans for Housing</b>	
02 Urban Housing	
201 Loans to Housing Boards	38,24
<b>Total - 02 Urban Housing</b>	<u>38,24</u>
<b>Total - 6216 Loans for Housing</b>	<u>38,24</u>
<b>Total - (iii) Loans for Water Supply, Sanitation, Housing and Urban</b>	<u>38,24</u>
<b>Total - II Loan for Social Services</b>	<u>84,94</u>
<b>III. Loan for Economic Services</b>	
<b>(i) Loans for Agriculture and Allied Activities</b>	
<b>6401 Loans for Crop Husbandry</b>	
800 Other loans	16,00
<b>Total - 6401 Loans for Crop Husbandry</b>	<u>16,00</u>
<b>6403 Loans for Animal Husbandry</b>	
103 Poultry Development	3,27
105 Piggery Development	4,16
190 Loans to Public Sector and other undertakings	7,92
<b>Total - 6403 Loans for Animal Husbandry</b>	<u>15,35</u>
<b>6404 Loans for Dairy Development</b>	
102 Dairy Development Projects	13,13
<b>Total - 6404 Loans for Dairy Development</b>	<u>13,13</u>
<b>6405 Loans for Fisheries</b>	
800 Other Loans	4,78
<b>Total - 6405 Loans for Fisheries</b>	<u>4,78</u>
<b>6406 Loans for Forestry and Wild Life</b>	
101 "Forest conservation, Development and Regeneration"	4,48
<b>Total - 6406 Loans for Forestry and Wild Life</b>	<u>4,48</u>
<b>6425 Loans for Co-operation</b>	
106 Loans to Multipurpose Rural Cooperatives	2,28
108 Loans to other Cooperatives	40,79
<b>Total - 6425 Loans for Co-operation</b>	<u>43,07</u>
<b>Total - (i) Loans for Agriculture and Allied Activities</b>	<u>96,81</u>

## OF LOANS AND ADVANCES MADE BY GOVERNMENT

Additions during the the year 3 DR.	Total 4 DR.	Recovered during the year 5 CR.	Balance as on 31st Mar-07 6 DR.	Interest received and credited to revenue 7
(In thousands of rupees)				
...	46,70	1,17	45,53	...
...	<b>46,70</b>	<b>1,17</b>	<b>45,53</b>	...
...	46,70	1,17	45,53	...
...	46,70	1,17	45,53	...
...	38,24	38,24	...	...
...	<b>38,24</b>	<b>38,24</b>	...	...
...	38,24	38,24	...	...
...	38,24	38,24	...	...
...	<b>84,94</b>	<b>39,41</b>	<b>45,53</b>	...
...	16,00	...	16,00	...
...	<b>16,00</b>	...	<b>16,00</b>	...
...	3,27	...	3,27	...
...	4,16	...	4,16	...
...	7,92	...	7,92	...
...	<b>15,35</b>	...	<b>15,35</b>	...
...	13,13	...	13,13	...
...	<b>13,13</b>	...	<b>13,13</b>	...
...	4,78	...	4,78	...
...	4,78	...	4,78	...
...	4,48	...	4,48	...
...	<b>4,48</b>	...	<b>4,48</b>	...
...	2,28	...	2,28	...
...	40,79	...	40,79	...
...	<b>43,07</b>	...	<b>43,07</b>	...
...	<b>96,81</b>	...	<b>96,81</b>	...

## STATEMENT NO 18 -DETAILED STATEMENT

Head of Account	Balance as on 1st April 2006
1	2
	DR.
	(In thousands of rupees)
<b>F. Loans And Advances-Contd.</b>	
<b>III. Loan for Economic Services-Concl'd.</b>	
<b>(vi) Loans for Industry and Minerals</b>	
<b>6851 Loans for Village and Small Industries</b>	
103 Handloom Industries	47
104 Handicraft Industries	57
109 Composite Village and Small Industries Cooperatives	33
200 Other Village Industries	28
<b>Total - 6851 Loans for Village and Small Industries</b>	<b>1,65</b>
<b>6860 Loans for Consumer Industries</b>	
60 Others	
600 Others	92,99
<b>Total - 60 Others</b>	<b>92,99</b>
<b>Total - 6860 Loans for Consumer Industries</b>	<b>92,99</b>
<b>6885 Loans for other Industries and Minerals</b>	
01 Loans to Industrial Financial Institutions	
190 Loans to Public sector and other undertakings	2,02,87
800 Other Loans	14,14
<b>Total - 01 Loans to Industrial Financial Institutions</b>	<b>2,17,01</b>
<b>Total - 6885 Loans for other Industries and Minerals</b>	<b>2,17,01</b>
<b>Total - (vi) Loans for Industry and Minerals</b>	<b>3,11,65</b>
<b>(vii) Loans for Transport</b>	
<b>7075 Loans for other Transport Services</b>	
60 Other Transport Services	
800 Other Loans	1,38
<b>Total - 60 Other Transport Services</b>	<b>1,38</b>
<b>Total - 7075 Loans for other Transport Services</b>	<b>1,38</b>
<b>Total - (vii) Loans for Transport</b>	<b>1,38</b>
<b>(x) Loans for General Economic Services</b>	
<b>7452 Loans for Tourism</b>	
01 Tourist Infrastructure	
190 Loans to Public Sector and other undertakings	2
<b>Total - 01 Tourist Infrastructure</b>	<b>2</b>
<b>Total - 7452 Loans for Tourism</b>	<b>2</b>
<b>Total - (x) Loans for General Economic Services</b>	<b>2</b>
<b>Total - III Loan for Economic Services</b>	<b>4,09,86</b>
<b>IV. Loan to Government Servent etc.</b>	
<b>7610 Loans to Government Servants,etc</b>	
201 House Building Advances	26,37
202 Advances for purchase of Motor Conveyances	37,45
<b>Total - 7610 Loans to Government Servants,etc</b>	<b>63,82</b>



## OF LOANS AND ADVANCES MADE BY GOVERNMENT Contd.

Advance during the year 3 DR.	Total 4 DR.	Recovered during the year 5 DR.	Balance as on 31st Mar-07 6 DR.	Interest received and credited to revenue 7
(In thousands of rupees)				
...	47	...	47	...
...	57	...	57	...
...	33	...	33	...
...	28	...	28	...
...	<b>1,65</b>	...	<b>1,65</b>	...
...	92,99	...	92,99	...
...	<b>92,99</b>	...	<b>92,99</b>	...
...	<b>92,99</b>	...	<b>92,99</b>	...
...	2,02,87	...	2,02,87	...
...	14,14	...	14,14	...
...	<b>2,17,01</b>	...	<b>2,17,01</b>	...
...	<b>2,17,01</b>	...	<b>2,17,01</b>	...
...	<b>3,11,65</b>	...	<b>3,11,65</b>	...
...	1,38	...	1,38	...
...	<b>1,38</b>	...	<b>1,38</b>	...
...	<b>1,38</b>	...	<b>1,38</b>	...
...	<b>1,38</b>	...	<b>1,38</b>	...
...	2	...	2	...
...	<b>2</b>	...	<b>2</b>	...
...	<b>2</b>	...	<b>2</b>	...
...	<b>2</b>	...	<b>2</b>	...
...	<b>4,09,86</b>	...	<b>4,09,86</b>	...
20,00	46,37	38,44	7,93	...
...	37,45	31	37,14	...
<b>20,00</b>	<b>83,82</b>	<b>38,75</b>	<b>45,07</b>	...

## STATEMENT NO 18 -DETAILED STATEMENT

Head of Account		Balance as on
1		1st April 2006
		2
		DR.
(In thousands of rupees)		
F.	Loans And Advances-Concltd.	
IV.	Loan to Government Servent etc.-Concltd.	
	<b>Total - IV Loan to Government Servent etc.</b>	<b>63,82</b>
V.	Miscellaneous Loans	
7615	Miscellaneous Loans	
200	Miscellaneous loans	50,33
	<b>Total - 7615 Miscellaneous Loans</b>	<b>* 50,33</b>
	<b>Total - V Miscellaneous Loans</b>	<b>50,33</b>
	<b>Total - F. Loans And Advances</b>	<b>6,08,95</b>
	<b>Grand Total</b>	<b>6,08,95</b>

\* Out of Rs. 50,33,386 under miscellaneous loan, Rs. 49,96,464 represent due from a private firm M/S Jetmul Bhojraj who was erstwhile banker to the State Government.

As per the order of Hon'ble Supreme Court vide appeal No. 4367 of 1986, M/S Jetmul Bhojraj was liable to repay the outstanding loan from the sale proceeds of his own property located at Sikkim, no repayment has been made during the year.

## OF LOANS AND ADVANCES MADE BY GOVERNMENT Concl'd.

Advance during the year 3 DR.	Total 4 DR.	Recovered during the year 5 DR.	Balance as on 31st Mar-07 6 DR.	Interest received and credited to revenue 7
(In thousands of rupees)				
20,00	83,82	38,75	45,07	...
...	50,33	...	50,33	...
...	50,33	...	50,33	...
...	50,33	...	50,33	...
20,00	6,28,95	78,16	5,50,79	...
20,00	6,28,95	78,16	5,50,79	...

## STATEMENT NO. 19

## STATEMENT SHOWING THE DETAILS OF EARMARKED BALANCES

Name of the Reserve Fund  (1)	Balance on 1st April 2006			Balance on 31st March 2007		
	Cash (2)	Investment (3)	Total (4)	Cash (5)	Investment (6)	Total (7)
(In thousands of rupees)						
<b>8222 Sinking Funds</b>						
01	Appropriation for reduction or avoidance of Debt					
101	Sinking Funds	...	...	...	78,66,16	78,66,16
02	Sinking Fund Investment Account					
101	Sinking Fund-Investment Account	...	66,93,16	66,93,16	-78,66,16	78,66,16
<b>8235 General and Other Reserve Funds</b>						
111	Calamity Relief Fund	...	...	...	3,71,11	3,71,11
112	Calamity Relief Fund - Investment Account	...	2,50,00	2,50,00	-2,00,00	2,00,00
117	Guarantee Redemption Fund	...	...	...	3,72,00	3,72,00
120	Guarantee Redemption Fund Investment Account	...	1,72,00	1,72,00	-3,72,00	3,72,00
200	Other Funds	...	...	...	33,93	33,93
<b>Grand Total</b>		...	<b>71,15,16</b>	<b>71,15,16</b>	<b>2,05,04</b>	<b>84,38,16</b>
					<b>86,43,20</b>	

## ANNEXURE TO STATEMENT NO.19

## A-SINKING FUND

8222 SINKING FUNDS  
01-APPROPRIATION FOR REDUCTION OR AVOIDANCE OF DEBT  
101 SINKING FUND

	(In thousands of rupees)		(In thousands of rupees)
		Amount transferred to Miscellaneous	
Balance as on 1 <sup>st</sup> April, 2006	66,93,16	Government Account	NIL
Amount appropriated from Revenue during 2006-2007	11,73,00	Balance as on 31 <sup>st</sup> March 2007 (A)	78,66,16
Interest on Investment	NIL *		
<b>Total</b>	<b><u>78,66,16</u></b>	<b>Total</b>	<b><u>78,66,16</u></b>
		(A) Cash	NIL
		Investment	<u>78,66,16</u>
		<b>TOTAL</b>	<b><u>78,66,16</u></b>

02 SINKING FUND - INVESTMENT ACCOUNT  
101 SINKING FUND - INVESTMENT ACCOUNT

	(In thousands of rupees)		(In thousands of rupees)
Balance as on 1 <sup>st</sup> April 2006	66,93,16	Sale of Securities	NIL
Purchase of Securities	NIL	Balance as on 31 <sup>st</sup> March, 2007	78,66,16
Investment (fix Deposit) in Nationalised Bank during 2006-2007	11,73,00		
<b>Total</b>	<b><u>78,66,16</u></b>	<b>Total</b>	<b><u>78,66,16</u></b>

\* As per information furnished by the Finance Department, the whole amount of Sinking Fund balances were invested as a fixed deposit in a Nationalised bank. As such no interest accrued on investment during this year.

APPENDIX TO STATEMENT NO. 2

STATE FUND

STATE FUND

STATE FUND

STATE FUND

STATE FUND

STATE FUND

STATE FUND

STATE FUND

STATE FUND

STATE FUND

STATE FUND

STATE FUND

STATE FUND

STATE FUND

STATE FUND

STATE FUND

STATE FUND

STATE FUND

STATE FUND

STATE FUND

STATE FUND

STATE FUND

STATE FUND

STATE FUND

STATE FUND

STATE FUND

STATE FUND

STATE FUND

STATE FUND

STATE FUND

STATE FUND

STATE FUND

STATE FUND

STATE FUND

STATE FUND

STATE FUND


---

---

## APPENDIX

---

---





**APPENDIX – I**  
**APPENDIX TO STATEMENT NO. 12 – IN CONNECTION WITH GRANTS-IN-AID TO LOCAL BODIES FOR**  
**THE YEAR 2006-2007**

Heads and Description	Actuals for the 2006-2007			Recipient Agency (Municipal Councils/Corporation and Panchayat as applicable)	Amount Received during 2006-07			Total Details of Assets
	Plan (including CSS)	Non-Plan	Total		Revenue Expenditure	Capital Expenditure	Total Amount	
(In lakhs of Rupees)								
1. Grant No. 1 Food Security and Agriculture Development								Information about creation of assets, if any, was not readily available till the time of finalisation of accounts
2401-Crop Husbandry 01-Agri				Information not received from Department till the finalisation of accounts.				
196 – Assistance to Zilla Parishad/District Level Panchayats	1.00	-	1.00		1.00		1.00	
198 – Assistance to Gram Panchayats	-	6.30	6.30		6.30		6.30	-do-
2. Grant No. 2 Animal Husbandry, Livestock, Fisheries and Veterinary Services								
2403 - Animal Husbandry				Information not received from Department till the finalisation of accounts.				
196 - Assistance to Zilla Parishad/ District level Panchyat	-	2.00	2.00		2.00	-	2.00	-do-
3. Grant No. 12 Forestry & Wild Life								
2501 – Special Programme for Rural Development								
05 – Waste Land Development (Forest)				Information not received from Department till the finalisation of accounts				
196 - Assistance to Zilla Parishad/ District level Panchyat								
00.00.31- Grants-in-aid	5.85	-	5.85		5.85	-	5.85	-do-
4. Grant No. 13 Health Care Human Service and Family Welfare								
2210 – Medical and Public Health								
03 – Rural Health Service-Allopathy				Information not received from Department till the finalisation of accounts				
00.198 – Assistance to Gram Panchayats(PMGY)	10.00	10.00	20.00		20.00	-	20.00	-do-

**APPENDIX - I Concl.**  
**APPENDIX TO STATEMENT NO. 12 – IN CONNECTION WITH GRANTS-IN-AID TO LOCAL BODIES FOR  
 THE YEAR 2006-2007**

Heads and Description	Actuals for the 2006-2007			Recipient Agency(Municipal Councils/Corporation and Panchayat as applicable)	Amount Received during 2006-07			Total Details of Assets
	Plan (including CSS)	Non-Plan	Total		Revenue Expenditure	Capital Expenditure	Total Amount	
(In lakhs of Rupees)								
5. Grant No. 15. Horticulture & Cash Crop Dev. Deptt.								
2401 Crop Husbandry								Information about creation of assets, if any, was not readily available till the time of finalisation of accounts
00.196 – Assistance to Zilla Parishad/ District Level Panchayats 16 – Horticulture Department 00.00.31-Gr.-in-aid	2.00	-	2.00	Information not received from Department till the finalisation of accounts	2.00	-	2.00	
00.198 – Assistance to Gram Panchayats 16 – Horticulture Department 00.00.31-Gr.-in-aid	2.00	-	2.00		2.00	-	2.00	-do-
6. Grant No. 19 - Irrigation & Flood Control								
2702 – Minor Irrigation 80-General								
196- Assistance to Zilla Parishad/ District Level Panchayats	-	1.60	1.60	Information not received from Department till the finalisation of accounts	1.60	-	1.60	-do-

## APPENDIX - II

## STATEMENT SHOWING EXPENDITURE ON SALARIES BY VARIOUS DEPARTMENTS/MAJOR HEADS

Demand No./Major Head of Accounts	Budget Allocation for 2006-07			Expenditure on Salaries during the year 2006-07		
	Non Plan	Plan	Total	Non Plan	Plan	Total
(In thousand of Rupees)						
<b>Demand No. 1 - Food Security and Agriculture Development</b>						
2401 - Crop Husbandry	5,76,58	82,11	6,58,69	5,76,17	82,53	6,58,70
2402 - Soil and Water Conservation	1,31,62	14,51	1,46,13	1,31,42	15,08	1,46,50
<b>Total</b>	<b>7,08,20</b>	<b>96,62</b>	<b>8,04,82</b>	<b>7,07,59</b>	<b>97,60</b>	<b>8,05,20</b>
<b>Demand No. 2 - Animal Husbandry, Livestock, Fisheries and Veterinary</b>						
2403 - Animal Husbandry	6,42,73	1,41,31	7,84,04	6,63,13	1,42,80	8,05,93
2404 - Dairy Development	20,44	31,65	52,09	20,05	32,49	52,54
2405 - Fisheries	1,47,87	95	1,48,82	1,56,94	94	1,57,89
2415 - Agricultural Research and Education	...	8,29	8,29	...	7,78	7,78
<b>Total</b>	<b>8,11,04</b>	<b>1,82,20</b>	<b>9,93,24</b>	<b>8,40,12</b>	<b>1,84,02</b>	<b>10,24,14</b>
<b>Demand No. 3 - Buildings</b>						
2059 - Public Works	2,90,59	85,72	3,76,31	2,90,27	84,13	3,74,40
<b>Total</b>	<b>2,90,59</b>	<b>85,72</b>	<b>3,76,31</b>	<b>2,90,27</b>	<b>84,13</b>	<b>3,74,40</b>
<b>Demand No. 4 - Co-operation</b>						
2425 - Co-operation	3,17,88	3,84	3,21,72	3,18,31	3,84	3,22,15
<b>Total</b>	<b>3,17,88</b>	<b>3,84</b>	<b>3,21,72</b>	<b>3,18,31</b>	<b>3,84</b>	<b>3,22,15</b>
<b>Demand No. 5 - Cultural Affairs and Heritage</b>						
2205 - Art and Culture	65,51	73,54	1,39,05	64,93	73,19	1,38,12
2251 - Secretariat-Social Services	14,50	...	14,50	14,45	...	14,45
<b>Total</b>	<b>80,01</b>	<b>73,54</b>	<b>1,53,55</b>	<b>79,38</b>	<b>73,19</b>	<b>1,52,56</b>
<b>Demand No. 6 - Ecclesiastical</b>						
2250 - Other Social Services	1,15,68	...	1,15,68	1,15,11	...	1,15,11

## APPENDIX - II - Contd.

## STATEMENT SHOWING EXPENDITURE ON SALARIES BY VARIOUS DEPARTMENTS/MAJOR HEADS

Demand No./Major Head of Accounts	Budget Allocation for 2006-07			Expenditure on Salaries during the year 2006-07		
	(In thousand of Rupees)					
	Non Plan	Plan	Total	Non Plan	Plan	Total
<b>Demand No. 6 - Ecclesiastical - Concl.</b>						
<b>Total</b>	<b>1,15,68</b>	<b>...</b>	<b>1,15,68</b>	<b>1,15,11</b>	<b>...</b>	<b>1,15,11</b>
<b>Demand No. 7 - Human Resource Development</b>						
2202 - General Education	1,19,18,12	50,08,75	1,69,26,87	1,20,90,25	50,66,11	1,71,56,36
2203 - Technical Education	...	25,30	25,30	...	23,58	23,58
2230 - Labour and Employment	36,77	9,50	46,27	36,77	9,48	46,24
<b>Total</b>	<b>1,19,54,89</b>	<b>50,43,55</b>	<b>1,69,98,44</b>	<b>1,21,27,02</b>	<b>50,99,17</b>	<b>1,72,26,18</b>
<b>Demand No. 8 - Election</b>						
2015 - Elections	62,47	...	62,47	61,61	...	61,61
<b>Total</b>	<b>62,47</b>	<b>...</b>	<b>62,47</b>	<b>61,61</b>	<b>...</b>	<b>61,61</b>
<b>Demand No. 9 - Excise</b>						
2039 - State Excise Duties	1,57,30	...	1,57,30	1,56,60	...	1,56,60
2052 - Secretariat-General Services	47,31	...	47,31	47,23	...	47,23
<b>Total</b>	<b>2,04,61</b>	<b>...</b>	<b>2,04,61</b>	<b>2,03,83</b>	<b>...</b>	<b>2,03,83</b>
<b>Demand No. 10 - Finance, Revenue and Expenditure</b>						
2020 - Collection of Taxes on Income and Expenditure	47,04	...	47,04	47,03	...	47,03
2040 - Taxes on Sales, Trades etc.	1,02,32	...	1,02,32	1,02,14	...	1,02,14
2052 - Secretariat-General Services	1,15,00	...	1,15,00	1,15,03	...	1,15,03
2054 - Treasury and Accounts Administration	4,49,52	...	4,49,52	4,49,48	...	4,49,48
2075 - Miscellaneous General Services	32,31	...	32,31	32,31	...	32,31
<b>Total</b>	<b>7,46,19</b>	<b>...</b>	<b>7,46,19</b>	<b>7,46,00</b>	<b>...</b>	<b>7,46,00</b>
<b>Demand No. 11 - Food, Civil Supplies and Consumer Affairs</b>						

## APPENDIX - II - Contd.

## STATEMENT SHOWING EXPENDITURE ON SALARIES BY VARIOUS DEPARTMENTS/MAJOR HEADS

Demand No./Major Head of Accounts	Budget Allocation for 2006-07			Expenditure on Salaries during the year 2006-07		
	Non Plan	Plan	Total	Non Plan	Plan	Total
(In thousand of Rupees)						
<b>Demand No. 11 - Food, Civil Supplies and Consumer Affairs -</b>						
2408 - Food Storage and Warehousing	2,32,45	27,00	2,59,45	2,33,14	26,99	2,60,13
3456 - Civil Supplies	12,92	...	12,92	13,00	...	13,00
3475 - Other General Economic Services	37,19	...	37,19	37,12	...	37,12
<b>Total</b>	<b>2,82,56</b>	<b>27,00</b>	<b>3,09,56</b>	<b>2,83,27</b>	<b>26,99</b>	<b>3,10,26</b>
<b>Demand No. 12 - Forestry and Environment Management</b>						
2402 - Soil and Water Conservation	1,33,07	50,33	1,83,40	1,35,55	50,33	1,85,88
2406 - Forestry and Wild Life	10,66,98	2,82,82	13,49,80	10,66,72	2,82,71	13,49,43
3435 - Ecology and Environment	...	13,63	13,63	...	13,63	13,63
<b>Total</b>	<b>12,00,05</b>	<b>3,46,78</b>	<b>15,46,83</b>	<b>12,02,27</b>	<b>3,46,66</b>	<b>15,48,93</b>
<b>Demand No. 13 - Health Care, Human Services and Family</b>						
2210 - Medical and Public Health	24,22,19	9,36,80	33,58,99	24,39,44	9,51,96	33,91,39
2211 - Family Welfare	...	5,00,87	5,00,87	...	5,02,40	5,02,40
2406 - Forestry and Wild Life	...	...	...	...	...	...
3454 - Census Surveys and Statistics	...	20,65	20,65	...	20,65	20,65
<b>Total</b>	<b>24,22,19</b>	<b>14,58,32</b>	<b>38,80,51</b>	<b>24,39,44</b>	<b>14,75,00</b>	<b>39,14,44</b>
<b>Demand No. 14 - Home</b>						
2013 - Council of Ministers	1,90,07	...	1,90,07	1,90,00	...	1,90,00
2052 - Secretariat-General Services	2,88,76	...	2,88,76	2,88,74	...	2,88,74
2056 - Jails	1,26,33	...	1,26,33	1,23,53	...	1,23,53
2070 - Other Administrative Services	70,85	...	70,85	70,85	...	70,85
<b>Total</b>	<b>6,76,01</b>	<b>...</b>	<b>6,76,01</b>	<b>6,73,12</b>	<b>...</b>	<b>6,73,12</b>

## APPENDIX - II - Contd.

## STATEMENT SHOWING EXPENDITURE ON SALARIES BY VARIOUS DEPARTMENTS/MAJOR HEADS

Demand No./Major Head of Accounts	Budget Allocation for 2006-07			Expenditure on Salaries during the year 2006-07		
	Non Plan	Plan	Total	Non Plan	Plan	Total
(In thousand of Rupees)						
<b>Demand No. 15 - Horticulture and Cash Crops Management</b>						
2401 - Crop Husbandry	4,91,20	74,07	5,65,27	4,88,32	74,01	5,62,33
2435 - Other Agricultural Programmes	...	7,90	7,90	...	7,89	7,89
<b>Total</b>	<b>4,91,20</b>	<b>81,97</b>	<b>5,73,17</b>	<b>4,88,32</b>	<b>81,90</b>	<b>5,70,22</b>
<b>Demand No. 16 - Commerce and Industries</b>						
2851 - Village and Small Industries	2,71,31	2,30,63	5,01,94	2,70,14	2,30,75	5,00,89
<b>Total</b>	<b>2,71,31</b>	<b>2,30,63</b>	<b>5,01,94</b>	<b>2,70,14</b>	<b>2,30,75</b>	<b>5,00,89</b>
<b>Demand No. 17 - Information and Public Relation</b>						
2220 - Information and Publicity	1,50,66	8,30	1,58,96	1,50,64	8,30	1,58,94
2251 - Secretariat-Social Services	96	...	96	96	...	96
<b>Total</b>	<b>1,51,62</b>	<b>8,30</b>	<b>1,59,92</b>	<b>1,51,59</b>	<b>8,30</b>	<b>1,59,89</b>
<b>Demand No. 18 - Information Technology</b>						
2852 - Industries	...	35,17	35,17	...	35,17	35,17
<b>Total</b>	<b>...</b>	<b>35,17</b>	<b>35,17</b>	<b>...</b>	<b>35,17</b>	<b>35,17</b>
<b>Demand No. 19 - Irrigation and Flood Control</b>						
2702 - Minor Irrigation	64,10	1,73,44	2,37,54	64,00	1,71,59	2,35,58
<b>Total</b>	<b>64,10</b>	<b>1,73,44</b>	<b>2,37,54</b>	<b>64,00</b>	<b>1,71,59</b>	<b>2,35,58</b>
<b>Demand No. 20 - Judiciary</b>						
2014 - Administration of Justice	5,26,34	...	5,26,34	5,22,53	...	5,22,53
<b>Total</b>	<b>5,26,34</b>	<b>...</b>	<b>5,26,34</b>	<b>5,22,53</b>	<b>...</b>	<b>5,22,53</b>
<b>Demand No. 21 - Labour</b>						
2230 - Labour and Employment	40,40	25,00	65,40	40,39	25,00	65,39

## APPENDIX - II - Contd.

## STATEMENT SHOWING EXPENDITURE ON SALARIES BY VARIOUS DEPARTMENTS/MAJOR HEADS

Demand No./Major Head of Accounts	Budget Allocation for 2006-07			Expenditure on Salaries during the year 2006-07		
	Non Plan	Plan	Total	Non Plan	Plan	Total
(In thousand of Rupees)						
<b>Demand No. 21 - Labour - Concltd.</b>						
<b>Total</b>	<b>40,40</b>	<b>25,00</b>	<b>65,40</b>	<b>40,39</b>	<b>25,00</b>	<b>65,39</b>
<b>Demand No. 22 - Land Revenue and Disaster Management</b>						
2029 - Land Revenue	2,84,66	2,36	2,87,02	2,95,40	2,36	2,97,77
2052 - Secretariat-General Services	38,22	...	38,22	38,22	...	38,22
2053 - District Administration	3,28,99	...	3,28,99	3,34,55	...	3,34,55
2245 - Relief on Account of Natural Calamities	6,24	...	6,24	6,23	...	6,23
<b>Total</b>	<b>6,58,11</b>	<b>2,36</b>	<b>6,60,47</b>	<b>6,74,40</b>	<b>2,36</b>	<b>6,76,76</b>
<b>Demand No. 23 - Law</b>						
2014 - Administration of Justice	58,01	...	58,01	58,01	...	58,01
2052 - Secretariat-General Services	73,19	...	73,19	72,99	...	72,99
<b>Total</b>	<b>1,31,20</b>	<b>...</b>	<b>1,31,20</b>	<b>1,31,00</b>	<b>...</b>	<b>1,31,00</b>
<b>Demand No. 24 - Legislature</b>						
2011 - Parliament/State/Union Territory Legislatures	2,43,52	...	2,43,52	2,41,64	...	2,41,64
<b>Total</b>	<b>2,43,52</b>	<b>...</b>	<b>2,43,52</b>	<b>2,41,64</b>	<b>...</b>	<b>2,41,64</b>
<b>Demand No. 25 - Mines, Minerals and Geology</b>						
2853 - Non-ferrous Mining and Metallurgical Industries	92,01	20,33	1,12,34	92,00	20,32	1,12,32
<b>Total</b>	<b>92,01</b>	<b>20,33</b>	<b>1,12,34</b>	<b>92,00</b>	<b>20,32</b>	<b>1,12,32</b>
<b>Demand No. 26 - Motor Vehicles</b>						
2041 - Taxes on Vehicles	51,95	...	51,95	51,92	...	51,92
2052 - Secretariat-General Services	64,41	...	64,41	64,03	...	64,03
<b>Total</b>	<b>1,16,36</b>	<b>...</b>	<b>1,16,36</b>	<b>1,15,95</b>	<b>...</b>	<b>1,15,95</b>

## APPENDIX - II - Contd.

## STATEMENT SHOWING EXPENDITURE ON SALARIES BY VARIOUS DEPARTMENTS/MAJOR HEADS

Demand No./Major Head of Accounts	Budget Allocation for 2006-07			Expenditure on Salaries during the year 2006-07		
	Non Plan	Plan	Total	Non Plan	Plan	Total
(In thousand of Rupees)						
<b>Demand No. 27 - Parliamentary Affairs</b>						
2052 - Secretariat-General Services	17,14	...	17,14	17,13	...	17,13
<b>Total</b>	<b>17,14</b>	<b>...</b>	<b>17,14</b>	<b>17,13</b>	<b>...</b>	<b>17,13</b>
<b>Demand No. 28 - Personnel, Administrative</b>						
2052 - Secretariat-General Services	97,66	...	97,66	1,11,02	...	1,11,02
2070 - Other Administrative Services	37,55	...	37,55	34,07	...	34,07
<b>Total</b>	<b>1,35,21</b>	<b>...</b>	<b>1,35,21</b>	<b>1,45,09</b>	<b>...</b>	<b>1,45,09</b>
<b>Demand No. 29 - Development Planning, Economic Reforms and</b>						
3451 - Secretariate-Economic Services	22,54	79,73	1,02,27	22,53	79,72	1,02,25
3454 - Census Surveys and Statistics	42,05	1,05,00	1,47,05	41,95	1,05,29	1,47,23
<b>Total</b>	<b>64,59</b>	<b>1,84,73</b>	<b>2,49,32</b>	<b>64,48</b>	<b>1,85,00</b>	<b>2,49,48</b>
<b>Demand No. 30 - Police</b>						
2055 - Police	58,48,16	...	58,48,16	59,15,29	...	59,15,29
2070 - Other Administrative Services	2,51,10	...	2,51,10	2,51,09	...	2,51,09
<b>Total</b>	<b>60,99,26</b>	<b>...</b>	<b>60,99,26</b>	<b>61,66,38</b>	<b>...</b>	<b>61,66,38</b>
<b>Demand No. 31 - Energy and Power</b>						
2801 - Power	9,15,24	8,27,59	17,42,83	9,14,43	8,28,25	17,42,68
<b>Total</b>	<b>9,15,24</b>	<b>8,27,59</b>	<b>17,42,83</b>	<b>9,14,43</b>	<b>8,28,25</b>	<b>17,42,68</b>
<b>Demand No. 32 - Printing</b>						
2058 - Stationery and Printing	1,33,94	46,00	1,79,94	1,33,94	46,00	1,79,94
<b>Total</b>	<b>1,33,94</b>	<b>46,00</b>	<b>1,79,94</b>	<b>1,33,94</b>	<b>46,00</b>	<b>1,79,94</b>
<b>Demand No. 33 - Water Security and Public Health Engineering</b>						



## APPENDIX - II - Contd.

## STATEMENT SHOWING EXPENDITURE ON SALARIES BY VARIOUS DEPARTMENTS/MAJOR HEADS

Demand No./Major Head of Accounts	Budget Allocation for 2006-07			Expenditure on Salaries during the year 2006-07		
	Non Plan	Plan	Total	Non Plan	Plan	Total
(In thousand of Rupees)						
<b>Demand No. 33 - Water Security and Public Health Engineering -</b>						
2215 - Water Supply and Sanitation	1,26,40	90,50	2,16,90	1,31,73	88,69	2,20,42
<b>Total</b>	<b>1,26,40</b>	<b>90,50</b>	<b>2,16,90</b>	<b>1,31,73</b>	<b>88,69</b>	<b>2,20,42</b>
<b>Demand No. 34 - Roads</b>						
3054 - Roads and Bridges	5,30,86	1,25,35	6,56,21	5,26,06	1,25,64	6,51,70
<b>Total</b>	<b>5,30,86</b>	<b>1,25,35</b>	<b>6,56,21</b>	<b>5,26,06</b>	<b>1,25,64</b>	<b>6,51,70</b>
<b>Demand No. 35 - Rural Management and Development</b>						
2015 - Elections	25,14	...	25,14	22,07	...	22,07
2215 - Water Supply and Sanitation	1,60,88	2,68,70	4,29,58	1,60,70	2,67,27	4,27,97
2515 - Other Rural Development Programmes	57,83	2,27,90	2,85,73	58,71	2,27,77	2,86,48
3054 - Roads and Bridges	...	63,25	63,25	...	63,55	63,55
<b>Total</b>	<b>2,43,85</b>	<b>5,59,85</b>	<b>8,03,70</b>	<b>2,41,48</b>	<b>5,58,60</b>	<b>8,00,07</b>
<b>Demand No. 36 - Science and Technology</b>						
3425 - Other Scientific Research	...	35,69	35,69	...	35,69	35,69
<b>Total</b>	<b>...</b>	<b>35,69</b>	<b>35,69</b>	<b>...</b>	<b>35,69</b>	<b>35,69</b>
<b>Demand No. 37 - Sikkim Nationalised Transport</b>						
3055 - Road Transport	10,57,64	55,00	11,12,64	10,58,55	54,80	11,13,35
<b>Total</b>	<b>10,57,64</b>	<b>55,00</b>	<b>11,12,64</b>	<b>10,58,55</b>	<b>54,80</b>	<b>11,13,35</b>
<b>Demand No. 38 - Social Justice, Empowerment and Welfare</b>						
2225 - Welfare of Sceduled Castes, Sceduled Tribes and Other	55,60	67,80	1,23,40	54,19	67,54	1,21,73
2235 - Social Security and Welfare	35,20	5,70,30	6,05,50	35,16	3,90,94	4,26,10
2236 - Nutrition	42,08	1,50	43,58	42,07	1,50	43,57

## APPENDIX - II - Concl'd.

## STATEMENT SHOWING EXPENDITURE ON SALARIES BY VARIOUS DEPARTMENTS/MAJOR HEADS

Demand No./Major Head of Accounts	Budget Allocation for 2006-07			Expenditure on Salaries during the year 2006-07		
	(In thousand of Rupees)					
	Non Plan	Plan	Total	Non Plan	Plan	Total
<b>Demand No. 38 - Social Justice, Empowerment and Welfare -</b>						
<b>Total</b>	<b>1,32,88</b>	<b>6,39,60</b>	<b>7,72,48</b>	<b>1,31,43</b>	<b>4,59,98</b>	<b>5,91,40</b>
<b>Demand No. 39 - Sports Affairs</b>						
2204 - Sports and Youth Services	99,63	1,19,10	2,18,73	1,00,49	1,14,13	2,14,62
<b>Total</b>	<b>99,63</b>	<b>1,19,10</b>	<b>2,18,73</b>	<b>1,00,49</b>	<b>1,14,13</b>	<b>2,14,62</b>
<b>Demand No. 40 - Tourism</b>						
3452 - Tourism	1,43,33	91,30	2,34,63	1,43,73	91,27	2,35,00
<b>Total</b>	<b>1,43,33</b>	<b>91,30</b>	<b>2,34,63</b>	<b>1,43,73</b>	<b>91,27</b>	<b>2,35,00</b>
<b>Demand No. 41 - Urban Development</b>						
2045 - Other Taxes and Duties on Commodities and Services	44,12	...	44,12	44,12	...	44,12
2217 - Urban Development	2,16,74	1,01,01	3,17,75	2,16,37	1,01,01	3,17,38
<b>Total</b>	<b>2,60,86</b>	<b>1,01,01</b>	<b>3,61,87</b>	<b>2,60,49</b>	<b>1,01,01</b>	<b>3,61,50</b>
<b>Demand No. 42 - Vigilance</b>						
2070 - Other Administrative Services	1,48,52	...	1,48,52	1,48,52	...	1,48,52
<b>Total</b>	<b>1,48,52</b>	<b>...</b>	<b>1,48,52</b>	<b>1,48,52</b>	<b>...</b>	<b>1,48,52</b>
<b>Demand No. 44 - Governor</b>						
2012 - President, Vice- President/Governor/Administrator of	1,13,82	...	1,13,82	1,13,82	...	1,13,82
<b>Total</b>	<b>1,13,82</b>	<b>...</b>	<b>1,13,82</b>	<b>1,13,82</b>	<b>...</b>	<b>1,13,82</b>
<b>Demand No. 45 - Public Service Commission</b>						
2051 - Public Service Commission	45,70	...	45,70	48,89	...	48,89
<b>Total</b>	<b>45,70</b>	<b>...</b>	<b>45,70</b>	<b>48,89</b>	<b>...</b>	<b>48,89</b>
<b>Total Expenditure on Salaries</b>	<b>3,29,27,41</b>	<b>1,07,70,49</b>	<b>4,36,97,90</b>	<b>3,32,25,94</b>	<b>3,32,25,94</b>	<b>4,38,80,98</b>

## APPENDIX - III

## STATEMENT SHOWING SUBSIDIES GIVEN DURING THE YEAR 2006-2007

Demand No./Major Head/Minor Head/Sub Head/Object Head/Detail Head	Budget Allocation for 2006- 07	Expenditure during the year 2006-07
(In thousands of Rs.)		
<b>1 - Food Security and Agriculture Development</b>		
<b>2401 - Crop Husbandry</b>		
105 - Manures and Fertilisers		
62 - Agriculture Input Scheme		
44 - Head Office Establishment		
33 - Subsidy Grant	24,00	23,79
800 - Other expenditure		
65 - Organic Farming		
44 - Head Office Establishment		
33 - Subsidies	...	...
<b>Total Subsidy under (M.H. 2401)</b>	<b>24,00</b>	<b>23,79</b>

**4 - Co-operation****2425 - Co-operation**

107 - Assistance to Credit Co-operatives

62 - Assistance to Credit Co-operatives

33 - Subsidies

108 - Assistance to other Co-operatives

63 - Transport Subsidies

## APPENDIX - III contd.

## STATEMENT SHOWING SUBSIDIES GIVEN DURING THE YEAR 2006-2007

Demand No./Major Head/Minor Head/Sub Head/Object Head/Detail Head	Budget Allocation for 2006- 07	Expenditure during the year 2006-07
(In thousands of Rs.)		
33 - Subsidies	2,92	2,92
64 - Marketing Subsidy		
33 - Subsidies	51,66	51,66
65 - Consumer Co-operatives Miscellaneous Subsidy		
33 - Subsidies	4,20	4,20
<b>4 - Co-operation - Concl'd.</b>		
<b>2425 - Co-operation - Concl'd.</b>		
108 - Assistance to other Co-operatives - Concl'd.		
66 - Other Co-operatives Miscellaneous Subsidy		
33 - Subsidies	60	60
<b>Total Subsidy under (M.H. 2425)</b>	<b>59,38</b>	<b>59,38</b>
<b>11 - Food, Civil Supplies and Consumer Affairs</b>		
<b>2408 - Food Storage and Warehousing</b>		
1 - Food		
102 - Food Subsidies		
62 - Subsidies on Sale of Rice		
33 - Subsidies	5,08,31	5,08,31
<b>Total Subsidy under (M.H. 2408)</b>	<b>5,08,31</b>	<b>5,08,31</b>

## APPENDIX - III conclud.

## STATEMENT SHOWING SUBSIDIES GIVEN DURING THE YEAR 2006-2007

Demand No./Major Head/Minor Head/Sub Head/Object Head/Detail Head	Budget Allocation for 2006-07	Expenditure during the year 2006-07
(In thousands of Rs.)		
<b>15 - Horticulture and Cash Crops Management</b>		
<b>2435 - Other Agricultural Programmes</b>		
101 - Marketing facilities		
65 - Marketing and Quality Control Programme		
33 - Subsidies	...	...
<b>Total Subsidy under (M.H. 2435)</b>	...	...
<b>Total Expenditure on Subsidy</b>	<b>5,91,69</b>	<b>5,91,48</b>

## APPENDIX – IV STATEMENT OF COMMITMENT

Sl.No.	Name of Project	Cost of work and Order No	Date of Commencement
<b>(In lakhs of Rupees)</b>			
<b>Energy and Power Department</b>			
1	132 KVA Transmission line from Rangit to Melli (SP)	3917.42	2002-03
2	Remodelling of Gangtok Town under NLCPR	2240.40	2004-05
3	Construction of 132 KV Transmission line from Sagbari, Gyalsing to Pelling etc under NLCPR	2303.15	2004-05
4	Construction of 66 KV Transmission line and SS at Chungthang under NLCPR	683.99	2004-05
5	66 KVDC transmission line from LLHP to Bulbuley under NLCPR	1297.00	2002-03
6	Communication and data exchange pertaining to SLDC under NLCPR	849.00	2002-03
7	Synchronisation of Rimbi Stage I modernisation Rimbi Stage I, Rimbi II & Kalez (NLCPR)	3100.87	2006-07
8	Various works under APDRP (Central Sector)	6343.00	2002-03
<b>Human Resources Development Department</b>			
1	4/R/S/B at Tarpin	14.20	19.01.05
2	4/R/S/B at Chowang	14.34	17.05.05
3	Construction of toilet at Nampatam	2.13	24.11.03
4	4/R/S/B at Phamphok	14.44	20.10.03
5	Construction of toilet at Tokday	2.04	23.02.03
6	4/R/S/B at Mulukay IX	15.06	08.11.04
7	4/R/S/B at Chuba IX	15.72	03.11.04
8	4/R/S/B at 10th Mile IX	16.49	15.11.04
9	4/R/S/B at Raley IX	15.06	20.09.04
10	4/R/S/B at Lingcum IX	14.71	12.10.04
11	4/R/S/B at Nampatam IX	14.72	30.09.04
12	6/R/S/B at Perbing (IX)	18.54	27.10.03

---

**ENTS – LIST OF INCOMPLETE CAPITAL WORKS**


---

Target Date of Completion	Revised Cost (if any)	Expenditure upto 2005-06	Expenditure during the year	Expenditure upto 2006-07	Remarks
(In lakhs of Rupees)					
2004-05	-	3627.45	-	3627.45	Work under progress
2007	-	1275.24	-	1950.14	-do-
2007	-	807.05	-	1507.01	-do-
2007	-	399.92	-	596.50	-do-
38808	-	1086.30	-	1275.01	-do-
2007	-	697.41	-	806.72	-do-
2007-08	-	-	-	929.40	-do-
2007-08	15473.00	-	-	15472.04	-do-
18.12.05	-	12.12	-	12.12	Work under progress
16.11.05	-	12.38	-	12.38	-do-
24.12.03	-	1.99	-	1.99	-do-
20.04.04	-	6.43	-	6.43	-do-
23.03.03	-	1.47	-	1.47	-do-
07.05.05	-	12.78	-	12.78	-do-
02.05.05	-	13.34	-	13.34	-do-
14.05.05	-	14.00	-	14.00	-do-
20.02.05	-	12.72	-	12.72	-do-
11.04.05	-	12.31	-	12.31	-do-
29.05.05	-	12.22	-	12.22	-do-
26.04.05	-	14.01	1.66	15.67	-do-

## APPENDIX - IV Contd. STATEMENT OF COMMITMENT

Sl.No.	Name of Project	Cost of work and Order No	Date of Commencement
(In lakhs of Rupees)			
<b>Human Resources Development Department Contd.</b>			
13	4/R/S/B at Nandugaon IX	13.23	04.10.04
14	4/R/S/B at Sapung VIII	13.51	29.08.04
15	4/R/S/B at Jawbari VIII	13.20	29.08.04
16	4/R/S/B at Simbolay IX	14.43	17.11.04
17	4/R/S/B at Migyong IX	14.55	19.10.04
18	4/R/S/B at Nakutadong IX	15.77	30.10.04
19	4/R/S/B at Toyang IX	15.77	29.09.04
20	Annexe Bldg. G.D.C. Tadong	46.54	23.11.02
21	Composite Bldg. at Daramdin	111.78	05.08.02
22	Const. of Sch. Bldg. at Yuksum	49.49	31.10.00
23	4/R/S/B at Tumin Barang JHS	17.43	04.01.06
24	4/R/S/B at Pacha Sarswati PS	21.19	03.07.05
25	4/R/S/B at Pheri PS	17.89	18.11.05
26	4/R/S/B Sakukhani PS	17.54	02.11.05
27	6/R/S/B at Kalzang Gyatso SS	24.57	14.11.05
28	4/R/S/B at Rabom SS	17.63	29.12.05
29	6/R/S/B at Tarku SS	24.15	24.04.06
30	6/R/S/B at Ralong SS	24.06	26.04.06
31	4/R/S/B at Lungchuk PS	17.38	04.01.06
32	4/R/S/B at Hoorgaon PS	18.57	27.03.06
33	4/R/S/B Siktam PS	16.57	"
34	12/R/S/B at Sajong SSS	84.30	08.04.05
35	12/R/S/B Dhajay SSS	82.84	"



---

**ENTS – LIST OF INCOMPLETE CAPITAL WORKS**


---

Target Date of Completion	Revised Cost (if any)	Expenditure upto 2005-06	Expenditure during the year	Expenditure upto 2006-07	Remarks
(In lakhs of Rupees)					
04.04.05	-	10.47	1.13	11.59	Work under progress
29.04.04	-	11.20	0.94	12.14	-do-
29.04.04	-	9.96	1.92	11.87	-do-
17.05.05	-	11.55	2.70	14.26	-do-
18.03.05	-	13.33	-	13.33	-do-
30.03.05	-	6.15	7.24	13.38	-do-
29.01.05	-	13.40	-	13.40	-do-
23.08.03	-	32.97	-	32.97	-do-
05.02.04	-	102.60	2.34	104.94	-do-
31.07.01	-	43.74	-	43.74	-do-
04.09.06	-	5.27	7.89	13.16	-do-
03.04.06	-	6.45	9.69	16.14	-do-
18.08.06	-	6.33	8.86	15.19	-do-
02.08.06	-	6.23	8.74	14.96	-do-
14.11.06	-	5.80	11.50	17.30	-do-
29.09.06	-	4.75	4.82	9.57	-do-
24.04.07	-	8.80	9.12	17.92	-do-
26.04.07	-	6.64	11.40	18.05	-do-
04.09.06	-	2.62	10.85	13.48	-do-
27.03.07	-	4.07	6.58	10.65	-do-
"	-	4.10	0.75	4.85	-do-
08.10.06	-	55.15	-	55.15	-do-
"	-	53.41	-	53.41	-do-

## APPENDIX – IV Contd. STATEMENT OF COMMITM

Sl.No.	Name of Project	Cost of work and Order No	Date of Commencement
(In lakhs of Rupees)			
<b>Human Resources Development Department Contd.</b>			
36	4/R/S/B at Rangrang JHS	21.87	04.07.06
37	6/R/S/B at Tamatam JHS	30.60	30.12.06
38	12/R/S/B at Temi SSS	71.75	19.09.05
39	12/R/S/B at Tashiding	70.42	12.09.06
40	Electrification of Sikkim Law College	13.42	01.10.06
41	4/R/S/B at Lower Syari SS	17.01	19.04.05
42	4/R/S/B at Doksum PS	17.99	27.10.05
43	4/R/S/B at pacheykhani Sanskrit	15.78	16.05.05
44	6/R/S/B at Basilakha PS	25.22	19.04.05
45	4/R/S/B at Lower Aho JHS	16.49	24.10.05
46	Protective work & Yard filling at Sichey SS	9.01	18.03.05
47	Construction of brick wall fencing around the Sichey SS	5.49	28.03.05
48	Development of playground at Enchey SSS	12.68	19.04.05
49	Vertical extension to Namthang S	15.75	18.01.07
50	4/R/S/B at Rupsang PS	21.80	10.04.05
51	4/R/S/B at Lungchuk PS	21.80	''
52	4/R/S/B Dhupidara PS	21.80	''
53	6/R/S/B at Machong SS	29.74	19.06.06
54	4/R/S/B at Latuk PS	21.41	06.03.06
55	4/R/S/B at Dhanbari PS	18.54	''
56	4/R/S/B at Sokpay PS	22.42	02.05.06
57	4/R/S/B Burul PS	24.43	22.04.06

---

**ENTS – LIST OF INCOMPLETE CAPITAL WORKS**


---

Target Date of Completion	Revised Cost (if any)	Expenditure upto 2005-06	Expenditure during the year	Expenditure upto 2006-07	Remarks
(In lakhs of Rupees)					
04.07.07	-	4.25	7.42	11.66	Work under progress
30.09.07	-	5.63	1.10	6.73	-do-
19.03.07	-	-	45.22	45.22	-do-
12.03.08	-	0.98	45.13	46.14	-do-
15.02.07	-	-	6.72	6.72	-do-
19.10.05	-	0.20	0.21	0.41	-do-
27.04.06	-	-	0.57	0.57	-do-
16.02.06	-	5.00	2.24	7.24	-do-
19.10.05	-	-	0.76	0.76	-do-
24.07.06	-	0.18		0.18	-do-
10.08.05	-	3.00	0.35	3.35	-do-
28.05.05	-	-	0.20	0.20	-do-
18.10.05	-	5.00	0.42	5.42	-do-
18.03.06	-	-	5.01	5.01	-do-
10.01.06	-	6.57	10.92	17.49	-do-
"	-	0.47	17.67	18.14	-do-
"	-	0.48	7.56	8.04	-do-
19.06.07	-	1.98	15.80	17.78	-do-
06.03.07	-	9.68	9.70	19.38	-do-
"	-	9.32	3.31	12.63	-do-
02.05.07	-	1.15	12.61	13.76	-do-
22.04.07	-		15.62	15.62	-do-

## APPENDIX – IV Contd. STATEMENT OF COMMITM

Sl.No.	Name of Project	Cost of work and Order No	Date of Commencement
(In lakhs of Rupees)			
<b>Human Resources Development Department Contd.</b>			
58	4/R/S/B at Majuwa	19.31	"
59	4/R/S/B at Sopakha PS	24.78	29.03.06
60	4/R/S/B Kongri PS	19.40	10.03.06
61	Residential building, approach road, fencing & cross drain at GDC. Kamrang	485.61	30.06.06
62	Sanskrit Mahavidhyalaya at Samdong	551.81	22.05.06
63	4/R/S/B at Kupup	19.27	17.08.06
64	12/R/S/B cum Auditorium at Dentam SSS	94.55	27.10.05
65	4/R/S/B at Jhakridunga PS	25.00	08.08.05
66	4/R/S/B at Sanku PS	25.00	"
67	6/R/S/B at Khandu JHS	35.00	"
68	Law College at Burtuk	184.53	05.10.01
69	Infrastructural Upgradation of GDC, Tadong (NEC)	148.06	01.03.05
70	Electrification of G.D.C, Tadong	7.16	"
71	4/R/S/B at Denchung	21.79	10.04.05
72	4/R/S/B at Melli Payong	21.79	"
73	4/R/S/B at Neh Broom	21.79	"
74	4/R/S/B at Bhanjyang	21.79	"
75	4/R/S/B at Lower Perbing	21.79	"
76	4/R/S/B at Pabong JHS	21.79	"
77	4/R/S/B at Bakhim PS	21.79	"
78	4/R/S/B at Kaijalay PS	21.79	"
79	4/R/S/B at Chumpong JHS	21.79	"

---

**ENTS - LIST OF INCOMPLETE CAPITAL WORKS**


---

Target Date of Completion	Revised Cost (if any)	Expenditure upto 2005-06	Expenditure during the year	Expenditure upto 2006-07	Remarks
		(In lakhs of Rupees)			
"	-	0.87	12.31	13.17	Work under progress
29.03.07	-	7.77	9.06	16.82	-do-
10.03.07	-	6.76	10.12	16.89	-do-
30.12.07	-	-	131.09	131.06	-do-
22.11.08	-	-	117.57	117.57	-do-
16.08.07	-	-	6.36	6.36	-do-
27.12.06	-	19.76	19.15	38.91	-do-
08.02.06	-	6.53	9.36	15.89	-do-
"	-	6.56	9.83	16.39	-do-
"	-	8.05	9.86	17.92	-do-
25.04.03	-	144.71	39.81	184.52	-do-
01.12.05	188.23	161.44	26.77	188.21	-do-
"	-	-	7.07	7.07	-do-
10.01.06	-	9.06	12.07	21.13	-do-
"	-	10.74	10.34	21.08	-do-
"	-	14.72	6.84	21.57	-do-
"	-	12.11	9.54	21.65	-do-
"	-	15.13	5.69	20.82	-do-
"	-	12.85	4.98	17.83	-do-
"	-	2.49	17.70	20.19	-do-
"	-	5.98	14.77	20.75	-do-
"	-	9.32	8.13	17.45	-do-

## APPENDIX – IV Contd. STATEMENT OF COMMITMENT

Sl.No.	Name of Project	Cost of work and Order No	Date of Commencement
--------	-----------------	---------------------------	----------------------

(In lakhs of Rupees)

**Human Resources Development Department Concl.**

85	6/R/S/B at Labi Ringdem PS	28.78	06.03.06
86	4/R/S/B at Passi PS	23.22	20.03.06
87	4/R/S/B Simphok PS	25.00	"
88	4/R/S/B at Ledung PS	25.00	"
89	4/R/S/B at Ribdi JHS	10.00	06.04.05
90	3/R/S/B at Upper Niya LPS	8.96	16.04.05

**Buildings and Housing Department**

1	Const. of Guest House, Kolkata	376.89	08.04.02
2	Const. of Boundary Fencing at SDM Complex Pakyong.	13.54	20.07.03
3	Const. of Multipurpose Gymnasium Hall at SAP, Pakyong.	153.45	26.04.06
4	Const. of View Tower at Pelling	52.00	24.10.05
5	Const. of Sherpa Community Centre at Okheray.	100.52	28.02.05
6	Const. of RAC Bldg. at Jorethang.	971.9	12.01.05
7	Const. of approach road to SDM Complex, Rongli.	36.99	15.03.03
8	Const. of SDM Complex at Rongli.	541.32	16.02.04
9	Const. of High Court Phase-II	448.50	08.04.05
10	Const. of Chief Justice bungalow at Judiciary.	135.87	26.04.04
11	Const. of CI-II 2 unit qtrs. At Sichey Judiciary Complex.	39.46	07.11.05
12	Const. of CI-III 2unit qtrs. At Sichey Judiciary Complex.	21.54	24.02.04
13	Const. of CI-IV 2 unit qtrs. at Sichey Judiciary Complex.	78.16	26.02.04
14	Const. of Guard barrack at Sichey Judiciary Complex.	47.81	28.05.04

---

**ENTS – LIST OF INCOMPLETE CAPITAL WORKS**


---

Target Date of Completion	Revised Cost (if any)	Expenditure upto 2005-06	Expenditure during the year	Expenditure upto 2006-07	Remarks
(In lakhs of Rupees)					
06.03.07	-	1.00	18.94	28.94	Work under progress
27.03.07	-	6.90	15.88	22.78	-do-
"	-	12.40	11.67	24.07	-do-
"	-	6.68	19.01	25.69	-do-
06.08.05	-	8.60	1.05	9.66	-do-
16.08.05	-	5.54	3.07	8.60	-do-
On progress	-	180.58	31.67	212.25	Work under progress
19.11.03	-	0.52	-	0.52	-do-
26.04.07	-	49.97	18.61	68.58	-do-
30.06.07	-	1.73	14.00	15.73	-do-
30.06.07	-	30.81	15.00	45.81	-do-
11.06.08	-	326.65	22.00	348.65	-do-
15.08.03	45.68	16.83	14.95	31.78	-do-
15.08.05	-	114.76	28.25	143.01	-do-
07.10.05	-	32.00	36.00	68.00	-do-
25.04.05	-	18.13	88.19	106.32	-do-
On progress	-	1.32	20.03	21.35	-do-
23.02.05	-	0.82	17.95	18.77	-do-
25.02.05	-	2.09	63.09	65.18	-do-
On progress	-	1.63	30.84	32.47	-do-

## APPENDIX – IV Concl. STATEMENT OF COMMITM

Sl.No.	Name of Project	Cost of work and Order No	Date of Commencement
--------	-----------------	---------------------------	----------------------

(In lakhs of Rupees)

**Buildings and Housing Department Concl.**

15	Const. of approach road to Sichey Judiciary Complex.	24.21	01.05.04
16	Const. of Judges qtrs. at Sichey.	276.64	20.05.04
17	Foundation improvement & strengthening of SLAS Bldg.	98.71	15.01.07
18	Const. of chain link boundary fencing phase-I.	38.75	01.05.04
19	Const. of chain link boundary fencing Phase-II Raj Bhawan.	37.45	04.05.04
21	Entrance Gate at Raj Bhawan.	3.83	01.11.05
22	Const. of SDM Office at Soreng.	108.46	30.12.05
23	Const. of DAC at Namchi	366.24	27.10.05



---

**ENTS – LIST OF INCOMPLETE CAPITAL WORKS**


---

Target Date of Completion	Revised Cost (if any)	Expenditure upto 2005-06	Expenditure during the year	Expenditure upto 2006-07	Remarks
(In lakhs of Rupees)					
On progress	-	10.02	13.18	23.20	Work under progress
On progress	-	55.28	161.76	217.04	-do-
23.03.07	-	-	85.00	85.00	-do-
15.08.04	-	6.34	22.01	28.35	-do-
15.08.04	-	27.05	5.55	32.60	-do-
On progress	-	2.29	-	2.29	-do-
30.06.07	-	-	-	22.58	-do-
-	-	256.24	72.00	328.24	-do-

THE UNIVERSITY OF CHICAGO  
DEPARTMENT OF CHEMISTRY  
540 EAST 57TH STREET  
CHICAGO, ILLINOIS 60637

Dear Sir:

I have received your letter of the 10th and am glad to hear that you are interested in the work of the Department of Chemistry at the University of Chicago. I am sure that you will find the work of the Department very interesting and that you will find many opportunities for collaboration.