



सत्यमेव जयते

FINANCE ACCOUNTS 2007-2008

"Placed on the Table of the
State Assembly on 5/1/09."

GOVERNMENT OF ASSAM




TABLE OF CONTENTS

	Page(s)
Certificate of the Comptroller and Auditor General of India	(iii)
Introductory	1-4

PART I- SUMMARISED STATEMENTS

No.1-	Summary of transaction	6-38
No.2-	Capital Outlay-Progressive Capital outlay to the end of 2007-2008	39-41
No.3	Financial Result of Irrigation Works	42-43
No.4-	Debt Position -	
	(i) Statement of borrowings	44-47
	(ii) Other obligations	48
	(iii) Service of debt	48-49
No.5-	Loans and Advances by the State Government-	
	(i) Statements of loans and advances	50
	(ii) Recoveries in arrears	51
No.6-	Guarantees given by the Government of Assam for repayment of loans, etc., raised by statutory corporations, local bodies and other institutions	52 - 55
No.7 -	Cash balance and investments of cash balances	56-58
No.8-	Summary of balances under Consolidated Fund, Contingency Fund and Public Account	59-61

PART II - DETAILED ACCOUNTS AND OTHER STATEMENTS

A-Revenue and Expenditure

No.9-	Statements of revenue and expenditure under different heads expressed as a percentage of total revenue/expenditure	64-67
No.10-	Statement showing the distribution between charged and voted expenditure	68
No.11-	Detailed account of revenue by minor heads	69-85
No.12-	Detailed account of expenditure by minor heads	86-135
No.13-	Detailed statement of capital expenditure during and to the end of 2007-2008	136-225

(ii)

	Page(s)
No.14- Details of investments of Government in statutory corporations, Government companies, other joint stock companies, co-operative banks and societies etc., upto the end of 2007-2008	226-239
No.15- Statement showing the capital and other expenditure (other than on revenue account) to end of 2007-2008 and the principal sources from which funds were provided for that expenditure.	240-243
B-Debt, Contingency Fund and Public Account	
No.16- Detailed Statement of receipts, disbursements and balances under heads of accounts relating to Debt, Contingency Fund and Public Account.	246-257
No.17- Detailed statement of debt and other interest bearing obligations of Government. Annexure to statement No. 17	258-261 262-271
No.18- Detailed statement of loans and advances made by Government.	272-289
No.19- Statement showing the details of earmarked balances Annexure to statement No. 19	290-291 292-293
Appendix to Statement No.12	294
Appendix I - Particulars of investments at the end of three years ending March, 2008.	295
Appendix II- Particulars of details/information awaited from the Departmental/Treasury Officers in connection with the reconciliation of balances	296
Annexe-I Maturity Profile of 6003-Internal Debt of the State Government and 6004-Loans and Advances from Central Government.	297
Annexe-II Changes in the Financial Assets for the year 2007-2008	298
Appendix III-Expenditure on Salaries by various Departments/Major Heads during the year.	299-305
Appendix to Statement No.13	306-366

CERTIFICATE OF THE COMPTROLLER AND AUDITOR GENERAL OF INDIA

This compilation containing the Finance Accounts of the Government of Assam for the year 2007-2008 presents the accounts of the receipts and outgoings of the Government for the year, together with the financial results disclosed by the revenue and capital accounts, the accounts of the public debt and the liabilities and assets as worked out from the balances recorded in the accounts. The Appropriation Accounts of the Government for the year for Grants and Charged Appropriations, presented separately, supplement this compilation.


These accounts have been prepared and examined under my direction in accordance with the requirements of the Comptroller and Auditor General's (Duties, Powers and Conditions of Service) Act, 1971. According to the best of my information, as a result of audit of these accounts, the accounts now presented read with the observations in this compilation, are correct statements of receipts and outgoings of the Government of Assam for the year 2007-2008. Points of interest arising out of the study of these accounts as well as test audit conducted during the year or earlier years are contained in my Report(s) being presented separately for the year 2007-2008, Government of Assam.



(VINOD RAI)

Comptroller and Auditor General of India

New Delhi,
The 17 SEP 2008



INTRODUCTORY

I. The accounts of Government are kept in three parts:-

- A. Part I - Consolidated Fund
- B. Part II - Contingency Fund
- C. Part III - Public Account

1. In Part I, namely Consolidated Fund, there are two main divisions, viz.:-

- a) **Revenue** - consisting of sections for 'Receipt Heads (Revenue Account), and 'Expenditure Heads (Revenue Account)'
- b) **Capital, Public Debt, Loans, etc.**- consisting of sections for 'Receipt Heads (Capital Account),' 'Expenditure Heads (Capital Account),' and 'Public Debt, Loans and Advances, etc.'

(1) The revenue division deals with the proceeds of taxation and other receipts classed as revenue and the expenditure met therefrom, the result of which represents the revenue surplus or deficit for the year.

(2) In Capital division, the section 'Receipt Heads (Capital Account)' deals with the receipt of Capital nature which cannot be applied as a set off to capital expenditure.

(3) The section 'Expenditure Heads (Capital Account)' deals with expenditure met usually from borrowed funds with the object of increasing concrete assets of a material and permanent character. It also includes receipts of a Capital nature intended to be applied as a set-off against expenditure.

(4) The section 'Public Debt,' 'Loans and Advances, etc.,' comprises loans raised and their repayments by Government such as 'Internal Debt' and 'Loans and Advances' made (and their recoveries) by Government. The section also includes certain special types of heads for transaction relating to 'Appropriation to the Contingency Fund' and 'Inter-State Settlement'.

2. In part II, namely Contingency Fund, of the accounts, the transactions connected with the Contingency Fund established under Art.267 of the Constitution of India are recorded.
3. In part III, namely Public Account, of the accounts, the transactions relating to 'Debt' (Other than those included in Part I), 'Deposits', 'Advances', 'Remittances' and 'Suspense' are recorded. The transactions under 'Debt', 'Deposits' and 'Advances', in this part are those in respect of which Government incurs a liability to repay the moneys received or has a claim to recover the amounts paid, together with the repayments of the former ('Debt' and 'Deposits') and the recoveries of the latter ('Advances'). The transactions relating to 'Remittances' and 'Suspense' in this part embrace all merely adjusting heads under which appear such transactions as remittances of cash between treasuries and currency chests, transfers between different accounting circles, etc. The initial debits or credits to these heads will be cleared eventually by corresponding receipts or payments either within the same circle of account or in another account circle.

II. Sections and Heads of Accounts

- A. Within each of the sections in Part I mentioned above the transactions are grouped into sectors, such as 'Tax-Revenue', 'Non-Tax Revenue' and 'Grants-in-aid and Contributions', for the receipt heads (revenue account), and 'General Services', 'Social Services' 'Economic Services' and 'Grants-in-aid and Contributions' for expenditure heads. Specific functions of services (such as Education, Sports, Art and Culture, Health and Family Welfare, Water Supply, Sanitation, Housing and Urban Development etc. in respect of Social Services) are grouped in Sectors for expenditure heads. In Part-III (Public Account) also, the transactions are grouped into sectors, such as 'Small Savings', 'Provident Funds', 'Reserve Funds' etc. The sectors are sub-divided into major heads of account. In some cases the sectors are, in addition, sub-divided into sub-sectors before their divisions into major heads of account.
- B. The major heads are divided into sub-major heads in some cases and minor heads, with a number of subordinate heads, generally known as sub-heads. The sub-heads are further divided into detailed heads. Under each of these heads, the expenditure is shown distributed between charged and voted. Sometimes major heads are also divided into sub-major heads, before their further division into minor heads. Apart from the Sectoral and sub-sectoral classification the Major Heads, Sub-Major Heads, Minor Heads, Sub-Heads, Detailed Heads and Object-Heads together constitute a six-tier arrangement of the classification structure of the Government Accounts. The major, minor and sub-heads prescribed for the classification of expenditure in the

general accounts are not necessarily identical with the Grants sub-heads and other units of allotments which are adopted by the Governments for Demands for Grants presented to the Parliament or Legislatures but in general a certain degree of correlation is maintained between the Demands for Grants and the Finance Accounts.

- C. The major heads of accounts, falling within the sectors for expenditure heads, generally correspond to functions of Government, while the minor heads, subordinate to them, identify the programmes undertaken to achieve the objectives of the function represented by the major head. The sub-head represents the scheme, the detailed head the sub-scheme and object head the object level of classification.

1. Coding Pattern

a) Major Heads

From 1st April 1987 a four digit code has been allotted to the major head, the first digit indicating whether the major head is a Revenue Receipt head or Revenue Expenditure head or Capital Expenditure head or a Loan head.

The first digit of Code for Revenue Receipt head is either '0' or '1'. Adding 2 to the first digit code of the Revenue Receipt head will give the number allotted to corresponding Revenue Expenditure head; adding another 2, the Capital Expenditure head; and another 2, the Loan head of account. For example, for Crop Husbandry code 0401 represents the Receipts head, 2401, the Revenue Expenditure head, 4401, Capital Outlay head and 6401, Loan head.

Such a pattern is, however, not relevant for those departments which are not operating Capital/Loan heads of accounts e.g. Department of Supply. In a few cases, where receipt and expenditure are not heavy, certain functions have been combined under a single major head, the functions themselves forming sub-major heads under that Major head.

b) Sub-Major Heads

A two digit code has been allotted, the code starting from 01 under each Major Head. Where no sub-major head exists it is allotted a Code '00'. The nomenclature 'General' has been allotted Code '80' so that even after

further sub-major heads are introduced the Code for 'General' will continue to remain the last one.

c) **Minor Heads**

These have been allotted a three digit code, the codes starting from '001' under each sub-major/major head (where there is no sub-major head). Codes from '001' to '100' and few codes '750' to '900' have been reserved for certain standard minor heads. The coding pattern for minor heads has been designed in such a way that in respect of certain minor heads having a common nomenclature under many major/sub-major heads, the same three digit code is adopted as far as possible.

Under this scheme of codification, the receipt major heads (Revenue Account) are assigned the block numbers from 0020 to 1606, expenditure major heads (Revenue Account) from 2011 to 3606, expenditure major heads (Capital Account) from 4046 to 5475, major heads, under 'Public Debt' from 6001 to 6004 and those under 'Loans and Advances', 'Inter-State Settlement' and 'Transfer to Contingency Fund' from 6075 to 7999. The code number 4000 has been assigned for Capital Receipt major head. The only major head 'Contingency Fund' in part II 'Contingency Fund' has been assigned the code number 8000. The major heads in the Public Account are assigned the code numbers from 8001 to 8999.

The transactions included in these accounts represent mainly the actual cash receipts and disbursements during the financial year April to March as distinguished from amounts due to or from Government during the same period. The cash basis system is, however, not entirely suitable for recording the transactions and presenting the true state of affairs of Government commercial undertakings run on commercial principles. The detailed accounts of this class of undertakings are, therefore, maintained outside the regular accounts in proper commercial form and are subject to test check by the Indian Audit and Accounts Department.

The figures of actuals shown in these accounts are net, after taking into account the recoveries, although the Demands presented to Legislature and the Appropriation Accounts are for gross expenditure and exclude credits and recoveries which are otherwise taken as reduction of expenditure.

PART I – SUMMARISED STATEMENTS

STATEMENT NO. 1

Receipts

ACTUALS

2006-2007 2007-2008

(In lakh of rupees)

PART-I

RECEIPT HEADS (REVENUE ACCOUNT)

A. TAX REVENUE

(a) Taxes on income and Expenditure

0020	Corporation Tax	12,16,91.00	15,60,93.00
0021	Taxes on Income other than Corporation Tax	7,38,97.00	10,47,67.00
0022	Taxes on Agricultural Income	2,51.63	3,14.08
0028	Other Taxes On Income and Expenditure	1,08,15.93	1,24,60.03
	Total-(a) Taxes on income and Expenditure	20,66,55.56	27,36,34.11

(b) Taxes on Property and Capital Transactions

0029	Land Revenue	74,14.84	79,76.11
0030	Stamps and Registration Fees	97,31.81	1,09,91.14
0032	Taxes on Wealth	1,53.00	1,73.00
	Total-(b) Taxes on Property and Capital Transactions	1,72,99.65	1,91,40.25

(c) Taxes on Commodities and Services

0037	Customs	7,60,49.00	9,29,65.00
0038	Union Excise Duties	8,07,53.00	8,87,47.00
0039	State Excise	1,74,88.13	1,88,71.13
0040	Taxes on Sales, Trades etc.	27,83,24.35	26,91,42.64
0041	Taxes on Vehicles	1,51,14.74	1,38,61.85
0042	Taxes on Goods and Passengers	70,15.23	12,39.30
0043	Taxes and Duties on Electricity	15,89.55	4,62.35

0050 Stamps and Registration Fees 97,31.81 1,09,91.14

0032 Taxes on Wealth 1,53.00 1,73.00

Total-(b) Taxes on Property and Capital Transactions 1,72,99.65 1,91,40.25

SUMMARY OF TRANSACTIONS

Disbursements

ACTUALS

2006-2007

2007-2008

(In lakh of rupees)

CONSOLIDATED FUND

EXPENDITURE HEADS (REVENUE ACCOUNT)

A. GENERAL SERVICES

(a) Organs of State

2011	Parliament/State/Union Territory Legislatures	17,39.51	18,35.69
2012	President, Vice-President/Governor/Administrator of Union Territories	2,19.54	2,31.19
2013	Council of Ministers	3,05.19	3,39.12
2014	Administration of Justice	14,50.25	63,16.25
2015	Elections	48,65.80	13,31.96
	Total-(a) Organs of State	85,80.29	1,00,54.21

(b) Fiscal Services

(ii) Collection of Taxes on Property and Capital Transactions

2029	Land Revenue	71,27.49	80,37.13
2030	Stamps and Registration	9,10.80	9,40.97
	Total-(ii) Collection of Taxes on Property and Capital Transactions	80,38.29	89,78.10

(iii) Collection of Taxes on Commodities and Services

2039	State Excise Duties	9,69.95	10,37.06
2040	Taxes on Sales, Trades etc.	34,92.65	23,39.39
2041	Taxes on Vehicles	8,07.54	8,56.33
2045	Other Taxes and Duties on Commodities and Services	1,54.22	1,61.70
	Total-(iii) Collection of Taxes on Commodities and Services	54,24.36	43,94.48

STATEMENT NO. 1

Receipts

ACTUALS

2006-2007

2007-2008

(In lakh of rupees)

PART-I

RECEIPT HEADS (REVENUE ACCOUNT)- Contd.

		2006-2007	2007-2008
A. TAX REVENUE-Concl.			
(c) Taxes on Commodities and Services -Concl.			
0044	Service Tax	3,74,00.00	4,91,03.00
0045	Other Taxes and Duties on commodities and Services	5,41.98	6,04.53
Total-(c) Taxes on Commodities and Services		51,42,75.98	53,49,96.80
Total -A. TAX REVENUE		73,82,31.19	82,77,71.16
B. NON-TAX REVENUE			
(b) Interest Receipts, Dividends and Profits			
0049	Interest Receipts	1,67,48.61	2,40,71.67
0050	Dividends and Profits	18,54.30	23,99.65
Total-(b) Interest Receipts, Dividends and Profits		1,86,02.91	2,64,71.32
(c) Other Non-Tax Revenue			
(i) General Services			
0051	Public Service commission	19.61	1.51
0055	Police	14,91.32	13,15.51
0056	Jails	6.85	4.67
0058	Stationery and Printing	10.17	19.79
0059	Public Works	3,09.41	2,89.30
0070	Other Administrative Services	9,60.81	13,56.70
0071	Contributions and Recoveries towards Pension and Other Retirement Benefits	4,76.44	5,38.48
0075	Miscellaneous General Services	-0.56	1,05,03.10*

* Includes Rs.1,05,40.99 transferred from 6004-Loans & Advances from Central Govt. on account of Debt Waiver Scheme granted by Govt. of India on recommendation of 12th Finance Commission

SUMMARY OF TRANSACTIONS-Contd.

Disbursements

ACTUALS

2006-2007

2007-2008

(In lakh of rupees)

CONSOLIDATED FUND-Contd.

EXPENDITURE HEADS (REVENUE ACCOUNT)-Contd.

A. GENERAL SERVICES-Contd.

(b) Fiscal Services -Concl'd.

(iv) Other Fiscal Services -Concl'd.

2047	Other Fiscal Services	75.49	1,24.23
	Total-(iv) Other Fiscal Services	75.49	1,24.23
	Total-(b) Fiscal Services	1,35,38.14	1,34,96.81
	(c) Interest payment and servicing of Debt		
2048	Appropriation for reduction or avoidance of Debt	1,76,00.00	2,04,00.00
2049	Interest Payment	15,15,67.41	15,12,23.90
	Total-(c) Interest payment and servicing of Debt	16,91,67.41	17,16,23.90
	(d) Administrative Services		
2051	Public Service Commission	3,00.55	3,47.04
2052	Secretariat-General Services	98,63.63	2,76,31.59
2053	District Administration	50,01.84	52,85.83
2054	Treasury and Accounts Administration	21,04.46	25,72.57
2055	Police	7,76,73.82	9,74,99.23
2056	Jails	30,56.94	31,88.59
2058	Stationery and Printing	10,77.38	13,88.67
2059	Public Works	1,23,61.81	1,57,49.64
2070	Other Administrative Services	96,71.03	94,86.31
	Total-(d) Administrative Services	12,11,11.46	16,31,49.47

STATEMENT NO. 1

Receipts

ACTUALS

2006-2007

2007-2008

(In lakh of rupees)

PART-I

RECEIPT HEADS (REVENUE ACCOUNT)- Contd.

B. NON-TAX REVENUE-Contd.

(c) Other Non-Tax Revenue -Contd.

(i) General Services-Concl'd.

Total-(i) General Services

32,74.05

1,40,29.06

(ii) Social Services

0202 Education, Sports, Art and Culture

1,22,79.65

6,36.39

0210 Medical and Public Health

5,49.80

7,15.32

0211 Family Welfare

2.38

1.27

0215 Water Supply and Sanitation

45.79

70.93

0216 Housing

3,54.87

3,18.38

0217 Urban Development

.88

.86

0220 Information and Publicity

3.12

1.87

0230 Labour and Employment

2,39.54

13,18.12

0235 Social Security and Welfare

49.58

27.36

0250 Other Social Services

.10

...

Total-(ii) Social Services

1,35,25.71

30,90.50

(iii) Economic Services

0401 Crop Husbandry

21.44

33.65

0403 Animal Husbandry

30.71

33.48

0404 Dairy Development

7.06

8.91

0405 Fisheries

92.38

1,19.35

SUMMARY OF TRANSACTIONS-Contd.

Disbursements

ACTUALS

2006-2007

2007-2008

(In lakh of rupees)

CONSOLIDATED FUND-Contd.

EXPENDITURE HEADS (REVENUE ACCOUNT)-Contd.

A. GENERAL SERVICES -Concltd.

(e) Pensions and Miscellaneous General Services

2071 Pensions and Other Retirement benefits	11,77,86.21	13,40,67.59
2075 Miscellaneous General Services	52.87	50.10
Total-(e) Pensions and Miscellaneous General Services	11,78,39.08	13,41,17.69
Total -A. GENERAL SERVICES	43,02,36.38	49,24,42.08

B. SOCIAL SERVICES

(a) Education, Sports, Art and Culture

2202 General Education	25,94,35.55	29,42,82.08
2203 Technical Education	25,45.36	45,64.84
2204 Sports and Youth Services	1,09,34.36	39,54.80
2205 Art and Culture	21,96.49	19,03.53
Total-(a) Education, Sports, Art and Culture	27,51,11.76	30,47,05.25

(b) Health and Family Welfare

2210 Medical and Public Health	4,90,35.83	5,59,17.61
2211 Family Welfare	78,05.06	94,08.82
Total-(b) Health and Family Welfare	5,68,40.89	6,53,26.43

(c) Water Supply, Sanitation, Housing and Urban Development

2215 Water Supply and Sanitation	2,63,78.87	1,80,44.00
2216 Housing	4,46.67	7,21.85
2217 Urban Development	60,61.23	1,23,48.35

Receipts

ACTUALS

2006-2007

2007-2008

(In lakh of rupees)

PART-I

RECEIPT HEADS (REVENUE ACCOUNT)- Contd.

B. NON-TAX REVENUE-Contd.

(c) Other Non-Tax Revenue -Contd.

(iii) Economic Services-Contd.

0406	Forestry and Wild Life	42,98.65	75,02.63
0408	Food Storage and Warehousing	3,45.12	10.78
0425	Co-operation	22.00	28.77
0435	Other Agricultural Programmes	31.44	31.59
0515	Other Rural Development Programmes	3.01	3.20
0552	North Eastern Areas	6,38.27	1,16.20
0575	Other Special Areas Programmes	...	4.31
0701	Major and Medium Irrigation	37.89	35.92
0702	Minor Irrigation	24.48	34.31
0802	Petroleum	13,85,82.36	15,47,87.77
0803	Coal and Lignite	19,71.31	17,87.77
0851	Village and Small Industries	6,60.84	3,72.13
0852	Industries	22.76	1.68
0853	Non-ferrous Mining and Metallurgical Industries	41.72	66.05
1054	Roads and Bridges	32,03.71	44,07.66
1056	Inland Water Transport	2,07.91	2,95.93
1425	Other Scientific Research	22.43	10.92
1452	Tourism	7.01	9.72

SUMMARY OF TRANSACTIONS-Contd.

Disbursements

ACTUALS

2006-2007

2007-2008

(In lakh of rupees)

CONSOLIDATED FUND-Contd.

EXPENDITURE HEADS (REVENUE ACCOUNT)-Contd.

B. SOCIAL SERVICES-Contd.

(c) Water Supply, Sanitation, Housing and Urban Development
-Concl.Total-(c) Water Supply, Sanitation, Housing and Urban
Development

3,28,86.77

3,11,14.20

(d) Information and Broadcasting

2220 Information and Publicity

10,64.89

19,25.92

Total-(d) Information and Broadcasting

10,64.89

19,25.92

(e) Welfare of Scheduled Castes, Scheduled Tribes and Other
Backward Classes2225 Welfare of Scheduled Castes, Scheduled Tribes and Other
Backward Classes

3,55,63.95

2,59,11.47

Total-(e) Welfare of Scheduled Castes, Scheduled Tribes
and Other Backward Classes

3,55,63.95

2,59,11.47

(f) Labour and Labour Welfare

2230 Labour and Employment

40,73.05

34,07.25

Total-(f) Labour and Labour Welfare

40,73.05

34,07.25

(g) Social Welfare and Nutrition

2235 Social Security and Welfare

1,72,77.80

2,26,38.40

2236 Nutrition

44,39.31

92,68.78

2245 Relief on Account of Natural Calamities

1,93,18.56

3,00,87.99

Total-(g) Social Welfare and Nutrition

4,10,35.67

6,19,95.17

(h) Others

2250 Other Social Services

26.80

38.28

2251 Secretariat-Social Services

11,44.64

12,51.45

Total-(h) Others

11,71.44

12,89.73

STATEMENT NO. 1

Receipts

ACTUALS

2006-2007

2007-2008

(In lakh of rupees)

PART-I

RECEIPT HEADS (REVENUE ACCOUNT)- Concl'd.

B. NON-TAX REVENUE-Concl'd.

(c) Other Non-Tax Revenue -Concl'd.

(iii) Economic Services-Concl'd.

1456 Civil Supplies 37.20 ...

1475 Other General Economic Services 2,14.66 1,65.09

Total-(iii) Economic Services 15,05,24.36 16,98,67.82

Total-(c) Other Non-Tax Revenue 16,73,24.12 18,69,87.38

Total -B. NON-TAX REVENUE 18,59,27.03 21,34,58.70

C. GRANTS-IN-AID AND CONTRIBUTIONS

1601 Grants-in-aid from Central government 44,25,36.53 49,12,62.56

Total -C. GRANTS-IN-AID AND CONTRIBUTIONS 44,25,36.53 49,12,62.56

Total -RECEIPT HEADS (REVENUE ACCOUNT) 1,36,66,94.75 1,53,24,92.42

REVENUE DEFICIT/SURPLUS 22,10,41.75 25,80,76.10

SUMMARY OF TRANSACTIONS-Contd.

Disbursements

ACTUALS

2006-2007

2007-2008

(In lakh of rupees)

CONSOLIDATED FUND-Contd.

EXPENDITURE HEADS (REVENUE ACCOUNT)-Contd.

B. SOCIAL SERVICES -Concl'd.

Total -B. SOCIAL SERVICES

44,77,48.42

49,56,75.42

C. ECONOMIC SERVICES

(a) Agriculture and Allied Activities

2401	Crop Husbandry	1,78,79.60	2,17,90.25
2402	Soil and Water Conservation	23,30.98	25,75.44
2403	Animal Husbandry	95,23.66	1,03,62.17
2404	Dairy Development	10,27.83	11,99.00
2405	Fisheries	23,31.06	29,70.36
2406	Forestry and Wild Life	1,58,05.04	1,49,71.78
2407	Plantations	...	3,43.00
2408	Food Storage and Warehousing	23,66.12	22,10.21
2415	Agricultural Research and Education	72,37.22	76,63.01
2425	Co-operation	25,56.16	28,09.73
2435	Other Agricultural Programmes	3,00.14	3,36.79
Total-(a) Agriculture and Allied Activities		6,13,57.81	6,72,31.74
<hr/>			
(b) Rural Development			
2501	Special Programmes for Rural Development	3,25,77.33	3,18,41.37
2515	Other Rural Development Programmes	2,35,58.95	4,67,34.75
Total-(b) Rural Development		5,61,36.28	7,85,76.12

STATEMENT NO. 1

ACTUALS

2006-2007

2007-2008

(In lakh of rupees)

PART-I

SUMMARY OF TRANSACTIONS-Contd.

Disbursements

ACTUALS

2006-2007

2007-2008

(In lakh of rupees)

CONSOLIDATED FUND-Contd.

EXPENDITURE HEADS (REVENUE ACCOUNT)-Contd.

C. ECONOMIC SERVICES-Contd.

(c) Special Areas Programmes

2552	North Eastern Areas	9,94.88	4,20.77
2575	Other Special Areas Programmes	17,06.02	49,01.55
Total-(c) Special Areas Programmes		27,00.90	53,22.32

(d) Irrigation and Flood Control

2701	Major and Medium Irrigation	38,55.84	37,39.10
2702	Minor Irrigation	1,29,61.87	1,44,68.20
2705	Command Area Development	1,75.30	1,71.03
2711	Flood Control and Drainage	99,29.35	1,08,26.87
Total-(d) Irrigation and Flood Control		2,69,22.36	2,92,05.20

(e) Energy

2801	Power	2,90,87.25	30,76.26
2810	Non-Conventional Sources of Energy	6.71	6.00
Total-(e) Energy		2,90,93.96	30,82.26

(f) Industry and Minerals

2851	Village and Small Industries	99,32.09	1,52,43.00
2852	Industries	7,66.52	19,18.01
2853	Non-ferrous Mining and Metallurgical Industries	5,75.48	6,31.16
Total-(f) Industry and Minerals		1,12,74.09	1,77,92.17

STATEMENT NO. 1

Receipts

ACTUALS

2006-2007

2007-2008

(In lakh of rupees)

PART-I

SUMMARY OF TRANSACTIONS-Contd.

Disbursements

ACTUALS

2006-2007

2007-2008

(In lakh of rupees)

CONSOLIDATED FUND-Contd.

EXPENDITURE HEADS (REVENUE ACCOUNT)-Concl'd.

C. ECONOMIC SERVICES -Concl'd.

(g) Transport

3054	Roads and Bridges	3,32,57.17	4,44,07.88
3055	Road Transport	9,42.17	10,05.13
3056	Inland Water Transport	44,65.88	49,58.54
	Total-(g) Transport	3,86,65.22	5,03,71.55

(i) Science Technology and Environment

3425	Other Scientific Research	2,01.12	5,68.06
	Total-(i) Science Technology and Environment	2,01.12	5,68.06

(j) General Economic Services

3451	Secretariate-Economic Services	3,77,21.07	2,90,18.02
3452	Tourism	4,61.65	15,03.77
3454	Census Surveys and Statistics	15,22.33	14,00.95
3456	Civil Supplies	1,83.11	21.19
3475	Other General Economic Services	6,48.74	13,11.28
	Total-(j) General Economic Services	4,05,36.90	3,32,55.21

Total -C. ECONOMIC SERVICES**26,68,88.64****28,54,04.63**

D. GRANTS-IN-AID AND CONTRIBUTIONS

3604	Compensation and Assign. to Local Bodies and Panchayati Raj Institutions.	7,79.56	8,94.19
	Total -D. GRANTS-IN-AID AND CONTRIBUTIONS	7,79.56	8,94.19

Total -EXPENDITURE HEADS (REVENUE ACCOUNT)**1,14,56,53.00****1,27,44,16.31****Total - Expenditure Heads (Capital Account)(A)****14,52,97.85****16,88,10.80**

(A) Figures for each Major Head are given in Statement No. 2

STATEMENT NO. 1

Receipt

ACTUALS

2006-2007

2007-2008

(In lakh of rupees)

PART-I

E. PUBLIC DEBT

6003	Internal Debt of the State Government	11,02,84.09	11,99,07.61
6004	Loans and Advances from the Central Government	12,86.65	-60,78.11
Total -E. PUBLIC DEBT		11,15,70.74	11,38,29.50

F. LOANS AND ADVANCES

	Loans and Advances	34,56.81	40,33.00
Total -F. LOANS AND ADVANCES		34,56.81	40,33.00

H. TRANSFER TO CONTINGENCY FUND

7999	Appropriation to the Contingency Fund
Total - H. TRANSFER TO CONTINGENCY FUND	

Total- Part I- Consolidated Fund

1,48,17,22.30	1,65,03,54.92
----------------------	----------------------

SUMMARY OF TRANSACTIONS-Contd.

Disbursements	ACTUALS	
	2006-2007	2007-2008
(In lakh of rupees)		
CONSOLIDATED FUND-Concl.		
E. PUBLIC DEBT		
6003 Internal Debt of the State Government	3,82,14.54	5,69,06.11
6004 Loans and Advances from the Central Government	1,12,57.73	6,08.37
Total -E. PUBLIC DEBT	4,94,72.27	5,75,14.48
F. LOANS AND ADVANCES		
Loans and Advances	80,63.32	1,42,88.92
Total -F. LOANS AND ADVANCES	80,63.32	1,42,88.92
H. TRANSFER TO CONTINGENCY FUND		
7999 Appropriation to the Contingency Fund
Total - H. TRANSFER TO CONTINGENCY FUND
Total - Part I-Cosolidated Fund	1,34,84,86.44	1,51,50,30.51

STATEMENT NO. 1

Receipts

ACTUALS

2006-2007

2007-2008

(In lakh of rupees)

PART-II

CONTINGENCY FUND

8000 Contingency Fund

...

...

Total - CONTINGENCY FUND

...

...

SUMMARY OF TRANSACTIONS-Contd.**Disbursements****ACTUALS****2006-2007****2007-2008****(In lakh of rupees)****CONTINGENCY FUND****CONTINGENCY FUND**

8000 Contingency Fund

Total - CONTINGENCY FUND

...

...

STATEMENT NO. 1

Receipts

		ACTUALS	
		2006-2007	2007-2008
		(In lakh of rupees)	
		PART-III	
I.	SMALL SAVINGS, PROVIDENT FUNDS, ETC.		
(b)	Provident Funds		
8009	State Provident Funds	5,44,46.86	5,87,93.94
	Total-(b) Provident Funds	5,44,46.86	5,87,93.94
(c)	Other Accounts		
8011	Insurance and Pension Funds	21,52.40	20,34.68
	Total-(c) Other Accounts	21,52.40	20,34.68
	Total -I. SMALL SAVINGS, PROVIDENT FUNDS, ETC.	5,65,99.26	6,08,28.62
J.	RESERVE FUND		
(b)	Reserve Funds not bearing Interest		
8222	Sinking Funds	1,76,00.00	2,04,00.00
8235	General and Other Reserve Funds	1,94,27.64	3,01,46.59
	Total-(b) Reserve Funds not bearing Interest	3,70,27.64	5,05,46.59
	Total -J. RESERVE FUND	3,70,27.64	5,05,46.59
K.	DEPOSIT AND ADVANCES		
(b)	Deposits not bearing Interest		
8443	Civil Deposits	16,04,06.31	21,48,84.66
8448	Deposits of Local Funds	12,15.57	3.35
	Total-(b) Deposits not bearing Interest	16,16,21.88	21,48,88.01
(c)	Advances		
8550	Civil Advances	5,34,08.36	5,90,31.51
	Total-(c) Advances	5,34,08.36	5,90,31.51

SUMMARY OF TRANSACTIONS-Contd.

Disbursements

ACTUALS

2006-2007

2007-2008

(In lakh of rupees)

PUBLIC ACCOUNT

I. SMALL SAVINGS, PROVIDENT FUNDS, ETC.

(b) Provident Funds

8009	State Provident Funds	1,91,77.77	2,62,47.96
	Total-(b) Provident Funds	1,91,77.77	2,62,47.96

(c) Other Accounts

8011	Insurance and Pension Funds	24,82.54	27,85.47
	Total-(c) Other Accounts	24,82.54	27,85.47
	Total -I. SMALL SAVINGS, PROVIDENT FUNDS, ETC.	2,16,60.31	2,90,33.43

J. RESERVE FUND

(b) Reserve Funds not bearing Interest

8222	Sinking Funds	1,76,00.00	2,04,00.00
8229	Development and Welfare Funds
8235	General and Other Reserve Funds	1,17,40.03	1,40,08.20
	Total-(b) Reserve Funds not bearing Interest	2,93,40.03	3,44,08.20
	Total -J. RESERVE FUND	2,93,40.03	3,44,08.20

K. DEPOSIT AND ADVANCES

(a) Deposits bearing Interest

8338	Deposits of Local Funds
8342	Other Deposits
	Total-(a) Deposits bearing Interest

STATEMENT NO. 1

Receipts

ACTUALS

2006-2007

2007-2008

(In lakh of rupees)

PART-III

K. DEPOSIT AND ADVANCES-Concl'd.

Total -K. DEPOSIT AND ADVANCES

21,50,30.24

27,39,19.52

L. SUSPENSE AND MISCELLANEOUS

(b) Suspense

8658 Suspence Accounts

-1,60,15.09

-5,08.63

Total-(b) Suspense

-1,60,15.09

-5,08.63

(c) Other Accounts

8670 Cheques and Bills

2,12.42

2,59.69

8671 Departmental Balances

12,77.32

35,43.21

8673 Cash Balance Investment Account

6,85,73,06.18

9,30,94,74.50

Total-(c) Other Accounts

6,85,87,95.92

9,31,32,77.40

Total -L. SUSPENSE AND MISCELLANEOUS

6,84,27,80.83

9,31,27,68.77

M. REMITTANCES

(a) Money Orders, and other Remittances

8782 Cash Remittances and adjustments between officers rendering accounts to the same Accounts Officer

19,17,77.43

22,42,91.31

Total-(a) Money Orders, and other Remittances

19,17,77.43

22,42,91.31

(b) Inter- Governmental Adjustment Account

8793 Inter-State Suspence Account

-10.04

-4.58

Total-(b) Inter- Governmental Adjustment Account

-10.04

-4.58

Total -M. REMITTANCES

19,17,67.39

22,42,86.73

Total - PUBLIC ACCOUNT

7,34,32,05.36

9,92,23,50.23

SUMMARY OF TRANSACTIONS-Contd.

Disbursements

ACTUALS

2006-2007

2007-2008

(In lakh of rupees)

PUBLIC ACCOUNT-Contd.

K. DEPOSIT AND ADVANCES -Concl'd.

(b) Deposits not bearing Interest

8443	Civil Deposits	14,28,41.55	20,07,32.61
8448	Deposits of Local Funds	9,40.83	...
8449	Other Deposits
Total-(b) Deposits not bearing Interest		14,37,82.38	20,07,32.61

(c) Advances

8550	Civil Advances	8,39,09.47	12,93,56.95
Total-(c) Advances		8,39,09.47	12,93,56.95
Total -K. DEPOSIT AND ADVANCES		22,76,91.85	33,00,89.56

L. SUSPENSE AND MISCELLANEOUS

(b) Suspense

8658	Suspence Accounts	-2,49,12.74	43,19.07
Total-(b) Suspense		-2,49,12.74	43,19.07

(c) Other Accounts

8670	Cheques and Bills	2,12.42	2,59.69
8671	Departmental Balances	14,55.62	33,13.68
8672	Permanent Cash Imprest	.40	.75
8673	Cash Balance Investment Account	7,04,39,90.02	9,49,91,76.86
Total-(c) Other Accounts		7,04,56,58.46	9,50,27,50.98

STATEMENT NO. 1

Receipts

ACTUALS

2006-2007

2007-2008

(In lakh of rupees)

PART-III

Total - RECEIPTS	8,82,49,27.66	11,57,27,05.15
N. CASH BALANCE		
Opening Cash Balance	-3,65,01.34	-5,56,64.90
GRAND TOTAL	8,78,84,26.32	11,51,70,40.25

SUMMARY OF TRANSACTIONS-Concl.**Disbursements****ACTUALS**

2006-2007

2007-2008

(In lakh of rupees)

PUBLIC ACCOUNT-Concl.**L. SUSPENSE AND MISCELLANEOUS -Concl.****(d) Accounts with Governments of Foreign Countries -Concl.**

8679	Accounts with Government of other Countries
Total-(d) Accounts with Governments of Foreign Countries	
Total -L. SUSPENSE AND MISCELLANEOUS		7,02,07,45.72	9,50,70,70.05

M. REMITTANCES**(a) Money Orders, and other Remittances**

8782	Cash Remittances and adjustments between officers rendering accounts to the same Accounts Officer	19,05,35.83	22,70,54.56
Total-(a) Money Orders, and other Remittances		19,05,35.83	22,70,54.56

(b) Inter- Governmental Adjustment Account

8793	Inter-State Suspense Account	56,31.04	-61,45.79
Total-(b) Inter- Governmental Adjustment Account		56,31.04	-61,45.79

Total -M. REMITTANCES

19,61,66.87

22,09,08.77

Total - PUBLIC ACCOUNT

7,49,56,04.78

10,12,15,10.02

Total - DISBURSEMENT

8,84,40,91.22

11,63,65,40.53

N. CASH BALANCE**Closing Cash Balance**

-5,56,64.90

-11,95,00.28(a)

GRAND TOTAL

8,78,84,26.32

11,51,70,40.25

(a) Please see footnote below Statement No. 7

STATEMENT NO. 1 - Contd.

EXPLANATORY NOTES

I. The revenue receipts in 2007-2008 include Rs.98,30.84 crore received from the Government of India against Rs. 83,24.35 crore received during the previous financial year. The transactions in the Revenue Account resulted in surplus of Rs. 25,80.76 crore in 2007-2008 as against a surplus of Rs.22,10.42 Crore in 2006-2007. Taking into account the transactions outside the Revenue Account there was an overall deficit of Rs. 638.36 crore in 2007-2008 as against an overall deficit of Rs. 191.64 crore in 2006-2007. A complete summary of transactions during the years 2006-2007 and 2007-2008 is given below :

(1)	2006-2007	2007-2008
	(In crore of rupees)	
OPENING CASH BALANCE	(-) 365.01	(-) 556.65
PART I - CONSOLIDATED FUND		
(a) Transactions on Revenue Account		
(i) Receipts	1,36,66.95	1,53,24.92
(ii) Expenditure	1,14,56.53	1,27,44.16
(iii) Revenue Surplus (+) / Deficit (-)	22,10.42	25,80.76
(b) Transactions other than Revenue Account		
(i) Capital Expenditure	14,52.98	16,88.11
(ii) Public Debt (Net) Receipts (+) / Payments (-)	6,20.98	5,63.15
(iii) Loans and Advances by State Government (Net)	(-) 46.06	(-) 1,02.56
(c) Inter-State Settlement	0.00	0.00
Grants under the Constitution (Distribution of Revenue) Order		
TOTAL - CONSOLIDATED FUND (NET)	13,32.36	13,53.24
PART - II CONTINGENCY FUND		
Contingency Fund (Net)	0.00	0.00
Particulars of changes in the rate of taxes during 2006-07 were as follows :		
PART - III PUBLIC ACCOUNT		
Small savings, Provident Funds, Reserve Funds, Deposits and Advances and Suspense (Net) Receipts (+)/Payments(-) Remittances(Net) Receipts(+)/ Payments(-)		
TOTAL- PUBLIC ACCOUNT (NET) RECEIPTS(+)/ PAYMENTS(-)	(-) 15,24.00	(-)19,91.60
Overall Deficit(-)/ Surplus(+)	(-) 1,91.64	(-)6,38.36
CLOSING CASH BALANCE	(-) 5,56.65	(-)11,95.00

STATEMENT NO. 1 - Contd.

EXPLANATORY NOTES

II. The revenue receipts in 2007-2008 include Rs.98,30.84 crore received from the Government of India against Rs. 83,24.35 crore received during the previous financial year. The details are as under :-

	ACTUALS	
	2006-2007	2007-2008
	(In crore of rupees)	
(i) Share of net proceeds of the divisible Union Taxes-		
(a) Taxes on Income Other than Corporation Tax	7,38.97	10,47.67
(b) Corporation Tax	12,16.91	15,60.93
(c) Other Taxes on Income and Expenditure	-0.20	(-)0.08
(d) Taxes on Wealth	1.53	1.73
(e) Customs	7,60.49	9,29.65
(f) Union Excise Duties	8,07.53	8,87.47
(g) Service Tax	3,74.00	4,91.03
(h) Other Taxes and Duties on Commodities and Services	-0.24	(-)0.19
Total - (i)	38,98.99	49,18.21
(ii) Grants under proviso to Article 275(1) of the Constitution	5,95.35	4,70.63
(iii) Grants under the Constitution (Distribution of Revenue Order)
(iv) Grants in lieu of tax on Railway passenger fare
(v) Other Grants (for details please refer to Major Head "1601" in Statement No 11)	38,30.01	44,42.00
Sub Total(ii) to (v)	44,25.36	49,12.63
Total	83,24.35	98,30.84

III. Particular of changes in the rate of taxes during 2007-08 were as follows :

(i) The compound amount of the tax shall be Rs.2000/- per year in respect of pharmacy/Chemist shop whose annual net turnover does not exceed rupees 2(two) lakhs.

(ii) Rs.4000/- per year when the annual net turnover exceeds rupees 2(two) lakhs but does not exceed rupees 4(four) lakhs.

b) For a dealer whose net turnover exceeds rupees 4(four) lakhs but does not exceed rupees 10(ten) lakhs, the compound amount of tax shall be calculated at the rate of 1(one) percent of the actually derived net turnover for a quarter of the year.

STATEMENT NO. 1 - Contd...

EXPLANATORY NOTES - Contd...

IV. The Revenue Receipts increased from Rs.1,36,66.95 crore to Rs.1,53,24.92 crore .The increase of Rs.16,57.97 crore was mainly as under:

Major Head of Accounts	ACTUALS		Increase	Reasons
	2006-2007	2007-2008		
(In crore of rupees)				
0020 Corporation Tax	1216.91	1560.93	344.02	Mainly due to increase in the share of net proceeds assigned to State.
0021 Taxes on Income other than Corporation Tax	738.97	1047.67	308.70	Mainly due to increase in the share of net proceeds assigned to State
0028 Other Taxes On Income and Expenditure	108.16	124.60	16.44	Due to increase in the collection of taxes on Profession, Trades, Callings and employment.
0029 Land Revenue	74.15	79.76	5.61	Due to increase in collection towards Land Revenue .
0030 Stamps and Registration Fees	97.32	109.91	12.59	Due to increase in the sale of stamps and registration fees.
0037 Customs	760.49	929.65	169.16	Mainly due to increase in the share of net proceeds assigned to State
0038 Union Excise Duties	807.53	887.47	79.94	Mainly due to increase in the share of net proceeds assigned to State
0039 State Excise	174.88	188.71	13.83	Due to increase in the collection of taxes on Foreign Liquors and spirits.
0044 Service Tax	374	491.03	117.03	Mainly due to increase in the share of net proceeds assigned to State
0049 Interest Receipts	167.49	240.72	73.23	Mainly due to increase in the realisation on interest on investment on cash balances and other receipts.
0050 Dividends and Profits	18.54	24	5.46	Due to increase in the collection of dividends from Public Undertakings.
0070 Other Administrative Services	9.61	13.57	3.96	Due to increase in the collection of other receipts.
0075 Miscellaneous General Services	-0.01	105.03	105.04	Receipt was due to Debt relief of Rs.105.40 crore by Govt. of India on recommendations of 12th F.C

STATEMENT NO. 1 - Contd..

EXPLANATORY NOTES - Contd..

Major Head of Accounts	ACTUALS		Increase	Reasons
	2006-2007	2007-2008		
	(In crore of rupees)			
0210 Medical and Public Health	5.5	7.15	1.65	Due to increase in collection of receipts against Employees State Insurance Scheme, Fees and other receipts.
0230 Labour and Employment	2.4	13.18	10.78	Due to increase in collection of receipts under Labour Laws and other receipts .
0406 Forestry and Wild Life	42.99	75.03	32.04	Mainly due to increase in the sale of timber and other forest produce and Environmental Forestry.
1601 Grants-in-aid from Central government	4425.37	4912.63	487.26	Mainly due to increase in the allocation of grants from the Central Government.

STATEMENT NO. 1 - Contd...

EXPLANATORY NOTES - Contd...

The increase in revenue under the above heads were partly counter balanced by decrease in revenue mainly under the following heads:

Major Head of Accounts	ACTUALS		Decrease	Reasons
	2006-2007	2007-2008		
(In crore of rupees)				
0040 Taxes on Sales, Trades etc.	2783.24	2691.43	91.81	Mainly due to decrease in the collection of other receipt.
0041 Taxes on Vehicles	151.15	138.62	12.53	Due to decline in collection of other receipt.
0042 Taxes on Goods and Passengers	70.15	12.39	57.76	Mainly due to decrease in the collection of other receipt.
0043 Taxes and Duties on Electricity	15.9	4.62	11.28	Mainly due to decrease in the collection of on consumption and sale of Electricity and other receipt.
0055 Police	14.91	13.16	1.75	Due to decline in collection of other receipt.
0202 Education, Sports, Art and Culture	122.8	6.36	116.44	Mainly due to decrease in the collection of other receipt.
0408 Food Storage and Warehousing	3.45	0.11	3.34	Due to decline in collection of other receipt.
0552 North Eastern Areas	6.38	1.16	5.22	Due to decline in collection of other receipt.
0803 Coal and Lignite	19.71	17.88	1.83	Due to decline in collection of other receipt.
0851 Village and Small Industries	6.61	3.72	2.89	Mainly due to decrease in the collection of other receipt.

STATEMENT NO. 1 - Contd...
EXPLANATORY NOTES - Contd...

V. The expenditure on Revenue Accounts increased from Rs.1,14,56.53 crore in 2006-07 to Rs.1,27,44.16 crore in 2007-08. The increase of Rs.12,87.63 crore was mainly as under :-

Major Head of Accounts	ACTUALS		Increase	Reasons
	2006-2007	2007-2008		
	(In crore of rupees)			
2014 Administration of Justice	14.5	63.16	48.66	Mainly due to non-allocation of expenditure to the States of Meghalaya, Manipur, Mizoram, Nagaland, Arunachal Pradesh and Tripura which was initially borne by the State of Assam as well as due to increased expenditure on Civil and Session Court and Criminal Court.
2029 Land Revenue	71.27	80.37	9.1	Mainly due to increase in the expenditure under Administration and land records.
2048 Appropriation for reduction or avoidance of Debt	176	204	28	Mainly due to increase in the expenditure on Appropriation for reduction or avoidance of Debt/Sinking Fund.
2052 Secretariat-General Services	98.64	276.32	177.68	Mainly due to increased expenditure under Secretariat and attached offices.
2053 District Administration	50.02	52.86	2.84	Mainly due to increased expenditure under Other establishments and Commissioners
2054 Treasury and Accounts Administration	21.04	25.73	4.69	Mainly due to increased expenditure under Treasury Establishment and Training.
2055 Police	776.74	974.99	198.25	Mainly due to increased expenditure under Modernisation of Police Force, District Police and Other expenditure.
2056 Jails	30.57	31.89	1.32	Due to more expenditure under 101-jail
2058 Stationery and Printing	10.77	13.89	3.12	Mainly due to increased expenditure under Purchase and Supply of Stationery Stores and Government Publications
2059 Public Works	123.62	157.5	33.88	Mainly due to increase in the expenditure under Machinery and Equipment, Maintenance and Repairing and Other expenditure.
2071 Pensions and Other Retirement benefits	1177.86	1340.68	162.82	Mainly due to increase in the expenditure under Superannuation and Retirement Allowances

STATEMENT NO. 1 - Contd...
EXPLANATORY NOTES - Contd...

Major Head of Accounts	ACTUALS		Increase	Reasons
	2006-2007	2007-2008		
	(In crore of rupees)			
2203 Technical Education	25.45	45.65	20.2	Mainly due to increase in the expenditure under Direction and Administration and Engineering and Technical Colleges and Institutions.
2210 Medical and Public Health	490.36	559.18	68.82	Mainly due to increase in the expenditure under Hospital and Dispensaries (Urban Health Services) and other expenditure(Rural Health Services).
2211 Family Welfare	78.05	94.09	16.04	Mainly due to increase in the expenditure under Maternity and Child Health .
2216 Housing	4.47	7.22	2.75	Mainly due to increase in the expenditure under General Pool Accommodation.
2217 Urban Development	60.61	123.48	62.87	Mainly due to increase in expenditure under Assistant to Local Bodies, Corporations, Urban Development Authorities, Town Improvement Board etc. and other expenditure.
2220 Information and Publicity	10.65	19.26	8.61	Mainly due to increase in expenditure under Field Publicity, Publication and Advertising and Visual Publicity.
2235 Social Security and Welfare	172.78	226.38	53.6	Mainly due to increase in expenditure under Child Welfare (Centrally sponsored scheme)
2236 Nutrition	44.39	92.69	48.3	Mainly due to increase in expenditure under Other expenditure Plan.
2245 Relief on Account of Natural Calamities	193.19	300.88	107.69	Mainly due to increase in expenditure under Transfer of Reserve Funds and Deposit Accounts -Calamity Relief Fund
2401 Crop Husbandry	178.8	217.9	39.1	Mainly due to increase in expenditure under Seeds, Agricultural Engineering & Agricultural Economics and Statics
2402 Soil and Water Conservation	23.31	25.75	2.44	Mainly due to increase in expenditure under Direction and Administration
2403 Animal Husbandry	95.24	103.62	8.38	Mainly due to increase in expenditure under Direction and Administration
2405 Fisheries	23.31	29.7	6.39	Mainly due to increase in expenditure under Extension and Training and Other Expenditure.
2415 Agricultural Research and Education	72.37	76.63	4.26	Mainly due to increase in expenditure under Research.

STATEMENT NO. 1 - Contd..

EXPLANATORY NOTES - Contd..

Major Head of Accounts	ACTUALS		Increase	Reasons
	2006-2007	2007-2008		
(In crore of rupees)				
2425 Co-operation	25.56	28.1	2.54	Mainly due to increase in expenditure under Audit of Co-operatives.
2515 Other Rural Development Programmes	235.59	467.35	231.76	Mainly due to increase in expenditure under Other expenditure.
2575 Other Special Areas Programmes	17.06	49.02	31.96	Mainly due to increase in expenditure under Direction and Administration.
2702 Minor Irrigation	129.62	144.68	15.06	Mainly due to increase in expenditure under Direction and Administration.
2711 Flood Control and Drainage	99.29	108.27	8.98	Mainly due to increase in expenditure under Direction & Administration and Civil works.
2851 Village and Small Industries	99.32	152.43	53.11	Mainly due to increase in expenditure under Small scale Industries, Handloom Industries, and Khadi and Village Industries.
2852 Industries	7.67	19.18	11.51	Mainly due to increase in expenditure under Electronics.
3054 Roads and Bridges	332.57	444.08	111.51	Mainly due to increase in expenditure under Road Works, Direction & Administration and Other Expenditure.
3056 Inland Water Transport	44.66	49.59	4.93	Mainly due to increase in expenditure under Direction & Administration and Other Expenditure.
3425 Other Scientific Research	2.01	5.68	3.67	Mainly due to increase in expenditure under Assistant to Other Scientific Bodies.
3452 Tourism	4.62	15.04	10.42	Mainly due to increase in expenditure under Promotion and Publicity.
3475 Other General Economic Services	6.49	13.11	6.62	Mainly due to increase in expenditure under Land Cellings (other than agricultural land).

STATEMENT NO. 1 - Conclid...

EXPLANATORY NOTES - Conclid...

The above increase in expenditure was partly offset by decrease mainly under the following heads:-

Major Head of Accounts	ACTUALS		Decrease	Reasons
	2006-2007	2007-2008		
(In crore of rupees)				
2015 Elections	48.66	13.32	35.34	Mainly due to decrease in expenditure under Charges for conduct of elections to State Legislature and Preparation and Printing of Electoral rolls..
2040 Taxes on Sales, Trades etc.	34.93	23.39	11.54	Due to decreased expenditure under Direction and Administration .
2049 Interest Payment	1515.67	1512.24	3.43	Due to decreased expenditure under Interest on Internal Debt .
2204 Sports and Youth Services	109.34	39.55	69.79	Mainly due to decrease in expenditure under Other Expenditure.
2205 Art and Culture	21.96	19.04	2.92	Due to decreased expenditure under Fine Arts Education.
2215 Water Supply and Sanitation	263.79	180.44	83.35	Mainly due to decrease in expenditure under Rural Water Supply Programmes.
2225 Welfare of Sceduled Castes, Sceduled Tribes and Other Backward Classes	355.64	259.11	96.53	Mainly due to decrease in expenditure under Direction & Administration, Education(OBC) and Other Expenditure.
2230 Labour and Employment	40.73	34.07	6.66	Due to decreased expenditure under Research ,Survey & Statistics.
2406 Forestry and Wild Life	158.05	149.72	8.33	Due to decreased expenditure under Direction and Administration.
2501 Special Programmes for Rural Development	325.77	318.41	7.36	Due to decreased expenditure under Other Expenditure.
2552 North Eastern Areas	9.95	4.21	5.74	Due to decreased expenditure under Health & Family Welfare, Panchayat & Rural Development & Planning and Development departments.
2801 Power	290.87	30.76	260.11	Mainly due to decrease in expenditure under Other Expenditure.
3451 Secretariate-Economic Services	377.21	290.18	87.03	Mainly due to decrease in expenditure under Secretariate & Attached Offices.

STATEMENT NO. 2

CAPITAL OUTLAY - PROGRESSIVE CAPITAL OUTLAY TO THE END OF 2007-2008

MAJOR HEAD OF ACCOUNT		Expenditure upto 2006-2007	Expenditure during 2007-2008	Total (In lakh of rupees)
A. CAPITAL ACCOUNT OF GENERAL SERVICES				
4058	Capital Outlay on Stationery and Printing	84.19	...	84.19
4059	Capital Outlay on Public Works	2,60,59.99*	43,28.20	3,03,94.19
Total A. CAPITAL ACCOUNT OF GENERAL SERVICES		2,61,50.18*	43,28.20	3,04,78.38
B. CAPITAL ACCOUNT OF SOCIAL SERVICES				
(a) Capital A/C of Education, Sports, Art and Culture				
4202	Capital Outlay on Education, Sports, Art and Culture	1,23,96.89	1,18.47	1,25,15.36
Total - (a) Capital A/C of Education, Sports, Art and Culture		1,23,96.89	1,18.47	1,25,15.36
(b) Capital A/C of Health and Family Welfare				
4210	Capital Outlay on Medical and Public Health	2,81,48.77*	3,85.71	2,85,34.48
4211	Capital Outlay on Family Welfare	19,59.47	...	19,59.47
Total - (b) Capital A/C of Health and Family Welfare		3,01,08.24*	3,85.71	3,04,93.95
(c) Capital A/C of Water Supply, Sanitation, Housing and Urban Development				
4215	Capital Outlay on Water Supply and Sanitation	1,29,67.65*	1,97,69.17	3,27,36.82
4216	Capital Outlay on Housing	2,23,23.50*	4,78.69	2,28,02.19
4217	Capital Outlay on Urban Development	1,73,33.64	57,46.70	2,30,80.34
Total - (c) Capital A/C of Water Supply, Sanitation, Housing and Urban Development		5,26,24.79	2,59,94.56	7,86,19.35
(d) Capital A/C of Information and Broadcasting				
4220	Capital Outlay on Information and Publicity	0.22	...	0.22
Total - (d) Capital A/C of Information and Broadcasting		0.22	...	0.22
(e) Capital A/C of Welfare of Scheduled Castes, Scheduled Tribes and other Backward Classes				
4225	Capital Outlay on Welfare of SC/ST/OBC	9,50.22	61.95	10,12.17
Total - (e) Capital A/C of Welfare of Scheduled Castes, Scheduled Tribes and other Backward Classes		9,50.22	61.95	10,12.17
(g) Capital A/C of Social Welfare and Nutrition				
4235	Capital Outlay on Social Security and Welfare	2,59.15	...	2,59.15
4236	Capital outlay on Nutrition	47.00	...	47.00
Total - (g) Capital A/C of Social Welfare and Nutrition		3,06.15	...	3,06.15
(h) Capital A/C of Other Social Services				
4250	Capital Outlay on other Social Services	5,62.59	...	5,62.59
Total - (h) Capital A/C of Other Social Services		5,62.59	...	5,62.59
Total B. CAPITAL ACCOUNT OF SOCIAL SERVICES		9,69,49.10*	2,65,60.69	12,35,09.79
C. CAPITAL ACCOUNT OF ECONOMIC SERVICES				
(a) Capital Account of Agriculture and Allied Activities				
4401	Capital Outlay on Crop Husbandry	85,51.79	...	85,51.79
4402	Capital Outlay on Social and Water Conversation	3,90.71	...	3,90.71
4403	Capital Outlay on Animal Husbandry	1,16.74	78.42	1,95.16
4404	Capital Outlay on Dairy Development	52.49	...	52.49
4405	Capital Outlay on Fisheries	2,86.31	5.00	2,91.31
4406	Capital Outlay on Forestry and Wild Life	78.84	...	78.84
4407	Capital Outlay on Plantations	5,64.66	...	5,64.66

*O.B. differs from the last year's C.B. due to rounding.

STATEMENT NO. 2- Contd.

MAJOR HEAD OF ACCOUNT	Expenditure upto 2006-2007	Expenditure during 2007-2008	Total (In lakh of rupees)
C. CAPITAL ACCOUNT OF ECONOMIC SERVICES- Contd.			
(a) Capital Account of Agriculture and Allied Activities- Concl.			
4408 Capital Outlay on Food Storage and Warehousing	4,15.34	60.00	4,75.34
4415 Capital Outlay on Agricultural Research and Education	65.00	...	65.00
4416 Investments in Agricultural Financial Institution	99.62	...	99.62
4425 Capital Outlay on Co-operation	73,40.56	...	73,40.56
Total - (a) Capital Account of Agriculture and Allied Activities	1,79,62.06	1,43.42	1,81,05.48
(b) Capital Account of Rural Development			
4515 Capital Outlay on other Rural Development Programmes	19.29	...	19.29
Total - (b) Capital Account of Rural Development	19.29	...	19.29
(c) Capital Account of Special Areas Programme			
4551 Capital Outlay on Hill Areas	24.51	...	24.51
4552 Capital Outlay on North Eastern Areas	17,23,49.41	2,27,62.47	19,51,11.88
4575 Capital Outlay on other Special Areas Programmes	1.30*	...	1.30
Total - (c) Capital Account of Special Areas Programme	17,23,75.22*	2,27,62.47	19,51,37.69
(d) Capital Account of Irrigation and Flood Control			
4701 Capital Outlay on Major and Medium Irrigation	7,20,53.02*	22,62.32	7,43,15.34
4702 Capital Outlay on Minor Irrigation	12,60,99.34*	81,46.58	13,42,45.92
4705 Capital Outlay on Command Area Development	88,16.70	85.92	89,02.62
4711 Capital Outlay on Flood control Projects	9,34,55.77	91,27.85	10,25,83.62
Total - (d) Capital Account of Irrigation and Flood Control	30,04,24.83	1,96,22.67	32,00,47.50
(e) Capital Account of Energy			
4801 Capital Outlay on Power Projects	19,75,69.76	4,19,31.03	23,95,00.79
4802 Capital Outlay on Petroleum	1,00.25	...	1,00.25
4810 Capital Outlay on Non-Conventional Sources of Energy	0.07	...	0.07
Total - (e) Capital Account of Energy	19,76,70.08	4,19,31.03	23,96,01.11
(f) Capital Account of Industry and Minerals			
4851 Capital Outlay on Village and Small Industries	45,49.95	1,18.00	46,67.95
4853 Capital Outlay on Non-ferrous Mining and Metallurgical Industries	5,15.18	...	5,15.18
4855 Capital Outlay on Fertilizer Industries	0.25	...	0.25
4857 Capital Outlay on Chemical and Pharmaceutical Industries	1,52.50	...	1,52.50
4858 Capital Outlay on Engineering Industries	60.00	...	60.00
4859 Capital Outlay on Telecommunication and Electronics Industries	19,19.31	3,54.00	22,73.31
4860 Capital Outlay on Consumer Industries	7,54.61	5.98	7,60.59
4875 Capital Outlay on Other Industries	5.00	...	5.00
4885 Other Capital Outlay on Industries and Minerals	3,48,99.24	12,81.76	3,61,81.00
Total - (f) Capital Account of Industry and Minerals	4,28,56.04	17,59.74	4,46,15.78

*O.B. differs from the last year's C.B. due to rounding.

STATEMENT NO. 2- Contd.

MAJOR HEAD OF ACCOUNT	Expenditure upto 2006-2007	Expenditure during 2007-2008	Total (In lakh of rupees)
C. CAPITAL ACCOUNT OF ECONOMIC SERVICES- Concd.			
(g) Capital Account of Transport			
5051 Capital Outlay on Ports and Light Houses	2.40	...	2.40
5054 Capital Outlay on Roads and Bridges	29,18,77.20	5,08,61.90	34,27,39.10
5055 Capital Outlay on Road Transport	3,96,77.09	8,00.00	4,04,77.09
5056 Capital Outlay on Inland and Water Transport	85.65	...	85.65
Total - (g) Capital Account of Transport	33,16,42.34	5,16,61.90	38,33,04.24
(h) Capital Account of Communication			
5275 Capital Outlay on Other Communication Services	1.07	...	1.07
Total - (h) Capital Account of Communication	1.07	...	1.07
(j) Capital Account of General Economic Services			
5452 Capital Outlay on Tourism	26,33.10	40.67	26,73.77
5465 Investment in General Financial and Trading Institutions	8,67.94	...	8,67.94
5475 Capital Outlay on other General Economic Services	1,29.80	...	1,29.80
Total - (j) Capital Account of General Economic Services	36,30.84	40.67	36,71.51
Total C. CAPITAL ACCOUNT OF ECONOMIC SERVICES	1,06,65,81.77*	13,79,21.90	1,20,45,03.67
Grand Total -	1,18,96,81.04	16,88,10.80	1,35,84,91.84(a)

EXPLANATORY NOTE

1. Investment:- In 2007-2008 Government invested Rs.4.86 crore in Statutory Corporations (Rs.4.00 crore), Government companies (Rs.0.20 crore), Joint stock companies (Rs.0.00 crore) and co-operative societies (Rs. 0.66 crore). The total investments of Government in the share capital of different concerns at the end of 2005-2006, 2006-07 and 2007-08 was Rs.19,69.95 crore, Rs.19,84.46 crore and Rs.19,89.32 crore respectively. Dividend received during these years were Rs.15.47 crore(0.78 percent), Rs.18.54 crore(0.93 percent) and Rs.24.00 crore(1.21 percent). Further details are given in Appendix I.

2. The financial results of the working of the departmentally managed Government commercial undertakings as disclosed by the latest available proforma mentioned against each, have been shown in the Finance Accounts for the year 1978-1979. Proforma Accounts of the subsequent year/years have not been received.

(a) Includes expenditure incurred prior to the date of formation of the States of Meghalaya and Mizoram, which is allocable to these States, but could not be transferred as the capital expenditure has not been determined before formation of these States.

*O.B, differs from the last year's C.B. due to rounding.

STATEMENT NO.3 - FINANCIAL RESULTS

Sl. No.	Name of Project	Capital Outlay during the year			Capital Outlay to the end of the year			Revenue Receipts during the year		
		Direct	Indirect	Total	Direct	Indirect	Total	Direct revenue (Public works receipts)	Indirect Receipts	Total

A. Irrigation Works-

Productive

(Details by Project/Schemes)

Total-Productive

Unproductive -

(Details by Projects/Schemes)

Total - A.

Nil*

B. Navigation, Embankment and Drainage Works

(Details by Projects/Schemes)

Total - B

Grand Total

* No Irrigation Schemes have been declared as commercial in this state.

OF IRRIGATION WORKS

Revenue forgone/ remission of revenue during the year	Total revenue during the year	Workin expense and maintenance charges during the year			Net revenue excluding interest			Net Profit or loss after meeting interst	
		Direct	Indirect	Total	Surplus of revenue over expendi- ture or expend- iture over revenue	Rate per cent on Capital Outlay to the end of the year	Interest on Capital Outlay	Surplus of revenue over expenditure or exess of expenditure over revenue	Rate per cent on Capital Outlay to the end of the year

STATEMENT NO. - 4

DEBT POSITION

(i) Statement of Borrowings

Nature of Obligations	Balance on 1st	Receipts	Repayment	Balance on	Net
	April	during	during	31st March 2008	Increase(+) or
	2007	the year	the year		Decrease(-)
(In crore of Rupees)					
E. PUBLIC DEBT					
6003 Internal Debt of the State Government	1,24,02.54	11,99.07	5,69.06	1,30,32.54	6,30.01
6004 Loans and Advances from the Central Government	27,75.31	-60.78	6.09	27,08.44	-66.87
Total - E. PUBLIC DEBT	1,51,77.85	11,38.29	5,75.15	1,57,40.99	5,63.14
I. SMALL SAVINGS, PROVIDENT FUNDS ETC.					
8009 State Provident Funds	34,28.44	5,87.94	2,62.48	37,53.90	3,25.46
8010 Trusts and Endowments
8011 Insurance and Pension Funds	1,86.34*	20.35	27.85	1,78.84	-7.5
Total - I. SMALL SAVINGS, PROVIDENT FUNDS ETC.	36,14.78	6,08.29	2,90.33	39,32.74	3,17.96
Grand Total	1,87,92.63*	17,46.58	8,65.48	1,96,73.73	8,81.10

No law under Article 293(1) of the Constitution has been passed by the State Legislature laying down the limit within which Government may borrow on the security of the Consolidated Fund of the State.

* O.B. differs from the last year's C.B. due to rounding.

STATEMENT NO.-4-Contd.

EXPLANATORY NOTE-Contd.

(1) Market loans bearing interest-This covers long-terms loans raised from the open market. During 2007 - 2008 four loans of Rs. 401.00,116.13,200.00 & 246.00crore bearing 8.52,8.20,8.40 &7.97 percent interest per annum were raised.These are redeemable at par in 2017 and 2018.

Arrangements for amortisation of loans raised from the open market are made in accordance with the announcements made at the time of floating the loans.The following arrangements have been made for amortisation of loans raised from the open market.

(a) Depreciation Fund-In the case of loans raised from the open market upto 1968-1969, a sum equal to 1.5 percent of the total nominal value of the loan is required to be paid out of revenue to a depreciation fund in each financial year.This fund is used for purchasing securities to facilitate repayment of the loans.

(b) Sinking Fund-In respect of loans raised upto 1973-1974 an annual contribution from revenue at such rates as the Government may decide from time to time is to be made to sinking Fund for amortisation of loans.

During the year 2007 - 2008 an amount of Rs.204.00 crore was tranferred to Sinking Fund for redemption of open market loans maturing from the year 2007 - 2008.

No contribution to the Depreciation Fund is being made from 1974-1975 as per Government decision to arrange for repayment of loans from that year by raising of new loans.

The balances in these Funds, so far they relate to market loans at the commencement and end of 2007 - 2008 are given next page:-

STATEMENT NO.-4-Contd.

EXPLANATORY NOTE-Contd.

Funds	Balance on 1st April 2007	Addition During the year	Withdrawal during the year	Balance on 31st March 2008
(In Lakh of rupees)				
Sinking Fund	6,36,74.68	2,04,00.00	...	8,40,74.68
TOTAL	6,36,74.68	2,04,00.00	...	8,40,74.68

Against the total accumulation in the Funds, Rs. 8,33,51.41 lakh were invested in the Government of India securities.

- (2) Particulars of outstanding loans from the Life Insurance Corporation of India/Loans from National Agricultural
- (3) Ways and Means advances from the Reserve Bank of India-this comprises borrowing of Purely temporary character repayable within twelve months,such as Ways and Means advances or temporary overdrafts from the Reserve Bank of India.Please see explanatory note 2 in statement No.6.
- (4) Compensation and other bonds-No amount was spent during the year for bonds issued in the payment of compensation to ex-zamindars under the Assam state Acquisition of Zamindaries Act,1951.
- (5) Loans from the Government of India-During 2007 - 2008 the State Government received loans amounting of Rs.44.63 crore of which Rs. 41.44 crore and Rs.3.19 crore were on the account of the State Plan Scheme and , Centrally Sponsered Plan Schemes respectively.Details of the Loans taken by the State Govt. from the Govt. of India are given in Annexure to Statement No.17.

STATEMENT NO.-4-Contd.

EXPLANATORY NOTE-Contd.

The following is an account of the Sinking Fund for amortisation of Central Loans

Particulars	Balance on 1st	Addition	Withdrawal	Balance on 31st
	April 2007 during the year	Interest	during the year	March 2008
	Contribution			
	/interest			
	(In lakh of rupees)			
Loans of Rs. 42.83 crore for Scheme under sharing of small Savings Collections (Balance on 31st March, 1983 Rs. 17.26 crore)	5,44.08	5,44.08
Total	5,44.08	5,44.08

Government has not considered it necessary to make any arrangement for amortisation of the remaining Central Loans of Rs. 27,08.45 crore received from the Government of India which are repayable in installments. Provisions of the amount required for their repayment is made in the Budget from year to year.

(6) Small Saving, Provident Funds etc.,-This comprises mainly Provident Fund Balances of Government Servants. Details are given in Statement No. 17

STATEMENT NO.-4-Contd.

EXPLANATORY NOTE-Contd.

(ii) OTHER OBLIGATIONS

In additions to the above , the balance at the credit of earmarked and other funds as also certain deposits, to the extent to which they have not been invested but are merged with the general cash balance of the Government, also constitute the liability of Government. The amount of such liability at the end of March 2008 was Rs. 1363.55 crore as given below :-

Nature of Obligation	Balance on 1st April 2007	Receipts during the year	Repayment during the year	Balance on 31st March 2008	Net Increase(+) or Decrease(-)
(In crore of Rupees)					
Interest Bearing obligation such as Civil Deposits of Local Funds etc.	1.16	1.16	
Non-interest bearing obligations, such as Deposit of Local Funds, Civil Deposits, other earmarked funds etc.	10,59.45	26,54.35	23,51.41	13,62.39	3,02.94
Total	10,60.61	26,54.35	23,51.41	13,63.55	3,02.94

(iii) Service of Debts

Interest on debt and other obligations:-The outstanding gross debt and other obligations and the total net amount met from revenue during 2006-2007 and 2007-2008 as interest charges were as shown below:-

	2006-2007	2007-2008	Net increase(+) or decrease(-) during the year
(In crore of rupees)			
Gross Debt and other obligations outstanding at the end of the year	1,98,53.23	2,10,37.28	11,84.05
Interest paid by Government on Public Debt Small Savings, Provident Funds etc.	15,15.67	15,12.24	-3.43
Total Interest paid :-	15,15.67	15,12.24	-3.43

STATEMENT NO.-4-Concl'd.

EXPLANATORY NOTE-Concl'd.

	2006-2007	2007-2008	Net increase(+) or decrease(-) during the year
(In crore of rupees)			
Deduct			
(i) Interest received on loans and advances given by Government	8.32	8.23	-0.09
Interest realised on investment of Cash balance	1,59.17	2,32.49	73.32
Total (i) and (ii)	1,67.49	2,40.72	73.23
Net amount of interest charges	13,48.19	12,71.52	-76.67
Percentage of gross interest to total revenue receipts	11.09	9.87	-1.22
Percentage of net interest to total revenue receipts	9.86	8.30	-1.57

The Government also received during the year Rs.23,99.65 lakh as dividend on investment in commercial undertaking etc.

Appropriation for reduction or avoidance of debt-during 2007-2008 an amount of Rs. 204.00 crore transferred to Sinking Fund from Revenue for repayment of loans.

STATEMENT NO. 5

LOANS AND ADVANCES BY THE STATE GOVERNMENT

(1) Statement of Loans and Advances

Category of Loans and Advances	Balance	Paid during	Recoveries	Balance	Net
	Outstanding on 1st April 2007	the year	during the year	Outstanding on 31st March 2008	Addition during the year
(In lakh of rupees)					
1. Loans for Social Service					
(a) Education, Sports, Art	53.18	53.18	...
(b) Health and Family Welfare	40.38*	40.38	...
(c) Water Supply, Sanitation, Housing and Urban Development	2,14,62.11	24,95.00	...	2,39,57.11	24,95.00
(e) Welfare of Scheduled Castes, Scheduled Tribes and Other Backward classes	8,78.69	49.98	...	9,28.67	49.98
(g) Social Welfare (Nutrition)	19,75.88	19,75.88	...
Total - 1. Loans for Social Service	2,44,10.24*	25,44.98	...	2,69,55.22	25,44.98
2. Loans for Economic Services					
(a) Agriculture and allied activities	1,13,89.27	-0.01	14.55	1,13,74.71	-14.56
(b) Rural Development	76.20	76.20	...
(c) Special Areas Programme	7.50	7.50	...
(d) Irrigation	12,06.72	12,06.72	...
(e) Energy	20,22,05.75	1,02,36.00	5,84.69	21,18,57.06	96,51.31
(f) Industry and Minerals	1,78,04.45	12,20.58	2.86	1,90,22.17	12,17.72
(i) General Economic Services	1,87.15	1,87.15	...
Total - 2. Loans for Economic Services	23,28,77.04*	1,14,56.57	6,02.10	24,37,31.51	1,08,54.47
3. Loans to Government Servants etc.	1,46,88.98	2,87.37	34,30.90	1,15,45.45	-31,43.53
4. Loans for Miscellaneous purposes etc.	1,52.65	1,52.65	...
Total -	27,21,28.91	1,42,88.92	40,33.00	28,23,84.83	1,02,55.94

*O.B. differs from the last year's C.B. due to rounding.

STATEMENT NO.5-Concl'd.

(ii) Recoveries in arrears

Information about arrears as on 31st March, 2008 in recovery of principal and of interests on advances to cultivators, loans to panchayites, loans under community development programme, loans to autonomous District and Regional Council (Assam), loans and advances to displaced persons, loans to Government servant etc. and Miscellaneous loans and advances, the detailed accounts of which are maintained by the departments, has not been received (August 2008).

Out of loans and advances to municipalities, local bodies etc, the detailed accounts of which are maintained by the Accountant General (Accounts and Entitlement), recovery of Rs. 2023.30 crore (principal: Rs. 17,33.77 crore, interest Rs. 289.53 crore) was overdue at the end of 2007-2008

Years in which the amounts fell due to recovery	Principal	Interest	Total
	(In crore of rupees)		
1998-1999	1562.73	277.57	1840.30
1999-2000	13.39	2.39	15.78
2000-2001	91.47	4.18	95.65
2001-2002	...	0.77	0.77
2002-2003	...	0.77	0.77
2003-2004	...	0.77	0.77
2004-2005	...	0.77	0.77
2005-2006	66.18	0.77	66.95
2006-2007	...	0.77	0.77
2007-2008	...	0.77	0.77
Total	1733.77	289.53	2023.3

STATEMENT NO. 6
GUARANTEES GIVEN BY THE GOVERNMENT OF ASSAM FOR
REPAYMENT OF LOANS, ETC., RAISED BY STATUTORY CORPORATIONS,
LOCAL BODIES AND OTHER INSTITUTIONS.

The position of guarantees given by the Government of Assam for the due discharge of certain liabilities like loan repayment and payment of Interest etc. raised by Statutory Corporations, Government Companies, Joint Stock Companies, Co-operative Institutions, Banks, Societies and Other Local Bodies and the sums outstanding on 31st March 2008 are shown below : -

Bodies, Institution on whose behalf the guarantee has been given and the nature of guarantee	Maximum amount guaranteed	Sum guaranteed Outstanding 31st March 2008	
		Principal	Interest
1	2	3	4
		(In lakh of rupees)	
A. Statutory Corporation	8,00,77.00	6,66,21.11	---
B. Government Companies	23,00.00	67,19.40	6,96.56
C. Joint Stock companies	Nil	Nil	Nil
D. Co-operatives Banks/Societies	1,18,83.56	41,87.55	32,59.88
E. Other Local Bodies	2,46,11.07	1,22,34.90	14,12.03
Total	11,88,71.63	8,97,62.96	53,68.47

A. Statutory Corporations

1. Assam State Electricity Board. Guaranteed for floating of SLR Bonds	2,47,84.00	1,82,17.95	0.00
2. Assam State Electricity Board. Guaranteed for repairing & maintenance of Thermal Power Stations and execution of Karbi Longpi Hydro Electricity Project	2,12,93.00	1,44,03.16	0.00
3. Assam State Electricity Board. Guaranteed for OTS of defaulted dues of REC.	3,40,00.00	3,40,00.00	0.00
Total : A	8,00,77.00	6,66,21.11	0.00

STATEMENT NO: 6 Contd.

Bodies, Institution on whose behalf the guarantee has been given and the nature of guarantee	Maximum amount guaranteed	Sum guaranteed Outstanding 31st March 2008	
		Principal	Interest
1	2	3	4
(In lakh of rupees)			
B. Government Companies			
1. Assam Electronics Development Corporation Ltd. Guaranteed for the benefit of the members of Backward Classes in the State.	5,00.00	37,42.25	30.65
2. Assam State Development Corporation for O.B.C. Guaranteed for implementation of welfare schemes for upliftment of OBC people.	4,00.00	2,32.60	52.95
3. Assam Plain Tribes Development Corporation Ltd. Guaranteed for implementation of welfare schemes for generating income for the Plain Scheduled Tribes people of the State.	4,00.00	15,25.38	4,94.40
4. Assam State Development Corporation for Scheduled Castes Ltd. Guaranteed for implementation of welfare Schemes for Safai Karmachari people of the State.	5,00.00	6,59.17	1,18.56
5. Assam Minorities Development and Finance corporation Ltd. Guaranteed for upliftment of Minorities people in Assam	5,00.00	5,60.00	0.00
Total : B	23,00.00	67,19.40	6,96.56
C. Joint Stock Companies	Nil	Nil	Nil

STATEMENT NO : 6 Contd

Bodies, Institution on whose behalf the guarantee has been given and the nature of guarantee	Maximum amount guaranteed	Sum guaranteed Outstanding on 31 st March 2008	
		Principal	Interest
1	2	3	4
D. Co-operative Banks, Societies etc.			
1. The Assam State Co-operative Marketing and Consumers' Federation (STATFED) Ltd. Guaranteed for Working Capital	2,96.00	1,43.46	7,57.79
2. Assam State Co-operative Agriculture & Rural Dev. (ASCARD) Bank Ltd. Guaranteed for Debentures issued for raising of Loan under refinance Scheme.	20,00.00	2,17.50	1,61.90
3. The West Assam Milk Producers Co-operative Union Ltd. (WAMUL). Guaranteed for production and trading of milk.	3,94.83	98.09	7,81.94
4. Assam Co-operative Sugar Mills Ltd. Guaranteed for Working Capital for production and trading of sugar.	2,72.00	2,72.00	4,58.99
5. Nagaon Co-operative Sugar Mills Ltd. Guaranteed for Working Capital for production and trading of Sugar.	8,49.06	2,60.58	2,34.38
6. North Assam Agro Industries Co-op. Society Ltd. Guaranteed for Working Capital .	24.67	24.67	1,01.03
7. Gaon Panchayat Samabay Samittee Guaranteed for Working Capital .	20.00	20.00	46.35
8. Assam Polyester Co-operative Society Ltd. Guaranteed for Working Capital .	7,75.00	1,84.87	4,45.89
9. Assam Apex Weaver's and Artisans Cooperative Federation (ARTFED) Ltd. Guaranteed for Working Capital for marketing and trading of handloom cloth.	4,00.00	1,60.03	2,71.61
10. Assam State Housing Finance Society (HOUSEFED) Ltd. Guaranteed for implementation of Housing Scheme.	68,52.00	28,06.35	0.00
Total: D	1,18,83.56	41,87.55	32,59.88

STATEMENT NO : 6 Concl'd.

Bodies, Institution on whose behalf the guarantee has been given and the nature of guarantee	Maximum amount guaranteed	Sum guaranteed Outstanding on 31st March 2008.	
		Principal	Interest
1	2	3	4
(In lakh of rupees)			
E. Local Bodies Boards, Municipal Corporation. Board and other parties.			
1. Guwahati Municipal Corporation. Guaranteed for OTS of defaulted dues of HUDCO.	21,66.66	10,83.29	0.00
2. Assam State Housing Board. Guaranteed for OTS of defaulted dues of HUDCO.	67,54.67	33,78.24	0.00
3. Assam Urban Water Supply & Sewerage Board. Guaranteed for OTS of defaulted dues of HUDCO	60,90.67	30,45.67	0.00
4. Guwahati Metropolitan Development Authority. Guaranteed for Storm Water Drainage Improvement Scheme.	67,06.00	32,86.43	2,91.69
5. Guwahati Metropolitan Development Authority. Guaranteed for construction of Ganeshguri Fly-over.	17,00.00	7,28.57	60.92
6. Guwahati Metropolitan Development Authority. Guaranteed for Ulubari Fly-over.	8,57.00	5,90.06	44.78
7. Urban Local Bodies			
i)Amguri Town Committees ,Guaranteed for providing civic amenities	37.00	20,00	1,56.19
ii)Barpeta Municipal Board Guaranteed for providing civic amenities	62,39	19.11	64.49
iii) Barpeta Road Municipal Board Guaranteed for providing civic amenities	74.22	1.68	16.83
iv)Hojai Municipal Board Guaranteed for providing civic amenities	1,62.46	81.85	7,77.13
Total : E	2,46,11.07	1,22,34.90	14,12.03

No law have been passed by Legislature of the State under the provisions of Article 293 of the Constitution laying down the limits within which the Govt. may give guarantees on the security of the Consolidated Fund of the State.

Brief nature of guarantees has been indicated against each of the PSUs and the Co-operative Institutions in the Statement. The Government while giving guarantee attached no conditions and no guarantee was invoked during 2007-2008.

Department/ Government has not conducted any periodical review of the financial position of the Institutions covered by guarantee. Government realized Rs.5.00 lakh and Rs.25.00 lakh from Assam Gas Company Ltd as guarantee fee in 2001-02 and 2004-05

STATEMENT NO.7
CASH BALANCE AND INVESTMENT OF CASH BALANCES

	On 1st April 2007	On 31st March 2008
(In Lakh of Rupees)		
(a) General Cash Balance		
1.Cash in Treasuries		
2.Deposit with Reserve Bank	-5,56,64.90	- 11,95,00.28
Total	-5,56,64.90	- 11,95,00.28
3.Investments held in the Cash Balance Investment Accounts	32,53,65.41	51,50,67.78
Total (a)	<u>26,97,00.51</u>	<u>39,55,67.50</u>
(b) Other Cash Balances and Investments		
1.Cash with Departmental Officers viz,Forest and Public Works Officers	5,27.08	2,97.55
2.Permanent Advances for Contingent expenditure with Departmental Officers	41.72	42.46
3.Investment of earmarked Funds	6,29,93.18	8,33,93.18
Total (b)	<u>6,35,61.98</u>	<u>8,37,33.19</u>
Total (a) and (b)	<u>33,32,62.49</u>	<u>47,93,00.69</u>

EXPLANATORY NOTES

1. The general cash balance represents the combined balances of the Consolidated Fund, the Contingency Fund and the Public Account. The balance under "Deposits with Reserve Bank" on 31st March 2008 has been arrived at after taking into account inter Governmental monetary settlements (pertaining to the transactions of 2007-2008 advised to the Bank upto 25th April 2008.

2. Under an arrangement with the Reserve Bank of India, the Government of Assam has to maintain with the Bank a minimum balance of Rs. 108 lakh on all days. The Bank informs the Government by telegram of the daily balance at the close of each working day. If this balance falls on any day below the agreed minimum, the deficiency is made good either by taking ways and means advance from the Reserve Bank or by selling treasury bills. Government obtained during 2007-2008 Rs. Nil crore as such advance. Rs Nil crore was repaid during the year leaving no balance. Rs. Nil crore was paid as interest during 2007-2008 on the above ways and means advances.

STATEMENT NO. 7-Contd.
EXPLANATORY NOTES-Contd.

(a) There was a difference of Rs. 42,54,25,928 between the figures reflected in the accounts Rs. (-)1195,00,27,784 and that reported by the Reserve Bank of India Rs.1237,54,53,712. The difference may be categorised mainly as under:-

		Rs
(i) Erroneous adjustment by Bank	Dr.	44,77,18,743
	Cr.	<u>2,22,92,815</u>
Total	Dr.	<u>42,54,25,928</u>

The operative limit for ordinary ways and means advance during 2007-2008 was Rs 295.00 crore. The Bank had also agreed to give special ways and means advance upto Rs. 299.84 crore against pledge of Government of India securities. If even after the maximum advance is given, there is a shortfall in the minimum cash balance, the shortfall is left uncovered. Overdrafts are given by the Bank if the state has a minus balance after availing of the maximum advance. The extent to which the Government maintained the minimum balances with the Bank during 2007-2008 and took ways and means advances and overdrafts are indicated below:-

(i) No. of days on which the minimum balance was maintained without obtaining any advance	365
(ii) No. of days on which the minimum balance was maintained by taking ordinary and special ways and means in advance	NIL
(iii) No. of days on which there was shortfall from minimum balance after taking above advances but no overdraft was taken	NIL
(iv) No. of days on which overdraft was taken	NIL

(1) A detailed accounts of transactions relating to ways and means Advances obtained from the Reserve Bank of India is given below:-

Particulars	Balance on Ist April 2007	Amount obtained during 2007-2008	Amount Repaid during 2007-2008	Balance on 31st March 2008	Interest paid during the year
Normal Ways & Means Advance	...	0	0	...	0
Special Ways & Means Advance	...	0	0	...	0
Shortfall/Overdraft	...	0	0	...	0
	0	0	0	...	0

(2) All the investments from out of the cash balances are in Government of India securities. Interest realised during the year on such investment was Rs.2,32,48.66 lakh.

(3) Details of investments out of earmarked funds are given in the Annexure to Statement No.19.

STATEMENT NO. 7-Concl'd.
EXPLANATORY NOTES-Concl'd.

(4) The following is an analysis of investments held in cash balance investment account :-

	Opening Balance on 1st April, 2007	Purchase during 2007-2008	Sales during 2007-2008	Closing Balance on 31st March, 2008	Interest realised during the year
	(In lakh of rupees)				
Short term Investment- Government of India Treasury Bills	32,48,02.00	9,49,87,12.00	9,30,88,81.00	51,46,33.00	2,31,37.84
Long term Investment- Securities of Government of India	5,63.41	4,64.87	5,93.50	4,34.78	1,10.82
	32,53,65.41	9,49,91,76.87	9,30,94,74.50	51,50,67.78	2,32,48.66

STATEMENT NO. 8
SUMMARY OF BALANCES UNDER CONSOLIDATED FUND, CONTINGENCY FUND AND PUBLIC ACCOUNT

The following is a summary of balances as on 31st March 2008

Debit Balances (In thousand of Rs.)	Sector of the General Account	Name of the Account	Credit Balances (In thousand of Rs.)
CONSOLIDATED FUND			
1,08,89,75,10	A to D,G, H and Part of L	Government Account	
	E.....	Public Debt	1,57,40,99,36
28,23,84,83	F.....	Loans and Advances	
		Contingency Fund	50,00,00
		Public Account	
	I	Small Savings, Provident Fund	39,32,73,64
	J	Reserve Fund	
		(a) Reserve Funds Bearing Interest	
		Gross Balance	..
		Investment	
		(b) Reserve Funds not Bearing Interest	
		Gross Balance	14,91,85,12
8,33,93,18		Investments	
	K.....	Deposits and Advances	
		i) Deposits Bearing Interest	1,15,71
		ii) Deposits not Bearing Interest	7,04,46,53
16,42,01,96		iii) Advances	
	L.....	Suspense and Miscellaneous	
14,12,63,01		i) Suspense	
51,52,61,00		ii) Other Accounts	
		iii) Account with the Government of Foreign Countries	
9,12			
	M.....	Remittances	
		i) Money Orders, Remittances and Adjustments etc.	
3,67,45,32		ii) Inter Government adjustment account	6,12,88
	N.....	Cash Balance (Closing)	11,95,00,28
2,31,22,33,52			2,31,22,33,52

STATEMENT NO. 8 - Contd.
EXPLANATORY NOTES

1. The significance of the head "Government Account" is explained in note 3 below. The other headings in the summary take into account the balances under all account heads in Government books where Government has a liability to repay the money received or has a claim to recover the amount paid and also heads of account opened in the books for adjustment of remittance transactions. It must be understood that these balances cannot be regarded as a complete record of the financial position of the Government as these do not take into account all the physical assets of the State, such as lands, buildings, communications, etc., nor any accrued dues or outstanding liabilities which are not brought to account under cash basis of accounting followed by Government

2. A summary of receipts, disbursements and balances under heads of account relating to Debt, Contingency Fund and Public Account is given in Statement No.16. In a number of cases there are unreconciled differences in the closing balance as shown in Statement No. 16 and those shown in the separate registers or other records maintained in the Accounts Office/Departmental offices for the purpose. Steps are being taken to settle the discrepancies as soon as possible. In many cases full details and documents required for the purpose are awaited from the departmental/treasury officers as detailed in Appendix II. In order to ascertain whether the balances outstanding in the books of the Accounts office under Loans and Advances and Deposits and Advances represent the position correctly, these are communicated at the end of each year to the appropriate authorities and to the debtors themselves (where the detailed accounts are kept by the Accounts Office) for verification and acceptance. In large number of cases such acceptances have not been received. Instances where verification and acceptance of balances for large amounts have not been received are given below. (In many cases the delay extended even several years):-

	Number of Acceptances are awaited	Year from which acceptances are awaited	Amount outstanding on 31st March 2008
(In Lakh of Rupees)			
6215 Loans for Water Supply and Sanitation	55	1974-75	5,62.62
6217 Loans for Urban Development	223	1970-71	17,78.56
6235 Loans for Social Security and Welfare	152	1970-71	10,09.90
6245 Loans for Relief on Account of Natural Calamities	99	1967-68	415.35
6403 Loans for Animal Husbandry	21	1974-75	15.95
6405 Loans for Fisheries	6	1974-75	8.84
6425 Loans for Co-operation	154	1974-75	18,71.89
6435 Loans for Agricultural Programmes	62	1965-66	16,29.39
6515 Loans for Community Development	29	1969-70	39
7615 Miscellaneous Loans	34	1969-70	73.62

3. Government Account-Under the system of book keeping followed in Government Accounts. The amounts booked under revenue, capital and other transactions of the Government, the balances of which are not carried forward from year to year in the accounts, are closed to a single head called "Government Account". The balances under this head represent the cumulative result of all such transactions so that after adding thereto the balance under Public Debt, Loans and Advances, Small Savings, Provident Funds etc. Reserve Funds, Deposits and Advances, Suspense and Miscellaneous (Other than Miscellaneous Government Accounts), Remittance and Contingency Fund, the closing cash balance at the end of the year may be worked out and proved. The Government Account for 2007-2008 given next page will show how the net amount at the end of year has been arrived at:-

STATEMENT NO. 8 - Concl.
EXPLANATORY NOTES Concl.

Debit (In thousand of Rs.)	Details	Credit (In thousand of Rs.)
1,17,82,40,41	A- Amount at the debit of Government Account on 1st April 2007	
	B- Receipt Heads (Revenue Account)	1,53,24,92,42
1,27,44,16,31	C- Expenditure Heads (Revenue Account)	
16,88,10,80	D- Expenditure Heads (Capital Account)	
..	G- Inter State Settlements	...
...	H- Transfer to Contingency Fund	...
...	Part of L-Miscellaneous	...
	Amount at the debit of Government Account on 31st March 2008	1,08,89,75,10
2,62,14,67,52		2,62,14,67,52

PART II – DETAILED ACCOUNTS AND OTHER STATEMENTS

A – Revenue and Expenditure

STATEMENT No. 9

STATEMENT OF REVENUE AND EXPENDITURE UNDER DIFFERENT HEADS
EXPRESSED AS A PERCENTAGE OF TOTAL REVENUE / TOTAL EXPENDITURE
FOR THE YEAR 2007-2008

Revenue Heads	Amount (In lakh of rupees)	Percentage of total revenue	Percentage of total expenditure
A. Tax Revenue			
(a) Taxes on income and Expenditure			
Corporation Tax	15,60,93.00	10.19	12.25
Taxes on Income other than Corporation Tax	10,47,67.00	6.84	8.22
Taxes on Agricultural Income	3,14.08	.02	.02
Other Taxes On Income and Expenditure	1,24,60.03	.81	.98
Total (a) Taxes on Income and Expenditure	27,36,34.11	17.86	21.47
(b) Taxes on Property and Capital Transactions			
Land Revenue	79,76.11	.52	.63
Stamps and Registration Fees	1,09,91.14	.72	.86
Taxes on Wealth	1,73.00	.01	.01
Total (b) Taxes on Property and Capital Transactions	1,91,40.25	1.25	1.50
(c) Taxes on Commodities and Services			
Customs	9,29,65.00	6.07	7.29
Union Excise Duties	8,87,47.00	5.79	6.96
State Excise	1,88,71.13	1.23	1.48
Taxes on Sales, Trades etc.	26,91,42.64	17.56	21.12
Taxes on Vehicles	1,38,61.85	.90	1.09
Taxes on Goods and Passengers	12,39.30	.08	.10
Taxes and Duties on Electricity	4,62.35	.03	.04

STATEMENT No. 9 - Contd.

**STATEMENT OF REVENUE AND EXPENDITURE UNDER DIFFERENT HEADS
EXPRESSED AS A PERCENTAGE OF TOTAL REVENUE / TOTAL EXPENDITURE
FOR THE YEAR 2007-2008**

Revenue Heads	Amount (In lakh of rupees)	Percentage of total revenue	Percentage of total expenditure
A. Tax Revenue - Concd.			
Service Tax	4,91,03.00	3.20	3.85
Other Taxes and Duties on commodities and Services	6,04.53	.04	.05
Total (c) Taxes on Commodities and Services	53,49,96.80	34.90	41.98
Total A. Tax Revenue	82,77,71.16	54.01	64.95
B. Non-Tax Revenue			
(b) Interest Receipts, Dividends and Profits	2,64,71.32	1.73	2.08
(c) Other Non-Tax Revenue			
(i) General Services	1,40,29.06	.92	1.10
(ii) Social Services	30,90.50	.20	.24
(iii) Economic Services	16,98,67.82	11.08	13.33
Total (c) Other Non-Tax Revenue	18,69,87.38	12.20	14.67
Total B. Non-Tax Revenue	21,34,58.70	13.93	16.75
C. Grants-In-Aid And Contributions			
Grants-in-aid from Central government	49,12,62.56	32.06	38.55
Total C. Grants-In-Aid And Contributions	49,12,62.56	32.06	38.55
Grand Total - Revenue Heads	1,53,24,92.42	1,00.00	1,20.25

STATEMENT No. 9 - Contd.

STATEMENT OF REVENUE AND EXPENDITURE UNDER DIFFERENT HEADS
EXPRESSED AS A PERCENTAGE OF TOTAL REVENUE / TOTAL EXPENDITURE
FOR THE YEAR 2007-2008

Expenditure Heads	Amount (In lakh of rupees)	Percentage of total revenue	Percentage of total expenditure
A. General Services			
(a) Organs of State	1,00,54.21	.66	.79
(b) Fiscal Services	1,34,96.81	.88	1.06
(c) Interest payment and servicing of Debt	17,16,23.90	11.20	13.47
(d) Administrative Services	16,31,49.47	10.65	12.80
(e) Pensions and Miscellaneous General Services	13,41,17.69	8.75	10.52
Total A. General Services	49,24,42.08	32.14	38.64
B. Social Services			
(a) Education, Sports, Art and Culture	30,47,05.25	19.88	23.91
(b) Health and Family Welfare	6,53,26.43	4.26	5.13
(c) Water Supply, Sanitation, Housing and Urban Development	3,11,14.20	2.03	2.44
(d) Information and Broadcasting	19,25.92	.13	.15
(e) Welfare of Scheduled Castes, Scheduled Tribes and Other Backward Classes	2,59,11.47	1.69	2.03
(f) Labour and Labour Welfare	34,07.25	.22	.27
(g) Social Welfare and Nutrition	6,19,95.17	4.05	4.86
(h) Others	12,89.73	.08	.10
Total B. Social Services	49,56,75.42	32.34	38.89
C. Economic Services			
(a) Agriculture and Allied Activities	6,72,31.74	4.39	5.28
(b) Rural Development	7,85,76.12	5.13	6.17

STATEMENT No. 9 - Contd.

STATEMENT OF REVENUE AND EXPENDITURE UNDER DIFFERENT HEADS
EXPRESSED AS A PERCENTAGE OF TOTAL REVENUE / TOTAL EXPENDITURE
FOR THE YEAR 2007-2008

<u>Expenditure Heads</u>	<u>Amount</u> <u>(In lakh of</u> <u>rupees)</u>	<u>Percentage of</u> <u>total revenue</u>	<u>Percentage of</u> <u>total expenditure</u>
C. Economic Services - Concl.			
(c) Special Areas Programmes	53,22.32	.35	.42
(d) Irrigation and Flood Control	2,92,05.20	1.91	2.29
(e) Energy	30,82.26	.20	.24
(f) Industry and Minerals	1,77,92.17	1.16	1.40
(g) Transport	5,03,71.55	3.28	3.95
(i) Science Technology and Environment	5,68.06	.03	.04
(j) General Economic Services	3,32,55.21	2.17	2.61
Total C. Economic Services	28,54,04.62	18.62	22.40
D. Grants-In-Aid And Contributions			
Total D. Grants-In-Aid And Contributions	8,94.19	.05	.07
Grand Total - Expenditure (Revenue Accounts)	1,27,44,16.31	83.15	1,00.00

STATEMENT NO. 10

STATEMENT SHOWING THE DISTRIBUTION BETWEEN CHARGED AND VOTED
EXPENDITURE

Actuals for 2007-2008

(In thousand of rupees)

Particulars	Charged	Voted	Total
	Rs.	Rs.	Rs.
Expenditure Heads(Revenue Account)	17,40,33,73	1,10,03,82,58	1,27,44,16,31
Expenditure Heads(Capital Account)	...	16,88,10,80	16,88,10,80
Disbursements under Public Debt, Loans and Advances, Inter State Settlement and transfer to Contingency Fund (A)	5,75,14,48	1,42,88,92	7,18,03,40
Total	23,15,48,21	1,28,34,82,30	1,51,50,30,51
(A) The Figure have been arrived at as			
E. PUBLIC DEBT			
Internal Debt of the State Government	5,69,06,11	...	5,69,06,11
Loans and Advances from the Central Government	6,08,37	...	6,08,37
F. LOANS AND ADVANCES	...	1,42,88,92	1,42,88,92
Total	5,75,14,48	1,42,88,92	7,18,03,40

STATEMENT NO. 11
DETAILED ACCOUNT OF REVENUE BY MINOR HEADS

Heads	Actuals for 2007-2008 (In thousand of Rs.)
A. TAX REVENUE	
(a) Taxes on income and Expenditure	
0020 Corporation Tax	
901 Share of net proceeds assigned to states	15,60,93,00
Total 0020	<u>15,60,93,00</u>
0021 Taxes on Income other than Corporation Tax	
901 Share of net proceeds assigned to States	10,47,67,00
Total 0021	<u>10,47,67,00</u>
0022 Taxes on Agricultural Income	
101 Tax Collections	4,91,49
900 Deduct Refund	-1,77,41
Total 0022	<u>3,14,08</u>
0028 Other Taxes On Income and Expenditure	
107 Taxes on Professions Trades, Callings and Employment	1,24,68,03
901 Share of net proceeds assigned to states	-8,00
Total 0028	<u>1,24,60,03</u>
Total - (a) Taxes on income and Expenditure	<u>27,36,34,11</u>
(b) Taxes on Property and Capital Transactions	
0029 Land Revenue	
101 Land Revenue/Tax	58,88,44
103 Rates and Cesses on Land	6,21,56
105 Receipts from Sale of Government Estates	3,10,48
800 Other Receipts	11,55,63
Total 0029	<u>79,76,11</u>
0030 Stamps and Registration Fees	
01 Stamps-Judicial	
101 Court Fees realised in stamps	1,85,42
102 Sale of Stamps	8,69,50
800 Other Receipts	4,52,89
Total 01 Stamps-Judicial	<u>15,07,81</u>
02 Stamps-Non-Judicial	
101 Court Fees realised in Stamps	3,81,03
102 Sale of Stamps	27,67,22
103 Duty on Impressing of Documents	4,39
800 Other Receipts	33,09,31
900 Deduct Refund	-53
Total 02 Stamps-Non-Judicial	<u>64,61,42</u>
03 Registration Fees	
104 Fees for registering documents	11,43,00
800 Other Receipts	18,78,91
Total 03 Registration Fees	<u>30,21,91</u>

STATEMENT NO. 11 - Contd.

Heads	Actuals for 2007-2008 (In thousand of Rs.)
A. TAX REVENUE- Contd.	
(b) Taxes on Property and Capital Transactions- Concl.	
0030 Stamps and Registration Fees- Concl.	
Total 0030	<u>1,09,91,14</u>
0032 Taxes on Wealth	
901 Share of net proceeds assigned to states	1,73,00
Total 0032	<u>1,73,00</u>
Total - (b) Taxes on Property and Capital Transactions	<u>1,91,40,25</u>
(c) Taxes on Commodities and Services	
0037 Customs	
901 Share of net proceeds assigned to states	9,29,65,00
Total 0037	<u>9,29,65,00</u>
0038 Union Excise Duties	
901 Share of net proceeds assigned to States	8,87,47,00
Total 0038	<u>8,87,47,00</u>
0039 State Excise	
101 Country Spirits	13,88,73
102 Country fermented Liquors	4,35
103 Malt Liquor	15,51
104 Liquor	24,43
105 Foreign Liquors and spirits	1,23,43,95
106 Commercial and denatured spirits and medicated wines	4,29,09
107 Medicinal and toilet preparations containing alcohol, opium etc.	93,81
108 Opium, hems and other drugs	2,52
150 Fines and confiscations	10,27
800 Other Receipts	45,58,47
Total 0039	<u>1,88,71,13</u>
0040 Tax on Sales, Trade etc.	
102 Receipts under State Sales Tax Act	13,09,64,97
103 Tax on sale of motor spirits and lubricants	1,04,49
104 Surcharge on Sales Tax	19,47
107 Receipts of Turnover Tax	1,39
110 Trade tax	9,72,47,02
800 Other Receipts	4,08,06,82
900 Deduct Refunds	-1,52
Total 0040	<u>26,91,42,64</u>
0041 Taxes on Vehicles	
101 Receipts under the Indian Motor Vehicles Act	62,75,43
102 Receipts under the State Motor Vehicles Taxation Acts	47,86,71
800 Other Receipts	27,99,71
Total 0041	<u>1,38,61,85</u>

STATEMENT NO. 11 - Contd.

Heads	Actuals for 2007-2008 (In thousand of Rs.)
A. TAX REVENUE- Concl.	
(c) Taxes on Commodities and Services- Concl.	
0042 Taxes on Goods and Passengers- Concl.	
101 Tax Collections	8,70,34
102 Tolls on Roads	49,15
106 Tax on entry of goods into Local Areas	1,51,48
800 Other Receipts	1,68,33
Total 0042	12,39,30
0043 Taxes and Duties on Electricity	
101 Taxes on consumption and sale of Electricity	2,04,80
102 Fees under the Indian Electricity Rules	1,47,84
103 Fees for the electrical inspection of cinemas	25,67
800 Other Receipts	84,04
Total 0043	4,62,35
0044 Service Tax	
901 Share of net proceeds assigned to states	4,91,03,00
Total 0044	4,91,03,00
0045 Other Taxes and Duties on commodities and Services	
101 Entertainment Tax	2,65,28
102 Betting Tax	1,29
103 Tax on Railway Passenger fares	5
105 Luxury Tax	2,17,89
109 Receipts under Health Cess Act	2
111 Taxes on Advertisement exhibited in Cinema Theatres	2,42
800 Other Receipts	1,36,58
901 Share of net proceeds assigned to states	-19,00
Total 0045	6,04,53
Total - (c) Taxes on Commodities and Services	53,49,96,80
Total - A.TAX REVENUE	82,77,71,16
B. NON-TAX REVENUE	
(b) Interest Receipts, Dividends and Profits	
0049 Interest Receipts	
04 Interest Receipts of State/Union Territory Governments	
103 Interest from Departmental Commercial Undertakings	2,92,49
107 Interest from Cultivators	1,97
110 Interest realised on investment of Cash balances	2,32,48,66
190 Interest from Public Sector and other Undertakings	5,27,96
191 Interest from Local Bodies	28
195 Interest from Co-operative Societies	5,19
800 Other Receipts	8,65,60
900 Deduct Refunds	-8,70,48
Total 04 Interest Receipts of State/Union Territory Governments	2,40,71,67

STATEMENT NO. 11 - Contd.

Heads	Actuals for 2007-2008 (In thousand of Rs.)
B. NON-TAX REVENUE- Contd.	
(b) Interest Receipts, Dividends and Profits- Concl.	
0049 Interest Receipts- Concl.	
Total 0049	<u>2,40,71,67</u>
0050 Dividends and Profits	
101 Dividends from Public Undertakings	22,72,34
200 Dividends from other investments	1,27,31
Total 0050	<u>23,99,65</u>
Total - (b) Interest Receipts, Dividends and Profits	<u>2,64,71,32</u>
(c) Other Non-Tax Revenue	
(i) General Services	
0051 Public Service commission	
102 State Public Service Commission Examination Fees	1,51
Total 0051	<u>1,51</u>
0055 Police	
101 Police supplied to other Governments	86,89
102 Police supplied to other parties	4,42,73
103 Fees, Fines and Forfeitures	2,87,66
104 Receipts under Arms Act	16,49
800 Other Receipts	4,81,74
Total 0055	<u>13,15,51</u>
0056 Jails	
102 Sale of Jail Manufactures	1,94
501 Services and Service Fees	15
800 Other Receipts	2,58
Total 0056	<u>4,67</u>
0058 Stationery and Printing	
101 Stationery receipts	15
102 Sale of Gazettes etc.	15,61
200 Other Press receipts	37
800 Other Receipts	3,66
Total 0058	<u>19,79</u>
0059 Public Works	
01 Office Buildings	
011 Rents	87
102 Hire Charges of Machinery and Equipment	2,51
103 Recovery of percentage charges	1,19
800 Other Receipts	7,27
Total 01 Office Buildings	<u>11,84</u>
60 Other Buildings	
800 Other Receipts	9
Total 60 Other Buildings	<u>9</u>

STATEMENT NO. 11 - Contd.

Heads	Actuals for 2007-2008 (In thousand of Rs.)
B. NON-TAX REVENUE- Contd.	
(c) Other Non-Tax Revenue- Contd.	
(i) General Services- Concl'd.	
0059 Public Works- Concl'd.	
80 General	
102 Hire charges of Machinery and Equipment	9,41
103 Recovery of percentage charges	15,19
800 Other Receipts	2,52,77
Total 80 General	<u>2,77,37</u>
Total 0059	<u>2,89,30</u>
0070 Other Administrative Services	
01 Administration of Justice	
102 Fines and Forfeitures	51,09
501 Services and Service Fees	3,62
800 Other Receipts	3,14,73
Total 01 Administration of Justice	<u>3,69,44</u>
02 Elections	
800 Other Receipts	7,75,63
Total 02 Elections	<u>7,75,63</u>
60 Other Services	
101 Receipts from the Central Government for administration of Central Acts and Regulations	3,05
102 Receipts under Citizenship Act	1,50
103 Receipts under Explosives Act	6,93
105 Home Guards	15
106 Civil Defence	1,28
107 Pass-port and Visa Fees	93
115 Receipts from Guest Houses, Government Hostels etc.	24,29
800 Other Receipts	1,73,50
Total 60 Other Services	<u>2,11,63</u>
Total 0070	<u>13,56,70</u>
0071 Contributions and Recoveries towards Pension and Other Retirement Benefits	
01 Civil	
101 Subscriptions and Contributions	5,38,48
Total 01 Civil	<u>5,38,48</u>
Total 0071	<u>5,38,48</u>
0075 Miscellaneous General Services	
800 Other Receipts	1,05,42,13*
900 Deduct Refunds	-39,03
Total 0075	<u>1,05,03,10</u>
Total - (i) General Services	<u>1,40,29,06</u>

*includes Rs.105,40,99 transferred from 6004-Loans & Advances from Central Govt.on account of Debt Waiver Scheme granted by the Govt of India on recommendations of the 12th Finance Commission

STATEMENT NO. 11 - Contd.

Heads	Actuals for 2007-2008 (In thousand of Rs.)
B. NON-TAX REVENUE- Contd.	
(c) Other Non-Tax Revenue- Contd.	
(ii) Social Services	
0202 Education, Sports, Art and Culture	
01 General Education	
101 Elementary Education	1,92,33
102 Secondary Education	77,96
103 University and Higher Education	88,98
104 Adult Education	9
600 General	1,31,19
Total 01 General Education	<u>4,90,55</u>
02 Technical Education	
101 Tutions and other fees	29,39
800 Other Receipts	61,47
Total 02 Technical Education	<u>90,86</u>
03 Sports and Youth Services	
101 Physical Education-Sports and Youth Welfare	26,42
800 Other Receipts	9,07
Total 03 Sports and Youth Services	<u>35,49</u>
04 Art and Culture	
101 Archives and Museums	4
102 Public Libraries	1,92
800 Other Receipts	17,53
Total 04 Art and Culture	<u>19,49</u>
Total 0202	<u>6,36,39</u>
0210 Medical and Public Health	
01 Urban Health Services	
020 Receipts from Patients for hospital and dispensary services	2,05
101 Receipts from Employees State Insurance Scheme	1,82,54
104 Medical Store Depots	90
107 Receipts from Drug Manufacture	7,25
800 Other Receipts	22,11
Total 01 Urban Health Services	<u>2,14,85</u>
02 Rural Health Services	
101 Receipts/contributions from patients and others	10,07
800 Other Receipts	1,24
Total 02 Rural Health Services	<u>11,31</u>
03 Medical Education, Training and Research	
103 Unani	1
200 Other systems	1,43
Total 03 Medical Education, Training and Research	<u>1,44</u>

STATEMENT NO. 11 - Contd.

Heads	Actuals for 2007-2008 (In thousand of Rs.)
B. NON-TAX REVENUE- Contd.	
(c) Other Non-Tax Revenue- Contd.	
(ii) Social Services- Contd.	
0210 Medical and Public Health- Concl'd.	
04 Public Health- Concl'd.	
102 Sale of sera/Vaccine	15
104 Fees and Fines etc.	1,91,49
105 Receipts from Public Health Laboratories	56,15
501 Services and Service Fees	32
800 Other Receipts	86,41
Total 04 Public Health	<u>3,34,52</u>
80 General	
800 Other Receipts	1,53,20
Total 80 General	<u>1,53,20</u>
Total 0210	<u>7,15,32</u>
0211 Family Welfare	
800 Other Receipts	1,27
Total 0211	<u>1,27</u>
0215 Water Supply and Sanitation	
01 Water Supply	
102 Receipts from Rural water supply schemes	1,71
103 Receipts from Urban water supply schemes	31,65
104 Fees, Fines etc.	57
800 Other Receipts	32,75
Total 01 Water Supply	<u>66,68</u>
02 Sewerage and Sanitation	
800 Other Receipts	4,25
Total 02 Sewerage and Sanitation	<u>4,25</u>
Total 0215	<u>70,93</u>
0216 Housing	
01 Government Residential Buildings	
106 General Pool accommodation	74,21
107 Police Housing	18,72
700 Other Housing	61,14
Total 01 Government Residential Buildings	<u>1,54,07</u>
02 Urban Housing	
800 Other Receipts	82,39
Total 02 Urban Housing	<u>82,39</u>
03 Rural Housing	
800 Other Receipts	58
Total 03 Rural Housing	<u>58</u>

STATEMENT NO. 11 - Contd.

Heads	Actuals for 2007-2008 (In thousand of Rs.)
B. NON-TAX REVENUE- Contd.	
(c) Other Non-Tax Revenue- Contd.	
(ii) Social Services- Contd.	
0216 Housing- Concl'd.	
80 General- Concl'd.	
800 Other Receipts	81,34
Total 80 General	<u>81,34</u>
Total 0216	<u>3,18,38</u>
0217 Urban Development	
03 Integrated Development of Small and Medium Towns	
800 Other Receipts	55
Total 03 Integrated Development of Small and Medium Towns	<u>55</u>
60 Other Urban Development Schemes	
800 Other Receipts	31
Total 60 Other Urban Development Schemes	<u>31</u>
Total 0217	<u>86</u>
0220 Information and Publicity	
01 Films	
102 Receipts from Departmentally produced films	42
800 Other Receipts	59
Total 01 Films	<u>1,01</u>
60 Others	
106 Receipts from advertising and visual Publicity	3
113 Receipts from other Publications	2
800 Other Receipts	81
Total 60 Others	<u>86</u>
Total 0220	<u>1,87</u>
0230 Labour and Employment	
101 Receipts under Labour laws	11,82,93
102 Fees for registration of Trade Unions	15,66
103 Fees for Inspection of Steam Boilers	7,90
104 Fees realised under Factory's Act	41,23
105 Examination fees under Mines act	9
106 Fees under Contract Labour(Regulation and abolition Rules)	1,55
800 Other Receipts	68,76
Total 0230	<u>13,18,12</u>
0235 Social Security and Welfare	
01 Rehabilitation	
200 Other Rehabilitation Schemes	44
800 Other Receipts	26,39
Total 01 Rehabilitation	<u>26,83</u>

STATEMENT NO. 11 - Contd.

Heads	Actuals for 2007-2008 (In thousand of Rs.)
B. NON-TAX REVENUE- Contd.	
(c) Other Non-Tax Revenue- Contd.	
(ii) Social Services- Concl.	
0235 Social Security and Welfare- Concl.	
60 Other Social Security and Welfare Programmes- Concl.	
800 Other Receipts	53
Total 60 Other Social Security and Welfare Programmes	<u>53</u>
Total 0235	<u>27,36</u>
Total - (ii) Social Services	<u>30,90,50</u>
(iii) Economic Services	
0401 Crop Husbandry	
103 Seeds	17
104 Receipts from Agricultural Farms	6,00
105 Sale of manures and fertilisers	1,24
107 Receipts from Plant Protection Services	54
108 Receipts from Commercial crops	14
119 Receipts from Horticulture and Vegetable crops	95
120 Sale, hire and services of agricultural implements and machinery including tractors	82
800 Other Receipts	23,79
Total 0401	<u>33,65</u>
0403 Animal Husbandry	
102 Receipts from Cattle and Buffalo development	7,25
103 Receipts from Poultry development	2,05
104 Receipts from Sheep and Wool development	1
105 Receipts from Piggery development	2,21
106 Receipts from Fodder and Feed development	23
108 Receipts from other live stock development	5,06
501 Services and Service Fees	7
800 Other Receipts	16,60
Total 0403	<u>33,48</u>
0404 Dairy Development	
800 Other Receipts	8,91
Total 0404	<u>8,91</u>
0405 Fisheries	
011 Rents	11,12
102 Licence Fees, Fines etc.	6,01
103 Sale of fish, fish seeds etc.	39,39
501 Services and service fees	79
800 Other Receipts	62,04
Total 0405	<u>1,19,35</u>

STATEMENT NO. 11 - Contd.

Heads	Actuals for 2007-2008 (In thousand of Rs.)
B. NON-TAX REVENUE- Contd.	
(c) Other Non-Tax Revenue- Contd.	
(iii) Economic Services- Contd.	
0406 Forestry and Wild Life.	
01 Forestry	
101 Sale of timber and other forest produce	19,29,82
102 Receipts from social and farm forestries	24,37
103 Receipts from environmental forestry	42,43,97
104 Receipts from Forest Plantations	9
112 Rosin and Turpentine Factories	2
800 Other Receipts	10,20,22
Total 01 Forestry	<u>72,18,49</u>
02 Environmental Forestry and Wild Life	
111 Zoological Park	31,53
800 Other Receipts	2,52,61
Total 02 Environmental Forestry and Wild Life	<u>2,84,14</u>
Total 0406	<u>75,02,63</u>
0408 Food Storage and Warehousing	
800 Other Receipts	10,78
Total 0408	<u>10,78</u>
0425 Co-operation	
101 Audit Fees	10,73
800 Other Receipts	18,04
Total 0425	<u>28,77</u>
0435 Other Agricultural Programmes	
102 Fees for quality control grading of Agricultural products	52
103 Receipts from Agricultural Research Stations Orchards etc.	89
104 Soil and Water Conservation	6,52
501 Other Services and Service Fees	1,25
800 Other Receipts	22,41
Total 0435	<u>31,59</u>
0515 Other Rural Development Programmes	
101 Receipts under Panchayati Raj Acts	18
800 Other Receipts	3,02
Total 0515	<u>3,20</u>
0552 North Eastern Areas	
800 Other Receipts	1,16,20
Total 0552	<u>1,16,20</u>
0575 Other Special Areas Programmes	
60 Others	
800 Other Receipts	4,31
Total 60 Others	<u>4,31</u>

STATEMENT NO. 11 - Contd.

Heads	Actuals for 2007-2008 (In thousand of Rs.)
B. NON-TAX REVENUE- Contd.	
(c) Other Non-Tax Revenue- Contd.	
(iii) Economic Services- Contd.	
0575 Other Special Areas Programmes- Concltd.	
Total 0575	<u>4,31</u>
0701 Major and Medium Irrigation	
04 Medium Irrigation-Non-Commercial	
800 Other Receipts	15,50
Total 04 Medium Irrigation-Non-Commercial	<u>15,50</u>
80 General	
800 Other Receipts	20,42
Total 80 General	<u>20,42</u>
Total 0701	<u>35,92</u>
0702 Minor Irrigation	
01 Surface Water	
101 Receipts from water tanks	16
102 Receipts from lift irrigation Schemes	23
800 Other Receipts	4,30
Total 01 Surface Water	<u>4,69</u>
02 Ground water	
800 Other Receipts	20
Total 02 Ground water	<u>20</u>
04 Flood Control	
102 Flood Control Project	6
800 Other Receipts	3,62
Total 04 Flood Control	<u>3,68</u>
80 General	
800 Other Receipts	25,74
Total 80 General	<u>25,74</u>
Total 0702	<u>34,31</u>
0802 Petroleum	
101 Cess on indigenous crude oil	3,45,21,63
103 Petroleum Concession Fees and Royalties	12,02,55,41
104 Receipts under the Petroleum Act	1,79
800 Other Receipts	8,94
Total 0802	<u>15,47,87,77</u>
0803 Coal and Lignite	
101 Coal concession fees and royalties	13,89,09
800 Other Receipts	3,98,68
Total 0803	<u>17,87,77</u>
0851 Village and Small Industries	
101 Industrial Estates	92

STATEMENT NO. 11 - Contd.

Heads	Actuals for 2007-2008 (In thousand of Rs.)
B. NON-TAX REVENUE- Contd.	
(c) Other Non-Tax Revenue- Contd.	
(iii) Economic Services- Contd.	
0851 Village and Small Industries- Concl'd.	
102 Small Scale Industries	4,71
103 Handloom Industries	17,22
105 Khadi and Village Industries	3
107 Sericulture Industries	45,99
108 Powerloom Industries	7
800 Other Receipts	3,03,19
Total 0851	<u>3,72,13</u>
0852 Industries	
04 Petrochemical Industries	
800 Other Receipts	1,64
Total 04 Petrochemical Industries	<u>1,64</u>
80 General	
800 Other Receipts	4
Total 80 General	<u>4</u>
Total 0852	<u>1,68</u>
0853 Non-ferrous Mining and Metallurgical Industries	
102 Mineral concession fees,rents and royalties	18,44
800 Other Receipts	47,61
Total 0853	<u>66,05</u>
1054 Roads and Bridges	
011 Rent	3,39,74
101 National High Ways Permanent Bridges	1,97,01
800 Other Receipts	38,70,91
Total 1054	<u>44,07,66</u>
1056 Inland Water Transport	
800 Other Receipts	2,95,93
Total 1056	<u>2,95,93</u>
1425 Other Scientific Research	
800 Other Receipts	10,92
Total 1425	<u>10,92</u>
1452 Tourism	
103 Receipts from Tourists Transport	1,62
105 Rent and Catering Receipts	1,09
800 Other Receipts	7,01
Total 1452	<u>9,72</u>
1475 Other General Economic Services	
101 Fees realised under the Monopolies and Restrictive Trade Practices Act,1969	1,40
102 Patent Fees	6

STATEMENT NO. 11 - Contd.

Heads	Actuals for 2007-2008 (In thousand of Rs.)
B. NON-TAX REVENUE- Concl.	
(c) Other Non-Tax Revenue- Concl.	
(iii) Economic Services- Concl.	
1475 Other General Economic Services- Concl.	
103 Fees for Registration of Trade Marks	83
104 Receipts from certification marking and testing fees	15
106 Fees for stamping weights and measure	57,99
200 Regulation of other business undertakings	2,58
202 Meteorology	72
800 Other Receipts	1,01,36
Total 1475	1,65,09
Total - (iii) Economic Services	16,98,67,82
Total - (c) Other Non-Tax Revenue	18,69,87,38
Total - B.NON-TAX REVENUE	21,34,58,70
C. GRANTS-IN-AID AND CONTRIBUTIONS	
1601 Grants-in-aid from Central Government	
01 Non-plan Grants	
104 Grants under the proviso to art.275(1) of the Constitution	4,50,28,32
Grants for maintenance of Forest recommended by 12th Finance Commission	8,00,00
Total 104 Grants under the proviso to art.275(1) of the Constitution	4,58,28,32
109 Contribution to Calamity Relief Fund	1,53,36,00
Total 109 Contribution to Calamity Relief Fund	1,53,36,00
800 Other Grants	
Modernisation of Prison Administration	16,91,87
Grants to State for Value Added Tax (VAT)	30,06,00
Special Assistance to States	7,95,00
Compensation for loss of Revenue on account of CST	70,89,00
M/O External Affairs - Construction/Repairing of boundary pillars in Assam - Bhutan Section	31,15
Illegal Migrants Tribunal	2,52,00
Modernisation of Police force	1,45,37,22
Total 800 Other Grants	2,74,02,24
Total 01 Non-plan Grants	8,85,66,56
02 Grants for State/Union Territory Plan Schemes	
101 Block Grants	
National Social Assistance Programme (NSAP)	1,68,72,45
Accelerated Power Development Programme	81,21,00
Additional Central Assistance for Externally Aided Projects	3,38,68,81
National E-Governance Action Plan (NEGAP)	5,36,70
Border Areas Development	19,69,00
National Urban Renewal Mission	28,29,07

STATEMENT NO. 11 - Contd.

Heads	Actuals for 2007-2008 (In thousand of Rs.)
C. GRANTS-IN-AID AND CONTRIBUTIONS- Contd.	
1601 Grants-in-aid from Central government- Contd.	
02 Grants for State/Union Territory Plan Schemes- Concl'd.	
101 Block Grants- Concl'd.	
Submission on Urban Infrastructure and Governance - JNNURM	7,91,26
Integrated Housing and Slum Development	11,46,42
Central Assistance for the Central Resource Pool for Development of NER	1,27,93,88
Urban Infrastructure Development for Small & Medium Town	30,04
Externally Aided Projects	34,26,68
Central Pool Fund	2,58,92
Accelerated Irrigation Benefit	77,33,80
Special Plan Assistance	2,09,95,20
Normal Central assistance	15,76,45,04
Special Central Assistance (Hill Areas)	74,40,30
Non-Lapsable Central Pool of Resources	23,17,49
Nutrition Programme for Adolescent Girls	1,25,65
Total 101 Block Grants	<u>27,89,01,71</u>
104 Grants under Proviso to Article 275 (1) of the Constitution	10,86,53
Grants under proviso to Article 275(I)TSP	<u>1,06,10</u>
Total 104 - Grants under Proviso to Article 275 (1) of the Constitution	<u>11,92,63</u>
800 Other Grants	
Agriculture	
Pilot Project for Control of Shifting Cultivation	5,50,00
Tribal Affairs	
Tribal Sub Plan	32,20,27
Road Transport & Highways	
Central Road Fund	26,13,00
Panchayati Raj	
Rural Development Programme for backward Region	1,13,58,00
Total 800 Other Grants	<u>1,77,41,27</u>
Total 02 Grants for State/Union Territory Plan Schemes	<u>29,78,35,61</u>
03 Grants for Central Plan Schemes	
800 Other Grants	
Welfare	
Special Central Assistance for S.C.	3,03,06
Child Welfare - I.C.D.S. Training Programme (Anganwadi Worker Prog.)	18,51,63
Welfare of Schedule Caste	6,73,09
Merit cum means based scholarship for Professional & Technical Courses	1,33,17
Special Assistance for State Securities	63,23,44
National Programme for Comprehensive Land Resources Development	5,77,00
Extension of AUWSP to small towns	4,91,02
Illegal Migrants Tribunal	3,61,00

STATEMENT NO. 11 - Contd.

Heads	Actuals for 2007-2008 (In thousand of Rs.)
C. GRANTS-IN-AID AND CONTRIBUTIONS- Contd.	
1601 Grants-in-aid from Central government- Contd.	
03 Grants for Central Plan Schemes- Concl'd.	
800 Other Grants- Concl'd.	
Social Welfare	42,74
Agriculture	
National project for Development of Organic Farming	91,64
Development & Strengthening of Seed	17,08,30
Rural Development	70,47
Industries	
Collection of Statistics of Small Scale Industries	4,50#
Upgradation of data base	32,00
Indian Institute of Entrepreneurship	5,38
Forest & Environment	
Environmental Research & Ecological Re-generation Conservation Programme	50,34
Assistance for Development of National Parks and Sanctuaries	25,00
Animal Husbandry	
Veterinary Service and Animal Health	1,46,23
Crop Husbandry	21,72
Agriculture Economic & Statistics-agricultural Census	1,10,64@
Cosumer & Food Distribution	
Consumer awarness Programme	3,00
Post Matric Scholarship	13,39*
Rehabilitation of Surrendered Militants	3,71,00
Transport	
Setting up of Training School	20,00
Total 800 Other Grants	1,34,29,76
Total 03 Grants for Central Plan Schemes	1,34,29,76
04 Grants for Centrally Sponsored Plan Schemes	
104 Grants under Proviso to Article 275 (1) of the Constitution	42,00\$
800 Other Grants	
Village and Small Industries	75,95
Elementary Education	35,16
National Programme of Nutritional Support to Primary Education	23,88,96
Tribal Affairs	
Upgradation of Merit of S.T. Students	18,57,14
Research for Tribal & Schedule Caste	27,25
Post Matric scholarships for S.C Students	4,52,15
Welfare	
Pre- Matric Scholarships Scheme	68,24
Post-Matric Scholarship Scheme (Schedule Caste)	4,69,82

adjustment of 2002-03

* includes adjustment of Rs. 5,31 pertaining to 2002-03, Rs. 3,00 pertaining 2003-04 and Rs. 2,83 pertaining to 2004-05

\$ includes adjustment of Rs.28,00 of 2002-03 and 2003-04

@ includes adjustment of Rs.72,45 of 2004-05.

STATEMENT NO. 11 - Contd.

Heads	Actuals for 2007-2008 (In thousand of Rs.)
C. GRANTS-IN-AID AND CONTRIBUTIONS- Contd.	
1601 Grants-in-aid from Central government- Contd.	
04 Grants for Centrally Sponsored Plan Schemes- Contd.	
800 Other Grants- Contd.	
Women and Child Development	
Prevention & Control of Juvenile Social Maladjustment	53,67,90
Human Resource Development	
Strengthening teachers Training Institute	49,23,61
I.C.D.S. Training Programme	73,35,51
Training programme on Information & Communication Technology	60,69
Health	
National Vector borne disease control Programme (EAC)	3,09,66
Health & Family Welfare	
Health & Family Welfare Training Centres	22,62,04
Family Welfare Programme	27,67,71*
Agriculture	
Animal Husbandry - Feed and Fodder Development	90,50
Agriculture Economic & Statistics-agricultural Census	12,75,71\$
Poultry Development	1,30,00
Rural Development	
Rural Water Supply Programme	3,04,75,49
Handloom	7,09,35
Environment and Forest	
Wild Life Preservation-Project Tiger	95,61
Forest & Environment	20,00
Assistance to Kaziranga National Park	36,60
Project Elephant	1,44,00
Assistance for Development of National Parks and Sanctuaries	5,64,62#
Management of gregarious flowering of Muli bamboos	1,64,68
Rural water supply Scheme	
Accelerated Rural Water Supply Programme	2,65,84
Science and Technology	12,40,54
Social Welfare	
Integrated Child Development Service	22,11,68
Labour	
Establishment of I.T.I. & New I.T.I.'s	12,00,31
Training of Craftsman Staff /Supervisors	2,04,07
Animal Husbandry	
Cattle & Buffalo Development Production of Livestock food	12,17,74
Water Resources	
Rationalisation of Minor Irrigation Statistics	6,08
Welfare of Plain Tribes and Backward Classes	7,56,17

* Includes adjustment of Rs.12,55 pertaining to 2002-03, Rs. 3,27 pertaining to 2003-04 and Rs. 5,97 pertaining to 2005-06. # includes adjustment of Rs. 43,44 of 2004-05. \$ includes Rs.17,83 pertaining to 2004-05.

STATEMENT NO. 11 - Contd.

Heads	Actuals for 2007-2008 (In thousand of Rs.)
C. GRANTS-IN-AID AND CONTRIBUTIONS- Concl.	
1601 Grants-in-aid from Central government- Concl.	
04 Grants for Centrally Sponsored Plan Schemes- Concl.	
800 Other Grants- Concl.	
Child Welfare	
Integrated Child Development Service	29,43,31
Total 800 Other Grants	<u>7,21,54,09</u>
Total 04 Grants for Centrally Sponsored Plan Schemes	<u>7,21,96,09</u>
05 Grants for Special Plan Schemes	
101 Schemes of North Eastern Council	1,00,24,84
Total 101 - Schemes of North Eastern Council	<u>1,00,24,84</u>
113 Other Administrative Services	
Home Department	
Special Package for the Bodoland Territorial Council (BTC)	43,18,55
Total 113 Other Administrative Services	<u>43,18,55</u>
800 Other Grants	
Home Department	
Special Package for the Bodoland Territorial Council (BTC)	48,91,15
Total 800 Other Grants	<u>48,91,15</u>
Total 05 Grants for Special Plan Schemes	<u>1,92,34,54</u>
Total 1601	<u>49,12,62,56</u>
Total - C.GRANTS-IN-AID AND CONTRIBUTIONS	<u>49,12,62,56</u>
TOTAL - Receipt Head(Revenue Account) :	<u>1,53,24,92,42</u>

STATEMENT NO 12-DETAILED ACCOUNT OF
(Figure in italics represent charged expenditure)

Head	Non-Plan
	(In thousand of Rupees)
EXPENDITURE HEADS(REVENUE ACCOUNT)	
A. GENERAL SERVICES	
(a) Organs of State	
2011 Parliament/State/Union Territory Legislatures	
02 State/Union Territory Legislatures	
101 Legislative Assembly	<i>1,65</i>
	<i>8,72,14</i>
103 Legislative Secretariat	<i>9,40,26</i>
800 Other Expenditure	<i>21,64</i>
Total 02	<i>1,65</i>
	<i>18,34,04</i>
Total 2011	<i>1,65</i>
	<i>18,34,04</i>
2012 President, Vice-President/Governor, Administrator of Union Territories	
03 Governor/Administrator of Union Territories	
090 Secretariat	<i>99,52</i>
101 Emoluments and allowances of the Governor	<i>1,09</i>
102 Discretionary Grants	<i>3,74</i>
103 Household Establishment	<i>76,78</i>
104 Sumptuary Allowances	<i>55</i>
106 Entertainment Expenses	<i>23</i>
107 Expenditure from Contract Allowance	<i>2,88</i>
108 Tour Expenses	<i>37,24</i>
800 Other Expenditure	<i>9,16</i>
Total 03	<i>2,31,19</i>
Total 2012	<i>2,31,19</i>
2013 Council of Ministers	
101 Salary of Ministers and Deputy Ministers	<i>48,94</i>
104 Entertainment and Hospitality Expenses	<i>17,33</i>
105 Discretionary grant by Ministers	<i>8,74</i>
108 Tour Expenses	<i>76,32</i>
800 Other Expenditure	<i>1,87,79</i>
Total 2013	<i>3,39,12</i>
2014 Administration of Justice	
102 High Courts	<i>17,10,84</i>
105 Civil and Session Courts	<i>23,31,23</i>
108 Criminal Courts	<i>16,10,37</i>
114 Legal Advisers and Counsels	<i>5,32,23</i>
800 Other Expenditure	<i>1,21,02</i>
Total 2014	<i>17,10,84</i>
	<i>45,94,85</i>

EXPENDITURE BY MINOR HEADS

(Figure in italics represent charged expenditure)

Actuals for 2007-2008

Plan	CSS including CS	Total
(In thousand of Rupees)		
...	...	8,73,79
...	...	9,40,26
...	...	21,64
...	...	18,35,69
...	...	18,35,69
...	...	99,52
...	...	1,09
...	...	3,74
...	...	76,78
...	...	55
...	...	23
...	...	2,88
...	...	37,24
...	...	9,16
...	...	2,31,19
...	...	2,31,19
...	...	48,94
...	...	17,33
...	...	8,74
...	...	76,32
...	...	1,87,79
...	...	3,39,12
...	...	17,10,84
...	...	23,31,23
...	...	16,10,37
...	...	5,32,23
10,56	...	1,31,58
...	...	63,16,25
10,56	...	63,16,25

STATEMENT NO. 12 DETAILED ACCOUNT OF
(Figure in italics represent charged expenditure)

Head	Non-Plan
(In thousand of Rupees)	
EXPENDITURE HEADS(REVENUE ACCOUNT)- Contd.	
A. GENERAL SERVICES - Contd.	
(a) Organs of State -Concl'd.	
2015 Elections	
102 Electoral Officers	6,03,80
103 Preparation and Printing of Electoral rolls	1,86,47
105 Charges for conduct of elections to Parliament	5,45
106 Charges for conduct of elections to State/Union Territory Legislature	5,10,74
109 Charges for Conduct of Election to Panchayats/Local Bodies	25,50
Total 2015	13,31,96
Total (a) Organs of State	19,43,68
	80,99,97
(b) Fiscal Services	
(ii) Collection of Taxes on Property and Capital Transactions	
2029 Land Revenue	
001 Direction and Administration	8,42
	21,55,11
101 Collection Charges	3,83,11
102 Survey and Settlement Operations	17,65,82
103 Land Records	31,67,95
104 Management of Government Estates	60
796 Tribal Area Sub-Plan	...
800 Other Expenditure	4,47,87
Total 2029	8,42
	79,20,46
2030 Stamps and Registration	
01 Stamps-Judicial	
001 Direction and Administration	17,61
101 Cost of Stamps	86
102 Expenses on Sale of Stamps	70,46
Total 01	88,93
02 Stamps-Non-Judicial	
101 Cost of Stamps	3,12,41
102 Expenses on Sale of Stamps	63
Total 02	3,13,04
03 Registration	
001 Direction and Administration	5,39,00
Total 03	5,39,00
Total 2030	9,40,97
Total -(ii)Collection of Taxes on Property and Capital Transactions	8,42
	88,61,43

EXPENDITURE BY MINOR HEADS - Contd.

(Figure in italics represent charged expenditure)

Actuals for 2007-2008			Total
Plan		CSS including CS	
(In thousand of Rupees)			
...		...	6,03,80
...		...	1,86,47
...		...	5,45
...		...	5,10,74
...		...	25,50
...		...	13,31,96
...		...	
10,56		...	1,00,54,21
...		...	
...		...	21,63,53
...		...	3,83,11
8,42		...	17,74,24
1,03		...	31,68,98
...		...	60
68		...	68
...		98,12	5,45,99
...		...	
10,13		98,12	80,37,13
...		...	
...		...	17,61
...		...	86
...		...	70,46
...		...	88,93
...		...	
...		...	3,12,41
...		...	63
...		...	3,13,04
...		...	
...		...	5,39,00
...		...	5,39,00
...		...	9,40,97
...		...	
10,13		98,12	89,78,10

STATEMENT NO. 12 DETAILED ACCOUNT OF
(Figure in italics represent charged expenditure)

Head	Non-Plan
(In thousand of Rupees)	
EXPENDITURE HEADS(REVENUE ACCOUNT)- Contd.	
A. GENERAL SERVICES - Contd.	
(b) Fiscal Services -Concl'd.	
(iii) Collection of Taxes on Commodities and Services	
2039 State Excise Duties - Contd.	
2039 State Excise Duties	
001 Direction and Administration	10,37,06
Total 2039	10,37,06
2040 Taxes on Sales, Trades etc.	
001 Direction and Administration	5,78,02
101 Collection Charges	17,61,37
Total 2040	23,39,39
2041 Taxes on Vehicles	
001 Direction and Administration	81,88
101 Collection Charges	7,74,45
Total 2041	8,56,33
2045 Other Taxes and Duties on Commodities and Services	
103 Collection Charges-Electricity Duty	1,60,58
502 Expenditure Awaiting Transfer (EAT)	1,12
Total 2045	1,61,70
Total -(iii)Collection of Taxes on Commodities and Services	43,94,48
(iv) Other Fiscal Services	
2047 Other Fiscal Services	
103 Promotion of Small Savings	70,35
800 Other Expenditure	53,88
Total 2047	1,24,23
Total -(iv)Other Fiscal Services	1,24,23
Total (b) Fiscal Services	8,42
	1,33,80,14
(c) Interest payment and servicing of Debt	
2048 Appropriation for reduction or avoidance of Debt	
101 Sinking Funds	2,04,00,00
Total 2048	2,04,00,00
2049 Interest Payment	
01 Interest on Internal Debt	
101 Interest on Market Loans	6,24,48,40
123 Interest on Special Securities issued to National Small Saving Fund of the Central Govt. by State Govt	4,56,12,01
200 Interest on Other Internal Debts	35,02,19
305 Management of Debt	2,45,87
Total 01	11,18,08,47
03 Interest on Small Savings, Provident Funds etc	
104 Interest on State Provident Funds	2,55,80,00

EXPENDITURE BY MINOR HEADS - Contd.

(Figure in italics represent charged expenditure)

Actuals for 2007-2008			
Plan		CSS including CS	Total
(In thousand of Rupees)			
...		...	10,37,06
...		...	10,37,06
...		...	5,78,02
...		...	17,61,37
...		...	23,39,39
...		...	81,88
...		...	7,74,45
...		...	8,56,33
...		...	1,60,58
...		...	1,12
...		...	1,61,70
...		...	43,94,48
...		...	70,35
...		...	53,88
...		...	1,24,23
...		...	1,24,23
...	
10,13		98,12	1,34,96,81
...		...	2,04,00,00
...		...	2,04,00,00
...		...	6,24,48,40
...		...	4,56,12,01
...		...	35,02,19
...		...	2,45,87
...		...	11,18,08,47
...		...	2,55,80,00

STATEMENT NO. 12 DETAILED ACCOUNT OF
(Figure in italics represent charged expenditure)

Head	Non-Plan
	(In thousand of Rupees)
EXPENDITURE HEADS(REVENUE ACCOUNT)- Contd.	
A. GENERAL SERVICES - Contd.	
(c) Interest payment and servicing of Debt -Concl'd.	
2049 Interest Payment - Concl'd.	
03 Interest on Small Savings,Provident Funds etc - Concl'd.	
108 Interest on Insurance and Pension Fund	4,63,12
Total 03	<u>2,60,43,12</u>
04 Interest on Loans and Advances from Central Government	
101 Interest on Loans for State/Union Territory Plan Schemes	1,33,47,59
104 Interest on Loans for Non-Plan Schemes	24,72
Total 04	<u>1,33,72,31</u>
Total 2049	<u>15,12,23,90</u>
Total (c) Interest payment and servicing of Debt	<u>17,16,23,90</u>
(d) Administrative Services	
2051 Public Service Commission	
102 State Public Service Commission	3,47,04
Total 2051	<u>3,47,04</u>
2052 Secretariat-General Services	
090 Secretariat	2,73,95,62
091 Attached Offices	1,29,90
099 Board of Revenue	46,07
Total 2052	<u>2,75,71,59</u>
2053 District Administration	
093 District Establishments	44,35,38
094 Other Establishments	6,01,12
101 Commissioners	2,49,33
Total 2053	<u>52,85,83</u>
2054 Treasury and Accounts Administration	
003 Training	13,92
095 Directorate of Accounts and Treasuries	82,51
097 Treasury Establishment	17,56,81
098 Local Fund Audit	5,55,22
Total 2054	<u>24,08,46</u>
2055 Police	
001 Direction and Administration	12,06,50
003 Education and Training	9,38,39
101 Criminal Investigation and Vigilance	76,20,48
104 Special Police	1,81,28,82
109 District Police	3,79,97,37
110 Village Police	10,54,85
111 Railway Police	9,74,30
113 Welfare of Police Personnel	1,65,78

EXPENDITURE BY MINOR HEADS - Contd.

(Figure in italics represent charged expenditure)

Actuals for 2007-2008			
Plan		CSS including CS	Total
(In thousand of Rupees)			
...		...	4,63,12
...		...	2,60,43,12
...		...	1,33,47,59
...		...	24,72
...		...	1,33,72,31
...		...	15,12,23,90
...		...	17,16,23,90*
...		...	3,47,04
...		...	3,47,04
60,00		...	2,74,55,62
...		...	1,29,90
...		...	46,07
60,00		...	2,76,31,59**
...		...	44,35,38
...		...	6,01,12
...		...	2,49,33
...		...	52,85,83
...		...	13,92
...		...	82,51
1,64,11		...	19,20,92
...		...	5,55,22
1,64,11		...	25,72,57
...		...	12,06,50
...		...	9,38,39
...		...	76,20,48
...		...	1,81,28,82
...		...	3,79,97,37
...		...	10,54,85
...		...	9,74,30
...		...	1,65,78

* includes adjustment of Rs.89,75,68 pertaining to 2004-05.

** includes adjustment of Rs.2,39,89 pertaining to 2003-04.

STATEMENT NO. 12 DETAILED ACCOUNT OF
(Figure in italics represent charged expenditure)

Head	Non-Plan
(In thousand of Rupees)	
EXPENDITURE HEADS(REVENUE ACCOUNT)- Contd.	
A. GENERAL SERVICES - Contd.	
(d) Administrative Services - Contd.	
2055 Police - Concl'd.	
114 Wireless and Computers	46,51,67
115 Modernisation of Police Force	1,38,89,91
116 Forensic Science	2,69,55
800 Other Expenditure	1,06,01,61
Total 2055	9,74,99,23
2056 Jails	
001 Direction and Administration	7,08,43
101 Jails	24,62,67
102 Jail manufactures	6,39
800 Other Expenditure	11,10
Total 2056	31,88,59
2058 Stationery and Printing	
001 Direction and Administration	1,36,83
101 Purchase and Supply of Stationery Stores	2,30,70
103 Government Presses	5,60,68
104 Cost of Printing by other sources	4,11,49
105 Government Publications	45,05
800 Other Expenditure	3,92
Total 2058	13,88,67
2059 Public Works	
01 Office Buildings	
052 Machinery and Equipment	4,42,05
053 Maintenance and Repairs	1,05,05,41
103 Furnishings	30,15
799 Suspense	-10,05
Total 01	1,09,67,56
80 General	
001 Direction and Administration	47,42,56
004 Planning and Research	6,03
052 Machinery and Equipment	8,22
800 Other Expenditure	25,27
Total 80	47,82,08
Total 2059	1,57,49,64
2070 Other Administrative Services	
003 Training	2,18,02
105 Special Commission of Enquiry	7,59,12
106 Civil Defence	1,91,38
107 Home Guards	42,56,92

EXPENDITURE BY MINOR HEADS - Contd.

(Figure in italics represent charged expenditure)

Actuals for 2007-2008		Total
Plan	CSS including CS	
(In thousand of Rupees)		
...	...	46,51,67
...	...	1,38,89,91
...	...	2,69,55
...	...	1,06,01,61
...	...	9,74,99,23
...	...	7,08,43
...	...	24,62,67
...	...	6,39
...	...	11,10
...	...	31,88,59
...	...	1,36,83
...	...	2,30,70
...	...	5,60,68
...	...	4,11,49
...	...	45,05
...	...	3,92
...	...	13,88,67
...	...	4,42,05
...	...	1,05,05,41
...	...	30,15
...	...	-10,05
...	...	1,09,67,56
...	...	47,42,56
...	...	6,03
...	...	8,22
...	...	25,27
...	...	47,82,08
...	...	1,57,49,64
...	...	2,18,02
...	...	7,59,12
...	...	1,91,38
...	...	42,56,92

STATEMENT NO. 12 DETAILED ACCOUNT OF
(Figure in italics represent charged expenditure)

Head	Non-Plan
	(In thousand of Rupees)
EXPENDITURE HEADS(REVENUE ACCOUNT)- Contd.	
A. GENERAL SERVICES - Concl.	
(d) Administrative Services -Concl.	
2070 Other Administrative Services - Concl.	
108 Fire Protection and Control	18,77,24
114 Purchase and Maintenance of transport	66,89
115 Guest Houses, Government Hostels etc.	7,34,90
118 Administration of Citizenship Act.	1,71,30
800 Other Expenditure	12,10,54
Total 2070	<u>94,86,31</u>
Total (d) Administrative Services	<u>3,47,04</u>
	<u>16,25,78,32</u>
(e) Pensions and Miscellaneous General Services	
2071 Pensions and Other Retirement Benefits	
01 Civil	
101 Superannuation and Retirement Allowances	45,82
	9,75,19,22
102 Commuted value of Pension	1,93
	12,01,90
104 Gratuities	61,83
	1,49,40,58
105 Family pensions	1,25,41,08
111 Pensions to Legislators	75,66
115 Leave Encashment Benefits	76,79,57
Total 01	<u>1,09,58</u>
	<u>13,39,58,01</u>
Total 2071	<u>1,09,58</u>
	<u>13,39,58,01</u>
2075 Miscellaneous General Services	
104 Pensions and awards in consideration of distinguished services	50,10
Total 2075	<u>50,10</u>
Total (e) Pensions and Miscellaneous General Services	<u>1,09,58</u>
	<u>13,40,08,11</u>
Total A-GENERAL SERVICES	<u>17,40,32,62</u>
	<u>31,80,66,54</u>
B. SOCIAL SERVICES	
(a) Education, Sports, Art and Culture	
2202 General Education	
01 Elementary Education	
001 Direction and Administration	46,03,87
101 Government Primary Schools	13,40,27,21
102 Assistance to Non-Government Primary Schools	8,66,40

EXPENDITURE BY MINOR HEADS - Contd.

(Figure in italics represent charged expenditure)

Actuals for 2007-2008			
Plan	CSS including CS		Total
(In thousand of Rupees)			
...	...		18,77,24
...	...		66,89
...	...		7,34,90
...	...		1,71,30
...	...		12,10,54
...	...		94,86,31
...
2,24,11	...		16,31,49,47
...
...	...		9,75,65,04
...	...		12,03,83
...	...		1,50,02,41
...	...		1,25,41,08
...	...		75,66
...	...		76,79,57
...
...	...		13,40,67,59
...
...	...		13,40,67,59*
...	...		50,10
...	...		50,10
...
...	...		13,41,17,69
...
2,44,80	98,12		49,24,42,08
4,97	...		46,08,84
51,52	...		13,40,78,73
...	38,78,96		47,45,36

* The number of pensioners -superannuation, Family Pension and other pension are 81920,42919, and 2005 respectively.

STATEMENT NO. 12 DETAILED ACCOUNT OF
(Figure in italics represent charged expenditure)

Head	Non-Plan
(In thousand of Rupees)	
EXPENDITURE HEADS(REVENUE ACCOUNT)- Contd.	
B.	SOCIAL SERVICES - Contd.
(a)	Education, Sports, Art and Culture - Contd.
2202	General Education - Contd.
01	Elementary Education - Concl'd.
104	Inspection 26,59,46
107	Teachers Training 7,69
109	Scholarships and Incentives 94,86
110	Examinations 7,66
796	Tribal Area Sub-Plan ...
800	Other Expenditure 89,17,90
	Total 01 <u>15,11,85,05</u>
02	Secondary Education
001	Direction and Administration 60,97,68
101	Inspection 14,10,45
104	Teachers and Other Services 9,36
105	Teachers Training 40,26
107	Scholarships 2,49,07
108	Examinations 1,00
109	Government Secondary Schools 25,85,89
110	Assistance to Non-Government Secondary Schools 6,88,71,88
796	Tribal Area Sub-Plan ...
800	Other Expenditure 3
	Total 02 <u>7,92,65,62</u>
03	University and Higher Education
001	Direction and Administration 78,64,51
102	Assistance to Universities 45,18,42
103	Government Colleges and Institutes 2,56,98,68
104	Assistance to Non-Government Colleges and Institutes 6,54,53
105	Faculty Development Programme 69,86
106	Text Books Development 19,19
107	Scholarships 13,89
800	Other Expenditure 9,58,18
	Total 03 <u>3,97,97,26</u>
04	Adult Education
001	Direction and Administration 12,56,86
101	Grants to Voluntary Organisations ...
	Total 04 <u>12,56,86</u>
05	Language Development
001	Direction and Administration 3,18,28
103	Sanskrit Education 5,53,40
110	Assistance to Madrassa Education 3,40,62

EXPENDITURE BY MINOR HEADS - Contd.

(Figure in italics represent charged expenditure)

Actuals for 2007-2008		
Plan	CSS including CS	Total
(In thousand of Rupees)		
...	...	26,59,46
...	...	7,69
...	...	94,86
...	...	7,66
35,99	...	35,99
2,10,86	82,77,98	1,74,06,74
3,03,34	1,21,56,94	16,36,45,33
27,39,71	...	88,37,39
7	...	14,10,52
...	...	9,36
45	...	40,71
...	...	2,49,07
...	...	1,00
...	...	25,85,89
71,72	8,91	6,89,52,51
13,98	...	13,98
5,81	...	5,84
28,31,74	8,91	8,21,06,27
2,37	...	78,66,88
4,96,44	...	50,14,86
...	2,50	2,57,01,18
1,50,21	...	8,04,74
...	...	69,86
...	...	19,19
...	...	13,89
81,50	...	10,39,68
7,30,52	2,50	4,05,30,28
4,03	...	12,60,89
1,50	...	1,50
5,53	...	12,62,39
...	...	3,18,28
28,34	...	5,81,74
...	...	3,40,62

STATEMENT NO. 12 DETAILED ACCOUNT OF
(Figure in italics represent charged expenditure)

Head	Non-Plan
(In thousand of Rupees)	
EXPENDITURE HEADS(REVENUE ACCOUNT)- Contd.	
B. SOCIAL SERVICES - Contd.	
(a) Education, Sports, Art and Culture -Concl.	
2202 General Education - Concl.	
05 Language Development - Concl.	
200 Other Languages Education	13,11,75
Total 05	25,24,05
80 General	
001 Direction and Administration	10,52,36
003 Training	8,18,83
004 Research	4,31,30
800 Other Expenditure	4,17,11
Total 80	27,19,60
Total 2202	27,67,48,44
2203 Technical Education	
001 Direction and Administration	14,66,70
103 Technical Schools	90,46
105 Ploytechnics	19,38,09
107 Scholarships	16,11
112 Engineering/Technical Colleges and Institutes	10,07,34
Total 2203	45,18,70
2204 Sports and Youth Services	
001 Direction and Administration	1,70,10
101 Physical Education	6,76,42
102 Youth Welfare Programmes for Students	4,72,37
104 Sports and Games	80,83
800 Other Expenditure	24,75
Total 2204	14,24,47
2205 Art and Culture	
001 Direction and Administration	2,26,52
101 Fine Arts Education	2,22,11
102 Promotion of Arts and Culture	13,88
103 Archaeology	1,24,87
104 Archives	22,71
105 Public Libraries	2,84,19
107 Museums	1,21,42
796 Tribal Area Sub-Plan	26,04
800 Other Expenditure	...
Total 2205	10,41,74
Total (a) Education, Sports, Art and Culture	28,37,33,35

EXPENDITURE BY MINOR HEADS - Contd.

(Figure in italics represent charged expenditure)

Actuals for 2007-2008			Total
Plan		CSS including CS	
(In thousand of Rupees)			
...		...	13,11,75
28,34		...	25,52,39
12,46		...	10,64,82
7,25		...	8,26,08
25,71		11,52,58	16,09,59
...		2,67,82	6,84,93
45,42		14,20,40	41,85,42
39,44,89		1,35,88,75	29,42,82,08
6,03		10	14,72,83
6,16		...	96,62
25,06		...	19,63,15
4,64		...	20,75
4,15		...	10,11,49
46,04		10	45,64,84
...		...	1,70,10
37		...	6,76,79
13,05		59,00	5,44,42
1,84,79		...	2,65,62
22,73,12		...	22,97,87
24,71,33		59,00	39,54,80
29,15		...	2,55,67
2,47,52		...	4,69,63
66,60		3,33,00	4,13,48
2,68		...	1,27,55
8,84		...	31,55
31,59		...	3,15,78
99,41		...	2,20,83
1,92		...	27,96
41,08		...	41,08
5,28,79		3,33,00	19,03,53
69,91,05		1,39,80,85	30,47,05,25

STATEMENT NO. 12 DETAILED ACCOUNT OF
(Figure in italics represent charged expenditure)

Head	Non-Plan
(In thousand of Rupees)	
EXPENDITURE HEADS(REVENUE ACCOUNT)- Contd.	
B. SOCIAL SERVICES - Contd.	
(b) Health and Family Welfare - Contd.	
2210 Medical and Public Health	
01 Urban Health Services-Allopathy	
001 Direction and Administration	9,66,73
003 Training	33,18
102 Employees State Insurance Scheme	4,84,19
104 Medical Stores Depots	1,21,10
108 Departmental Drug Manufacture	52,37
109 School Health Scheme	1,68,98
110 Hospital and Dispensaries	79,86,64
200 Other Health Scheme	2,56,65
800 Other Expenditure	81,84
Total 01	1,01,51,68
02 Urban Health Services- Other systems of medicine	
200 Other System	...
Total 02	...
03 Rural Health Services - Allopathy	
103 Primary Health Centres	72,67,16
104 Community Health Centres	16,37,29
110 Hospitals and Dispensaries	30,90,55
796 Tribal Area Sub-Plan	77,26
800 Other Expenditure	26,63
Total 03	1,20,98,89
04 Rural Health Services-Other Systems of medicine	
101 Ayurveda	4,76,72
102 Homeopathy	93,45
796 Tribal Area Sub-Plan	...
Total 04	5,70,17
05 Medical Education, Training and Research	
001 Direction and Administration	52,83,20
101 Ayurveda	4,44,46
102 Homeopathy	2,22,30
105 Allopathy	55,87,72
110 Hospital & Dispensary	52,46,03
Total 05	1,67,83,71
06 Public Health	
001 Direction and Administration	5,51,59
101 Prevention and control of diseases	40,44,76
102 Prevention of food adulteration	2,19,07
104 Drug control	1,37,56

EXPENDITURE BY MINOR HEADS - Contd.

(Figure in italics represent charged expenditure)

Actuals for 2007-2008			Total
Plan	CSS including CS		
(In thousand of Rupees)			
1,43	...		9,68,16
1,00	...		34,18
...	...		4,84,19
...	...		1,21,10
...	...		52,37
1,05	...		1,70,03
17,30	...		80,03,94
...	8,09		2,64,74
10	...		81,94
20,88	8,09		1,01,80,65
...	5,19		5,19
...	5,19		5,19
1,07,37	...		73,74,53
...	...		16,37,29
...	...		30,90,55
12,19	...		89,45
60,09,94	...		60,36,57
61,29,50	...		1,82,28,39
...	...		4,76,72
...	...		93,45
7,35	...		7,35
7,35	...		5,77,52
...	...		52,83,20
...	...		4,44,46
...	...		2,22,30
1,35	...		55,89,07
2,20	...		52,48,23
3,55	...		1,67,87,26
...	...		5,51,59
6,78	1,17,45		41,68,99
4,37	...		2,23,44
...	...		1,37,56

STATEMENT NO. 12 DETAILED ACCOUNT OF
(Figure in italics represent charged expenditure)

Head	Non-Plan
(In thousand of Rupees)	
EXPENDITURE HEADS(REVENUE ACCOUNT)- Contd.	
B. SOCIAL SERVICES - Contd.	
(b) Health and Family Welfare -Concl.	
2210 Medical and Public Health - Concl.	
06 Public Health - Concl.	
107 Public Health Laboratories	44,62
112 Public Health Education	1,54,93
Total 06	51,52,53
80 General	
004 Health Statistics & Evaluation	1,52,19
800 Other Expenditure	47,04,64
Total 80	48,56,83
Total 2210	4,96,13,81
2211 Family Welfare	
001 Direction and Administration	...
003 Training	...
101 Rural Family Welfare Services	...
102 Urban Family Welfare Services	...
103 Maternity and Child Health	17,33,90
104 Transport	...
200 Other Services and Supplies	...
Total 2211	17,33,90
Total (b) Health and Family Welfare	5,13,47,71
(c) Water Supply, Sanitation, Housing and Urban Development	
2215 Water Supply and Sanitation	
01 Water Supply	
001 Direction and Administration	1,18,41,00
052 Machinery and Equipment	6,05
101 Urban water supply programmes	13,53,41
102 Rural water supply programmes	12,73,97
789 Schedule Caste Component Plan	...
796 Tribal Area sub-plan	...
799 Suspence	-6,34
800 Other Expenditure	...
Total 01	1,44,68,09
02 Sewerage and Sanitation	
105 Sanitation Services	11,07,45
107 Sewerage Services	60,24
Total 02	11,67,69
Total 2215	1,56,35,78

EXPENDITURE BY MINOR HEADS - Contd.

(Figure in italics represent charged expenditure)

Actuals for 2007-2008		
Plan	CSS including CS	Total
(In thousand of Rupees)		
...	...	44,62
50	...	1,55,43
11,65	1,17,45	52,81,63
14	...	1,52,33
...	...	47,04,64
14	...	48,56,97
61,73,07	1,30,73	5,59,17,61
...	10,72,94	10,72,94
...	3,92,39	3,92,39
...	55,31,89	55,31,89
...	2,46,60	2,46,60
...	...	17,33,90
...	91,93	91,93
...	3,39,17	3,39,17
...	76,74,92	94,08,82
61,73,07	78,05,65	6,53,26,43
28,28	...	1,18,69,28
2	...	6,07
41,96	...	13,95,37
9,90,38	6,82,52	29,46,87
3,52,89	...	3,52,89
69,93	...	69,93
...	...	-6,34
95	...	95
14,84,41	6,82,52	1,66,35,02
2,41,29	...	13,48,74
...	...	60,24
2,41,29	...	14,08,98
17,25,70	6,82,52	1,80,44,00

STATEMENT NO. 12 DETAILED ACCOUNT OF
(Figure in italics represent charged expenditure)

Head	Non-Plan
(In thousand of Rupees)	
EXPENDITURE HEADS(REVENUE ACCOUNT)- Contd.	
B. SOCIAL SERVICES - Contd.	
(c) Water Supply, Sanitation, Housing and Urban Development -Concltd.	
2216 Housing	
01 Government Residential Buildings - Concltd.	
106 General Pool accommodation	6,23,57
Total 01	<u>6,23,57</u>
80 General	
103 Assistance to Housing Boards, Corporations etc.	17,50
796 Tribal Area Sub-Plan	...
Total 80	<u>17,50</u>
Total 2216	<u>6,41,07</u>
2217 Urban Development	
03 Integrated Development of Small and Medium Towns	
001 Direction and Administration	6,80,46
191 Assistance to Local bodies Corporations, Urban Development Authorities, Town Improvement Boards etc.	11,80
800 Other Expenditure	...
Total 03	<u>6,92,26</u>
05 Other Urban Development Schemes	
191 Assistance to Local Bodies Corporations, Urban Development Authorities, Town Improvement Board etc.	...
Total 05	<u>...</u>
80 General	
001 Direction and Administration	1,85,02
191 Assistance to Local Bodies, Corporations, Urban Development Authorities, Town Improvement Board etc.	21,07,00
800 Other Expenditure	9,60,00
Total 80	<u>32,52,02</u>
Total 2217	<u>39,44,28</u>
Total (c) Water Supply, Sanitation, Housing and Urban Development	<u>2,02,21,13</u>
(d) Information and Broadcasting	
2220 Information and Publicity	
01 Films	
001 Direction and Administration	5,63,69
105 Production of Films	20,09
Total 01	<u>5,83,78</u>
60 Others	
101 Advertising and Visual Publicity	4,68,90
102 Information Centres	22,75
103 Press Information Services	5,23
106 Field Publicity	4,73,71
107 Song and Drama Services	58,68
109 Photo Services	10,25
110 Publications	89,05

EXPENDITURE BY MINOR HEADS - Contd.

(Figure in italics represent charged expenditure)

Actuals for 2007-2008			Total
Plan	CSS including CS		
(In thousand of Rupees)			
...	...		6,23,57
...	...		6,23,57
...	...		17,50
80,78	...		80,78
80,78	...		98,28
80,78	...		7,21,85
22,92	...		7,03,38
...	...		11,80
33,75,06	72,00		34,47,06
33,97,98	72,00		41,62,24
19,47,27	7,86,82		27,34,09
19,47,27	7,86,82		27,34,09
...	...		1,85,02
...	...		21,07,00
22,00,00	...		31,60,00
22,00,00	...		54,52,02
75,45,25	8,58,82		1,23,48,35
93,51,73	15,41,34		3,11,14,20
12,89	...		5,76,58
30,00	...		50,09
42,89	...		6,26,67
13,36	...		4,82,26
93	...		23,68
2,00	...		7,23
73,91	...		5,47,62
5,28	...		63,96
11,61	...		21,86
63,59	...		1,52,64

STATEMENT NO. 12 DETAILED ACCOUNT OF
(Figure in italics represent charged expenditure)

Head	Non-Plan
	(In thousand of Rupees)
EXPENDITURE HEADS(REVENUE ACCOUNT)- Contd.	
B. SOCIAL SERVICES - Contd.	
(d) Information and Broadcasting -Concl'd.	
2220 Information and Publicity - Concl'd.	
60 Others - Concl'd.	
Total 60	11,28,57
Total 2220	17,12,35
Total (d) Information and Broadcasting	17,12,35
(e) Welfare of Scheduled Castes, Scheduled Tribes and Other Backward Classes	
2225 Welfare of Scheduled Castes, Scheduled Tribes and Other Backward Classes	
01 Welfare of Scheduled Castes	
001 Direction and Administration	1,13,27
102 Economic Development	1,63
190 Assistance to Public Sector and Other Undertakings	...
277 Education	20,97
282 Health	60
793 Special Central Assistance for Scheduled Castes Component Plan	...
800 Other Expenditure	...
Total 01	1,36,47
02 Welfare of Scheduled Tribes	
001 Direction and Administration	1,05,86
102 Economic Development	7,26
190 Assistance to Public Sector and Other Undertakings	39,58
277 Education	17,48
794 Special Central Assistance for Tribal sub-plan	...
796 Tribal Area Sub Plan	3,24,31
800 Other Expenditure	7,25,72
Total 02	12,20,21
03 Welfare of Backward Classes	
001 Direction and Administration	95,45
102 Economic Development	...
277 Education	19,15
800 Other Expenditure	...
Total 03	1,14,60
80 General	
001 Direction and Administration	5,12,51
102 Aid to voluntary Organisations	2
Total 80	5,12,53
Total 2225	19,83,81
Total (e) Welfare of Scheduled Castes, Scheduled Tribes and Other Backward Classes	19,83,81

EXPENDITURE BY MINOR HEADS - Contd.

(Figure in italics represent charged expenditure)

Actuals for 2007-2008			Total
Plan	CSS including CS		
(In thousand of Rupees)			
<i>1,70,68</i>	...		12,99,25
<i>2,13,57</i>	...		19,25,92
<i>2,13,57</i>	...		19,25,92
18,02	...		1,31,29
6,19	...		7,82
54,81	...		54,81
1,71,12	5,42,93		7,35,02
...	...		60
10,55,38	...		10,55,38
3,19,05	...		3,19,05
<i>16,24,57</i>	<i>5,42,93</i>		23,03,97
2,39,61	57,27		4,02,74
10,98,86	...		11,06,12
15,55,72	8,00		16,03,30
75,00	16,26,36		17,18,84
56,69,59	...		56,69,59
1,15,77	...		4,40,08
87,55,58	20,00		95,01,30
<i>1,75,10,13</i>	<i>17,11,63</i>		2,04,41,97
16,24	...		1,11,69
6,59,99	...		6,59,99
1,69,00	3,02,58		4,90,73
13,31,70	...		13,31,70
<i>21,76,93</i>	<i>3,02,58</i>		25,94,11
51,20	2,84		5,66,55
4,85	...		4,87
<i>56,05</i>	<i>2,84</i>		5,71,42
<i>2,13,67,68</i>	<i>25,59,98</i>		2,59,11,47
<i>2,13,67,68</i>	<i>25,59,98</i>		2,59,11,47

STATEMENT NO. 12 DETAILED ACCOUNT OF
(Figure in italics represent charged expenditure)

Head	Non-Plan
	(In thousand of Rupees)
EXPENDITURE HEADS(REVENUE ACCOUNT)- Contd.	
B. SOCIAL SERVICES - Contd.	
(f) Labour and Labour Welfare	
2230 Labour and Employment	
01 Labour	
001 Direction and Administration	5,71,67
004 Research and Statistics	15,68
101 Industrial Relations	99,72
102 Working Conditions and safety	2,64,15
103 General Labour Welfare	1,08,31
Total 01	10,59,53
02 Employment Service	
001 Direction and Administration	74,38
004 Research, Survey and Statistics	3,70,50
101 Employment Services	4,47,73
Total 02	8,92,61
03 Training	
003 Training of Craftsmen & Supervisors	10,79,12
796 Tribal Area Sub Plan	5,51
Total 03	10,84,63
Total 2230	30,36,77
Total (f) Labour and Labour Welfare	30,36,77
(g) Social Welfare and Nutrition	
2235 Social Security and Welfare	
01 Rehabilitation	
202 Other Rehabilitation Schemes	22,67,38
800 Other Expenditure	38
Total 01	22,67,76
02 Social Welfare	
001 Direction and Administration	3,24,74
101 Welfare of handicapped	1,70,86
102 Child Welfare	15,68,47
103 Women's Welfare	71,59
104 Welfare of aged, infirm and destitute	53,07
105 Prohibition	5,08,02
106 Correctional Services	50,71
107 Assistance to Voluntary Organisations	1,90
200 Other programmes	20,60
796 Tribal Area Sub-Plan	...
800 Other Expenditure	21,02
Total 02	27,90,98

EXPENDITURE BY MINOR HEADS - Contd.

(Figure in italics represent charged expenditure)

Actuals for 2007-2008			Total
Plan	CSS including CS		
(In thousand of Rupees)			
91,87	...		6,63,54
...	...		15,68
...	...		99,72
60,62	...		3,24,77
1,56,00	...		2,64,31
3,08,49	...		13,68,02
...	...		74,38
4,98	...		3,75,48
...	...		4,47,73
4,98	...		8,97,59
54,90	...		11,34,02
2,11	...		7,62
57,01	...		11,41,64
3,70,48	...		34,07,25
3,70,48	...		34,07,25
...	...		22,67,38
...	...		38
...	...		22,67,76
67,01	...		3,91,75
1,22,49	...		2,93,35
1,65,01	1,54,30,84		1,71,64,32
21,48	...		93,07
...	...		53,07
20,00	...		5,28,02
...	...		50,71
1,03	...		2,93
6,81	...		27,41
45,39	...		45,39
5,23,01	...		5,44,03
9,72,23	1,54,30,84		1,91,94,05

STATEMENT NO. 12 DETAILED ACCOUNT OF
(Figure in italics represent charged expenditure)

Head	Non-Plan
	(In thousand of Rupees)
EXPENDITURE HEADS(REVENUE ACCOUNT)- Contd.	
B. SOCIAL SERVICES - Concl.	
(g) Social Welfare and Nutrition -Concl.	
2235 Social Security and Welfare	
60 Other Social Security and Welfare programmes	
102 Pensions under Social Security Schemes	8,68,38
200 Other Programmes	3,08,01
Total 60	<u>11,76,39</u>
Total 2235	<u>62,35,13</u>
2236 Nutrition	
02 Distribution of nutritious food and beverages	
101 Special Nutrition programmes	1,46,41
800 Other Expenditure	58
Total 02	<u>1,46,99</u>
Total 2236	<u>1,46,99</u>
2245 Relief on Account of Natural Calamities	
05 Calamity Relief Fund	
101 Transfers to Reserve Funds and Deposit Accounts- Calamity Relief Fund	3,00,86,00
Total 05	<u>3,00,86,00</u>
80 General	
800 Other Expenditure	1,99
Total 80	<u>1,99</u>
Total 2245	<u>3,00,87,99</u>
Total (g) Social Welfare and Nutrition	<u>3,64,70,11</u>
(h) Others	
2250 Other Social Services	
101 Donations for Charitable purposes	38,28
Total 2250	<u>38,28</u>
2251 Secretariat-Social Services	
090 Secretariat	12,51,45
Total 2251	<u>12,51,45</u>
Total (h) Others	<u>12,89,73</u>
Total B-SOCIAL SERVICES	<u>39,97,94,96</u>
C. ECONOMIC SERVICES	
(a) Agriculture and Allied Activities	
2401 Crop Husbandry	
001 Direction and Administration	71,33,51
103 Seeds	9,03
104 Agricultural Farms	54,37
105 Manures and Fertilisers	1,19,82
107 Plant Protection	1,02,62
108 Commercial Crops	2,04,09

EXPENDITURE BY MINOR HEADS - Contd.

(Figure in italics represent charged expenditure)

Actuals for 2007-2008			Total
Plan		CSS including CS	
(In thousand of Rupees)			
...		...	8,68,38
20		...	3,08,21
20		...	11,76,59
9,72,43		1,54,30,84	2,26,38,40
...		21,15,74	22,62,15
70,06,05		...	70,06,63
70,06,05		21,15,74	92,68,78
70,06,05		21,15,74	92,68,78
...		...	3,00,86,00
...		...	3,00,86,00
...		...	1,99
...		...	1,99
...		...	3,00,87,99
79,78,48		1,75,46,58	6,19,95,17
...		...	38,28
...		...	38,28
...		...	12,51,45
...		...	12,51,45
...		...	12,89,73
5,24,46,06		4,34,34,40	49,56,75,42
2,53,22		...	73,86,73
22,76,92		...	22,85,95
55		...	54,92
13		...	1,19,95
37		...	1,02,99
5,97		...	2,10,06

STATEMENT NO. 12 DETAILED ACCOUNT OF
(Figure in italics represent charged expenditure)

Head	Non-Plan
	(In thousand of Rupees)
EXPENDITURE HEADS(REVENUE ACCOUNT)- Contd.	
C. ECONOMIC SERVICES - Contd.	
(a) Agriculture and Allied Activities - Contd.	
2401 Crop Husbandry - Concl'd.	
109 Extension and Farmers' Training	11,19,88
110 Crop Insurance	72,91
111 Agricultural Economics and Statistics	5,95,47
112 Development of pulses	1,93
113 Agricultural Engineering	19,44,18
115 Scheme of Small/Marginal farmers and agricultural labour	6,58
119 Horticulture and Vegetable Crops	2,20,89
800 Other Expenditure	14,00,84
Total 2401	<u>1,29,86,12</u>
2402 Soil and Water Conservation	
001 Direction and Administration	18,77,97
101 Soil Survey and Testing	26,89
102 Soil Conservation	51,01
103 Land reclamation and Development	11,05
796 Tribal Area Sub-Plan	...
800 Other Expenditure	...
Total 2402	<u>19,66,92</u>
2403 Animal Husbandry	
001 Direction and Administration	16,81,12
101 Veterinary Services and Animal Health	37,78,52
102 Cattle and Buffalo Development	22,19,82
103 Poultry Development	5,69,64
104 Sheep and Wool Development	17,55
105 Piggery Development	81,60
106 Other Live stock Development	5,85
107 Fodder and Feed Development	1,89,88
109 Extension and Training	1,77,86
113 Administrative Investigation and Statistics	1,24,37
796 Tribal Area Sub-plan	1,16,23
800 Other Expenditure	7,45,68
Total 2403	<u>97,08,12</u>
2404 Dairy Development	
001 Direction and Administration	2,26,62
102 Dairy Development Projects	74,12
109 Extension and Training	2,27
191 Assistance to Co-operatives and other Bodies	...
192 Milk Supply Scheme	6,21,99
800 Other Expenditure	...

EXPENDITURE BY MINOR HEADS - Contd.

(Figure in italics represent charged expenditure)

Actuals for 2007-2008			Total
Plan	CSS including CS		
(In thousand of Rupees)			
41,31,37	...		52,51,25
2,26	...		75,17
3,82	...		5,99,29
...	...		1,93
5,27,94	...		24,72,12
...	...		6,58
6,94	...		2,27,83
...	15,94,64		29,95,48
72,09,49	15,94,64		2,17,90,25
37,65	...		19,15,62
...	...		26,89
1,85,28	2,05		2,38,34
2,84,04	...		2,95,09
21,50	...		21,50
78,00	...		78,00
6,06,47	2,05		25,75,44
...	...		16,81,12
13	...		37,78,65
...	...		22,19,82
3,25	...		5,72,89
...	...		17,55
...	...		81,60
...	...		5,85
...	...		1,89,88
...	...		1,77,86
1,06	...		1,25,43
5,61	...		1,21,84
6,44,00	...		13,89,68
6,54,05	...		1,03,62,17
...	...		2,26,62
...	...		74,12
...	...		2,27
1,64,00	...		1,64,00
...	...		6,21,99
1,10,00	...		1,10,00

STATEMENT NO. 12 DETAILED ACCOUNT OF
(Figure in italics represent charged expenditure)

Head	Non-Plan
(In thousand of Rupees)	
EXPENDITURE HEADS(REVENUE ACCOUNT)- Contd.	
C. ECONOMIC SERVICES - Contd.	
(a) Agriculture and Allied Activities - Contd.	
2404	Diary Development - Concl'd.
	<u>Total 2404</u>
	<u>9,25,00</u>
2405	Fisheries
001	Direction and Administration
101	Inland fisheries
105	Processing, Preservation and Marketing
109	Extension and Training
120	Fisheries Co-operatives
796	Tribal Area Sub Plan
800	Other Expenditure
	<u>Total 2405</u>
	<u>18,36,85</u>
2406	Forestry and Wild Life
01	Forestry
001	Direction and Administration
005	Survey and Utilization of Forest Resources
070	Communications and Buildings
101	Forest Conservation, Development and Regeneration
102	Social and Farm Forestry
105	Forest Produce
789	Schedule Caste Component Plan
796	Tribal Area Sub-plan
800	Other Expenditure
	<u>Total 01</u>
	<u>4,49,69</u>
	<u>1,02,80,01</u>
02	Environmental Forestry and Wild Life
110	Wild Life Preservation
111	Zoological Park
112	Public Gardens
	<u>Total 02</u>
	<u>17,06,24</u>
	<u>1,19,86,25</u>
2407	Plantations
02	Coffee
016	Subsidies for Plantation
	<u>Total 02</u>
	<u>...</u>
	<u>...</u>
	<u>...</u>
2408	Food, Storage and Warehousing
01	Food
001	Direction and Administration
101	Procurement and Supply
102	Food Subsidies
	<u>3,33,28</u>
	<u>9,27,38</u>
	<u>9,39,28</u>

EXPENDITURE BY MINOR HEADS - Contd.

(Figure in italics represent charged expenditure)

Actuals for 2007-2008			Total
Plan	CSS including CS		
(In thousand of Rupees)			
2,74,00	...		11,99,00
5,74	...		9,65,44
31,78	74		3,45,26
...	...		27,66
4,77	7,58		5,49,10
10,00	...		10,00
17,50	...		17,50
10,54,50	90		10,55,40
11,24,29	9,22		29,70,36
23,87	...		89,94,26
36,61	...		2,57,56
2,21,62	...		3,43,69
50,93	3,81,00		7,92,07
1,63,76	...		2,11,94
8,72,51	47,03		10,28,13
1,59,44	...		1,59,44
58,59	...		58,59
4,79,22	...		9,28,91
20,66,55	4,28,03		1,27,74,59
6,95	...		13,68,64
5,00	3,98,91		7,48,46
80,09	...		80,09
92,04	3,98,91		21,97,19
21,58,59	8,26,94		1,49,71,78
3,43,00	...		3,43,00
3,43,00	...		3,43,00
3,43,00	...		3,43,00
...	...		3,33,28
10,27	...		9,37,65
...	...		9,39,28

STATEMENT NO. 12 DETAILED ACCOUNT OF
(Figure in italics represent charged expenditure)

Head	Non-Plan
	(In thousand of Rupees)
EXPENDITURE HEADS(REVENUE ACCOUNT)- Contd.	
C. ECONOMIC SERVICES - Contd.	
(a) Agriculture and Allied Activities -Concl.	
2408 Food Storage and Warehousing - Concl.	
01 Food - Concl.	
Total 01	21,99,94
Total 2408	21,99,94
2415 Agricultural Research and Education	
01 Crop Husbandry	
004 Research	9,12,35
277 Education	41,36,30
800 Other Expenditure	...
Total 01	50,48,65
02 Soil and Water Conservation	
004 Research	80,58
277 Education	11,59
Total 02	92,17
03 Animal Husbandry	
004 Research	3,09
277 Education	4,61
Total 03	7,70
05 Fisheries	
004 Research	64,07
Total 05	64,07
06 Forestry	
004 Research	1,88,89
277 Education	1,10,03
Total 06	2,98,92
Total 2415	55,11,51
2425 Co-operation	
001 Direction and Administration	14,74,03
003 Training	19,05
101 Audit of Co-operatives	13,13,35
Total 2425	28,06,43
2435 Other Agricultural Programmes	
01 Marketing and quality control	
101 Marketing facilities	3,10,88
102 Grading and quality control facilities	25,71
Total 01	3,36,59
Total 2435	3,36,59
Total (a) Agriculture and Allied Activities	5,02,63,73

EXPENDITURE BY MINOR HEADS - Contd.

(Figure in italics represent charged expenditure)

Actuals for 2007-2008			
Plan		CSS including CS	Total
(In thousand of Rupees)			
<i>10,27</i>		...	<i>22,10,21</i>
<i>10,27</i>		...	<i>22,10,21</i>
8,12,80		...	17,25,15
10,85,06		...	52,21,36
2,25,00		...	2,25,00
<i>21,22,86</i>		...	<i>71,71,51</i>
...		...	80,58
...		...	11,59
...		...	<i>92,17</i>
...		...	3,09
...		...	4,61
...		...	<i>7,70</i>
...		...	64,07
...		...	<i>64,07</i>
8,64		...	1,97,53
20,00		...	1,30,03
<i>28,64</i>		...	<i>3,27,56</i>
<i>21,51,50</i>		...	<i>76,63,01</i>
3,30		...	14,77,33
...		...	19,05
...		...	13,13,35
<i>3,30</i>		...	<i>28,09,73</i>
20		...	3,11,08
...		...	25,71
<i>20</i>		...	<i>3,36,79</i>
<i>20</i>		...	<i>3,36,79</i>
<i>1,45,35,16</i>		<i>24,32,85</i>	<i>6,72,31,74</i>

STATEMENT NO. 12 DETAILED ACCOUNT OF
(Figure in italics represent charged expenditure)

Head	Non-Plan
	(In thousand of Rupees)
EXPENDITURE HEADS(REVENUE ACCOUNT)- Contd.	
C. ECONOMIC SERVICES - Contd.	
(b) Rural Development	
2501 Special Programmes for Rural Development - Contd.	
2501 Special Programmes for Rural Development	
01 Integrated Rural Development programme	
001 Direction and Administration	38,39,47
800 Other Expenditure	15,50,00
Total 01	<u>53,89,47</u>
Total 2501	<u>53,89,47</u>
2515 Other Rural Development Programmes	
001 Direction and Administration	<i>1,11</i>
	98,28,81
003 Training	37,87
101 Panchayati Raj	36,86,30
102 Community Development	...
800 Other Expenditure	51,28,37
Total 2515	<u><i>1,11</i></u>
	<u>1,86,81,35</u>
Total (b) Rural Development	<u><i>1,11</i></u>
	<u>2,40,70,82</u>
(c) Special Areas Programmes	
2552 North Eastern Areas	
211 Health & Family Welfare Department	...
212 Public Works Department	...
213 Sports & Youth Welfare Department	...
219 Education Department	...
234 Planning & Development (Man Power) Department	...
235 Soil Conservation Department	...
800 Other Development	...
Total 2552	<u>...</u>
2575 Other Special Areas Programmes	
02 Backward Areas	
001 Direction & Administration	33,66,22
Total 02	<u>33,66,22</u>
Total 2575	<u>33,66,22</u>
Total (c) Special Areas Programmes	<u>33,66,22</u>
(d) Irrigation and Flood Control	
2701 Major and Medium Irrigation	
04 Medium Irrigation -Non-commercial	
001 Direction and Administration	3,22,98
800 Other Expenditure	1,19,63

EXPENDITURE BY MINOR HEADS - Contd.

(Figure in italics represent charged expenditure)

Actuals for 2007-2008

Plan	CSS including CS	Total
6,00,00	...	44,39,47
2,58,51,55	35	2,74,01,90
2,64,51,55	35	3,18,41,37
2,64,51,55	35	3,18,41,37
...
27	...	98,30,19
...	...	37,87
...	...	36,86,30
2	...	2
2,80,52,00	...	3,31,80,37
...
2,80,52,29	...	4,67,34,75
...
5,45,03,84	35	7,85,76,12
...	2,87,01	2,87,01
...	30,00	30,00
...	18,00	18,00
...	40,00	40,00
...	5	5
...	24,31	24,31
...	21,40	21,40
...	4,20,77	4,20,77
15,35,33	...	49,01,55
15,35,33	...	49,01,55
15,35,33	...	49,01,55
15,35,33	4,20,77	53,22,32
...	...	3,22,98
...	...	1,19,63

STATEMENT NO. 12 DETAILED ACCOUNT OF
(Figure in italics represent charged expenditure)

Head	Non-Plan
	(In thousand of Rupees)
EXPENDITURE HEADS(REVENUE ACCOUNT)- Contd.	
C. ECONOMIC SERVICES - Contd.	
(d) Irrigation and Flood Control -Concl.	
2701 Major and Medium Irrigation - Concl.	
04 Medium Irrigation -Non-commercial - Concl.	
Total 04	4,42,61
80 General	
001 Direction and Administration	33,00,67
799 Suspense	-4,18
Total 80	32,96,49
Total 2701	37,39,10
2702 Minor Irrigation	
01 Surface Water	
102 Lift Irrigation Schemes	17,62,21
800 Other Expenditure	2,21,00
Total 01	19,83,21
02 Ground Water	
103 Tube Wells	4,61,43
Total 02	4,61,43
80 General	
001 Direction and Administration	1,19,52,40
052 Machinery and Equipments	26,26
799 Suspense	-5,41
800 Other Expenditure	50,31
Total 80	1,20,23,56
Total 2702	1,44,68,20
2705 Command Area Development	
001 Direction and Administration	1,71,03
Total 2705	1,71,03
2711 Flood Control and Drainage	
01 Flood Control	
001 Direction and Administration	80,29,33
052 Machinery and Equipment	4,88,34
103 Civil Works	23,19,54
799 Suspense	-10,34
Total 01	1,08,26,87
Total 2711	1,08,26,87
Total (d) Irrigation and Flood Control	2,92,05,20
(e) Energy	
2801 Power	
80 General	
800 Other Expenditure	30,76,26

EXPENDITURE BY MINOR HEADS - Contd.**(Figure in italics represent charged expenditure)**

Actuals for 2007-2008		Total
Plan	CSS including CS	
(In thousand of Rupees)		
...	...	4,42,61
...	...	33,00,67
...	...	-4,18
...	...	32,96,49
...	...	37,39,10
...	...	17,62,21
...	...	2,21,00
...	...	19,83,21
...	...	4,61,43
...	...	4,61,43
...	...	1,19,52,40
...	...	26,26
...	...	-5,41
...	...	50,31
...	...	1,20,23,56
...	...	1,44,68,20
...	...	1,71,03
...	...	1,71,03
...	...	80,29,33
...	...	4,88,34
...	...	23,19,54
...	...	-10,34
...	...	1,08,26,87
...	...	1,08,26,87
...	...	2,92,05,20
...	...	30,76,26

STATEMENT NO. 12 DETAILED ACCOUNT OF
(Figure in italics represent charged expenditure)

Head	Non-Plan
(In thousand of Rupees)	
EXPENDITURE HEADS(REVENUE ACCOUNT)- Contd.	
C. ECONOMIC SERVICES - Contd.	
(e) Energy - Concltd.	
2801 Power - Concltd.	
80 General - Concltd.	
Total 80	30,76,26
Total 2801	30,76,26
2810 Non-Conventional Sources of Energy	
60 Others	
800 Other Expenditure	...
Total 60	...
Total 2810	...
Total (e) Energy	30,76,26
(f) Industry and Minerals	
2851 Village and Small Industries	
01 Sericulture	
001 Direction and Administration	5,69,61
003 Training	5,92
004 Research and Development	5,95
107 Sericulture Industries	27,37,59
796 Tribal Sub-plan	...
800 Other Expenditure	...
Total 01	33,19,07
02 Cottage Industries	
003 Training	1,45,44
101 Industrial Estates	94,72
102 Small Scale Industries	21,58,79
104 Handicraft Industries	43,88
110 Composite village and Small Industries and Co-operatives	...
796 Tribal Sub-plan	...
800 Other Expenditure	...
Total 02	24,42,83
03 Handloom & Textile	
001 Direction and Administration	4,21,19
003 Training	3,55,17
004 Research and Development	38,75
103 Handloom Industries	44,12,47
105 Khadi and Village Industries	9,74,90
108 Powerloom Industries	13,96
796 Tribal Sub-plan	...
800 Other Expenditure	...
Total 03	62,16,44

EXPENDITURE BY MINOR HEADS - Contd.

(Figure in italics represent charged expenditure)

Actuals for 2007-2008			Total
Plan	CSS including CS		
(In thousand of Rupees)			
...	...		30,76,26
...	...		30,76,26
6,00	...		6,00
6,00	...		6,00
6,00	...		6,00
6,00	...		30,82,26
1,25,42	...		6,95,03
...	...		5,92
...	...		5,95
86,17	4,81,27		33,05,03
45,53	...		45,53
1,56,55	...		1,56,55
4,13,67	4,81,27		42,14,01
...	...		1,45,44
...	...		94,72
1,08,89	38		22,68,06
7,38	...		51,26
15,00	...		15,00
4,80	...		4,80
1,00,00	...		1,00,00
2,36,07	38		26,79,28
1,16,89	...		5,38,08
13,85	...		3,69,02
1,78	...		40,53
15,26,27	2,69,24		62,07,98
1,50,00	...		11,24,90
2	...		13,98
46,64	...		46,64
8,58	...		8,58
18,64,03	2,69,24		83,49,71

STATEMENT NO. 12 DETAILED ACCOUNT OF
(Figure in italics represent charged expenditure)

Head	Non-Plan
	(In thousand of Rupees)
EXPENDITURE HEADS(REVENUE ACCOUNT)- Contd.	
C. ECONOMIC SERVICES - Contd.	
(f) Industry and Minerals -Concl'd.	
2851 Village and Small Industries - Concl'd.	
Total 2851	1,19,78,34
2852 Industries	
07 Telecommunication and Electronic Industries	
202 Electronics	...
Total 07	...
08 Consumer Industries	
201 Sugar	...
Total 08	...
80 General	
001 Direction and Administration	78,50
800 Other Expenditure	...
Total 80	78,50
Total 2852	78,50
2853 Non-ferrous Mining and Metallurgical Industries	
02 Regulation and Development of Mines	
001 Direction and Administration	1,89,82
004 Research and Development	28,51
101 Survey and Mapping	3,54,72
Total 02	5,73,05
Total 2853	5,73,05
Total (f) Industry and Minerals	1,26,29,89
(g) Transport	
3054 Roads and Bridges	
01 National Highways	
800 Other Expenditure	27,50,99
Total 01	27,50,99
02 Strategic and Border Roads	
337 Road Works	3,44,07
Total 02	3,44,07
03 State Highways	
337 Road Works	1,84,52,17
Total 03	1,84,52,17
80 General	
001 Direction and Administration	1,79,77,95
003 Training	14,36
052 Machinery and Equipment	1,19,74
799 Suspense	-14,22
800 Other Expenditure	15,96,99

EXPENDITURE BY MINOR HEADS - Contd.

(Figure in italics represent charged expenditure)

Actuals for 2007-2008			
Plan	CSS including CS		Total
(In thousand of Rupees)			
25,13,77	7,50,89		1,52,43,00
10,66,41	...		10,66,41
10,66,41	...		10,66,41
34,00	...		34,00
34,00	...		34,00
52,10	...		1,30,60
6,87,00	...		6,87,00
7,39,10	...		8,17,60
18,39,51	...		19,18,01
10,23	...		2,00,05
3,80	...		32,31
44,08	...		3,98,80
58,11	...		6,31,16
58,11	...		6,31,16
44,11,39	7,50,89		1,77,92,17
...	...		27,50,99
...	...		27,50,99
...	...		3,44,07
...	...		3,44,07
31,50,99	14,84		2,16,18,00
31,50,99	14,84		2,16,18,00
...	...		1,79,77,95
...	...		14,36
...	...		1,19,74
...	...		-14,22
...	...		15,96,99

STATEMENT NO. 12 DETAILED ACCOUNT OF
(Figure in italics represent charged expenditure)

Head	Non-Plan
(In thousand of Rupees)	
EXPENDITURE HEADS(REVENUE ACCOUNT)- Contd.	
C. ECONOMIC SERVICES - Contd.	
(g) Transport -Concl.	
3054 Roads and Bridges - Concl.	
80 General - Concl.	
Total 80	<u>1,96,94,82</u>
Total 3054	<u>4,12,42,05</u>
3055 Road Transport	
001 Direction and Administration	1,68,08
003 Training	...
004 Research	18,18
190 Assistance to Public Sector and Other Undertakings	7,50,46
Total 3055	<u>9,36,72</u>
3056 Inland Water Transport	
001 Direction and Administration	4,50,18
003 Training and Research	56,43
101 Hydrographic Survey	1,29,85
799 Suspense	-1
800 Other Expenditure	38,38,11
Total 3056	<u>44,74,56</u>
Total (g) Transport	<u>4,66,53,33</u>
(i) Science Technology and Environment	
3425 Other Scientific Research	
60 Other Expenditure	
001 Direction and Administration	43,70
200 Assistance to Other Scientific bodies	...
Total 60	<u>43,70</u>
Total 3425	<u>43,70</u>
Total (i) Science Technology and Environment	<u>43,70</u>
(j) General Economic Services	
3451 Secretariate-Economic Services	
090 Secretariat	11,87,98
091 Attached Offices	14,25,04
101 Planning Commission/Planning Board	11,20
Total 3451	<u>26,24,22</u>
3452 Tourism	
01 Tourist Infrastructure	
101 Tourist Centre	50,12
102 Tourist Accommodation	1,13,26
103 Tourist Transport service	31,08
Total 01	<u>1,94,46</u>

EXPENDITURE BY MINOR HEADS - Contd.

(Figure in italics represent charged expenditure)

Actuals for 2007-2008			Total
Plan		CSS including CS	
(In thousand of Rupees)			
...		...	1,96,94,82
31,50,99		14,84	4,44,07,88
3,05		...	1,71,13
...		63,36	63,36
2,00		...	20,18
...		...	7,50,46
5,05		63,36	10,05,13
2,83,06		...	7,33,24
...		...	56,43
...		...	1,29,85
...		...	-1
2,00,92		...	40,39,03
4,83,98		...	49,58,54
36,40,02		78,20	5,03,71,55
7,76		...	51,46
5,16,60		...	5,16,60
5,24,36		...	5,68,06
5,24,36		...	5,68,06
5,24,36		...	5,68,06
...		...	11,87,98
2,63,93,80		...	2,78,18,84
...		...	11,20
2,63,93,80		...	2,90,18,02
26		...	50,38
30		...	1,13,56
...		...	31,08
56		...	1,95,02

STATEMENT NO. 12 DETAILED ACCOUNT OF
(Figure in italics represent charged expenditure)

Head	Non-Plan
	(In thousand of Rupees)
EXPENDITURE HEADS(REVENUE ACCOUNT)- Concl.	
C. ECONOMIC SERVICES - Concl.	
(j) General Economic Services -Concl.	
3452 Tourism - Concl.	
80 General	
001 Direction and Administration	1,21,13
104 Promotion and Publicity	60,56
800 Other Expenditure	...
Total 80	<u>1,81,69</u>
Total 3452	<u>3,76,15</u>
3454 Census Surveys and Statistics	
02 Surveys and Statistics	
800 Other Expenditure	12,64,87
Total 02	<u>12,64,87</u>
Total 3454	<u>12,64,87</u>
3456 Civil Supplies	
001 Direction and Administration	16,47
800 Other Expenditure	4,72
Total 3456	<u>21,19</u>
3475 Other General Economic Services	
106 Regulation of Weights and Measures	4,56,24
201 Land Ceilings (other than agricultural land)	7,92,79
800 Other Expenditure	44,00
Total 3475	<u>12,93,03</u>
Total (j) General Economic Services	<u>55,79,46</u>
Total C-ECONOMIC SERVICES	<u>1,11</u>
	<u>17,48,88,61</u>
D. GRANTS-IN-AID AND CONTRIBUTIONS	
3604 Compensation and Assignments. to Local Bodies and Panchayati Raj Institutions	
103 Entertainment Tax	3,24,19
106 Taxes on Vehicles	5,00,00
200 Other Miscellaneous Compensation and Assignments	70,00
Total 3604	<u>8,94,19</u>
Total D-GRANTS-IN-AID AND CONTRIBUTIONS	<u>8,94,19</u>
Total-Expenditure Heads(Revenue Account)	<u>17,40,33,73</u>
	<u>89,36,44,30</u>
EXPENDITURE HEADS(CAPITAL ACCOUNT)	
A. CAPITAL ACCOUNT OF GENERAL SERVICES	
4059 Capital Outlay on Public Works	19,35,60
Total A-CAPITAL ACCOUNT OF GENERAL SERVICES	<u>19,35,60</u>

EXPENDITURE BY MINOR HEADS - Contd.

(Figure in italics represent charged expenditure)

Actuals for 2007-2008			Total
Plan	CSS including CS		
(In thousand of Rupees)			
6,60	...		1,27,73
11,15,28	...		11,75,84
5,18	...		5,18
11,27,06	...		13,08,75
11,27,62	...		15,03,77
17,81	1,18,27		14,00,95
17,81	1,18,27		14,00,95
17,81	1,18,27		14,00,95
...	...		16,47
...	...		4,72
...	...		21,19
18,25	...		4,74,49
...	...		7,92,79
...	...		44,00
18,25	...		13,11,28
2,75,57,48	1,18,27		3,32,55,21
...
10,67,13,58	38,01,33		28,54,04,63
...	...		3,24,19
...	...		5,00,00
...	...		70,00
...	...		8,94,19
...	...		8,94,19
15,94,04,43	4,73,33,85		1,27,44,16,31
19,61,87	4,30,73		43,28,20
19,61,87	4,30,73		43,28,20

STATEMENT NO. 12 DETAILED ACCOUNT OF
(Figure in italics represent charged expenditure)

Head	Non-Plan
	(In thousand of Rupees)
EXPENDITURE HEADS(CAPITAL ACCOUNT)- Contd.	
B. CAPITAL ACCOUNT OF SOCIAL SERVICES	
(a) Capital A/C of Education, Sports, Art and Culture	
4202 Capital Outlay on Education, Sports, Art and Culture	...
4202 Capital Outlay on Education, Sports, Art and Culture	...
Total (a) Capital A/C of Education, Sports, Art and Culture	...
(b) Capital A/C of Health and Family Welfare	
4210 Capital Outlay on Medical and Public Health	78,42
Total (b) Capital A/C of Health and Family Welfare	78,42
(c) Capital A/C of Water Supply, Sanitation, Housing and Urban Development	
4215 Capital Outlay on Water Supply and Sanitation	...
4216 Capital Outlay on Housing	1,95,51
4217 Capital Outlay on Urban Development	8,92,85
Total (c) Capital A/C of Water Supply, Sanitation, Housing and Urban Development	10,88,36
(e) Capital A/C of Welfare of Scheduled Castes, Scheduled Tribes and other Backward Classes	
4225 Capital Outlay on Welfare of SC/ST/OBC	...
Total (e) Capital A/C of Welfare of Scheduled Castes, Scheduled Tribes and other Backward Classes	...
Total B-CAPITAL ACCOUNT OF SOCIAL SERVICES	11,66,78
C. CAPITAL ACCOUNT OF ECONOMIC SERVICES	
(a) Capital Account of Agriculture and Allied Activities	
4403 Capital Outlay on Animal Husbandry	...
4405 Capital Outlay on Fisheries	...
4408 Capital Outlay on Food Storage and Warehousing	...
Total (a) Capital Account of Agriculture and Allied Activities	...
(c) Capital Account of Special Areas Programme	
4552 Capital Outlay on North Eastern Areas	...
Total (c) Capital Account of Special Areas Programme	...
(d) Capital Account of Irrigation and Flood Control	
4701 Capital Outlay on Major and Medium Irrigation	...
4702 Capital Outlay on Minor Irrigation	...
4705 Capital Outlay on Command Area Development	...
4711 Capital Outlay on Flood control Projects	1,04
Total (d) Capital Account of Irrigation and Flood Control	1,04
(e) Capital Account of Energy	
4801 Capital Outlay on Power Projects	93,77,12
Total (e) Capital Account of Energy	93,77,12
(f) Capital Account of Industry and Minerals	
4851 Capital Outlay on Village and Small Industries	...
4859 Capital Outlay on Telecommunication and Electronics Industries	...
4860 Capital Outlay on Consumer Industries	...
4885 Other Capital Outlay on Industries and Minerals	...
Total (f) Capital Account of Industry and Minerals	...

EXPENDITURE BY MINOR HEADS - Contd.

(Figure in italics represent charged expenditure)

Actuals for 2007-2008			Total
Plan	CSS including CS		
(In thousand of Rupees)			
1,18,47	...		1,18,47
1,18,47	...		1,18,47
2,28,88	78,41		3,85,71
2,28,88	78,41		3,85,71
32,32,18	1,65,36,99		1,97,69,17
1,93,44	89,74		4,78,69
48,53,85	...		57,46,70
82,79,47	1,66,26,73		2,59,94,56
61,95	...		61,95
61,95	...		61,95
86,88,77	1,67,05,14		2,65,60,69
78,42	...		78,42
5,00	...		5,00
60,00	...		60,00
1,43,42	...		1,43,42
...	2,27,62,47		2,27,62,47
...	2,27,62,47		2,27,62,47
22,62,32	...		22,62,32
81,45,97	61		81,46,58
85,92	...		85,92
53,96,86	37,29,95		91,27,85
1,58,91,07	37,30,56		1,96,22,67
3,25,53,91	...		4,19,31,03
3,25,53,91	...		4,19,31,03
1,18,00	...		1,18,00
3,54,00	...		3,54,00
5,98	...		5,98
12,81,76	...		12,81,76
17,59,74	...		17,59,74

STATEMENT NO. 12 DETAILED ACCOUNT OF
(Figure in italics represent charged expenditure)

Head	Non-Plan
(In thousand of Rupees)	
EXPENDITURE HEADS(CAPITAL ACCOUNT)- Concl.	
C.	CAPITAL ACCOUNT OF ECONOMIC SERVICES - Concl.
(g)	Capital Account of Transport
5054	Capital Outlay on Roads and Bridges 92,47,20
5055	Capital Outlay on Road Transport ...
	Total (g) Capital Account of Transport <u>92,47,20</u>
(j)	Capital Account of General Economic Services
5452	Capital Outlay on Tourism ...
	Total (j) Capital Account of General Economic Services ...
	Total C-CAPITAL ACCOUNT OF ECONOMIC SERVICES <u>1,86,25,36</u>
	Total-Expenditure Heads(Capital Account) <u>2,17,27,75</u>
	Grand Total - Expenditure <u>91,53,72,04</u>

EXPENDITURE BY MINOR HEADS - Concl'd.**(Figure in italics represent charged expenditure)****Actuals for 2007-2008**

Plan	CSS including CS	Total
(In thousand of Rupees)		
4,16,14,70	...	5,08,61,90
<i>8,00,00</i>	...	<i>8,00,00</i>
4,24,14,70	...	5,16,61,90
40,67	...	40,67
<i>40,67</i>	...	<i>40,67</i>
9,28,03,51	2,64,93,03	13,79,21,90
<i>10,34,54,15</i>	<i>4,36,28,90</i>	<i>16,88,10,80</i>
26,28,58,59	9,09,62,75	1,44,32,27,11

STATEMENT NO. 13 - DETAILED STATEMENT OF CAPITAL

Nature of Expenditure

A CAPITAL ACCOUNT OF GENERAL SERVICES**4058 Capital Outlay on Stationery and Printing**

103 Government Presses

Construction

Works

Total - 103. Government Presses

800 Other Expenditure

Other works each costing Rs.50 lakhs & less

Total - 800. Other Expenditure**Total - 4058. Capital Outlay on Stationery and Printing****4059 Capital Outlay on Public Works****01 Office Buildings**

001 Direction and Administration

Total -001 Direction and Administration

051 Construction

Building (Survey & Statistics - Directorate)

Assam Vikash Yojana

Construction of District Transport Officer's Office Building

Other Works each costing Rs. 50 lakhs and less

Upgradation of Standard of Administration-8th Finance Commission

Total - 051. Construction

052 Machinery and Equipment

101 Construction- General Pool Accomodation

Buildings

Building (District Administration)

Works

Building (Sale Taxes)

Works

Building (Survey & Statistics - Directorate)

Works

EXPENDITURE DURING AND TO END OF 2007 - 2008

Expenditure during the year (In thousand of Rs.)

Non-Plan	Plan	CSS including CS	Total	Expenditure to end of the year
...	19,74
...	35,03
...	54,77
...	29,42
...	29,42
...	84,19
...	1,03,04
...	1,03,04
...	72,00
14,44,90	14,44,90	14,44,90
...	62,38,24
...	3,53,62
14,44,90	14,44,90	81,08,76
...	15,49
...	5,23	...	5,23	98,23,35
...	1,09,68
...	62,18
10,00	8,83	...	18,83	1,17,51
1,96,56	1,96,56	20,68,75
...	2,99,59

STATEMENT

Expenditure during the year (In thousand of Rs.)

Nature of Expenditure

A. CAPITAL ACCOUNT OF GENERAL SERVICES - Contd.

4059 Capital Outlay on Public Works - Contd.

01 Office Buildings - Concltd.

101 Construction- General Pool Accomodation - Concltd.

Building (Survey & Statistics - Directorate) - Contd.

Lump Provision for construction of Administration & Allied Buildings for GAD
Works

Building (Hill Areas Department)

Building (Administration of Justice)

Works

Building (Jails)

Works

Building- Other Administrative Service (Assam Administrative Staff College)

Works

Building (Personnel Department)

Works

Total - 101. Construction- General Pool Accomodation

201 Acquisition of Land

Works

Total - 201. Acquisition of Land**Total - 01. Office Buildings**

60 Other Buildings

051 Construction

Upgradation of standard of Admn. under 10th Finance Commission Award-Admn. building P.S.& P.O.P.

General Security Related Expenditure

Jails

Construction of Additional Guest House

Total - 051. Construction**Total - 60. Other Buildings**

80 General

052 Machinery and Equipment

101 Construction-General Pool Accommodation

Building (Administration of Justice)

Total - 101. Construction-General Pool Accommodation

NO. 13 - Contd.

Expenditure during the year (In thousand of Rs.)

Non-Plan	Plan	CSS including CS	Total	Expenditure to end of the year
...	13,43,69	...	13,43,69	13,43,69
...	26,58,77
...	1,30,90
84,14	3,75,31	1,25,00	5,84,45	22,97,50
...	1,46,17
...	1,65,52	...	1,65,52	4,72,88
...	43,56
2,90,70	18,98,58	1,25,00	23,14,28	1,95,74,53
...	3,14,17
2,00,00	2,00,00	2,24,93
2,00,00	2,00,00	5,39,10
19,35,60	18,98,58	1,25,00	39,59,18	2,83,40,92
...	19,52
...	8,14
...	4,56
...	32,22
...	32,22
...	63,29	...	63,29	63,29
...	...	3,05,73	3,05,73	10,68,12
...	...	3,05,73	3,05,73	10,68,12

STATEMENT

Expenditure during the year (In thousand of Rs.)

Nature of Expenditure

A.	CAPITAL ACCOUNT OF GENERAL SERVICES - Concl.
4059	Capital Outlay on Public Works - Concl.
80	General - Concl.
201	Acquisition of Land
800	Other Expenditure
	Upgradation of standard of Admn. under 10th Finance Commission Award-Admn. building P.S.& P.O.P.
	Upgradation of Standard of Admn.-Award of 11th Finance Commission Award-Admn.buildig Police Station.
	Total - 800. Other Expenditure
	Total - 80. General
	Total - 4059. Capital Outlay on Public Works
	Total - A. CAPITAL ACCOUNT OF GENERAL SERVICES
B	CAPITAL ACCOUNT OF SOCIAL SERVICES
(a)	Capital A/C of Education, Sports, Art and Culture
4202	Capital Outlay on Education, Sports, Art and Culture
01	General Education
201	Elementary Education.
	Buildings
	Other works each costing Rs.50 lakhs & less
	Total - 201. Elementary Education
202	Secondary Education
	Buildings
	Works
	Other works each costing Rs.50 lakhs & less
	Construction of Building for Establishment of Sainik School at Mornoi
	Construction of Building for setting up a Sainik School (Instructional Officer's accommodation)
	Total - 202. Secondary Education
203	University and Higher Education
	Buildings
	Works
	Construction of Administrative Building for Cotton College at Guwahati
	Construction of Government College at Diphu (Main Building)
	Other works each costing Rs.50 lakhs & less
	Total - 203. University and Higher Education
600	General

NO. 13 - Contd.

Expenditure during the year (In thousand of Rs.)

Non-Plan	Plan	CSS including CS	Total	Expenditure to end of the year
...	2,05,64
...	3,96,00
...	2,88,00
...	6,84,00
...	63,29	3,05,73	3,69,02	20,21,05
19,35,60	19,61,87	4,30,73	43,28,20	3,03,94,19
19,35,60	19,61,87	4,30,73	43,28,20	3,04,78,38
...	94,25	...	94,25	94,25
...	10,56,82
...	15,96,99
...	94,25	...	94,25	27,48,06
...	2,69,24
...	5,89,45
...	53,21
...	49,53
...	9,61,43
...	10,00	...	10,00	1,96,35
...	30,45
...	49,52
...	6,32,30
...	10,00	...	10,00	9,08,62
...	1,40,73

STATEMENT

Expenditure during the year (In thousand of Rs.)

Nature of Expenditure

B.	CAPITAL ACCOUNT OF SOCIAL SERVICES - Contd.
(a).	Capital A/C of Education, Sports, Art and Culture - Contd.
4202	Capital Outlay on Education, Sports, Art and Culture - Contd.
01	General Education - Concltd.
600	General - Concltd.
	SCERT
	Total - 600. General
	Total - 01. General Education
02	Technical Education
	Works
	Total - 103. Technical Schools
104	Polytechnics
	Polytechnic Building
	Total - 104. Polytechnics
105	Engineering/Technical Colleges and Institutes
	Works
	Other works each costing Rs.50 lakhs & less
	Construction of Building for Establishment of an Engineering College at Jorhat
	Construction of Assam Civil Engineering Building at Guwahati
	Total - 105. Engineering/Technical Colleges and Institutes
	Total - 02. Technical Education
03	Sports and Youth Services
800	Other Expenditure
	Other works each costing Rs.50 lakhs & less
	Total - 800. Other Expenditure
	Total - 03. Sports and Youth Services
04	Art and Culture
105	Public Libraries
	Construction of Library Building
	Works
	Total - 105. Public Libraries
106	Museums

NO. 13 - Contd.

Expenditure during the year (In thousand of Rs.)

Non-Plan	Plan	CSS including CS	Total	Expenditure to end of the year
...	20,45
...	1,61,18
...	1,04,25	...	1,04,25	47,79,30
...	1,43	...	1,43	42,20
...	1,43	...	1,43	42,20
...	37,83,52
...	12,79	...	12,79	1,22,81
...	12,79	...	12,79	39,06,33
...	90,31
...	21,70,13
...	77,77
...	56,69
...	23,94,90
...	14,22	...	14,22	63,43,43
...	9,84
...	9,84
...	9,84
...	2,31,73
...	1,30,18
...	3,61,91
...	2,89,55

STATEMENT

Expenditure during the year (In thousand of Rs.)

Nature of Expenditure

B.	CAPITAL ACCOUNT OF SOCIAL SERVICES - Contd.
(a).	Capital A/C of Education, Sports, Art and Culture - Concltd.
4202	Capital Outlay on Education, Sports, Art and Culture - Concltd.
04	Art and Culture - Concltd.
106	Museums - Concltd.
	Museum Building
	Works
	Total - 106. Museums
190	Investment in Public Sector & Other Undertaking
	The Assam Text Book Production & Publication Corporation Ltd. Guwahati
	Total - 190. Investment in Public Sector & Other Undertaking
796	Tribal Area Sub-Plan
800	Other expenditure
	Other works each costing Rs.50 lakhs & less
	Total - 800. other expenditure
	Total - 04. Art and Culture
	Total - 4202. Capital Outlay on Education, Sports, Art and Culture
	Total - (a). Capital A/C of Education, Sports, Art and Culture
(b)	Capital A/C of Health and Family Welfare
4210	Capital Outlay on Medical and Public Health
01	Urban Health Services
001	Direction & Administration
051	Construction
	Other works each costing Rs.50 lakhs & less
	Construction of 200 bedded Civil Hospital at New site at Jhogra
	Construction of 1000 bedded Hospital Building at Guwahati
	Construction of RCC frame structure at Silchar Medical College, Ghungur
	Total - 051. Construction
104	Medical Stores Depot
110	Hospital and Dispensaries
	Hospital & Dispensaries

NO. 13 - Contd.

Expenditure during the year (In thousand of Rs.)

Non-Plan	Plan	CSS including CS	Total	Expenditure to end of the year
...	59,14
...	3,48,69
...	23,00
...	23,00
...	2,39
...	6,46,82
...	6,46,82
...	13,82,81
...	1,18,47	...	1,18,47	1,25,15,36
...	1,18,47	...	1,18,47	1,25,15,36
...	59,52
...	71,49,97
...	55,24
...	1,84,54
...	64,12
...	74,53,87
...	2,93,77
...	14,04,90

STATEMENT

Expenditure during the year (In thousand of Rs.)

Nature of Expenditure

B. CAPITAL ACCOUNT OF SOCIAL SERVICES - Contd.**(b). Capital A/C of Health and Family Welfare - Contd.****4210 Capital Outlay on Medical and Public Health - Contd.****01 Urban Health Services - Concl'd.****110 Hospital and Dispensaries - Concl'd.**

Hospital & Dispensaries - Concl'd.

Works

Total - 110. Hospital and Dispensaries**Total - 01. Urban Health Services****02 Rural Health Services**

101 Health sub-centres

102 Subsidiary Health Centres

103 Primary Health Centres

Machinery & Equipment

Works

Pradhan Mantri Gramodaya Yojna

Primary Health Unit

Total - 103. Primary Health Centres

104 Community Health Centres

Machinery & Equipment

Works

Pradhan Mantri Gramodaya Yojna

Total - 104. Community Health Centres

110 Hospitals and Dispensaries

General Government Hospital

Works

Total - 110. Hospitals and Dispensaries

200 Other Health Schemes

796 Tribal Area Sub-Plan

Buildings

Works

Primary Health Centre/Community Health Centre

Pradhan Mantri Gramodaya Yojna

Primary Health Centre/Community Health Centre

Total - 796. Tribal Area Sub-Plan

799 Suspense

NO. 13 - Contd.

Expenditure during the year (In thousand of Rs.)

Non-Plan	Plan	CSS including CS	Total	Expenditure to end of the year
...	1,96,71
...	16,01,61
...	94,08,77
...	7,65
...	62,75
...	33,38,62
...	1,86,57	...	1,86,57	6,27,95
...	23,65,35
...	11,39,54
...	1,86,57	...	1,86,57	74,71,46
...	6,12,52
...	1,83,48
...	17,84,61
...	25,80,61
...	68,48
...	20,48
...	88,96
...	29,39,03
...	14,59	...	14,59	34,98
...	12,42,00
...	1,55,65
...	14,59	...	14,59	14,32,63
...	2,29,04

STATEMENT

Expenditure during the year (In thousand of Rs.)

Nature of Expenditure

B.	CAPITAL ACCOUNT OF SOCIAL SERVICES - Contd.
(b).	Capital A/C of Health and Family Welfare - Contd.
4210	Capital Outlay on Medical and Public Health - Contd.
02	Rural Health Services - Concl.
800	Other Expenditure
	Other Works
	Pradhan Mantri Gramodaya Yojna
	Upgradation of Standard of Administration of 9th Finance Commission
	Total - 800. Other Expenditure
	Total - 02. Rural Health Services
03	Medical Education Training and Research
101	Ayurveda
	Renovation and Strengthening of Hospital Work
	Construction Work at Govt. Ayurvedic College at Jalukbari, Guwahati
	Total - 101. Ayurveda
102	Homeopathy
105	Allopathy
	Assam Medical College, Dibrugarh
	Works
	Silchar Medical College, Silchar
	Works
	Gauhati Medical College, Guwahati
	Works
	Works
	Total - 105. Allopathy
	Total - 03. Medical Education Training and Research
04	Public Health
200	Other Programmes
	T.B. Control
	Malaria Control
	Malaria Eradication Programme
	Public Health & Sanitation Programme
	Bulk Purchase of Materials and Equipment for V.D. Control Programmes
	Total - 200. Other Programmes
	Total - 04. Public Health

NO. 13 - Contd.

Expenditure during the year (In thousand of Rs.)

Non-Plan	Plan	CSS including CS	Total	Expenditure to end of the year
...	7,72	...	7,72	3,51,01
...	1,30,67
...	4,58,66
...	7,72	...	7,72	9,40,34
...	2,08,88	...	2,08,88	1,57,52,47
...	1,62,37
...	49,04
...	...	78,41	78,41	78,41
...	...	78,41	78,41	2,89,82
...	12,92
...	16,70,23
...	20,00	...	20,00	72,68
...	8,86
...	9,00
78,42	78,42	4,21,25
78,42	20,00	...	98,42	21,82,02
78,42	20,00	78,41	1,76,83	24,84,76
...	9,21
...	2,11
...	11,66
...	1,43,35
...	11
...	1,66,44
...	1,66,44

STATEMENT

Expenditure during the year (In thousand of Rs.)

Nature of Expenditure

B. CAPITAL ACCOUNT OF SOCIAL SERVICES - Contd.**(b). Capital A/C of Health and Family Welfare - Concl'd.****4210 Capital Outlay on Medical and Public Health - Concl'd.****80 General**

800 Other Expenditure

Total - 80. General**Total - 4210. Capital Outlay on Medical and Public Health****4211 Capital Outlay on Family Welfare****101 Rural Family Welfare Service**

Machinery & Equipment

Buildings

Works

Family Welfare

Social Welfare

Bulk purchase of Contraceptive and Equipments for intensification of Family Welfare Programme

Total - 101. Rural Family Welfare Service**Total - 4211. Capital Outlay on Family Welfare****Total - (b). Capital A/C of Health and Family Welfare****(c) Capital A/C of Water Supply, Sanitation, Housing and Urban Development****4215 Capital Outlay on Water Supply and Sanitation****01 Water Supply****102 Rural Water Supply**

Accelerated Rural Water Supply Scheme

Rural Water Supply

Operation & Maintenance

Prime Minister's Announcement Programme

Total - 102. Rural Water Supply**800 Other Expenditure**

Other works each costing Rs.50 lakhs & less

Total - 800. Other Expenditure**Total - 01. Water Supply****Total - 4215. Capital Outlay on Water Supply and Sanitation****4216 Capital Outlay on Housing****01 Government Residential Buildings****106 General Pool Accommodation**

Buildings

Construction

NO. 13 - Contd.

Expenditure during the year (In thousand of Rs.)

Non-Plan	Plan	CSS including CS	Total	Expenditure to end of the year
...	7,22,03
...	7,22,03
78,42	2,28,88	78,41	3,85,71	2,85,34,48
...	5,00
...	26,30
...	14,33
...	10,51,49
...	8,51,69
...	10,66
...	19,59,47
...	19,59,47
78,42	2,28,88	78,41	3,85,71	3,04,93,95
...	3,28,01	1,65,36,99	1,68,65,00	2,66,90,63
...	29,04,17	...	29,04,17	55,78,03
...	67,31
...	3,32,53
...	32,32,18	1,65,36,99	1,97,69,17	3,26,68,50
...	68,32
...	68,32
...	32,32,18	1,65,36,99	1,97,69,17	3,27,36,82
...	32,32,18	1,65,36,99	1,97,69,17	3,27,36,82
...	55,96,59

STATEMENT

Expenditure during the year (In thousand of Rs.)

Nature of Expenditure

B.	CAPITAL ACCOUNT OF SOCIAL SERVICES - Contd.
(c).	Capital A/C of Water Supply, Sanitation, Housing and Urban Development - Contd.
4216	Capital Outlay on Housing - Contd.
01	Government Residential Buildings - Concltd.
106	General Pool Accommodation - Concltd.
	Construction - Concltd.
	Public Works
	Secondary Education
	Public works
	Works
	Sale Taxes
	Works
	Lump Provision for construction of Administrative & Allied (B) GAD
	Works
	Technical Education
	Elementary education
	Administration of Justice
	Works
	Secondary Education
	University and Higher Education
	Other Administrative Service(G.A.D.)(Raj Bhawan)
	Construction of three storeyed RCC Building
	Works
	Total - 106. General Pool Accommodation
107	Police Housing
	Assam Police Housing corporation
	Upgradation of Standard of Admn. under 10th Finance Comm. Award-Police Housing Family accomodation
	Construction
	Upgradation of Standard of Administration-8th Finance Commission
	Total - 107. Police Housing
700	Other Housing
	Administration of Justice
	Total - 700. Other Housing
	Total - 01. Government Residential Buildings

NO. 13 - Contd.

Expenditure during the year (in thousand of Rs.)

Non-Plan	Plan	CSS including CS	Total	Expenditure to end of the year
...	63,23
...	38,58
...	62,83
4,82	4,82	1,39,23
...	34,78	...	34,78	34,78
...	3,72,06
...	13,52
...	3,41
88,06	1,03,28	...	1,91,34	7,97,52
...	15,85
...	18,37
...	85,54
1,02,63	8,14	...	1,10,77	1,10,77
...	6,06,75
1,95,51	1,46,20	...	3,41,71	79,59,03
...	30,00
...	40,00
...	1,22,38,53
...	7,49,37
...	1,30,57,90
...	22,16	...	22,16	22,16
...	25,08	89,74	1,14,82	9,14,47
...	47,24	89,74	1,36,98	9,36,63
1,95,51	1,93,44	89,74	4,78,69	2,19,53,56

STATEMENT

Expenditure during the year (In thousand of Rs.)

Nature of Expenditure

B.	CAPITAL ACCOUNT OF SOCIAL SERVICES - Contd.
(c).	Capital A/C of Water Supply, Sanitation, Housing and Urban Development - Contd.
4216	Capital Outlay on Housing - Concl'd.
02	Urban Housing
190	Investments in Public Sector and other Undertakings - Concl'd.
	Share Capital Contribution to Housing Co-operative Housefed
	Total - 190. Investments in Public Sector and other Undertakings
	Total - 02. Urban Housing
03	Rural Housing
190	Investments in Public Sector and other undertakings
	Share Capital Contribution to Primary Housing co-operatives
	Total - 190. Investments in Public Sector and other undertakings
796	Tribal Area Sub-Plan
	Total - 03. Rural Housing
80	General
001	Direction and Administration
052	Machinery and Equipment
190	Investments in Public Sector and other undertakings
	Share Capital Contribution to Housing Co-operative Housefed
	Total - 190. Investments in Public Sector and other undertakings
796	Tribal Areas Sub-Plan
	Share Capital Contribution to Housefed/Primary Housing Co-operative Society
	Total - 796. Tribal Areas Sub-Plan
799	Suspense
800	Other Expenditure
	Other works each costing Rs.50 lakhs & less
	Total - 800. Other Expenditure
	Total - 80. General
	Total - 4216. Capital Outlay on Housing
4217	Capital Outlay on Urban Development
01	State Capital Development
001	Direction and Administration
050	Land
	Land Compensation
	Total - 050. Land
051	Construction
	Construction of New Capital

NO. 13 - Contd.

Expenditure during the year (In thousand of Rs.)

Non-Plan	Plan	CSS including CS	Total	Expenditure to end of the year
...	6,26,00
...	6,26,00
...	6,26,00
...	26,54
...	26,54
...	59,93
...	86,47
...	55,90
...	13,97
...	8,00
...	8,00
...	2,68
...	20,00
...	22,68
...	7,42
...	28,19
...	28,19
...	1,31,16
1,95,51	1,93,44	89,74	4,78,69	2,28,02,19
...	1,03,12
...	4,22,23
...	4,22,23

STATEMENT

Expenditure during the year (In thousand of Rs.)

Nature of Expenditure

B. CAPITAL ACCOUNT OF SOCIAL SERVICES - Contd.**(c). Capital A/C of Water Supply, Sanitation, Housing and Urban Development - Contd.****4217 Capital Outlay on Urban Development - Contd.****01 State Capital Development - Concltd.****051 Construction - Concltd.**

Construction of New Capital - Concltd.

Purchase of Flats

Construction by P.W.D.

Upgradation of Standard of Administration (Award of 12th Finance Commission)

Construction by P.H.E.

Construction by Assembly

Improvement & Repairing of old MLA Hostel

Other expenditure

Gopinath Bordoloi Bhawan

Residential Complex for MLA's

Repairing

Construction of New Assembly House

Repairing and Renovation of Assam Legislative Assembly House

Augmentation of water supply schemes in Guwahati

Special Problem- Construction of Secretariat building in the State Capital

Award of 11th Finance Commission Upgradation of Standard of Admn. of Eleventh Finance Commission

Upgradation of Standard of Administration (Award of 12th Finance Commission)

Urban Development- State Capital Project

Construction of Temporary Capital at Dispur (Road & Roadside Drainage)

Additional 4th Grade Staff Quarter

Construction of Temporary Capital of Assam at Dispur Residential Buildings Type VIII(M)

Construction of M.L.A. Hostel

Total - 051. Construction

052 Machinery and Equipment

799 Suspense

800 Other Expenditure

Construction by Assembly

Other works each costing Rs.50 lakhs & less

Total - 800. Other Expenditure**Total - 01. State Capital Development****03 Integrated Development of Small and Medium Towns**

191 Assistance to Local Bodies, Corporations etc.

NO. 13 - Contd.

Expenditure during the year (In thousand of Rs.)

Non-Plan	Plan	CSS including CS	Total	Expenditure to end of the year
...	19,13
...	6,43	...	6,43	13,40,73
...	21,28,15	...	21,28,15	21,28,15
...	1,15,79
...	7,51,54
3,26,28	3,26,28	3,26,28
...	1,99,49
...	1,77,33
...	42,21
...	4,94,87
1,34,30	1,34,30	2,59,09
4,32,27	4,32,27	7,57,18
...	5,00,00
...	18,29,90	...	18,29,90	55,10,58
...	19,92,08
...	8,89,37	...	8,89,37	9,83,84
...	6,18,90
...	44,93,65
...	41,27
...	1,00
...	28,86
8,92,85	48,53,85	...	57,46,70	2,07,81,97
...	4,44
...	-76.40*
...	1,62,22
...	11,52,39
...	13,14,61
8,92,85	48,53,85	...	57,46,70	2,25,49,97
...	7,52

*Minus balance is under scrutiny.

STATEMENT

Expenditure during the year (in thousand of Rs.)

Nature of Expenditure

B.	CAPITAL ACCOUNT OF SOCIAL SERVICES - Contd.
(c).	Capital A/C of Water Supply, Sanitation, Housing and Urban Development - Concl'd.
4217	Capital Outlay on Urban Development - Concl'd.
03	Integrated Development of Small and Medium Towns - Concl'd.
	Total - 03. Integrated Development of Small and Medium Towns
60	Other Urban Development Schemes
050	Land
051	Construction
	Road side drainage of Guwahati City
	Upgradation of Standard of Administration (Award of 12th Finance Commission)
	Total - 051. Construction
	Total - 60. Other Urban Development Schemes
	Total - 4217. Capital Outlay on Urban Development
	Total - (c). Capital A/C of Water Supply, Sanitation, Housing and Urban Development
(d)	Capital Account of Information and Broadcasting
4220	Capital Outlay on Information and Publicity
60	Others
800	Other Expenditure
	Information and Hqrs publicity
	Total -60-Others
	Total -4220 Capital Outlay on Information and Publicity
	Total (d) Capital Account of Information and Broadcasting
(e)	Capital A/C of Welfare of Scheduled Castes, Scheduled Tribes and other Backward Classes
4225	Capital Outlay on Welfare of SC/ST/OBC
01	Welfare of Scheduled Castes
102	Economic Development
190	Investments in Public Sector and other undertakings
	Share Capital to Assam State Dev. Co-operation Ltd. for S.C.
	Total - 190. Investments in Public Sector and other undertakings
800	Other Expenditure
	Total - 01. Welfare of Scheduled Castes
02	Welfare of Scheduled Tribes
190	Investments in Public Sector and other undertakings
	Share Capital Contribution to Assam Plains Tribes Development Corporation
	Share Capital to Assam State Development Corporation for Schedule Tribes Ltd.
	Total - 190. Investments in Public Sector and other undertakings
283	Housing
	T.R.I. Building
	Add State share transferred from III- C.S.S.
800	Other Expenditure
	Construction of Joising Doloi Auditorium Hall at Diphu
	Total - 283. Housing
	Total - 02. Welfare of Scheduled Tribes
03	Welfare of Backward Classes
190	Investments in Public Sector and other undertakings
	Share Capital to Assam State Dev. Corp. Ltd. O.B.C.
	Total - 190. Investments in Public Sector and other undertakings

NO. 13 - Contd.

Expenditure during the year (In thousand of Rs.)

Non-Plan	Plan	CSS including CS	Total	Expenditure to end of the year
...	7,52
...	11,10
...	5,11,75
...	50
...	5,23,35
...	5,34,45
8,92,85	48,53,85	...	57,46,70	2,30,80,34
10,88,36	82,79,47	1,66,26,73	2,59,94,56	7,86,19,35
...	22
...	22
...	22
...	22
...	81,77
...	4,13,17
...	4,13,17
...	1,85,43
...	6,80,37
...	10,00	...	10,00*	26,00
...	9,00
...	10,00	...	10,00	35,00
...	82
...	41,95	...	41,95	41,95
...	41,95	...	41,95	42,77
...	51,95	...	51,95	77,77
...	10,00	...	10,00	1,89,13
...	10,00	...	10,00*	1,89,13

* shwon as investment in statement No.14

STATEMENT

Expenditure during the year (In thousand of Rs.)

Nature of Expenditure

B. CAPITAL ACCOUNT OF SOCIAL SERVICES - Contd.**(e). Capital A/C of Welfare of Scheduled Castes, Scheduled Tribes and other Backward Classes - Concl'd.****4225 Capital Outlay on Welfare of SC/ST/OBC - Concl'd.****03 Welfare of Backward Classes - Concl'd.**

800 Other Expenditure

Total - 03. Welfare of Backward Classes

Total - 4225. Capital Outlay on Welfare of SC/ST/OBC

Total - (e). Capital A/C of Welfare of Scheduled Castes, Scheduled Tribes and other Backward Classes

(g) Capital A/C of Social Welfare and Nutrition**4235 Capital Outlay on Social Security and Welfare****02 Social Welfare**

001 Direction and Administration

Establishment

Total - 001. Direction and Administration

101 Welfare of handicapped

General

Scheduled Caste Component Plan

Total - 101. Welfare of handicapped

796 Tribal Area Sub-plan

800 Other Expenditure

Total - 02. Social Welfare

Total - 4235. Capital Outlay on Social Security and Welfare

4236 Capital Outlay on Nutrition

80 General

800 Other Expenditure

Total - 80 General

Total - 4236 Capital Outlay on Nutrition

Total - (g). Capital A/C of Social Welfare and Nutrition

(h) Capital A/C of Other Social Services**4250 Capital Outlay on other Social Services**

051 Construction

Construction of ITI Building at Kalapahar in Guwahati

Total - 051. Construction

201 Labour

Buildings

Works

Establishment

Works

Total - 201. Labour

203 Employment

Craftman Building

Works

NO. 13 - Contd.

Expenditure during the year (In thousand of Rs.)

Non-Plan	Plan	CSS including CS	Total	Expenditure to end of the year
...	64,90
...	10,00	...	10,00	2,54,03
...	61,95	...	61,95	10,12,17
...	61,95	...	61,95	10,12,17
...	2,90
...	2,90
...	77,17
...	1,12
...	78,29
...	1,45
...	1,76,51
...	2,59,15
...	2,59,15
...	47,00
...	47,00
...	47,00
...	3,06,15
...	44,40
...	44,40
...	4,49
...	18,47
...	24,88
...	47,84
...	2,24,89
...	3,55

STATEMENT

Expenditure during the year (In thousand of Rs.)

Nature of Expenditure

B. CAPITAL ACCOUNT OF SOCIAL SERVICES - Concl.

(h). Capital A/C of Other Social Services - Concl.

4250 Capital Outlay on other Social Services - Concl.

203 Employment - Concl.

Total - 203. Employment

796 Tribal Area Sub-plan

Craftman Building

Works

Total - 796. Tribal Area Sub-plan

800 Other Expenditure

Other works each costing Rs.50 lakhs & less

Total - 800. Other Expenditure

Total - 4250. Capital Outlay on other Social Services

Total - (h). Capital A/C of Other Social Services

Total - B. CAPITAL ACCOUNT OF SOCIAL SERVICES

C CAPITAL ACCOUNT OF ECONOMIC SERVICES

(a) Capital Account of Agriculture and Allied Activities

4401 Capital Outlay on Crop Husbandry

101 Farming Co-operatives

103 Seeds

Scheme for fencing and other works in seed farms

Jute seed multiplication farms scheme

Total - 103. Seeds

104 Agricultural Farms

119 Horticulture and Vegetable Crops

190 Investments in Public Sector and other undertakings

Assam Agro Industries Development Corporation Ltd. Guwahati

Assam Co-operative Central Land Mortgage Bank Ltd.

Assam Seed Corporation Ltd. Guwahati

Total - 190. Investments in Public Sector and other undertakings

796 Tribal Area Sub-Plan

800 Other Expenditure

Other works each costing Rs.50 lakhs & less

Total - 800. Other Expenditure

Total - 4401. Capital Outlay on Crop Husbandry

4402 Capital Outlay on Social and Water Conservation

190 Investment in Public Sector & Other Undertaking

NO. 13 - Contd.

Expenditure during the year (In thousand of Rs.)

Non-Plan	Plan	CSS including CS	Total	Expenditure to end of the year
...	2,28,44
...	5,00
...	5,00
...	2,36,91
...	2,36,91
...	5,62,59
...	5,62,59
11,66,78	86,88,77	1,67,05,14	2,65,60,69	12,35,09,79
...	1,83
...	40,49
...	54,48
...	94,97
...	39,78
...	1,38
...	22,08,03
...	83,25
...	1,24,80
...	24,16,08
...	79
...	59,96,96
...	59,96,96
...	85,51,79

STATEMENT

Expenditure during the year (In thousand of Rs.)

Nature of Expenditure

C.	CAPITAL ACCOUNT OF ECONOMIC SERVICES - Contd.
(a).	Capital Account of Agriculture and Allied Activities - Contd.
4402	Capital Outlay on Social and Water Conservation - Concl'd.
190	Investment in Public Sector & Other Undertaking - Concl'd.
	Plantation Crop Development Corporation
	Total - 190. Investment in Public Sector & Other Undertaking
	Total - 4402. Capital Outlay on Social and Water Conservation
4403	Capital Outlay on Animal Husbandry
101	Veterinary services and Animal Health
102	Cattle and Buffalo Development
103	Poultry Development
106	Other Live stock Development
	Scheme under RIDF (NABARD)
	Total - 106. Other Live stock Development
190	Investments in Public sector and other undertakings
	Share Capital Contribution to Poultry Co-operatives
	Total - 190. Investments in Public sector and other undertakings
796	Tribal Areas Sub-Plan
	Total - 4403. Capital Outlay on Animal Husbandry
4404	Capital Outlay on Dairy Development
190	Investments in Public Sector and other undertakings
	Share Capital Contribution to Dairy Co-operatives
	Total - 190. Investments in Public Sector and other undertakings
796	Tribal Area Sub Plan
	Total - 4404. Capital Outlay on Dairy Development
4405	Capital Outlay on Fisheries
051	Construction
	Construction of Directorate Complex
	Total - 051. Construction
	Share Capital Contribution to Assam Fisheries Development Corporation
	Total - 101. Inland Fisheries
103	Marine Fisheries
190	Investments in Public Sector and other Undertakings
	Share Capital Contribution to Assam Fisheries Development Corporation
	Total - 190. Investments in Public Sector and other Undertakings
191	Fishermen's Co-operatives

NO. 13 - Contd.

Expenditure during the year (In thousand of Rs.)

Non-Plan	Plan	CSS including CS	Total	Expenditure to end of the year
...	3,90,71
...	3,90,71
...	3,90,71
...	75,47
...	18,96
...	6,03
...	78,42	...	78,42	78,42
...	78,42	...	78,42	78,42
...	5,49
...	5,49
...	10,79
...	78,42	...	78,42	1,95,16
...	16,47
...	16,47
...	36,02
...	52,49
...	18,34
...	18,34
...	7,50
...	7,50
...	26,17
...	1,04,94
...	1,04,94
...	15,74

STATEMENT

Expenditure during the year (In thousand of Rs.)

Nature of Expenditure

C. CAPITAL ACCOUNT OF ECONOMIC SERVICES - Contd.**(a). Capital Account of Agriculture and Allied Activities - Contd.****4405 Capital Outlay on Fisheries - Concltd.**

800 Other expenditure

Other works each costing Rs.50 lakhs & less

Total - 800. Other expenditure**Total - 4405. Capital Outlay on Fisheries****4406 Capital Outlay on Forestry and Wild Life****01 Forestry**

070 Communication and Buildings

101 Forest Conservation, Development and Regeneration

190 Investments in Public Sector and other undertakings

The Assam Saw Mills & Timber Company Ltd.

Total - 190. Investments in Public Sector and other undertakings**Total - 01. Forestry****Total - 4406. Capital Outlay on Forestry and Wild Life****4407 Capital Outlay on Plantations****01 Tea**

190 Investments in Public Sector and other undertakings

Assam Tea Corporation Ltd. Guwahati

Assam Tea Traders & Exporters Ltd.

Total - 190. Investments in Public Sector and other undertakings**Total - 01. Tea****Total - 4407. Capital Outlay on Plantations****4408 Capital Outlay on Food Storage and Warehousing****01 Food**

101 Procurement and Supply

800 Other Expenditure

Total - 01. Food**02 Storage and Warehousing**

190 Investments in Public sector and other undertakings

Share Capital Contribution to Assam State Warehousing Corporation

Total - 190. Investments in Public sector and other undertakings

800 Other Expenditure

Share Capital Contribution to Assam State Warehousing Corporation

Total - 800. Other Expenditure**Total - 02. Storage and Warehousing**

NO. 13 - Contd.

Expenditure during the year (In thousand of Rs.)

Non-Plan	Plan	CSS including CS	Total	Expenditure to end of the year
...	5,00	...	5,00	1,18,62
...	5,00	...	5,00	1,18,62
...	5,00	...	5,00	2,91,31
...	19,17
...	48,29
...	11,38
...	11,38
...	78,84
...	78,84
...	5,64,31
...	35
...	5,64,66
...	5,64,66
...	5,64,66
...	63,57
...	74,50
...	1,38,07
...	60,00	...	60,00	2,16,80
...	60,00	...	60,00*	2,16,80
...	57,47
...	63,00
...	1,20,47
...	60,00	...	60,00	3,37,27

* shown as investment in statement No.14

STATEMENT

Expenditure during the year (In thousand of Rs.)

Nature of Expenditure

C.	CAPITAL ACCOUNT OF ECONOMIC SERVICES - Contd.
(a).	Capital Account of Agriculture and Allied Activities - Contd.
4408	Capital Outlay on Food Storage and Warehousing - Concl'd.
	Total - 4408. Capital Outlay on Food Storage and Warehousing
4415	Capital Outlay on Agricultural Research and Education
05	Fisheries
277	Education
	Total - 05. Fisheries
	Total - 4415. Capital Outlay on Agricultural Research and Education
4416	Investments in Agricultural Financial Institution
190	Investments in Public sector and other undertakings
	Assam Co-operative Central Land Mortgage Bank Ltd.
	Total - 190. Investments in Public sector and other undertakings
	Total - 4416. Investments in Agricultural Financial Institution
4425	Capital Outlay on Co-operation
106	Investments in multi-purpose Rural Co-operatives
	Total - 106. Investments in multi-purpose Rural Co-operatives
107	Investments in Credit Co-operatives
	Share Capital contribution to Central Land Mortgage Bank(ASCARD Bank)
	Share Capital Contribution to Credit Co-operatives/Co-operative Banks
	Total - 107. Investments in Credit Co-operatives
108	Investments in other Co-operatives
	Share Capital Contribution to Other Co-operative Societies
	Share Capital Contribution to Labour Co-operatives
	Share Capital Contribution to Farming Co-operatives
	Share Capital Contribution to Warehousing & Marketing Co-operatives
	Share Capital Contribution to Processing Co-operatives
	Share Capital Contribution to Dairy Co-operatives
	Share Capital Contribution to Fishermen's Co-operatives
	Share Capital Contribution to Co-operative Sugar Mills
	Share Capital Contribution to Co-operative Spinning Mills
	Share Capital Contribution to Industrial Co-operatives
	Share Capital Contribution to Consumers Co-operative
	Total - 108. Investments in other Co-operatives
190	Investments in Public Sector and other undertakings
	Share Capital Contribution to other Co-operative

NO. 13 - Contd.

Expenditure during the year (In thousand of Rs.)

Non-Plan	Plan	CSS including CS	Total	Expenditure to end of the year
...	60,00	...	60,00	4,75,34
...	65,00
...	65,00
...	65,00
...	99,62
...	99,62
...	99,62
...	13,06,49
...	13,06,49
...	40,00
...	10,70,99
...	11,10,99
...	7,98,80
...	1,11,64
...	60,39
...	4,74,57
...	12,99,99
...	13,00
...	91,44
...	3,08,70
...	20,50
...	10,42,54
...	3,24,51
...	45,46,08
...	1,39,58

STATEMENT

Expenditure during the year (In thousand of Rs.)

Nature of Expenditure

C.	CAPITAL ACCOUNT OF ECONOMIC SERVICES - Contd.
(a).	Capital Account of Agriculture and Allied Activities - Concl'd.
4425	Capital Outlay on Co-operation - Concl'd.
190	Investments in Public Sector and other undertakings - Concl'd.
	Share Capital Contribution to other Co-operative - Contd.
	Share Capital Contribution to STATFED
	Share Capital Contribution to Farming Co-operatives
	Share Capital Contribution to Processing Co-operatives
	Share Capital Contribution to Dairy Co-operatives
	Share Capital Contribution to Co-operative Spinning Mills
	Share Capital Contribution to Gaon Panchayat level Multipurpose Co-operative Societies
	Share Capital Contribution to Transport co-operatives
	Total - 190. Investments in Public Sector and other undertakings
796	Tribal Area Sub Plan
800	Other Expenditure
	Share Capital contribution to other Co-Operatives
	Total - 4425. Capital Outlay on Co-operation
	Total - (a). Capital Account of Agriculture and Allied Activities
(b).	Capital Account of Rural Development
4515	Capital Outlay on other Rural Development Programmes
103	Rural Development
	Total - 4515. Capital Outlay on other Rural Development Programmes
4551	Capital Outlay on other Rural Development programmes
103	Rural Development
	Total -4551 Capital Outlay on other Rural Development programmes
	Total - (b). Capital Account of Rural Development
(c)	Capital Account of Special Areas Programme
4552	Capital Outlay on North Eastern Areas
001	Direction & Administration
052	Machinery & Equipment
	Public works
	Total - 052. Machinery & Equipment
101	Veterinary Services & Animal Health
	North-Eastern Regional Aquarium-Cum-Museum at Guwahati
	Total - 120. Fisheries Department
190	Investment in Public Sector & Other Undertaking
	Inland Water Transport
	Total - 190. Investment in Public Sector & Other Undertaking
201	Agriculture and Allied Programme
	Agriculture
	Total - 201. Agriculture and Allied Programme

NO. 13 - Contd.

Expenditure during the year (In thousand of Rs.)

Non-Plan	Plan	CSS including CS	Total	Expenditure to end of the year
...	6,36
...	4,10
...	34,29
...	4,04
...	15,00
...	53,11
...	2,00
...	2,58,48
...	1,19,27
...	-75
...	73,40,56
...	1,43,42	...	1,43,42	1,81,05,48
...	19,29
...	19,29
...	24,51
...	24,51
...	19,29
...	50,75
...	40,70,64
...	40,70,64
...	6,16
...	32,52,01
...	32,52,01
...	1,11,39
...	1,11,39
...	1,24,09
...	1,24,09

*Minus balance is under scrutiny.

STATEMENT

Expenditure during the year (In thousand of Rs.)

Nature of Expenditure

C.	CAPITAL ACCOUNT OF ECONOMIC SERVICES - Contd.
(c).	Capital Account of Special Areas Programme - Contd.
4552	Capital Outlay on North Eastern Areas - Contd.
202	Water and Power Development
	Other Expenditure
	Installation of Reactor at Samaguri/Mariani
	Command Area Development
	Irrigation
	Total - 202. Water and Power Development
203	Industries and Minerals Village & Small Industries
	Industries & Minerals
	Total - 203. Industries and Minerals Village & Small Industries
204	Transport & Communication
	Roads & Bridges
	Other works each costing Rs.50 lakhs & less
	Improvement of Jowai Kharduli Baithalansu Road under N.E.C. Scheme
	Improvement of road from Agia to Madhipam Road under N.E.C. Scheme
	Improvement of road Paikum Bajindoba under N.E.C. Scheme
	Improvement of Margherita Deonali road from Assam to Arunachal Border
	Improvement of Simulguri Naginimara from 1st to 14 k.m.
	Construction of Bhairavi- Gharmurah road
	Construction of R.C.C. Bridge over river Tirap
	Inter State Roads
	Improvement of Sadiya Chapakhowa Road under N.E.C. Scheme
	Improvement of Golaghat Marapani Road under N.E.C. Scheme (Phase-I)
	Improvement of Sonari Namtola Road Under N.E.C. Scheme
	Improvement of Janji Amguri Mokokchong Road under N.E.C. Scheme
	Railway complex
	Transport & communication
	Construction of Jowai Kharduli Baithalansu Road under N.E.C. Scheme
	Total - 204. Transport & Communication
205	Manpower Development
	Fellowship & Academic Programme
	Total - 205. Manpower Development
206	Social & Community Services
	Anti-Erosion
	Controlling of Gainodi for protection of rail and road communication to Arunachal Pradesh

NO. 13 - Contd.

Expenditure during the year (In thousand of Rs.)

Non-Plan	Plan	CSS including CS	Total	Expenditure to end of the year
...	6,55,60
...	2,78,40
...	20,30
...	40,09
...	9,94,39
...	22,32
...	22,32
...	22,77,53
...	71,96,68
...	70,76
...	43,25
...	70,47
...	46,09
...	29,56
...	30,90
...	43,10
...	36,16,06
...	53,93
...	97,41
...	39,28
...	30,13
...	21,18
...	1,11,68,83
...	33,50
...	2,48,68,66
...	1,25
...	1,25
...	1,78,75

STATEMENT

Expenditure during the year (In thousand of Rs.)

Nature of Expenditure

C.	CAPITAL ACCOUNT OF ECONOMIC SERVICES - Contd.
(c).	Capital Account of Special Areas Programme - Contd.
4552	Capital Outlay on North Eastern Areas - Contd.
206	Social & Community Services - Concltd.
	Anti-Erosion - Contd.
	Regional Dental College, Guwahati
	Medical
	Support to Gauhati Medical College
	Regional Nursing College - Health Department
	Estt. of Regional Institution of T.B. & Respiratory Diseases attached to AMC, Dibrugarh
	Estt. of Regional Institution of Communicable Diseases AMC, Dibrugarh
	Interstate Bus Terminus at Guwahati (G.D.D. Department)
	Interstate Bus Terminus at Silchar (T&CP Department)
	Infrastructure support to J.K. Saikia Homeo College, Jorhat
	Development of Infrastructure of Govt. Ayurvedic College, Jalukbari, Guwahati
	Construction of paying cabin at A.M.C. Dibrugarh, G.M.C. Ghy, & S.M.C. Silchar
	Assam Engineering College (Girls Hostel) Jalukbari, Guwahati.
	Other Scocial & Community Services
	Total - 206. Social & Community Services
208	Animal Husbandry & Veterinary
	Strenthening of State Central Duck Breeding Farm
	Total - 208. Animal Husbandry & Veterinary
209	Forest Department
	Other Expenditure
	Bridging Infrastructure in Forestry Sector
	Total - 209. Forest Department
211	Health & Family Welfare
	Regional Dental College, Guwahati
	Support to Medical College for construction of paying cabins at 3 Medical Colleges
	Support to Gauhati Medical College
	Regional Nursing College, Guwahati
	Estt. of Regional Institute of TB and Respiratory diseases attach to Assam Medical college Dibrugarh
	Estt. of Regional Institute of Communicable Diseases at Assam Medical College, Dibrugarh
	Infrastructural support to Dr. J.K. Saikia Homeopathic Medical College, Jorhat.
	Development of Infrastructure of Govt. Ayurvedic College, Jalukbari, Guwahati
	Support for additional facilities for special & super specialisation in Medical science
	Assam Medical College, Dibrugarh

NO. 13 - Contd.

Expenditure during the year (In thousand of Rs.)

Non-Plan	Plan	CSS including CS	Total	Expenditure to end of the year
...	25,14
...	87,49
...	1,24,03
...	32,00
...	59,44
...	93,90
...	1,50,00
...	...	6,50	6,50	6,50
...	35,00
...	49,96
...	29,99
...	35,70
...	24,20,25
...	...	6,50	6,50	33,28,15
...	33,34,29
...	33,34,29
...	68,78
...	68,78
...	...	57,95	57,95	4,08,78
...	48,99
...	5,44,69
...	...	1,50,36	1,50,36	4,52,85
...	1,86,95
...	21,33
...	1,20,25
...	1,45,70
...	2,30,21
...	...	87,18	87,18	1,07,33

STATEMENT

Expenditure during the year (In thousand of Rs.)

Nature of Expenditure

C. CAPITAL ACCOUNT OF ECONOMIC SERVICES - Contd.

(c). Capital Account of Special Areas Programme - Contd.

4552 Capital Outlay on North Eastern Areas - Contd.

211 Health & Family Welfare - Concltd.

Support for additional facilities for special & super specialisation in Medical science - Concltd.

Gauhati Medical College, Guwahati

Silchar Medical College, Silchar

Construction of paying cabin at A.M.C. Dibrugarh, G.M.C. Ghy, & S.M.C. Silchar

Construction of 100 bedded Civil Hospital at Sonari, Sibsagar

Total - 211. Health & Family Welfare

212 Public Works Department

Other Expenditure

Road from Hatichherra Dudpatil-Mudranamukh

Roads & Bridges

Installation of Street Light from L.G.Bordoloi Internatioinal Airport upto Jalukbari

Non-lapsable Central Pool of Resource (NLCPR)

Construction of Maligaon Flyover

Total - 212. Public Works Department

213 Sports & Youth Welfare Department

Other Infrastructure Development Scheme

Support for Adventure in Mountaineering Activities including Infrastructure Development

Development of Sports Complex at Diphu

Development of Composite Stadium at Silchar DSA Ground

Total - 213. Sports & Youth Welfare Department

214 Agriculture Department

Other Expenditure

Installation of One Lakh Shallow Tubewells

Total - 214. Agriculture Department

216 Power Department

Other Expenditure

Tinsukia Sub-Station 2x50 MVA, 220/132 KV

Augmentation of Existing 1x63 & 1x50 MVA, 220/132 KV Tran by 2x100 MVA,220/132 KV Tran at Sarusajai

Installation of 2x31.5 MVA 132/33 KV Transformer at Sarusajai Sub-Station

Augmentation of 220/132 KV 2x50 MVA Sub-Station to 2x100 Sub-Station at Mariani

Rural Electrification (Prime Minister's Package)

Systems Improvement in Power Sector Transmission & Distribution

Augmentation of Existing 1X63 & 1X50 MVA, 220/132 KV Transf. by 2X100 MVA, 220/132 KV Transf. at SSS

NO. 13 - Contd.

Expenditure during the year (In thousand of Rs.)

Non-Plan	Plan	CSS including CS	Total	Expenditure to end of the year
...	...	22,75	22,75	5,71,17
...	...	1,24,89	1,24,89	2,58,88
...	...	12,81	12,81	2,01,79
...	...	34,43	34,43	34,43
...	...	4,90,37	4,90,37	33,33,35
...	1,07
...	...	93,61,56	93,61,56	5,14,67,70
...	...	1,32,08	1,32,08	1,32,08
...	...	31,84,90	31,84,90	31,84,90
...	...	64,85	64,85	64,85
...	...	1,27,43,39	1,27,43,39	5,48,50,60
...	22,00,00
...	1,06,30
...	1,75,00
...	...	1,39,89	1,39,89	1,39,89
...	...	1,39,89	1,39,89	26,21,19
...	15,47,00
...	15,47,00
...	3,35,19
...	30,06,00
...	5,30,00
...	2,00,00
...	60,00
...	68,00
...	7,27,89

STATEMENT

Expenditure during the year (In thousand of Rs.)

Nature of Expenditure

C. CAPITAL ACCOUNT OF ECONOMIC SERVICES - Contd.

(c). Capital Account of Special Areas Programme - Contd.

4552 Capital Outlay on North Eastern Areas - Contd.

216 Power Department - Concl'd.

Augmentation of Existing 1X63 & 1X50 MVA, 220/132 KV Transf. by 2X100 MVA, 220/132 KV Transf. at SSS - Contd.

Renovation of 220 KV BTPS Agia-Sarusajai Line (Circuit I & Circuit II)

New Sub-transmission & Distribution Scheme (29 Nos.)

60 KM 132 KV Trans. line from Mariani to Nazira along 132/33 KV 2x25 MVA S.S

Total - 216. Power Department

218 Industries & Commerce Department

Construction of Approach Road leading to Industrial Growth Centre at Balipara from NH-52

Power line to Balipara Growth Centre

Total - 218. Industries & Commerce Department

219 Education Department

Other Expenditure

Creation of New Infrastructure at Cotton College

Assam Engineering College (Girls Hostel) Jalukbari, Guwahati.

Infrastructure Development of Engineering College

Science College at Bandardowa

Total - 219. Education Department

220 Transport Department

Construction of Yatrivas

Inter State Bus Terminus at Guwahati

Inter State Bus Terminus at Silchar

Interstate Truck Terminus at Guwahati

Inter State Bus Terminus at Jorhat

Construction of River Terminal at Badarpur

Total - 220. Transport Department

221 Flood Control Department

Other Expenditure

Flood Control Management Schemes/Different Locations of Brahmaputra & Barak Valley(25 Nos.)

Flood Control Schemes in Brahmaputra & Barak Valley

Total - 221. Flood Control Department

222 Irrigation Department

Other Expenditure

Minor Irrigation Schemes

Amreng Minor Irrigation Scheme in Kabri Anglong

NO. 13 - Contd.

Expenditure during the year (In thousand of Rs.)

Non-Plan	Plan	CSS including CS	Total	Expenditure to end of the year
...	10,50,00
...	15,71,40
...	...	2,41,99	2,41,99	4,91,99
...	...	2,41,99	2,41,99	80,40,47
...	84,63
...	3,05,89
...	3,90,52
...	27,99
...	49,36
...	20,18
...	1,00,53,67
...	1,01,51,20
...	...	3,43,33	3,43,33	3,43,33
...	...	69,55	69,55	12,69,55
...	11,80,34
...	...	5,40,62	5,40,62	6,90,62
...	...	40,00	40,00	40,00
...	...	25,44	25,44	2,95,77
...	...	10,18,94	10,18,94	38,19,61
...	50,81,65
...	60,01
...	51,41,66
...	9,49,35
...	3,07,15

STATEMENT

Expenditure during the year (In thousand of Rs.)

Nature of Expenditure

- C. CAPITAL ACCOUNT OF ECONOMIC SERVICES - Contd.
- (c). Capital Account of Special Areas Programme - Contd.
- 4552 Capital Outlay on North Eastern Areas - Contd.
- 222 Irrigation Department - Concltd.
- Other Expenditure - Concltd.
- Irrigation Scheme in N.C. Hills Washillinghadi ELIS
- Minor Irrigation Scheme in Karbi Anglong
- Borjan Irrigation Scheme
- Implementation of Jiri and Dzuza Medium Irrigation Project
- Total - 222. Irrigation Department**
- 224 Health Department
- Other Expenditure
- Improvement for one operation Theatre in Sankardeva Netralaya
- Development of Assam Medical College & Hospital (IIOPE) (Construction)
- Development of Assam Medical College & Hospital (HOPE)
- Construction of 100 bedded Hospital at Kajalgaon, Kokrajhar in BTC Area
- Construction of 100 bedded Civil Hospital at Udalguri
- Total - 224. Health Department**
- 225 Cultural Affairs Department
- Other Expenditure
- 1250 Capacity Auditorium and Convention Centre at Guwahati
- 1250 Capacity Auditorium & Convention Centre at Guwahati (Sankardev Kalakshetra)
- Total - 225. Cultural Affairs Department**
- 226 W.P.T & B.C. Department
- Other Expenditure
- Gauhati University Campus at Kokrajhar
- Gauhati University Campus Project at Kokrajhar
- Drinking Water Supply Scheme at Gossaigaon
- Special Area Game Centre at Kathathalguri, Kokrajhar
- Construction of Mini Stadium at Chapaguri, Bongagaon
- Various Project and Schemes for BTAC as per memorandum of Settlement
- Prime Minister's N.E.S. Package
- Total - 226. W.P.T & B.C. Department**
- 227 Guwahati Development Department
- Other Expenditure
- Construction of Multistoreyed Secretariat Buildings at Dispur
- Solid Waste Management Project in Guwahati City

NO. 13 - Contd.

Expenditure during the year (In thousand of Rs.)

Non-Plan	Plan	CSS including CS	Total	Expenditure to end of the year
...	69,50
...	13,65,40
...	9
...	42
...	26,91,91
...	4,60,36
...	15,00
...	...	11,36	11,36	13,82,05
...	...	7,90,30	7,90,30	7,90,30
...	84,00
...	...	8,01,66	8,01,66	27,31,71
...	3,40,00
...	2,31,72
...	5,71,72
...	2,50,00
...	2,11,50
...	75,30
...	2,60,00
...	...	8,83	8,83	61,68,87
...	...	40,11,27	40,11,27	82,28,43
...	...	11,00,00	11,00,00	11,00,00
...	...	51,20,10	51,20,10	1,62,94,10
...	15,65,81
...	2,75

STATEMENT

Expenditure during the year (In thousand of Rs.)

Nature of Expenditure

- C. CAPITAL ACCOUNT OF ECONOMIC SERVICES - Contd.
- (c). Capital Account of Special Areas Programme - Contd.
- 4552 Capital Outlay on North Eastern Areas - Contd.
- 227 Guwahati Development Department - Concltd.
- Solid Waste Management Project in Guwahati City - Contd.
- Construction of Multistorayed Secretariat Building at Dispur
- Integrated Infrastructure Development of Guwahati Waterfront (Sukleswar to Bharalumukh)
- Total - 227. Guwahati Development Department**
- 230 Labour & Employment Department
- Other Expenditure
- Labour & Employment for ITIs for other Programme (Prime Minister's Package)
- Construction of New I.T.I.s & Strengthening/Renovation of Existing I.T.I.s
- Labour & Employment for ITIs for continuing Programme (Prime Minister's Package)
- Prime Minister's N.E.S. Package
- Labour & Employment for ITIs for other Programme
- Construction of Regional Boiler Testing Laboratory
- Total - 230. Labour & Employment Department**
- 231 Water Resource Department
- Other Expenditure
- Strength. of Anti erosion at Arimarasati to prot. Brahmaputra dyke from Jamugiri to Kharai out-fall
- Protection of Harinagar Pt.-III Area cum Dyke along R/B of River Sur. from H/nagar B.O.P. to N/pur
- Protection of Guwahati Town from erosion of Brahmaputra from Kachari Bazar to D.C Court
- Strengthening of Kahai Spur to Protect Dibrugarh Town from erosion of Brahmaputra
- Raising & Strengthening of Brahmaputra Dyke from Dizmur to Sonarigaon including closing of Amguri
- Protection of Bangaigaon and Bherengaon Village from erosion of River
- Protection of Umapur area near Badarpur town from erosion of river barak on its left bank
- Patherkandi Protection Work (Strengthening of Flood Protection & Drainage)
- Controlling of Jiadhah in Dhemaji District
- Total - 231. Water Resource Department**
- 232 Science Technology & Environment Department
- Other Expenditure
- Centre Plasma Physics (on going)
- Total - 232. Science Technology & Environment Department**
- 233 Urban Development Department
- Other Expenditure
- Greater Silchar Town Water Supply Scheme, Silchar

NO. 13 - Contd.

Expenditure during the year (In thousand of Rs.)

Non-Plan	Plan	CSS including CS	Total	Expenditure to end of the year
...	7,51,51
...	38,91,33
...	62,11,40
...	...	1,54,20	1,54,20	10,05,58
...	...	1,32	1,32	4,79,29
...	5,49,41
...	...	1,04,89	1,04,89	1,04,89
...	...	11,12	11,12	11,12
...	...	5,81	5,81	1,55,01
...	...	2,77,34	2,77,34	23,05,30
...	1,13,98
...	35,48
...	88,13
...	6,02
...	...	2,12,38	2,12,38	9,82,35
...	2,00
...	13,11
...	4,94,74
...	...	2,77,00	2,77,00	3,22,00
...	...	4,89,38	4,89,38	20,57,81
...	1,54,27
...	1,54,27
...	...	5,41,82	5,41,82	9,00,82

STATEMENT

Expenditure during the year (In thousand of Rs.)

Nature of Expenditure

C. CAPITAL ACCOUNT OF ECONOMIC SERVICES - Contd.**(c). Capital Account of Special Areas Programme - Contd.****4552 Capital Outlay on North Eastern Areas - Contd.****233 Urban Development Department - Concltd.**

Greater Silchar Town Water Supply Scheme, Silchar - Contd.

Road Network Project for Jorhat Master Plan Area

Golaghat Water Supply Scheme

Total - 233. Urban Development Department**234 Public Health Engineering Department**

Stabilisation of Silchar Town Water Supply Scheme

Total - 234. Public Health Engineering Department**239 Soil Conservation Department**

Amloga-Baraspur Soil Conservation & Water Distribution Project

Total - 239. Soil Conservation Department**800 Other Expenditure**

Education Department

Creation of New Infrastructure at Cotton College

Irrigation Department

Minor Irrigation Schemes

Health Department

Upgradation of Gauhati Medical College

Agriculture Department

Installation of One Lakh Shallow Tubewells

Flood Control Deptt.

Flood Control Management Schemes/Different Locations of Brahmaputra & Barak Valley(25 Nos.)

Miscellaneous Scheme

Cashew processing plant at Mancachar

Power Department

Transmission and Distribution Scheme

Art & Culture Department

1250 Capacity Auditorium and Convention Centre at Guwahati

Public Works Department

Road from Jarighat to Lakhichherra

Road from Hatichherra Dudpatil-Mudranamukh

Sports & Youth Welfare Department

Bodo Auto.Council Area Schemes for Construction of Sports Stadium, Library maintenance of road etc.

Industry & Mining

NO. 13 - Contd.

Expenditure during the year (In thousand of Rs.)

Non-Plan	Plan	CSS including CS	Total	Expenditure to end of the year
...	...	1,41,61	1,41,61	1,41,61
...	...	1,52,93	1,52,93	1,52,93
...	...	8,36,36	8,36,36	11,95,36
...	3,48,56
...	3,48,56
...	...	3,50	3,50	3,50
...	...	3,50	3,50	3,50
...	69,53
...	2,20,68
...	1,12,92
...	26,82,00
...	9,99,74
...	50,00
...	...	5,37,62	5,37,62	5,37,62
...	19,08,00
...	5,00,00
...	67,89
...	5,94,86
...	1,55,00
...	2,63,38

STATEMENT

Expenditure during the year (In thousand of Rs.)

Nature of Expenditure

C.	CAPITAL ACCOUNT OF ECONOMIC SERVICES - Contd.
(c).	Capital Account of Special Areas Programme - Concl'd.
4552	Capital Outlay on North Eastern Areas - Concl'd.
800	Other Expenditure - Concl'd.
	Industry & Mining - Contd.
	Non-lapsable Central Pool of Resource (NLCPR)
	Total - 800. Other Expenditure
	Total - 4552. Capital Outlay on North Eastern Areas
4575	Capital Outlay on other Special Areas Programmes
02	Backward Areas
001	Direction & Administration
	Border Areas Development
	Total - 001. Direction & Administration
	Total - 02. Backward Areas
60	Others
190	Investment in Public Sector & other Undertaking
	Share Capital Contribution to Consumers Co-operative
	Total - 190. Investment in Public Sector & other Undertaking
	Total - 60. Others
	Total - 4575. Capital Outlay on other Special Areas Programmes
	Total - (c). Capital Account of Special Areas Programme
(d)	Capital Account of Irrigation and Flood Control
4701	Capital Outlay on Major and Medium Irrigation
04	Medium Irrigation-Non-Commercial
001	Direction and Administration
	General Establishment
	Survey & Statistics
	Total - 001. Direction and Administration
003	Kaliabor Lift Irrigation Project
004	Jamuna Irrigation Project
005	Dhansiri Irrigation Project
006	Kaldia Irrigation Project
007	Dekadeng Irrigation Project
008	Burdikharai Irrigation Project
009	Borolia Irrigation Project
010	Integrated Irrigation Project on Kolong basin
011	Champabati Irrigation Project

NO. 13 - Contd.

Expenditure during the year (in thousand of Rs.)

Non-Plan	Plan	CSS including CS	Total	Expenditure to end of the year
...	...	55,43	55,43	2,22,55,14
...	...	5,93,05	5,93,05	3,04,16,76
...	...	2,27,62,47	2,27,62,47	19,51,11,88
...	40
...	40
...	40
...	90
...	90
...	90
...	1,30
...	...	2,27,62,47	2,27,62,47	19,51,13,18
...	7
...	38,13
...	38,20
...	10,14,00
...	5,00	...	5,00	3,55,13
...	8,59,63	...	8,59,63	1,84,07,29
...	9,91,03
...	5,01,41
...	56,23,12
...	3,35,00	...	3,35,00	53,85,86
...	42,45	...	42,45	57,04,08
...	3,10,00	...	3,10,00	59,88,44

STATEMENT

Expenditure during the year (In thousand of Rs.)

Nature of Expenditure

C. CAPITAL ACCOUNT OF ECONOMIC SERVICES - Contd.**(d). Capital Account of Irrigation and Flood Control - Contd.****4701 Capital Outlay on Major and Medium Irrigation - Concltd.****04 Medium Irrigation-Non-Commercial - Concltd.**

012 Pahunara Irrigation Project

013 Rupahi Irrigation Project

014 Buridihing Irrigation Project

016 Kolong Irrigation Project

017 Hawaipur Irrigation Project

018 Irrigation Project in Hill District

800 Other Expenditure

AIB Programme

Other works each costing Rs.50 lakhs & less

Total - 800. Other Expenditure**Total - 04. Medium Irrigation-Non-Commercial****80 General**

001 Direction and Administration

General Establishment

Survey & Statistics

Total - 001. Direction and Administration

005 Survey and Investigation

007 Survey & Statistic

052 Machinery & Equipment

799 Suspense

800 Other Expenditure

AIB Programme

Dhansiri Irrigation Project

Bardikrai Irrigation Project

Barali Irrigation Project

Integrated Irrigation Project

Champamati Irrigation Project

Buridihing Irrigation Project

Modernisation of Jamuna Irrigation Project

Total - 800. Other Expenditure**Total - 80. General****Total - 4701. Capital Outlay on Major and Medium Irrigation**

NO. 13 - Contd.

Expenditure during the year (In thousand of Rs.)

Non-Plan	Plan	CSS including CS	Total	Expenditure to end of the year
...	91,60	...	91,60	37,25,26
...	6,80,25
...	9,96,56
...	11,97,27
...	33,32	...	33,32	12,56,48
...	33,80
...	97,08
...	18,44,90
...	19,41,98
...	16,77,00	...	16,77,00	5,38,40,16
...	2,62
...	2,11	...	2,11	36,53,14
...	1,22,62,61
...	2,11	...	2,11	1,59,18,37
...	9,97,07
...	1,74,45
...	73,74
...	-10,36
...	1,22,93	...	1,22,93	1,91,63
...	1,80,00
...	15,00	...	15,00	1,27,00
...	28	...	28	1,38,66
...	2,90,36
...	90,76
...	4,45,00	...	4,45,00	23,03,50
...	5,83,21	...	5,83,21	33,21,91
...	5,85,32	...	5,85,32	2,04,75,18
...	22,62,32	...	22,62,32	7,43,15,34

STATEMENT

Expenditure during the year (In thousand of Rs.)

Nature of Expenditure

C. CAPITAL ACCOUNT OF ECONOMIC SERVICES - Contd.

(d). Capital Account of Irrigation and Flood Control - Contd.

4702 Capital Outlay on Minor Irrigation

001 Direction and Administration

General Establishment

Survey & Statistics

Survey and Statistics Investigation and Development of Ground Water Resources

Total - 001. Direction and Administration

052 Machinery & Equipment

Other Minor Irrigation

Total - 052. Machinery & Equipment

101 Surface Water

Flow Irrigation

Lift Irrigation

AIBP Programme

Total - 101. Surface Water

102 Ground Water

Ground Water Survey

Tube Well

A.R.I. & A.S.P. (World Bank Project)

CLA (AIBP Programme)

Herguti Irrigation Scheme

Jagligaon Irrigation Scheme

Longai Irrigation Project

Paradisha Irrigation Scheme

Total - 102. Ground Water

789 Scheduled Caste Component Plan

796 Tribal Area Sub-Plan

Others

Total - 796. Tribal Area Sub-Plan

799 Suspense

800 Other Expenditure

Assistance to the Bodoland Autonomous Council

Scheduled Caste Component Plan

Assistance to the Mising Autonomous Council

Tribal Sub Plan

Scheduled Caste Component Plan

NO. 13 - Contd.

Expenditure during the year (In thousand of Rs.)

Non-Plan	Plan	CSS including CS	Total	Expenditure to end of the year
...	11,15	...	11,15	96,97,37
...	1,61,82,92
...	2,60,08
...	11,15	...	11,15	2,61,40,37
...	77,41
...	77,41
...	94	...	94	26,46,04
...	63,61,89	...	63,61,89	3,45,73,38
...	45,29,14
...	63,62,83	...	63,62,83	4,17,48,56
...	1,55,23,22
...	28,25	...	28,25	23,89,19
...	2,54,01
...	4,47,92	...	4,47,92	7,73,95
...	44,76
...	46,04
...	1,62,98
...	56,34
...	4,76,17	...	4,76,17	1,92,50,49
...	9,50,91
...	1,83,41	...	1,83,41	18,42,89
...	1,77,89,63
...	1,83,41	...	1,83,41	1,96,32,52
...	2,60,93
...	68,36
...	76,05
...	2,34,07	...	2,34,07	6,54,02

STATEMENT

Expenditure during the year (In thousand of Rs.)

Nature of Expenditure

C.	CAPITAL ACCOUNT OF ECONOMIC SERVICES - Contd.
(d).	Capital Account of Irrigation and Flood Control - Contd.
4702	Capital Outlay on Minor Irrigation - Concltd.
800	Other Expenditure - Concltd.
	Scheduled Caste Component Plan - Contd.
	Other Expenditure
	Loan assistance from NABARD under RIDF
	Census of Minor Irrigation
	Small Irrigation
	AIB Programme
	Minor Irrigation
	Total - 800. Other Expenditure
	Total - 4702. Capital Outlay on Minor Irrigation
4705	capital Outlay on Command Area Development
002	Command Area Development in Hills
003	Command Area Development for Jamuna Irrigation Schemes
004	Command Area Development for Sukla Irrigation Schemes
005	Command Area Development for Kaliabor Irrigation Schemes
006	Command Area Development for Kaldia Irrigation Schemes
007	Command Area Development for Dekadong Irrigation Schemes
008	Command Area Development for Bordikri Irrigation Schemes
009	Command Area Development for integrated Kolong Irrigation Schemes
010	Command Area Development for Upper Assam
011	Command Area Development for Lower Assam
800	Other Expenditure
	Other works each costing Rs.50 lakhs & less
	Total - 800. Other Expenditure
	Total - 4705. capital Outlay on Command Area Development
4711	Capital Outlay on Flood control Projects
01	Flood Control
001	Direction and Administration
	Barak Valley Flood Control Project
	Brahmaputra Flood Control Project
	Flood Control project in Hill District
	Anti Erosion Project
	Total - 001. Direction and Administration

NO. 13 - Contd.

Expenditure during the year (In thousand of Rs.)

Non-Plan	Plan	CSS including CS	Total	Expenditure to end of the year
...	1,05,02,88
...	8,73,79	...	8,73,79	12,12,90
...	...	61	61	1,30,12,18
...	2,11,03
...	1,24,69
...	4,55	...	4,55	3,22,62
...	11,12,41	61	11,13,02	2,61,84,73
...	81,45,96	61	81,46,58	13,42,45,92
...	13,14	...	13,14	12,64,90
...	31,99,63
...	17,84,85
...	12,17,79
...	72,78	...	72,78	1,89,25
...	1,20,10
...	30,51
...	23,44
...	1,68,77
...	2,88,73
...	6,14,65
...	6,14,65
...	85,92	...	85,92	89,02,62
...	10,46
...	2,05,95
...	13,40
...	10,92
...	2,40,73

STATEMENT

Expenditure during the year (In thousand of Rs.)

Nature of Expenditure

C. CAPITAL ACCOUNT OF ECONOMIC SERVICES - Contd.**(d). Capital Account of Irrigation and Flood Control - Contd.****4711 Capital Outlay on Flood control Projects - Contd.****01 Flood Control - Contd.****052 Machinery and Equipment**

Barak Valley Flood Control Project

Brahmaputra Flood Control Project

Total - 052. Machinery and Equipment**103 Civil Works**

Barak Valley Flood Control Project

Payment for Work Charge & Master Roll Employees

Embankments

One time Allocation (ACA)

Joint River Commission Scheme

Task Force

Brahmaputra Flood Control Project

Payment for Work Charge & Master Roll Employees

Embankments

One time Allocation (ACA)

Flood Control Works on Brahmaputra Valley

Flood control project in hill District (ACA)

Embankments

Additional Central Assistance

Critical Flood Control & Anti-erosion in Brahmaputra & Barak Valley

Total - 103. Civil Works**799 Suspense**

Flood Control project in Hill District

Total - 799. Suspense**800 Other Expenditure**

Barak Valley Flood Control Project

Construction of embankment-cum-road along left bank of Kushiyara from Kachura to Karimganj

Construction of dyke along R/B of Katakhal from Rupachurra to Lalachurra-Protective works

Construction of embankment of banks of Longai from Patharkhandi to Nilambazar-Phase-I

Construction of embankment of both banks of Longai from Patharkhandi to Nilambazar-Phase-II

Protection of Silchar town from erosion of the river Barak-Protective works

Raising & Strengthening of N.E. along S/B of Pahumara from Kathalmurighat to Rly line

NO. 13 - Contd.

Expenditure during the year (In thousand of Rs.)

Non-Plan	Plan	CSS including CS	Total	Expenditure to end of the year
...	3,29
...	25,06
...	28,35
...	12,40
...	...	4,88,06	4,88,06	71,72,85
...	5,54
4	7,69,92	...	7,69,96	24,87,64
...	3,08,77
...	51,29
...	1,44,90
...	...	32,41,89	32,41,89	3,33,30,96
...	4,45
1,00	44,16,46	...	44,17,46	2,33,39,16
...	8,49,82
...	56,77
...	16,48,49
...	2,10,48	...	2,10,48	21,16,42
...	9,50,61
...	40,00
1,04	53,96,86	37,29,95	91,27,85	7,25,20,07
...	1,11,62
...	1,11,62
...	56,48
...	73,31
...	62,85
...	84,62
...	74,74
...	68,00

STATEMENT

Expenditure during the year (In thousand of Rs.)

Nature of Expenditure

C. CAPITAL ACCOUNT OF ECONOMIC SERVICES - Contd.

(d). Capital Account of Irrigation and Flood Control - Contd.

4711 Capital Outlay on Flood control Projects - Contd.

01 Flood Control - Contd.

800 Other Expenditure - Contd.

Barak Valley Flood Control Project - Concl'd.

Raising & Strengthening of embankment of both banks of river Longai from Patharkandi to Nilambazar

Brahmaputra Flood Control Project

Pre 1974-75 outlay not allocated

Anti-erosion work of Arimorasoti to protect B/dyke from Jamuguri to Khoroi outfall

Anti-erosion measures on 34th K.M. of Subansiri Dam

Construction of Embankment along left bank of Subansiri

Construction of Brahmaputra dyke along left bank from Dhing to Hailakunda

Construction of Subansiri Dyke from Gogamukh to Champarighat for 71-72 protective works

Construction of Brahmaputra bund-Deshangmukh to Dikhomukh - Protective works

Construction of Brahmaputra Charbund from Katiaputa Rangagara -Protective works

Construction of Brahmaputra dyke from Biswanath to Panpai - Protective Works

Collection of Hydrological data of Brahmaputra for 1980-81

Construction of B/dyke from Baghban Hill

Detailed Investigation of Subansiri Dam-Protective works

Detailed Investigation of Dehang Project

Extension of Dibrugarh town protection works (Mathola protective works-Phase-II)

Protection of Dibrugarh town from erosion of the river Brahmaputra- Protective works

Protection of Guwahati town from erosion of the river Brahmaputra - protective works

Protection of Goalpara town from erosion of the river Brahmaputra - Protective Works

Protection of Kikilamukh area from erosion of the river Brahmaputra - Protective works

Protection of Dhubri town from erosion of the river Brahmaputra-Protective works

Protection of Simulguri town from erosion of Dikhow river

Raising & strengthening of marginal embankment along both banks of Pagladiya

Raising & strengthening of Pagladiya marginal embankment along right bank from Kerura to Bijlighat

Raising & strengthening of Buridhing embankment left bank from Umbari- embankment

Raising & strengthening of Brahmaputra dyke from Haldibari to Lessamara-Protective works

Raising & strengthening of Brahmaputra dyke from Deorighat to Sissikal-Protective works

Raising & strengthening of Thugi marginal bund in both banks -Protective works

Raising & strengthening of Dekhow (both banks)-Protective works

Raising & strengthening of Brahmaputra dyke left bank from Palashbari to Gurmi

Raising & strengthening of Desangmukh left bank to Aukaiputra

NO. 13 - Contd.

Expenditure during the year (In thousand of Rs.)

Non-Plan	Plan	CSS including CS	Total	Expenditure to end of the year
...	67,81
...	51,15,78
...	80,00
...	52,32
...	58,71
...	53,82
...	71,70
...	98,31
...	52,87
...	50,01
...	63,29
...	63,90
...	2,78,35
...	1,48,13
...	68,51
...	2,88,79
...	87,93
...	1,18,57
...	2,28,52
...	1,94,23
...	50,07
...	93,25
...	83,39
...	51,59
...	96,49
...	62,53
...	59,09
...	81,57
...	94,68
...	52,70

STATEMENT

Expenditure during the year (In thousand of Rs.)

Nature of Expenditure

C. CAPITAL ACCOUNT OF ECONOMIC SERVICES - Contd.

(d). Capital Account of Irrigation and Flood Control - Concl.

4711 Capital Outlay on Flood control Projects - Concl.

01 Flood Control - Concl.

800 Other Expenditure - Concl.

Brahmaputra Flood Control Project - Concl.

Raising & strengthening of Janki marginal bund

Strengthening of Dibrugarh protection work Phase-I - Protective works

Strengthening of Mothala Protection works

Tributory survey work on Brahmaputra for preparation of Master Plan-Protective works

Taming of Serming River for 1975-Protective works

Other works each costing Rs.50 lakh & less

Flood Control project in Hill District

Other expenditure

Additional Central Assistance

Protection from erosion of reverrine land

Total - 800. Other Expenditure**Total - 01. Flood Control****Total - 4711. Capital Outlay on Flood control Projects****Total - (d). Capital Account of Irrigation and Flood Control**

(e) Capital Account of Energy

4801 Capital Outlay on Power Projects

06 Rural Electrification

800 Other Expenditure

Rural Electrification Programme (MNP)

Accelerated Power Development Programme

Externally Aided project (ADB)

Pradhan Mantri Gramodaya Yojna

Rural Electrification Programme

Total - 800. Other Expenditure**Total - 06. Rural Electrification**

80 General

190 Investment in Public Sector and other undertakings

800 Other Expenditure

Accelerated Power Development Project

One Time Allocation (ACA for General)

NO. 13 - Contd.

Expenditure during the year (In thousand of Rs.)

Non-Plan	Plan	CSS including CS	Total	Expenditure to end of the year
...	60,98
...	78,63
...	53,72
...	57,50
...	52,49
...	2,04,56,56
...	2,98,03
...	2,38,04
...	2,96,82,85
1,04	53,96,86	37,29,95	91,27,85	10,25,83,62
1,04	53,96,86	37,29,95	91,27,85	10,25,83,62
1,04	1,58,91,07	37,30,56	1,96,22,67	32,00,47,50
...	27,04,95
...	11,93,40
...	81,21,00	...	81,21,00	1,58,62,80
...	2,44,32,91	...	2,44,32,91*	2,44,32,91
...	29,53,35
...	38,98,35
...	3,25,53,91	...	3,25,53,91*	5,10,45,76
...	2,44,32,91	...	3,25,53,91	5,10,45,76
...	13,50,00,00
...	3,00,02
...	3,69,37,79
...	55,00,00

*Includes Rs.10,06,81 for the year 2005-06 and Rs.76,21,93 for the year 2006-07

STATEMENT

Expenditure during the year (In thousand of Rs.)

Nature of Expenditure

C. CAPITAL ACCOUNT OF ECONOMIC SERVICES - Contd.

(e). Capital Account of Energy - Concl'd.

4801 Capital Outlay on Power Projects - Concl'd.

80 General - Concl'd.

800 Other Expenditure - Concl'd.

Assam Vikash Yojana

400/220/132/33KV Sub-station at Kukumara

State share for implementation of Remote Village Electrification

Augmentation of 220/132/33 KV Sub-station at Salakati

Improvement of ST& D system

State share towards project Development Fund of JVC with IL&FS

Pradhan Mantri Gramodaya Yojna

Total - 800. Other Expenditure

Total - 80. General

Total - 4801. Capital Outlay on Power Projects

4802 Capital Outlay on Petroleum

190 Investment in Public Sector & Other Undertakings

The Indian Refineries Ltd. Guwahati

Total - 190. Investment in Public Sector & Other Undertakings

Total - 4802. Capital Outlay on Petroleum

4810 Capital Outlay on Non-Conventional Sources of Energy

600 Others

Total - 4810. Capital Outlay on Non-Conventional Sources of Energy

Total - (e). Capital Account of Energy

(f) Capital Account of Industry and Minerals

4851 Capital Outlay on Village and Small Industries

101 Industrial Estates

Industrial Estate

Industrial Estate Growth Centre

Total - 101. Industrial Estates

102 Small scale Industries

Share capital to Assam small industries development corporation

Quality control & marketing schemes

Working Capital for Raw Materials & Wages for Saw Mill-cum-Mechanised Carpentry

Other works each costing Rs.50 lakhs & less

The Assam Government Marketing Corporation, Guwahati

The Assam Hills Small Industries Development Corporation, Guwahati

NO. 13 - Contd.

Expenditure during the year (In thousand of Rs.)

Non-Plan	Plan	CSS including CS	Total	Expenditure to end of the year
30,00,00	30,00,00	30,00,00
2,05,56	2,05,56	2,05,56
8,00,00	8,00,00	8,00,00
52,71,56	52,71,56	52,71,56
1,00,00	1,00,00	1,00,00
...	13,40,10
93,77,12	93,77,12	5,34,55,03
93,77,12	93,77,12	18,84,55,03
93,77,12	3,25,53,91	...	4,19,31,03	23,95,00,79
...	1,00,25
...	1,00,25
...	1,00,25
...	7
...	7
93,77,12	3,25,53,91	...	4,19,31,03	23,96,01,11
...	11,27,60
...	48,69
...	11,76,29
...	2,90,66
...	30,74
...	3,05
...	65,08
...	1,66,61
...	2,40,49

STATEMENT

Expenditure during the year (In thousand of Rs.)

Nature of Expenditure

C.	CAPITAL ACCOUNT OF ECONOMIC SERVICES - Contd.
(f).	Capital Account of Industry and Minerals - Contd.
4851	Capital Outlay on Village and Small Industries - Concltd.
102	Small scale Industries - Concltd.
	The Assam Hills Small Industries Development Corporation, Guwahati - Contd.
	The Assam Government Textile Corporation
	Development of Sericulture Weaving & Cottage Industries
	Total - 102. Small scale Industries
103	Handloom Industries
104	Handicraft Industries
107	Sericulture Industries
	Other works each costing Rs.50 lakhs & less
	The Assam Spun Silk Mills Ltd. Jagi Road,Nowgaon
	Cocoon Marketing Scheme
	Total - 107. Sericulture Industries
108	Powerloom Industries
109	Composite Village and Small Industries Co-operatives
	Share Capital contribution to processing Co-operative Societies LAMPS
	Co-operation
	Share Capital Contribution to Industrial Transport Co-operation
	Total - 109. Composite Village and Small Industries Co-operatives
796	Tribal Area sub plan
800	Other Expenditure
	Scheduled Caste Component Plan
	Commercial Estate
	Other works each costing Rs.50 lakhs & less
	Total - 800. Other Expenditure
	Total - 4851. Capital Outlay on Village and Small Industries
4853	Capital Outlay on Non-ferrous Mining and Metallurgical Industries
01	Mineral Exploration and Development
190	Investments in Public Sector and Other Undertakings
	Assam and Meghalaya Mineral Development Corporation Limited,Guwahati
	Assam Mineral Development Corporation Ltd.
	Total - 190. Investments in Public Sector and Other Undertakings
800	Other Expenditure
	Roof Top Rain water Harvesting in Govt. Building
	Total -800
	Total - 01. Mineral Exploration and Development
	Total - 4853. Capital Outlay on Non-ferrous Mining and Metallurgical Industries

NO. 13 - Contd.

Expenditure during the year (In thousand of Rs.)

Non-Plan	Plan	CSS including CS	Total	Expenditure to end of the year
...	4,00
...	1,99,28
...	9,99,91
...	4,77,98
...	1,18,00	...	1,18,00	2,35,34
...	9,88
...	68,87
...	1,07,00
...	1,85,75
...	1,20
...	2,44,91
...	8,57,28
...	1,20
...	11,03,39
...	1,30,48
...	86,96
...	2,70,65
...	3,57,61
...	1,18,00	...	1,18,00	46,67,95
...	35,36
...	4,63,15
...	4,98,51
...	7,50
...	9,17
...	16,67
...	5,15,18
...	5,15,18

STATEMENT

Expenditure during the year (In thousand of Rs.)

Nature of Expenditure

C.	CAPITAL ACCOUNT OF ECONOMIC SERVICES - Contd.
(f).	Capital Account of Industry and Minerals - Contd.
4855	Capital Outlay on Fertilizer Industries
190	Investment in Public Sector and Other Undertakings
	The Assam Bone Mills Ltd.
	Total - 190. Investment in Public Sector and Other Undertakings
	Total - 4855. Capital Outlay on Fertilizer Industries
4857	Capital Outlay on Chemical and Pharmaceutical Industries
01	Chemical and Pesticides Industries
190	Investment in Public Sector and Other Undertaking
	Share capital contribution to Ashok Paper Mills Ltd. for setting up of new Chemical Industry
	Total - 190. Investment in Public Sector and Other Undertaking
	Total - 01. Chemical and Pesticides Industries
02	Drugs and Pharmaceutical Industries
190	Investment in Public Sector and Other Undertaking
	The Assam Chemical and Pharmaceutical Ltd., Guwahati
	Total - 190. Investment in Public Sector and Other Undertaking
	Total - 02. Drugs and Pharmaceutical Industries
	Total - 4857. Capital Outlay on Chemical and Pharmaceutical Industries
4858	Capital Outlay on Engineering Industries
60	Other Engineering Industries
190	Investment in Public Sector & Other Undertakings
	The Assam Government Construction Corporation Ltd. Guwahati
	The National Project Construction Corporation Ltd., New Delhi
	Total - 190. Investment in Public Sector & Other Undertakings
	Total - 60. Other Engineering Industries
	Total - 4858. Capital Outlay on Engineering Industries
4859	Capital Outlay on Telecommunication and Electronics Industries
02	Electronics
190	Investment in Public Sector and Other Undertakings
	Share Capital to Assam Electronic Development Corporation Ltd.
	State Contribution for implementation of I.T. Policy
	Total - 190. Investment in Public Sector and Other Undertakings
800	Other Expenditure
	National E-Governance Action Plan (NEGAP)
	Total - 800. Other Expenditure
	Total - 02. Electronics

NO. 13 - Contd.

Expenditure during the year (In thousand of Rs.)

Non-Plan	Plan	CSS including CS	Total	Expenditure to end of the year
...	25
...	25
...	25
...	1,52,00
...	1,52,00
...	1,52,00
...	50
...	50
...	50
...	1,52,50
...	50,00
...	10,00
...	60,00
...	60,00
...	60,00
...	10,02,71
...	19,60
...	10,22,31
...	3,54,00	...	3,54,00	12,51,00
...	3,54,00	...	3,54,00	12,51,01
...	3,54,00	...	3,54,00	22,73,31

STATEMENT

Expenditure during the year (In thousand of Rs.)

Nature of Expenditure

C. CAPITAL ACCOUNT OF ECONOMIC SERVICES - Contd.

(f). Capital Account of Industry and Minerals - Contd.

4859 Capital Outlay on Telecommunication and Electronics Industries - Concltd.

Total - 4859. Capital Outlay on Telecommunication and Electronics Industries

4860 Capital Outlay on Consumer Industries

01 Textiles

800 Other Expenditure

901 Deduct Receipt & Recoveries On Capital Account

Total - 01. Textiles

03 Leather

190 Investments in Public Sector & Other Undertakings

The Assam Tanneries Ltd., Guwahati

Total - 190. Investments in Public Sector & Other Undertakings

Total - 03. Leather

04 Sugar

190 Investment in Public Sector & other Undertakings

Share Capital Contribution to Co-operative Sugar Mills

Total - 190. Investment in Public Sector & other Undertakings

Total - 04. Sugar

05 Paper and Newsprint

190 Investments in Public Sector & Other Undertakings

The Ashok Paper Mills Ltd., Jagighopa

The Assam Gas Company, Duliajan

Indian Carbon Ltd.

Assam Hard Board Ltd.

Total - 190. Investments in Public Sector & Other Undertakings

800 Other Expenditure

901 Deduct Receipt & Recoveries On Capital Account

Total - 05. Paper and Newsprint

60 Others

796 Tribal Area Sub-plan

Total - 60. Others

Total - 4860. Capital Outlay on Consumer Industries

4875 Capital Outlay on Other Industries

60 Other Industries

190 Investment in Public Sector & Other Undertakings

Everest Cycles Ltd., Guwahati

NO. 13 - Contd.

Expenditure during the year (In thousand of Rs.)

Non-Plan	Plan	CSS including CS	Total	Expenditure to end of the year
...	3,54,00	...	3,54,00	22,73,31
...	8,86,61
...	-8,97,70
...	-11,09
...	1,27
...	1,27
...	1,27
...	5,98	...	5,98*	2,42,79
...	5,98	...	5,98	2,42,79
...	5,98	...	5,98	2,42,79
...	2,29,29
...	3,30,77
...	10,00
...	5,00
...	5,75,06
...	11,43,93
...	-11,93,52
...	5,25,47
...	2,15
...	2,15
...	5,98	...	5,98	7,60,59
...	5,00

*Shown as investment in statement No.14

STATEMENT

Expenditure during the year (In thousand of Rs.)

Nature of Expenditure

C.	CAPITAL ACCOUNT OF ECONOMIC SERVICES - Contd.
(f).	Capital Account of Industry and Minerals - Contd.
4875	Capital Outlay on Other Industries - Concl'd.
60	Other Industries - Concl'd.
190	Investment in Public Sector & Other Undertakings - Concl'd.
	Total - 190. Investment in Public Sector & Other Undertakings
	Total - 60. Other Industries
	Total - 4875. Capital Outlay on Other Industries
4885	Other Capital Outlay on Industries and Minerals
01	Investments in Industrial Financial Institutions
190	Investments in Public Sector and Other Undertakings
	Assam Financial Corporation, Guwahati
	Total - 190. Investments in Public Sector and Other Undertakings
	Total - 01. Investments in Industrial Financial Institutions
02	Development of Backward Areas
800	Other Expenditure
	Total - 02. Development of Backward Areas
60	Others
190	Investment in Public Sector & Other Undertakings
	Assam Tea Corporation Ltd. Guwahati
	The Asam Hills Small Industries Development Corporation, Guwahati
	The Asam Government Textile Corporation
	The Assam Spun Silk Mills Ltd. Jagi Road, Nowgaon
	The Assam Gas Company, Duliajan
	Assam Financial Corporation, Guwahati
	The Assam Industrial Development Corporation, Guwahati
	Share Capital Contribution to Numaligarh Refinery Ltd.
	Share Capital Contribution to Co-operative Spinning Mills
	Total - 190. Investment in Public Sector & Other Undertakings
800	Other Expenditure
	Share Capital to AIDC Ltd.
	Development of Industrial Area Growth Centre Tool Room
	Construction of Office Building of Director of Industries
	Share to different Corporation for Revitalisation/Modernisation/Privatisation of different Project
	Land Acquisition for Gas Craker Project
	Other works each costing Rs.50 lakhs & less
	Total - 800. Other Expenditure

NO. 13 - Contd.

Expenditure during the year (In thousand of Rs.)

Non-Plan	Plan	CSS including CS	Total	Expenditure to end of the year
...	5,00
...	5,00
...	5,00
...	88,95
...	88,95
...	88,95
...	1,26,70	...	1,26,70	1,26,71
...	1,26,70	...	1,26,70	1,26,71
...	2,42,93
...	7,41,76
...	4,73,50
...	20,95,24
...	2,33,03
...	1,86,02
...	27,00,87
...	10,56,63
...	1,10,00
...	78,39,98
...	66,61	...	66,61	1,00,61
...	5,75,10	...	5,75,10	28,62,17
...	8,05,50
...	4,99,35	...	4,99,35	6,01,15
...	79,17,00
...	14,00	...	14,00	1,58,38,93
...	11,55,06	...	11,55,06	2,81,25,36

STATEMENT

Expenditure during the year (In thousand of Rs.)

Nature of Expenditure

C.	CAPITAL ACCOUNT OF ECONOMIC SERVICES - Contd.
(f).	Capital Account of Industry and Minerals - Concl'd.
4885	Other Capital Outlay on Industries and Minerals - Concl'd.
60	Others - Concl'd.
	Total - 60. Others
	Total - 4885. Other Capital Outlay on Industries and Minerals
	Total - (f). Capital Account of Industry and Minerals
(g)	Capital Account of Transport
5051	Capital Outlay on Ports and Light Houses
01	Major Ports
800	Other Expenditure
	Total-01 Major ports
	Total -5051
5054	Capital Outlay on Roads and Bridges
01	National Highways
001	Direction and Administration
337	Road Works
800	Other Expenditure
	Widening of National High Way at Srirampur & Basirhat Check Gate
	Composit Check Gate
	Total - 800. Other Expenditure
	Total - 01. National Highways
02	Strategic and Border Roads
337	Road Works
	Work Charge
	Muster Roll
	Implementation of Assam Accord Indo-Bangladesh Border Roads
	Construction
	Construction and Repairs of Indo-Bhutan Border Works
	Total - 337. Road Works
800	Other Expenditure
	Total - 02. Strategic and Border Roads
03	State Highways
052	Machinery and Equipment
101	Bridges
	Work charge & Master Roll
	Works
	Total - 101. Bridges
337	Road Works
	Establishment
	General Road Works

NO. 13 - Contd.

Expenditure during the year (In thousand of Rs.)

Non-Plan	Plan	CSS including CS	Total	Expenditure to end of the year
...	11,55,06	...	11,55,06	3,59,65,34
...	12,81,76	...	12,81,76	3,61,81,00
...	17,59,74	...	17,59,74	4,46,15,78
...	2,40
...	2,40
...	2,40
...	5,05,77
...	33,60
...	1,09,16
...	1,09,16
...	6,48,53
...	1,12,07,30
...	3,05,54
...	85,04
39,96,65	39,96,65	1,27,99,84
15,00	15,00	15,00
40,11,65	40,11,65	2,44,12,72
...	98,51
40,11,65	40,11,65	2,45,11,23
...	63,23,50
...	35,47,02
...	87,12,80
...	1,22,59,82
...	2,53
52,35,55	1,08,38,53	...	1,60,74,08	3,07,19,46

STATEMENT

Expenditure during the year (In thousand of Rs.)

Nature of Expenditure

C. CAPITAL ACCOUNT OF ECONOMIC SERVICES - Contd.

(g). Capital Account of Transport - Contd.

5054 Capital Outlay on Roads and Bridges - Contd.

03 State Highways - Contd.

337 Road Works - Contd.

General Road Works - Contd.

Works

Re-Construction of SPT Bridges damaged in the last recurring flood

40 numbers of New Schemes (sanctioned)

State Priority Scheme

Projected State Share of Centrally Sponsored Scheme

One time ACA for reconstruction of Flood Damage Roads

Other works each costing Rs.50 lakhs & less

Construction of Bridges over the River Barak at Silchar

Construction of RCC Bridges over the River Kanamora

Improvement & Black-topping of Hailakandi Katlicherra Road

Improvement of GS Road from Ulubari to Khanapara (1st Phase)

Improvement of Maran-Naharkatia Road (Metalling & Blacktopping)

Construction of RCC Bridge over river Dayang on D.D.Road

Total - 337. Road Works

800 Other Expenditure

Assistance to the Bodoland Autonomous Council

Tribal Sub Plan

Other than TSP & SCCP

Assistance to the Lalung(Tiwa) Autonomous Council

Schedule Caste Component Plan

Tribal Sub Plan

Other than TSP & SCCP

Assistant to the Mising Autonomous Council

Schedule Caste Component Plan

Tribal Sub Plan

Other than TSP & SCCP

Assistance to the Rabha Hasong Autonomous Council

Other than TSP & SCCP

Other Expenditure

Loan Asstt. from NABARD under RIDF

Works

Total - 800. Other Expenditure**Total - 03. State Highways**

NO. 13 - Contd.

Expenditure during the year (In thousand of Rs.)

Non-Plan	Plan	CSS including CS	Total	Expenditure to end of the year
...	42,51,65	...	42,51,65	8,25,47,12
...	5,54,45
...	3,45,74
...	7,65	...	7,65	7,65
...	98,94
...	7,00,00	...	7,00,00	7,00,00
...	1,49,24,78
...	57,39
...	55,60
...	54,65
...	55,95
...	81,64
...	55,23
52,35,55	1,57,97,83	...	2,10,33,38	13,02,61,13
...	23,41
...	5,76,66
...	1,74,60
...	10,62
...	32,29
...	18,00
...	31,40
...	1,70,15
...	35,79
...	19,16
...	82,98
...	1,17,38,28
...	98,78,72	...	98,78,72	1,93,52,73
...	2,13,86,89
...	98,78,72	...	98,78,72	5,36,52,96
52,35,55	2,56,76,55	...	3,09,12,10	20,24,97,42

STATEMENT

Expenditure during the year (In thousand of Rs.)

Nature of Expenditure

04 District & Other Roads

010 Other than Minimum Needs Programme

District Roads AACP (World Bank Project)

District Roads

Grants in aid to ARIASP Society

District and other Roads (General) (MNP)

Works

Rural Roads MNP

Rural Roads OMNP

Assam Agricultural Competitiveness Project (World Bank)

Total - 010. Other than Minimum Needs Programme

337 Road Works

Works

Baithalangu District Council Metalling & Blacktopping under Khami Sub-Division

Total - 337. Road Works

796 Tribal Area Sub-Plan

NO. 13 - Contd.

Expenditure during the year (In thousand of Rs.)

Non-Plan	Plan	CSS including CS	Total	Expenditure to end of the year
...	2,11,76,24
...	6,68,24	...	6,68,24	1,30,62,69
...	1,09,25,30
...	44,37	...	44,37	30,40,37
...	31,34
...	66,39,93
...	9,28,96
...	1,22,77,86	...	1,22,77,86	1,22,77,86
...	1,29,90,47	...	1,29,90,47	6,80,82,69
...	58,77
...	29,63
...	88,40
...	7,15,34

STATEMENT

Expenditure during the year (In thousand of Rs.)

Nature of Expenditure

C.	CAPITAL ACCOUNT OF ECONOMIC SERVICES - Contd.
(g).	Capital Account of Transport - Contd.
5054	Capital Outlay on Roads and Bridges - Concl.
04	District & Other Roads - Concl.
796	Tribal Area Sub-Plan - Concl.
	Works
	Total - 796. Tribal Area Sub-Plan
800	Other Expenditure
	Other Works
	Scheduled Caste Component Plan
	Machinery & Equipment
	Works
	Other Expenditure
	Other works each costing Rs.50 lakhs & less
	Total - 800. Other Expenditure
	Total - 04. District & Other Roads
80	General
001	Direction and Administration
	Total - 001. Direction and Administration
789	Schedule Caste Component Plan
800	Other Expenditure
	Total - 80. General
	Total - 5054. Capital Outlay on Roads and Bridges
5055	Capital Outlay on Road Transport
050	Lands and Buildings
	Construction of RTA and STA Building
	Total - 050. Lands and Buildings
102	Acquisition of Fleet
103	Workshop Facilities
190	Investments in Public Sector and Other Undertakings
	Share capital Contribution to Assam Road Transport Corporation
	Construction of Bus Terminal at Chowkidingi, Dibrugarh
	The Central Road Transport Corporation, Guwahati
	Assam State Transport Corporation
	Total - 190. Investments in Public Sector and Other Undertakings
799	Suspense
800	Other Expenditure
	Other Expenditure

NO. 13 - Contd.

Expenditure during the year (In thousand of Rs.)

Non-Plan	Plan	CSS including CS	Total	Expenditure to end of the year
...	7,36,45	...	7,36,45	25,08,76
...	7,36,45	...	7,36,45	32,24,10
...	41,26,49
...	32,59
...	22,11,23	...	22,11,23	60,02,28
...	1,80,44,13
...	1,52,95,51
...	22,11,23	...	22,11,23	4,34,68,41
...	1,59,38,15	...	1,59,38,15	11,48,63,60
...	96,63
...	96,63
...	88,92
...	19
...	1,85,74
92,47,20	4,16,14,70	...	5,08,61,90	34,27,39,10
...	2,53,34
...	5,00,00
...	7,53,34
...	3,81,00
...	23,23
...	2,00,00	...	2,00,00	7,37,50
...	4,00,00	...	4,00,00*	1,42,26,00
...	2,00,00	...	2,00,00	2,00,00
...	9,50
...	2,41,05,56
...	8,00,00	...	8,00,00	3,92,78,56
...	5,00
...	1,86,95

*Shown as investment in Statement No.14

STATEMENT

Expenditure during the year (In thousand of Rs.)

Nature of Expenditure

C. CAPITAL ACCOUNT OF ECONOMIC SERVICES - Contd.

(g). Capital Account of Transport - Concl'd.

5055 Capital Outlay on Road Transport - Concl'd.

800 Other Expenditure - Concl'd.

Total - 800. Other Expenditure

902 Deduct amount met from the Depreciation Reserve Fund

Total - 5055. Capital Outlay on Road Transport

5056 Capital Outlay on Inland and Water Transport

190 Investments in Public Sector and Other Undertakings

Central Inland Water Transport Corporation

Total - 190. Investments in Public Sector and Other Undertakings**Total - 5056. Capital Outlay on Inland and Water Transport****Total - (g). Capital Account of Transport**

(h) Capital Account of Communication

5275 Capital Outlay on other communication Services

800 Other Expenditure

Total-5275**Total(h) Capital Account of Communication**

(j) Capital Account of General Economic Services

5452 Capital Outlay on Tourism

61 Tourist Infrastructure

001 Direction and Administration

101 Tourist Centre

Development of

Sri Sri Keshab Charan Atta Bhatowakuchi Than

Total - 101. Tourist Centre

102 Tourist Accommodation

Construction

Extension of Office Building of the Directorate of Tourism, Assam, Guwahati

Integrated Development Infrastructure of Pilgrim/Tourist Centre, Kamakhya

Development of Internal Road Leading to Kaziranga National Park

Tourist Cottage of Kaziranga

Kaziranga

Water sport at Samaguri

Food Crafts Institute Building

Srimanta Sankardev Kalakhetra, Guwahati

Construction of Tourist Rest House

Construction of Yatrivas

Barpeta

Development of Tourist spot

Haflong

North Guwahati

NO. 13 - Contd.

Expenditure during the year (In thousand of Rs.)

Non-Plan	Plan	CSS including CS	Total	Expenditure to end of the year
...	1,86,95
...	-1,50,99
...	8,00,00	...	8,00,00	4,04,77,09
...	85,65
...	85,65
...	85,65
92,47,20	4,24,14,70	...	5,16,61,90	38,33,04,24
...	1,07
...	1,07
...	1,07
...	22,50
...	3,70,50
...	25,00	...	25,00	25,00
...	25,00	...	25,00	3,95,50
...	1
...	32,42
...	10,50
...	25,00
...	1,41
...	8,30
...	2,98
...	10,00
...	25,30
...	12,31
...	30,20
...	57,52
...	5,00

STATEMENT

Expenditure during the year (In thousand of Rs.)

Nature of Expenditure

C. CAPITAL ACCOUNT OF ECONOMIC SERVICES - Contd.

(j). Capital Account of General Economic Services - Contd.

5452 Capital Outlay on Tourism - Contd.

01 Tourist Infrastructure - Contd.

102 Tourist Accommodation - Contd.

Development of Tourist spot - Concl'd.

Kaziranga

Gopeswar Devalaya

Integrated Complex at Agaratoli Range

Existing Tourist facilities at Silchar

Tingkhong, Dibrugarh

Construction of Tourist Lodges

Titabar

Barkhula

Tinsukia

Haflong

Amreng

Damodhar Dham Satra, Nalbari

Bhalukpong

Orang

Renovation of Tourist Lodge/Picnic Cottage

Diphu/Haflong

Nagaon

Barpeta Road

Bhalukpong

Hajo

Jorhat

Silchar

Construction of Pilgrim Cottage

Biswanath Ghat

Kakapathar

Construction of Wayside facility

Sibsagar

Panitala

Dibrugarh

Kalain

Jakhlabandha

NO. 13 - Contd.

Expenditure during the year (In thousand of Rs.)

Non-Plan	Plan	CSS including CS	Total	Expenditure to end of the year
...	22,15
...	1,67
...	40,00
...	5,00
...	14,20
...	7,02
...	10,00
...	29,86
...	14,16
...	55,93
...	67	...	67	67
...	1,97
...	6,00
...	9,10
...	4,68
...	3,80
...	77,63
...	40,00
...	6,72
...	6,00
...	4,00
...	12,80
...	5,00
...	5,00
...	9,80
...	1,27
...	6,00

STATEMENT

Expenditure during the year (In thousand of Rs.)

Nature of Expenditure

C. CAPITAL ACCOUNT OF ECONOMIC SERVICES - Contd.

(j). Capital Account of General Economic Services - Contd.

5452 Capital Outlay on Tourism - Contd.

01 Tourist Infrastructure - Concltd.

102 Tourist Accommodation - Concltd.

Construction of Wayside facility - Contd.

Development of Picnic Spot/Pilgrim Centre

Khaspur

Chapanala

Development

Titabar

Tourist Infrastructure Projects

Vacational Park at Golaghat (Jamuna Park)

Riverside in front of Brahmaputra at Guwahati

Tourist facilities along Budhist Circuits ,Guwahati

Dighali pukhuri

Rhinoland Park, Jakhlabandha

Vacational Park at Golaghat ,Titabar

Tourist reception centre, Kaziranga

Economic Tourist at Lungsung

Majuli

Upgradation of Sound & light show at Talatal Ghar

Upgradation of Tourist lodge

Bhalukpong

Kaziranga

Tezpur

Sibsagar

Guwahati

Yatrinivas at Batadrawa

Total - 102. Tourist Accommodation

190 Investments in Public sector and other undertakings

Assam Tourism Development Corporation

Total - 190. Investments in Public sector and other undertakings

800 Other Expenditure

Total - 01. Tourist Infrastructure

80 General

104 Promotion and Publicity

NO. 13 - Contd.

Expenditure during the year (In thousand of Rs.)

Non-Plan	Plan	CSS including CS	Total	Expenditure to end of the year
...	12,00
...	10,48
...	18,52
...	15,00	...	15,00	15,00
...	34,38
...	60,00
...	7,10
...	53,72
...	8,85
...	30
...	17,04
...	50,00
...	7,50
...	10,13
...	10,00
...	5,58
...	15,00
...	29,87
...	20,00
...	15,67	...	15,67	10,06,85
...	46,00
...	46,00
...	11,39,64
...	40,67	...	40,67	26,10,49
...	63,28

STATEMENT

Expenditure during the year (In thousand of Rs.)

Nature of Expenditure

C.	CAPITAL ACCOUNT OF ECONOMIC SERVICES - Concl.
(j).	Capital Account of General Economic Services - Concl.
5452	Capital Outlay on Tourism - Concl.
80	General - Concl.
	Total - 80. General
	Total - 5452. Capital Outlay on Tourism
5465	Investment in general Financial and Trading Institutions
01	Investments in General Financial Institutions
190	Investments in Public sector and other undertakings Banks, etc.
	Share capital contribution to Regional Rural Banks
	Total - 190. Investments in Public sector and other undertakings Banks, etc.
	Total - 01. Investments in General Financial Institutions
02	Investment in Trading Institutions
190	Investments in Public sector and other undertakings
	The Associated Industries (Assam)Ltd
	The Assam State Film (Finance and Development)Corporation
	Total - 190. Investments in Public sector and other undertakings
	Total - 02. Investment in Trading Institutions
	Total - 5465. Investment in general Financial and Trading Institutions
5475	Capital Outlay on other General Economic Services
101	Lands Ceilings (other than agricultural land)
102	Civil Supplies
	Share Capital contribution to Primary Consumers Co-operatives
	Share Capital contribution to Consumers Co-operatives
	Share Capital contribution to Consumers Co-operative
	Total - 102. Civil Supplies
202	Compensation to land holders on abolition of zamindari System
800	Other Expenditure
902	Deduct amount met from Zamindari Abolition Fund
	Total - 5475. Capital Outlay on other General Economic Services
	Total - (j). Capital Account of General Economic Services
	Total - C. CAPITAL ACCOUNT OF ECONOMIC SERVICES
	GRAND TOTAL

NO. 13 - Concid.

Expenditure during the year (In thousand of Rs.)

Non-Plan	Plan	CSS including CS	Total	Expenditure to end of the year
...	63,28
...	40,67	...	40,67	26,73,77
...	8,40,11
...	8,40,11
...	8,40,11
...	23,19
...	4,64
...	27,83
...	27,83
...	8,67,94
...	8,02
...	60,93
...	1,10
...	58,87
...	1,20,90
...	2,95,53
...	88
...	-2,95,53
...	1,29,80
...	40,67	...	40,67	36,71,51
1,86,25,36	9,28,03,51	2,64,93,03	13,79,21,91	1,20,45,03,67
2,17,27,75	10,34,54,15	4,36,28,90	16,88,10,80	1,35,84,91,84

STATEMENT NO. 14
DETAILS OF INVESTMENTS OF GOVERNMENT IN STATUTORY CORPORATIONS, GOVERNMENT COMPANIES, OTHER JOINT STOCK COMPANIES, CO-OPERATIVE BANKS AND SOCIETIES, ETC. UPTO THE END OF 2007-2008

Sl. No.	Name of the Concern	Year(s) of Investment	Type	Number of shares and percentage of Government investment to the total paid up Capital	Face value of each share	Amount invested upto end of 2007-2008	Amount of dividend received and credited to Consolidated Fund during the year	Remarks
(1)	(2)	(3)	(4)	(5)	(6)	(7)	(8)	(9)
A) STATUTORY CORPORATIONS								
1.	Assam Financial Corporation, Guwahati	1954-55 to 1965-66	Equity shares	27,560 Paid (27.56 percent)	100 each	27,56	...	Accumulated loss is Rs.8628.56 lakh as on 31-3-2006
		1976-77 to 1995-96	(a)	(a)	(a)	2,47,41	...	
2.	Assam State Warehousing Corporation	1958-59 to 1978-79	Ordinary shares	33,750 (54.56 percent)	100 each	33,75	...	Accumulated loss is Rs. 429.66 lakh as on 31-3-2003.
		1979-80 to 1997-98	(a)	(a)	(a)	59,00	...	
		1999-2000	(a)	(a)	(a)	34,05	...	
		2003-04	(a)	(a)	(a)	10,00	...	
		2005-06	(a)	(a)	(a)	10,00	...	
3.	Assam State Transport Corporation	1971-72 to 1997-98	(a)	(a)	(a)	198,44,11	...	Accumulated loss is Rs. 42263.05 lakh as on 31-3-2004.
		1998-99 to 1999-2000	(a)	(a)	(a)	27,49,00	...	
		2000-2001	(a)	(a)	(a)	15,12,46	...	
		2001-2002	(a)	(a)	(a)	37,75,00	...	
		2003-2004	(a)	(a)	(a)	16,30,00	...	
		2004-2005	(a)	(a)	(a)	14,73,00	...	
		2005-2006	(a)	(a)	(a)	15,30,00	...	
		2007-2008	(a)	(a)	(a)	4,00,00	...	
4.	Assam State Electricity Board	2004-2005	Equity Share	1350,00,000	100	1350,00,00	...	Accumulated loss is Rs.325.45 lakh as on 31-3-2006.
Total -A : Statutory Corporations						16,83,45,34		

(a) Full particulars indicating number type & face value of shares have not been intimated (August 2008).

STATEMENT NO. 14. Contd.

Sl. No.	Name of the Concern	Year(s) of Investment	Type	Number of shares and percentage of Government investment to the total paid up Capital	Face value of each share	Amount invested upto end of 2007-2008	Amount of dividend received and credited to Consolidated Fund during the year	Remarks
(1)	(2)	(3)	(4)	(5)	(6)	(7)	(8)	(9)
(B) GOVERNMENT COMPANIES								
5.	Assam Spun Silk Mills, Limited	1959-60 to 1968-69 1978-79 to 1997-98 1999-2000	Equity shares (a) (a)	80,337 (100 percent) (a) (a)	100 each (a) (a)	80,48 ... 20,64,04 ... 19,60	Accumulated loss is Rs.353.61 lakh as on 31-3-1992.
6.	Assam Government Marketing Corporation Ltd.	1959-60 to 1975-76 1976-77 to 1991-92	Equity shares Ordinary shares Ordinary shares (a)	30,934 (100 percent) 34,450	100 (a) each 100 each 100 each (a)	30,93 ... 24,18 ... 34,57 ... 76,93	Accumulated loss is Rs. 60.90 lakh as on 31-3-1985
7.	Assam Tourism Development Corporation	1988-89 to 1991-92	(a)	(a)	(a)	46,00	Accumulated loss is Rs.48.35 lakh as on 31-3-2000.
8.	Assam Tanneries, Ltd.	1960-61	Equity shares	12,750 fully paid up (57.9 percent)	10 each	1,28	Accumulated loss is Rs3.79 lakh as on 31-3-1982.

(a) Full particulars indicating numbers, type & face value of shares have not been intimated (August 2008).

STATEMENT NO. 14. Contd.

Sl. No.	Name of the Concern	Year(s) of Investment	Type	Number of shares and percentage of Government investment to the total paid up Capital	Face value of each share	Amount invested upto end of 2007-2008	Amount of dividend received and credited to Consolidated Fund during the year	Remarks
(1)	(2)	(3)	(4)	(5)	(6)	(7)	(8)	(9)
(In thousand of Rupees)								
B. GOVERNMENT COMPANIES - Contd.								
9.	Assam Government Construction Corporation Ltd.	1963-64 to 1991-92	Equity Shares	5,000 (100 percent)	100 each	50,00	...	Accumulated loss is Rs.691.83 lakh as on 31-3-1998.
10.	Assam Gas Company Ltd.	1960-61 to 1994-95 to 1995-96	Equity shares	2,00,000 paid up	100 each	2,00,00	...	Accumulated profit is Rs.9147.90 lakh as on 31-3-2007.
			(a)	(a)	(a)	3,08,44		
			(a)	(a)	(a)	55,36		

(a) Full particulars indicating numbers, type & face value of shares have not been intimated (August 2008).

STATEMENT NO. 14. Contd.

Sl. No.	Name of the Concern	Year(s) of Investment	Type	Number of shares and percentage of Government investment to the total paid up Capital	Face value of each share	Amount invested upto end of 2007 -2008	Amount of dividend received and credited to Consolidated Fund during the year	Remarks
(1)	(2)	(3)	(4)	(5)	(6)	(7)	(8)	(9)
(In thousand of Rupees)								
B. GOVERNMENT COMPANIES - Contd.								
11.	Assam Small Industries Development Corporation Ltd.	1961-62 to 1978-79 to 1979-80 to 1995-96 to 99-2000	Equity Shares	1,11,514 (a) (a) (a)	100 each (a) (a) (a)	1,11,51 (a) 1,13,92 6,39,30 35,00	...	Accumulated loss is Rs.345.12 lakh as on 31-3-1993.
12.	Assam and Meghalaya Mineral Development Corporation Limited, Guwahati	1964-65 to 1973-74 to 1983-84 to 1991-92	Equity Shares	2281 (100 percent) (a) (a)	1000 each (a) (a)	22,81 (a) 12,55	...	Accumulated loss is Rs.8.73 lakh as on 31-3-1984.
13.	Assam Industrial Development Corporation, Guwahati	1964-65 to 1993-94 to 1994-95 to 1995-96 to 1996-97 to 2002-03	Equity Shares	5,00,000 (100 percent) (a) (a) (a) (a)	100 each (a) (a) (a) (a)	5,00,00 (a) 59,00 19,30,57 2,11,30 34,00	...	Accumulated loss is Rs.8925.54 lakh as on 31-3-2006.

(a) Full particulars indicating numbers, type & face value of shares have not been intimated (August 2008).

STATEMENT NO. 14. Contd.

Sl. No.	Name of the Concern	Year(s) of Investment	Type	Number of shares and percentage of Government investment to the total paid up Capital	Face value of each share	Amount invested upto end of 2007-2008	Amount of dividend received and credited to Consolidated Fund during the year	Remarks
(1)	(2)	(3)	(4)	(5)	(6)	(7)	(8)	(9)
B. GOVERNMENT COMPANIES - Contd.								
14.	Assam Agro Industries Development Corporation Limited, Guwahati	1966-67 to 1973-74 1974-75 to 1997-98 1999-2000	Equity Shares (a) (a) (a)	1,05,000 (10 percent) (a) (a)	100 each	1,10,00 323,04 17,75,00	...	Accumulated loss is Rs.2804.04 lakh as on 31-3-2004.
15.	Assam Seed Corporation Limited, Guwahati	1966-67 to 1991-92	Equity shares (a)	8,680 (86.80 percent) (a)	1000 each (a)	86,80 38,00	...	Accumulated loss is Rs.1076.97 lakh as on 31-3-2000.
16.	Assam Hills Small Industries Development Corporation Limited, Guwahati	1968-69 to 1976-77 1977-78 to 1991-92	Equity shares (a) (a)	18,330 (100 percent) (a) (a)	100 each (a) (a)	18,33 59,56 295,30	...	Accumulated loss is Rs.217.45 lakh as on 31-3-1989.

(a) Full particulars indicating numbers, type & face value of shares have not been intimated (August 2008).

STATEMENT NO. 14. Contd.

Sl. No.	Name of the Concern	Year(s) of Investment	Type	Number of shares and percentage of Government investment to the total paid up Capital	Face value of each share	Amount invested upto end of 2007-2008	Amount of dividend received and credited to Consolidated Fund during the year	Remarks
(1)	(2)	(3)	(4)	(5)	(6)	(7)	(8)	(9)
B. GOVERNMENT COMPANIES - Contd.								
17.	Assam Tea Corporation Limited, Guwahati	1971-72 to 1974-75	i) Equity shares ii) Preference shares	19,363 12,637	100 each 100 each	32,00	...	Accumulated loss is Rs.5360.66 lakh as on 31-3-1998.
		1975-76 to 1997-98	(a)	(a)	(a)	775,24		
18.	Assam State Film Finance and Development Corporation	1973-74	(a)	(a)	(a)	4,64	...	Accumulated loss is Rs. 12.64 lakh as on 31-3-1994.
19.	Assam State Text Book Production and Publication Corporation Limited, Guwahati	1973-74 1979-80	Equity Shares (a)	1,500 (a)	100 each (a)	15,00 8,00	Accumulated profit is Rs. 212.19 lakh as on 31-3-1991.
20.	Assam Plantation Crop Development Corporation Limited, Guwahati.	1976-77 to 1991-92	(a)	(a)	(a)	3,90,71	...	Accumulated loss is Rs.179.70 lakh as on 31-3-1988.

(a) Full particulars indicating numbers, type & face value of shares have not been intimated (August 2008).

STATEMENT NO. 14. Contd.

Sl. No.	Name of the Concern	Year(s) of Investment	Type	Number of shares and percentage of Government investment to the total paid up Capital	Face value of each share	Amount invested upto end of 2007-2008	Amount of dividend received and credited to Consolidated Fund during the year	Remarks
(1)	(2)	(3)	(4)	(5)	(6)	(7)	(8)	(9)
B. GOVERNMENT COMPANIES - Contd.								
21.	The Assam State Textile Corporation Limited	1979-80 to 1991-92	(a)	(a)	(a)	4,77,50	...	Accumulated loss is Rs. 4143.23 lakh as on 31st March 1997.
22.	Assam State Development Corporation for Schedule Caste Limited	1986-87 to 1997-98 1999-2000 2001-2002	(a) (a)	(a) (a)	(a) (a)	3,96,17 15,00 2,00	...	Accumulated loss is Rs. 598.22 lakh as on 31-3-1999.
23.	Assam State Development Corporation for Other Backward Classes Limited.	1986-87 to 1996-97 2003-04 2004-2005 2007-08	(a) (a) (a)	(a) (a) (a)	(a) (a) (a)	1,59,13 10,00 10,00 10,00	Accumulated loss is Rs.10.05 lakh as on 31-3-1991.
24.	Assam State Development Corporation for Scheduled Tribes	1993-94	(a)	(a)	(a)	9,00	...	The Corporation sustained a net loss of Rs. 92.67 lakh upto the year ending 31 st March 1985
25.	Assam Electronic Development Corporation Limited	1985-86 to 1996-97 1997-98 2000-2001 2001-2002 2002-2003 2003-2004 2004-2005	(a) (a) (a) (a) (a) (a)	(a) (a) (a) (a) (a) (a)	(a) (a) (a) (a) (a) (a)	793,21 35,00 29,50 60,00 65,00 20,00 19,59	Accumulated loss is Rs.509.65 lakh as on 31-3-1998.
26.	Assam State Fisheries Development Corporation Ltd.	1976-77 to 1995-96 1996-97	(a) (a)	(a) (a)	(a) (a)	1,00,18 4,76	Accumulated loss is Rs. 326.90 lakh as on 31st March 2000.

(a) Full particulars indicating numbers, type & face value of shares have not been intimated (August 2008).

STATEMENT NO. 14. Contd.

Sl. No.	Name of the Concern	Year(s) of Investment	Type	Number of shares and percentage of Government investment to the total paid up Capital	Face value of each share	Amount invested upto end of 2007-2008	Amount of dividend received and credited to consolidated Fund during the year	Remarks
(1)	(2)	(3)	(4)	(5)	(6)	(7)	(8)	(9)
B. GOVERNMENT COMPANIES - Concl'd.								
27.	Assam Mineral Development Corporation Limited.	1987-88 to 1996-97 1997-98	(a) (a)	(a) (a)	(a) (a)	4,63,11 04	...	Accumulated loss is Rs. 314.48 lakh as on 31-3-1999.
28.	Assam Plain Tribes Development Corporation	2005-06 2006-07 2007-08	(a) (a)	(a) (a)	(a) (a)	3,00 13,00 10,00	...	Accumulated loss is Rs.207.08 lakh as on 31-3-1998.
Total - B - Government Companies						1,32,98,58		
C. JOINT STOCK COMPANIES								
29.	Assam Saw Mills and Timber Co., Ltd.	1950-51	Ordinary Shares	1,66,666 fully paid up	3 each	5,00	...	The Company earned net profit of Rs. 5.35 lakh during the years ending 31st March 1978.
30.	Associated Industries (Assam) Ltd.	1961-62	Redeemable cumulative i) Preference shares (9.3 percent taxable) ii) Equity shares	15,000 (100 percent) 81,950 fully paid up (38.8 percent)	100 each	23,19	...	The results of working of the company for the year ending 31st March 1972 onwards have not been intimated by the department.
31.	Indian Carbon Ltd.	1961-62 to 1963-64	Redeemable cumulative preference shares (9.3 percent taxable)	10,000 (21.6 percent)	100 each	10,00	...	The results of working of the company for the year ending 30th June 1978 onwards have not been intimated by the department.

(a) Full particulars indicating numbers, type & face value of shares have not been intimated (August 2008).

STATEMENT NO. 14. Contd.

Sl. No.	Name of the Concern	Year(s) of Investment	Type	Number of shares and percentage of Government investment to the total paid up Capital	Face value of each share	Amount invested upto end of 2007 - 2008	Amount of dividend received and credited to Consolidated Fund during the year	Remarks
(1)	(2)	(3)	(4)	(5)	(6)	(7)	(8)	(9)
(In thousand of Rupees)								
C. JOINT STOCK COMPANIES- Contd.								
32.	Assam Hard Board Limited.	1961-62 to 1963-64	Preference shares (9.3 percent taxable)	5,000 (8 percent)	100 each	5,00	...	The accumulated loss upto 31st March 1975 was Rs.87.18 lakh. The results of working of the company for year ending 31st March 1976 onwards have not been intimated by the department.
33.	Assam Bone Mills Limited	1962-63 to 1963-64	Redeemable cumulative preference shares	250 (34 percent)	100 each	25	...	The Company earned a net profit of Rs.0.07 lakh during the year ending 31st March 1978. the results of working of the company for the year ending 31st March 1979 onwards have not been intimated by the department.
34.	Assam Chemical and Pharmaceutical Ltd., Guwahati	1961-62	Redeemable preference shares	500 (47 percent)	100 each	50	...	The Company earned net profit of Rs. 0.11 lakh during the year ending 31st March 1978. The results of working of the Company for the years ending 31st March 1979 onwards have not been intimated by the department.
35.	Everest Cycle Ltd., Guwahati	1965-66	Cumulative Preference Shares at 9.3 percent Redeemable after 10 years	5,000 (percentage of govt. investment not intimated by the department)	100 each	5,00	...	The results of working of the company for the period ending 30th June 1978 onwards have not been intimated

STATEMENT NO. 14. Contd.

Sl. No.	Name of the Concern	Year(s) of Investment	Type	Number of shares and percentage of Government investment to the total paid up Capital	Face value of each share	Amount invested upto end of 2007 – 2008	Amount of dividend received and credited to Consolidated Fund during the year	Remarks
(1)	(2)	(3)	(4)	(5)	(6)	(7)	(8)	(9)
C. JOINT STOCK COMPANIES- Contd.								
36.	Ashoka Paper Mills Ltd.	1970-71 to 1975-76 1976-77 to 1991-92	Equity shares (a)	9,89,000 (a) (a)	10 each (a) (a)	98,90 (a) (a) 1,02,39	Accumulated loss is Rs.4355.72 lakh as on 31-3-2007.
37.	Assam Tea Traders and Exporters (Private Ltd., Guwahati)	1970-71	Equity shares Preference Shares	250 100	100 each 100 each	 35	The results of the Corporation since 1970-71 have not been intimated.
38.	Central Road Transport Corporation Ltd.	1965-66 to 1991-92 2002-03 2006-07	Equity Shares (a) (a)	9,500 (7 percent) (a) (a)	100 each (a) (a)	9,50 (a) (a) 54,03,00 5,52,50	The Corporation is running at a loss. The cumulative loss at the end of 1975-76 was Rs. 259.47 lakh. The results of working of the corporation for the years 1976-77 onwards are awaited.
39.	Central Inland Water Transport Corporation	1973-74 to 1975-76 1976-77 to 1991-92	Equity shares (a)	1,500 (7 percent) (a)	1000 each (a)	15,00 (a) 70,65	The cumulative loss to end of 1975-76 was Rs. 15,98,22 lakh. The results of working of the Corporation for the years 1976-77 onwards are awaited.
40.	Inland Water Transport	1987-88 to 1991-92	(a)	(a)	(a)	1,11,39	...	The Corporation was incorporated in 1987. The results of working of the corporation for the years ending 31st March 1988 onwards are awaited.

(a) Full particulars indicating numbers, type & face value of shares have not been intimated (August 2008).

STATEMENT NO. 14. Contd.

Sl. No.	Name of the Concern	Year(s) of Investment	Type	Number of shares and percentage of Government investment to the total paid up Capital	Face value of each share	Amount invested upto end of 2007 – 2008	Amount of dividend received and credited to Consolidated Fund during the year	Remarks
(1)	(2)	(3)	(4)	(5)	(6)	(7)	(8)	(9)
C. JOINT STOCK COMPANIES- Concl.								
41.	Indian Refineries Ltd.	1959-60 to 1991-92 1996-97	(a) (a)	(a) (a)	(a) (a)	1,00,25 10,26,63	Of Rs. 1,00,24,990, Rs. 52,64,873 represent the cost of land acquired by the Government of Assam for the Indian Refineries Limited. The Government of India has agreed to convert the value of land acquired for the purpose into "Equity Shares" of Rs. 1,000 each as investment of the Government of Assam in the Indian Refineries Limited after receipt and examination of valuation reports.
42.	Numaligarh Refinery Ltd.	1999-2000	(a)	(a)	(a)	30,00		
43.	National Projects Construction Corporation Ltd., Guwahati	1959-60 to 1991-92	Equity Shares	1000 fully paid up (7.5 percent)	1000 each	10,00	...	The cumulative loss upto end of 1974-75 was Rs. 2.31 lakh information for 1975-76 onwards are awaited.
TOTAL - C - JOINT STOCK COMPANIES						<u>77,59,50</u>		

(a) Full particulars indicating numbers, type & face value of shares have not been intimated (August 2008).

STATEMENT NO. 14. Contd.

Sl. No.	Name of the Concern	Year(s) of Investment	Type	Number of shares and percentage of Government investment to the total paid up Capital	Face value of each share	Amount invested upto end of 2007 – 2008	Amount of dividend received and credited to Consolidated Fund during the year	Remarks
(1)	(2)	(3)	(4)	(5)	(6)	(7)	(8)	(9)
D. CO-OPERATIVE BANKS, SOCIETIES ETC.								
44.	Credit Co-operatives (921)	Upto 1977-78	Ordinary Shares	39,000	10 each			
			Shares	2,500	20 each			
			Redeemable Shares	44,000	50 each			
				25,500	100 each	76,10	...	
				1,42,000	10 each			
				1,000	100 each			(b)
				900	1000 each			
		1977-78 to 1997-98	(a)	(a)	(a)	938,68	...	
		1999-2000	(a)	(a)	(a)	6,21	...	
		2003-2004	(a)	(a)	(a)	50,00	...	
			(a)	(a)	(a)		...	
45.	Housing Co-operatives	1977-78 to 1997-98	(a)	(a)	(a)	6,30,14	...	
		2003-2004	(a)	(a)	(a)	10,00	...	(b)
46.	Labour Co-operatives (6)	Upto 1991-92	Ordinary Shares	1,200	10 each	12	...	
			(a)	(a)	(a)	1,11,52	...	(b)
			(a)	(a)	(a)		...	
47.	Farming Co-operatives (162)	Upto 1977-78	Redeemable Shares	43,021	10 each	4,30	...	
		1978-79 to 1997-98	(a)	(a)	(a)	60,19	...	(b)
			(a)	(a)	(a)		...	
48.	Warehousing and Marketing Co-operatives (293)	1977-78 to 1997-98	Ordinary shares	20,000	5 each	63,07		
			shares	93,000	20 each			
			Redeemable Shares	10	1000 each		...	
		1977-78 to 1997-98	(a)	(a)	(a)		...	
			(a)	(a)	(a)		...	
		2007-08	(a)	(a)	(a)	60,00	...	(b)

(a) Full particulars indicating numbers, type & face value of shares have not been intimated (August 2008).

(b) The result of working of Bank/Mills/Societies for the years ended 30th June, 1972 onwards have not been intimated (August 2008).

STATEMENT NO. 14. Contd.

Sl. No.	Name of the Concern	Year(s) of Investment	Type	Number of shares and percentage of Government investment to the total paid up Capital	Face value of each share	Amount invested upto end of 2007-2008	Amount of dividend received and credited to Consolidated Fund during the year	Remarks
(1)	(2)	(3)	(4)	(5)	(6)	(7)	(8)	(9)
(In thousand of Rupees)								
D. CO-OPERATIVE BANKS, SOCIETIES ETC.- Contd.								
49.	Processing Co-operatives (16)	Upto 1977-78 to 1994-95	Ordinary Shares	4,000	10 each	40	...	(b)
		1995-96	(a)	(a)	(a)	13,96,29	...	
		2002-03	(a)	(a)	(a)	95	...	
		2005-06	(a)	(a)	(a)	1,31,30	...	
		2006-07	(a)	(a)	(a)	25	...	
50.	Diary Co-operatives	1979-80 to 1997-98	(a)	(a)	(a)	25,51	...	(b)
		1998-99	(a)	(a)	(a)	8,00	...	
		2000-01	(a)	(a)	(a)	32	...	
51.	Fishermens Co-operatives	Upto 1977-78 to 1997-98	Redeemable Shares	1,200	50 each	60	...	(b)
		2005-06	(a)	(a)	(a)	3,40	...	
			(a)					
52.	Co-operative Sugar Mills	Upto 1975-76 to 1997-98	Preference Shares	73,500	50 each	38,75	...	(b)
		2005-06	(a)	(a)	(a)	4,45,32	...	
		2006-07	(a)	(a)	(a)	19,44	...	
		2007-08	(a)	(a)	(a)	22,00	...	
			(a)	(a)	(a)	5,98	...	
53.	Co-operative Spinning Mills	1979-80 to 1991-92	(a)	(a)	(a)	1,45,50	...	(b)
54.	Industrial Co-operatives	Upto 1977-78 to 1994-95	Ordinary Shares Redeemable Shares	2,14,950	20 each 100 each	52,99	...	(b)
		1994-95	(a)	(a)	(a)	9,92,75	...	
			(a)					
55.	Consumer's Co-operatives	Upto 1977-78 to 1997-98	Redeemable Shares	89,700	10 each 20 each 100 each	10,38	...	(b)
		1998-99 to 2000	(a)	(a)	(a)	375,43	...	
		2003-2004	(a)	(a)	(a)	1,98	...	
			(a)	(a)	(a)	5,82	...	

(a) Full particulars indicating numbers, type & face value of shares have not been intimated (August 2008).

(b) The result of working of Bank/Mills/Societies for the years ended 30th June, 1972 onwards have not been intimated (August 2008).

STATEMENT NO. 14. Concl'd.

Sl. No.	Name of the Concern	Year(s) of Investment	Type	Number of shares and percentage of Government investment to the total paid up Capital	Face value of each share	Amount invested upto end of 2007 – 2008	Amount of dividend received and credited to Consolidated Fund during the year	Remarks
(1)	(2)	(3)	(4)	(5)	(6)	(7)	(8)	(9)
D. CO-OPERATIVE BANKS, SOCIETIES ETC.- Concl'd.								
56.	Other Co-operatives (39)	Upto 1977-78 1977-78 to 1997-98 2002-03 2003-04 2006-07	Ordinary Shares	2200 2510 (a) (a) (a) (a)	10 each 50 each (a) (a) (a) (a)	1,48 8,00,22 96,00 23,99 16,70		(b)
57.	Assam Central Co-operative Land Mortgage Bank	Upto 1997-98	(a)	(a)	(a)	182,87		
58.	Poultry Co-operative	Upto 1995-96	(a)	(a)	(a)	549		(b)
59.	Rural Co-operative	Upto 1997-98 2003- 2004 2006-07	(a) (a) (a)	(a) (a) (a)	(a) (a) (a)	13,39,83 12,87 6,90		(b)
60.	Assam State Co-operative Marketing & Dev. Consumers Federation (STATEFED) Ltd.	2005-06	(a)	(a)	(a)	6,36		
61.	Regional Rural Bank.	2006-07	(a)	(a)	(a)	8,40,10		
Total-D - Co-operative Banks, Societies etc.						95,28,84		
Total (A) (B) (C) & (D)						19,89,32,26	23,99,65	(c)

(a) Full particulars indicating numbers, type & face value of shares have not been intimated (August 2008).
 (b) result of working of Bank/Mills/Societies for the years ended 30th June, 1972 onwards have not been intimated (August 2008). (c) The detailed break-up of the dividend credited to Government account has not been intimated & as such could not be shown against any particular concern.

STATEMENT NO. 15

**SHOWING THE CAPITAL AND OTHER EXPENDITURE
(OTHER THAN ON REVENUE ACCOUNT) TO THE END OF 2007-2008
AND THE PRINCIPAL SOURCES FROM WHICH FUNDS WERE PROVIDED
FOR THAT EXPENDITURE**

Heads	On 1st April 2007	During the year	On 31st March 2008
(In crore of rupees)			
Capital and Other Expenditure			
(i) Capital Expenditure			
A. CAPITAL ACCOUNT OF GENERAL SERVICES	2,61.50	43.28	3,04.78
B. CAPITAL ACCOUNT OF SOCIAL SERVICES			
(a) Capital A/C of Education, Sports, Art and Culture	1,23.97	1.18	1,25.15
(b) Capital A/C of Health and Family Welfare	3,01.08	3.86	3,04.94
(c) Capital A/C of Water Supply, Sanitation, Housing and Urban Development	5,26.25	2,59.95	7,86.20
(e) Capital A/C of Welfare of Scheduled Castes, Scheduled Tribes and other Backward Classes	9.50	.62	10.12
(g) Capital A/C of Social Welfare and Nutrition	3.06	...	3.06
(h) Capital A/C of Other Social Services	5.63	...	5.63
Total-B. CAPITAL ACCOUNT OF SOCIAL SERVICES	9,69.49	2,65.61	12,35.10
C. CAPITAL ACCOUNT OF ECONOMIC SERVICES			
(a) Capital Account of Agriculture and Allied Activities	1,79.62*	1.43	1,81.05
(b) Capital Account of Rural Development	.1919
(c) Capital Account of Special Areas Programme	17,23.75	2,27.62	19,51.37
(d) Capital Account of Irrigation and Flood Control	30,04.25	1,96.23	32,00.48
(e) Capital Account of Energy	19,76.70	4,19.31	23,96.01
(f) Capital Account of Industry and Minerals	4,28.56	17.60	4,46.16

*O.B. differs from the last year's C.B. due to rounding.

STATEMENT NO. 15- Contd.

**SHOWING THE CAPITAL AND OTHER EXPENDITURE
(OTHER THAN ON REVENUE ACCOUNT) TO THE END OF 2007-2008
AND THE PRINCIPAL SOURCES FROM WHICH FUNDS WERE PROVIDED
FOR THAT EXPENDITURE**

Heads	On 1st April 2007	During the year	On 31st March 2008
(In crore of rupees)			
C. CAPITAL ACCOUNT OF ECONOMIC SERVICES- Concl'd.			
(g) Capital Account of Transport	33,17.93	5,16.62	38,34.55
(h) Capital Account of Communication	.0101
(j) Capital Account of General Economic Services	39.26*	.41	39.67
Total-C. CAPITAL ACCOUNT OF ECONOMIC SERVICES	1,06,70.27*	13,79.22	1,20,49.49
Total: (i) Capital Expenditure	1,19,01.26*	16,88.11	1,35,89.37
(ii) LOANS AND ADVANCES			
1. Loans for Social Services			
(a) Education, Sports, Art and Culture	.5353
(b) Health and Family Welfare	.4040
(c) Water Supply, Sanitation, Housing and Urban Development	2,14.62*	24.95	2,39.57
(e) Welfare of Scheduled Castes, Scheduled Tribes and other Backward Classes	8.79	.50	9.29
(g) Social Welfare (Nutrition)	19.76	...	19.76
Total-1. Loans for Social Services	2,44.10*	25.45	2,69.55
2. Loans for Economic Services			
(a) Agriculture and allied activities	1,13.89	-15	1,13.74
(b) Rural Development	.7676
(c) Special Areas Programmes	.0808
(d) Irrigation	12.07	...	12.07

*O.B. differs from the last year's C.B. due to rounding.

STATEMENT NO. 15- Contd.
SHOWING THE CAPITAL AND OTHER EXPENDITURE
(OTHER THAN ON REVENUE ACCOUNT) TO THE END OF 2007-2008
AND THE PRINCIPAL SOURCES FROM WHICH FUNDS WERE PROVIDED
FOR THAT EXPENDITURE

Heads	On 1st April 2007	During the year	On 31st March 2008
(In crore of rupees)			
(ii) LOANS AND ADVANCES- Concl'd.			
2 . Loans for Economic Services-Contd.			
(e) Energy	20,22.06	96.51	21,18.57
(f) Industry and Minerals	1,78.04	12.18	1,90.22
(i) General Economic Services	1.87	...	1.87
Total-2 . Loans for Economic Services	23,28.77	1,08.54	24,37.31
3 . Loans to Government Servants etc.	1,46.89	-31.44	1,15.45
Total-3 . Loans to Government Servants etc.	1,46.89	-31.44	1,15.45
4 . Loans for Miscellaneous purposes etc.	1.53*	...	1.53
Total-4 . Loans for Miscellaneous purposes etc.	1.53*	...	1.53
Total-(ii) LOANS AND ADVANCES	27,21.29	1,02.55	28,23.84
(iv) Appropriation to Contingency Fund			
H. TRANSFER TO CONTINGENCY FUND	49.25	...	49.25
Total Capital & Other Expenditure:	1,46,71.80*	17,90.66	1,64,62.46
Deduct Contribution from Development Funds, Reserve Fund , Contingency Fund & Contribution from Misc. Capital Receipts for Capital and other Expenditure	4.47	...	4.47
Net-Capital and Other Expenditure	1,46,67.33*	17,90.66	1,64,57.99

*O.B.differs from the last year's C.B.due to rounding.


STATEMENT NO. 15- Concl'd.
SHOWING THE CAPITAL AND OTHER EXPENDITURE
(OTHER THAN ON REVENUE ACCOUNT) TO THE END OF 2007-2008
AND THE PRINCIPAL SOURCES FROM WHICH FUNDS WERE PROVIDED
FOR THAT EXPENDITURE

Heads	On 1st April 2007	During the year	On 31st March 2008
	(In crore of rupees)		
Principal Sources of Funds			
Revenue Surplus	2007-2008	25,80.76	
Debt			
Internal Debt of the State Government	1,24,02.53	6,30.01	1,30,32.54
Loans and Advances from the Central Government	27,75.31	-66.86	27,08.45
Small Savings, Provident Funds, etc.	36,14.78	3,17.96	39,32.74
Total-debt	1,87,92.62	8,81.11	1,96,73.73
Other Receipts			
Contingency Fund	50.00	...	50.00
J.Reserve Fund	11,26.47	3,65.38	14,91.85
Deposits and Advances	-3,74.70	-5,61.70	-9,36.40
Suspense & Miscellaneous	-13,68.66	-45.99	-14,14.65
Remittances	-3,95.10	33.78	-3,61.32
Total Other Receipts	-9,61.99	-2,08.53	-11,70.52
Total Debt & Other Receipts	1,78,30.63	6,72.58	1,85,03.21
Deduct- Cash Balance	-5,56.65	-6,38.35	-11,95.00
Deduct- Investments	38,83.58	21,01.03	59,84.61
Net-Provision of Funds	1,45,03.70	-7,90.10	1,37,13.60

(a) The difference of Rs. 25,80.76 crore between the "Net Provision of Funds" and the "Net Capital and other Expenditure" during the year 2007-2008 is explained below:-

Revenue Surplus:- 25,80.76

(b) There is also difference of Rs. 27,44.39 crore between the "Net Provision of Funds" and the "Net Capital and other Expenditure" upto the end of the year which represents cumulative Revenue Surplus/deficit and amount closed to Government Account.



PART II - DETAILED ACCOUNTS AND OTHER STATEMENTS

**B. - DEBT, CONTINGENCY FUND AND
PUBLIC ACCOUNT**

STATEMENT NO. 16- DETAILED STATEMENT OF RECEIPTS, DISBURSEMENTS AND

Head of Account (1)	Opening Balance as on 1st April 2007 (2) (In thousand of Rupees)
Part I- Consolidated Fund	
I Receipts Heads (Revenue Account)(A)(Statement No. 11)	...
II Expenditure Heads (Revenue Account)(A)(Statement No. 12)	...
III Expenditure Heads (Capital Account)(A)(Statement No. 13)	...
E. PUBLIC DEBT	
6003 Internal Debt of the State Government	Cr. 1,24,02,53,25
6004 Loans and Advances from the Central Government	Cr. 27,75,31,09
Total - E. PUBLIC DEBT	Cr. 1,51,77,84,34
F. LOANS AND ADVANCES	
6202 Loans for Education, Sports, Art and Culture	Dr. 53,18
6210 Loans for Medical and Public Health	Dr. 40,38*
6215 Loans for Water Supply and Sanitation	Dr. 28,50,02
6216 Loans for Housing	Dr. 20,79,93
6217 Loans for Urban Development	Dr. 1,65,32,16
6225 Loans for Welfare of Scheduled Castes, Scheduled Tribes and other Backward Classes	Dr. 8,78,69
6235 Loans for Social Security and Welfare	Dr. 16,31,37
6245 Loans for Relief on account of Natural Calamities	Dr. 3,44,51
6401 Loans for Crop Husbandry	Dr. 34,35,15
6402 Loans for Soil and Water Conservation	Dr. 1,19,89
6403 Loans for Animal Husbandry	Dr. 41,84
6404 Loans for Dairy Development	Dr. 9,57,73
6405 Loans for Fisheries	Dr. 1,64,33
6406 Loans for Forestry and Wild Life	Dr. 9,97
6407 Loans for Plantations	Dr. 50,00
6408 Loans for Food Storage and Warehousing	Dr. 14,27,18*
6416 Loans for Agricultural Financial Institutions	Dr. 1,67,33
6425 Loans for Co-operation	Dr. 50,15,85*
6506 Loans for Land Reforms	Dr. 29,79
6515 Loans for other Rural Development Programmes	Dr. 46,41
6552 Loans for North Eastern Areas	Dr. 7,50
6702 Loans for Minor Irrigation	Dr. 12,06,72
6801 Loans for Power Projects	Dr. 20,22,05,75
6851 Loans for Village and Small Industries	Dr. 53,59,86
6854 Loans for Cement and Non-Metallic Mineral Industries	Dr. 55,00
6857 Loans for Chemical Pharmaceutical Industries	Dr. 8,41,30
6858 Loans for Engineering Industries	Dr. 4,88,30
6859 Loans for Telecommunication and Electronic Industries	Dr. 1,00
6860 Loans for Consumer Industries	Dr. 1,04,92,08
6885 Loans for other Industries and Minerals	Dr. 5,66,91
7475 Loans for other General Economic Services	Dr. 1,87,15
7610 Loans to Government Servants, etc.	Dr. 1,46,88,98*
7615 Miscellaneous Loans	Dr. 1,52,65
Total - F. LOANS AND ADVANCES	Dr. 27,21,28,91

*O.B. differs from the last year's C.B. due to rounding.

**BALANCES UNDER HEADS OF ACCOUNTS RELATING TO DEBT,
DEPOSIT, CONTINGENCY FUND AND PUBLIC ACCOUNT**

Receipts	Disbursements	Closing Balance on 31st March 2008
(3)	(4)	(5)
(In thousand of Rupees)		
1,53,24,92,42
...	1,27,44,16,31	...
...	16,88,10,80	...
11,99,07,61	5,69,06,11	Cr. 1,30,32,54,75
-60,78,11(a)	6,08,37	Cr. 27,08,44,61
11,38,29,50	5,75,14,48	Cr. 1,57,40,99,36
...	...	Dr. 53,18
...	...	Dr. 40,38
...	...	Dr. 28,50,02
...	35,40	Dr. 21,15,33
...	24,59,60	Dr. 1,89,91,76
...	49,98	Dr. 9,28,67
...	...	Dr. 16,31,37
...	...	Dr. 3,44,51
...	...	Dr. 34,35,15
...	...	Dr. 1,19,89
...	...	Dr. 41,84
...	...	Dr. 9,57,73
...	...	Dr. 1,64,33
...	...	Dr. 9,97
...	...	Dr. 50,00
...	...	Dr. 14,27,18
...	...	Dr. 1,67,33
14,55	-1	Dr. 50,01,29
...	...	Dr. 29,79
...	...	Dr. 46,41
...	...	Dr. 7,50
...	...	Dr. 12,06,72
5,84,69	1,02,36,00	Dr. 21,18,57,06
2,86	1,74,62	Dr. 55,31,62
...	...	Dr. 55,00
...	...	Dr. 8,41,30
...	...	Dr. 4,88,30
...	...	Dr. 1,00
...	10,45,96	Dr. 1,15,38,04
...	...	Dr. 5,66,91
...	...	Dr. 1,87,15
34,30,90	2,87,37	Dr. 1,15,45,45
...	...	Dr. 1,52,65
40,33,00	1,42,88,92	Dr. 28,23,84,83

(a) Minus balance is due to Debt Waiver Scheme granted by the Govt. of India

Head of Account	(1)	STATEMENT Opening Balance as on 1st April 2007 (2) (In thousand of Rupees)
Part I- Consolidated Fund-Concltd.		
H. TRANSFER TO CONTINGENCY FUND		
7999 Appropriation to the Contingency Fund		...
Total - H. TRANSFER TO CONTINGENCY FUND		<u>Cr. ...</u>
Total - Part I-Cosolidated Fund		<u>...</u>
Part II- Contingency Fund		
CONTINGENCY FUND		
8000 Contingency Fund		
201 Apprriation from the Consolidated Fund		Cr. 50,00,00
Total- CONTINGENCY FUND		<u>Cr. 50,00,00</u>
Part III- Public Account		
I. SMALL SAVINGS, PROVIDENT FUNDS, ETC.		
(b) Provident Funds		
8009 State Provident Funds		Cr. 34,28,43,57
Total -(b)Provident Funds		<u>Cr. 34,28,43,57</u>
(c) Other Accounts		
8010 Trusts and Endowments		Cr. 69
8011 Insurance and Pension Funds		Cr. 1,86,34,19
Total -(c)Other Accounts		<u>Cr. 1,86,34,88</u>
Total - I. SMALL SAVINGS, PROVIDENT FUNDS, ETC.		<u>Cr. 36,14,78,45</u>
J. RESERVE FUND		
(b) Reserve Funds not bearing Interest		
8222 Sinking Funds		
01 Appropriation for reduction or avoidance of Debt		
101 Sinking Funds		Cr. 6,36,74,68*
02 Sinking Fund Investment Account		
101 Sinking Fund-Investment Account		Dr. 6,29,51,41
Total - 8222 Sinking Funds		<u>Cr. 7,23,27*</u>
Gross		<u>Cr. 6,36,74,68*</u>
Investment		<u>Dr. 6,29,51,41</u>
8225 Roads and Bridges Fund		
02 State Roads and Bridges Fund		
101 State Road and Bridges Fund		Cr. 1,22,63
Total - 8225 Roads and Bridges Fund		<u>Cr. 1,22,63</u>
8226 Depreciation /Renewal Reserve Fund		
101 Depreciation Reserve Funds of Govt. Commercial Department/Undertakings		Cr. 1,97
102 Depreciation Reserve Funds of Govt. Non-Commercial Departments		Cr. 9,87
Total - 8226 Depreciation /Renewal Reserve Fund		<u>Cr. 11,84</u>
8229 Development and Welfare Funds		
101 Development Funds for Educational Purposes		Cr. 1,70
103 Development Funds for Agricultural Purposes		Cr. 6,00
104 Development Funds for Animal Husbandry Purposes		Cr. 25
200 Other Development and Welfare Fund		Cr. 2,94,72
Fund Account		<u>Cr. 3,36,49</u>

*O.B. differs from the last year's C.B. due to rounding.

NO. 16 - Contd.

Receipts (3)	Disbursements (4)	Closing Balance on 31st March 2008 (5)
(In thousand of Rupees)		
...
...	...	Cr. ...
1,65,03,54,92	1,51,50,30,51	
...	...	Cr. 50,00,00
...	...	Cr. 50,00,00
5,87,93,94	2,62,47,96	Cr. 37,53,89,55
5,87,93,94	2,62,47,96	Cr. 37,53,89,55
...	...	Cr. 69
20,34,68	27,85,47	Cr. 1,78,83,40
20,34,68	27,85,47	Cr. 1,78,84,09
6,08,28,62	2,90,33,43	Cr. 39,32,73,64
2,04,00,00	...	Cr. 8,40,74,68
...	2,04,00,00	Dr. 8,33,51,41
2,04,00,00	2,04,00,00	Cr. 7,23,27
2,04,00,00	...	Cr. 8,40,74,68
...	2,04,00,00	Dr. 8,33,51,41
...	...	Cr. 1,22,63
...	...	Cr. 1,22,63
...	...	Cr. 1,97
...	...	Cr. 9,87
...	...	Cr. 11,84
...	...	Cr. 1,70
...	...	Cr. 6,00
...	...	Cr. 25
...	...	Cr. 2,94,72
...	...	Cr. 3,36,49

Head of Account	(1)	STATEMENT Opening Balance as on 1st April 2007 (2) (In thousand of Rupees)
Part III- Public Account-Contd.		
J. RESERVE FUND- Concl.		
(b) Reserve Funds not bearing Interest- Concl.		
8229 Development and Welfare Funds- Concl.		
Investment Account		Dr. 41.77
Total - 8229 Development and Welfare Funds		<u>Cr. 3,02.67</u>
Gross		Cr. 3,44.44
Investment		<u>Dr. 41.77</u>
8235 General and Other Reserve Funds		
101 General Reserve Funds of Government Commercial Departments/Undertakings		Dr. 26.83
102 Zamindari Abolition Fund		Cr. 2,04.02
103 Religious and Charitable Endowment Funds		Cr. ...
111 Calamity Relief Fund		Cr. 4,82,62.43
200 Other Funds		Cr. 53.51
Total - 8235 General and Other Reserve Funds		<u>Cr. 4,84,93.13</u>
Total -(b)Reserve Funds not bearing Interest		<u>Cr. 4,96,53.54</u>
Total - J. RESERVE FUND		<u>Cr. 11,26,46.73</u> <u>Dr. 6,29,93.18</u>
K. DEPOSIT AND ADVANCES		
(a) Deposits bearing Interest		
8336 Civil Deposits		
101 Security Deposits		Cr. 31,85
800 Other Deposits		Cr. 42,79
Total - 8336 Civil Deposits		<u>Cr. 74,64</u>
8338 Deposits of Local Funds		
101 Deposits of Municipal Corporations		Cr. 1,07
Total - 8338 Deposits of Local Funds		<u>Cr. 1,07</u>
8342 Other Deposits		
103 Deposits of Government Companies, Corporations etc.		Cr. 40,00
Total - 8342 Other Deposits		<u>Cr. 40,00</u>
Total -(a)Deposits bearing Interest		<u>Cr. 1,15,71</u>
(b) Deposits not bearing Interest		
8443 Civil Deposits		
101 Revenue Deposits		Dr. 65,05,34
102 Customs and opium Deposits		Dr. 12,18
103 Security Deposit		Cr. 18,67,16
104 Civil Court Deposit		Cr. 1,23,78,15
105 Criminal Court Deposit		Cr. 1,89,79,15
106 Personal Deposits		Dr. 1,66,96,03
107 Trust Interest Funds		Cr. 48,65
108 PWD Deposit		Cr. 1,05,05,82
109 Forest Deposits		Cr. 62,02,46
110 Deposits of Police Funds		Cr. 15,97*
111 Other Departmental Deposits		Cr. 17,35,49*

*O.B. differs from the last year's C.B. due to rounding.

NO. 16 - Contd.

Receipts (3)	Disbursements (4)	Closing Balance on 31st March 2008 (5)
(In thousand of Rupees)		
...	...	Dr. 41,77
...	...	Cr. 3,02,67
...	...	Cr. 3,44,44
...	...	Dr. 41,77
45,47	2,00	Cr. 16,64
...	...	Cr. 2,04,02
1	...	Cr. 1
3,01,01,11(a)	1,40,06,20	Cr. 6,43,57,34
...	...	Cr. 53,51
3,01,46,59	1,40,08,20	Cr. 6,46,31,52
5,05,46,59	3,44,08,20	Cr. 6,57,91,93
5,05,46,59	1,40,08,20	Cr. 14,91,85,12
	2,04,00,00	Dr. 8,33,93,18
...	...	Cr. 31,85
...	...	Cr. 42,79
...	...	Cr. 74,64
...	...	Cr. 1,07
...	...	Cr. 1,07
...	...	Cr. 40,00
...	...	Cr. 40,00
...	...	Cr. 1,15,71
1,97,62,24	93,11,40	Cr. 39,45,50
49,38	13	Cr. 37,07
-3,83,84	23,86	Cr. 14,59,46
-36,07,26	1,16,82	Cr. 86,54,07
-69,34,57	6,57	Cr. 1,20,38,01
1,27,53,44	3,25,29	Dr. 42,67,88(b)
17	...	Cr. 48,82
3,82,56,53	3,45,97,96	Cr. 1,41,64,39
1,46,25	61,50	Cr. 62,87,21
6	...	Cr. 16,03
98,64	3,87,26	Cr. 14,46,87

(a) Rs. 3,00,86,00 transferred from M.H. 2245-05-101 and the balance amount of Rs. 15,11 being refund money and sale proceeds of gunny bags.

(b) Adverse balance is under scrutiny.

Head of Account	STATEMENT	
(1)	Opening Balance as on 1st April 2007	
(1)	(2)	
	(In thousand of Rupees)	
Part III- Public Account-Contd.		
K. DEPOSIT AND ADVANCES- Concl.		
(b) Deposits not bearing Interest- Concl.		
8443 Civil Deposits- Concl.		
112 Deposits for purchase etc.in India	Dr.	1,31,85
113 Deposits for purchase etc, abroad	Dr.	4,82
115 Deposits received by Govt.Commercial Undertakings	Cr.	1,45,31,09
116 Deposits under various Central and State Acts	Cr.	3,82
117 Deposits for work done for Public bodies or private individuals	Cr.	30,58,22
118 Deposits of fees received by Govt. servants for work done for private bodies	Cr.	47,23
120 Deposits of Autonomous District and Regional Funds (Assam,Meghalaya and Mizoram)	Cr.	1,37,92,76
121 Deposits in Connection with Elections	Cr.	57,92,87
123 Deposits of Educational Institutions	Cr.	12,85,67
124 Unclaimed Deposits in the G.P.Fund	Cr.	2,83,42
127 Deposits of Local Bodies for meeting claims of contractors/employees' pensioners etc. who have migrated to Pakistan.	Dr.	21,45
129 Deposits on a/c of cost price of Liquor,Ganja and Bhang	Cr.	6,09
130 Provident Societies Liquidation Account	Cr.	2
800 Other Deposit	Dr.	1,21,10,37
Total - 8443 Civil Deposits	Cr.	5,50,52,00
8448 Deposits of Local Funds		
101 District Funds	Dr.	6,69
102 Municipal Funds	Cr.	13*
106 Funds of the ICAR	Cr.	19,55
109 Panchayat Bodies Funds	Cr.	10,25*
110 Education Funds	Cr.	22,36
111 Medical and Charitable Funds	Cr.	2,12
120 Other Funds	Cr.	9,72,21
Total - 8448 Deposits of Local Funds	Cr.	10,19,93
8449 Other Deposits		
103 Subventions from Central Road Fund	Cr.	1,91,05
120 Miscellaneous Deposits	Cr.	27,89
800 Other Deposits	Cr.	26
Total - 8449 Other Deposits	Cr.	2,19,20
Total -(b)Deposits not bearing Interest	Cr.	5,62,91,13
(c) Advances		
8550 Civil Advances		
101 Forest Advances	Dr.	99,93*
102 Revenue Advances	Dr.	1,46,87
103 Other Departmental Advances	Dr.	5,30,01,27
104 Other Advances	Dr.	4,06,28,45*
Total - 8550 Civil Advances	Dr.	9,38,76,52
Total -(c)Advances	Dr.	9,38,76,52
Total - K. DEPOSIT AND ADVANCES	Dr.	3,74,69,68

*O.B. differs from the last year's C.B. due to rounding.

NO. 16 - Contd.

Receipts (3)	Disbursements (4)	Closing Balance on 31st March 2008 (5)
(In thousand of Rupees)		
1,37,52	...	Cr. 5,67
5,00	...	Cr. 18
-1,25,30,00(a)	...	Cr. 20,01,09
2,75	15	Cr. 6,42
75,65	8,56,78	Cr. 22,77,09
-34,99(a)	...	Cr. 12,24
15,26,01,30	15,17,39,94	Cr. 1,46,54,12
-46,75,67(a)	2	Cr. 11,17,18
-9,00,00(a)	...	Cr. 3,85,67
-1,50,00(a)	...	Cr. 1,33,42
23,00	...	Cr. 1,55
...	...	Cr. 6,09
...	...	Cr. 2
2,01,89,06	33,04,93	Cr. 47,73,76
21,48,84,66	20,07,32,61	Cr. 6,92,04,05
7,53	...	Cr. 84
12	...	Cr. 25
-2,50(a)	...	Cr. 17,05
...	...	Cr. 10,25
-5,00(a)	...	Cr. 17,36
...	...	Cr. 2,12
3,20	...	Cr. 9,75,41
3,35	...	Cr. 10,23,28
...	...	Cr. 1,91,05
...	...	Cr. 27,89
...	...	Cr. 26
...	...	Cr. 2,19,20
21,48,88,01	20,07,32,61	Cr. 7,04,46,53
52,41,52	52,59,25	Dr. 1,17,66
...	...	Dr. 1,46,87
5,23,73,51	6,60,81,57	Dr. 6,67,09,33
14,16,48	5,80,16,13	Dr. 9,72,28,10
5,90,31,51	12,93,56,95	Dr. 16,42,01,96
5,90,31,51	12,93,56,95	Dr. 16,42,01,96
27,39,19,52	33,00,89,56	Dr. 9,36,39,72

(a) Minus figures appeared due to adjustment of earlier years.

Head of Account	(1)	STATEMENT Opening Balance as on 1st April 2007 (2)
		(In thousand of Rupees)
Part III- Public Account-Contd.		
L. SUSPENSE AND MISCELLANEOUS		
(b) Suspense		
8658 Suspence Accounts		
101 Pay and Accounts Office -Suspense	Dr.	1,01,95,96*
102 Suspense Account (Civil)	Dr.	7,44,14,02*
107 Cash settlement Suspense Account	Dr.	67,07,83
109 Reserve Bank Suspense -Headquarters	Cr.	5,65,68
110 Reserve Bank Suspense -Central Accounts Office	Dr.	4,78,26,86
112 Tax Deducted at source(TDS) Suspense	Cr.	20,63,68
123 A.I.S Officers' Group Insurance Scheme	Cr.	80,00*
Total - 8658 Suspence Accounts	Dr.	13,64,35,31
Total -(b)Suspense	Dr.	13,64,35,31
(c) Other Accounts		
8670 Cheques and Bills		
103 Departmental Cheques	Cr.	1,46,79
Total - 8670 Cheques and Bills	Cr.	1,46,79
8671 Departmental Balances		
101 Civil	Dr.	5,27,08
Total - 8671 Departmental Balances	Dr.	5,27,08
8672 Permanent Cash Imprest		
101 Civil	Dr.	41,71*
Total - 8672 Permanent Cash Imprest	Dr.	41,71
8673 Cash Balance Investment Account		
101 Cash Balance Investment Account	Dr.	32,53,65,42*
Total - 8673 Cash Balance Investment Account	Dr.	32,53,65,42
Total -(c)Other Accounts	Dr.	32,57,87,42
(d) Accounts with Governments of Foreign Countries		
8679 Accounts with Governments of other Countries		
102 Bangladesh	Dr.	1,78
103 Burma	Dr.	83
105 Pakistan	Dr.	6,51
Total - 8679 Accounts with Government of other Countries	Dr.	9,12
Total -(d)Accounts with Governments of Foreign Countries	Dr.	9,12
Total - L. SUSPENSE AND MISCELLANEOUS	Dr.	46,22,31,85
M. REMITTANCES		
(a) Money Orders and other Remittances		
8782 Cash Remittances and adjustments between officers rendering accounts to the same Accounts Officer		
101 Cash Remittances between Treasuries and Currency Chests	Dr.	14,76
102 Public Works Remittances	Dr.	3,22,22,07
103 Forest Remittances	Dr.	28,00,37
110 Miscellaneous Remittances	Cr.	10,55,13*
Total - 8782 Cash Remittances and adjustments between officers rendering accounts to the same Accounts Officer	Dr.	3,39,82,07
Total -(a)Money Orders and other Remittances	Dr.	3,39,82,07

*O.B. differs from the last year's C.B. due to rounding.

NO. 16 - Contd.

Receipts	Disbursements	Closing Balance
(3)	(4)	on 31st March 2008
(In thousand of Rupees)		
9,04	-5,19,94(a)	Dr. 96,66,98
6,50,75	-14,36,15(a)	Dr. 7,23,27,12
...	...	Dr. 67,07,83
-2,71,75(a)	-1,73(a)	Cr. 2,95,66
-11,82,98(a)	62,76,13	Dr. 5,52,85,97
2,78,09	...	Cr. 23,41,77
8,22	76	Cr. 87,46
-5,08,63	43,19,07	Dr. 14,12,63,01
-5,08,63	43,19,07	Dr. 14,12,63,01
2,59,69	2,59,69	Cr. 1,46,79
2,59,69	2,59,69	Cr. 1,46,79
35,43,21	33,13,68	Dr. 2,97,55
35,43,21	33,13,68	Dr. 2,97,55
...	75	Dr. 42,46
...	75	Dr. 42,46
9,30,94,74,50	9,49,91,76,86	Dr. 51,50,67,78
9,30,94,74,50	9,49,91,76,86	Dr. 51,50,67,78
9,31,32,77,40	9,50,27,50,98	Dr. 51,52,61,00
...	...	Dr. 1,78
...	...	Dr. 83
...	...	Dr. 6,51
...	...	Dr. 9,12
...	...	Dr. 9,12
9,31,27,68,77	9,50,70,70,05	Dr. 65,65,33,13
...	...	Dr. 14,76
20,54,46,73	20,73,47,63	Dr. 3,41,22,97
1,79,99,94	1,90,65,58	Dr. 38,66,01
8,44,64	6,41,35	Cr. 12,58,42
22,42,91,31	22,70,54,56	Dr. 3,67,45,32
22,42,91,31	22,70,54,56	Dr. 3,67,45,32

(a) Minus figures appeared due to adjustment of earlier years.

Head of Account	(1)	(2)
		STATEMENT
		Opening Balance
		as on 1st April 2007
		(In thousand of Rupees)
Part III- Public Account-Concl.		
M. REMITTANCES- Concl.		
(b) Inter- Governmental Adjustment Account		
8786 Adjusting Account between Central and State Governments		Cr. 8,48,69
8793 Inter-State Suspence Account		Dr. 63,77,02
Total -(b)Inter- Governmental Adjustment Account		<u>Dr. 55,28,33</u>
Total - M. REMITTANCES		<u>Dr. 3,95,10,40</u>
Total - Part III-PUBLIC ACCOUNT		<u>_____</u>
TOTAL - PART - I,II AND III		<u>_____</u>
N. CASH BALANCE		
8999 Cash Balance		
102 Deposits with Reserve Bank		
Total N.CASH BALANCE		<u>_____</u>
GRAND TOTAL		<u>_____</u>

NO. 16 - Contd.

Receipts (3)	Disbursements (4)	Closing Balance on 31st March 2008 (5)
(In thousand of Rupees)		
...	...	Cr. 8,48,69
-4,58(a)	-61,45,79(a)	Dr. 2,35,81
-4,58	-61,45,79	Cr. 6,12,88
22,42,86,73	22,09,08,77	Dr. 3,61,32,44
9,92,23,50,23	10,12,15,10,02	
11,57,27,05,15	11,63,65,40,53	
-5,56,64,90	-11,95,00,28	
-5,56,64,90	-11,95,00,28	
11,51,70,40,25	11,51,70,40,25	

(a) Minus figures appeared due to adjustment of earlier years.

STATEMENT NO. 17 DETAILED STATEMENT OF DEBT AND

Description of Debt	Balance on	
	1st April 2007	
(In thousand of Rupees)		
E. PUBLIC DEBT		
6003 Internal Debt of the State Government		
101 Market Loans		
Market Loan bearing Interest	Cr.	72,96,52,11
Market Loan not bearing Interest	Cr.	66
103 Loans from Life Insurance Corporation of India	Cr.	2,73,02
104 Loans from General Insurance Corporation of India	Cr.	18,69,40
105 Loans from the National Bank for Agricultural and Rural Development	Cr.	3,03,12,91
106 Compensation and other Bonds	Cr.	7,54
108 Loans from National Co-operative Development Corporation	Dr.	24,49,33
109 Loans from other Institutions	Cr.	1,16,86,98
111 Special Securities issued to National Small Savings Fund of the Central Govt.	Cr.	46,88,26,40
800 Other Loans	Cr.	73,56
Total - Internal Debt of the State Government	Cr.	1,24,02,53,25
6004 Loans and Advances from the Central Government		
01 Non-Plan Loans	Cr.	86,98,47
02 Loans for State/Union Territory Plan Schemes	Cr.	22,13,27,37
03 Loans for Central plan Schemes	Cr.	2,58,56,61
04 Loans for Centrally Sponsored Plan Schemes	Cr.	41,67,55
05 Loans for Special Schemes	Cr.	61,56,59
06 Ways and Means Advances	Cr.	1,13,00,00
07 Pre-1984-85 Loans	Cr.	24,50*
Total - Loans and Advances from the Central Government	Cr.	27,75,31,09
Total- E. PUBLIC DEBT	Cr.	1,51,77,84,34
I. SMALL SAVINGS, PROVIDENT FUNDS, ETC.		
(b) Provident Funds		
8009 State Provident Funds		
01 Civil		
101 General Provident Funds	Cr.	34,05,35,97
102 Contributory Provident Fund	Cr.	56,90
104 All India Services Provident Fund	Cr.	22,46,43
Total 01 Civil	Cr.	34,28,39,30
60 Other Provident Funds		
103 Other Miscellaneous Provident Funds	Cr.	4,27
Total 60 Other Provident Funds	Cr.	4,27
Total - State Provident Funds	Cr.	34,28,43,57
Total- (b) Provident Funds	Cr.	34,28,43,57

*O.B. differs from the last year's C.B. due to rounding.

OTHER INTEREST BEARING OBLIGATION OF GOVERNMENT

Additions during the year	Discharges during the year		Balance on 31st March 2008
(In thousand of Rupees)			
5,44,51,37	...	Cr.	78,41,03,48
4,18,61,63	4,18,57,15	Cr.	5,14
...	37,63	Cr.	2,35,39
...	2,06,98	Cr.	16,62,42
1,64,13,61	33,23,98	Cr.	4,34,02,54
...	...	Cr.	7,54
...	5,55,80	Dr.	30,05,13(a)
...	28,83,38	Cr.	88,03,60
71,81,00	80,41,19	Cr.	46,79,66,21
...	...	Cr.	73,56
11,99,07,61	5,69,06,11	Cr.	1,30,32,54,75
...	37,83 Cr.		86,60,64
-63,97,04(b)	5,70,54 Cr.		21,43,59,79
...	... Cr.		2,58,56,61
3,18,93	... Cr.		44,86,48
...	... Cr.		61,56,59
...	... Cr.		1,13,00,00
...	... Cr.		24,50
-60,78,11	6,08,37 Cr.		27,08,44,61
11,38,29,50	5,75,14,48 Cr.		1,57,40,99,36
5,84,71,25	2,46,66,00 Cr.		37,43,41,22
...	... Cr.		56,90
3,22,69	15,81,96 Cr.		9,87,16
5,87,93,94	2,62,47,96 Cr.		37,53,85,28
...	... Cr.		4,27
...	... Cr.		4,27
5,87,93,94	2,62,47,96 Cr.		37,53,89,55
5,87,93,94	2,62,47,96 Cr.		37,53,89,55

(a) Adverse balance is under correspondence with State Government.

(b) Minus figures due to Debt Waiver Scheme granted by Govt. of India on recommendation of 12th FC

STATEMENT

Balance on

1st April

2007

Description of Debt

(In thousand of Rupees)

I. SMALL SAVINGS, PROVIDENT FUNDS, ETC.- Concl'd.**(c) Other Accounts- Concl'd.****8010 Trusts and Endowments**

105 Other Trusts

Cr. 69

Total - Trusts and Endowments**Cr. 69****8011 Insurance and Pension Funds**

107 State Government Employees' Group Insurance Scheme

Insurance Fund

Cr. 4,94,25

Saving Fund

Cr. 1,81,39,94

Total - Insurance and Pension Funds**Cr. 1,86,34,19****Total- (c) Other Accounts****Cr. 1,86,34,88****Total- I. SMALL SAVINGS, PROVIDENT FUNDS ETC.****Cr. 36,14,78,45****Grand Total -****Cr. 1,87,92,62,79**

NO. 17 - Concl.

Additions during the year	Discharges during the year		Balance on 31st March 2008
(In thousand of Rupees)			
...	...	Cr.	69
...	...	Cr.	69
4,91,11	2,37,13	Cr.	7,48,23
15,43,57	25,48,34	Cr.	1,71,35,17
20,34,68	27,85,47	Cr.	1,78,83,40
20,34,68	27,85,47	Cr.	1,78,84,09
6,08,28,62	2,90,33,43	Cr.	39,32,73,64
17,46,58,12	8,65,47,91	Cr.	1,96,73,73,00

Description of Debt

E.	PUBLIC DEBT
6003	Internal Debt of the State Government
101	Market Loans
	Market Loan bearing Interest
	11.50 % Assam Loan,2008
	11.50 % Assam Loan,2009
	11.50 % Assam Loan,2011
	12.00 % Assam Loan,2011
	13.00 % Assam Loan,2007
	13.05% Assam Loan,2007
	12.30 % Assam Loan,2007
	12.15 % Assam Loan,2008
	12.50 % Assam Loan,2008
	12.25% Assam Loan,2009
	11.85 % Assam Loan,2009
	11.30 % Assam Loan,2010
	11.50 % Assam Loan, 2010
	10.52 % Assam Loan, 2010
	10.35 % Assam Loan, 2011
	12.00 % Assam Loan, 2010
	10.82 % Assam Loan, 2011
	8.30 % Assam Loan,2012
	7.95% Assam Loan,2016
	8.20 % Assam Loan,2017
	7.89% Assam Loan,2016
	7.80 % Assam Loan, 2012
	5.85 % Assam Loan, 2015
	7.97% Assam Loan, 2018
	8.40% Assam Loan, 2017
	9.45 %Assam Loan, 2011
	8.00% Assam loan,2012
	6.80 %Assam Loan, 2012
	6.95 % Assam Loan, 2013
	6.75 % Assam Loan, 2013
	6.40 % Assam Loan, 2013
	6.35 % Assam Loan, 2013
	6.20 % Assam Loan, 2013
	5.90 % Assam Loan, 2017
	8.50 % Assam Power Bonds, 2007 (ii)

STATEMENT NO. 17

Balance on 1st April 2007	Additions during the year	Discharges during the year	Balance on 31st March 2008
24,10,15	24,10,15
31,83,00	31,83,00
14,13,97	14,13,97
23,60,00	23,60,00
1,20,46,59	-1,20,46,59(a)
1,25,00,00	- 1,25,00,00(a)
87,39,70	-87,39,70(a)
2,00,00,00	2,00,00,00
1,81,25,00	1,81,25,00
2,00,00,00	2,00,00,00
1,00,00,00	1,00,00,00
86,45,36	86,45,36
34,31,00	34,31,00
1,25,00,00	1,25,00,00
75,00,00	75,00,00
1,25,00,00	1,25,00,00
1,29,90,00	1,29,90,00
1,94,52,00	1,94,52,00
2,62,63,00	2,62,63,00
2,12,56,50	1,16,13,00	...	3,28,69,50
1,66,45,50	1,66,45,50
2,66,23,00	2,66,23,00
1,57,59,50	1,57,59,50
...	2,46,00,00	...	2,46,00,00
...	2,00,00,00	...	2,00,00,00
1,55,00,00	1,55,00,00
1,06,76,00	1,06,76,00
1,18,88,38	1,18,88,38
3,03,00,00	3,03,00,00
2,22,52,00	2,22,52,00
2,07,37,00	2,07,37,00
1,62,93,50	1,62,93,50
1,29,60,00	1,29,60,00
2,05,40,00	2,05,40,00
42,87,67	-42,87,67(a)

(In thousand of Rupees)

(a) Minus figures appeared due to transfer of matured amount of bonds from bearing interest to not bearing interest.

Description of Debt

E.	PUBLIC DEBT-Contd.
6003	Internal Debt of the State Government-Contd.
	Market Loan bearing Interest- Concltd.
	8.50 % Assam Power Bonds, 2008 (i)
	8.50 % Assam Power Bonds, 2008 (ii)
	8.50 % Assam Power Bonds, 2009 (i)
	8.50 % Assam Power Bonds, 2009 (ii)
	8.50 % Assam Power Bonds, 2010 (i)
	8.50 % Assam Power Bonds, 2010 (ii)
	8.50 % Assam Power Bonds, 2011 (i)
	8.50 % Assam Power Bonds, 2011 (ii)
	8.50 % Assam Power Bonds, 2012 (i)
	8.50 % Assam Power Bonds, 2012 (ii)
	8.50 % Assam Power Bonds, 2013 (i)
	8.50 % Assam Power Bonds, 2013 (ii)
	8.50 % Assam Power Bonds, 2014 (i)
	8.50 % Assam Power Bonds, 2014 (ii)
	8.50 % Assam Power Bonds, 2015 (i)
	8.50 % Assam Power Bonds, 2015 (ii)
	8.50 % Assam Power Bonds, 2016
	5.60 % Assam Loan, 2014
	5.70 % Assam Loan, 2014
	7.36 % Assam Loan, 2014
	7.32 % Assam Loan, 2014
	7.02 % Assam Loan, 2015
	7.17 % Assam Loan, 2017
	7.77 % Assam Loan, 2015
	7.39 % Assam Loan, 2015
	7.50 % Assam Loan, 2015
	6.20 % Assam Loan, 2015
	7.65% Assam Loan, 2016
	7.75% Assam Loan, 2016
	8.11% Assam Loan, 2016
	8.52% Assam Loan, 2017
	Total Market Loan bearing Interest
	Market Loan not bearing Interest
	13.00 % Assam Loan, 2007
	12.50% Assam Loan, 2004
	13.05% Assam Loan, 2007
	12.30 % Assam Loan, 2007
	6.75 % Assam Loan, 1992
	7.50 % Assam Loan, 1997

STATEMENT NO. 17- Contd.

Balance on 1st April 2007	Additions during the year	Discharges during the year	Balance on 31st March 2008
(In thousand of Rupees)			
42,87,67	-42,87,67(a)
42,87,67	42,87,67
42,87,67	42,87,67
42,87,67	42,87,67
42,87,67	42,87,67
42,87,67	42,87,67
42,87,67	42,87,67
42,87,67	42,87,67
42,87,67	42,87,67
42,87,67	42,87,67
42,87,67	42,87,67
42,87,67	42,87,67
42,87,67	42,87,67
42,87,67	42,87,67
42,87,67	42,87,67
42,87,67	42,87,67
42,87,67	42,87,67
42,87,67	42,87,67
42,87,67	42,87,67
42,87,67	42,87,67
2,20,00,00	2,20,00,00
1,10,48,70	1,10,48,70
1,37,11,00	1,37,11,00
1,74,32,00	1,74,32,00
69,40,00	69,40,00
33,61,20	33,61,20
2,24,84,10	2,24,84,10
1,46,62,00	1,46,62,00
2,08,83,90	2,08,83,90
1,29,60,00	1,29,60,00
2,00,00,00	2,00,00,00
1,00,00,00	1,00,00,00
2,15,00,00	2,15,00,00
...	4,01,00,00	...	4,01,00,00
72,96,52,11	5,44,51,37	...	78,41,03,48
...	1,20,46,59	1,20,42,11	4,48
20	20
...	1,25,00,00	1,25,00,00	...
...	87,39,70	87,39,70	...
14	14
32	32

(a) Minus figures appeared due to transfer of matured amount of bonds from bearing Interest to not bearing Interest.

Description of Debt

E. PUBLIC DEBT-Contd.**6003 Internal Debt of the State Government-Concl'd.**

Market Loan not bearing Interest- Concl'd.

8.50 % Assam Power Bonds, 2007 (i)

8.50 % Assam Power Bonds, 2007 (ii)

Total Market Loan not bearing Interest

103 Loans from Life Insurance Corporation of India

104 Loans from General Insurance Corporation of India

105 Loans from the National Bank for Agricultural and Rural Development

106 Compensation and other Bonds

108 Loans from National Co-operative Development Corporation

109 Loans from other Institutions

Loans from Central Warehousing Corporation

Loans from Khadi and Village Industries

Loans from HUDCO

111 Special Securities issued to National Small Savings Fund of the Central Govt.

800 Other Loans

Total Internal Debt of the State Government**6004 Loans and Advances from the Central Government****01 Non-Plan Loans**

201 House Building Advances

Rehabilitation of Displaced person from East Pakistan

Modernisation of Police Force

Assistance to Assam Co-operative Jute Mills

Development of Border Areas

Raising of two Indian Reserve Battalions

National scholarships

Special Assistance for Flood Protection/anti erosion scheme

Short term loan for agriculture

Total 01 Non-Plan Loans**02 Loans for State/Union Territory Plan Schemes**

101 Block Loans

105 Plan Loans Consolidated in terms of recommendation of 12th Finance Commission

Total 02 Loans for State/Union Territory Plan Schemes**03 Loans for Central plan Schemes**

800 Other Loans

Dairy Development

Loans for setting up of Processing-Poultry Processing & Marketing

STATEMENT NO. 17- Contd.

Balance on 1st April 2007	Additions during the year	Discharges during the year	Balance on 31st March 2008
(In thousand of Rupees)			
...	42,87,67	42,87,67	...
...	42,87,67	42,87,67	...
66	4,18,61,63	4,18,57,15	5,14
2,73,02*	...	37,63	2,35,39
18,69,40	...	2,06,98	16,62,42
3,03,12,91*	1,64,13,61	33,23,98	4,34,02,54
7,54	7,54
-24,49,33	...	5,55,80	-30,05,13(a)
5	5
1	1
1,16,86,92	...	28,83,38	88,03,54
46,88,26,40	71,81,00	80,41,19	46,79,66,21
73,56	73,56
1,24,02,53,25	11,99,07,61	5,69,06,11	1,30,32,54,75
2,53,09*	...	37,83	2,15,26
15,80	15,80
67,40,21	67,40,21
1,29,01	1,29,01
5,38*	5,38
75,00	75,00
6,18	6,18
8,13,80	8,13,80
6,60,00	6,60,00
86,98,47*	...	37,83	86,60,64
3,15,89,58	41,43,95	5,70,54	3,51,62,99
18,97,37,79*	-1,05,40,99(b)	...	17,91,96,80
22,13,27,37*	-63,97,04	5,70,54	21,43,59,79
56,00	56,00
24.50	24.50

* O.B. differs from last year's C.B. due to rounding.

(a) Adverse balance is under correspondence with State Govt.

(b) Debt waiver scheme granted by the Govt. of India on recommendations of the 12th Finance Commission.

Description of Debt

E.	PUBLIC DEBT-Contd.
6004	Loans and Advances from the Central Government-Contd.
03	Loans for Central plan Schemes- Concl'd.
	Loans for setting up of Processing-Poultry Processing & Marketing- Contd.
	Fisheries-Inland Fisheries
	National Programme for Fish Seed Development
	Development of Border Areas - Issue of Identity Cards
	Housing- subsidised Housing Schemes for Plantation Workers
	Command Area Development
	Brahmaputra Valley Flood Control Projects
	Transmission & Distribution
	Strengthening of State Land Use Board
	Total 03 Loans for Central plan Schemes
04	Loans for Centrally Sponsored Plan Schemes
800	Other Loans
	Crop Husbandry
	Soil Conservation in catchment of river valley projects
	Soil and Water Conservation Schemes in Himalayas
	Handloom Industries
	District Industries Centre
	Margin money for sick small Industries unit
	Development of urban consumers co-operatives
	Integrated development of small and medium towns
	Roads and Bridges
	Inland Water Transport Power Project
	Transmission and Distribution - Inter state transmission Lines
	Civil Supplies
	Construction of Godowns
	Retail outlet in remote & tribal areas
	National Watershed Development Programme for Rainfed Areas
	Loans for credit co-operative Institutions
	Agricultural Credit Stabilisation Fund
	Total 04 Loans for Centrally Sponsored Plan Schemes
05	Loans for Special Schemes
101	Schemes of North Eastern Council
	Total 05 Loans for Special Schemes
06	Ways and Means Advances
800	Other Ways and Means Advance
	Total 06 Ways and Means Advances
07	Pre-1984-85 Loans
102	National Loan Scholarship Scheme
108	1979-84 consolidated Loans
	Total 07 Pre-1984-85 Loans

STATEMENT NO. 17- Contd.

Balance on 1st April 2007	Additions during the year	Discharges during the year	Balance on 31st March 2008
(In thousand of Rupees)			
29,36	29,36
10,00	10,00
7,73	7,73
26,60	26,60
73,78	73,78
2,55,01,01	2,55,01,01
1,00,00	1,00,00
27,63	27,63
2,58,56,61	2,58,56,61
8,38,62	3,18,93	...	11,57,55
1,78,43	1,78,43
82,95	82,95
10,39,81	10,39,81
98,68	98,68
3,00	3,00
39,04	39,04
4,56,77	4,56,77
79,61	79,61
6,21	6,21
4,11,19	4,11,19
1,46,70	1,46,70
1,51,09	1,51,09
6,20,45	6,20,45
12,50	12,50
2,50	2,50
41,67,55	3,18,93	...	44,86,48
61,56,59	61,56,59
61,56,59	61,56,59
1,13,00,00	1,13,00,00
1,13,00,00	1,13,00,00
24,50	24,50
...
24,50	24,50

Description of Debt

E. PUBLIC DEBT-Concl'd.
6004 Loans and Advances from the Central Government-Concl'd.
Total Loans and Advances from the Central Government
Total E. PUBLIC DEBT

STATEMENT NO. 17- Concl'd.

Balance on 1st April 2007	Additions during the year	Discharges during the year	Balance on 31st March 2008
			(In thousand of Rupees)
27,75,31,09	-60,78,11	6,08,37	27,08,44,61
1,51,77,84,34	11,38,29,50	5,75,14,48	1,57,40,99,36

STATEMENT NO - 18 DETAILED STATEMENT OF

Head of Account	Balance on 1st April 2007
(1)	(2)
F. LOANS AND ADVANCES	
1. Loans for Social Service	
(a) Education, Sports, Art	
6202 Loans for Education, Sports, Art and Culture	
01 General Education	
202 Secondary Education	1,66*
203 University and Higher Education	3,42*
600 General	48,10
Total - 01 General Education	<u>53,18</u>
Total - Loans for Education, Sports, Art and Culture	<u>53,18</u>
Total - (a) Education, Sports, Art	<u>53,18</u>
(b) Health and Family Welfare	
6210 Loans for Medical and Public Health	
04 Public Health	
800 Other Loans	40,38
Total - 04 Public Health	<u>40,38</u>
Total - Loans for Medical and Public Health	<u>40,38</u>
Total - (b) Health and Family Welfare	<u>40,38*</u>
(c) Water Supply, Sanitation, Housing and Urban Development	
6215 Loans for Water Supply and Sanitation	
01 Water Supply	
101 Urban Water Supply Programmes	19,41,49
102 Rural Water Supply Programmes - Rural Piped Water Supply Programmes	3,53
191 "Loans to local bodies, Municipalities etc."	3,85,94
Total - 01 Water Supply	<u>23,30,96</u>
02 Sewerage and Sanitation	
107 Swerage & Service	39,00
191 Loans to local bodies, Municipalities etc.	3,54,50
800 Other Loans	1,25,56
Total - 02 Sewerage and Sanitation	<u>5,19,06</u>
Total - Loans for Water Supply and Sanitation	<u>28,50,02</u>
6216 Loans for Housing	
02 Urban Housing	
201 Loans to Housing Boards	2,10,70
800 Other Loans	6,04,35
Total - 02 Urban Housing	<u>8,15,05</u>
03 Rural Housing	
201 Loans to Housing Boards	3,10
796 Tribal Area Sub-Plan	57,30
800 Other Loans	3,95,26
Total - 03 Rural Housing	<u>4,55,66</u>

*O.B. differs from last year's CB. due to rounding.

LOANS AND ADVANCES MADE BY GOVERNMENT

	Amount advanced during the year (3)	Total (4)	Amount Repaid during the year (5)	Balance on 31st March 2008 (6)	Interest Received and credited to revenue (7)
(In thousand of Rupees)					
...		1,66	...	1,66	
...		3,42	...	3,42	
...		48,10	...	48,10	
...		53,18	...	53,18	
...		53,18	...	53,18	
...		53,18	...	53,18	
...		40,38	...	40,38	
...		40,38	...	40,38	
...		40,38	...	40,38	
...		40,38	...	40,38	
...		19,41,49	...	19,41,49	
...		3,53	...	3,53	
...		3,85,94	...	3,85,94	
...		23,30,96	...	23,30,96	
...		39,00	...	39,00	
...		3,54,50	...	3,54,50	
...		1,25,56	...	1,25,56	
...		5,19,06	...	5,19,06	
...		28,50,02	...	28,50,02	
...		2,10,70	...	2,10,70	
...		6,04,35	...	6,04,35	
...		8,15,05	...	8,15,05	
...		3,10	...	3,10	
...		57,30	...	57,30	
...		3,95,26	...	3,95,26	
...		4,55,66	...	4,55,66	

STATEMENT

Head of Account	Balance on 1st April 2007
(1)	(2)
F. LOANS AND ADVANCES-Contd.	
1 Loans for Social Service-Contd.	
(c) Water Supply, Sanitation, Housing and Urban Development-Concl'd.	
6216 Loans for Housing-Concl'd.	
80 General	
201 Loans to Housing Boards	5,11,09
796 Tribal Areas Sub-Plan	1,95,82
800 Other Loans	1,02,31
Total - 80 General	8,09,22
Total - Loans for Housing	20,79,93
6217 Loans for Urban Development	
01 State Capital Development	
191 "Loans to Local Bodies, Corporations etc."	12,85
Total - 01 State Capital Development	12,85
03 Integrated Development of Small and Medium Towns	
191 Loans to Local Bodies, Corporations etc.	5,64,72
800 Other Loans	28,80,61
Total - 03 Integrated Development of Small and Medium Towns	34,45,33
60 Other Urban Development Schemes	
191 Loans to Local Bodies, Corporations etc.	30,04,76
800 Other Loans	1,00,69,22
Total - 60 Other Urban Development Schemes	1,30,73,98
Total - Loans for Urban Development	1,65,32,16
Total - (c) Water Supply, Sanitation, Housing and Urban Development	2,14,62,11
(e) Welfare of Scheduled Castes, Scheduled tribes and other backward classes	
6225 Loans for Welfare of Scheduled Castes, Scheduled Tribes and other Backward Classes	
01 Welfare of Scheduled Castes	
800 Other Loans	55,09
Total - 01 Welfare of Scheduled Castes	55,09
02 Welfare of Scheduled Tribes	
190 Loans to Public Sector and other undertakings	6,57,50
800 Other Loans	94,10
Total - 02 Welfare of Scheduled Tribes	7,51,60
03 Welfare of Backward Classes	
190 Loans to Public Sector and other undertakings	72,00
Total - 03 Welfare of Backward Classes	72,00
Total - Loans for Welfare of Scheduled Castes, Scheduled Tribes and other Backward Classes	8,78,69
Total - (e) Welfare of Scheduled Castes, Scheduled Tribes and other backward classes	8,78,69

NO -18-Contd.

Amount advanced during the year (3)	Total (4)	Amount Repaid during the year (5)	Balance on 31st March 2008 (6)	Interest Received and credited to revenue (7)
(In thousand of Rupees)				
28,00	5,39,09	...	5,39,09	
7,40	2,03,22	...	2,03,22	
...	1,02,31	...	1,02,31	
35,40	8,44,62	...	8,44,62	
35,40	21,15,33	...	21,15,33	
...	12,85	...	12,85	
...	12,85	...	12,85	
12,30	5,77,02	...	5,77,02	
...	28,80,61	...	28,80,61	
12,30	34,57,63	...	34,57,63	
...	30,04,76	...	30,04,76	
24,47,30	1,25,16,52	...	1,25,16,52	
24,47,30	1,55,21,28	...	1,55,21,28	
24,59,60	1,89,91,76	...	1,89,91,76	
24,95,00	2,39,57,11	...	2,39,57,11	
...	55,09	...	55,09	
...	55,09	...	55,09	
49,98	7,07,48	...	7,07,48	
...	94,10	...	94,10	
49,98	8,01,58	...	8,01,58	
...	72,00	...	72,00	
...	72,00	...	72,00	
49,98	9,28,67	...	9,28,67	
49,98	9,28,67	...	9,28,67	

STATEMENT

Head of Account	Balance on 1st April 2007
(1)	(2)
F. LOANS AND ADVANCES-Contd.	
1 Loans for Social Service-Concl'd.	
(g) Social Welfare (Nutrition)	
6235 Loans for Social Security and Welfare	
01 Rehabilitation	
103 Displaced persons from former East Pakistan	19,77
200 Other relief measures	54,82
202 Other Rehabilitation Schemes	12,94,91
800 Other Loans	34,52
Total - 01 Rehabilitation	<u>14,04,02</u>
60 Other Social Security and Welfare programmes	
200 Other Programmes	18,87
800 Other Loans	2,08,48
Total - 60 Other Social Security and Welfare programmes	<u>2,27,35</u>
Total - Loans for Social Security and Welfare	<u>16,31,37</u>
6245 Loans for Relief on account of Natural Calamities	
02 Floods.Cyclones	
101 Gratuitous Relief	3,44,51
Total - 02 Floods.Cyclones	<u>3,44,51</u>
Total - Loans for Relief on account of Natural Calamities	<u>3,44,51</u>
Total (g)Social Welfare (Nutrition)	<u>19,75,88</u>
Total - 1 Loans for Social Service	<u>2,44,10,24*</u>
2. Loans for Economic Services	
(a) Agriculture and allied activities	
6401 Loans for Crop Husbandry	
103 Seeds	20,36,40
104 Agricultural Farms	9,84
105 manures and Fertilisers	69,57
107 Plant Protection	1,50
113 Agricultural Engineering	2,78,00
119 Horticulture and Vegetable Crops	74
190 Loans to Public Sector and other undertakings	10,16,75
195 Loans to Farming Cooperatives	21,85
800 Other loans	50
Total - Loans for Crop Husbandry	<u>34,35,15</u>
6402 Loans for Soil and Water Conservation	
800 Other Loans	1,19,89
Total - Loans for Soil and Water Conservation	<u>1,19,89</u>
6403 Loans for Animal Husbandry	
103 Poultry Development	13,02
106 Other Live Stock Development	2,21
190 Loans to Public Sector and other undertakings	25,00

*O.B. differs from last year's CB. due to rounding.

NO -18-Contd.

Amount advanced during the year (3)	Total (4)	Amount Repaid during the year (5)	Balance on 31st March 2008 (6)	Interest Received and credited to revenue (7)
(In thousand of Rupees)				
...	19,77	...	19,77	
...	54,82	...	54,82	
...	12,94,91	...	12,94,91	
...	34,52	...	34,52	
...	14,04,02	...	14,04,02	
...	18,87	...	18,87	
...	2,08,48	...	2,08,48	
...	2,27,35	...	2,27,35	
...	16,31,37	...	16,31,37	
...	3,44,51	...	3,44,51	
...	3,44,51	...	3,44,51	
...	3,44,51	...	3,44,51	
...	19,75,88	...	19,75,88	
25,44,98	2,69,55,22	...	2,69,55,22	
...	20,36,40	...	20,36,40	
...	9,84	...	9,84	
...	69,57	...	69,57	
...	1,50	...	1,50	
...	2,78,00	...	2,78,00	
...	74	...	74	
...	10,16,75	...	10,16,75	
...	21,85	...	21,85	
...	50	...	50	
...	34,35,15	...	34,35,15	
...	1,19,89	...	1,19,89	
...	1,19,89	...	1,19,89	
...	13,02	...	13,02	
...	2,21	...	2,21	
...	25,00	...	25,00	

STATEMENT

Head of Account	Balance on 1st April 2007
(1)	(2)
F. LOANS AND ADVANCES-Contd.	
2 Loans for Economic Services-Contd.	
(a) Agriculture and allied activities-Contd.	
6403 Loans for Animal Husbandry-Concl'd.	
796 Tribal Areas Sub-Plan	1,61
Total - Loans for Animal Husbandry	41,84
6404 Loans for Dairy Development	
102 Dairy Development Projects	1,03,88
190 Loans to Public Sector and other undertakings	7,18,83
796 Tribal Areas Sub-Plan	38,99
800 Other loans	96,03
Total - Loans for Dairy Development	9,57,73
6405 Loans for Fisheries	
800 Other Loans	1,64,33
Total - Loans for Fisheries	1,64,33
6406 Loans for Forestry and Wild Life	
103 Environmental Forestry and Wild Life	9,97
Total - Loans for Forestry and Wild Life	9,97
6407 Loans for Plantations	
01 Tea	
800 Other Loans	50,00
Total - 01 Tea	50,00
Total - Loans for Plantations	50,00
6408 Loans for Food Storage and Warehousing	
01 Food	
101 Procurement and Supply	1,86,45
103 Food processing	2,50
Total - 01 Food	1,88,95
02 Storage and Warehousing	
190 Loans to public sector and other undertakings	1,96,19
195 Loans to Cooperatives	8,09,60
800 Other Loans	2,32,44
Total - 02 Storage and Warehousing	12,38,23
Total - Loans for Food Storage and Warehousing	14,27,18
6416 Loans for Agricultural Financial Institutions	
190 Loans to Public sector and other undertakings	1,67,33
Total - Loans for Agricultural Financial Institutions	1,67,33
6425 Loans for Co-operation	
106 Loans to Multipurpose Rural Co-operatives	20,22,20*
107 Loans to credit Cooperatives	3,06,55
108 Loans to other Cooperatives	3,38,09

*O.B differs from last year's C.B, due to rounding.

NO-18-Contd.

Amount advanced during the year (3)	Total (4)	Amount Repaid during the year (5)	Balance on 31st March 2008 (6)	Interest Received and credited to revenue (7)
(In thousand of Rupees)				
...	1,61	...	1,61	
...	41,84	...	41,84	
...	1,03,88	...	1,03,88	
...	7,18,83	...	7,18,83	
...	38,99	...	38,99	
...	96,03	...	96,03	
...	9,57,73	...	9,57,73	
...	1,64,33	...	1,64,33	
...	1,64,33	...	1,64,33	
...	9,97	...	9,97	
...	9,97	...	9,97	
...	50,00	...	50,00	
...	50,00	...	50,00	
...	50,00	...	50,00	
...	1,86,45	...	1,86,45	
...	2,50	...	2,50	
...	1,88,95	...	1,88,95	
...	1,96,19	...	1,96,19	
...	8,09,60	...	8,09,60	
...	2,32,44	...	2,32,44	
...	12,38,23	...	12,38,23	
...	14,27,18	...	14,27,18	
...	1,67,33	...	1,67,33	
...	1,67,33	...	1,67,33	
...	20,22,20	3	20,22,17	
-1	3,06,54	12,98	2,93,56	
...	3,38,09	1,49	3,36,60	

		STATEMENT
Head of Account		Balance on 1st April 2007
	(1)	(2)
F.	LOANS AND ADVANCES-Contd.	
2	Loans for Economic Services-Contd.	
(a)	Agriculture and allied activities-Concltd.	
6425	Loans for Co-operation-Concltd.	
190	Loans to public sector and other undertakings	21,07,79
195	Gowndown Loan to Co-op.Society	Cr. 3,06
789	Scheduled Caste Component Plan	29,60
796	Tribal Areas Sub-Plan	2,03,51
800	Other Loans	11,17
	Total - Loans for Co-operation	50,15,85*
	Total - (a) Agriculture and allied activities	1,13,89,27*
(b)	Rural Development	
6506	Loans for Land Reforms	
800	Other Loans	29,79
	Total - Loans for Land Reforms	29,79
6515	Loans for other Rural Development Programmes	
101	Panchayati raj	46,41
	Total - Loans for other Rural Development Programmes	46,41
	Total - (b) Rural Development	76,20
(c)	Special Areas Programme	
6552	Loans for North Eastern Areas	
190	Loans to public sector and other undertakings	7,50
	Total - Loans for North Eastern Areas	7,50
	Total - (c) Special Areas Programme	7,50
(d)	Irrigation	
6702	Loans for Minor irrigation	
800	Other Loans	12,06,72
	Total - Loans for Minor irrigation	12,06,72
	Total - (d) Irrigation	12,06,72
(e)	Energy	
6801	Loans for Power Projects	
202	Thermal Power Generation	55,00
205	Transmission and Distribution	1,91,43
800	Other Loans to Electricity Boards	20,19,59,32
	Total - Loans for Power Projects	20,22,05,75
	Total - (e) Energy	20,22,05,75
(f)	Industry and Minerals	
6851	Loans for Village and Small Industries	
101	Industrial Estates	32,57
102	Small Scale Industries	22,28,34
103	Handloom Industries	8,58,72

*O.B differs from last year's C.B. due to rounding.

NO - 18-Contd.

Amount advanced during the year (3)	Total (4)	Amount Repaid during the year (5)	Balance on 31st March 2008 (6)	Interest Received and credited to revenue (7)
(In thousand of Rupees)				
...	21,07,79	...	21,07,79	
...	3,06	5	Cr. 3,11*	
...	29,60	...	29,60	
...	2,03,51	...	2,03,51	
...	11,17	...	11,17	
-1	50,15,84	14,55	50,01,29	
-1	1,13,89,26	14,55	1,13,74,71	
...	29,79	...	29,79	
...	29,79	...	29,79	
...	46,41	...	46,41	
...	46,41	...	46,41	
...	76,20	...	76,20	
...	7,50	...	7,50	
...	7,50	...	7,50	
...	7,50	...	7,50	
...	12,06,72	...	12,06,72	
...	12,06,72	...	12,06,72	
...	12,06,72	...	12,06,72	
...	55,00	...	55,00	
...	1,91,43	...	1,91,43	
1,02,36,00	21,21,95,32	5,84,69	21,16,10,63	
1,02,36,00	21,24,41,75	5,84,69	21,18,57,06	
1,02,36,00	21,24,41,75	5,84,69	21,18,57,06	
...	32,57	...	32,57	
62,33	22,90,67	2,76	22,87,91	
1,12,29	9,71,01	10	9,70,91	

*Credit balance is under scrutiny.

STATEMENT

Head of Account	Balance on 1st April 2007
(1)	(2)
F. LOANS AND ADVANCES-Contd.	
2 Loans for Economic Services-Contd.	
(f) Industry and Minerals-Contd.	
6851 Loans for Village and Small Industries-Concl.	
104 Handicraft Industries	13,22
105 Khadi and Village Industries	1,91
107 Sericulture Industries	10,76
109 Composite Village and Small Industries Cooperatives	16,51,54
200 Other Village Industries	1,52,07
789 Scheduled Caste Component Plan	71,87
796 Tribal Area Sub-Plan	2,47,33
800 Other Loans	91,53
Total - Loans for Village and Small Industries	53,59,86
6854 Loans for Cement and Non-Mettalic Mineral Industries	
01 Cement	
800 Other Loans	55,00
Total - 01 Cement	55,00
Total - Loans for Cement and Non-Mettalic Mineral Industries	55,00
6857 Loans for Chemical Pharmaceutical Industries	
01 Chemicals & Pesticides Industries	
800 Other Loans	8,41,30
Total - 01 Chemicals & Pesticides Industries	8,41,30
Total - Loans for Chemical Pharmaceutical Industries	8,41,30
6858 Loans for Engineering Industries	
01 Electrical Engineering Industries	
800 Other Loans	2,55,80
Total - 01 Electrical Engineering Industries	2,55,80
02 Other Industrial Machinery Industries	
800 Other Loans	1,70,72
Total - 02 Other Industrial Machinery Industries	1,70,72
04 Other Engineering Industries	
800 Other Loans	61,78
Total - 04 Other Engineering Industries	61,78
Total - Loans for Engineering Industries	4,88,30
6859 Loans for Telecommunication and Electronic Industries	
02 Electronics	
800 Other Loans	1,00
Total - 02 Electronics	1,00
Total - Loans for Telecommunication and Electronic Industries	1,00

NO - 18-Contd.

Amount advanced during the year (3)	Total (4)	Amount Repaid during the year (5)	Balance on 31st March 2008 (6)	Interest Received and credited to revenue (7)
(In thousand of Rupees)				
...	13,22	...	13,22	
...	1,91	...	1,91	
...	10,76	...	10,76	
...	16,51,54	...	16,51,54	
...	1,52,07	...	1,52,07	
...	71,87	...	71,87	
...	2,47,33	...	2,47,33	
...	91,53	...	91,53	
1,74,62	55,34,48	2,86	55,31,62	
...	55,00	...	55,00	
...	55,00	...	55,00	
...	55,00	...	55,00	
...	8,41,30	...	8,41,30	
...	8,41,30	...	8,41,30	
...	8,41,30	...	8,41,30	
...	2,55,80	...	2,55,80	
...	2,55,80	...	2,55,80	
...	1,70,72	...	1,70,72	
...	1,70,72	...	1,70,72	
...	61,78	...	61,78	
...	61,78	...	61,78	
...	4,88,30	...	4,88,30	
...	1,00	...	1,00	
...	1,00	...	1,00	
...	1,00	...	1,00	

		STATEMENT
Head of Account		Balance on 1st April 2007
	(1)	(2)
F.	LOANS AND ADVANCES-Contd.	
2	Loans for Economic Services-Concl'd.	
(f)	Industry and Minerals-Concl'd.	
6860	Loans for Consumer Industries	
01	Textiles	
190	Loans to Public Sector and Other Undertakings	9,44,68
800	Other loans	57,67,50
	Total - 01 Textiles	67,12,18
04	Sugar	
101	Loans to Co-operative Sugar Mills	30,00
190	Loans to Public sector and Other Undertakings	3,31,00
800	Other Loans	8,58,77
	Total - 04 Sugar	12,19,77
05	Paper and Newsprint	
800	Other Loans	3,14,00
	Total - 05 Paper and Newsprint	3,14,00
60	Others	
317	Jute	75,22
800	Other Loans	21,70,91
	Total - 60 Others	22,46,13
	Total - Loans for Consumer Industries	1,04,92,08
6885	Loans for other Industries and Minerals	
01	Loans to Industrial Financial Institutions	
190	Loans to Public sector and other undertakings	5,49,01
	Total - 01 Loans to Industrial Financial Institutions	5,49,01
60	Others	
800	Other Loans	17,90
	Total - 60 Others	17,90
	Total - Loans for other Industries and Minerals	5,66,91
	Total - (f) Industry and Minerals	1,78,04,45
(i)	General Economic Services	
7475	Loans for other General Economic Services	
103	Civil Supplies	48,87
796	Tribal Area Sub-Plan	8,80
800	Other Loans	1,29,48
	Total - Loans for other General Economic Services	1,87,15
	Total (I) General Economic Services	1,87,15
	Total - 2 Loans for Economic Services	23,28,77,04*
3.	Loans to Government Servants etc.	
7610	Loans to Government Servants,etc	
201	House Building Advances	1,22,31,73
202	Advances for purchase of Motor Conveyance	13,05,22

*O.B. differs from last year's CB. due to rounding.

NO - 18-Contd.

Amount advanced during the year (3)	Total (4)	Amount Repaid during the year (5)	Balance on 31st March 2008 (6)	Interest Received and credited to revenue (7)
(In thousand of Rupees)				
...	9,44,68	...	9,44,68	
10,45,96	68,13,46	...	68,13,46	
10,45,96	77,58,14	...	77,58,14	
...	30,00	...	30,00	
...	3,31,00	...	3,31,00	
...	8,58,77	...	8,58,77	
...	12,19,77	...	12,19,77	
...	3,14,00	...	3,14,00	
...	3,14,00	...	3,14,00	
...	75,22	...	75,22	
...	21,70,91	...	21,70,91	
...	22,46,13	...	22,46,13	
10,45,96	1,15,38,04	...	1,15,38,04	
...	5,49,01	...	5,49,01	
...	5,49,01	...	5,49,01	
...	17,90	...	17,90	
...	17,90	...	17,90	
...	5,66,91	...	5,66,91	
12,20,58	1,90,25,03	2,86	1,90,22,17	
...	48,87	...	48,87	
...	8,80	...	8,80	
...	1,29,48	...	1,29,48	
...	1,87,15	...	1,87,15	
...	1,87,15	...	1,87,15	
1,14,56,57	24,43,33,61	6,02,10	24,37,31,51	
16,15	1,22,47,88	31,49,80	90,98,08	
2,55,99	15,61,21	2,50,77	13,10,44	

Head of Account		STATEMENT
		Balance on
		1st April
		2007
(1)		(2)
F.	LOANS AND ADVANCES-Concl'd.	
3	Loans to Government Servants etc.-Concl'd.	
7610	Loans to Government Servants,etc-Concl'd.	
203	Advances for purchase of other conveyances	(cr) 14,79*
204	Advances for Purchase of Computer	10,57
792	Irrecoverable Loans Written off	50
800	Other Advances	11,55,75
	Total - Loans to Government Servants etc.	<u>1,46,88,98</u>
	Total - 3 Loans to Government Servants etc.	<u>1,46,88,98</u>
4.	Loans for Miscellaneous purposes etc.	
7615	Miscellaneous Loans	
200	Miscellaneous loans	1,52,65
	Total - Loans for Miscellaneous purposes etc.	<u>1,52,66</u>
	Total - 4 Loans for Miscellaneous purposes etc.	<u>1,52,65</u>
	Total - F. LOANS AND ADVANCES	<u>27,21,28,91</u>

*O.B. differs from last year's CB, due to rounding.

NO - 18-Contd.

Amount advanced during the year (3)	Total (4)	Amount Repaid during the year (5)	Balance on 31st March 2008 (6)	Interest Received and credited to revenue (7)
(In thousand of Rupees)				
4,74	10,05	15,47	(Cr) 25,52*	
10,49	21,06	14,58	6,48	
...	50	...	50	
...	11,55,75	28	11,55,47	
2,87,37	1,49,76,35	34,30,90	1,15,45,45	
2,87,37	1,49,76,35	34,30,90	1,15,45,45	
...	1,52,65	...	1,52,65	
...	1,52,65	...	1,52,65	
...	1,52,65	...	1,52,65	
1,42,88,92	28,64,17,83	40,33,00	28,23,84,83	8,23,01

* credit balance is under scrutiny

STATEMENT NO -

Details of Loans and Advances during the year for Plan purposes are given below:-

F. LOANS AND ADVANCES

SL NO. Major head of Account

- 1 6216-Loans for Housing
 - 2 6217-Loans for Urban Development
 - 3 6225-Loans for Welfare of Scheduled Castes, Scheduled Tribes and other Backward Classes
 - 4 6801- Loans for Power Projects
 - 5 6851-Loans for Village and Small Industries
 - 6 6860-Loans for Consumer Industries
- Total F.LOANS AND ADVANCES(Plan)**

18- Conclid.

Amount (In thousand of Rs.)
35,40
24,59,60
49,98
1,02,36,00
1,52,62
10,45,96
<u>1,39,79,56</u>

STATEMENT NO. 19 STATEMENT
Balance on 1st April 2007

Name of the Reserve Fund or Deposit Account	(In thousand of Rupees)	
	Cash	Investment
(1)	(2)	(3)
J. RESERVE FUND		
(b) Reserve Funds not bearing Interest		
8222 Sinking Funds		
01 Appropriation for reduction or avoidance of Debt		
101 Sinking Funds	7,23,27	...
02 Sinking Fund Investment Account		
101 Sinking Fund-Investment Account	...	6,29,51,41
Total - Sinking Funds	<u>7,23,27</u>	<u>6,29,51,41</u>
8225 Roads and Bridges Fund		
02 State Roads and Bridges Fund		
101 State Road and Bridges Fund	1,22,63	...
Total - Roads and Bridges Fund	<u>1,22,63</u>	...
8226 Description /Renewal Reserve Fund		
101 Depreciation Reserve Funds of Govt. Commercial	1,97	...
102 Depreciation Reserve Funds of Govt. Non-Commercial Departments	9,87	...
Total - Description /Renewal Reserve Fund	<u>11,84</u>	...
8229 Development and Welfare Funds		
101 Development Funds for Educational Purposes	1,70	...
103 Development Funds for Agricultural Purposes	6,00	...
104 Development Funds for Animal Husbandry Purposes	25	...
200 Other Development and Welfare Fund	2,94,72	41,77
Total - Development and Welfare Funds	<u>3,02,67</u>	<u>41,77</u>
8235 General and Other Reserve Funds		
101 General Reserve Funds of Government Commercial	- 26,83	...
102 Zamindari Abolition Fund	2,04,02	...
111 Calamity Relief Fund	4,82,62,43	...
200 Other Funds	53,51	...
Total - General and Other Reserve Funds	<u>4,84,93,13</u>	...
Total - J. RESERVE FUND	<u>4,96,53,54</u>	<u>6,29,93,18</u>
K. DEPOSIT AND ADVANCES		
(b) Deposits not bearing Interest		
8449 Other Deposits		
103 Subventions from Central Road Fund	1,91,05	...
120 Miscellaneous Deposits	27,89	...
800 Other Deposits	26	...
Total - Other Deposits	<u>2,19,20</u>	...
Total - K. DEPOSIT AND ADVANCES	<u>2,19,20</u>	...
Grand Total	<u>4,98,72,74</u>	<u>6,29,93,18</u>

SHOWING THE DETAILS OF EARMARKED BALANCES

Balance on 31st March 2008				Remarks
Total	(In thousand of Rupees)			Total
Total	Cash	Investment	Total	
4=(2)+(3)	(5)	(6)	7=(5)+(6)	(8)
7,23,27	7,23,27	...	7,23,27	
6,29,51,41	...	8,33,51,41	8,33,51,41	
6,36,74,68	7,23,27	8,33,51,41	8,40,74,68	
1,22,63	1,22,63	...	1,22,63	
1,22,63	1,22,63	...	1,22,63	
1,97	1,97	...	1,97	
9,87	9,87	...	9,87	
11,84	11,84	...	11,84	
1,70	1,70	...	1,70	
6,00	6,00	...	6,00	
25	25	...	25	
3,36,49	2,94,72	41,77	3,36,49	
3,44,44	3,02,67	41,77	3,44,44	
- 26,83	16,64	...	16,64	
2,04,02	2,04,02	...	2,04,02	
4,82,62,43	6,43,57,34	...	6,43,57,34	
53,51	53,51	...	53,51	
4,84,93,13	6,46,31,51	...	6,46,31,51	
11,26,46,73	6,57,91,92	8,33,93,18	14,91,85,10	
1,91,05	1,91,05	...	1,91,05	
27,89	27,89	...	27,89	
26	26	...	26	
2,19,20	2,19,20	...	2,19,20	
2,19,20	2,19,20	...	2,19,20	
11,28,65,93	6,60,39,95	8,33,93,18	14,94,04,30	

STATEMENT NO. 19 - Contd.

B. Other Funds and Deposit Accounts - Contd.

ANNEXURE TO STATEMENT NO - 19

Description of Loans	Balance on April 2007	Amount appropriated from revenue	Interest on Investment	Total	Advance interest paid on purchase of securities	Amount applied in cancellation of securities (corresponding nominal value of cancelled securities transferred to Miscellaneous Government Account)	Balance on 31st March 2008
----------------------	-----------------------	----------------------------------	------------------------	-------	---	--	----------------------------

(In thousand of Rupees)

Sinking Fund for Amortisation of Loans							
Govt. of India loan under the Scheme of sharing small savings collections	5,44,08	5,44,08			5,44,08
5.75 percent Assam Loan, 1984	1,46,33	1,46,33			1,46,33
5.75 percent Assam	1,94,25	1,94,25			1,94,25
5.75 percent Assam	23,09	23,09			23,09
6.50 percent Assam Loan, 1989	35,16	35,16			35,16
Consolidated Sinking Fund for redemption of open market loans maturing from the year 2003-2004	6,27,31,77	2,04,00,00	...	8,31,31,77			8,31,31,77
Total - Sinking Fund	6,36,74,68	2,04,00,00	...	8,40,74,68			8,40,74,68

STATEMENT NO. 19 - Concl'd.

B. Other Funds and Deposit Accounts - Concl'd.

Sinking Fund Investment Account

Description of Loans	Balance on		Total	Sale of securities	Balance on 31st March 2008	Face Value	Market value as on 31st March 2008
	1st April 2007	Purchase of securities					
(In thousand of Rupees)							
Sinking Fund for Amortisation of Loans							
Government of India loan of Rs.1.40 lakhs for Industrial Housing Scheme, 1952	1,05	...	1,05		1,05	1,06	0.01
4 percent Assam Loan, 1971	29,06	...	29,06		29,06	29,46	0.01
5.75 percent Assam Loan, 1979	9,45	...	9,45		9,45	9,92	0.01
5.75 percent Assam Loan, 1982	93,69	...	93,69		93,69	92,40	0.10
5.75 percent Assam Loan, 1984	45,41	...	45,41		45,41	45,47	0.01
6.50 percent Assam Loan, 1989	13,51	...	13,51		13,51	13,51	0.01
Consolidated Sinking Fund Investment Account, 2003-2004	6,27,32,00	2,04,00,00	8,31,32,00		8,31,32,00	8,31,32,00	...
Total	6,29,24,17	2,04,00,00	8,33,24,17		8,33,24,17	8,33,23,82	0.15
Sinking Fund for Depreciation of Loans							
4 percent Assam Loan, 1971	27,23	...	27,23		27,23	27,49	0.01
Total	27,23	...	27,23		27,23	27,49	0.01
Total Investments	6,29,51,40	2,04,02,00	8,33,51,40		8,33,51,40	8,33,51,31	0.16

APPENDIX TO STATEMENT NO. 12

Grants -in - aid by the State Government to the Local Bodies.

Relevant certified particulars in the specified format awaited from the Director
of Audit, Local Funds (August 2008), Assam.

APPENDIX - 1

(Reference: Explanatory Notes I below Statement No. 2)

Particulars of investment at the end of three years ending 2007-2008

	2005-2006			2006-2007			2007-2008		
	Number of concerns	Investment to end of 2005-2006	Dividend/Interest received during the year	Number of concern	Investment to end of 2006-2007	Dividend/Interest received during the year	Number of concerns	Investment to end of 2007-2008	Dividend/Interest received during the year
	(In crore of rupees)			(In crore of rupees)			(In crore of rupees)		
(i) Statutory Corporations	4	16,79.45		4	16,79.45		4	16,83.45	
(ii) Government Companies	23	132.66	15.47	24	132.79	18.54	24	132.99	24.00 (a)
(iii) Joint Stock Companies	15	72.07		15	77.59		15	77.60	
(iv) Co-operatives	1447	85.77		1449	94.63		1449	95.28	
Total	1489	19,69.95	15.47	1492	19,84.46	18.54	1492	19,89.32	24.00

(a) The detailed breakup of the dividend credited to Government Account has not been intimated, as such could not be shown against any particular group of investment.

APPENDIX II

(Referred to in sub-paragraph 2 of explanatory notes under Statement No.8)

Particulars of details/information awaited from Department/Treasury Officers in connection with the reconciliation of balances (a)

Serial Number	Head of Account	From whom Information is awaited	Year to which the difference relates	Amount of differences	Particulars wanting
				(In lakh of rupees)	
8443	Civil Deposits				
106	Personal Deposits	Four Treasury Officers	1995-96	0.34	Plus & Minus Memorandum
103	Security Deposits	Four Treasury Officers	1995-96	0.17	-Do-
8448	Deposits of Local Funds				
110	Education Funds	All Treasury Officers	1995-96	7.02	-Do-
102	Municipal Funds	All Treasury Officers	1995-96	2.86	-Do-

(a) Efforts are on to obtain updated information on the matter.

Annexe-1

Maturity Profile of 6003 - Internal Debt of the State Government and 6004-
Loans and Advances from Central Government

Financial year	6003-Internal Debt Amount (in crore of Rs.)	6004- Loans and Advances Amount (in crore of Rs.)	Total Amount (in crore of Rs.)
1	2	3	4=(2+3)
Maturing in(2008-09)	616.95	504.91	1121.86
Maturing in (2009-10)	668.26	153.87	822.13
Maturing in (2010-11)	758.43	153.48	911.91
Maturing in (2011-12)	719.48	152.78	872.26
Maturing in (2012-13)	1006.34	150.47	1156.81
Maturing in (2013-14)	1432.5	150.14	1582.64
Maturing in (2014-15)	1020.15	149.91	1170.06
Maturing in (2015-16)	1288.31	143.25	1431.56
Maturing in (2016-17)	1223.4	143.14	1366.54
Maturing in (2017-18)	1405.13	129.15	1534.28
Maturing in (2018-19)	481.64	128.58	610.22
Maturing in (2019-20)	235.61	128.56	364.17
Maturing in (2020-21)	235.58	128.56	364.14
Maturing in (2021-22)	235.55	128.56	364.11
Maturing in (2022-23)	235.55	128.56	364.11
Maturing in (2023-24)	235.36	107.35	342.71
Maturing in (2024-25)	235.14	54.58	289.72
Maturing in (2025-26)	205.11	24.35	229.46
Maturing in (2026-27)	184.71	24.12	208.83
Maturing in (2027-28)	157.73	24.12	181.85
Maturing in (2028-29)	142.72	...	142.72
Maturing in (2029-30)	116.33	...	116.33
Maturing in (2030-31)	96.91	...	96.91
Maturing in (2031-32)	59.75	...	59.75
Maturing in (2032-33)	35.91	...	35.91
Grand Total	13032.55	2708.44	15740.99

Annexe-I

Changes in the Financial Assets for the year 2007-08

Sl. No	Particulars	Balance as on 1st April 2007 (In crore of Rs.)	Balance as on 31st March 2008 (In crore of Rs.)	Change (+) increase (-) Decrease (In crore of Rs.)
1.	F-Loans and Advances	27,21.29	28,23.84	(+)1,02.55
2.	Investment held in Cash Balance Investment Account	32,53.65	51,50.68	(+)18,97.03
3.	Investment of Government in Statutory corporations, Government Companies, Other Joint Stock Companies, Co- operative Banks and Societies	19,84.46	19,89.32	(+)4.86
4.	General cash Balance			
	(I) Cash in Treasuries			
	(ii) Deposit with Reserve Bank	-5,56.65	-11,95.00	(-)6,38.35
	(iii) Remittances in transit- Local			
	Total- General Cash Balance	-5,56.65	-11,95.00	(-)6,38.35
5.	Other Cash Balance and Investment			
	(I) Cash with Departmental Officers	5.27	2.98	(-)2.29
	(ii) Permanent Advances for Contingent Expenditure with Departmental Officers.	0.42	0.42	...
	(iii) Investment of Earmarked Funds	6,29.93	8,33.93	(+)2,04.00
	Total-Other Cash Balance and Investments	6,35.62	8,37.33	(+)2,01.71
	Grand Total	80,38.37	96,06.17	(+)15,67.80

APPENDIX III

Expenditure on salaries, organised by major heads, during the year 2007-2008*(Figures in italics represent charged expenditure)*

Head	Actual for the year 2007-2008			Total	
	Non-Plan	Plan	CSS including CS		
Expenditure Heads (Revenue Account)		(In thousands of rupees)			
A. GENERAL SERVICES					
(a) Organs of State					
2011	Parliament/State/Union Territory Legislatures	7,66,16	7,66,16
2012	President, Vice-President/Governor/Administrator of Union Territories	95,64	95,64
2013	Council of Ministers	39,70	39,70
2014	Administration of Justice	12,21,25	
		36,26,91	9,78	...	48,57,94
2015	Elections	7,95,32	7,95,32
	Total (a) Organs of State	13,16,89	
		52,28,09	9,78	...	65,54,76
(b) Fiscal Services					
(ii) Collection of Taxes on Property and Capital Transactions					
2029	Land Revenue	8,42	
		60,75,77	10,13	...	60,94,32
2030	Stamps and Registration	5,11,34	5,11,34
	Total (ii) Collection of Taxes on Property and Capital Transactions	8,42	
		65,87,11	10,13	...	66,05,66
(iii) Collection of Taxes on Commodities and Services					
2039	State Excise Duties	9,26,78	9,26,78
2040	Taxes on Sales, Trades etc.	19,74,19	19,74,19
2041	Taxes on Vehicles	6,89,54	6,89,54
2045	Other Taxes and Duties on Commodities and Services	1,52,38	1,52,38

APPENDIX III- Contd.

Expenditure on salaries, organised by major heads, during the year 2007-2008

(Figures in italics represent charged expenditure)

Head	Actual for the year 2007-2008			Total
	Non-Plan	Plan	CSS including CS	
Expenditure Heads (Revenue Account)		(In thousands of rupees)		
A. GENERAL SERVICES				
- Contd.				
(b) Fiscal Services -Concl'd.				
(iii) Collection of Taxes on Commodities and Services-Concl'd.				
Total (iii)Collection of Taxes on Commodities and Services	37,42,89	37,42,89
(iv) Other Fiscal Services				
2047 Other Fiscal Services	65,36	65,36
Total (iv)Other Fiscal Services	65,36	65,36
Total (b) Fiscal Services	8,42	
	1,03,95,36	10,13	...	1,04,13,91
(d) Administrative Services				
2051 Public Service Commission	2,79,21	2,79,21
2052 Secretariat-General Services	28,73,88	28,73,88
2053 District Administration	40,48,94	40,48,94
2054 Treasury and Accounts Administration	19,01,37	19,01,37
2055 Police	6,27,13,87	6,27,13,87
2056 Jails	10,65,87	10,65,87
2058 Stationery and Printing	6,33,70	6,33,70
2059 Public Works	48,02,11	48,02,11
2070 Other Administrative Services	62,28,40	62,28,40
Total (d) Administrative Services	2,79,21	
	8,42,68,14	8,45,47,35

APPENDIX III- Contd.

Expenditure on salaries, organised by major heads, during the year 2007-2008

(Figures in italics represent charged expenditure)

Head	Actual for the year 2007-2008			Total
	Non-Plan	Plan	CSS including CS	
Expenditure Heads (Revenue Account)		(In thousands of rupees)		
A. GENERAL SERVICES				
- Concl'd.				
Total A-GENERAL SERVICES	<i>16,04,52</i>	
	9,98,91,59	19,91	...	10,15,16,02
B. SOCIAL SERVICES				
(a) Education, Sports, Art and Culture				
2202 General Education	24,06,41,52	2,67,58	9,82,02	24,18,91,12
2203 Technical Education	31,35,28	6,11	10	31,41,49
2204 Sports and Youth Services	11,74,53	11,74,53
2205 Art and Culture	8,41,12	36,36	...	8,77,48
Total (a) Education, Sports, Art and Culture	24,57,92,45	3,10,05	9,82,12	24,70,84,62
(b) Health and Family Welfare				
2210 Medical and Public Health	2,85,96,59	1,71,55	4,86	2,87,73,00
2211 Family Welfare	6,01,59	...	74,94,71	80,96,30
Total (b) Health and Family Welfare	2,91,98,18	1,71,55	74,99,57	3,68,69,30
(c) Water Supply, Sanitation, Housing and Urban				
2215 Water Supply and Sanitation	1,25,32,59	1,71,08	...	1,27,03,67
2216 Housing	10,09	42	...	10,51
2217 Urban Development	7,38,53	7,38,53
Total (c) Water Supply, Sanitation, Housing and Urban	1,32,81,21	1,71,50	...	1,34,52,71
(d) Information and Broadcasting				
2220 Information and Publicity	6,01,90	12	...	6,02,02
Total (d) Information and Broadcasting	6,01,90	12	...	6,02,02

APPENDIX III- Contd.

Expenditure on salaries, organised by major heads, during the year 2007-2008

(Figures in italics represent charged expenditure)

Head	Actual for the year 2007-2008			Total
	Non-Plan	Plan	CSS including CS	
Expenditure Heads (Revenue Account)		(In thousands of rupees)		
B. SOCIAL SERVICES -				
	Concl'd.			
(e) Welfare of Schedule				
Castes, Schedule Tribes				
and Other Backward				
Classes				
2225 Welfare of Sceduled	10,62,70	41,10	...	11,03,80
Castes, Scheduled Tribes				
and Other Backward				
Classes				
Total (e) Welfare of	10,62,70	41,10	...	11,03,80
Schedule Castes,				
Schedule Tribes and				
Other Backward				
Classes				
(f) Labour and Labour				
Welfare				
2230 Labour and Employment	27,28,70	5,82	...	27,34,52
Total (f) Labour and	27,28,70	5,82	...	27,34,52
Labour Welfare				
(g) Social Welfare and				
Nutrition				
2235 Social Security and	17,23,11	2,31,68	74,77,16	94,31,95
Welfare				
2236 Nutrition	22,25	22,25
Total (g) Social Welfare	17,45,36	2,31,68	74,77,16	94,54,20
and Nutrition				
(h) Others				
2251 Secretariat-Social	11,94,73	11,94,73
Services				
Total (h) Others	11,94,73	11,94,73
Total B-SOCIAL	29,56,05,23	9,31,82	1,59,58,85	31,24,95,90
SERVICES				
C. ECONOMIC				
SERVICES				
(a) Agriculture and Allied				
Activities				
2401 Crop Husbandry	95,69,39	1,15,63	...	96,85,02
2402 Soil and Water	18,03,05	29	2,05	18,05,39
Conservation				
2403 Animal Husbandry	84,19,30	6,80	...	84,26,10
2404 Dairy Development	7,47,10	7,47,10
2405 Fisheries	13,10,41	6,95	75	13,18,11

APPENDIX III- Contd.

Expenditure on salaries, organised by major heads, during the year 2007-2008

(Figures in italics represent charged expenditure)

Head	Actual for the year 2007-2008			Total
	Non-Plan	Plan	CSS including CS	
Expenditure Heads (Revenue Account)		(In thousands of rupees)		
C. ECONOMIC SERVICES - Contd.				
(a) Agriculture and Allied Activities -Concl'd.				
2406 Forestry and Wild Life	1,03,31,24	16	...	1,03,31,40
2408 Food Storage and Warehousing	10,08,81	10,17	...	10,18,98
2415 Agricultural Research and Education	4,50,16	4,50,16
2425 Co-operation	24,24,81	24,24,81
2435 Other Agricultural Programmes	2,59,50	2,59,50
Total (a) Agriculture and Allied Activities	3,63,23,77	1,40,00	2,80	3,64,66,57
(b) Rural Development				
2501 Special Programmes for Rural Development	38,35,26	...	35	38,35,61
2515 Other Rural Development	1,11
	69,49,78	25	...	69,51,14
Total (b) Rural Development	1,11
	1,07,85,04	25	35	1,07,86,75
(c) Special Areas Programmes				
2575 Other Special Areas Programmes	1,01,82	15	...	1,01,97
Total (c) Special Areas Programmes	1,01,82	15	...	1,01,97
(d) Irrigation and Flood Control				
2701 Major and Medium Irrigation	35,78,54	35,78,54
2702 Minor Irrigation	1,35,55,42	1,35,55,42
2705 Command Area Development	1,67,53	1,67,53
2711 Flood Control and Drainage	82,50,61	82,50,61

APPENDIX III- Contd.

Expenditure on salaries, organised by major heads, during the year 2007-2008

(Figures in italics represent charged expenditure)

Head	Actual for the year 2007-2008			Total
	Non-Plan	Plan	CSS including CS	
Expenditure Heads (Revenue Account)		(In thousands of rupees)		
C. ECONOMIC SERVICES - Contd.				
(d) Irrigation and Flood Control -Concl'd.				
Total (d) Irrigation and Flood Control	2,55,52,10	2,55,52,10
(f) Industry and Minerals				
2851 Village and Small Industries	68,51,32	72,91	38	69,24,61
2852 Industries	69,87	1,52	...	71,39
2853 Non-ferrous Mining and Metallurgical Industries	5,53,30	1,52	...	5,54,82
Total (f) Industry and Minerals	74,74,49	75,95	38	75,50,82
(g) Transport				
3054 Roads and Bridges	2,16,77,35	2,16,77,35
3055 Road Transport	1,72,49	3,05	...	1,75,54
3056 Inland Water Transport	37,32,22	38,68	...	37,70,90
Total (g) Transport	2,55,82,06	41,73	...	2,56,23,79
(i) Science Technology and Environment				
3425 Other Scientific Research	37,56	2,10	...	39,66
Total (i) Science Technology and Environment	37,56	2,10	...	39,66
(j) General Economic Services				
3451 Secretariate-Economic Services	19,19,33	12,72	...	19,32,05
3452 Tourism	3,08,10	98	...	3,09,08
3454 Census Surveys and Statistics	11,90,58	15,33	58,45	12,64,36
3456 Civil Supplies	19,94	19,94
3475 Other General Economic Services	4,60,68	28	...	4,60,96

APPENDIX III- Contd.

Expenditure on salaries, organised by major heads, during the year 2007-2008*(Figures in italics represent charged expenditure)*

Head	Actual for the year 2007-2008			Total
	Non-Plan	Plan	CSS including CS	
Expenditure Heads (Revenue Account)	(In thousands of rupees)			
C. ECONOMIC SERVICES - Concd.				
(j) General Economic Services -Concd.				
Total (j) General Economic Services	38,98,63	29,31	58,45	39,86,39
Total C-ECONOMIC SERVICES	1,11
	10,97,55,47	2,89,49	61,98	11,01,08,05
Total	16,05,63
	50,52,52,29	12,41,22	1,60,20,83	52,41,19,97

ANNEXURE TO STATEMENT NO-13

STATEMENT OF COMMITMENT LIST OF INCOMPLETE CAPITAL WORKS P.W.D (ROADS) DIVISION.

Sl. No.	Name of the Division	Sl. No.	Name of Project /Scheme	Sanctioned amount (In lakh of Rs.) Order No & date	Date of comm- ement of the work	Target date of comple- tion	Revised cost if any (In lakh of Rs.)	Up-to date expenditure (In lakh of Rs.)	Up-to date physical progress	Remarks
1	Maibong P.W.D(R & B) Division	1.	Construction of MDDM Road (Ph-II) 11 th to 20 th K.M	72.25 No.DC/PW-5/91- 92/7 dt.30-3-92	4/92	10/93	72.25	63.51	87.90 %	
		2.	Construction of MDDM Road (Ph-III) 21 th to 30 th K.M	76.70 No.DC/PW-5/91- 92/7 dt.3-3-92	4/92	10/93	76.70	65.43	85.31 %	
		3.	Construction of MDDM Road (Ph-V) 41 th to 50 th K.M .	65.00 No.DC/PW-5/91- 92/7 dt.30-3-92	4/92	10/93	65.00	56.85	87.46 %	
		4.	Improvement a from Khepe tp Monjany at 41 st K.M	11.13 No.DC/PW-59M) /92-93/3 dt.20-10-92	12/92	4/94	11.13	12.15	Nil	
2	Baithalangso Division	5.	Providing flexible pavement over on existing gravel road portion from Hawaipur Chariali to Doyangmukh road	37.00 KAAC /PWD- 119/Pt-I/AA/97- 98/319-20 dt.26-5-98				12.04	30 %	Due to non- availability of bitumen the works could not be complete
		6.	M & BT of Kheroni Rongpongbang road Ch.43250 m to 44000m, 44750 m to 455500 m and 46500 m to 48500 m	42.76 KAAC /PWD-87/Pt- I/AA/97-98/6146 dt.19-1-98				15.97	90 %	
		7.	M & BT of Kollonga Tumpreng Road from Ch.0.00 m to 3000.00 m	42.00 KAAC /PWD-/1234 dt.9-6-99				14.39	40 %	
		8.	M & BT of Langthat Sansika Road	32.32 KAAC /PWD-7448 dt.14-2-98				16.46	20 %	
3	Umpnai	9.	M & BT of UH Rd. from	47.68	15			22.84	40 %	Contractor

ANNEXURE TO STATEMENT NO-13STATEMENT OF COMMITMENT LIST OF INCOMPLETE CAPITAL WORKS P.W.D (ROADS) DIVISION.

Sl. No.	Name of the Division	Sl. No.	Name of Project /Scheme	Sanctioned amount (In lakh of Rs.) Order No & date	Date of comm- ement of the work	Target date of comple- tion	Revised cost if any (In lakh of Rs.)	Up-to date expenditure (In lakh of Rs.)	Up-to date physical progress.	Remarks
	P.W.D (R) Ulukuchi		15000 M to 16500 M including imp.of genmetric,constrn.of R/wall ,culvert etc from 10 th -20 th Km	KAAC /PWD/343/Pt- I/A.A/98-99/24/657 dt.29-7-2000	(fifteen) days from 26-2-2001					stopped since 2004
		10.	M & BT including of Road from 39 th Km of UKT Road to Sabuda BOP	42.00 KAAC /PWD- 32/URD/A.A/2001- 02/12-A dt.7-1-2005	15 (fifteen) days from 24-3-2005	24-6-2005		38.52	80 %	
		11.	M & BT of UH Rd.in stretches from 14 th to 20 th Km including Construction of H/P Culvert No.18/4 (M & B T) from Ch.17500 m to 18000 m 18,000-18,600 m & 19000- 19500 m	41.54 KAAC /PWD- 32/URD/A.A/2001- 02/18-A dt.1-4-2005				20.11	80 %	Work in progress
4	Guwahati State Road Division, Fancy Bazar	12.	Construction of service road and other ancillary work related to the construction of ROB at Athgaon under AP 2003-04	493.98 DASR 290/95 pt- III/5 Dt.5-6-2004				454.00	98 %	
		13.	Construction of additional Two Lane Railway Over Bridge (ROB) on A T Road at Maligaon ,Guwahati during 2005-06 under NLCPR	1349.24 RBPC 476/2005/10 Dt.23/9/06	1-3-06	1-9-07		420.80	66 %	

ANNEXURE TO STATEMENT NO-13STATEMENT OF COMMITMENT LIST OF INCOMPLETE CAPITAL WORKS P.W.D (ROADS) DIVISION).

<i>SL No.</i>	<i>Name of the Division</i>	<i>SL No.</i>	<i>Name of Project /Scheme</i>	<i>Sanctioned amount (In lakh of Rs.) Order No & date</i>	<i>Date of comm-entment of the work</i>	<i>Target date of comple-tion</i>	<i>Revised cost if any (In lakh of Rs.)</i>	<i>Up-to date expenditure (In lakh of Rs.)</i>	<i>Up-to date physical progress</i>	<i>Remarks</i>
		14.	Development of Kamakhya Temple Complex,Phase -I (Construction of M-purpose field with Gallary ,retaining wall, storm water drain and earth work including renovation of Car parking Shed etc. under the D.C's United Fund	197.00 KDP (M) /untied /1/2005-06/24 dt.31-10-05	5-12-06	5-3-06		160.00	98 %	
		15.	Road & Bridge project on Major District Road and State Highways s in Assam State under RIDF-XI of NABARD (Improvement /Strengthening of remaining portion of Lokopriyo Bordoloi Road upto Pabitara)	1392.31 No.RBPC 62/2006/9 dt.20-11-06	1-12-06	1-12-08		55.00		
		16.	Bridge &Road project on Major District Roads and State Highways in Assam State under RIDF-XI of NABARD (Improvement of North Guwahati Amingaon Hajo ,Nalbari Road (portion from Chilaray Park to Hajo)	1173.85 No.RBPC 127/2006/8 dt.2-9-06	2-9-06	2-3-08		267.00		

ANNEXURE TO STATEMENT NO-13STATEMENT OF COMMITMENT LIST OF INCOMPLETE CAPITAL WORKS P.W.D (ROADS) DIVISION.

Sl. No.	Name of the Division	Sl. No.	Name of Project /Scheme	Sanctioned amount (In lakh of Rs.) Order No & date	Date of comm.- enment of the work	Target date of comple- tion	Revised cost if any (In lakh of Rs.)	Up-to date expenditure (In lakh of Rs.)	Up-to date physical progress	Remarks
		17.	Bridge & Road project on Major District Roads and State Highways in Assam State under RIDF-XI of NABARD (Construction of RCC Bridge No.17/1 on Hajo Rangia Road)	408.75 RBPC 464/05/64 dt.4-8-06	5-8-06	5-2-08		28.00		
5	Guwahati NEC PWD (R) Division	18.	Construction of approach Road to RCC Bridge No50/2on M.G(R)Road	85.260	20-11-03	15-10-05		80.75	95 %	
		19.	Up-gradation/Improvement of Hajo Nalbari Sarthebari Nagaon Road Length =64 .29 Km	6631.12	4-2-5	23-9-6		2128.89	88%	
		20.	Up-gradation/Improvement of Rampur Belsor Bihampur Road Length = 19.55 Km	1442.93	23-9-5	17-4-7		579.92	85%	
		21.	Conversion of existing timber Bridge to RCC Bridge Slab Culvert No.1/1,1/2,5/1 & 10/1 on Dhupdhara Adokgiri Road	485.75	24-8-5	26-8-7		180.00	50%	
		22.	Conversion of existing timber Bridge to RCC Bridge Slab Culvert No.3/4,4/4,8/3 & 11/2	481.28	24-6-05	29-08-07		170.00	50%	
		23.	Improvement of Up-gradation of Agia Medhipara Tura Road under NEC's 10 th five year plan programme (25.267 KM)	1974.92	16-12-05	March/08		150.00	30 %	

ANNEXURE TO STATEMENT NO-13**STATEMENT OF COMMITMENT LIST OF INCOMPLETE CAPITAL WORKS P.W.D (ROADS) DIVISION).**

Sl. No.	Name of the Division	Sl. No.	Name of Project /Scheme	Sanctioned amount (In lakh of Rs.) Order No & date	Date of comm.- enment of the work	Target date of comple- tion	Revised cost if any (In lakh of Rs.)	Up-to date expenditure (In lakh of Rs.)	Up-to date physical progress	Remarks
6	Rangia Rural Road Division (PWD) (R)	24.	Met.& Bt.of Bl.JC Road (ch.11800 m to Ch.14800 m) under RIDF-XI of NABARD	RBPC .59/2006/45 dt.19 th July /06 of 80.00	03-08-06	15-12-07		30.50	82 %	
		25.	Construction of RCC Br.No.10/2 over river Puthimari on Kendukona Changsari road	RBPC 145/2004/10 dt.6 th Oct /04 for 235.42	03-12-04	31-01-08		153.00	86 %	
		26.	Construction of RCC Br.No.4/1 on Rangia Barghuli rad under RIDF-XI of NABARD	RBPC 116/2004/9 dt.12 th Oct /04 for 223.55	28-01-04	31-01-08		124.00	70 %	
		27.	Construction of RCC Br.No.13/1 over river Puthimari at Kelleng chowk	RBPC 20/2004Pt-III/ dt.24 th Oct /04 for 387.00	24-10-04	31-01-08		279.00	85 %	
		28.	Construction of RCC Br.No.23/1 on Bagals Road	RBPC 147/2004/10 dt.27 th Sept /04 for 150.00	27-9-04	31-01-08		86.00	80 %	
7	State Road Division Barpeta PWD (R)	29.	Construction of RCC Br.No.16/2 on Barpeta Road- Bashbari and protection work under RIDF-IX of NABARD	1.74	30-12-07	31-12-05		55.50	49 %	
8	Khora Road Division (PWD) Dolamora ,Karbi Anglong	30.	Construction of RCC Br.No.1/3	1.51	8-1-05	31-12-08		75.00	65 %	
		31.	Construction of RCC Br.No.40/2	131.82	20-5-05	31-3-07		46.70	35.43 %	

ANNEXURE TO STATEMENT NO-13STATEMENT OF COMMITMENT LIST OF INCOMPLETE CAPITAL WORKS P.W.D (ROADS) DIVISION).

Sl. No.	Name of the Division	Sl. No.	Name of Project /Scheme	Sanctioned amount (In lakh of Rs.) Order No & date	Date of comm.- ement of the work	Target date of comple- tion	Revised cost if any (In lakh of Rs.)	Up-to date expenditure (In lakh of Rs.)	Up-to date physical progress	Remarks
9	Nagaon NH Road Division (PWD)	32.	Improvement of Reding quality from Km.O/O to 5/0 Km of NH-37 (A) under Nagaon -III Division (Job TA No.037 A-As-2005 -06-947)	277.06 No.NH.20/4/71/2006/ 175/NH-10/ Dt.27-9-05	23-8-06	23-2-08		60.73	35 %	
		33.	Periodical Renewal from Km.279/0to Km 284/0 Km 290/0 to Km 295/0 (length 10.0 Km) of III-37 under Nagaon NH Division in the State of Assam (Job No.TA-037-As-2006-07- 019)	164.28 No.NH.13012/48/ 2006/AS/NH-10/ Dt.15-11-06	15-2-07	25-4-07		159.82	98 %	
		34.	Periodical Renewal from Km.302/0 to Km 284/0 Km 310/0 (length 8.0 Km) of III- 37 under Nagaon NH Division in the State of Assam (Job No.TA-037-As-2006-07- 023)	130.58 No.NH.13012/50/ 2006/AS/NH-10/ Dt.15-11-06	29-01-07	25-5-07		103.84	98 %	
		35.	Periodical Renewal from Km.320/0 to Km 324/0 Km (length 4 Km) of III-37 under Nagaon NH Division in the State of Assam (Job No.TA-037-As-2006-07- 021)	65.92 No.NH.13012/47/ 2006/AS/NH-10/ Dt.15-11-06	12-01-07	28-3-07		65.78	98 %	
		36.	Periodical Renewal from	95.90	29-01-07	13-5-07		75.80	98 %	

ANNEXURE TO STATEMENT NO-13

STATEMENT OF COMMITMENT LIST OF INCOMPLETE CAPITAL WORKS P.W.D (ROADS) DIVISION.

SL No.	Name of the Division	SL No.	Name of Project /Scheme	Sanctioned amount (In lakh of Rs.) Order No & date	Date of comm.- enment of the work	Target date of comple- tion	Revised cost if any (In lakh of Rs.)	Up-to date expenditure (In lakh of Rs.)	Up-to date physical progress	Remarks
			Km.340/0 to Km 346/0 Km (length 6 Km) of III-37 under Nagaon NH Division in the State of Assam (Job No.TA-037-As-2006-07- 023)	No.NH.13012/51/ 2006/AS/NH-10/ Dt.15-11-06						
		37.	Periodical Renewal from Km.12/295 to Km 18/0 Km (length=5' 705 Km) of III-37 under Nagaon NH Division in the State of Assam (Job No.TA-037-As-2006-07- 024)	93.64 No.NH.13012/49/ 2006/AS/NH-10/ Dt.15-11-06	12-01-07	29-3-07		84.74	99 %	
10	Nagaon State Road Division	38.	SECTOR RIDF-IX Construction of RCC Br.No.12/1 over River Kopilli on Amsoi Chaparmukh road including approaches and protection work	485.02 T/BR/NABARD/ RIDF-IX/2032/ 03-04/4 dt.17-3-05	17 th March /05	7 th Sep/07		28.00	14 %	
		39.	SECTOR RIDF-IX Construction of RCC Br.No.5/1 over River Sonai on Jajori Tutuki Baruati road with approaches and protection work.under RIDF-IX	151.35 T/BR/NABARD/ RIDF-IX/2059/ 03-04/11 dt.17-12-04	7 th Dec/04	6 th Dec/06		74.00	74 %	
		40.	SECTOR	1109.18	19 th Aug/06	18 th Aug/08		132.00	40 %	

ANNEXURE TO STATEMENT NO-13STATEMENT OF COMMITMENT LIST OF INCOMPLETE CAPITAL WORKS P.W.D (ROADS) DIVISION.

Sl. No.	Name of the Division	Sl. No.	Name of Project /Scheme	Sanctioned amount (In lakh of Rs.) Order No & date	Date of comm.- enment of the work	Target date of comple- tion	Revised cost if any (In lakh of Rs.)	Up-to date expenditure (In lakh of Rs.)	Up-to date physical progress	Remarks
			<u>RIDF-XI</u> Construction of RCC over River Kopilli at Jamunamukh including approaches and guide bundh under RIDF-XI of NABARD	T/BR/NABARD/ RIDF- IX/2042/06/07/3 dt.19-8-06						
		41.	<u>SECTOR RIDF-XI</u> Imp.of Met & Bt.of B.S.G.J Road under RIDF-XI of NABARD	351.19 T/BR/NABARD/ RIDF-IX/05-06/4 dt.22-8-06	22 th Aug/06	21 st Feb/07		12.50	75 %	
		42.	Met & Bt.of B.S.G.J Road from 2 nd to 12 th Km under RIDF-XI of NABARD	351.34 T/BR/NABARD/ RIDF-IX/2046/ 05-06/4 dt.21-8-06	21 st Aug/06	20 th Feb/08		49.00	45 %	
11	Karimganj NEC Division (PWD)	43.	Up gradation /improvement of Bhanga Anipur Kanaibazar Road under NEC's 10 th five year plan	86.91m crores NEC/T/RD/As- IV/10 th plan/2004-05 dt.4-2-2005	Feb/2005	March/ 2008		1608.43	60 %	
		44.	Construction of 9 Nos of RCC bridge and 16 Nos of approaches ad 8 Nos of subway S.P.T bridge on Z.H.D	1110.94 NEC/T &C /Approv/2003-04/20 dt.6-11-2003				127.14		

ANNEXURE TO STATEMENT NO-13STATEMENT OF COMMITMENT LIST OF INCOMPLETE CAPITAL WORKS P.W.D (ROADS) DIVISION).

Sl. No.	Name of the Division	Sl. No.	Name of Project /Scheme	Sanctioned amount (In lakh of Rs.) Order No & date	Date of comm.- enment of the work	Target date of comple- tion	Revised cost if any (In lakh of Rs.)	Up-to date expenditure (In lakh of Rs.)	Up-to date physical progress	Remarks	
			Road								
12	Silchar NEC Division	45.	Up-gradation/ Improvement of Silchar – Dwarbond Phasam Road (ch.from 4.4 Km to 30 th Km under this Division). i) Package No-S -30 Ch.5 th Km to 7 th Km ii) Package No-S -31 Ch.8 th Km to 10 th Km iii)) Package No-S -32 Ch.11 th Km to 13 th Km iv)) Package No-S -33 Ch.14 th Km to 16 th Km v)) Package No-S -34 Ch.17 th Km to 20 th Km vi)) Package No-S -35 Ch.21 st Km to 25 th Km	8581.59 No.NEC/TIRD/AS- IV/10 th plan/2004-05 dt.shillong the 6 th June '2001							
					05-04-05	04-10-06		86.55	97 %		
					28-01-05	27-07-06		115.19	87 %		
					28-01-05	27-07-06		84.94	84 %		
					28-01-05	27-07-06		122.36	97 %		
					23-06-05	22-12-06		79.36			

ANNEXURE TO STATEMENT NO-13STATEMENT OF COMMITMENT LIST OF INCOMPLETE CAPITAL WORKS P.W.D (ROADS) DIVISION.

Sl. No.	Name of the Division	Sl. No.	Name of Project /Scheme	Sanctioned amount (In lakh of Rs.) Order No & date	Date of comm.- erment of the work	Target date of comple- tion	Revised cost if any (In lakh of Rs.)	Up-to date expenditure (In lakh of Rs.)	Up-to date physical progress	Remarks
			vii)) Package No-S -36 Ch.26 th Km to 30 th Km		28-01-05	27-07-06		120.73	80 %	
					28-01-05	27-07-06		154.65	82 %	
		46.	Up-gradation/ improvement Bhanga Anipur Kanaibazar Road (ch.from 0.00 to 15.00 Km under this Division) i) Package No-S -15 (Ch.from 1 st to 3 rd Km.) ii) Package No-S -16 (Ch.from 4 th to 6 th Km.) iii)) Package No-S -17 (Ch.7 th to 9 th Km.)	86.50 crore. No.NEC/TIRD/AS- IV/10 th plan/2004-05 dt. 04-02-05						
					07-02-05	06-8-06		84.95	88 %	
					28-01-05	27-07-06		104.83	99 %	
					28-02-05	27-08-06		95.86		

ANNEXURE TO STATEMENT NO-13STATEMENT OF COMMITMENT LIST OF INCOMPLETE CAPITAL WORKS P.W.D (ROADS) DIVISION).

Sl. No.	Name of the Division	Sl. No.	Name of Project /Scheme	Sanctioned amount (In lakh of Rs.) Order No & date	Date of comm- enent of the work	Target date of comple- tion	Revised cost if any (In lakh of Rs.)	Up-to date expenditure (In lakh of Rs.)	Up-to date physical progress	Remarks
			iv)) Package No-S -18(Ch.from 10 th Km to 12 th Km.) v)) Package No-S -19 (Ch.from 13 th Km to 15 th Km.)		28-01-05	27-01-06		146.53	99 %	
					28-01-05	27-7-06		144.00	99 %	
									98 %	
		47.	Construction of RCC bridge with approach and protection work over river Borak and Culvert	1438.00 No.NEC/TIRD/AS- II/10 th /2004-05 dt. 15-12-05	12-07-06	26-04-08		293.010	21 %	
13	Hailakandi N.E.C Division	48.	Upgradation & Imp.of Road	8581.59 No.NEC .62/2005/16 dt.25-10-05	10-6-05	18 months		1363.35	79 %	
		49.	Construction of R.C.C Br.No.1/1 over River Katakhal at Gaglachara	1391.00 No.NEC.2/2007/11 Dt.5-3-07	20-10-03	19 months		1250.10	98 %	
14	Badarpur BRC Division	50.	Construction of Bund cum Road along right bank of river Surma in Cachar District From Natarpur to Pirnagar from BP .No.1341-1345	1387.16 DGW/BFR/3RD HLECC/2003/1385 Dt.11-12-03	22-01-04 20-05-04 20-07-04	21-10-04 19-02-05 19-04-05		953.53		
		51.	Construction of IBB Bund	1413.91	17-05-04	16-02-05		1026.36		

ANNEXURE TO STATEMENT NO-13STATEMENT OF COMMITMENT LIST OF INCOMPLETE CAPITAL WORKS P.W.D (ROADS) DIVISION).

Sl. No.	Name of the Division	Sl. No.	Name of Project /Scheme	Sanctioned amount (In lakh of Rs.) Order No. & date	Date of comm.- erment of the work	Target date of comple- tion	Revised cost if any (In lakh of Rs.)	Up-to date expenditure (In lakh of Rs.)	Up-to date physical progress	Remarks
			cum Road along right bank of river Surma in Cachar District From Pirnagarto Buthanchak from BP No.1345-1348	DGW/BFR/3/RD/ HLEC/2003/1385 Dt.11-12-03	20-05-04	19-04-05				
		52.	Construction of IBB Bund cum Road along right bank of river Surma in Cachar District From Buthanchak to Chandinagar from BP No.1348-1352	1324.80 DGW/BFR/3/RD/ HLEC/2003/1385 Dt.11-12-03	26-04-07 20-07-04 24-08-04	25-01-05 19-04-05 23-05-05		919.68		
		53.	Construction of IBB Bund cum Road including Security fence along right bank of river Surma in Cachar District From Buthanchak to Kinnerkhal from BP No.1352-1353	341.63 DGW/BFR/3/RD/ HLEC/2003/1376 Dt.29-12-04	18-03-05 11-05-04	17-12-05 10-02-06		284.90		
		54.	Construction of IBB Bund cum Road including Security fence along right bank of river Surma in Cachar District From Kinnerkhal to Harinagar from BP No.1353-1355	1287.79 DGW/BFR/9 th / HLEC/2004/1376 Dt.29-12-04	13-05-05 16-05-05	12-2-06 15-02-06		294.86		
		55.	Construction of Security fence (Composite type) on right bank of river Surma from Natanpur to Buthanchak from BP No.1341-1348 in Cachar District	1088.19 DGW/BFR/12 th / HLEC/2005/262 Dt.4-2-06	1-03-06 23-05-06 22-9-06	31-12-06 22-02-07 21-3-07		325.51		
		56.	Construction of Security fence	588.48	1-03-05	31-12-06		166.23		

ANNEXURE TO STATEMENT NO-13

STATEMENT OF COMMITMENT LIST OF INCOMPLETE CAPITAL WORKS P.W.D (ROADS) DIVISION.

Sl. No.	Name of the Division	Sl. No.	Name of Project /Scheme	Sanctioned amount (In lakh of Rs.) Order No & date	Date of comm- enment of the work	Target date of comple- tion	Revised cost if any (In lakh of Rs.)	Up-to date expenditure (In lakh of Rs.)	Up-to date physical progress	Remarks
			(Composite type) on right bank of river Surma in Cachar District From Buthanchak to Chandinagar from BP No.1348-1352	DGW/BFR/12 th / HLEC/2005/262 Dt.4-2-06	23-05-06	22-02-07				
		57.	Construction of Sluice cum-bridge over rivers bridge over rivers Gumrah Faista Baleswar & Khema including approaches & protection work on IBB road on the bank of river Surma in Cachar District	3055.47 DGW/BFR/12 th / HLEC/2005/767-779 Dt.19-10-05	23-08-06 19-10-06	22-1-07 18-07-07		381.14		
		58.	Improvement of Feeder Roads along Indo-Bangladesh Border on right bank of river Surma from Gumrah Natanpur road in including balance work of Baleswar RCC Bridge	252.26 DGW/BFR/2 nd / HLEC/2003/931-944 Dt.26-06-03	15-12-03 20-04-04	14-6-04 19-10-04		240.49		
		59.	Construction Link/ Feeder Roads connecting BOP's from NH-44 to IBB Road along river Kushiara in Karimganj District	185.17 DGW/BFR/3RD / HLEC/2003/1408 Dt.11-12-03	19-05-04 8-03-04 5-8-04	18-2-05 7-9-04 4-5-05		162.17		
		60.	Protection work for IBB Road & Fence on the Bank of Brahmaputra river at Sisumara near BP.No.1051 in Dhubri District	859.25 DGW/BFR/10 th / HLEC/2005/370-383 Dt.20-04-05	15-9-05 30-07-05	14-6-06 31-4-06		826.26		
		61.	Widening of Indo-Bangladesh	182.15	21-11-05	20-8-06		130.29		

ANNEXURE TO STATEMENT NO-13STATEMENT OF COMMITMENT LIST OF INCOMPLETE CAPITAL WORKS P.W.D (ROADS) DIVISION).

Sl. No.	Name of the Division	Sl. No.	Name of Project /Scheme	Sanctioned amount (In lakh of Rs.) Order No & date	Date of comm.- enment of the work	Target date of comple- tion	Revised cost if any (In lakh of Rs.)	Up-to date expenditure (In lakh of Rs.)	Up-to date physical progress	Remarks
			Border Road from BP.No.1053 to 1051 /4-T in Dhubri District (South Bank)	DGW/BFR/7 th / HLEC/2004/969-983 Dt.9-09-04	20-02-06	19-11-06				
		62.	Construction of Feeder Road starts from Kismat Hasdaha to Silghari P.W.D Road near Dharamsala to Ghewmari BOP (NB) in Dhubri District	281.00 DGW/BFR/11 th / HLEC/2005/767-779 Dt.19-10-05	28-7-06 21-09-06	27-4-07 20-06-07		243.87		
		63.	Construction of Bund cum Road from HM near BP.No.1051 at Hatisingimari to Sisumara (n S.B) of Dhubri District	829.18 DGW/BFR/2-88/ Assam/739-50 Dt.9-7-01	3-11-01 12-04-05 25-5-05	2-8-02 11-1-06 24-02-06		799.39		
		64.	Construction of composite type security fence (Adll.work) from BP.No.1053 to 1051 /4-T in south Bank of Dhubri District	151.91 DGW/BFR/IST/ HLEC/114-126 Dt.22-1-03	27-5-04 13-7-05 13-5-03 25-5-05	26-2-05 12-4-06 12-2-06 24-2-06		150.00		
		65.	Construction of composite type security fence (Adll.work) with in the various stretches of river gaps of Jinjiram along IBB from BP.No.1057 to 1062 in south Bank	32.00 DGW/BFR/2-88/ Assam/829-50 Dt.15-7-02	3-5-03 16-8-03 26-5-05	2-2-04 15-5-04 25-2-06		31.73		
15	Golaghat State Road Division	66.	Construction of Br.No.19/1 over River Gelabil under RIDF-IX of NABARD	409.79	21-12-04	31-12-06		156.00	53.89 %	

ANNEXURE TO STATEMENT NO-13

STATEMENT OF COMMITMENT LIST OF INCOMPLETE CAPITAL WORKS P.W.D (ROADS) DIVISION.

Sl. No.	Name of the Division	Sl. No.	Name of Project /Scheme	Sanctioned amount (In lakh of Rs.) Order No & date	Date of comm.- ment of the work	Target date of comple- tion	Revised cost if any (In lakh of Rs.)	Up-to date expenditure (In lakh of Rs.)	Up-to date physical progress	Remarks
		67.	Construction of Br.No.5/1 over River Dhnsiri under RIDF-IX of NABARD	460.64	21-12-04	31-12-06		146.50	40.16 %	
		68.	Improvement of U/M Defollo Pathar Tamuli Pathar Ali under RIDF-IX of NABARD	47.63	11-09-06	31-03-07		14.00	40 %	
		69.	Improvement of BDM Road upto Cikon Atta Than under RIDF-IX of NABARD	25.52	11-09-06	31-03-07		13.30	82 %	
		70.	Mt & Bt.of Koroiwati Kandhulimari Road Under A.P for 202-03	63.31	23-02-04	31-5-04		47.49	75 %	
16	Nagaon Rural Road Division	71.	Construction of R.C.C Br.No.16/2 On Magurgaon Hat for 2004- 05 under RIRD-IX of NABARD	498.05	25-11-04	24-8-07		197.00	72 %	
		72.	Construction of R.C.C Br.No.15/1 Over River Shalkata on B.M.D Road under RIRD-IX of NABARD	251.69	25-11-04	24-8-07		197.00	90 %	
		73.	Improvement of Hojai Jagijam Road for 2005-06 under RIRD-IX of NABARD	81.486	22-8-06	21-2-07		25.00	90 %	
		74.	Construction of R.C.C Br.No.6/2	97.779	20-11-04			81.00	98 %	

ANNEXURE TO STATEMENT NO-13STATEMENT OF COMMITMENT LIST OF INCOMPLETE CAPITAL WORKS P.W.D (ROADS) DIVISION).

Sl. No.	Name of the Division	Sl. No.	Name of Project /Scheme	Sanctioned amount (In lakh of Rs.) Order No & date	Date of comm.- enment of the work	Target date of comple- tion	Revised cost if any (In lakh of Rs.)	Up-to date expenditure (In lakh of Rs.)	Up-to date physical progress	Remarks
			Over River Dimaru on Nilbagan Hojai Road							
		75.	Construction of R.C.C Br.No.16/2 Over River Bhalukmari Kaki Road including app. under RIRD-IX of NABARD	105.89	2-12-04	7-12-05		81.00	97 %	
17	Dhemaji Rural Road Division	76.	Construction of R.C.C bridge No.1/1,2/1 & 2/2 on Jonai Silapathar Road during 2004-05 under NLCPR	190.00 A.A.No.RBPC .223/2004/9 dt.5-2-05 & T.S.No.T/BR/NLCP R/Dhemaji /J.S /2/2003-04/6 dt.25-1-2005.	13-4-2005	12-10-06		173.37	95 %	
		77.	Construction of R.C.C bridge No.2/I over river Singibil on Memberchuk to Joriguri Road with approach and protection work ubnder IRDF-IX of NABARD	99.78 A.A.No.RBPC .73/2004/15 dt.4-10-04 & T.S.NoT/BR/ NABARD/RIDF- IX/2048/2002-03/8 dt.25-12-2004.	8-12-2004	8-6-06		43.50	30 %	
		78.	Improvement of Bhoivabpur to Kuli Bazar Road Ch.3000.00 m to 5040.00 m) under IRDF of NABARD	78.87 A.A.No.RBPC 58/2006/33 dt.18-8-06 &	26-9-2006	10-11-06		22.002	68 %	

ANNEXURE TO STATEMENT NO-13

STATEMENT OF COMMITMENT LIST OF INCOMPLETE CAPITAL WORKS P.W.D (ROADS) DIVISION).

Sl. No.	Name of the Division	Sl. No.	Name of Project /Scheme	Sanctioned amount (In lakh of Rs.) Order No & date	Date of comm- entment of the work	Target date of comple- tion	Revised cost if any (In lakh of Rs.)	Up-to date expenditure (In lakh of Rs.)	Up-to date physical progress	Remarks
				T.S.NoT/BR/ NABARD/RIDF- XI/2056/2005-06/121 dt.12-1-2006.						
		79.	Construction of Road from Forest IB to Transport office and connection road from H.S School to Silapathar Pukia Road during A.P 2005 TSP area	29.75 A.A.No.RBPC 224/2005/8 dt.5-8-05 & T.S.NoCE/Cmmn/TS P/4/2005-06/3 dt.17- 8-2005 29.75	09-9-2005	24-10-2005		17.58	97 %	
		80.	Construction of Road from NH-52 Chowkhamting to Silapathar Pukia Road & constn.of road from NH-52 Lalung Gainadi to E & D during AP 2005-06 GNL Area	92.25 A.A.No.RBPC 218/2005/9 dt.19-10-05 & T.S.NoCE/Cmmn/11 9/2005-06/3 dt. 23-11-2005	12-12-05	27-1-05		20.00	41 %	
		81.	Re-construction of SPT Bridge No.7/1 of Sissiborgaon Amguri Road under AP for 2004-05 under re-construction plan (Package No.RC/DHE/01	48.12 A.A.No.DASR/336/2 004/192 dt.9-2-06 48.12 TS/No.CE/DEV/TB/ 45/05/Pt-I/128	16-12-04	15-6-05		24.055	50 %	

ANNEXURE TO STATEMENT NO-13STATEMENT OF COMMITMENT LIST OF INCOMPLETE CAPITAL WORKS P.W.D (ROADS) DIVISION).

Sl. No.	Name of the Division	Sl. No.	Name of Project /Scheme	Sanctioned amount (In lakh of Rs.) Order No & date	Date of comm.- enment of the work	Target date of comple- tion	Revised cost if any (In lakh of Rs.)	Up-to date expenditure (In lakh of Rs.)	Up-to date physical progress	Remarks
				dt.23-2-05						
18	Lakhimpur State Road Division	82.	<u>HEADLRIDF-IX (NABARD)</u> Construction of RCC Bridge No.6/2 over river Moneha on Laluk Bihpuria road under RIDF-IX (NABARD)	76.03 W/O No.T/BR/NABARD/ RIDF-IX- 2080/3/04/14 Dt.12-4-06	12-4-05	12-4-05		34.00	35 %	
		83.	Construction of RCC Bridge No164/1 over river Dikrong on Narayanpur Bihpuria road including approaches and protection work RIDF-IX (NABARD)	97.06 W/O No.T/BR/NABARD/ RIDF-IX- 2076/03/04/14 Dt. 7-4-05	7-4-05	7-4-06		49.5	65 %	
		84.	Conversion of a portion o flood affected S.B.G and K.B road into State Highway slandered by converting weak SPT Bridge including metalling & black topping of graveled surface after raising and widening to serve as the alternate road NH-52 in the State of Assam under Central Road Fund (CRF) for 2002-03/PWD Ghilamara Division	460 W/O No.CE's No.T.BR/CRF/90/02- 03/5 dt.2-5-03	2-5-03	2-4-04		437.64	97 %	
19	Sonitpur State Road Division, Tezpur	85.	Construction of RCC Br.No.8/2 over river Gabharu Kissaman under RIDF-VIII of NABARD	350.52	7-10-2005	7-04-07		150.08	65.5 %	
		86.	Construction of RCC	114.18	3-2-2006	3-02-06		59.08	53.06 %	

ANNEXURE TO STATEMENT NO-13

STATEMENT OF COMMITMENT LIST OF INCOMPLETE CAPITAL WORKS P.W.D (ROADS) DIVISION).

SL No.	Name of the Division	SL No.	Name of Project /Scheme	Sanctioned amount (In lakh of Rs.) Order No & date	Date of comm- enment of the work	Target date of comple- tion	Revised cost if any (In lakh of Rs.)	Up-to date expenditure (In lakh of Rs.)	Up-to date physical progress	Remarks
			Br.No.6/2 over river Sopai Dhakiajuli Sibsaji under RIDF-IX of NABARD							
20	Lakhimpur Rural Road Division	87.	RIDF-V Bridge Approach 6/1. i. Gr.I (Dhalghat side) ii. Gr.-II (Ghunasuti side)	245.85 RBPC/33/01/3 dt.16-5-01 83.37 RBPC/34/01/4 dt.21-7-01	15-10-01 10-8-01	15-10-01 10-11-01		5.28 4.54	76 % 77 %	
		88.	Bridge Approach 8/1 i.Gr.I (NL.Side)	244.89 RBPC/32/01/3 dt.9-7-01	11-9-01	11-12-01		12.10	80 %	
		89.	RIDF-IX Construction of Br.No.1/1 over river Kakoi on Bihuapam Badhakara Road	196.44 RB/421/CE/04-05 dt.5-9-06	22-12-04	22-12-08		37.00	95 %	
		90.	Construction of Br.No.5/1 over river Mora Khabolu on Na Ali Panigaon Road	328.71 RB/404/CE/04-05 dt.5-9-06	22-12-04	22-12-08		37.00	74 %	
		91.	Bridge Approach 6/2 i.Gr.I (NL.Side) ii.Gr.II (Ghunasuti.Side)	245.84 RBPC/33/01/3 dt.16-5-01 245.84 RBPC/33/01/3 dt.16-5-01	13-6-01 28-12-01	13-6-02 28-3-02		5.10 5.04	62 % 61 %	

ANNEXURE TO STATEMENT NO-13**STATEMENT OF COMMITMENT LIST OF INCOMPLETE CAPITAL WORKS P.W.D (ROADS) DIVISION).**

Sl. No.	Name of the Division	Sl. No.	Name of Project /Scheme	Sanctioned amount (In lakh of Rs.) Order No & date	Date of comm.- enment of the work	Target date of comple- tion	Revised cost if any (In lakh of Rs.)	Up-to date expenditure (In lakh of Rs.)	Up-to date physical progress	Remarks
21	National Highway Division Dibrugarh	92.	Raising and Geometric improvement from Km 687.200 to 688.600 (Total =1.40 Km) of NH-37 under Dibrugarh NH Division. Job No.037-AS-2005-06-965 (Dhola Ghat)	382.64 A.A.No.NH-12014/52/a2005/AS/ NH-10 dt.28-02-2006 TS.No.NHC/BR/SR/ 2006/31 dt.01-02-07	04-02-07	04-02-08		68.87	18 %	
		93.	Construction of 2 –Lane road with paved Shoulder from Km 0/0 to 12/00 NH-153 in Assam under SARDP NE,Phase A. Package -I SARDP-NE/NH-153/AS/PWD/2006-07/25 (Lackhapani to Jagun)	2476.00 AA.No.NH-12013/45/2006/AS/S ARDP-NH-10 dt.20-2-07	28-03-07	28-03-09		770.77	31 %	
		94.	Construction of 2 – Lane road with paved Shoulder from Km 12/0 to 23/700 NH-153 in Assam under SARDP NE,Phase A. Package -II SARDP-NE/NH-153/AS/PWD 2006-07/26 (Jagun to Joirampur)	2213.00 AA.No.NH-12013/78/2006/AS/S ARDP-NH-10 dt.20-2-07 TS.No.NHR-11/ 2006/14 dt.29-03-07	29-03-07	28-03-09		767.64	31 %	

ANNEXURE TO STATEMENT NO-13STATEMENT OF COMMITMENT LIST OF INCOMPLETE CAPITAL WORKS P.W.D (ROADS) DIVISION.

Sl. No.	Name of the Division	Sl. No.	Name of Project /Scheme	Sanctioned amount (In lakh of Rs.) Order No & date	Date of comm.- enment of the work	Target date of comple- tion	Revised cost if any (In lakh of Rs.)	Up-to date expenditure (In lakh of Rs.)	Up-to date physical progress	Remarks
		95.	Improvement of Riding quality from Km 590/0 to 596/0 of NH-37 under Dibrugarh NH Division in the state of Assam Job No.037-AS-2006-07028 (Dibrugarh Town portion)	611.64 AA.No.NH-12014/61/2006/AS/NH-10 dt.5-3-07 TS.No.NHR-62/ 2005/12 dt.17-08-07	18-8-07	18-08-08		273.04	48 %	
		96.	PR from Km 548/0 to Km 555/0 ,556/0 to 559/0 & 571/0 (L =15.00 Km) of NH-37 under Dibrugarh NH Division in the state of Assam (Moran Leperkata Job No.TA-037-AS-2007-08 -042)	275.85 AA No.NH-13012/39/2007/AS/NH-10 dt.11-9-07). TS No.NHR.45/2007/6 dt.26-11-07	1-12-07	8-04-08		172.62	60 %	
		97.	PR from Km 534/0 to Km 542/0 (L =8.00 Km) of NH-37 under Dibrugarh NH Division in the state of Assam (Demow- Chakulia Job No.TA-037-AS-2007-08 -044)	275.85 AA No.NH-13012/39/2007/AS/NH-10 dt.11-9-07). TS.No.NHR.44/2007/5 dt.27-11-07	7-12-07	11-04-08		47.65	8 %	
		98.	Reconstruction of Bridge No.50/3 (Ledo Beidge)along with its approaches on NH-38/in the state of Assam (al of Tinsukia Town)	272.68 AA No.NH-12014/91/2005/AS/NH-10 dt.30-10-06). TS.No.NHR./BR/SR/2006/31 dt.01-02-07	4-2-07	4-02-08		68.87	18 %	
22	Udalguri Rural Road Division Udalguri	99.	Impvt.of Laliangpara Kopati Roada via Bora Bazar under NLCPR for 2005-06under BTC	No.BTC/BA/99/2004/Pt-1/116 dt.9-8-06 131.00	9-4-08	9-10-06.		44.56	50.13 %	

ANNEXURE TO STATEMENT NO-13**STATEMENT OF COMMITMENT LIST OF INCOMPLETE CAPITAL WORKS P.W.D (ROADS) DIVISION.**

Sl. No.	Name of the Division	Sl. No.	Name of Project /Scheme	Sanctioned amount (In lakh of Rs.) Order No & date	Date of comm.- enment of the work	Target date of comple- tion	Revised cost if any (In lakh of Rs.)	Up-to date expenditure (In lakh of Rs.)	Up-to date physical progress	Remarks
		100.	Impvt.of Khowrang Mohanpur road Cg.0.00m to 6450.00 m) road under NLCPR for 2004-05	No.BTC/BA/99/2004 /143 dt.13-3-07 250.00	21-11-08	21-5-07		110.83	54.44 %	
		101.	Impvt.of Khairabari MPK (Andherighat) to Harisinga via Bhergaon Tangla & Prurandia under URRD for 2005-06 in BTC area under NLCPR for 2004-05 under BTC	No.BTC/BA/99/2004 /143 dt.13-3-07 2650.26	13-12-08	13-6-07		35.29	5 %	
		102.	MTBT of road from DC office to Udalguri College approach road Sacred Heart School under Udalguri PWD Rural Road Division for 2006-07	No.BTC/PWD (R) /38/2006/3 dtd.19-9-06 17.25		1-12-06		14.00	95 %	
		103.	Construction of SPT bridge over river Kalpani at Chabukdhara on Khairabari Jamuguri road for 2006-07	No.BTC/PWD (R) /63/2006/Pt-V/06 dtd.4-11-06 15.00		6-1-07		12.00	90 %	
		104.	Construction of Foot bridge No.9/1 over river Nohal on Khariabari Bailchitha Kaklaigaon road via Tia Pukhuri for 2006-07	No.BTC/PWD (R) /71/2006-07 dtd.20-11-06 21.00		15-2-07		12.52	60 %	
		105.	Construction of RCC bridge No.2/3 over river Bhola on Bengbari Ambagan road under NLCPR for 2006-07	A.A No.RBPC.339 /2006/17 (A) dt.29-01-07 244.01	29-7-08	29-1-07		78.00	38 %	
		106.	Construction of RCC bridge No.3/2 over river Bhola on	A.A No.RBPC.339 /2006/17 (A)	29-7-08	29-1-07		94.78	40 %	

ANNEXURE TO STATEMENT NO-13STATEMENT OF COMMITMENT LIST OF INCOMPLETE CAPITAL WORKS P.W.D (ROADS) DIVISION.

Sl. No.	Name of the Division	Sl. No.	Name of Project /Scheme	Sanctioned amount (In lakh of Rs.) Order No & date	Date of comm- entment of the work	Target date of comple- tion	Revised cost if any (In lakh of Rs.)	Up-to date expenditure (In lakh of Rs.)	Up-to date physical progress	Remarks
			Bengbari Ambagan road under NLCPR for 2006-07	dt.29-01-07 284.18						
		107.	Construction of RCC bridge No.7/2 over river i Morasuti on Bengbari Ambagaon road including .Approaches and protection works under NLCPR for 2006-07	A.A No.RBPC.339 /2006/17 (A) dt.29-01-07 104.57	29-9-08	29-1-07		18.68	21 %	
		108.	Construction of RCC bridge No.2/6 on Purani Tangala Prabhuchuba road including .Approaches and protection work under RIDF-IX of NABARD	A.A No.RBPC.130 /2004/4 (A) dt.6-10-04 93.69	7-12-06	7-12-06		53.00	98 %	
		109.	Construction of RCC bridge No.2/1 over river Khuti including .Approaches and protection work on road from Sareng to MPK under RIDF-XI of NABARD	A.A No.RBPC.123/2006/16 (A) dt.17-8-07 111.54	22-8-09	22-8-06		54.00	98 %	
		110.	Construction of RCC bridge No.3/2 on Udalguri – Barbengra road uncl.Bridge approaches & protection work etc.under RIDF-XI of NABARD	A.A No.RBPC.130 /2004/4 (A) dt.6-10-04 93.69	7-12-06	7-12-06		53.00	98 %	
23	Tinsukia State	111.	Construction of RCC Bridge	RBPC/212/2004/8	11-5-05	10-5-07		184.26		

ANNEXURE TO STATEMENT NO-13STATEMENT OF COMMITMENT LIST OF INCOMPLETE CAPITAL WORKS P.W.D (ROADS) DIVISION).

Sl. No.	Name of the Division	Sl. No.	Name of Project /Scheme	Sanctioned amount (In lakh of Rs.) Order No & date	Date of comm- enment of the work	Target date of comple- tion	Revised cost if any (In lakh of Rs.)	Up-to date expenditure (In lakh of Rs.)	Up-to date physical progress	Remarks
	Road Division		No.4/3 ,10/2 and 14/1 on pengeree Philobari Road with approaches and protection works under NLCPR	Dt.15-2-05 233.66						
		112.	Construction of RCC Bridge No.2/2 over river Garumerajan on Margherita Pengeree Road including bridge proper /approaches and protection work under RIDF-IX of NABARD	RBPC/106/2004/5 Dt.30-9-08 68.76258	28-2-05	27-2-06		14.20384		
		113.	Construction of Air-Strip to Mulang Khamti village Gaon Road Led.Margherita under Annual Plan for the year 2005-06 (G.A)	DASR/19/2005/6 Dt.4-10-05 126.46	6-1-05	24-4-06		63.79		
		114.	Improvement /Repair of Haripur Dibong ghat Road under A.P for the year 2005-06 (G.A.)	DASR/19/2005/Pt-IX/5 Dt.1-3-06 60.00	24-5-06	23-11-06		13.90		
								24748.35		

ANNEXURE TO STATEMENT NO-13STATEMENT OF COMMITMENT LIST OF INCOMPLETE CAPITAL WORKS P.W.D (BUILDINGS) DIVISION).

Sl. No.	Name of the Division.	Sl. No.	Name of Project /Scheme	Sanctioned amount (In lakh of Rs.) order No & date	Date of commencement of the work	Target date of completion	Revised cost if any (In lakh of Rs.)	Up-to date expenditure (In lakh of Rs.)	Up-to date physical progress	Remarks
1	Silcahr Building Division	1.	Construction of Sub-Division Civil Hospital at ipur (Pailapool)	25.00 No.CDP (Plan)/18/05/16 dt.6-1-06	7-2-06			15.00		
		2.	Beautification of renov.of D.C Court Bldg.at Karimganj	18.99 No.GAD (B) /296/2004/27 Dt.27-02-05	16-5-05			12.11	99 %	
		3.	Repair /Renov./ strengthening of C.H.C at Mohanpur under P.M.G.Y for 2004-05	15.07 HLA 8081 /2003/25 dt.12-1-2005	19-3-05			11.50	85 %	
		4.	Repair /Renov./ strengthening of Sonai P.H.C in Cachar District under P.M.G.Y for 2004-05	13.68 HLA 614 /2003/37 dt.9-31-2005	16-5-05			11.00	90 %	
		5.	Up-gradation of Kalain C.H.C to FRU under P.M.G.Y for 2004-05Gr.No.I & Gr.No.II	38.30 HLA 450/2003/25 dt.5-1-2005	24-4-05			12.06	80 %	
2	Nalbari Building Division	6.	Construction of Lower Judicial Court Bldg.at Rangia	1.27 JDJ (E) 30/2004 Dt.2-03-04	15-6-06	12-3-07		74.00	90 %	
		7.	Construction of Vertical extension of Higher Judicial Court Bldg (A.T) over RCC G.F at Nalbari	34.63 JDJ (E) 34/2004 Dt.23-03-04	25-12-05	25-12-06		25.00	85 %	
2	Guwahati Building Division .No-	8.	Construction of Indoor Stadium Cat-II at Chaygaon in Kamrup District No.F-6-	No.F—65/02 SP-1 dt.30-9-04 91.43	i)13-3-04 ii) 5-6-04	i)3-9-05 ii) 5-12-05		42.00	70 %	

ANNEXURE TO STATEMENT NO-13STATEMENT OF COMMITMENT LIST OF INCOMPLETE CAPITAL WORKS P.W.D (BUILDINGS) DIVISION).

Sl. No.	Name of the Division.	Sl. No.	Name of Project /Scheme	Sanctioned amount (In lakh of Rs.) order No & date	Date of commencement of the work	Target date of completion	Revised cost if any (In lakh of Rs.)	Up-to date expenditure (In lakh of Rs.)	Up-to date physical progress	Remarks
	II		5/2002/SP-1 dt.30-9-04 A.A amount 91.43 Central Assistance 65.50 9ii) State share 23.93							
		9.	Construction of R.C.C Studi Floor No.II at Jyoti Chitraban Film Studio at Kahillipara ,Ghy-19 with provision of on line production facility A.A.No.JCSF.99/97/Pt-II/5692 dt.2-11-92 156.51	156.51 No.JCF.99/97/Pt-II/5692 dt.2-11-92	2-11-92			211.41	98 %	
		10.	Infrastructure Development of C.H.C at Hajo in Kamrup District (Assam) for upgradation to the IPHS under NRHM (Construction of Block of labour room and Block of X-ray room of C.H.C ,Generator House ,RCC staging ,Deep Tube Well and Repairs and Renovation of Front Block (Outdoor) and 2 nd & 3 rd Block (Indoor) f main 30 Bedded Hospital Bldg.)	RS.,34.43 WO/No.CE/(B) /NRHM/90/2006/16 dt.27-12-06	27-12-06	27-2-06		16.62	95 %	
		11.	Construction of Doctors & Nurse's Quarter at	RS., WO/No.CE/(B)	26-3-07	26-9-07		11.72	60 %	

ANNEXURE TO STATEMENT NO-13

STATEMENT OF COMMITMENT LIST OF INCOMPLETE CAPITAL WORKS P.W.D (BUILDINGS) DIVISION).

Sl. No.	Name of the Division.	Sl. No.	Name of Project /Scheme	Sanctioned amount (In lakh of Rs.) order No & date	Date of commencement of the work	Target date of completion	Revised cost if any (In lakh of Rs.)	Up-to date expenditure (In lakh of Rs.)	Up-to date physical progress	Remarks
			Chaygaon in Kamrup District under NRHM.AA No.NRHM/Doctors & Nurse Qtr/Kamrup /471/07/8409 dt.25-2-07	/NRHM/34/2007/17 dt.26-3-07						
		12.	<u>Under 12th Finance Commission.</u> "Renovation ,Re-strengthening and repairing of Guwahati Medical College at N.K Hill top,Dispur, Guwahati -32 ,under 12 th Finance Commission award ,Block "A" , "B" , "C " "D" & "E"	No.HLB 468/2005/2 dt.30-6-06 1199.87	19-8-06	19-8-06		674.12	83 %	
		13.	"Renovation and improvement of Toilet Block at different general ward.Nursres Station and paying cabin/Faculty room of Guwahati Medical College & hospital ,Dispur ,Guwahati-32 under Twelve finance Commission for the year 2005-06" GYNOBLOCK- I,II,ANNEXE BLK-II, & EMERGENCY BLK-III	No.HLB 470/2005/Pt/9 dt.6-7-06 282.89	5-10-06	5-10-07		64.55	73 %	

ANNEXURE TO STATEMENT NO-13STATEMENT OF COMMITMENT LIST OF INCOMPLETE CAPITAL WORKS P.W.D (BUILDINGS) DIVISION).

Sl. No.	Name of the Division.	Sl. No.	Name of Project /Scheme	Sanctioned amount (In lakh of Rs.) order No & date	Date of commencement of the work	Target date of completion	Revised cost if any (In lakh of Rs.)	Up-to date expenditure (In lakh of Rs.)	Up-to date physical progress	Remarks
		14.	Renovation of Regional Institute of Ophthalmology at GMCH Campus, Guwahati-32	No.HLB 243/2006/Pt-IV/12 dt.28-11-06 89.14	29-1-07	15-3-07		38.60	93 %	
		15.	"Renovation /Repairing of Brick boundary wall with iron gate around the GMCH, Guwahati for the implementation of the scheme under TFC Award during 2006-07	W.O No.GMC.3/2000/Pt-I (9) 11 Dt.28-02-07 55.20	28-2-07	28-8-07		41.40	75 %	
		16.	"Renovation /Repairing of Marble flooring and Ceramic Tiles walls at GMCH, Guwahati	No.HLB 412/2006/11 dt.28-11-06 688.23	18-4-07	18-10-08		195.00	26 %	
		17.	Extension of Assam Type Medicine I.T.U Building at GMCH Guwahati	No.HLB 428/2006/ 8 dt.28-11-06 34.80	28-2-07	28-8-07		14.13	65 %	
		18.	Renovation /Repairing Modernisation of Lecture (Renovation of PMRT Building at GMCH ,Guwahati)	No.HLB 409/2006/11 dt.27-11-06 66.98	28-2-07	28-8-07		42.70	80 %	
		19.	Renovation and repairing of Govt. Ayurvedic College at Jalukbari, under the award of 12 th Finance Commission of 2005-06. Renovation and repairing of Main College Building .Improvement of	No.HLB 466/2005/5 dt.22-6-06 17.50	20-9-06	20-1-07		95.58	90 %	

ANNEXURE TO STATEMENT NO-13STATEMENT OF COMMITMENT LIST OF INCOMPLETE CAPITAL WORKS P.W.D (BUILDINGS) DIVISION).

Sl. No.	Name of the Division.	Sl. No.	Name of Project /Scheme	Sanctioned amount (In lakh of Rs.) order No & date	Date of commencement of the work	Target date of completion	Revised cost if any (In lakh of Rs.)	Up-to date expenditure (In lakh of Rs.)	Up-to date physical progress	Remarks
			Auditorium Building ,Renovation and repairing of Priya Darsini Girls Hostel .Renovation /repairing of J.C.B Boys Hostel of Govt.Aryvedic College at Jalukbari including electrical works							
		20.	Renovation Upgradation of Library Building at GAC Jalukbari ,Guwahati-14	W.O No.GMC.35/2005/Pt-I (10) 5 Dt.27-02-07 160.72	28-2-07	28-2-08		34.99	35 %	
		21.	Repairing /Re3novation of Swahid Jadav Nath Homeopathic Medical College, Hospital ,Guwahati (Earth filling area) (construction of class room ,approach road (72.00 M length) & drain (93.70 M)	No.HLB 430/2006/11 dt.14-12-06 30.94	22-1-07	22-4-07		11.95	78 %	
3	Tezpur Building Division	22.	4216 Recon.of Repairing of approaches road of residential Bldg.of Commissioner NAD at Tezpur	GAG (B) 249/04/22 dt.14-2-05 11.62	21-3-05	5-3-05		10.39	85 %	
		23.	Contn.of DC's Residence at Udalguri	GAG (B) 64/04 dt.28-12-04	7-2-05	19-1-07		20.55	90 %	

ANNEXURE TO STATEMENT NO-13STATEMENT OF COMMITMENT LIST OF INCOMPLETE CAPITAL WORKS P.W.D (BUILDINGS) DIVISION.

Sl. No.	Name of the Division.	Sl. No.	Name of Project /Scheme	Sanctioned amount (In lakh of Rs.) order No & date	Date of commencement of the work	Target date of completion	Revised cost if any (In lakh of Rs.)	Up-to date expenditure (In lakh of Rs.)	Up-to date physical progress	Remarks
				30.00						
		24.	Contn.of L.J.C Bldg. at Udalguri	JDC (E) 30/04/14 dt.29-3-04 151.33	19-3-05			80.76	67 %	
		25.	Constn.of Judicial Court Bldg.at Tezpur (D.storied RCC BLdg.) including approach road	JDC (E) 135/03/7 dt.5-12-03 63.38	14-5-04	13-11-05		35.43	55 %	
		26.	Construction of Ground & 1 st floor of the 4 (four) storied ECC Office Bldg. for the Deputy Commissioner of Taxes) instead of 6 storied office Bldg. due to solid structure	Revised .A/A F TX.11/88 Pt-I /43/dt.5-6-02 61.33	31-8-02	15-3-04		16.47	37 %	
		27.	Construction of 30 bedded hospital at Rangapara in Sonitpur District	HLA .535/91/10-A dt.23-3-94 59.39				20.98	47 %	
		28.	Construction of PHC at Silbori	HLA .389/94/25 29.38				23.51	80 %	
		29.	Construction of PHC at Ardherighat	HLA .920/87/100 Dt.23-01-87 10.73				11.43	95 %	
		30.	Construction of Orang PHC to 30 bedded hospital under TSP Barrang	HLA .522/93/25-A Dt.22-3-94 61.86				40.52	50 %	
		31.	Construction of 200 bedded Civil hospital at Parowa in Tezpur	HLA .446/87/79 Dt.28-11-91 201.11				49.50	26 %	
		32.	Construction of 200 bedded	HLA .213/84/222				56.63	72 %	

ANNEXURE TO STATEMENT NO-13STATEMENT OF COMMITMENT LIST OF INCOMPLETE CAPITAL WORKS P.W.D (BUILDINGS) DIVISION).

Sl. No.	Name of the Division.	Sl. No.	Name of Project /Scheme	Sanctioned amount (In lakh of Rs.) order No & date	Date of commencement of the work	Target date of completion	Revised cost if any (In lakh of Rs.)	Up-to date expenditure (In lakh of Rs.)	Up-to date physical progress	Remarks
			Civil hospital at Mangaldoi	Dt.31-3-97 131.28						
		33.	Construction of 100 bedded Civil hospital at Udalguri	HLA .290/84/41-A Dt.7-11-87 220.50				193.59	84 %	
		34.	Construction of Circle office Bldg.with staff Qtr.at Gohpur Circle office in Sonitpur Disrict	RLR .24/91/34 Dt.27-3-92 15.19				13.53	50%	
		35.	Construction of Women ITI at Mazbat under world bank assistance national training project	GLR (RC) 95/85/39 dt.19-2-1990 36.51				35.44	45 %	
		36.	Construction of Tezpur Polytechnic complex (Ph-I) functional Bldg	DB (B) 110/88/16 dt.21-3-89 138.73				80.16	66 %	
		37.	Construction of Bldg .for Up-gradation of BTC int DIET at B/Chariali	EDG 45/89/66 dt.28-2-89 51.25				58.07	90 %	
		38.	Rep.& Reno.etc including infrastructure Dev.of Labour Welfare Centre with Craftsmen shed at Panbari	B.66/06/Pt-I/19 Dt.26-12-06 18.98				15.20	95 %	
4	North Lakhimpur Building	39.	Cnstruction of Gr-II Judicial officer Qtat North Lakhimpur	JDJ.160/98/69 Dt.30-12-04 28.09	15-7-05	15-4-06		117.00	26 %	

ANNEXURE TO STATEMENT NO-13STATEMENT OF COMMITMENT LIST OF INCOMPLETE CAPITAL WORKS P.W.D (BUILDINGS) DIVISION.

SL No.	Name of the Division.	SL No.	Name of Project /Scheme	Sanctioned amount (In lakh of Rs.) order No & date	Date of commencement of the work	Target date of completion	Revised cost if any (In lakh of Rs.)	Up-to date expenditure (In lakh of Rs.)	Up-to date physical progress	Remarks
	Division									
5	Nagaon Building Division	40.	Construction of residential building of D.C Morigaon with Garrage , Servant shade Security barrack Brick boundary wall with Security fencing at Morigaon	23.94 A.A.No.GAG (B) 19/2002/36 dt.2-11-02	6-2-03	16-7-07		19.99	96 %	
		41.	Proposed Construction of D.C's Court building (R.C.C) two storied at Morigaon	299.04 A.A.No.GAG (B) 26799/48 dt.4-12-89	2-2-06	24-8-06		56.55		
								2611.14		

ANNEXURE TO STATEMENT NO-13STATEMENT OF COMMITMENT LIST OF INCOMPLETE CAPITAL WORKS (P.H.E DIVISION)

Sl. No.	Name of the Division.	Sl. No.	Name of Project /Scheme	Sanctioned amount (In lakh of Rs.) order No & date.	Date of commencement of the work	Target date of completion	Revised cost if any (In lakh of Rs.)	Up-to date expenditure (In lakh of Rs.)	Up-to date physical progress	Remarks.
1	Silchar PHE Division	1	Narapati W/S/S	PHED.454/06/11 dt.7-3-07 40.90	July	Dece'07	nil	22.33	80 %	
		2	West Jaroitfila W/S/S	PHED.456/06/13 dt.28-2-07 44.52	July '07	Nov'07	nil	12.33	95 %	
		3	Harinagar -IV	-do- 43.33	July '07	Nov'07	nil	21.51	95 %	
		4	Behara-III W/S/S	PHED.451/06/11 dt.1-3-07 55.56	July '07	Dec'07	nil	11.12	80 %	
		5	Behara-IV W/S/S	PHED.451/06/11 dt.1-3-07 47.06	July '07	Dec'07	nil	14.72	80 %	
		6	Tarinipen-1 W/S/S	PHED.451/06/11 dt.1-3-07 44.22	July '07	Dec'07	nil	12.16	90 %	
2	Tangla PHE Division	7	Bhutiajar W/S/S	BTC/PHE/165/2006/ 2 Dt.31-10-06 44.70	5/07	March'08	Nil	17.11	50 %	
		8	Ghagrapara W/S/S	BTC/PHE/165/2006/ 2 Dt.31-10-06 23.65	5/07	Nov'07	Nil	17.29	90 %	
		9	Santipur W/S/S	BTC/PHE/165/2006/ 2 Dt.31-10-06 45.00	6/07	June'08	Nil	23.32	80 %	
		10	Bhairabkunda W/S/S	PHED-335/02/30 dt.25-3-03	-	Msarch/06		20.00	-	

ANNEXURE TO STATEMENT NO-13STATEMENT OF COMMITMENT LIST OF INCOMPLETE CAPITAL WORKS (P.H.E DIVISION)

Sl. No.	Name of the Division.	Sl. No.	Name of Project /Scheme	Sanctioned amount (In lakh of Rs.) order No & date.	Date of commencement of the work	Target date of completion	Revised cost if any (In lakh of Rs.)	Up-to date expenditure (In lakh of Rs.)	Up-to date physical progress	Remarks.
				32.61						
		11	Blapota W/S/S	BTC/PHE/165/2006/2 Dt.31-10-06 34.50	9/06	Msarch'08	Nil	15.94		
3	Barpeta PHE Division	12	Bhotanta Natitara	PHED-281/2004/13 dt.26-8-04 34.15	May/05	25-8-07	Nil	27.45	80 %	Due to for pile line
		13	Khougtra	PHED-292/2004/7 dt.1-9-04 33.34	July /05	31-8-2007	Nil	26.41	70 %	Due to finalization of land
		14	Bholukabari Pathar	PHED-292/2004/7 dt.1-9-04 33.90	April/06	31-8-2007	Nil.	14.75	50 %	Due to transition of gaply flood
		15	Plalor gari Bamunbari	PHED-292/2004/7 dt.1-9-04 33.65	May/06	31-8-2007	Nil	16.95	40 %	-do-
		16	Onanirvitha	PHED-274/2004/6 dt.23-8-04 33.65	January/06	22-8-07	Nil	22.65	80 %	Flood land
		17	Kaljar	PHED-276/2004/8 dt.23-8-04 38.50	Nov/05	22-8-07	Nil	25.34	75 %	
		18	Katajarpathar	PHED-2/2004/8 dt.17-2-04 36.23	Nov/06	16-2-07	Nil	21.29	80 %	Due to finalization of land
		19	Ohanlisbari	PHED-1/2005/4 dt.28-1-05 19.94	June/07	27-1-08	Nil	10.87	50 %	Due to finalization of land
4	Mangaldoi PHE Division	20	Pakabangi Kablichuba W/S/S	PHED/1672/TB/05/52325 dt.19-3-05 24.88	Dec'06	March '08	-	18.01	90 %	Different Technical reasons
		21	Hatemtola W/S/S	PHED/1672/TB/	Dec'06	March '08	-	29.08	90 %	-do-

ANNEXURE TO STATEMENT NO-13STATEMENT OF COMMITMENT LIST OF INCOMPLETE CAPITAL WORKS (P.H.E DIVISION)

SL No.	Name of the Division.	Sl. No.	Name of Project /Scheme	Sanctioned amount (In lakh of Rs.) order No & date.	Date of commencement of the work	Target date of completion	Revised cost if any (In lakh of Rs.)	Up-to date expenditure (In lakh of Rs.)	Up-to date physical progress	Remarks.
				05/52329 dt.19-3-05 30.94						
		22	Bajaspara W/S/S	PHED-92/006/5 dt.1-3-06 for 41.90	Dec'06	March '08	-	19.04	90 %	-do-
		23	Duwaripara W/S/S	PHED-92/006/5 dt.1-3-06 for 34.03	June/07	March '08	-	11.14	90 %	-do-
		24	Khagjani W/S/S	PHED-226/06/4 dt.21-8-06 For 35.157	June/07	March '08	-	22.07	95 %	-do-
		25	Simaloguri Kacharigaon W/S/s	PHED-275/06/4 dt.27-10-06 for 42.755	Feb/07	March '08	-	21.68	85 %	-do-
		26	Borkur W/S/S	PHED-282/06/3 dt.29-9-06 for 38.783	Feb'07	March '08	-	23.12	75 %	-do-
		27	Khaterwar W/S/S	PHED-275/06/4 dt.27-10-06 for 54.4	Jan'07	March '08	-	22.09	95 %	-do-
		28	Gharowa Sonapur W/S/S	PHED-430/06/6 dt.5-1-07 for 43.33	Dec'07	March '08	-	60.63	25 %	-do-
		29	Santipukhori W/S/S	PHED-1420/TB/03/PH-47/250-57 for 38.93	Dec'06	March '08	-	29.58	90 %	-do-
		30	Gakhirkhawapara W/S/S	PHED-1420/TB/03/PH-47/250-57 for 32.22	Dec'06	March '08	-	16.29	90 %	-do-
		31	Borkwmarpara W/S/S	PHED-11/05/3/ dt.14-3-05 29.10	Dec'06	March '08	-	12.40	95 %	-do-

ANNEXURE TO STATEMENT NO-13STATEMENT OF COMMITMENT LIST OF INCOMPLETE CAPITAL WORKS (P.H.E DIVISION)

Sl. No.	Name of the Division.	Sl. No.	Name of Project /Scheme	Sanctioned amount (In lakh of Rs.) order No & date.	Date of commencement of the work	Target date of completion	Revised cost if any (In lakh of Rs.)	Up-to date expenditure (In lakh of Rs.)	Up-to date physical progress	Remarks.
5.	Gossaigaon PHE Division	32	Hasrabari P.W.S.S	HLB-857/86/19 dt.6-3-87 11.50 -	July /87	March 90	-	17.21	80 %	Due to agitation.
		33	Howriapet P.W.S.S	HLB-857/86/19 dt.6-3-87 10.50	July /07	March 90	-	14.81	80 %	Due to agitation.
		34	Dhardhara P.W.S.S	HLB-30/88/Pt-177 dt.20-3-89 34.80	May 89	Dec-92	-	10.59	85 %	Damaged during thieve violence
6	Biswanath Chariati	35	Torchengofab ari P.W.S.S	HLB-30/88/Pt-177 dt.20-3-89 11.44	May 89	-	-	17.44	40 %	
		36	Pachim Dubia P.W.S.S	PHED-304/97//11 Dt.30-3-99 21.04	May 99	March '08	42.71	16.27	90 %	
		37	Charrubari P.W.S.S	April '88	-	-	-	20.10	60 %	
		38	Dewnabari P.W.S.S	April '88	-	-	-	14.68	60 %	
		39	Pichala Kaibara P.W.S.S	PHED-81/2006/4 dt.1-3-06 30.48	May '06	March '08		20.70	75 %	
		40	Serelia Bengoli P.W.S.S	Np.PHED-395/2006/6-A dt.2-1-07 (48.20)	Jan '07	March '08		20.65	80 %	
		41	Sadhatru P.w.S.S	No.PHED-315/2006/6-A dt.2-1-07	Feb'07	March '08		13.05	30 %	
7	Kokrajhar PHE Division	42	Kokrajhar water supply scheme	No.BTC/IBA/143/2005/85/dt.22.9.2005 2357.00		Dec 2008		595.45	68 %	
8	Karimganj	43	1.Durganger W.S.S	11.38				27.53	42 %	

ANNEXURE TO STATEMENT NO-13

STATEMENT OF COMMITMENT LIST OF INCOMPLETE CAPITAL WORKS (P.H.E DIVISION)

Sl. No.	Name of the Division.	Sl. No.	Name of Project /Scheme	Sanctioned amount (In lakh of Rs.) order No & date.	Date of commencement of the work	Target date of completion	Revised cost if any (In lakh of Rs.)	Up-to date expenditure (In lakh of Rs.)	Up-to date physical progress	Remarks.
	PHE Division									
		44	Promodenagar W.S.S	15.06				16.73	80 %	
		45	Mohakal W.S.S	8.84				29.38	80 %	
		46	Kamrangi W.S.S	9.92				10.03	29 %	
		47	Khola W.S.S	13.48				10.07	45 %	
		48	Kajnkalash W.S.S	10.21				27.37	97 %	
		49	Hasanpur W.S.S	17.06				22.69	82 %	
		50	Tanglbari	8.88				28.02	80 %	
		51	Daigram W.S.S	8.77				10.64	47 %	
		52	Defolala W.S.S	9.51				20.05	76 %	
		53	Chandkhira W.S.S	11.82				15.67	46 %	
		54	Baitakhal W.S.S	12.16				37.81	77 %	
		55	Jurbari W.S.S	11.11				16.96	42 %	
		56	Dargarbond W.S.S	19.03				26.65	75 %	
		57	Cheragibazar W.S.S	9.10				33.14	81 %	
		58	Behairdala W.S.S	8.97				18.64	54 %	
		59	Chargola W.S.S	18.72				22.05	80 %	
		60	Dhalibeel W.S.S	11.00				16.95	80 %	
		61	Patiala W.S.S	8.11				30.50	97 %	
		62	Pechala W.S.S	8.11				31.34	82 %	
		63	Bidyanagar W.S.S	14.06				21.99	80 %	
		64	Chantilla W.S.S	20.50				18.91	67 %	
		65	Singlacherra-II W.S.S	28.16		July 2006		23.96	69 %	
		66	Bhagirkhola W.S.S	9.92				16.92	47 %	
		67	Angura Dungari W.S.S.	8.51				10.11		
		68	Kectkua W.S.S	11.91				19.39		
		69	Monosangan W.S.S	11.30				13.75		
		70	Purbagool W.S.S	10.77				12.86		
		71	Duhali W.S.S	10.24				22.55		

ANNEXURE TO STATEMENT NO-13STATEMENT OF COMMITMENT LIST OF INCOMPLETE CAPITAL WORKS (P.H.E DIVISION)

SL No.	Name of the Division.	SL No.	Name of Project /Scheme	Sanctioned amount (In lakh of Rs.) order No & date.	Date of commencement of the work	Target date of completion	Revised cost if any (In lakh of Rs.)	Up-to date expenditure (In lakh of Rs.)	Up-to date physical progress	Remarks.
		71	Adamtilla W.S.S	12.40				12.79		
		72	Kachukauri W.S.S	10.24				21.35		
		73	Channighat W.S.S	10.08				20.35		
		74	Singlacherra W.S.S	15.00				18.99		
		75	Fatepur W.S.S	9.32				22.76	64 %	
		76	Lalarchak W.S.S	11.00				23.99	64 %	
		77	Sheralipur W.S.S	9.97				28.88	97 %	
		78	Routhgram W.S.S	9.92				24.63	97 %	
		79	Bazarghat W.S.S	9.78				21.68	80 %	
		80	Bandarkuna	9.68				12.56	59 %	
		81	Kalkalighat W.S.S	9.08				27.95	89 %	
		82	Kalibari Bazar W.S.S	9.94				22.71	75 %	
		83	Brahmassan W.S.S	9.85				20.61	44 %	
		84	Saidpur W.S.S	8.78				35.54		Fresh A.A of the schemes is required as per Finance Dep. order No.BB.206/99/135 dt.17/5/03 as most of these schemes have been sanctioned since 18 to 19 years back
		85	Raghurtock W.S.S	10.47				14.41		-do-
		86	Kaylaghat W.S.S	6.17				12.83		
		87	Dalu W.S.S	9.52				14.15		
		88	Khalopar W.S.S	11.20				58.98	80 %	

ANNEXURE TO STATEMENT NO-13

STATEMENT OF COMMITMENT LIST OF INCOMPLETE CAPITAL WORKS (P.H.E DIVISION)

SL No.	Name of the Division.	SL No.	Name of Project /Scheme	Sanctioned amount (In lakh of Rs.) order No & date.	Date of commencement of the work	Target date of completion	Revised cost if any (In lakh of Rs.)	Up-to date expenditure (In lakh of Rs.)	Up-to date physical progress	Remarks.
		89	Manikkuna W.S.S	10.41				40.20		
		90	Mahipur W.S.S	19.00		July 2006		22.46	77 %	-do-
		91	Jumbasti W.S.S	71.07		March 2007		14.63		
9	Hamren PHE Division	92	Ormarjong PWSS	9.90 KAC/PHE-4 /Pt-III/82-83/17304-07dt.28-3-84				31.81	55 %	
		93	Hadow PWSS	8.82 KAC/PHE-4 Pt-III/17309-12 dt.28-3-84				38.85	80 %	
		94	Burajungthung PWSS	15.07 KAC/PHE/ Pt-/86-87/9790 dt.3-12-87				28.26	75 %	
		95	Maisam PWSS	18.91 KAC/PHE/ WS/5/91-92/9173 dt.4-2-91				32.27	85 %	
								2635.92		

ANNEXURE TO STATEMENT NO-13

STATEMENT OF COMMITMENT LIST OF INCOMPLETE CAPITAL WORKS (IRRIGATION DIVISION)

Sl. No.	Name of the Division	Sl. No.	Name of Project /Scheme	Sanctioned amount (In lakh of Rs.) order No & date	Date of comm.- enment of the work	Target date of comple- tion	Revised cost if any (In lakh of Rs.)	Up-to date expendi-ture (In lakh of Rs.)	Up-to date physical progress	Remarks
1	Morigaon Irrigation Division	1.	L.I.S from Charan beel in Oujaripathar	29.40 IGN (P) 339/88/2 dt.31-3-88	11/1988	1992	Nil	25.14	31 %	Paucity of fund
		2.	Improvement of Bongthaigaon L.I.S (T.S.P)	15.70 IGN (P) 219/27/2 Dt.31-3-87	12/1987	1991	nil	10.69	60 %	-do-
		3.	Improvement of Jagiroad L.I.S (T.S.P)	24.61 IGN (P) 220/87/2 Dt.31-1-87	11/1987	1991	Nil	23.64	90 %	-do-
		4.	<u>Under AIBP</u> 1.Impt.of Chataberi P.C Ni.1,2,3 Kh- anajan,Nabehatia 2.Kupatimari D.T.W.I.S 3.Impt.of Dongabari P.C	20.00 No.IGN (W) 59/2002/55 Dt.30-3-02 18.80 No.IGN (W) /58/2002/62 Dt.30-3-2002 30.32 No.IGN (W) /62/2002/83 Dt.27-3-2002	Nov/2002 Dec/2002 Dec/2002	March/ 2004 March/ 2004 March/ 2004		11.33 12.22 13.28		

ANNEXURE TO STATEMENT NO-13

STATEMENT OF COMMITMENT LIST OF INCOMPLETE CAPITAL WORKS (IRRIGATION DIVISION)

SL No.	Name of the Division	SL No.	Name of Project /Scheme	Sanctioned amount (In lakh of Rs.) order No & date	Date of comm.-enment of the work	Target date of comple-tion	Revised cost if any (In lakh of Rs.)	Up-to date expendi-ture (In lakh of Rs.)	Up-to date physical progress	Remarks
2	Kalibor (Jakkhalabandha)	5.	CAD to Kalibor L.I.S	Original estimated cost 465.0 Revised 891.0	1985	-		1242.68	90 %	Central Asst. to complete the project since 2002-03 was stopped on the plea that the project had been taking long time to complete
		6.	CAD to L.I.S for Kollong & Sonai river basis	4167.35	1994-95	2002-03		2.29	0.02 %	No fund for the project has been received either from central /State Govt. after receipt of 2.298
3	Sivasagar Irrigation Division	7.	A.Flow Irrigation Scheme I.Improvement of Deepani F.I.S	IGN (P) 57/87/2 Dt.31-3-87 14.66	March/87	March/88		10.07	50 %	
		8.	L.I.S from R/Dikhow in Meteka Bongaon Area	IGN (P) 531/84/3 Dt.23-1-85 14.66	Jan/85	March/88		33.66	80 %	W/C payment for is included
		9.	L.I.S from R/Dikhow in Mahehara Mouza	IGN (P) 351/76/15 Dt.29-1-77 24.68	Jan/77	March/86		27.61	80 %	W/C payment for is included
		10.	G.S.T.W Scheme I.Belengibari BTW	IGN (P) 527/84/3 Dt.15-2-85	Feb/85	March/8		16.55	40 %	

ANNEXURE TO STATEMENT NO-13

STATEMENT OF COMMITMENT LIST OF INCOMPLETE CAPITAL WORKS (IRRIGATION DIVISION)

Sl. No.	Name of the Division	Sl. No.	Name of Project /Scheme	Sanctioned amount (In lakh of Rs.) order No & date	Date of comm.-enment of the work	Target date of comple-tion	Revised cost if any (In lakh of Rs.)	Up-to date expendi-ture (In lakh of Rs.)	Up-to date physical progress	Remarks
			Scheme 3 (pnts)	13.89						
			2.DTW Scheme at Jakaiehuk DTW (1 pnt.TSP) Area.	IGN (P) 327/87/2 Dt.31-3-87 7.58	March/87	June/88		34.96	75 %	W/C payment for is included
			3.DTW Scheme at Derika Kaiborta gaon.	IGN (P) 180/88/2 Dt.28-3-08 16.00	March/88	March/89		39.09	75 %	
			4.DTW Scheme at Panidohing (TSP) are (2 pts)	IGN (P) 268/98/2 Dt.31-3-88 12.96	March/88	March/89		14.53	25 %	
			5.DTW Scheme at Sarupathar (3pts)	IGN (P) 267/88/2 Dt.31-3-88 18.00	March /88	May/89		20.52	80 %	
4	Kailiabor & Integrated Kollong Electrical Division Irrigation, Nagaon	11.	Sialmari L/P (senchowa)	TB/Mech/82/7/7 dt.June/84	June/84	March /04	55.31 (As per R.P repost of 2002.03)	36.51	70 %	
5	Bokajan Irrigation	12.	Kalijan I.S	KAC/IRRI/App/20/95-96/8/502 dt.7-6-97 for	1997-98	2007-08		119.33	98 %	

ANNEXURE TO STATEMENT NO-13STATEMENT OF COMMITMENT LIST OF INCOMPLETE CAPITAL WORKS (IRRIGATION DIVISION)

Sl. No.	Name of the Division	Sl. No.	Name of Project /Scheme	Sanctioned amount (In lakh of Rs.) order No & date	Date of comm.-enent of the work	Target date of comple-tion	Revised cost if any (In lakh of Rs.)	Up-to date expendi-ture (In lakh of Rs.)	Up-to date physical progress	Remarks
	Division, Sarihajan			160.68						
		13.	Pitiadong I.S	Rev.No.KAC/IRRI/AA /98-99/8/62/1215 dt.17-8-01 for 212.37	1997-98	2007-08		156.20	67 %	
		14.	Hidipi I.S	Rev.A.A No.KAC/IRRI/ Bokajan /AA/4/03/1455 dt.----- for 150.45	1999-2000	-Do-		88.29	83 %	
		15.	Timharcargso T.I.S	KAC/IRRI/AA/73 (A) /94-95/7783 dt.13-9-94 for 16.35	1994-95	-do-		13.34	90 %	
		16.	Kalivaty	Rev.A.A No.KAC/IRRI/AA/ BJK 6/03/58 dt.22-10-03 for 44.42	1996-97	-do-		35.16	85 %	
		17.	Kamargaon I.S	KAC/IRRI/AA/BKJN/6 /03/60 dt.22-10-03 for 107.35	2003-04	-do-		51.13	90 %	
		18.	Balijuri I.S	105.72 KAAC/Irrig/AA/BKO K/4/03/59 dt.22-10-03	2003-04	-do-		37.74	75 %	
			(1) Thidilags T.I.S	25.75 KADC/Ig/AA/74-A/94-	1994-95			23.43		

ANNEXURE TO STATEMENT NO-13STATEMENT OF COMMITMENT LIST OF INCOMPLETE CAPITAL WORKS (IRRIGATION DIVISION)

Sl. No.	Name of the Division	Sl. No.	Name of Project /Scheme	Sanctioned amount (In lakh of Rs.) order No & date	Date of comm.-enment of the work	Target date of comple-tion	Revised cost if any (In lakh of Rs.)	Up-to date expendi-ture (In lakh of Rs.)	Up-to date physical progress	Remarks
			(2) Saibilargso T.I.S	95 /13062 (A) Dt.5-12-94 19.65 KAAC/Ing/AA/20/Pt-4/216350 (A) Dt.27-8-97	1997-98			17.75		
			(3) Langmiti T.I.S	-do-	-do-			17.99.		
6	Karbi Anglong Irrigation Division	19.	Chelabor I/S	288.35 KAAC/Irri/87-88/134/10256 dt.16-12-87	16-12-87	March /07		492.42	50 %	Due to paucity of fund
		20.	Mandobi I/S	173.56 KAAC /Irri/Misc /25-A/92-93/7702-A dt.2-2-04	2-2-04	March/07		35.63	63 %	-do-
		21.	M.I.Scheme near Habe Kro Vill.I/S	30.57 KAAC/Irrig/AA/DPU/03/327 dt.31-3-03	31-3-03	March/07		10.80	87 %	
		22.	Hembonglong Gaon I/S	33035 KAAC/Irri/AA/3105/7631 dt.29-1-05	29-1-05	March/08		46.72	60 %	
		23.	Bagpani I/S	200.63 KAAC/Irri/AA/7/05/300-A dt.7-3-05	7-3-05	March /08		63.87	53 %	
		24.	Sar-Et Engti Gaon I/S	157.34	29-1-05	March/08		12.33	55 %	

ANNEXURE TO STATEMENT NO-13

STATEMENT OF COMMITMENT LIST OF INCOMPLETE CAPITAL WORKS (IRRIGATION DIVISION)

Sl. No.	Name of the Division	Sl. No.	Name of Project /Scheme	Sanctioned amount (In lakh of Rs.) order No & date	Date of comm-entment of the work	Target date of comple-tion	Revised cost if any (In lakh of Rs.)	Up-to date expendi-ture (In lakh of Rs.)	Up-to date physical progress	Remarks
				KAAC/Irri/A/1/05/764 5 dt.29-1-05						
		25.	Borjan Composit I/S	2240.35 KAAC/Irri/AA/99- 2000/53 dt.29-4-99	29-4-99	March/08		390.62	38 %	
		26.	Imp. & Extension of Kunjukpathar I/S	65.13 KAAC /Irri/AA/98- 99/1446-A dt.6-5-99	6-5-99	March/07		10.25	78 %	
		27.	Mod.of Borpani I/S	54.36 KAAC /Irri/AA/98- 99/150/7381 Dt.9-3-99	9-3-99	March/07		39.65	35 %	
		28.	Lower Wahamlangso I/S	102.91 KAAC/Irri/AA/4/45/05 /287 Dt.3-2-05	3-2-05	March/08		33.22	70 %	
		29.	Puja Hidipi I/S	759.75 KAAC/Irri/AA/98- 99/50/3044 Dt.16-9-97	16-9-97	March/09		134.14	68 %	
		30.	Mod.of Horguti I/S	391.66 KAAC /Irri/AA/02/3572 dt.25- 9-02	25-9-02	March/09		40.36	70 %	
		31.	Tikoklangso I/S	104.76 KAAC/Irri/AA/20/94/1 0/03 dt.31-3-2000.	31-3-2000	March/07		63.29	93 %	
		32.	Extn.of Derajuri I/S	397.49 KAAC/Irrig/AA/98-	3-2-05	March/07		154.80	98 %	

ANNEXURE TO STATEMENT NO-13STATEMENT OF COMMITMENT LIST OF INCOMPLETE CAPITAL WORKS (IRRIGATION DIVISION)

Sl. No.	Name of the Division	Sl. No.	Name of Project /Scheme	Sanctioned amount (In lakh of Rs.) order No & date	Date of comm- enment of the work	Target date of comple- tion	Revised cost if any (In lakh of Rs.)	Up-to date expendi- ture (In lakh of Rs.)	Up-to date physical progress	Remarks
				99/55-77 (A) dt.11-1-01						
		33.	Indrasing I/S	228.00 -do- /05/04/287 dt.3-2-05	3-2-05	-do-		71.92	96 %	
		34.	Dikoipi I/S	224.24 -do- /9/05/298 dt.7-3-05.	7-3-05	-do-		112.48	89 %	
		35.	Shilaguri I/S	139.89 -do-/11/3 dt.10- 3-05	10-3-05	-do-		105.01	70 %	
		36.	Dissama No.2 I/S	201.78 -do- /7/03/103 dt.26-3-03	26-3-03	-do-		103.65	73 %	
		37.	Rongmadu I/S	391.18 -do- /7/05/291 dt.3-2-05	3-2-05	-do-		187.19	70 %	
		38.	Kakijan I/S	501.43 -do- /97- 98/7539 dt.24-3-99	24-3-99	-do-		148.15	63 %	
		39.	<u>Major /Medium Irrigation Schemes.</u> Amreng I/S	6154.00] KAAC/Irri/AA/98- 99/51/199 dt.4-2-99	4-2-99	March/09		1530.35	30 %	
		40.	C.A.D Schemes	96.11 KAAC/Irri/AA/28/Pt0I/ 89-90 d.7-9-90	7-9-89	March/07		60.68	78 %	
(7)	Guwahati irrigation Division	41.	Khetri Hardia D.T.W.S	31.05 No.IGN (P) 168/86/2 dt.31-3-87	1987	-		26.85		Civil & Mechanical work completed and Electrical work is under progress

ANNEXURE TO STATEMENT NO-13

STATEMENT OF COMMITMENT LIST OF INCOMPLETE CAPITAL WORKS (IRRIGATION DIVISION)

Sl. No.	Name of the Division	Sl. No.	Name of Project /Scheme	Sanctioned amount (In lakh of Rs.) order No & date	Date of comm- enment of the work	Target date of comple- tion	Revised cost if any (In lakh of Rs.)	Up-to date expendi-ture (In lakh of Rs.)	Up-to date physical progress	Remarks
		42.	<u>Kachutoli L.I.S</u>	19.93 No.IGN (P) 373/92/02 dt.31-3-92	1992	-		28.55	10 %	After construction of B.G Rly.line transportation communication is not possible to the work site and the cost of approach road can not be adjusted with the sufficient amount
		43.	Utherapather ELIS (PH-I)	16.43 IGN (P) 130/21/813 dt.20-3-82	2002-03	2007-08		Original work 26.32 Under NABARD RIDF-X 48.87	95 %	
		44.	Re-modelling of Atta LIS	10.33 IGN (P) 352/92/2 Dt.31-3-92	2004-05	2007-08		Original work 1.95 Under NABARD RIDF-X 29.44	75 %	

ANNEXURE TO STATEMENT NO-13

STATEMENT OF COMMITMENT LIST OF INCOMPLETE CAPITAL WORKS (IRRIGATION DIVISION)

Sl. No.	Name of the Division	Sl. No.	Name of Project /Scheme	Sanctioned amount (In lakh of Rs.) order No & date	Date of comm.- enment of the work	Target date of comple- tion	Revised cost if any (In lakh of Rs.)	Up-to date expendi-ture (In lakh of Rs.)	Up-to date physical progress	Remarks
		45.	Ghoramarajan FIS	61.832 IGN (P) 145/88/2 dt.31- 3-88	2004-05	2007-08		Original work 80.92 Under AIBP 77.73	60 %	
8	Nalbari Irrigation Division	46.	Remodeling of Morapagladia FLIS	IGN (P) 336/87/2 dt.31- 3-87 34.99				52.02	40 %	
		47.	Remodeling of Bijulighat ELIS	IGN (P) 17/87/2 dt.11- 2-87 14.93				88.32	10 %	
		48.	Imp.of Dimla ELIS	IGN (P) 319/91/2 dt.31- 3-91 12.25				21.60	10 %	
		49.	Explo. Cum-production DTWS at Tihu Mouza	IGN (P) 185/87/2 dt.31- 3-87 16.26				30.51	60 %	
		50.	Damdama DTWS 3 pt	IGN (P) 120/88/2 dt.30- 3-88 24.30				38.61	75 %	
		51.	Barnibari DTWS 2pt.	IGN (P) 292/87/2 dt.31- 3-87 24.30				19.99	80 %	
		52.	Kakoya DTWS 2pt	IGN (P) 192/87/2 dt.31- 3-87 16.20				15.59	10 %	
		53.	Potabari DTWS 2pts	IGN (P) 167/86/2 dt.31- 3-867 6.50				17.80	65 %	

ANNEXURE TO STATEMENT NO-13

STATEMENT OF COMMITMENT LIST OF INCOMPLETE CAPITAL WORKS (IRRIGATION DIVISION)

Sl No.	Name of the Division	Sl. No.	Name of Project /Scheme	Sanctioned amount (In lakh of Rs.) order No & date	Date of comm.- enment of the work	Target date of comple- tion	Revised cost if any (In lakh of Rs.)	Up-to date expendi-ture (In lakh of Rs.)	Up-to date physical progress	Remarks
9	Dudhnoi Division Irrigation	54.	Khutasari D.T.W.S (2points)	11.76 No.IGN (P) 715/85/2 dt.19-3-86	1988-99	31-03-08		20.66	85 %	Point No.1 is completed commissioning of the scheme (point No.II) delayed due to paucity of fund
		55.	Marki F.I.S (T.S.P) (Under A.I.B.P since 2000)	325.00 No.IGN (W) 50/2001/133,dt.05-03- 2003.	1992-93	31-03-08		205.65	67 %	Due to price escalation the execution of work was severely effected .
		56.	Improvement of Dandalama F.I.S	4.61 No.IGN (P) 281/93/15 dt.07-02-1994	1993-94	2008-09		31.12	50 %	Revised estimate proposal for 70.00 has been submitted under RIDF XII NABARD
10	Guwahati Mechanical Sub-Division Irrigation	57.	Borolia Irrigation project Supply,Installation of 20 HP diesel Engine driver pumpset at B ₁ B ₂ and B ₃ cannal	Order No.for B ₂ cannal CE/Mech/54/98/10/ dt.24-2-99 Order No.for B ₃ cannal CE/Mech/34/98/11/ dt.24-2-99	March 2000 March 2000	2008-09 2007-08		11.44 15.42	80 % 80 %	

ANNEXURE TO STATEMENT NO-13STATEMENT OF COMMITMENT LIST OF INCOMPLETE CAPITAL WORKS (IRRIGATION DIVISION)

Sl. No.	Name of the Division	Sl. No.	Name of Project /Scheme	Sanctioned amount (In lakh of Rs.) order No & date	Date of comm.- enment of the work	Target date of comple- tion	Revised cost if any (In lakh of Rs.)	Up-to date expendi-ture (In lakh of Rs.)	Up-to date physical progress	Remarks
11	Guwahati West Division Irrigation	58.	Dharapur Pachanigaon DTWS	IGN (P) 331/87/2 dt.31-3-87 for 16.06	1986-87	-do-		19.90	60 %	
		59.	Nakuch DTWS	IGN (P) 371/93/2 dt.10-12-93 for 12.00	1993-94	-do-		22.10	30 %	
		60.	Kharkhari F.I.S	IGN (P) 379/92/2 dt.31-3-92 for 87.67	1991-92	2008-09		77.14	10 %	
		61.	Alokjari Balssidhi DTWS	IGN (P) 82/88/3 dt.10-3-88 for 15.85	1987-88	2006-07		51.10	97 %	
		62.	Champurpara DTWS	IGN (P) 49/84/2 dt.14-2-85 for 16.78	1984-85	2007-08		16.33	20 %	
		63.	Ubhati F.I.S Ph-II	IGN (P) 671/78/331 dt.26-2-77 for 27.35	76-77	2006-07		60.50	80 %	
		64.	Rangamati Sarpara DTWS.	IGN (P) 365/88/2 dt.31-3-88 for 15.65	87-88	2007-08		26.59	20 %	
		65.	Satpurjagi DTWS	IGN (P) 333/88/2 dt.10-3-88 for 15.40	87-88	2007-08		39.42	20 %	
		66.	Singra F.I.S Ph-II	IGN (P) 692/78/279 dt.14-2-79 for 27.65	78-79	2006-07		29.16	75 %	
		67.	Improvement & Extension Pizupara ELIS	IGN (W) 44/2005/24 dt.4-206 for 37.53	2005-06	2006-07		22.04	86 %	
	68.	Modernisation of Kopili F.I.S under RIDF-XI (NABARD)	IGN (W) 178/2006/10-A dt.31-3-2007 for 4.11	2006-07	2008-09		60.00	16 %		
12	Rangai Division	69.	A.General Area.Athava ELIS	IGN (P) 155/92/12 dt.31-3-92 for 19.44	1991-92	-		24.32	6 %	All the scheme could not be

ANNEXURE TO STATEMENT NO-13

STATEMENT OF COMMITMENT LIST OF INCOMPLETE CAPITAL WORKS (IRRIGATION DIVISION)

Sl. No.	Name of the Division	Sl. No.	Name of Project /Scheme	Sanctioned amount (In lakh of Rs.) order No & date	Date of comm.-ement of the work	Target date of comple-tion	Revised cost if any (In lakh of Rs.)	Up-to date expendi-ture (In lakh of Rs.)	Up-to date physical progress	Remarks
	Irrigation									completed
		70.	Borka Paintama DTWS	IGN (P) 316/91/2 dt.31-3-91 for 17.03	1990-91			39.23	22 %	
		71.	Gopalpur ELIS	IGN (P) 362/91/2 dt.31-3-91 for 36.07	1991-92			43.74	42 %	
		72.	Morarjana ELIS	IGN (P) 361/91/2 dt.31-3-91 for 12.81	1990-91			27.45	16 %	
		73.	Gurmow Chandamari DTWS	IGN (P) 372/88/2 dt.31-3-88 for 16.06	1987-88			33.65	56 %	
		74.	Dumuni Chowki DTWS	IGN (P) 976/88/2 dt.31-3-88 for 7.99	1987-88			34.89	42 %	
		75.	Extension of Improvement of Kamalpur ELIS Azara & Soneswar P.C	IGN (P) 310/88/2 dt.31-3-88 for 11.59	1988-89			22.98	89 %	
		76.	Improvement of Dipteswari & Azara-II P.C under Guwahati ELIS	IGN (P) 159/82/2 dt.30-3-92 for 10.70	1992-93			14.22	10 %	
		77.	B. T.S.P Area. Laharapara DTWS	IGN (P) 364/88/2 dt.31-3-88 for 8.25	1986-87			40.53	65 %	
		78.	Bagdova ELIS	IGN (P) 48/86/2 dt.31-3-87 for 35.62	1986-87			36.55	91 %	
		79.	Ghilajhars ELIS.	IGN (P) 324/92/2 dt.31-3-92 for 26.49	1991-92			31.38	9 %	
		80.	Tamulpur DTWS	IGN (P) 360/88/2 dt.31-3-88 for 16.46	1987-88			35.18	64 %	
		81.	C.S.C.P Area. Rshaghania DTWS	IGN (P) 359/88/2 dt.31-3-88 for 15.86	1987-88			23.66	46 %	

ANNEXURE TO STATEMENT NO-13

STATEMENT OF COMMITMENT LIST OF INCOMPLETE CAPITAL WORKS (IRRIGATION DIVISION)

Sl. No.	Name of the Division	Sl. No.	Name of Project /Scheme	Sanctioned amount (In lakh of Rs.) order No & date	Date of comm.-enment of the work	Target date of comple-tion	Revised cost if any (In lakh of Rs.)	Up-to date expendi-ture (In lakh of Rs.)	Up-to date physical progress	Remarks
		82.	Doball Chamaguri DTWS.	IGN (P) 364/88/2 dt.31-3-88 for 8.25	1987-88			18.09	41 %	
13	General Area Scheme Bongaigaon North Salamara	83.	Khudra Narikala DTWS (2 Pts)	IGN (P) 89/99/26 dt.29-3-88 for	1987-88	-		17.15	15 %	
		84.	Sajnavita DTWS (2pts)	IGN (P) 240/87/2 dt.30-3-87 for 15.55	1987-88	-		10.41		
		85.	Bhumsswar ELIS	IGN (P) 329/87/2 dt.31-3-87 for 94.95	1986-87	-		12.05		
		86.	T.S.P Area Scheme Chirang BTAD Kuklung F.I.S	Revival A.A for IGN (W) 65/2004/8 dt.4-12-06 for 94.95	1982-83	2006-07		98.72		
		87.	Bengtal F.I.S	IGN (P) 302/87/Pt-II dt.31-8-87 for 39.702	1987-88	2006-07		34.79		
		88.	Doichunguri F.I.S	IGN (P) 10/85/2 dt.10-12-85 for 54.22	1986-87	-		28.82		
		89.	Darrsanga F.I.S	IGN (P) 229/87/2 dt.31-3-87 for 58.576	1987-88	-		28.47		
		90.	Nowapara F.I.S	IGN (P) 231/87/2 dt.31-3-87 for 47.244	1991-92	-		85.60		

ANNEXURE TO STATEMENT NO-13

STATEMENT OF COMMITMENT LIST OF INCOMPLETE CAPITAL WORKS (IRRIGATION DIVISION)

Sl. No.	Name of the Division	Sl. No.	Name of Project /Scheme	Sanctioned amount (In lakh of Rs.) order No & date	Date of comm.- enment of the work	Target date of comple- tion	Revised cost if any (In lakh of Rs.)	Up-to date expendi-ture (In lakh of Rs.)	Up-to date physical progress	Remarks
		91.	S.C.C.P. Arca Scheme Bongaigaon Chakapara F.I.S	IGN (W) 66/2004/2 dt.31-3-87 for 79.30	1987-88	2006-07		53.05		
14	Barpeta Irrigation Division Sorbhog	92.	Tetherapather ELIS (ph-I)	IGN (P) 130/21/813 dt.20-3-82 16.43	2002-03	2007-08		48.88	95 %	
		93.	Re-modelling of Atta ELIS	IGN (P) 352/92/2 dt.31-3-92 10.00	2004-05	2007-08		29.45	75 %	
		94.	Ghoramarajan FIS	IGN (P) 14/88/2 dt.31-3-8 61.832	2004-05	2007-08		80.93	60 %	
15	Mangaldoi Irrigation Division	95.	Impvt.of Huduma F.I.S	29.44 IGN (W) 57/2002/36 dt.30-3-02	86-87	March /2008		26.20		
		96.	Impvt.of Kalaigaon F.I.S	7.70 IGN (P) 71/87/2 dt.31-3-87	86-87	March /2008		12.40		
		97.	Kura L.I.S	362.00 IGN (P) 29/87/2 dt.06-3-87	86-87	March /2008		139.00		
		98.	Bokrajhar Moheswari L.I.S	7.20 IGN (P) 320/88/2 dt.31-3-88	87-88	March /2008		27.20		
		99.	Exten. & Impvt.of Remodl.of Kulsik IS.	403.71 IGN (P) 233/90/5 dt.21-11-90	90-91	March /2008		180.30		
		100.	Pachimchuba D.T.W.I.S	14.44	86-87	March /2008		19.55		

ANNEXURE TO STATEMENT NO-13

STATEMENT OF COMMITMENT LIST OF INCOMPLETE CAPITAL WORKS (IRRIGATION DIVISION)

Sl. No.	Name of the Division	Sl. No.	Name of Project /Scheme	Sanctioned amount (In lakh of Rs.) order No & date	Date of comm.- enment of the work	Target date of comple- tion	Revised cost if any (In lakh of Rs.)	Up-to date expendi-ture (In lakh of Rs.)	Up-to date physical progress	Remarks
				IGN (P) 34/87/2 dt.06-3-87						
		101.	Ramhari D.T.W.I.S	14.57 IGN (P) 274/88/2 dt.14-3-88	86-87	March /2008		16.02		
		102.	Niz-Sarabari D.T.W.I.S	20.36 IGN (P) 35/87/2 dt.06-3-87	86-87	March /2008		22.85		
		103.	Patidarrang D.T.W.I.S	20.06 IGN (P) 35/87/2 dt.06-3-87	87-88	March /2008		13.12		
		104.	Remod.of Mangaldoi F.I.S	17.89 IGN (P) 272/80/20 dt.29-8-80	81-82	March /2008		26.86		
		105.	Bholanath Bund IS	577.00 BAC/MIS/ 60/95/84 dt.19-12-01	85-86	March /2008		344.45		
		106.	Kuhiarkuchi F.I.S	106.19 IGN (P)411/92/7 dt.04-01-96	86-87	March /2008		48.00		
		107.	Impvt.of Dimila F.I.S Ph- II	15.54 IGN (P) 153/87/2 dt.31-03-87	87-88	March /2008		16.19		
		108.	Impvt.of Dimila F.I.S Ph- III	12.00 IGN (P) 217/88/2 dt.31-03-88	87-88	March /2008		11.74		
		109.	Modern & Extn.of Batiamari F.I.S Scheme	10.00 IGN (P) 234/88/2 dt.31-03-88	87-88	March /2008		16.86		
		110.	Impvt.of Kalpani F.I.S	415.00	87-88	March /2008		338.58		

ANNEXURE TO STATEMENT NO-13STATEMENT OF COMMITMENT LIST OF INCOMPLETE CAPITAL WORKS (IRRIGATION DIVISION)

Sl. No.	Name of the Division	Sl. No.	Name of Project /Scheme	Sanctioned amount (In lakh of Rs.) order No & date	Date of comm- enment of the work	Target date of comple- tion	Revised cost if any (In lakh of Rs.)	Up-to date expendi-ture (In lakh of Rs.)	Up-to date physical progress	Remarks
				IGN (P) 32/89/93 dt.31-03-90						
		111.	Canal system of Deosunga F.I.S	43.10 IGN (W) 56/02/42 dt.27-03-02	87-88	March /2008		35.56		
		112.	Remod .of Bega I/S scheme	43.10 IGN (W) 56/01/65 dt.14-03-02	93-94	March /2008		25.80		
		113.	Damarapota D.T.W.I.S	8.40 IGN (P) 272/88/2 dt.31-03-88	86-87	March /2008		14.71		
		114.	Mouzipukhuri D.T.W.I.S	14.59 IGN (P) 300/88/2 dt.31-03-88	87-88	March /2008		27.20		
		115.	Pithakhowa D.T.W.I.S	7.30 IGN (P) 300/88/2 dt.31-03-88	87-88	March /2008		17.24		
		116.	Niz-Dahi D.T.W.I.S	7.49 IGN (P) 88/2 dt.29-03-88	87-88	March /2008		12.45		
		117.	Extn.of Huduma F.I.S	53.29 IGN (W)55/02/66 dt.27-03-02	86-87	March /2008		41.30		
		118.	Extn.of Rowta F.I.S	7.35 IGN (P) 325/88/02 Dt 31-03-88	87-88	March /2008		10.30		
		119.	Gelabeel D.T.W.I.S	9.99 IGN (P)554/84/2 dt.24-01-85	84-85	March /2008		15.39		
		120.	Remodl.of i bund	15.84	86-87	March /2008		35.00		

ANNEXURE TO STATEMENT NO-13STATEMENT OF COMMITMENT LIST OF INCOMPLETE CAPITAL WORKS (IRRIGATION DIVISION)

<i>Sl. No.</i>	<i>Name of the Division</i>	<i>Sl. No.</i>	<i>Name of Project /Scheme</i>	<i>Sanctioned amount (In lakh of Rs.) order No & date</i>	<i>Date of comm.-enment of the work</i>	<i>Target date of comple-tion</i>	<i>Revised cost if any (In lakh of Rs.)</i>	<i>Up-to date expendi-ture (In lakh of Rs.)</i>	<i>Up-to date physical progress</i>	<i>Remarks</i>
			LS	IGN (P)74/87/2 Dt31-0387						
								2872.74		

ANNEXURE TO STATEMENT NO-13

STATEMENT OF COMMITMENT LIST OF INCOMPLETE CAPITAL WORKS (WATER RESOURCE DIVISION)

Sl. No.	Name of the Division	Sl. No.	Name of Project /Scheme	Sanctioned amount (In lakh of Rs.) order No & date	Date of comm.- enment of the work	Target date of completion	Revised cost if any (In lakh of Rs.)	Up-to date expenditure (In lakh of Rs.)	Up-to date physical progress	Remarks
1	Dibrugarh W.R Division	1.	A/E Measurement at 5 th K.M in extn.of Tengakhat bund upto Jokai R.F (Dehingholla)	169.83 A.A & T.S No.F.C (c) 295/98/8 dt.11.01.99 No.ACE/FC/WD-128/97/8 dated 3-05-99	March /99	-	Yes Revised for 207.622	67.00	90 %	Due to fund constrain the work stop
		2.	Construction of short retirement and anti-erosion measures at 5 th K.M of Dehing bund from Kotoha to Bhogamur	149.46 A.A & T.S No.F.C (c) 295/98/6 dt.20.3.99 No.ACE/FC/WD-134/97 dated 9-07-99	March /99	-	156.19	58.00	98 %	-do-
		3.	Construction of Sluice gage on Gela Desam river including Tie bund	97.34 A.A & vide.F.C (c) 255/88/14 dt.19.02.92	March /92	-	180.36	49.24	80 %	.
2	Morigaon W.R Division	4.	Protection of Kapurpura area including Bhuragaon Town from the erosion of river Brahmaputra (Constn. Of land Spur and Tie bund) Ph-II	A.A.No.WR (C) 44/05 Pt./29 dt.15.9.96 513.00	June/2006	9.11.2007	-	443.74	97 %	Due to site condition
3	Sivasagar WR Division	5.	Protection of B/dyke from Desangmukh to Dikhowmukh near a fala Mishing Gaon against the erosion of river Brahmaoutra Suburbs of Sibsagar town (silting Devices)	219.67 AC/E/FC/WS-154/99/13 dt.17.3.2003	March 2000			163.50	83 %	Due to irregular fund flew, the contractors of the reluctone to do the balance work ,hence the

ANNEXURE TO STATEMENT NO-13STATEMENT OF COMMITMENT LIST OF INCOMPLETE CAPITAL WORKS (WATER RESOURCE DIVISION)

Sl. No.	Name of the Division	Sl. No.	Name of Project /Scheme	Sanctioned amount (In lakh of Rs.) order No & date	Date of comm.- enment of the work	Target date of completion	Revised cost if any (In lakh of Rs.)	Up-to date expenditure (In lakh of Rs.)	Up-to date physical progress	Remarks
										work stopped as is where is basis
		6.	Construction of short retirement at 49 th Km of Dikhow bund Left Bank from Namdangout fall to Dikhowmukh i/c palliative measures	143.81 AC/E/FC/WS-156/March/2000 dt.12.5.2000	March 2000			93.48	80 %	-do-
		7.	A/E measurement of Desang bund Left Bank from Akhoiphutia to Desangmukh (protection) work at 48 th & 49 th Km)	227.66 WR © 327/2006/5 dt.4-6-07	30/12/07			92.70	95 %	Work in progress
		8.	R/S to B dyke from Desangmukh to Dikhowmukh	690.90 ACE/WR/WS-171/06/9 Dt.25/1/07	Sept/06			357.59	90 %	Work in progress
4	Mangaldoi WR Division	9.	Drainage of patidarang and its adjoining low line areas under Mongaldoi Civil /Sub-Divn.includng re-construction sluice culvert at 17 th Km of B/Dyke from Rangamati to Kurua	753.84 A.A.No FC © 203/97/30dt.25/1/99 Recast .A.A.No.WR (ED)/Tech/5152/05/148 dt.12/1/06	1999	March /2008	753.84	546.18	80 %	
2	Guwahati W&R Division	10.	Survey to Investigation of Greater Guwahati	No.FC (C) 96/98/3 dt.5.8.98 20.82	1992-93			17.09		Work in progress
		11.	R/S of B/dyke from	No.FC (c) 97//4	1997			30.36		Work in

ANNEXURE TO STATEMENT NO-13STATEMENT OF COMMITMENT LIST OF INCOMPLETE CAPITAL WORKS (WATER RESOURCE DIVISION)

Sl. No.	Name of the Division	Sl. No.	Name of Project /Scheme	Sanctioned amount (In lakh of Rs.) order No & date	Date of comm.-entment of the work	Target date of comple-tion	Revised cost if any (In lakh of Rs.)	Up-to date expenditure (In lakh of Rs.)	Up-to date physical progress	Remarks
			Kharamukh to Dhoptola bazaar	dt.31.3.97 45.99						progress
5	North impur WR Division	12.	F.D.R to Ranganadi R/S embankment from Kharkati to Pakaniaghat for 04-05/(Branch closing at 7 th Km including recoupment of breach like damaged at 1 st & 2 nd Km	A.A.No.WR (EDRT) 147/04-05/F-12//22-A dt.24-6-56 for 126.24	24.01.05			105.36	98 %	
		13.	Protection of Katari Chapari and adjoining areas from the river Subansiri of R/B	A.A.No WRDC (c) 350/2005/8 dt.31.3.06 for 432.40	29.04.06	Nov/07		43.74	85 %	Work in progress
		14.	Construction of rett.at Subansiri from Bhimporaghat to Na-ali village of 26 th to 31 st Km	A.A.No.WR (c) 43/85/34/dt.26.10.05 for 639.00.	Feb/05	Julu/07		445.59	52 %	Work in progress
6	Dhemaji W.r Division	15.	Controlling of Jiadhal river in Dhemaji District Ph-I.	WR (G) 119/05/pt/11/dt. 8.11.06 149.57	2 nd Nov/06	March/07	149.57	197.00		
		16.	Raising and strengthening of B.dyke from Dizmore to Sonarigaon from 14 th to 23.15 th Km Ph-I and III amalgamated) including closing of Amguri and Arney Nalla	1151.03 ACE/FC/DHL/27/91/38 dt.11.1.05 WR (G) 18/2004/12 dt.16 th June .04	March 2002	Dec/06	115.02	982.38		
		17.	Protection of Dhakuakhana town and	190.30 WR (c) 299/2005/04	July/06	March/07		190.30		

ANNEXURE TO STATEMENT NO-13STATEMENT OF COMMITMENT LIST OF INCOMPLETE CAPITAL WORKS (WATER RESOURCE DIVISION)

Sl. No.	Name of the Division	Sl. No.	Name of Project /Scheme	Sanctioned amount (In lakh of Rs.) order No & date	Date of comm.- enment of the work	Target date of comple- tion	Revised cost if any (In lakh of Rs.)	Up-to date expenditure (In lakh of Rs.)	Up-to date physical progress	Remarks
			its adjoining area from erosion of river Charikaria	dt. 15.5.06						
7	Nalbari WR division	18.	Anti-erosion measures Larkuchi Area from the erosion of river Brahmaputra (Branch closing and protection works at 29 th Km on R/M of B/dyke from Adabari to Kukarjan	421.45 A.A.No.FC (c) 22/2002/11 dt.17.10.2003	Dec/2006	3/2004		417.00		
		19.	AE measures against B/B erosion of river Pagladia at different reaches (protection site at 9 th Km, 14 th Km, 35 th Km, & 37 th Km R/B and 11 th & 13 th Km L/B)	340.74 FC (c) 104 dt.25.10.99	Jan/06	July 2006		107.00		
	Cachar Investiga-tion Division	20.	Protection of Umarpur area near Badarpur Town from erosion of river Barak on its L/B ch-o - 200M	A.A for 304.19 vide No.WR (G) 118/2005/14 dt.21.02.06 T.S for 304.19 vide No.CEWR/B/CG/2005/9 dt.17.7.06	21-02-06	31-05-07		84.21	95 %	Due to early monsoon Approximately 5 % work could not be completed

ANNEXURE TO STATEMENT NO-13STATEMENT OF COMMITMENT LIST OF INCOMPLETE CAPITAL WORKS (WATER RESOURCE DIVISION)

<i>Sl. No.</i>	<i>Name of the Division</i>	<i>Sl. No.</i>	<i>Name of Project /Scheme</i>	<i>Sanctioned amount (In lakh of Rs.) order No & date</i>	<i>Date of comm-entment of the work</i>	<i>Target date of comple-tion</i>	<i>Revised cost if any (In lakh of Rs.)</i>	<i>Up-to date expenditure (In lakh of Rs.)</i>	<i>Up-to date physical progress</i>	<i>Remarks</i>
		21.	Protection of Latimara area from erosion of river Barak on its R/B Ch-o-2600km	A.A for 231.71 vide No.WR © 23/2006/3 dt.15-9-06	15-9-06	March/08		167.99	75 %	Due to early monsoon Approximately 25 % of total work could not be completed
								4659.45		