




सत्यमेव जयते

# GOVERNMENT OF NAGALAND

## FINANCE ACCOUNTS

2006-2007



## TABLE OF CONTENTS

	Page(s)
Certificate of the Comptroller and Auditor General of India	(v)
Introductory	

### PART I - SUMMARISED STATEMENTS

Statement No. 1-	Summary of Transactions	6-23
Statement No. 2-	Capital Outlay-Progressive Capital Outlay to end of 2006-2007	24-27
Statement No. 3	Financial Results of Irrigation Works	28-29
Statement No. 4-	Debt position -	
	(i) Statement of borrowings	30-31
	(ii) Other obligations	32
	(iii) Servicing of debt	33-34
Statement No. 5-	Loans and advances by the State Government -	
	(i) Statement of loans and advances	35
	(ii) Recoveries in arrears	36
Statement No. 6-	Guarantees given by the Government for repayment of loans, etc. raised by Statutory Corporations, Local Bodies and other Institutions	37-40
Statement No. 7-	Cash balance and investments of cash balances	41-42
Statement No. 8-	Summary of balances under Consolidated Fund, Contingency Fund and Public Account	43-46

**PART II - DETAILED ACCOUNT AND OTHER STATEMENTS**

**A - REVENUE AND EXPENDITURE**


Statement No. 9-	Statement of revenue and expenditure under different heads for the year 2006-2007 expressed as a percentage of total revenue/total expenditure	48-50
Statement No. 10-	Statement showing the distribution between charged and voted expenditure	51
Statement No.11-	Detailed account of revenue receipts by minor heads	52-76
Statement No.12-	Detailed account of expenditure by minor heads	77-128
Statement No.13-	Detailed statement of capital expenditure during and to end of 2006-2007	129-149
Statement No.14-	Statement showing details of investment of Government in Government Companies, other Joint Stock Companies, Co-operative Banks and Societies etc., to end of 2006-2007	150-156
Statement No.15-	Statement showing the capital and other expenditure (other than on revenue account) to end of 2006-2007 and the principal sources from which the funds were provided for that expenditure	157-159

**B - DEBT, CONTINGENCY FUND AND PUBLIC ACCOUNT**

Statement No.16-	Detailed statement of receipts, disbursements and balances under heads of account relating to Debt, Contingency Fund and Public Account	162-172
Statement No.17-	Detailed statement of debt and other interest bearing obligations of Government	173-188
Statement No.18-	Detailed statement of loans and advances made by Government	189-192
Statement No.19-	Statement Showing the details of Earmarked Balances	193

**APPENDICES**

Appendix- I	Statement showing details of investments of Government to end of 2004-2005, 2005-2006 and 2006-2007 and the amount of dividend received during these years	196-197
Appendix- II	Statement showing details/information awaited from Departmental Officers and Treasury Officers for reconciliation of balances	198
Appendix- III	Statement of commitments:- List of Incomplete Capital Works	199
Appendix- IV	Statement showing expenditure on salaries by various Department during the year 2006-2007	200-204
Appendix V	Details of expenditure of the Centrally Sponsored Schemes and Central Plan Schemes as Projected in Statement No.12 and 13	205-208




**CERTIFICATE OF THE COMPTROLLER AND  
AUDITOR GENERAL OF INDIA**

This compilation containing the Finance Accounts of the Government of Nagaland for the year 2006-2007 presents the accounts of the receipts and outgoings of the Government for the year, together with the financial results disclosed by the revenue and capital accounts, the accounts of the public debt and the liabilities and assets as worked out from the balances recorded in the accounts. The Appropriation Accounts of the Government for the year for Grants and Charged Appropriations, presented separately, supplement this compilation.

These accounts have been prepared and examined under my direction in accordance with the requirements of the Comptroller and Auditor General's (Duties, Powers and Conditions of Service) Act, 1971. According to the best of my information, as a result of audit of these accounts, the accounts now presented read with the observations in this compilation, are correct statements of receipts and outgoings of the Government of Nagaland for the year 2006-2007. Points of interest arising out of the study of these accounts as well as test audit conducted during the year or earlier years are contained in my Report being presented separately for the year ended 31<sup>st</sup> March 2007, Government of Nagaland.

New Delhi,  
The

( Vijayendra N. Kaul )  
Comptroller and Auditor General of India





## INTRODUCTORY

1. The accounts of Government are kept in the following three parts :-

Part I - Consolidated Fund

Part II - Contingency Fund

Part III - Public Account

In Part I namely Consolidated Fund, there are two main divisions, viz :-

1. Revenue- consisting of sections for 'Receipt heads' (Revenue Account) and 'Expenditure heads' (Revenue Account);
2. Capital, Public Debt, Loans, etc.- consisting of sections for Receipt heads (Capital Account), Expenditure heads (Capital Account) and Public Debt, Loans and Advances, etc.

The Revenue division deals with the proceeds of taxation and other receipts classed as revenue and the expenditure met therefrom, the net result of which represents the revenue surplus or deficit for the year.

In Capital division, the section 'Receipt Heads (Capital Account)' deals with receipts of capital nature which cannot be applied as a set-off to capital expenditure.

The section 'Expenditure Heads (Capital Account)' deals with expenditure met usually from borrowed funds with the object of increasing concrete assets of a material and permanent character. It also includes receipts of a capital nature intended to be applied as a set-off against expenditure.

The section 'Public Debt, Loans and Advances, etc.' comprises loans raised and their repayments by Government such as 'Internal Debt' and 'Loans and Advances' made (and their recoveries) by Government. This section also includes certain special types of heads for transactions relating to Appropriation to the 'Contingency Fund' and 'Inter-State Settlement'.

In Part II, namely Contingency Fund, of the accounts, the transactions connected with the Contingency Fund established under Article 267 of the Constitution of India are recorded.

In Part III, namely Public Account, of the accounts, the transactions relating to 'Debt' (other than those included in Part I), 'Deposits', 'Advances', 'Remittances' and 'Suspense' are recorded. The transactions under 'Debt', 'Deposits', and 'Advances', in this part are those in respect of which Government incurs a liability to repay the moneys received or has a claim to recover the amounts paid, together with the repayments of the former ('Debt' and 'Deposits') and the recoveries of the latter ('Advances'). The transactions relating to 'Remittances' and 'Suspense' in this part embrace all merely adjusting heads under which appear such transactions as remittances of cash between treasuries and currency chests, transfers between different accounting circles, etc. The initial debits or credits to these heads will be cleared eventually by corresponding receipts or payments either within the same circle of account or in another account circle.

2. Sectors and Heads of Accounts-Within each of the sections in Part I mentioned above, the transactions are grouped into sectors such as 'Tax Revenue', 'Non-Tax Revenue' and 'Grants-in-aid and contributions' for the receipts heads (revenue account), and 'General Services', 'Social Services', 'Economic Services' and 'Grants-in-aid and contributions' for expenditure heads specific functions or services (such as Education, Sports, Art and Culture, Health and Family Welfare, Water Supply, Sanitation, Housing and Urban Development, etc. in respect of Social Services) are grouped in Sectors for expenditure heads. In Part III (Public Account) also, the transactions are grouped into sectors, such as 'Small Savings', 'Provident Funds', 'Reserve Funds', etc. The Sectors are sub-divided into major heads of account. In some cases, the Sectors are, in addition, sub-divided into sub-sectors before their division into major heads of account.

The major heads are divided into sub-major heads in some cases and minor heads, with a number of subordinate heads, generally known as sub-heads. The sub-heads are further divided into detailed heads. Under each of these heads, the expenditure is shown distributed between charged and voted. Sometimes major heads are also divided into sub-major heads before their further division into minor heads. Apart from the sectoral and sub-sectoral classification the Major Heads, Sub-Major Heads, Minor Heads, Sub-Heads, Detailed Heads and Object-Heads together constitute a six-tier arrangement of the classification structure of the Government Accounts. The major, minor and sub-heads prescribed for the classification of expenditure in the general accounts are not necessarily identical with the Grants sub-heads and other units of

allotments which are adopted by the Government for Demands for Grants presented to the Parliament or Legislatures but in general a certain degree of correlation is maintained between the Demands for Grants and the Finance Accounts.

The major heads of accounts, falling within the sectors for expenditure heads, generally correspond to functions of Government, while the minor heads, subordinate to them, identify the programmes undertaken to achieve the objectives of the function represented by the major head. The sub-head represents the scheme, the detailed head the sub-scheme and object head the object level of classification.

### 3. Coding Pattern

#### Major Heads

From 1st April 1987 a four digit Code has been allotted to the major heads, the first digit indicating whether the major head is a Receipt head or Revenue Expenditure head or Capital Expenditure head or a Loan head.

The first digit of Code for Revenue Receipt head is either '0' or '1'. Adding 2 to the first digit code of the Revenue Receipt head will give the number allotted to corresponding Revenue Expenditure head; adding another 2, the Capital Expenditure head; and another 2, the Loan head of Account. for example, for Crop Husbandry code 0401 represents the Receipt head, 2401, the revenue expenditure head, 4401, Capital Outlay head and 6401, Loan head.

Such a pattern is, however, not relevant for those departments which are not operating Capital/Loan heads of accounts e.g. Department of Supply. In a few cases, where receipt and expenditure are not heavy, certain functions have been combined under a single major head, the functions themselves forming sub-major heads under that Major head.

#### Sub-Major Heads

A two digit code has been allotted, the code starting from 01 under each Major Head. Where no sub-major head exists it is allotted a Code '00'. The nomenclature 'General' has been allotted Code '80' so that even after further sub-major heads are introduced the Code for 'General' will continue to remain the last one.

### Minor Heads

Those have been allotted a three digit code, the codes starting from '001' under each sub-major/major head (where there is no sub-major head). Codes from '001 to 100' and few codes '750' to '900' have been reserved for certain standard minor heads. The coding pattern for minor heads has been designed in such a way that in respect of certain minor heads having a common nomenclature under many major/sub-major heads, the same three digit code is adopted as far as possible.

Under this scheme of codification, the receipt major heads (revenue account) are assigned the block numbers from 0020 to 1606, expenditure major heads (revenue account) from 2011 to 3606, expenditure major heads (capital account) from 4046 to 5475, major heads under 'Public Debt' from 6001 to 6004 and those under 'Loans and Advances, Inter-State Settlement and Transfer to Contingency Fund' from 6075 to 7999. The code number 4000 has been assigned for Capital receipt major head. The only major head 'Contingency Fund' in Part II 'Contingency Fund' has been assigned the code number 8000. The major heads in the Public Account are assigned the code numbers from 8001 to 8999.

4. The transactions included in these accounts represent mainly the actual cash receipts and disbursements during the financial year April to March as distinguished from amounts due to or from Government during the same period. The cash basis system is, however, not entirely suitable for recording the transactions and presenting the true state of affairs of Government commercial undertakings run on commercial principles. The detailed accounts of this class of undertakings are, therefore, maintained outside the regular accounts in proper commercial form and are subject to test check by the Indian Audit and Accounts Department.

5. The figures of actuals shown in these accounts are net, after taking into account the recoveries, although the Demands for Grants presented to Legislature and the Appropriation Accounts are for gross expenditure and exclude credits and recoveries which are otherwise taken as reduction of expenditure.

PART I

SUMMARISED STATEMENTS

## STATEMENT NO. 1

## SUMMARY OF TRANSACTIONS Part - I CONSOLIDATED FUND

Receipt	Actuals	
	2005-2006	2006-2007
RECEIPT HEADS (Revenue Account)-	(In lakh of rupees)	
	<b>PART I -</b>	
<b>A. Tax Revenue</b>		
<b>(a) Taxes on Income and Expenditure</b>		
0020 Corporation Tax	68,62.00	98,93.00
0021 Taxes on Income-Other than Corporation Tax	48,37.00	60,08.00
0028 Other Taxes On Income and Expenditure	14,88.43	16,32.62
<b>Total- (a) Taxes on Income and Expenditure</b>	<b>1,31,87.43</b>	<b>1,75,33.62</b>
<b>(b) Taxes on Property and Capital Transactions</b>		
0029 Land Revenue	54.75	50.37
0030 Stamps and Registration Fees	89.23	1,05.24
0032 Taxes on Wealth	14.00	12.00
<b>Total- (b) Taxes on Property and Capital Transactions</b>	<b>1,57.98</b>	<b>1,67.61</b>
<b>(c) Taxes on Commodities and Services</b>		
0037 Customs	48,45.00	61,83.00
0038 Union Excise Duties	64,66.00	65,65.00
0039 State Excise	1,95.77	2,13.00
0040 Taxes on Sales, Trades etc.	77,16.26	85,02.01
0041 Taxes on Vehicles	8,71.40	12,26.02
0042 Taxes on Goods and Passengers	1,34.52	1,69.36
0043 Taxes and Duties on Electricity	0.74	1.58

NB: Increased/Decreased by Rs. One thousand due to computerised rounding.

## STATEMENT NO. 1 -

## Disbursement

## CONSOLIDATED FUND

## (I) Revenue-

## EXPENDITURE HEADS (Revenue Account)-

Actuals

2005-2006

2006-2007

(In lakh of rupees)

## A. GENERAL SERVICES

## (a) Organs of State

2011 Parliament/State/Union Territory Legislature.	7,02.98	8,13.56
2012 President, Vice-President/Governor/Administrator of Union Territories	2,12.32	2,12.39
2013 Council of Ministers	5,37.79	5,21.08
2014 Administration of Justice	7,51.65	8,17.17
2015 Elections	4,29.87	2,97.83
<b>Total- (a) Organs of State</b>	<b>26,34.61</b>	<b>26,62.03</b>

## (b) Fiscal Services

## (ii) Collection of Taxes on Property and Capital Transactions

2029 Land Revenue	8,37.90	9,77.91
2030 Stamps and Registration	7.44	25.50
<b>Total- (ii) Collection of Taxes on Property and Capital Transactions</b>	<b>8,45.34</b>	<b>10,03.41</b>

## (iii) Collection of Taxes on Commodities and Services

2039 State Excise	5,78.28	5,82.38
2040 Taxes on Sales, Trade etc	4,58.18	4,37.01
2041 Taxes on Vehicles	2,35.57	2,47.13
2045 Other Taxes and Duties on Commodities and Services	0.00	17.15
<b>Total- (iii) Collection of Taxes on Commodities and Services</b>	<b>12,72.03</b>	<b>12,83.67</b>

## (iv) Other Fiscal Services

2047 Other Fiscal Services	2.00	1.99
<b>Total- (iv) Other Fiscal Services</b>	<b>2.00</b>	<b>1.99</b>

## Total- (b) Fiscal Services

21,19.37 22,89.07

## (c) Interest payment and servicing of Debt

2049 Interest Payment	2,53,88.53	2,79,68.66
<b>Total- (c) Interest payment and servicing of Debt</b>	<b>2,53,88.53</b>	<b>2,79,68.66</b>

## STATEMENT NO. 1 -

Receipt	Actuals	
	2005-2006	2006-2007
RECEIPT HEADS (Revenue Account)- Concl.	(In lakh of rupees)	
	PART I -	
<b>A. Tax Revenue-Concl.</b>		
<b>(c) Taxes on Commodities and Services- Concl.</b>		
0044 Service Tax	18,29.00	30,36.00
0045 Other Taxes and Duties on commodities and Services	-1.40	-1.96
<b>Total- (c) Taxes on Commodities and Services</b>	<b>2,20,57.29</b>	<b>2,58,94.01</b>
<b>Total- A. Tax Revenue</b>	<b>3,54,02.70</b>	<b>4,35,95.24</b>
<b>B. Non-Tax Revenue</b>		
<b>(b) Interest Receipts, Dividends and Profits</b>		
0049 Interest Receipts	5,59.57	5,21.96
<b>Total- (b) Interest Receipts, Dividends and Profits</b>	<b>5,59.57</b>	<b>5,21.96</b>
<b>(c) Other Non-Tax Revenue</b>		
<b>(i) General Services</b>		
0051 Public Service commission	0.67	0.46
0055 Police	1,56.12	2,14.80
0056 Jails	0.86	0.00
0058 Stationery and Printing	4.88	7.60
0059 Public Works	16.65	31.46
0070 Other Administrative Services	7,09.88	1,45.80
0071 Contributions and Recoveries towards Pension and Other Retirement Benefits	40.07	23.01
0075 Miscellaneous General Services	15,64.04	14,58.78 (a)

(a) Please see footnote at page 60.



## STATEMENT NO. 1 -

## Disbursement

## CONSOLIDATED FUND Contd.

(I) Revenue- Contd.

EXPENDITURE HEADS (Revenue Account)- Contd.

Actuals  
2005-2006                      2006-2007  
(In lakh of rupees)

## A. GENERAL SERVICES-Concl'd.

## (d) Administrative Services-

2051 Public Service Commission	1,58.51	1,42.03
2052 Secretariat General Services	33,59.17	34,84.66
2053 District Administration	42,59.81	42,58.23
2054 Treasury and Accounts Administration	8,00.50	8,29.59
2055 Police	3,02,77.44	3,34,26.86
2056 Jails	8,76.21	8,67.78
2058 Stationery and Printing	6,64.36	7,21.23
2059 Public Works	33,22.88	29,80.17
2070 Other Administrative Services	21,02.68	20,83.20

## Total- (d) Administrative Services

4,58,21.56                      4,87,93.75

## (e) Pensions and Miscellaneous General Services

2071 Pensions and Other Retirement benefits	1,79,41.85	2,01,73.96
2075 Miscellaneous General Services	83.89	1,44.04

Total- (e) Pensions and Miscellaneous  
General Services

1,80,25.74                      2,03,18.00

## Total- A. GENERAL SERVICES

9,39,89.81                      10,20,31.51

## B. SOCIAL SERVICES

## (a) Education, Sports, Art and Culture

2202 General Education	2,73,43.13	3,08,78.58
2203 Technical Education	16,28.22	6,53.42
2204 Sports and Youth Services	10,01.23	11,73.32
2205 Art and Culture	6,11.27	7,88.73

## Total- (a) Education, Sports, Art and Culture

3,05,83.85                      3,34,94.05

## (b) Health and Family Welfare

2210 Medical and Public Health	97,90.22	1,05,42.07
2211 Family Welfare	11,75.12	10,98.89

## Total- (b) Health and Family Welfare

1,09,65.34                      1,16,40.96

## STATEMENT NO. 1 -

Receipt RECEIPT HEADS (Revenue Account)- Contd.	<u>Actuals</u>	
	2005-2006	2006-2007
	(In lakh of rupees)	
	PART I -	
<b>B. Non-Tax Revenue-Contd.</b>		
<b>(c) Other Non-Tax Revenue-Contd.</b>		
<b>(i) General Services-Concltd.</b>		
<b>Total- (i) General Services</b>	<b>24,93.17</b>	<b>18,81.91</b>
<b>(ii) Social Services</b>		
0202 Education, Sports, Art and Culture	22.44	1,64.31
0210 Medical and Public Health	6.53	12.82
0211 Family Welfare	0.00	0.00
0215 Water Supply and Sanitation	1,06.26	2,25.57
0216 Housing	2,23.01	2,21.44
0217 Urban Development	0.39	1.95
0220 Information and Publicity	3.09	0.14
0230 Labour and Employment	3.43	5.60
0235 Social Security and Welfare	30.52	15.81
<b>Total- (ii) Social Services</b>	<b>3,95.67</b>	<b>6,47.64</b>
<b>(iii) Economic Services</b>		
0401 Crop Husbandry	5.65	15.43
0403 Animal Husbandry	36.70	34.85
0404 Dairy Development	0.00	0.04
0405 Fisheries	4.49	1.93
0406 Forestry and Wild Life	6,21.32	5,94.85

## STATEMENT NO. 1 -

## Disbursement

## CONSOLIDATED FUND Contd.

## (I) Revenue- Contd.

## EXPENDITURE HEADS (Revenue Account)- Contd.

		<u>Actuals</u>	
		2005-2006	2006-2007
		(In lakh of rupees)	
<b>B. SOCIAL SERVICES-Concl.</b>			
<b>(c) Water Supply, Sanitation, Housing and Urban Development-Concl.</b>			
2215	Water Supply and Sanitation	31,91.82	27,19.14
2216	Housing	7,70.77	4,55.00
2217	Urban Development	3,41.42	13.32
<b>Total- (c) Water Supply, Sanitation, Housing and Urban Development</b>		<b>43,04.01</b>	<b>31,87.46</b>
<b>(d) Information and Broadcasting</b>			
2220	Information and Publicity	7,80.53	9,87.00
<b>Total- (d) Information and Broadcasting</b>		<b>7,80.53</b>	<b>9,87.00</b>
<b>(e) Welfare of Schedule Castes, Schedule Tribes and Other Backward Classes</b>			
2225	Welfare of Sceduled Castes, Sceduled Tribes and Other Backward Classes	13,56.05	14,77.96
<b>Total- (e) Welfare of Schedule Castes, Schedule Tribes and Other Backward Classes</b>		<b>13,56.05</b>	<b>14,77.96</b>
<b>(f) Labour and Labour Welfare</b>			
2230	Labour and Employment	9,74.57	9,80.83
<b>Total- (f) Labour and Labour Welfare</b>		<b>9,74.57</b>	<b>9,80.83</b>
<b>(g) Social Welfare and Nutrition</b>			
2235	Social Security and Welfare	32,04.67	35,24.15
2236	Nutrition	20,56.33	25,31.44
2245	Relief on Account of Natural Calamities	4,61.75	5,64.25
<b>Total- (g) Social Welfare and Nutrition</b>		<b>57,22.75</b>	<b>66,19.84</b>
<b>(h) Others</b>			
2250	Other Social Services	0.99	0.00
2251	Secretariat Social Services	5,35.09	4,96.51
<b>Total- (h) Others</b>		<b>5,36.08</b>	<b>4,96.51</b>
<b>Total- B. SOCIAL SERVICES</b>		<b>5,52,23.18</b>	<b>5,88,84.61</b>

## STATEMENT NO. 1 -

Receipt	Actuals	
	2005-2006	2006-2007
RECEIPT HEADS (Revenue Account)- Contd.	(In lakh of rupees)	
	PART I -	
<b>B. Non-Tax Revenue-Concl.</b>		
<b>(c) Other Non-Tax Revenue-Concl.</b>		
<b>(iii) Economic Services-Concl.</b>		
0408 Food Storage and Warehousing	1.76	3.00
0425 Co-operation	88.59	91.96
0435 Other Agricultural Programmes	3.98	4.91
0515 Other Rural Development Programmes	7.40	13.01
0552 North Eastern Areas	1.15	3.13
0702 Minor Irrigation	0.68	0.39
0801 Power	42,70.71	41,62.93
0851 Village and Small Industries	1,30.16	20.96
0853 Non-ferrous Mining and Metallurgical industries	4.77	1,91.37
1054 Roads and Bridges	38.20	84.01
1055 Road Transport	7,34.41	8,02.83
1452 Tourism	26.05	29.74
1475 Other General Economic Services	2,57.48	7.26
<b>Total- (iii) Economic Services</b>	<b>62,33.50</b>	<b>60,62.60</b>
<b>Total- (c) Other Non-Tax Revenue</b>	<b>91,22.34</b>	<b>85,92.15</b>
<b>Total- B. Non-Tax Revenue</b>	<b>96,81.91</b>	<b>91,14.10</b>

## STATEMENT NO. 1 -

## Disbursement

## CONSOLIDATED FUND Contd.

## (I) Revenue- Contd.

## EXPENDITURE HEADS (Revenue Account)- Contd.

Actuals

2005-2006

2006-2007

(In lakh of rupees)

**C. ECONOMIC SERVICES-****(a) Agriculture and Allied Activities-Concltd.**

2401 Crop Husbandry	46,70.42	51,90.08
2402 Soil and Water Conservation	26,85.23	32,34.89
2403 Animal Husbandry	34,61.46	33,38.79
2404 Dairy Development	1,53.18	2,23.71
2405 Fisheries	6,77.21	8,39.42
2406 Forestry and Wild Life	24,58.17	33,31.92
2408 Food Storage and Warehousing	6,46.94	6,96.52
2415 Agricultural Research and Education	5,70.75	5,54.39
2425 Co-operation	9,82.58	8,42.75

**Total- (a) Agriculture and Allied Activities****1,63,05.94****1,82,52.47****(b) Rural Development**

2501 Special Programmes for Rural Development	46,18.69	18,82.12
2505 Rural Employment	3,30.00	3,04.00
2515 Other Rural Development Programmes	37,73.78	48,02.89

**Total- (b) Rural Development****87,22.47****69,89.01****(c) Special Areas Programmes**

2552 North Eastern Areas	5,62.50	10,76.23
2575 Other Special Areas Programmes	10,81.07	13,72.78

**Total- (c) Special Areas Programmes****16,43.57****24,49.01****(d) Irrigation and Flood Control**

2702 Minor Irrigation	25,07.21	33,29.48
-----------------------	----------	----------

**Total- (d) Irrigation and Flood Control****25,07.21****33,29.48****(e) Energy**

2801 Power	96,75.50	1,13,18.29
2810 Non-Conventional Sources of Energy	46.00	50.00

**Total- (e) Energy****97,21.50****1,13,68.29****(f) Industry and Minerals**

2851 Village and Small Industries	37,32.74	36,78.16
-----------------------------------	----------	----------

## STATEMENT NO. 1 -

Receipt RECEIPT HEADS (Revenue Account)- Concl'd.	<u>Actuals</u>	
	2005-2006	2006-2007
	(In lakh of rupees)	
	PART I -	
<b>C. Grants-In-Aid And Contributions-Concl'd.</b>		
1601 Grants-in-aid from Central Government	18,16,34.91	22,45,41.61
<b>Total- C. Grants-In-Aid And Contributions</b>	<b>18,16,34.91</b>	<b>22,45,41.61</b>
<b>Total - Receipt Heads (Revenue Account):</b>	<b>22,67,19.52</b>	<b>27,72,50.95</b>
Revenue Surplus/Deficit (+)/(-) :	(+ 2,06,66.52	(+ 5,50,36.39

## STATEMENT NO. 1 -

## Disbursement

## CONSOLIDATED FUND Contd.

(I) Revenue- Concl'd.	EXPENDITURE HEADS (Revenue Account)- Concl'd.	Actuals	
		2005-2006	2006-2007
		(In lakh of rupees)	
<b>C. ECONOMIC SERVICES-Concl'd.</b>			
<b>(f) Industry and Minerals-Concl'd.</b>			
2853	Non-ferrous Mining and Metallurgical Industries	6,04.55	6,40.75
	<b>Total- (f) Industry and Minerals</b>	<b>43,37.29</b>	<b>43,18.91</b>
<b>(g) Transport-Concl'd.</b>			
3054	Roads and Bridges	57,68.96	56,30.80
3055	Road Transport	18,41.51	19,73.26
	<b>Total- (g) Transport</b>	<b>76,10.47</b>	<b>76,04.06</b>
<b>(i) Science, Technology and Environment</b>			
3425	Other Scientific Research	2,18.57	6,42.91
3435	Ecology and Environment	6.00	7.00
	<b>Total- (i) Science, Technology and Environment</b>	<b>2,24.57</b>	<b>6,49.91</b>
<b>(j) General Economic Services</b>			
3451	Secretariat Economic Services	45,19.98	46,99.98
3452	Tourism	2,93.13	5,24.04
3454	Census, Surveys and Statistics	7,39.96	7,95.97
3475	Other General Economic Services	2,13.93	3,17.31
	<b>Total- (j) General Economic Services</b>	<b>57,67.00</b>	<b>63,37.30</b>
	<b>Total- C. ECONOMIC SERVICES</b>	<b>5,68,40.02</b>	<b>6,12,98.44</b>
	<b>Total - Expenditure Heads (Revenue Account) :</b>	<b>20,60,53.00</b>	<b>22,22,14.56</b>

## STATEMENT NO. 1-Contd.

Receipts	Actuals	
	2005-2006	2006-2007
	(In lakh of rupees)	
	<b>PART I</b>	
	(2) Capital, Public Debt,	
<b>E. PUBLIC DEBT</b>		
6003 Internal Debt of the State Government	6,88,42.12	7,21,04.27
6004 Loans and Advances from the Central Government	1,04,76.93	1,15.05
<b>Total- E. PUBLIC DEBT</b>	<b>7,93,19.05</b>	<b>7,22,19.32</b>
<b>F. LOANS AND ADVANCES</b>		
Loans and Advances	5,40.25	4,32.67
<b>Total- F. LOANS AND ADVANCES</b>	<b>5,40.25</b>	<b>4,32.67</b>
<b>Total-Part I Consolidated Fund</b>	<b>30,65,78.82</b>	<b>34,99,02.95</b>
<b>Part - II Contingency Fund</b>		
8000 Contingency Fund		
<b>Total-Part II Contingency Fund :</b>	<b>0.00</b>	<b>0.00</b>
<b>Part - III Public</b>		
<b>I. SMALL SAVINGS, PROVIDENT FUNDS, ETC.</b>		
(a) Small Savings	20,35.80	.00
(b) Provident Funds	1,33,90.71	93,06.81
(c) Other Accounts	2,28.57	2,15.46
<b>Total I. SMALL SAVINGS, PROVIDENT FUNDS, ETC.</b>	<b>1,56,55.08</b>	<b>95,22.27</b>
<b>J. RESERVE FUND</b>		
(b) Reserve Funds not bearing Interest	4,61.75	5,64.25
<b>Total J. RESERVE FUND</b>	<b>4,61.75</b>	<b>5,64.25</b>
<b>K. DEPOSITS AND ADVANCES</b>		
(b) Deposits not bearing Interest	56,73.82	1,07,86.77

Details of E-Public Debt & I-Small Savings are given in Statement No. 17



## STATEMENT NO. 1 -Contd.

Disbursement	Actuals	
	2005-2006	2006-2007
<b>CONSOLIDATED FUND - Concid.</b>	(In lakh of rupees)	
Loans etc.		
<b>Expenditure Head</b>		
<b>(Capital Account)</b>	5,17,86.72	7,10,47.54
(Figures for each Major Heads are given in Statement No.2)		
<b>E. PUBLIC DEBT</b>		
6003 Internal Debt of the State Government	2,68,66.50	4,23,23.30
6004 Loans and Advances from the Central Government	1,18,54.10	18,29.39
<b>Total- E. PUBLIC DEBT</b>	<b>3,87,20.60</b>	<b>4,41,52.69</b>
<b>F. LOANS AND ADVANCES</b>		
Loans And	61.21	24.05
<b>Total- F. LOANS AND ADVANCES</b>	<b>61.21</b>	<b>24.05</b>
<b>Total Part - I Consolidated Fund</b>	<b>29,66,21.53</b>	<b>33,74,38.84</b>
<b>Part - II Contingency Fund</b>		
8000 Contingency Fund		
<b>Total Part - II Contingency fund:</b>	<b>0.00</b>	<b>0.00</b>
<b>Part - III Public Account</b>		
<b>I. SMALL SAVINGS, PROVIDENT FUNDS, ETC.</b>		
(a) Small Savings	8,87.91	.00
(b) Provident Funds	1,28,99.21	99,30.14
(c) Other Accounts	2,76.75	3,01.44
<b>Total- I. SMALL SAVINGS, PROVIDENT FUNDS,</b>	<b>1,40,63.87</b>	<b>1,02,31.58</b>
<b>J. RESERVE FUND</b>		
(b) Reserve Funds not bearing Interest	7,81.25	26,34.25
<b>Total- J. RESERVE FUND</b>	<b>7,81.25</b>	<b>26,34.25</b>
<b>K. DEPOSITS AND ADVANCES</b>		
(b) Deposits not bearing Interest	1,02,73.63	16,45.72
(c) Advances	12,08.82	19,22.62
<b>Total- K. DEPOSITS AND ADVANCES</b>	<b>1,14,82.45</b>	<b>35,68.35</b>

## STATEMENT NO. 1-Contd.

Receipts	Actuals	
	2005-2006	2006-2007
	(In lakh of rupees)	
	PART I	
	(2) Capital, Public Debt,	
<b>Part - III Public Account -Concl.</b>		
(c) Advances	12,02.82	19,67.78
<b>Total K. DEPOSITS AND ADVANCES</b>	<b>68,76.64</b>	<b>1,27,54.55</b>
<b>L. SUSPENSE AND MISCELLANEOUS</b>		
(b) Suspense	39,89.54	39,73.16
(c) Other Accounts	33,34,56.80	32,77,54.71
<b>Total L. SUSPENSE AND MISCELLANEOUS</b>	<b>33,74,46.34</b>	<b>33,17,27.87</b>
<b>M. REMITTANCES</b>		
(a) Money Orders, and other Remittances	7,55,72.96	8,63,49.41
(b) Inter- Government Adjustment Account	12.40	.00
<b>Total M. REMITTANCES</b>	<b>7,55,85.36</b>	<b>8,63,49.41</b>
<b>Total Part-III Public Account:</b>	<b>43,60,25.17</b>	<b>44,09,18.35</b>
<b>Total : Receipt Part I,II and III</b>	<b>74,26,03.99</b>	<b>79,08,21.30</b>
<b>Cash Balance</b>		
<b>Opening cash Balance</b>		
	-3,39,39.55	-3,32,16.87
<b>Grand Total :</b>	<b>70,86,64.44</b>	<b>75,76,04.43</b>

## STATEMENT NO. 1 -Contd.

Disbursement	Actuals	
	2005-2006	2006-2007
(In lakh of rupees)		
<b>Part - III Public Account -Concl.</b>		
<b>L. SUSPENSE AND MISCELLANEOUS</b>		
(b) Suspense	-5,28.92	90,43.88
(c) Other Accounts	34,07,24.86	32,87,09.26
<b>Total- L. SUSPENSE AND MISCELLANEOUS</b>	<b>34,01,95.94</b>	<b>33,77,53.14</b>
<b>M. REMITTANCES</b>		
(a) Money Orders, and other Remittances	7,87,09.52	9,40,90.36
(b) Inter- Government Adjustment Account	26.75	33.77
<b>Total- M. REMITTANCES</b>	<b>7,87,36.27</b>	<b>9,41,24.13</b>
<b>Part-III Public Account:</b>	<b>44,52,59.78</b>	<b>44,83,11.45</b>
<b>Total : Disbursement Part I,II and III</b>	<b>74,18,81.31</b>	<b>78,57,50.29</b>
Cash Balance		
Closing cash Balance	-3,32,16.87	-2,81,45.86 (e)
<b>Grand Total :</b>	<b>70,86,64.44</b>	<b>75,76,04.43</b>

(e) Represents balance as per Government Account. It comprises Cash in Treasuries (Rs. 17.91 lakh and "Deposits with Reserve Bank of India {Rs.(-) 281,63.77 lakh}". There was a net difference of Rs. 2,15,04.47 lakh (debit) between the figures reflected in the accounts {Rs. (-) 281,45.86 lakh} and that intimated by the Reserve Bank of India {Rs. (-) 66,41.39 lakh} regarding "Deposits with Reserve Bank" included in the cash balance. The difference is under reconciliation (Octoberber, 2007).

## STATEMENT NO. 1 - Contd.

## EXPLANATORY NOTES

1. The transactions in the Revenue account resulted in surplus of Rs.5,50.36 crore in 2006-2007 as against a surplus of Rs 2,06.67 crore in 2005-2006. Also taking into account the transactions outside the Revenue Account, Contingency Fund and Public Account, there was an overall surplus of Rs50.71crore during 2006-2007 as against an overall surplus of Rs7.22 crore during 2005-2006. A comparative summary of transactions during 2005-2006 and 2006-2007 is given below :-

(1)	2005-2006 (2)	2006-2007 (3)
	(In crore of rupees)	
Opening Cash Balance	-3,39.40	-3,32.17
<b>Part I - Consolidated Fund -</b>		
<b>(a) Transactions on Revenue Account -</b>		
Receipt Heads	22,67.20	27,72.51
Expenditure Heads	20,60.53	22,22.15
Net: Revenue Surplus (+)/ Deficit (-)	+2,06.67	+5,50.36
<b>(b) Transactions other than Revenue Account -</b>		
Capital Expenditure		
Payments (-)	-5,17.87	-7,10.48
Public Debt (Net)		
Payments (-)	4,05.98	2,80.67
Loans and Advances by State Government (Net)		
Payments (-)	4.79	4.09
<b>Total-Consolidated Fund (Net)</b>	<b>+99.57</b>	<b>+1,24.64</b>
<b>Part II - Contingency Fund</b>	<b>0</b>	<b>0</b>
<b>Part III - Public Account (Net)</b>	<b>-92.35</b>	<b>-73.93</b>
<b>Overall Surplus (+)/Deficit (-)</b>	<b>+ 7.22</b>	<b>+50.71</b>
<b>Closing Cash Balance</b>	<b>- 3,32.17</b>	<b>-2,81.46</b>

**STATEMENT NO. 1 - Contd.****EXPLANATORY NOTES-Contd.****2. Taxation changes during the year:-**

Information awaited from the Government (October, 2007).

**3. Receipts from the Government of India :-**

The revenue receipts of Rs27,72,50.95 lakh during 2006-2007 include Rs.25,62,34.61 lakh received from the Government of India as under :-

	Amount (In lakh of rupees)
(i) Share of net proceeds of	
1. Corporation Tax	98,93.00
2. Customs	61,83.00
3. Income Tax	60,08.00
4. Other Taxes and Duties on Commodities and Services	- 2.00
5. Other Taxes on Income and Expenditure	- 2.00
6. Service Tax	30,36.00
7. Taxes on Wealth	12.00
8. Union Excise Duties	65,65.00
(ii) Grants under Proviso to Article 275 (1) of the Constitution	8,12.22
(iii) Other grants	22,37,29.39
<b>Total</b>	<b>25,62,34.61</b>

Receipt from the Government of India formed 92.42 per cent (as against 91.08 per cent during 2005-06) of the total revenue receipts of the Government.

**4. Revenue and other receipts :-**

The receipts in 2006-2007 as compared to those in 2005-2006 are indicated below :-

	2005-2006	2006-2007	Increase(+) Decrease(-)
	(In lakh of rupees)		
<b>(A) Revenue raised by the State Government -</b>			
(a) Tax Revenue	3,54,02.70	4,35,95.24	+81,92.54
(b) Non-Tax Revenue	96,81.91	91,14.10	-5,67.81
<b>(B) Receipts from the Government of India -</b>			
(a) State's share of divisible taxes	2,48,50.00	3,16,93.00	+68,43.00

**STATEMENT NO. 1 - Contd.****EXPLANATORY NOTES - Contd.****4. Revenue and other receipts -Contd.**

	2005-2006	2006-2007	Increase (+) Decrease (-)
	(In lakh of rupees)		
<b>(B) Receipts from the Government of India - Concl.</b>			
(b) Grants from the Government of India -			
(i) Under Provison to Article 275(1) of the Constitution	11,86.93	8,12.22	-3,74.71
(ii) Other grants	18,04,47.98	22,37,29.39	+4,32,81.41
<b>(C) Public Debt - Concl.</b>			
(a) Market Loans	2,53,82.60	2,93,50.73	+39,68.13
(b) Ways and Means Advances from the Reserve Bank of India	2,74,92.43	2,66,70.82	-8,21.61
(c) Other Loans	(a) 2,48,73.96	1,60,82.72	-87,91.27
(d) Loans and Advances from the Government of India	1,04,76.93	1,15.05	-1,03,61.88

During 2006-2007, the State Government received Rs.22,45,41.61 lakh as grants (80.99) per cent of the total revenue receipts) and Rs.1,15.05 lakh as loans from the Government of India. The corresponding figures for 2005-2006 were grants. Rs.18,16,34.91 lakh (80.11 per cent of total revenue receipts) and loans Rs1,04,76.93 lakh.

The increase of Rs.5,05,31.43 lakh in revenue receipts from Rs.22,67,19.52 lakh during 2005-06 to Rs.27,72,50.95 lakh during 2006-2007 was mainly under :-

Sl. No.	Major Head of Account	Increase (In lakh of rupees)	Main reasons for increase
(i)	0020. Corporation Tax	30,,31.00	Reasons for increase are awaited from the Government. (October, 2007)
(ii)	0030. Stamps and Registration	16.01	
(iii)	0039. State Excise	17.23	
(iv)	0041 Taxes on Vehicles	3,54.62	
(v)	0044 Service Tax	12,07.00	
(vi)	0401. Crop Husbandry	9.78	
(vii)	1054 Road and Bridges	45.81	

(a) Please see footnote at page 185.

**STATEMENT NO. 1 - Concl.****EXPLANATORY NOTES - Concl.****Expenditure on Revenue Account :-**

The increase of Rs.1,61,61.56 lakh in expenditure on revenue account from Rs.20,60,53.00 lakh during 2005-2006 to Rs.22,22,14.56.lakh during 2006-2007 was mainly under :-

Sl. No.	Major Head of Account	Increase (In lakh of rupees)	Main reasons for increase
(i)	2052 Secretariat General Service	1,25.49	Reasons for increase are awaited from the Government (October, 2007)
(ii)	2054 Treasury and Accounts	29.09	
(ii)	2055 Police	31,49.42	
(iv)	2202 General Education	35,35.45	
(v)	2210 Medical and Public Health	7,51.85	
(vi)	2236 Nutrition	4,75.11	
(vii)	2401 Crop Husbandry	5,19.66	
(viii)	2406 Forestry and Wild Life	8,73.75	
(ix)	2515 Other Rural Development	10,29.11	
(x)	2552 North Easter Areas	5,13.73	
(xi)	2801 Power	16,42.79	
(xii)	3425 Other Scientific Research	4,24.34	

**STATEMENT NO.2**  
**CAPITAL OUTLAY-PROGRESSIVE CAPITAL OUTLAY**  
**TO THE END OF 2006-2007**

MAJOR HEAD OF ACCOUNT		Expenditure to the end of 2005-06	Expenditure during 2006-07	Expenditure to the end of 2006-07
(Rupees in Lakh)				
<b>A. Capital Account of General Services</b>				
4055	Capital Outlay on Police	36,83.43	15,42.61	52,26.04
4058	Capital Outlay on Stationery and Printing	23.30	...	23.30
4059	Capital Outlay on Public Works	3,48,98.33	51,73.25	4,00,71.58
<b>Total A. Capital Account of General Services</b>		<b>3,86,05.06</b>	<b>67,15.86</b>	<b>4,53,20.92</b>
<b>B. Capital Account of Social Services</b>				
<b>(a) Capital Account of Education Sports, Arts and Culture</b>				
4202	Capital Outlay on Education, Sports, Arts and Culture	1,44,38.15	44,18.76	1,88,56.91
<b>Total (a) Capital Account of Education, Sports, Arts and Culture</b>		<b>1,44,38.15</b>	<b>44,18.76</b>	<b>1,88,56.91</b>
<b>(b) Capital Account of Health and Family Welfare</b>				
4210	Capital Outlay on Medical and Public Health	1,88,96.49	12,11.44	2,01,07.93
4211	Capital Outlay on Family Welfare	1,77.50	...	1,77.50
<b>Total (b) Capital Account of Health and Family Welfare</b>		<b>1,90,73.99</b>	<b>12,11.44</b>	<b>2,02,85.43</b>
<b>(c) Capital Account of Water Supply, Sanitation, Housing and Urban Development</b>				
4215	Capital Outlay on Water Supply and Sanitation	5,64,46.51	48,75.84	6,13,22.35
4216	Capital Outlay on Housing	2,85,54.97	52,87.89	3,38,42.86
4217	Capital Outlay on Urban Development	1,17,96.55	56,73.72	1,74,70.27
<b>Total (c) Capital Account of Water Supply, Sanitation, Housing and Urban Development</b>		<b>9,67,98.03</b>	<b>1,58,37.45</b>	<b>11,26,35.48</b>
<b>(d) Capital Account of Information and Broadcasting</b>				
4220	Capital Outlay on Information and Publicity	3,85.78	1,67.35	5,53.13
<b>Total (d) Capital Account of Information and Broadcasting</b>		<b>3,85.78</b>	<b>1,67.35</b>	<b>5,53.13</b>
<b>(g) Capital Account of Social Welfare and Nutrition</b>				
4235	Capital Outlay on Social Security and Welfare	29,55.94	22,76.99	52,32.93
<b>Total (g) Capital Account of Social Welfare and Nutrition</b>		<b>29,55.94</b>	<b>22,76.99</b>	<b>52,32.93</b>



## STATEMENT NO.2 – Contd.

MAJOR HEAD OF ACCOUNT		Expenditure to the end of 2005-06	Expenditure during 2006-07	Expenditure to the end of 2006-07
		(Rupees in Lakh)		
<b>(h)</b>	<b>Capital Account of Other Social Services</b>			
4250	Capital Outlay on Other Social Services	16,36.58	1,82.83	18,19.41
	<b>Total (h) Capital Account of Other Social Services</b>	<b>16,36.58</b>	<b>1,82.83</b>	<b>18,19.41</b>
	<b>Total (B) Capital Account of Social Services</b>	<b>13,52,88.47</b>	<b>2,40,94.82</b>	<b>15,93,83.29</b>
<b>C</b>	<b>Capital Account of Economic Services</b>			
<b>(a)</b>	<b>Capital Account of Agriculture and Allied Services</b>			
4401	Capital Outlay on Crop Husbandry	53,93.23	5,91.93	59,85.16
4402	Capital Outlay on Soil and Water Conservation	1,21.75	17.70	1,39.45
4403	Capital Outlay on Animal Husbandry	8,13.61	3,28.32	11,41.93
4404	Capital Outlay on Dairy Development	59.48	...	59.48
4405	Capital Outlay on Fisheries	7,75.32	1,50.62	9,25.94
4406	Capital Outlay on Forestry and Wild Life	18,57.80	13,00.00	31,57.80
4408	Capital Outlay on Food, Storage and Warehousing	52,67.14	7,12.48	59,79.62
4415	Capital Outlay on Agricultural Research and Education	2,07.05	...	2,07.05
4425	Capital Outlay on Co-operation	44,99.23	8,45.76	53,44.99
	<b>Total (a) Capital Account of Agriculture and Allied Services</b>	<b>1,89,94.61</b>	<b>3946.81</b>	<b>2,29,41.42</b>
<b>(b)</b>	<b>Capital Account of Rural Development</b>			
4515	Capital Outlay on Other Rural Development Programmes	2,42.23	...	2,42.23
	<b>Total (b) Capital Account of Rural Development</b>	<b>2,42.23</b>	<b>...</b>	<b>2,42.23</b>
<b>(c)</b>	<b>Capital Account of Special Area Development</b>			
4552	Capital Outlay on North Eastern Areas	2,02,88.71	33,34.34	2,36,23.05
4575	Capital Outlay on Other Special Areas Programmes	53,01.44	80,15.48	1,33,16.92
	<b>Total (c) Capital Account of Special Area Development</b>	<b>2,55,90.15</b>	<b>11349.82</b>	<b>36939.97</b>
<b>(d)</b>	<b>Capital Account of Irrigation and Flood Control</b>			
4702	Capital Outlay on Minor Irrigation	8,97.80	96.25	9,94.05
	<b>Total (d) Capital Account of Irrigation and Flood Control</b>	<b>8,97.80</b>	<b>96.25</b>	<b>9,94.05</b>
<b>(e)</b>	<b>Capital Account of Energy</b>			
4801	Capital Outlay on Power Projects	7,13,80.07	46,46.60	7,60,26.67
	<b>Total (e) Capital Account of Energy</b>	<b>7,13,80.07</b>	<b>46,46.60</b>	<b>7,60,26.67</b>

## STATEMENT NO.2 – Contd.

MAJOR HEAD OF ACCOUNT		Expenditure to the end of 2005-06	Expenditure during 2006-07	Expenditure to the end of 2006-07
(Rupees in Lakh)				
<b>(f)</b>	<b>Capital Account of Industry and Minerals</b>			
4851	Capital Outlay on Village and Small Industries	3,80.59	53.09	4,33.68
4853	Capital Outlay on Non-Ferrous Mining and Metallurgical Industries	49,22.82	6,20.53	55,43.35
4859	Capital Outlay on Telecommunication and Electronic Industries	1,19.88	14.50	1,34.38
4860	Capital Outlay on Consumer Industries	1,47,17.40	19,94.75	1,67,12.15
	<b>Total (f) Capital Account of Industry and Minerals</b>	<b>2,01,40.69</b>	<b>26,82.87</b>	<b>2,28,23.56</b>
<b>(g)</b>	<b>Capital Account of Transport</b>			
5054	Capital Outlay on Roads and Bridges	6,62,58.50	1,60,13.89	8,22,72.39
5055	Capital Outlay on Road Transport	67,30.15	7,40.11	74,70.26
	<b>Total (g) Capital Account of Transport</b>	<b>7,29,88.65</b>	<b>1,67,54.00</b>	<b>8,97,42.65</b>
<b>(i)</b>	<b>Capital Account of Technology and Environment</b>			
5425	Capital Outlay on Other Scientific and Environmental Research	1,24.69	50.00	1,74.69
	<b>Total (i) Capital Account of Technology and Environment</b>	<b>1,24.69</b>	<b>50.00</b>	<b>1,74.69</b>
<b>(j)</b>	<b>Capital Account of General Economic Services</b>			
5452	Capital Outlay on Tourism	13,42.18	6,19.98	19,62.16
5465	Investment in General Financial and Trading Institutions	3.75	...	3.75
5475	Capital Outlay on Other General Economic Services	1,69.99	90.54	2,60.53
	<b>Total (j) Capital Account of General Economic Services</b>	<b>15,15.92</b>	<b>7,10.52</b>	<b>22,26.44</b>
	<b>Total C Capital Account of Economic Services</b>	<b>21,18,74.81</b>	<b>4,02,36.87</b>	<b>25,21,11.68</b>
	<b>Total</b>	<b>38,57,68.34</b>	<b>7,10,47.55</b>	<b>45,68,15.89</b>

NB: Increased/decreased by Rupees one thousand due to computerized rounding.

**STATEMENT NO.2 – Concl'd.****EXPLANATORY NOTES**

1. Further details of capital expenditure are given in Statement No.13. Details of investment of Government in The Shares of Statutory Corporation, Government Companies, Other Joint Stock Companies and Co-operative Banks and Societies etc. (booked under 4217-Capital Outlay on Urban Development, 4406-Capital Outlay on Forestry and Wild Life,4552-Capital Outlay on North Eastern Areas,4853-Capital Outlay on Non-Ferrous Mining and Metallurgical Industries and 4860-Capital Outlay on Consumer Industries are given in Statement No.14
2. During the year, The Government invested Rs.17,95.60 lakh in Government Companies- and Rs.11,75.00 lakh in Joint Stock Companies at the end of 2006-2007 and the dividend declared/received there from are detailed in Appendix-I.
3. Proforma accounts of trading activities relating to various departmentally managed Government commercial and quasi-commercial undertakings received and due are given in Chapter-VIII of the Report of the Comptroller and Auditor General of India, for the year 2006-2007.

## STATEMENT NO.3 – FINANCIAL RESULTS

Sl. No.	Name of Project	Capital Outlay during the year			Capital Outlay to the end of the year			Revenue Receipts during the year		
		Direct	Indirect	Total	Direct	Indirect	Total	Di-rect	Indirect	Total

## A. Irrigation Works -

Productive \_

(Details by Projects/Schemes)

Total – Productive

Unproductive -

(Details by Projects/Schemes)

Total – A.

Nil\*

## B. Navigation, Embankment and Drainage Works.

(Details by Projects/Schemes)

Total – B

Grand Total

---

\* No Irrigation Schemes have been declared as commercial in this state.

## OF IRRIGATION WORKS

Revenue forgone/ remission of revenue during the year	Total revenue during the year	Working expenses and maintenance charges during the year			Net revenue excluding interest			Net Profit or loss after meeting interest	
		Direct	Indirect	Total	Surplus of revenue over expendi- ture or excess of expend- iture over revenue	Rate per cent on Capital Outlay to the end of the year	Interest on Capital Outlay	Surplus of revenue over expenditure or excess of expenditure over revenue	Rate per cent on Capital Outlay to the end of the year

## STATEMENT NO.4 - DEBT POSITION

## (i) STATEMENT OF BORROWINGS

Nature of Debt	Balance on 1st April 2006	Receipts during the year	Repay-ments during the year	Balance on 31st March 2007	Net increase (+) decrease (-)
(In crore of rupees)					
<b>1 - Public Debt</b>					
Market loans bearing interest	15,40.57	2,93.57	51.51	17,82.63	+ 2,42.06
Market loans not bearing interest	0.10	-0.06	0	0.04	-0.06
Ways and Means Advances from the Reserve Bank of India	1,18.01	2,66.71	2,89.40	95.32	-22.69
Loans and Advances from the Central Government	4,20.80	1.15	18.29	4,03.66	- 17.14
Other Loans (a)	5,61.86	1,60.82	82.32	6,40.36	+ 78.50
<b>Total- Public Debt</b>	<b>26,41.34</b>	<b>7,22.19</b>	<b>4,41.52</b>	<b>29,22.01</b>	<b>+ 2,80.67</b>
<b>2 - Small Savings, Provident Funds, etc.(a)</b>	<b>4,26.23</b>	<b>95.22</b>	<b>1,02.32</b>	<b>4,19.13</b>	<b>-7.10</b>
<b>Total- Debt (a)</b>	<b>30,67.57</b>	<b>8,17.41</b>	<b>5,43.84</b>	<b>33,41.14</b>	<b>+ 2,73.57</b>

(a) OB for 2006-07 under Major Head 8007-Investment of National Small Saving Fund, 103-Investment in Special State Government Security for Rs.89.07 Proforma transferred to the Major Head 6003-111-Special Securities Issued to National Small Savings Fund of the Central Government to linkup the discharge amount with Budgetary Provision and Rs.0.06 thousand increased due to rectification of earlier years error.

(b) Increased/decreased by one thousand due to computerized rounding.

**STATEMENT NO.4 - Contd.****EXPLANATORY NOTES****1. Market Loans:-**

These refer to long term loans raised in the open market. A loan of Rs.120.07 crores (7.95 %, Nagaland State Development Loans- 2016), Rs.46.36 crores (7.82 %, Nagaland State Development Loan, 2016), Rs.40.00 crores (7.81 %, Nagaland State Development Loan, 2016), Rs.90.13 crores (8.39 %, Nagaland State Development Loan, 2017) were raised by the Government during the year 2006-07 redeemable at par and Rs.51.51 crore bearing interest at 8.5%, 13.75% and 13.85% respectively were discharged.

**2. Ways and Means advances from the Reserve Bank of India:-**

Under an agreement with the Reserve Bank of India, the State Government has to maintain with the Bank a daily minimum balance of Rs.25.00 lakh. If the balance falls below the agreed minimum on any day, the deficiency is made good by taking Ways and Means Advances/overdrafts from the Bank.

At the end of 2005-06, there were outstanding balances of Rs.53.01 crore against Ways and Means Advances. During 2006-07, a sum of Rs.1,88.18 crores were taken as Ways and Means Advances on 7 days (3 days in 4/2006, 2 days in 5/2006, 1 day in January 2007, 1 day in 3/2007,) and the amount of Rs.1,45.87 crores together with interest of Rs.0.27 crores were repaid during the year. At the close of the year Rs.95.32 crores remained outstanding. Further, overdrafts amounting to Rs.78.53 crores were also available during the year on (5 days in 4/2006,) out of which Rs.143.53 crores together with interest Rs.0.24 crore were repaid during the year. At the close of the year no such balance remained outstanding.

**3. Other loans:-**

These comprise loans obtained from the autonomous bodies like the National Co-operative Development Corporation, Life Insurance Corporation of India, National Bank for Agriculture and Rural Development, General Insurance Corporation of India, National Insurance Corporation, Housing and Urban Development Corporation, Rural Electrification Corporation, Unit Trust of India, Peerless and Power Finance Corporation. The details are given in Statement No.17.

**4. Loans from the Government of India:-**

The details of loans taken by the State Government are given in Statement No.17. All loans are being repaid in accordance with the prescribed terms and conditions.

**5. Small Savings, Provident Funds, etc.:-**

These comprise balance in State Provident Funds and Insurance and Pension Funds of Government Servants.

## STATEMENT NO.4 - Contd.

## EXPLANATORY NOTES - Contd.

## (ii) OTHER OBLIGATIONS

In addition to the above, the balances at the credit of earmarked and other funds as also certain deposits, to the extent they have not been invested but are merged with the general cash balance of the Government, also constitute the liability of the Government. Such liability at the end of March 2007 was Rs.2,15.68 crore as shown below; further details are given in Statement No.16.

Nature of obligations	Balance on 1st April 2006	Receipts during the year	Repayment-during the year	Balance on 31st March 2007	Net increase during the year
(In crore of rupees)					
Non-interest bearing obligations, such as deposits of Local Funds, Civil deposits, other earmarked funds, etc.	1,23.16	1,13.51	20.99	2,15.68	92.52
<b>Total</b>	1,23.16	1,13.51	20.99	2,15.68	92.52



## STATEMENT NO.4 - Contd.

## EXPLANATORY NOTES - Contd.

## (iii) SERVICE OF DEBT

## Interest on debt and other obligations:-

The outstanding gross debt and other obligations as on 31st March 2006 and 31st March 2007 and the total net amount of interest charges met from revenue during 2005-2006 and 2006-2007 are shown below:-

	2005-2006	2006-2007	Net increase (+) or decrease (-) during the year
(In crore of rupees)			
Gross debt and other obligations outstanding at the end of the year	31,74.22	35,18.50	+ 3,44.28
Interest paid by Government on Public Debt, Small Savings, Provident Funds, etc.	2,53.89	2,79.69	+ 25.80
Deduct -			
(a) Interest received on loans and advances given by Government	1.24	1.38	+ 0.14
(b) Interest realised on investment of cash balance	4.36	3.84	- 0.52
Net amount of - interest charges	2,48.29	2,74.47	+ 26.18
Percentage of gross interest to total revenue receipts	11.20	10.09	- 1.11

**STATEMENT NO.4 - Concl.****EXPLANATORY NOTES - Concl.****(iii) SERVICE OF DEBT - Concl.****Interest on debt and other obligations:- Concl.**

	2005-2006	2006-2007	Net increase (+) or decrease (-) during the year
	(In crore of rupees)		
Percentage of net interest to total revenue receipts	10.95	9.90	- 1.05

**STATEMENT NO.5 - LOANS AND ADVANCES BY THE STATE GOVERNMENT**

**(i) STATEMENT OF LOANS AND ADVANCES**

Sl. No.	Category	Balance outstanding on 1st April 2006	Paid during the year	Repaid during the year	Balance outstanding on 31st March 2007	Net increase (+) or decrease (-) during the year
(In lakh of rupees)						
1.	Loans for Social Services	44.35	...	15.58	28.77	-15.58
<b>Total-</b>	<b>Social Services</b>	44.35	...	15.58	28.77	-15.58
2.	<b>Loans for Economic Services -</b>					
(i)	Agriculture and Allied Activities	24,17.16 (b)	4.25	1,98.48	22,22.93	-1,94.23
(ii)	Industry and Minerals	2,16.56 (a)	...	...	2,16.56	...
<b>Total-</b>	<b>Economic Services</b>	26,33.72	4.25	1,98.48	24,39.49	-1,94.23
3.	Loans to Government Servants	3,49.41 (d)	19.81	2,18.61	1,50.61	-1,98.80
<b>Total-</b>	<b>Loans to Government Servants, etc.</b>	3,49.41	19.81	2,18.61	1,50.61	-1,98.80
<b>Total-</b>	<b>Loans and Advances</b>	30,27.48 (c)	24.06	4,32.67	26,18.87	-4,08.61

A detailed account is given in Statement No.18.

(a) Please see footnote at page 191.

(b),(c) Increased by Rs.1 thousand and decreased by Rs.1 thousand respectively due to proforma correction.

(d) Please see footnote at page 191.

**STATEMENT NO.5 - Concl'd.****(ii) RECOVERIES IN ARREARS**

According to the information furnished by the departments arrears at the end of March 2007 in recovery of the following categories of loans of which the detailed accounts are maintained by the departmental officers were as under:-

	Principal (In lakh of rupees)	Interest
(i) Loans for Co-operation	70.25 (a)	27.50 (a)
(ii) Loans for Animal Husbandry	15.90 (a)	8.95 (a)

Similar information is awaited (October, 2007) from the departments in respect of the following categories of loans:-

- (i) Loans for Crop Husbandry
- (ii) Loans for Housing
- (iii) Loans for Consumer Industries
- (iv) Loans for Village and Small Industries.

---

(a) Position as on 31st March 1987. Further information for subsequent years are awaited from Government (October, 2007).

**STATEMENT NO.6 -GUARANTEES GIVEN BY THE GOVERNMENT FOR  
REPAYMENT OF LOANS, ETC. RAISED BY  
STATUTORY CORPORATIONS, LOCAL BODIES  
AND OTHER INSTITUTIONS**

The particulars of guarantees given by the State Government and outstanding on 31st March 2007 are shown below:-

Name of the public or other body on whose behalf the guarantee has been given and brief nature of the guarantee	Maximum amount guaranteed	Sum guaranteed outstanding on 31st March 2007	
	Principal Interest		
	(In lakh of rupees)		
<b>Government Company-</b>			
<b>1. Nagaland Sugar Mills Company Limited, Dimapur</b>			
(i) Guarantee for repayment of principal and payment of interest on loan obtained from the Industrial Finance Corporation of India	(a)	(a)	(a)
(ii) Guarantee for repayment of principal and payment of interest on loan obtained from the State Bank of India	(a)	(a)	(a)
(iii) Guarantee for repayment of principal and payment of interest on loan obtained from the Nagaland State Co-operative Bank Limited, Dimapur	53.00 plus interest	(a)	(a)
(iv) Guarantee for repayment of principal and payment of interest on loan obtained from Industrial Development corporation of India	(a)	(a)	(a)

## STATEMENT NO.6- Contd.

Name of the public or other body on whose behalf the guarantee has been given and brief nature of the guarantee	Maximum amount guaranteed	Sum guaranteed outstanding on 31st March 2007	
	Principal Interest		
	(In lakh of rupees)		
<b>2. Nagaland State Co-operative Bank Limited, Dimapur - (1)</b> (i) Guarantee for repayment of loan and payment of interest on loan obtained from the National Bank for Agricultural and Rural Development	(a)	(a)	(a)
<b>3. Nagaland Plantation Crops Development Corporation Limited, Kohima - (1)</b>			
(i) Guarantee for repayment of loan and payment of interest on loan obtained from the State Bank of India	(a)	(a)	(a)
(ii) Guarantee for repayment of loan and payment of interest on loan obtained from the Vijaya Bank	4,77.00	(a)	(a)
(iii) Guarantee for repayment of loan and payment of interest on loan obtained from the Bank of Baroda	(a)	(a)	(a)

## STATEMENT NO.6 - Contd.

Name of the public or other body on whose behalf the guarantee has been given and brief nature of the guarantee	Maximum amount guaranteed	Sum guaranteed outstanding on 31st March 2007	
	Principal Interest		
	(In lakh of rupees)		
<b>4. Local Bodies and Other Institutions- Development Authority Nagaland, Kohima - (1)</b>			
Guarantee for repayment of loan and payment of interest on loans obtained from the Life Insurance Corporation of India	1,44.00 Plus Interest	(a)	(a)
<b>Dimapur Town Committee, Dimapur - (2)</b>			
Guarantee for repayment of loan and payment of interest on loan obtained from the State Bank of India, Bazar Branch, Dimapur	50.00 Plus Interest	(a)	(a)
<b>Total</b>	7,24.00	(a)	(a)

(a) No information has been furnished by the Government (October, 2007).

**STATEMENT NO.6 - Concl.**

No law has been passed by the State Legislature under Article 293 of the Constitution laying down the limit within which the Government may give guarantee on the security of the Consolidated Fund of the State.

1. Number of Institutions under each category are as under:-
  1. Government Company (5).
  2. Joint Stock Companies(2).
  3. Nagaland State Co-operative Bank Limited, Dimapur (1).
  4. Local Bodies and other Institutions (2).



**STATEMENT NO. 7 - CASH BALANCES AND INVESTMENTS OF CASH BALANCES**

	On 1st April 2006	On 31st March 2007
	(In lakh of rupees)	
<b>(a) General Cash Balance-</b>		
1. Cash in Treasuries	16.17	17.91
2. Deposits with Reserve Bank	-332,33.04	-281,63.77
<b>Total</b>	-332,16.87	-281,45.86 (e)
3. Investment held in Cash Balance Investment Account	0	0
<b>Total - (a)</b>	-332,16.87	-281,45.86
<b>(b) Other Cash Balances and Investment-</b>		
1. Cash with Departmental Officers, viz. Officers of Forest and Public Works Department	172,51.13	181,10.48
2. Permanent Advances for contingent expenditure with Departmental Officers	0.30	0.30
3. Investment of Earmarked Funds	16,57.78	38,39.03
<b>Total - (b)</b>	189,09.21	219,49.81
<b>Total - (a) and (b)</b>	-143,07.66	-61,96.05

(e) This represents balance as per "Government Account". The balance against "Deposits with Reserve Bank" shown here represents the balance after taking into account Inter-Governmental monetary settlement advised to the Reserve Bank upto 25<sup>th</sup> April, 2007 and adjusted in the accounts for 2006-2007 according to the prescribed procedure. Please also see footnote on page 172.

**STATEMENT NO.7 - Concl'd.****EXPLANATORY NOTES**

1. Under an agreement with the Reserve Bank of India, the Government of Nagaland has to maintain with the Bank a minimum balance of Rs.25 lakh at the close of each working day. The Bank informs the Government of the daily balance with the Bank at the close of each working day. If this balance falls below the agreed minimum the deficiency is made good either by taking ways and means advances from the Bank or by selling Government of India Treasury Bills held by the State Government.

Ways and Means Advances are, however, limited to a maximum of Rs.50 crores. In addition, special ways and means advances upto maximum limit of Rs.2 crores are also made available whenever necessary, against marketable securities issued by the Government of India. If the cash balance with the Bank remains below the prescribed minimum, even after the maximum ways and means advances have been taken, the deficiency is left uncovered. Overdrafts are given by the Bank if the State has a Minus balance after availing of the maximum advance.

The extent to which ways and means advances and overdrafts were taken and repaid during together with opening and closing balances and interest paid has been mentioned in note 2 below Statement No. 4.

2. During the year investments from out of the cash balance were made in Government of India securities. Interest is (net) of Rs.3,83.60 lakh was realised on such investments. No investment is lying outstanding at the end of the year.

**STATEMENT NO. 8 - SUMMARY OF BALANCES UNDER  
CONSOLIDATED FUND, CONTINGENCY FUND AND PUBLIC ACCOUNT**

(In thousand of rupees)

The following is a summary of balances as on 31st March 2007 :-

Debit Balance	Sector of the General Account	Name of the Account	Credit Balance
32,37,10,14	A to D,G,H & PART OF L(e)	Consolidated Fund	
		Government Account	0
	0 E .....	Public Debt	29,22,00,80
26,18,86	F .....	Loans and Advances	0
		Contingency Fund -	
	0	Public Account -	35,00
	0 I .....	Small Savings, Provident Funds. etc.	4,19,13,44
35,44,48	J .....	Reserve fund	0
		Reserve fund not bearing Interest	
1,74,45	K .....	Deposits and Advances	
		Deposits bearing Interest	0
		Deposits not bearing Interest	2,12,80,37
		Advances	
	L .....	Suspense and Miscellaneous	
3,20,18,65		Miscellaneous (Net)	
2,15,08,89	M .....	Remittances	0
-2,81,45,86	N .....	Cash Balance (Closing)	0
35,54,29,61		Total	35,54,29,61

**STATEMENT NO.8 – Contd.**

## EXPLANATORY NOTES

1. The significance of the head "Government Account" is explained in note 3 below. The other headings in this summary take into account the balances under all accounts heads in Government books for which the Government has a liability to repay the moneys received or has a claim to recover the amounts paid and also heads of account opened in the books for adjustments of Remittance' transactions. It must be understood that these balances cannot be regarded as a complete record of the financial position of the Government, as they do not take into account all the physical assets of the State such as lands, buildings, communications, etc., nor any accrued dues or outstanding liabilities which are not brought to account under the cash basis of accounting followed by the Government.

2. A summary of receipts, disbursements and balances under heads of account relating to Debt, Contingency Fund and Public account is given in Statement No. 15.

In a number of cases (indicated with (x) in Statement No. 15), there are unreconciled differences in the closing balances shown in Statement No. 15 and those shown in the separate registers or other records maintained in Accounts Office/departmental offices for the purpose. Steps are being taken to settle the discrepancies as soon as possible. In some cases the documents required for the purpose are awaited from the departmental officers and Treasury Officers as detailed in Appendix II of this compilation.

The balances are communicated to the officers concerned every year for acceptance thereof. In a number of cases such acceptances have not been received. Some of the cases are given overleaf:-

## STATEMENT NO.8 – Contd.

Head of Account	Number of acceptances awaited	Earliest year from which acceptances awaited (In lakh of rupees)	Amount outstanding against these items on 31st March 2007 (a)
Loans for Crop Husbandry	5	1962-63	28.95
Loans for Animal Husbandry	9	1963-64	12.12
Loans for Fisheries	2	1963-64	2.97
Loans for Government Servants etc.	392	1969-70	1,50.61
Loans for Housing	7	1975-76	28.76
Loans for Co-operation	1	1980-81	21,78.88
Loans for Consumer Industries	1	1980-81	1,87.30
Loans for Village and Small Industries	1	1980-81	29.26

3. Government Accounts:- Under the system of book-keeping followed in Government accounts, the amount booked under revenue and capital heads and other transactions of the Government, the balances of which are not carried forward from year to year in the accounts, are closed to a single head called "Government Account". The balance under this head represents the cumulative result of all such transactions so that after adding thereto the balances under Public Debt, Loan and advances, Small savings, Provident Funds, etc., Reserve Funds, Deposits and advances, Suspense and Miscellaneous, Remittances and Contingency Fund, the closing cash balance at the end of the year may be worked out and proved. The Government Account for 2006-2007 given below will show how the net amount at the end of the year has been arrived at:-

(a) Latest position awaited from Government (October, 2007).

**STATEMENT NO. 8 – Concl.**

(In thousand of rupees)

Debit	Details	Credit
(a) 30,76,98,99	A- Amount at the Debit of the Government Account as on 1st April , 2006	
	B-Receipt Heads (Revenue Account)	27,72,50,95
22,22,14,56	C-Expenditure Heads (Revenue Account)	
7,10,47,54	D-Expenditure Heads (Capital Account)	
	E-Receipt on Capital Account	
0	F-Inter State Settlements	0
0	G-Transfer to Contingency Fund	0
0	H-Miscellaneous Government Accounts	0
0	I- Amount at the Debit of the Government account as on 31st March 2007	32,37,10,14
60,09,61,09	Tota	60,09,61,09

(a) Decreased by Rs.0,01 thousand due to computerized rounding.



PART II

DETAILED ACCOUNTS AND  
OTHER STATEMENTS  
A-REVENUE AND EXPENDITURE

**STATEMENT No. 9**  
**STATEMENT OF REVENUE AND EXPENDITURE UNDER DIFFERENT**  
**HEADS FOR THE YEAR 2006-2007 EXPRESSED AS A PERCENTAGE OF**  
**TOTAL REVENUE / TOTAL EXPENDITURE**

Revenue Heads	Amount in lakh of rupees.	Percentage of total Revenue	Percentage of total Expenditure
<b>A. Tax Revenue</b>			
(a) Taxes on Income and Expenditure			
Corporation Tax	98,93.00	3.57	4.45
Taxes on Income Other than Corporation Tax	60,08.00	2.17	2.70
Hotel Receipts Tax	0.00	0.00	0.00
Other Taxes On Income and Expenditure	16,32.62	0.58	0.74
<b>Total (a) Taxes on Income and Expenditure</b>	<b>1,75,33.62</b>	<b>6.32</b>	<b>7.89</b>
(b) Taxes on Property and Capital Transactions			
Land Revenue	50.37	0.02	0.02
Stamps and Registration Fees	1,05.24	0.04	0.05
Taxes on Wealth	12.00	0.00	0.01
<b>Total (b) Taxes on Property and Capital Transactions</b>	<b>1,67.61</b>	<b>0.06</b>	<b>0.08</b>
(c) Taxes on Commodities and Services			
Customs	61,83.00	2.23	2.78
Union Excise Duties	65,65.00	2.37	2.95
State Excise	2,13.00	0.08	0.09
Taxes on Sales, Trades etc.	85,02.01	3.06	3.83
Taxes on Vehicles	12,26.02	0.44	0.55
Taxes on Goods and Passengers	1,69.36	0.06	0.08
Taxes and Duties on Electricity	1.58	0.00	0.00
Service Tax	30,36.00	1.10	1.37
Other Taxes and Duties on commodities and Services	-1.96	0.00	0.00
<b>Total (c) Taxes on Commodities and Services</b>	<b>2,58,94.01</b>	<b>9.34</b>	<b>11.65</b>
<b>Total A. Tax Revenue</b>	<b>4,35,95.24</b>	<b>15.72</b>	<b>19.62</b>



## STATEMENT NO. 9-Contd.

Revenue Heads	Amount in lakh of rupees.	Percentage of total Revenue	Percentage of total Expenditure
<b>B. Non-Tax Revenue</b>			
(b) Interest Receipts, Dividends and Profits	5,21.96	0.19	0.23
Total (b) Interest Receipts, Dividends and Profits	5,21.96	0.19	0.23
<b>(c) Other Non-Tax Revenue</b>			
(i) General Services	18,81.91	0.68	0.85
(ii) Social Services	6,47.64	0.23	0.29
(iii) Economic Services	60,62.60	2.19	2.73
Total (c) Other Non-Tax Revenue	85,92.15	3.10	3.87
<b>Total B. Non-Tax Revenue</b>	<b>91,14.10</b>	<b>3.29</b>	<b>4.10</b>
<b>C: Grants-In-Aid And Contributions</b>			
<b>Total C. Grants-In-Aid And Contributions</b>	<b>22,45,41.61</b>	<b>80.99</b>	<b>1,01.05</b>
<b>Grand Total- Receipt (Revenue Account) :-</b>	<b>27,72,50.95</b>	<b>1,00.00</b>	<b>1,24.77</b>

## STATEMENT NO. 9-Concl'd.

Expenditure Heads	Amount in lakh of rupees.	Percentage of total revenue	Percentage of total expenditure
<b>A. General Services</b>			
(a) Organs of State	26,62.03	.96	1.20
(b) Fiscal Services	22,89.08	.82	1.03
(c) Interest payment and servicing of Debt	2,79,68.66	10.09	12.59
(d) Administrative Services	4,87,93.74	17.60	21.96
(e) Pensions and Miscellaneous General Services	2,03,18.00	7.33	9.14
<b>B. Social Services</b>	5,88,84.61	21.24	26.49
(a) Education, Sports, Art and Culture	3,34,94.05	12.08	15.07
(b) Health and Family Welfare	1,16,40.96	4.20	5.24
(c) Water Supply, Sanitation, Housing and Urban Development	31,87.45	1.15	1.43
(d) Information and Broadcasting	9,87.00	.36	.44
(e) Welfare of Schedule Castes, Schedule Tribes and Other Backward Classes	14,77.96	.53	.67
(f) Labour and Labour Welfare	9,80.83	.35	.44
(g) Social Welfare and Nutrition	66,19.84	2.39	2.98
(h) Others	4,96.51	.18	.22
<b>C. Economic Services</b>	6,12,98.43	22.11	27.59
(a) Agriculture and Allied Activities	1,82,52.47	6.58	8.21
(b) Rural Development	69,89.01	2.52	3.15
(c) Special Areas Programmes	24,49.01	.88	1.10
(d) Irrigation and Flood Control	33,29.48	1.20	1.50
(e) Energy	1,13,68.29	4.10	5.12
(f) Industry and Minerals	43,18.91	1.56	1.94
(g) Transport	76,04.06	2.74	3.42
(i) Science, Technology and Environment	6,49.91	.23	.29
(j) General Economic Services	63,37.30	2.29	2.85
<b>Grand Total - Expenditure (Revenue Account)</b>	<b>22,22,14.56</b>	<b>80.15</b>	<b>1,00.00</b>

**STATEMENT NO. 10**  
**STATEMENT SHOWING THE DISTRIBUTION BETWEEN CHARGED**  
**AND VOTED EXPENDITURE**

Particulars	Actuals for 2006-2007		Total
	Charged	Voted	
	(In thousand of rupees)		
Expenditure Heads (Revenue account)	2,86,13,38	19,36,01,18	22,22,14,56
Expenditure Heads (Capital Account)	0	7,10,47,54	7,10,47,54
Disbursement under Public Debt , Loans and Advances (A)	4,41,52,69	24,05	4,41,76,74
<b>Total :-</b>	<b>7,27,66,07</b>	<b>26,46,72,77</b>	<b>33,74,38,84</b>

(A) The Figures have  
been arrived at as  
follows :-

(E) Public Debt -

Internal Debt of the State Government	4,23,23,30	0	4,23,23,30
Loans and Advances from the Central Government	18,29,39	0	18,29,39

(F) Loan and  
Advances by the  
State Government -

	0	24,05	24,05
<b>Total :-</b>	<b>4,41,52,69</b>	<b>24,05</b>	<b>4,41,76,74</b>

**STATEMENT NO. 11**  
**DETAILED ACCOUNT OF REVENUE BY MINOR HEADS**

**Heads** **Actuals for 2006-2007**  
(In thousand of Rupees)

**RECEIPT HEADS** (Revenue Account)

**A. TAX REVENUE (\*)**

(a) Taxes on Income and Expenditure

0020 Corporation Tax

901 Share of Proceeds Assigned to State 98,93,00

**Total - 0020** **98,93,00**

0021 Taxes on Income Other than Corporation Tax

901 Share of net proceeds assigned to State 60,08,00

**Total - 0021** **60,08,00**

0023 Hotel Receipts Tax

**Total - 0023** **0,00**

0028 Other Taxes On Income and Expenditure

107 Taxes on Professions Traders, Callings and Employment 15,81,35

109 Expenditure Tax 53,27

901 Share of Net Proceeds Assigned to State -2,00

**Total - 0028** **16,32,62**

**Total - (a) Taxes on Income and Expenditure** **1,75,33,62**

---

(\*) Figures are net after taking into account refunds

## STATEMENT NO. 11-Contd.

## Heads

Actuals for 2006-2007  
(In thousand of Rupees)

## RECEIPT HEADS (Revenue Account) -Contd.

## A. TAX REVENUE-Contd.

## (b) Taxes on Property and Capital Transactions-Contd.

## 0029 Land Revenue-Concltd.

101 Land Revenue/Tax	9.38
800 Other Receipts	40.99
<b>Total - 0029</b>	<b>50.37</b>

## 0030 Stamps and Registration Fees-Concltd.

## 01 Stamps-Judicial-Concltd.

101 Court Fees realised in stamps	2.99
102 Sale of Stamps	0.78
800 Other Receipts	39.79
<b>Total - 01</b>	<b>43.56</b>

## 02 Stamps-Non-Judicial

102 Sale of Stamps	16.72
800 Other Receipts	0.73
<b>Total - 02</b>	<b>17.44</b>

## 03 Registration Fees

104 Fees for registering documents	0.01
800 Other Receipts	44.23
<b>Total - 03</b>	<b>44.24</b>

<b>Total - 0030</b>	<b>1,05.24</b>
---------------------	----------------

## STATEMENT NO. 11-Contd.

Heads	Actuals for 2006-2007 (In thousand of Rupees)
<b>RECEIPT HEADS (Revenue Account) -Contd.</b>	
<b>A. TAX REVENUE-Contd.</b>	
(b) Taxes on Property and Capital Transactions-Concl'd.	
0032 Taxes on Wealth-Concl'd.	
901 Share to Net Proceeds Assigned to State	12.00
<b>Total - 0032</b>	<b>12.00</b>
<b>Total - (b) Taxes on Property and Capital Transactions</b>	<b>1,67,61</b>
(c) Taxes on Commodities and Services-Contd.	
0037 Customs	
901 Share to Net Proceeds Assigned to State	61,83,00
<b>Total - 0037</b>	<b>61,83,00</b>
0038 Union Excise Duties	
901 Share to Net Proceeds Assigned to State	65,65,00
<b>Total - 0038</b>	<b>65,65,00</b>
0039 State Excise-Contd.	
150 Fines and Confiscations	14,25
800 Other Receipts	1,98,75
<b>Total - 0039</b>	<b>2,13,00</b>
0040 Taxes on Sales, Trades etc.	
101 Receipt under Central Sales Tax Act	8,02,81
102 Receipt under State Sales Tax Act	11,95,87
103 Tax On Sale Of Motor Spirits And Lubricants	1,42

## STATEMENT NO. 11 -Contd.

Heads	Actuals for 2006-2007 (In thousand of Rupees)
<b>RECEIPT HEADS (Revenue Account) -Contd.</b>	
<b>A. TAX REVENUE-Contd.</b>	
(c) Taxes on Commodities and Services-Contd.	
0040 Taxes on Sales, Trades etc.-Concl.	
104 Surcharge on Sales Tax	70,69
800 Other Receipts	64,31,23
<b>Total - 0040</b>	<b>85,02,01</b>
0041 Taxes on Vehicles-Concl.	
102 Receipts under the State Motor Vehicles Taxation Act	2,81,73
800 Other Receipts	9,44,29
<b>Total - 0041</b>	<b>12,26,02</b>
0042 Taxes on Goods and Passengers	
101 Tax collections	25,94
800 Other Receipts	1,43,42
<b>Total - 0042</b>	<b>1,69,36</b>
0043 Taxes and Duties on Electricity-Contd.	
102 Fee Under Indian Electricity Rules	0,01
800 Other Receipts	1,57
<b>Total - 0043</b>	<b>1,58</b>
0044 Service Tax	
901 Share of Net Proceeds Assigned to State	30,36,00

## STATEMENT NO. 11-Contd.

Heads

Actuals for 2006-2007  
(In thousand of Rupees)

## RECEIPT HEADS (Revenue Account) -Contd.

## A. TAX REVENUE-Concl'd.

(c) Taxes on Commodities and Services-Concl'd.

0044 Service Tax-Concl'd.

Total - 0044

30,36,00

0045 Other Taxes and Duties on commodities and Services-Concl'd.

800 Other Receipts

0,05

901 Share of Net Proceeds Assigned to State

-2,00

Total - 0045

-1,96

Total - (c) Taxes on Commodities and Services

2,58,94,01

Total - A. TAX REVENUE

4,35,95,24 (a)



## STATEMENT NO. 11-Contd.

Heads	Actuals for 2006-2007 (In thousand of Rupees)
<b>RECEIPT HEADS (Revenue Account) -Contd.</b>	
<b>B. NON-TAX REVENUE-Contd.</b>	
(b) Interest Receipts, Dividends and Profits-Contd.	
0049 Interest Receipts-Contd.	
04 Interest Receipts of State/Union Territory Governments-Contd.	
110 Interest realised on investment of Cash balances	3,83,60
800 Other Receipts	1,38,36
<b>Total - 04</b>	<b>5,21,96</b>
<b>Total - 0049</b>	<b>5,21,96</b>
0050 Dividends and Profits	
<b>Total - 0050</b>	<b>0,00</b>
<b>Total - (b) Interest Receipts, Dividends and Profits</b>	<b>5,21,96</b>
(c) Other Non-Tax Revenue-Contd.	
(i) General Services-Contd.	
0051 Public Service commission-Contd.	
104 UPSC/SSC Examination Fees.	0,00
105 State PSC Examination Fees.	0,39
800 Other Receipts	0,07
<b>Total - 0051</b>	<b>0,46</b>

## STATEMENT NO. 11-Contd.

Heads	Actuals for 2006-2007 (In thousand of Rupees)
<b>RECEIPT HEADS (Revenue Account) -Contd.</b>	
<b>B. NON-TAX REVENUE-Contd.</b>	
(c) Other Non-Tax Revenue-Contd.	
(i) General Services-Contd.	
0055 Police-Contd.	
101 Police supplied to other Governments	2,49
800 Other Receipts	2,12,31
<b>Total - 0055</b>	<b>2,14,80</b>
0058 Stationery and Printing-Contd.	
800 Other receipts	7,60
<b>Total - 0058</b>	<b>7,60</b>
0059 Public Works-Contd.	
01- Office Buildings-Contd.	
800 Other Receipts	3,19
<b>Total - 01</b>	<b>3,19</b>
60 Other Buildings	
800 Other Receipts	0,86
<b>Total - 60</b>	<b>0,86</b>
80 General-Contd.	
102 Hire charges of Machinery and Equipment	2,08
103 Recovery of percentage charges	-0,88
800 Other Receipts	26,69

## STATEMENT NO. 11-Contd.

## Heads

Actuals for 2006-2007  
(In thousand of Rupees)

## RECEIPT HEADS (Revenue Account) -Contd.

## B. NON-TAX REVENUE-Contd.

(c) Other Non-Tax Revenue-Contd.

(i) General Services-Contd.

0059 Public Works-Contd.

80 General-Contd.

Total - 80

27,90

Total - 0059

31,46

0070 Other Administrative Services-Contd.

01 Administration of Justice-Contd.

102 Fees Fines and Forfeitures

13,08

800 Other Receipts

36,44

Total - 01

49,52

02 Elections-Contd.

800 Other Receipts

3,84

Total - 02

3,84

60 Other Services-Contd.

105 Home Guards

0,30

115 Receipts from Guest Houses, Government Hostels etc.

23,26

800 Other Receipts

68,88

Total - 60

92,44

Total - 0070

1,45,80

## STATEMENT NO. 11-Contd.

Heads	Actuals for 2006-2007 (In thousand of Rupees)
<b>RECEIPT HEADS (Revenue Account) -Contd.</b>	
<b>B. NON-TAX REVENUE-Contd.</b>	
(c) Other Non-Tax Revenue-Contd.	
(i) General Services-Contd.	
0071 Contributions and Recoveries towards Pension and Other Retirement Benefits-	
01 Civil-Contd.	
101 Subscriptions and Contributions	4.67
800 Other Receipts	18.33
<b>Total - 01</b>	<b>23.01</b>
<b>Total - 0071</b>	<b>23.01</b>
0075 Miscellaneous General Services-Contd.	
101 Unclaimed Deposits	24.00
103 State Lotteries	1,65.98
800 Other Receipts	12,68.80 (a)
<b>Total - 0075</b>	<b>14,58.78</b>
<b>Total - (i) General Services</b>	<b>18,81.91</b>
(ii) Social Services-Contd.	
0202 Education, Sports, Art and Culture-Contd.	
01 General Education-Contd.	
101 Elementary Education	1,05.91
102 Secondary Education	20.04
600 General	0.98
<b>Total - 01</b>	<b>1,26.93</b>

---

(a) This includes Debt relief of Rs.3,67.69 thousand given by Ministry of Finance, Department of Expenditure, Government of India on repayment of Consolidated Loan.

## STATEMENT NO. 11-Contd.

## Heads

Actuals for 2006-2007  
(In thousand of Rupees)

## RECEIPT HEADS (Revenue Account) -Contd.

## B. NON-TAX REVENUE-Contd.

(c) Other Non-Tax Revenue-Contd:

(ii) Social Services-Contd.

0202 Education, Sports, Art and Culture-Contd.

01 General Education-Contd.

02 Technical Education-Contd.

800 Other receipts

2,83

**Total - 02****2,83**

03 Sports and Youth Services-Contd.

800 Other Receipts

1,31

**Total - 03****1,31**

04 Art and Culture-Contd.

800 Other Receipts

33,25

**Total - 04****33,25****Total - 0202****1,64,31**

0210 Medical and Public Health-Contd.

01 Urban Health Services-Contd.

101 Receipts from Employees State Insurance Scheme

0,30

800 Other Receipts

3,67

**Total - 01****3,97**

62  
**STATEMENT NO. 11-Contd.**

Heads	Actuals for 2006-2007 (In thousand of Rupees)
<b>RECEIPT HEADS (Revenue Account) -Contd.</b>	
<b>B. NON-TAX REVENUE-Contd.</b>	
(c) Other Non-Tax Revenue-Contd.	
(ii) Social Services-Contd.	
0210 Medical and Public Health-Contd.	
04 Public Health-Contd.	
102 Sale of sera/Vaccine	0.53
800 Other Receipts	3.62
<b>Total - 04</b>	<b>4.15</b>
80 General-Contd.	
800 Other Receipts	4.70
<b>Total - 80</b>	<b>4.70</b>
<b>Total - 0210</b>	<b>12.82</b>
0211 Family Welfare-Contd.	
800 Other Receipts	0.01
<b>Total - 0211</b>	<b>0.01</b>
0215 Water Supply and Sanitation-Contd.	
01 Water Supply-Contd.	
102 Receipts from Rural water supply schemes	1.12
103 Receipts from Urban water supply schemes	1,11.37
104 Fees and Fines, etc	0.77
800 Other Receipts	1,10.11
<b>Total - 01</b>	<b>2,23.36</b>

## STATEMENT NO. 11-Contd.

## Heads

Actuals for 2006-2007  
(In thousand of Rupees)

## RECEIPT HEADS (Revenue Account) -Contd.

## B. NON-TAX REVENUE-Contd.

(c) Other Non-Tax Revenue-Contd.

(ii) Social Services-Contd.

0215 Water Supply and Sanitation-Contd.

02 Sewerage and Sanitation-Contd.

800 Other Receipts 2,20

**Total - 02** 2,20**Total - 0215** 2,25,57

0216 Housing-Contd.

01 Government Residential Buildings-Contd.

106 General Pool accommodation 59,45

107 Police Housing 5,06

700 Other Housing 14,94

**Total - 01** 79,45

02 Urban Housing-Contd.

800 Other Receipts 56,86

**Total - 02** 56,86

03 Rural housing

800 Other Receipts 51,61

**Total - 03** 51,61

80 General-Contd.

800 Other Receipts 33,53

**Total - 80** 33,53

## STATEMENT NO. 11-Contd.

Heads	Actuals for 2006-2007 (In thousand of Rupees)
<b>RECEIPT HEADS (Revenue Account) -Contd.</b>	
<b>B. NON-TAX REVENUE-Contd.</b>	
(c) Other Non-Tax Revenue-Contd.	
(ii) Social Services-Contd.	
0216 Housing-Contd.	
<b>Total - 0216</b>	<b>2,21,44</b>
0217 Urban Development-Contd.	
60 Other Urban Development Schemes-Contd.	
800 Other Receipts	1,95
<b>Total - 60</b>	<b>1,95</b>
<b>Total - 0217</b>	<b>1,95</b>
0220 Information and Publicity-Contd.	
60 Others-Contd.	
112 Employment News	0,04
800 Other Receipts	0,10
<b>Total - 60</b>	<b>0,14</b>
<b>Total - 0220</b>	<b>0,14</b>
0230 Labour and Employment-Contd.	
101 Receipts under Labour laws	0,04
800 Other Receipts	5,54
<b>Total - 0230</b>	<b>5,60</b>



## STATEMENT NO. 11-Contd.

Heads	Actuals for 2006-2007 (In thousand of Rupees)
<b>RECEIPT HEADS (Revenue Account) -Contd.</b>	
<b>B. NON-TAX REVENUE-Contd.</b>	
(c) Other Non-Tax Revenue-Contd.	
(ii) Social Services-Contd.	
0235 Social Security and Welfare-Contd.	
60 Other Social Security and Welfare Programmes-Contd.	
800 Other Receipts	15,81
<b>Total - 60</b>	<b>15,81</b>
<b>Total - 0235</b>	<b>15,81</b>
<b>Total - (ii) Social Services</b>	<b>6,47,64</b>
(iii) Economic Services-Contd.	
0401 Crop Husbandry-Contd.	
104 Receipts from Agricultural Farms	0,40
107 Receipts from Plant Protection Services	0,20
800 Other Receipts	14,83
<b>Total - 0401</b>	<b>15,43</b>
0403 Animal Husbandry-Contd.	
102 Receipts from Cattle and Buffalo development	0,07
103 Receipts from Poultry development	1,51
105 Receipts from Piggery development	0,29
501 Services and Service Fees	0,03
800 Other Receipts	32,95

## STATEMENT NO. 11-Contd.

Heads

Actuals for 2006-2007  
(In thousand of Rupees)

## RECEIPT HEADS (Revenue Account) -Contd.

## B. NON-TAX REVENUE-Contd.

(c) Other Non-Tax Revenue-Contd.

(iii) Economic Services-Contd.

0403 Animal Husbandry-Contd.

Total - 0403

34,85

0404 Dairy Development

800 Other Receipts

0,04

Total - 0404

0,04

0405 Fisheries-Contd.

800 Other Receipts

1,93

Total - 0405

1,93

0406 Forestry and Wild Life-Contd.

01 Forestry-Contd.

101 Sale of timber and other forest produce

45,03

102 Receipts from social and farm forestries

10,24

104 Receipts from Forest Plantations

5,38

800 Other Receipts

5,27,38

Total - 01

5,88,03

02 Environmental Forestry and Wild Life-Contd.

800 Other Receipts

6,82

Total - 02

6,82

## STATEMENT NO. 11-Contd.

Heads	Actuals for 2006-2007 (In thousand of Rupees)
<b>RECEIPT HEADS (Revenue Account) -Contd.</b>	
<b>B. NON-TAX REVENUE-Contd.</b>	
(c) Other Non-Tax Revenue-Contd.	
(iii) Economic Services-Contd.	
0406 Forestry and Wild Life-Contd.	
<b>Total - 0406</b>	<u><b>5,94,85</b></u>
0408 Food Storage and Warehousing-Contd.	
101 Food	0.06
102 Storage and Warehousing	0.88
800 Other Receipts	2.07
<b>Total - 0408</b>	<u><b>3,00</b></u>
0425 Co-operation-Contd.	
800 Other Receipts	91.96
<b>Total - 0425</b>	<u><b>91,96</b></u>
0435 Other Agricultural Programmes-Contd.	
800 Other Receipts	4.91
<b>Total - 0435</b>	<u><b>4,91</b></u>
0515 Other Rural Development Programmes-Contd.	
800 Other Receipts	13.01
<b>Total - 0515</b>	<u><b>13,01</b></u>

## STATEMENT NO. 11 -Contd.

Heads	Actuals for 2006-2007 (In thousand of Rupees)
<b>RECEIPT HEADS (Revenue Account) -Contd.</b>	
<b>B. NON-TAX REVENUE-Contd.</b>	
<b>(c) Other Non-Tax Revenue-Contd.</b>	
<b>(iii) Economic Services-Contd.</b>	
<b>0552 North Eastern Areas-Contd.</b>	
800 Other Receipts	3.13
<b>Total - 0552</b>	<b>3.13</b>
<b>0702 Minor Irrigation-Contd.</b>	
<b>80 General-Contd.</b>	
800 Other Receipts	0.39
<b>Total - 80</b>	<b>0.39</b>
<b>Total - 0702</b>	<b>0.39</b>
<b>0801 Power-Contd.</b>	
<b>01 Hydel Generation-Contd.</b>	
800 Other Receipts	1,06.89
<b>Total - 01</b>	<b>1,06.89</b>
<b>05 Transmission-Contd.</b>	
800 Other Receipts	4.98.99
<b>Total - 05</b>	<b>4,98.99</b>
<b>80 General-Contd.</b>	
800 Other Receipts	35.57.05
<b>Total - 80</b>	<b>35,57.05</b>

## STATEMENT NO. 11-Contd.

Heads

Actuals for 2006-2007  
(In thousand of Rupees)

## RECEIPT HEADS (Revenue Account) -Contd.

## B. NON-TAX REVENUE-Contd.

(c) Other Non-Tax Revenue-Contd.

(iii) Economic Services-Contd.

0801 Power-Contd.

Total - 0801

41,62,93

0851 Village and Small Industries-Contd.

101 Industrial Estates

0,10

102 Small Scale Industries

2,06

103 Handloom Industries

0,20

105 Khadi and Village Industries

0,58

200 Other Village Industries

0,12

800 Other Receipts

17,90

Total - 0851

20,96

0852 Industries

Total - 0852

0,00

0853 Non-ferrous Mining and Metallurgical industries-Contd.

800 Other Receipts

1,91,37

Total - 0853

1,91,37

1054 Roads and Bridges-Contd.

800 Other Receipts

84,01

## STATEMENT NO. 11-Contd.

Heads	Actuals for 2006-2007 (In thousand of Rupees)
<b>RECEIPT HEADS (Revenue Account) -Contd.</b>	
<b>B. NON-TAX REVENUE-Contd.</b>	
(c) Other Non-Tax Revenue-Contd.	
(iii) Economic Services-Contd.	
1054 Roads and Bridges-Contd.	
<b>Total - 1054</b>	<b>84,01</b>
1055 Road Transport-Contd.	
101 Receipts under Rail Road Coordination	1,29,58
800 Other Receipts	6,73,26
<b>Total - 1055</b>	<b>8,02,83</b>
1452 Tourism-Contd.	
103 Receipts from Tourists Transport	0,78
104 Promotion and Publicity	0,96
105 Rent and Catering Receipts	0,76
800 Other Receipts	27,24
<b>Total - 1452</b>	<b>29,74</b>
1475 Other General Economic Services-Contd.	
800 Other Receipts	7,26
<b>Total - 1475</b>	<b>7,26</b>
<b>Total - (iii) Economic Services</b>	<b>60,62,60</b>
<b>Total - (c) Other Non-Tax Revenue</b>	<b>85,92,14</b>
<b>Total - B. NON -TAX REVENUE</b>	<b>91,14,10</b>

**STATEMENT NO. 11 - Contd.**

Heads	Actual for 2006-2007 (In thousand of rupees)
<b>RECEIPTS HEADS (Revenue Account – Contd.)</b>	
<b>C. GRANTS-IN-AID AND CONTRIBUTIONS</b>	
<b>1601 Grants-in-aid from Central Government</b>	
<b>01 Non-plan Grants</b>	
<b>104 Grants under the proviso to art.275(1) of the Constitution</b>	
Proviso to art.275(1) of the Constitution	8,12,22
Total- 104	8,12,22
<b>800 Other Grants</b>	
Schemes-	
Modernisation of Prison Administration	79,00
Raising of India Reserve Battalion	
Reimbursement of Security Related Expenditure	25,54,68
Upgradation of Standards of Administration/Special Problems	
Construction of Detention Centre for Illegal Migrants	
Grants to Cover Deficit on non-plan Revenue Account	1037,64,00
<b>Total- 800</b>	1063,97,68
<b>Total- 01</b>	1072,09,90

## STATEMENT NO. 11 – Contd.

Heads	Actual for 2006-2007 (In thousand of rupees)
<b>RECEIPTS HEADS (Revenue Account – Contd.)</b>	
<b>C. GRANTS-IN-AID AND CONTRIBUTIONS –Contd.</b>	
<b>1601 Grants-in-aid from Central Government- Contd.</b>	
02 Grants for State/Union Territory Plan Schemes	
101 Block Grants	796,17,45
<b>Total- 101</b>	<b>796,17,45</b>
102 Grants as advance Plan Assistance to relief Account of Natural Calamity	
National Calamity Contingency Fund	81,00
<b>Total- 102</b>	<b>81,00</b>
800 Other Grants	
Panchayati Raj	
Other Rural Development Programme (Backward Region)	22,50,00
<b>Home Affairs</b>	
Sarva Shiksha Abhijan	4,87,58
NLCPR	55,30,05
<b>Agriculture</b>	
Watershed Development Project in Shifting Cultivation Area (WDPSCA)	10,50,00
<b>Surface Transport</b>	
Central Road Fund	2,87,00
Inter State Road Transport	3,83,12
<b>Total- 800</b>	<b>99,87,75</b>
<b>Total- 02</b>	<b>896,86,20</b>



**STATEMENT NO. 11 – Contd.**

Heads

Actual for 2006-2007  
(In thousand of rupees)**RECEIPTS HEADS (Revenue Account – Contd.)****C. GRANTS-IN-AID AND CONTRIBUTIONS –Contd.****1601 Grants-in-aid from Central Government- Contd.**

03 Grants for Central Plan Schemes

800 Other Grants

**Agriculture**

Fisheries Estuarine	6,56
Strengthening of Infrastructure quality milk production	9,44
Agriculture Engineering	27,70
Feed and Fodder Production	1,20,00
Strengthening of I.T. Agriculture	1,05,10
Demonstration Component	88,31

**Commerce and Textile**

Collection of Statistics of Small Scale Industries

**Industry**

Training of Entrepreneurs under PMRY 8,79

**Youth Affairs**

Creation of Sports Infrastructure 10,32,86

Construction of Outdoor and Indoor Stadium 15,00

**Statistics and Programme Implementation**

Surveys and Statistics 0.89

**Strengthening the Infrastructure of Consumer Forums**

Strengthening the Infrastructure of Consumer Forums 40,30

**Environment and Forest**

Development of National Parks and Sanctuaries

## STATEMENT NO. 11 – Contd.

Heads

Actual for 2006-2007  
(In thousand of rupees)

## RECEIPTS HEADS (Revenue Account – Contd.)

## C. GRANTS-IN-AID AND CONTRIBUTIONS –Contd.

## 1601 Grants-in-aid from Central Government- Contd.

## Health and Family Welfare

National Iodine Deficiency Disorders Control Programme

## Rural Development

Integrated Wasteland Development Programme NWDPRS 10,98,17

Extension of Conference Room to State Institute Rural Development 1,85,78

**Total- 800** 27,38,89**Total- 03** 27,38,89

## 04 Grants for Centrally Sponsored Plan Schemes

## 800 Other Grants

## Agriculture

Integrated Sample Survey 3,00

Macro Management of Agriculture 17,76,83

Agriculture Census Schemes 24,50

Estimation of Production of Major Livestock Products 9,65

Conduct of Livestock Census 6,00

Establishment of Agency of Reporting Agriculture Statistics 12,00

## Fisheries

National Welfare of Fishermen 54,00

Inland Fisheries 90,00

## Animal Husbandry

Animal Disease Surveillance 4,80,32

Integrated Dairy Development Programme

National Project on Rinderpest Eradication 15,00

Systematic Control of Livestock Disease of National Importance

Integrated Duck Farm

Poultry Development

Implementation of Fodder Development Programme

Professional Efficiency Development Setting up of State Veterinary Council 10,00

## STATEMENT NO. 11 – Contd.

Heads	Actual for 2006-2007 (In thousand of rupees)
<b>RECEIPTS HEADS (Revenue Account – Contd.)</b>	
<b>C. GRANTS-IN-AID AND CONTRIBUTIONS –Contd.</b>	
<b>1601 Grants-in-aid from Central Government- Contd.</b>	
<b>Law and Justice</b>	
Re-imburement of Government of India's Share election related to expenditure	96,56
Development of infrastructural facilities for Judiciary	5,50,00
Fast Track Courts	18,18
<b>Labour</b>	
Establishment of Industrial Training Institute	2,35,22
<b>Water Resources</b>	
Rationalisation of Minor Irrigation Statistics Command Area Development	27,00
<b>Rural Development</b>	
Monitoring Investigation Unit	
ARWSP Sajaladhara	15,11,70
Accelerated Rural Water Supply Programme	14,99,00
Strengthening of Revenue Administration \$ Updating of Land Record	38,97
<b>Tourism</b>	
Development of Tourist Centres	
<b>Urban Development</b>	
Planning/Medical/Road & Bridges/Transport/Slum Development	23,58,53
Integrated Development of Small and Medium Towns	32,10
<b>Human Resource Development</b>	
Construction of Anganwadi	
Implementation of Swayamshidha	
Integrated Child Development Services	37,15,65
<b>Elementary Education</b>	
Mid day Meal	3,84,77
Information and Communication Technology	4,43,21
Scholarship for non Hindi Speaking Student	0,24
Appointment of Hindi Teacher	1,43,00
Nutritional Merit Scholarship	8,06,33
Nutritional Support to Primary Education	7,29,00
Nutritional Support to Primary Staff Salary	80,98

## STATEMENT NO. 11 – Concl.

Heads	Actual for 2006-2007 (In thousand of rupees)
<b>RECEIPTS HEADS (Revenue Account – Concl.)</b>	
<b>C. GRANTS-IN-AID AND CONTRIBUTIONS – Concl.</b>	
<b>1601 Grants-in-aid from Central Government- Concl.</b>	
<b>Medical, Public Health and Family Welfare</b>	
Prevention Control of Diseases	4,00
National Leprosy Eradication Programme	
Ayush Hospital/Dispensaries	4,87,00
Strengthening of ANM Training School	
Family Welfare Programme	3,53,87
National Iodine Delficiency	3,00
<b>Environment and Forest</b>	
Flowering of Multi Bamboo	4,21,90
Eco-Development around Parks and Sanctuaries	16,38
Strengthening Natural Resource and Forest Protection	3,53,22
Elephant Project	52,45
<b>Commerce Textiles</b>	
Housing Scheme for Handloom Weavers	3,35,38
Project Package Scheme	
Deen Dayal Hathkargha	8,74,59
<b>Tribal Affairs</b>	
Post Matric Scholarship to SC & ST Students	26,94,80
Hostel for Schedule Tribe Girls and Boys	1,42,67
Welfare of Schedule Tribes	78,42
<b>Total- 800</b>	<b>209,69,40</b>
<b>Total- 04</b>	<b>209,69,40</b>
<b>05 Grants for Special Plan Schemes</b>	
<b>101 Schemes of North Eastern Council</b>	
Schemes of North Eastern Council	39,37,22
<b>Total- 101</b>	<b>39,37,22</b>
<b>Total- 05</b>	<b>39,37,22</b>
<b>Total- 1601</b>	<b>2245,41,61</b>
<b>Total- C GRANTS-IN-AID AND CONTRIBUTIONS</b>	<b>22,45,41,61</b>
<b>Total- Receipts Head (Revenue Account)</b>	<b>27,72,50,95</b>

## STATEMENT NO. 12

## DETAILED ACCOUNT OF EXPENDITURE BY MINOR HEADS

(Figures in *italics* represent charged expenditure)

Heads	Actuals for 2006-2007		
	Non-Plan	Plan	Total
(In thousand of rupees)			
<b>EXPENDITURE HEADS</b>			
(Revenue Account)			
<b>A. GENERAL SERVICES</b>			
<b>(a) Organs of State</b>			
2011	Parliament/State/Union Territory Legislature.		
02	State/Union Territory Legislature		
		<i>71,37</i>	<i>71,37</i>
101	Legislative Assembly	2,58,83	0
			2,58,83
103	Legislative Secretariat	4,83,36	0
			4,83,36
<b>Total</b>	<b>02</b>	<i>71,37</i>	
		7,42,19	0
			8,13,56
<b>Total-</b>	<b>2011</b>	<i>71,37</i>	
		7,42,19	0
			8,13,56
2012	President, Vice- President/Governor/Administrator of Union Territories		
03	Governor/Administrator of Union Territories		
		<i>1,05,80</i>	<i>1,05,80</i>
090	Secretariat	0	0
			0
		2,76	2,76
101	Emoluments and Allowances of the Governor/Administrator of U.Ts.	0	0
			0
		32,00	32,00
102	Discretionary Grants	0	0
			0
		50,97	50,97
103	Household Establishment	0	0
			0
		2,13	2,13
104	Sumptuary Allowances	0	0
			0
		22	22
106	Entertainment Expenses	0	0
			0
		7,34	7,34
107	Expenditure from Contract Allowance	0	0
			0
		<i>11,17</i>	<i>11,17</i>

NB: Subsidy is now shown separately as the budget provision for the same is yet to be created by the State Government. The matter has been taken up with the State Government for segregation of subsidy in the budget of 2007-2008.

## STATEMENT NO. 12-Contd.

(Figures in italics represent charged expenditure)

Heads	Actuals for 2006-2007			
	Non-Plan	Plan	Total	
(In thousand of rupees)				
<b>EXPENDITURE HEADS</b>				
(Revenue Account)-Contd.				
<b>A. GENERAL SERVICES-Contd.</b>				
<b>(a) Organs of State-Contd.</b>				
2012	President, Vice-President/Governor/Administrator of Union Territories-Concl'd.			
108	Tour Expenses	0	0	0
<b>Total</b>	03	<i>2,12,39</i>	0	2,12,39
<b>Total-</b>	2012	<i>2,12,39</i>	0	2,12,39
2013	Council of Ministers			
101	Salary of Ministers and Ministers of State	61,68	0	61,68
104	Entertainment and Hospitality Expenses	17,00	0	17,00
105	Discretionary Grant by Ministers	50,00	0	50,00
108	Tour Expenses	96,90	0	96,90
800	Other Expenditure	2,95,51	0	2,95,51
<b>Total-</b>	2013	5,21,09	0	5,21,09
2014	Administration of Justice			
102	High Courts (Charged), Kohima Bench Establishment	<i>1,62,32</i>	0	1,62,32
		0	0	0

## STATEMENT NO. 12-Contd.

(Figures in italics represent charged expenditure)

Heads	Actuals for 2006-2007			Total
	Non-Plan	Plan		
				RS
				(L)
				(A)
				(B)
				(C)
				(D)
				(E)
				(F)
				(G)
				(H)
				(I)
				(J)
				(K)
				(L)
				(M)
				(N)
				(O)
				(P)
				(Q)
				(R)
				(S)
				(T)
				(U)
				(V)
				(W)
				(X)
				(Y)
				(Z)
				(AA)
				(AB)
				(AC)
				(AD)
				(AE)
				(AF)
				(AG)
				(AH)
				(AI)
				(AJ)
				(AK)
				(AL)
				(AM)
				(AN)
				(AO)
				(AP)
				(AQ)
				(AR)
				(AS)
				(AT)
				(AU)
				(AV)
				(AW)
				(AX)
				(AY)
				(AZ)
				(BA)
				(BB)
				(BC)
				(BD)
				(BE)
				(BF)
				(BG)
				(BH)
				(BI)
				(BJ)
				(BK)
				(BL)
				(BM)
				(BN)
				(BO)
				(BP)
				(BQ)
				(BR)
				(BS)
				(BT)
				(BU)
				(BV)
				(BW)
				(BX)
				(BY)
				(BZ)
				(CA)
				(CB)
				(CC)
				(CD)
				(CE)
				(CF)
				(CG)
				(CH)
				(CI)
				(CJ)
				(CK)
				(CL)
				(CM)
				(CN)
				(CO)
				(CP)
				(CQ)
				(CR)
				(CS)
				(CT)
				(CU)
				(CV)
				(CW)
				(CX)
				(CY)
				(CZ)
				(DA)
				(DB)
				(DC)
				(DD)
				(DE)
				(DF)
				(DG)
				(DH)
				(DI)
				(DJ)
				(DK)
				(DL)
				(DM)
				(DN)
				(DO)
				(DP)
				(DQ)
				(DR)
				(DS)
				(DT)
				(DU)
				(DV)
				(DW)
				(DX)
				(DY)
				(DZ)
				(EA)
				(EB)
				(EC)
				(ED)
				(EE)
				(EF)
				(EG)
				(EH)
				(EI)
				(EJ)
				(EK)
				(EL)
				(EM)
				(EN)
				(EO)
				(EP)
				(EQ)
				(ER)
				(ES)
				(ET)
				(EU)
				(EV)
				(EW)
				(EX)
				(EY)
				(EZ)
				(FA)
				(FB)
				(FC)
				(FD)
				(FE)
				(FF)
				(FG)
				(FH)
				(FI)
				(FJ)
				(FK)
				(FL)
				(FM)
				(FN)
				(FO)
				(FP)
				(FQ)
				(FR)
				(FS)
				(FT)
				(FU)
				(FV)
				(FW)
				(FX)
				(FY)
				(FZ)
				(GA)
				(GB)
				(GC)
				(GD)
				(GE)
				(GF)
				(GG)
				(GH)
				(GI)
				(GJ)
				(GK)
				(GL)
				(GM)
				(GN)
				(GO)
				(GP)
				(GQ)
				(GR)
				(GS)
				(GT)
				(GU)
				(GV)
				(GW)
				(GX)
				(GY)
				(GZ)
				(HA)
				(HB)
				(HC)
				(HD)
				(HE)
				(HF)
				(HG)
				(HH)
				(HI)
				(HJ)
				(HK)
				(HL)
				(HM)
				(HN)
				(HO)
				(HP)
				(HQ)
				(HR)
				(HS)
				(HT)
				(HU)
				(HV)
				(HW)
				(HX)
				(HY)
				(HZ)
				(IA)
				(IB)
				(IC)
				(ID)
				(IE)
				(IF)
				(IG)
				(IH)
				(II)
				(IJ)
				(IK)
				(IL)
				(IM)
				(IN)
				(IO)
				(IP)
				(IQ)
				(IR)
				(IS)
				(IT)
				(IU)
				(IV)
				(IW)
				(IX)
				(IY)
				(IZ)
				(JA)
				(JB)
				(JC)
				(JD)
				(JE)
				(JF)
				(JG)
				(JH)
				(JI)
				(JJ)
				(JK)
				(JL)
				(JM)
				(JN)
				(JO)
				(JP)
				(JQ)
				(JR)
				(JS)
				(JT)
				(JU)
				(JV)
				(JW)
				(JX)
				(JY)
				(JZ)
				(KA)
				(KB)
				(KC)
				(KD)
				(KE)
				(KF)
				(KG)
				(KH)
				(KI)
				(KJ)
				(KK)
				(KL)
				(KM)
				(KN)
				(KO)
				(KP)
				(KQ)
				(KR)
				(KS)
				(KT)
				(KU)
				(KV)
				(KW)
				(KX)
				(KY)
				(KZ)
				(LA)
				(LB)
				(LC)
				(LD)
				(LE)
				(LF)
				(LG)
				(LH)
				(LI)
				(LJ)
				(LK)
				(LL)
				(LM)
				(LN)
				(LO)
				(LP)
				(LQ)
				(LR)
				(LS)
				(LT)
				(LU)
				(LV)
				(LW)
				(LX)
				(LY)
				(LZ)
				(MA)
				(MB)
				(MC)
				(MD)
				(ME)
				(MF)
				(MG)
				(MH)
				(MI)
				(MJ)
				(MK)
				(ML)
				(MN)
				(MO)
				(MP)
				(MQ)
				(MR)
				(MS)
				(MT)
				(MU)
				(MV)
				(MW)
				(MX)
				(MY)
				(MZ)
				(NA)
				(NB)
				(NC)
				(ND)
				(NE)
				(NF)
				(NG)
				(NH)
				(NI)
				(NJ)
				(NK)
				(NL)
				(NM)
				(NN)
				(NO)
				(NP)
				(NQ)
				(NR)
				(NS)
				(NT)
				(NU)
				(NV)
				(NW)
				(NX)
				(NY)
				(NZ)
				(OA)
				(OB)
				(OC)
				(OD)
				(OE)
				(OF)
				(OG)
				(OH)
				(OI)
				(OJ)
				(OK)
				(OL)
				(OM)
				(ON)
				(OO)
				(OP)
				(OQ)
				(OR)
				(OS)
				(OT)
				(OU)
				(OV)
				(OW)
				(OX)
				(OY)
				(OZ)

## STATEMENT NO. 12-Contd.

(Figures in italics represent charged expenditure)

Heads	Actuals for 2006-2007		
	Non-Plan	Plan	Total
(In thousand of rupees)			
<b>EXPENDITURE HEADS</b>			
(Revenue Account)-Contd.			
<b>A. GENERAL SERVICES-Contd.</b>			
<b>(a) Organs of State-Concl.</b>			
2015	Elections-Concl.		
<b>Total-</b>	2015		
		2,97,83	0
			2,97,83
<b>Total-</b>	(a) Organs of State	4,46,08	
		21,65,96	50,00
			26,62,04
<b>(b) Fiscal Services-Contd.</b>			
(ii) Collection of Taxes on Property and Capital Transactions-Concl.			
2029	Land Revenue-Concl.		
001	Direction and Administration	74,56	0
			74,56
101	Collection Charges	5,97	0
			5,97
102	Survey and Settlement Operations	3,50,83	25,00
			3,75,83
103	Land Records	27,21	0
			27,21
800	Other Expenditure	23,95	4,70,39
			4,94,34
<b>Total-</b>	2029	4,82,52	4,95,39
			9,77,91
2030	Stamps and Registration		
02	Stamps (Non-Judicial)		
101	Cost of Stamps	25,50	0
			25,50



## STATEMENT NO. 12-Contd.

(Figures in *italics* represent charged expenditure)

Heads	Actuals for 2006-2007		
	Non-Plan	Plan	Total
(In thousand of rupees)			
<b>EXPENDITURE HEADS</b>			
(Revenue Account)-Contd.			
<b>A. GENERAL SERVICES-Contd.</b>			
<b>(b) Fiscal Services-Contd.</b>			
	(ii) Collection of Taxes on Property and Capital Transactions-Concl'd.		
2030	Stamps and Registration-Concl'd.		
<b>Total</b>	02		
	25,50	0	25,50
<b>Total-</b>	2030		
	25,50	0	25,50
<b>Total-</b>	(ii) Collection of Taxes on Property and Capital Transactions		
	5,08,02	4,95,39	10,03,41
	(iii) Collection of Taxes on Commodities and Services-Concl'd.		
2039	State Excise-Concl'd.		
001	Direction and Administration		
	5,72,39	9,99	5,82,38
<b>Total-</b>	2039		
	5,72,39	9,99	5,82,38
2040	Taxes on Sales, Trade etc		
001	Direction and Administration		
	1,22,65	0	1,22,65
101	Collection Charges		
	3,14,37	0	3,14,37

## STATEMENT NO. 12-Contd.

(Figures in italics represent charged expenditure)

Heads	Actuals for 2006-2007		Total
	Non-Plan	Plan	
(In thousand of rupees)			
<b>EXPENDITURE HEADS</b>			
(Revenue Account)-Contd.			
<b>A. GENERAL SERVICES-Contd.</b>			
<b>(b) Fiscal Services-Concl.</b>			
(iii) Collection of Taxes on Commodities and Services-Concl.			
2040	Taxes on Sales, Trade etc-Concl.		
<b>Total-</b>	2040	4,37,02	0
			4,37,02
2041	Taxes on Vehicles-Concl.		
001	Direction and Administration	67,94	14,50
			82,44
101	Collection Charges	1,62,53	0
			1,62,53
800	Other Expenditure	2,17	0
			2,17
<b>Total-</b>	2041	2,32,64	14,50
			2,47,14
2045	Other Taxes and Duties on Commodities and Services		
103	Collection Charges-Electricity Duty	17,15	0
			17,15
<b>Total-</b>	2045	17,15	0
			17,15
<b>Total-</b>	(iii) Collection of Taxes on Commodities and Services	12,59,20	24,49
			12,83,69

## STATEMENT NO. 12-Contd.

(Figures in *italics* represent charged expenditure)

Heads	Actuals for 2006-2007			
	Non-Plan	Plan	Total	
<b>EXPENDITURE HEADS</b>				
(Revenue Account)-Contd.				
<b>A. GENERAL SERVICES-Contd.</b>				
<b>(b) Fiscal Services-Concltd.</b>				
	(iv) Other Fiscal Services-			
2047	Other Fiscal Services-			
103	Promotion of Small Savings	1,99	0	1,99
<b>Total-</b>	2047	1,99	0	1,99
<b>Total-</b>	(iv) Other Fiscal Services	1,99	0	1,99
<b>Total-</b>	(b) Fiscal Services	17,69,21	5,19,88	22,89,09
<b>(c) Interest payment and servicing of Debt-Contd.</b>				
2049	Interest Payment-Concltd.			
01	Interest on Internal Debt-Concltd.			
		<i>1,36,25,81</i>		<i>1,36,25,81</i>
101	Interest on Market Loans	0	0	0
		<i>10,10,55</i>		<i>10,10,55</i>
123	Interest on Spl. Securities issued to NSS Fund of the Central Govt. by State Govt.	0	0	0
		<i>48,22,28</i>		<i>48,22,28</i>
200	Interest on Other Internal Debts	0	0	0
		<i>62,03</i>		<i>62,03</i>
305	Management of Debt	0	0	0
<b>Total</b>	01	<i>1,95,20,67</i>	0	<i>1,95,20,67</i>
03	Interest on Small Savings, Provident			

## STATEMENT NO. 12-Contd.

(Figures in italics represent charged expenditure)

Heads	Actuals for 2006-2007		
	Non-Plan	Plan	Total
(In thousand of rupees)			
<b>EXPENDITURE HEADS</b>			
(Revenue Account)-Contd.			
<b>A. GENERAL SERVICES-Contd.</b>			
<b>(c) Interest payment and servicing of Debt- Concl.</b>			
2049	Interest Payment-Concl.		
	<i>38,08,01</i>		38,08,01
104	Interest on State Provident Funds	0	0
	<i>38,08,01</i>		38,08,01
<b>Total</b>	03	0	38,08,01
04	Interest on Loans and Advances from Central Government-Concl.		
	<i>41,32,29</i>		41,32,29
101	Interest on Loans for State/Union Territory Plan Schemes	0	0
	<i>20,06</i>		20,06
102	Interest on Loans for Central Plan Schemes (NEC)	0	0
	<i>1,88,62</i>		1,88,62
103	Interest on Loans for Centrally Sponsored Plan Schemes	0	0
	<i>2,10,17</i>		2,10,17
104	Interest on Loans for Non-Plan Schemes	0	0
	<i>88,41</i>		88,41
105	Interest on Loans for Special Plan (NEC) Schemes	0	0
	<i>43</i>		43
107	Interest on Pre-1984-85 Loans	0	0
	<i>46,39,98</i>		46,39,98
<b>Total</b>	04	0	46,39,98
<b>Total-</b>	2049	0	2,79,68,66
<b>Total-</b>	(c) Interest payment and Servicing of Debt	0	2,79,68,66

## STATEMENT NO. 12-Contd.

(Figures in *italics* represent charged expenditure)

Heads	Actuals for 2006-2007		
	Non-Plan	Plan	Total
(In thousand of rupees)			
<b>EXPENDITURE HEADS</b>			
(Revenue Account)-Contd.			
<b>A. GENERAL SERVICES-Contd.</b>			
<b>(d) Administrative Services-Contd.</b>			
2051	Public Service Commission-Concl'd.		
	<i>1,42,03</i>		1,42,03
102	State Public Service Commission	0	0
<b>Total-</b>	2051	<i>1,42,03</i>	
		0	0
		0	1,42,03
2052	Secretariat General Services-Concl'd.		
090	Secretariat	34,84,66	0
<b>Total-</b>	2052	34,84,66	0
		0	34,84,66
2053	District Administration-Concl'd.		
093	District Establishments	24,31,69	0
094	Other Establishments	11,78,50	88,50
101	Commissioners Establishment	4,39,39	0
800	Other Expenditure	1,20,16	0
<b>Total-</b>	2053	41,69,74	88,50
			42,58,24

## STATEMENT NO. 12-Contd.

(Figures in italics represent charged expenditure)

Heads	Actuals for 2006-2007		Total	
	Non-Plan	Plan		
(In thousand of rupees)				
<b>EXPENDITURE HEADS</b>				
(Revenue Account)-Contd.				
<b>A. GENERAL SERVICES-Contd.</b>				
<b>(d) Administrative Services-Contd.</b>				
2054	Treasury and Accounts Administration- Concl.			
003	Training	21,58	0	21,58
095	Directorate of Accounts and Treasuries	2,49,20	0	2,49,20
097	Treasury Establishment	5,26,15	0	5,26,15
800	Other Expenditure	32,66	0	32,66
<hr/>				
<b>Total-</b>	2054	8,29,59	0	8,29,59
<hr/>				
2055	Police-Concl.			
001	Direction and Administration	47,87,51	0	47,87,51
003	Education and Training	5,61,98	0	5,61,98
052	Machinery and Equipment	-12,16	0	-12,16
104	Special Police	1,64,11,54	0	1,64,11,54
109	District Police	87,67,04	0	87,67,04
110	Village Police	15,44,99	0	15,44,99
113	Welfare of Police Personal	37,60	1,50,00	1,87,60
114	Wireless and Computers	4,65,76	0	4,65,76

## STATEMENT NO. 12-Contd.

(Figures in *italics* represent charged expenditure)

Heads	Actuals for 2006-2007			
	Non-Plan	Plan	Total	
(In thousand of rupees)				
<b>EXPENDITURE HEADS</b>				
(Revenue Account)-Contd.				
<b>A. GENERAL SERVICES-Contd.</b>				
<b>(d) Administrative Services-Contd.</b>				
2055	Police-Concl'd.			
115	Modernisation of Police Force	7,12,59	0	7,12,59
<b>Total-</b>	2055	3,32,76,85	1,50,00	3,34,26,85
2056	Jails-			
001	Direction and Administration	2,01,48	0	2,01,48
101	Jails	6,65,16	0	6,65,16
102	Jail manufactures	84	0	84
800	Other Expenditure	30	0	30
<b>Total-</b>	2056	8,67,78	0	8,67,78
2058	Stationery and Printing-Concl'd.			
101	Purchase and Supply of Stationery Stores	25,50	0	25,50
103	Government Presses	5,38,50	69,90	6,08,40
104	Cost of Printing by other sources	37,34	50,00	87,34

## STATEMENT NO. 12-Contd.

(Figures in italics represent charged expenditure)

Heads	Actuals for 2006-2007		
	Non-Plan	Plan	Total
(In thousand of rupees)			
<b>EXPENDITURE HEADS</b>			
(Revenue Account)-Contd.			
<b>A. GENERAL SERVICES-Contd.</b>			
<b>(d) Administrative Services-Concl.</b>			
2058	Stationery and Printing-Concl.		
<b>Total-</b>	2058	6,01,34	1,19,90
			7,21,24
2059	Public Works-Concl.		
80	General-Concl.		
001	Direction and Administration	24,39,68	1,20
052	Machinery and Equipment	3,31,27	7,90
053	Maintenance and Repairs	2,00,13	0
<b>Total</b>	80	29,71,08	9,10
			29,80,18
<b>Total-</b>	2059	29,71,08	9,10
			29,80,18
2070	Other Administrative Services-Concl.		
003	Training	1,07,23	87,73
104	Vigilance	1,73,53	0
107	Home Guards	6,50,05	20,00
108	Fire Protection and Control	4,50,44	70,00
115	Guest Houses, Government Hostels etc.	4,87,85	0
800	Other Expenditure	36,37	0
			36,37



## STATEMENT NO. 12-Contd.

(Figures in italics represent charged expenditure)

Heads	Actuals for 2006-2007		
	Non-Plan	Plan	Total
(In thousand of rupees)			
<b>EXPENDITURE HEADS</b>			
(Revenue Account)-Contd.			
<b>A. GENERAL SERVICES-Concl.</b>			
<b>(d) Administrative Services-Concl.</b>			
2070	Other Administrative Services-Concl.		
<b>Total-</b>	2070		
		19,05,47	1,77,73
			20,83,20
<b>Total-</b>	(d) Administrative Services	<b>1,42,03</b>	
		4,81,06,51	5,45,23
			4,87,93,77
<b>(e) Pensions and Miscellaneous General Services-Concl.</b>			
2071	Pensions and Other Retirement benefits-Concl.		
01	Civil-Concl.		
101	Superannuation and Retirement Allowances	80,22,19	0
			80,22,19
102	Commuted Value of Pensions	39,80,15	0
			39,80,15
104	Gratuities	31,48,22	0
			31,48,22
105	Family pension	50,23,40	0
			50,23,40 (a)
<b>Total</b>	01		
		2,01,73,96	0
			2,01,73,96
<b>Total-</b>	2071		
		2,01,73,96	0
			2,01,73,96
2075	Miscellaneous General Services-Concl.		
103	State Lotteries	87,43	0
		56,61	
			87,43
800	Other Expenditure	0	0
			56,61
			0

(a) The exact number of Pensioners/Family Pensioners is not workable, since the pension claims received from other State do not exhibit the name and numbers of the Pensioners/Family Pensioners other than the amount paid by them to Nagaland Pensioners/Family Pensioners.

(b) However, 9,978 Pensioners and 7,904 Family Pensioners have drawn their monthly pension from this State Treasuries/Banks as on March 2007

## STATEMENT NO. 12-Contd.

(Figures in italics represent charged expenditure)

Heads	Actuals for 2006-2007		
	Non-Plan	Plan	Total
(In thousand of rupees)			
<b>EXPENDITURE HEADS</b>			
(Revenue Account)-Contd.			
<b>A. GENERAL SERVICES-Concl.</b>			
<b>(e) Pensions and Miscellaneous General Services-Concl.</b>			
2075	Miscellaneous General Services		
<b>Total-</b>	<i>56,61</i>		
2075	87,43	0	1,44,04
<b>Total-</b>	<i>56,61</i>		
(e) Pensions and Miscellaneous General Services	2,02,61,39	0	2,03,18,00
<b>Total-</b>	<i>2,86,13,38</i>		
A. GENERAL SERVICES	7,23,03,07	11,15,11	10,20,31,56
<b>B. SOCIAL SERVICES-Concl.</b>			
<b>(a) Education, Sports, Art and Culture-Concl.</b>			
2202	General Education-Concl.		
01	Elementary Education-Concl.		
101	1,59,74,80	9,30,70	1,69,05,50
102	35,13	40,00	75,13
105	0	35,00	35,00
107	0	17,00	17,00
800	0	25,73,02	25,73,02
<b>Total</b>			
01	1,60,09,93	35,95,72	1,96,05,65
02	Secondary Education-Concl.		

## STATEMENT NO. 12-Contd.

(Figures in *italics* represent charged expenditure)

Heads	Actuals for 2006-2007			
	Non-Plan	Plan	Total	
(In thousand of rupees)				
<b>EXPENDITURE HEADS</b>				
(Revenue Account)-Contd.				
<b>B. SOCIAL SERVICES-Contd.</b>				
<b>(a) Education, Sports, Art and Culture-Contd.</b>				
2202	General Education-Concl'd.			
001	Direction and Administration	6,64,48	1,24,00	7,88,48
004	Research and Training	1,71,13	9,22,90	10,94,03
101	Inspection	15,99,66	64,58	16,64,24
106	Text Books	1,92,98	0	1,92,98
107	Scholarships	33,00	7,00	40,00
109	Government Secondary Schools	39,35,66	1,35,30	40,70,96
110	Assistance to Non-Govt. Secondary Schools	0	30,00	30,00
800	Other Expenditure	3,28,18	2,00	3,30,18
<b>Total</b>	02	69,25,09	12,85,78	82,10,87
03	University and Higher Education-Concl'd.			
001	Direction and Administration	1,23,48	97,49	2,20,97
103	Government Colleges and Institutes	8,78,13	7,29,08	16,07,21
104	Assistance to Non-Govt. Colleges and Institution	65,00	85,00	1,50,00
107	Scholarships	1,89,72	0	1,89,72
<b>Total</b>	03	12,56,33	9,11,57	21,67,90

## STATEMENT NO. 12-Contd.

(Figures in italics represent charged expenditure)

Heads	Actuals for 2006-2007			
	Non-Plan	Plan	Total	
(In thousand of rupees)				
<b>EXPENDITURE HEADS</b>				
(Revenue Account)-Contd.				
<b>B. SOCIAL SERVICES-Contd.</b>				
<b>(a) Education, Sports, Art and Culture-Concl.</b>				
2202	General Education-Concl.			
04	Adult Education			
103	Rural Functional Literacy Programmes	59,63	0	59,63
<b>Total</b>	04	59,63	0	59,63
05	Language Development			
102	Promotion of Modern Indian Languages and Literature	8,34,53	0	8,34,53
<b>Total</b>	05	8,34,53	0	8,34,53
<b>Total-</b>	2202	2,50,85,51	57,93,07	3,08,78,58
2203	Technical Education-Concl.			
001	Direction and Administration	1,55	13,67	15,22
105	Ploytechnics	71,24	4,80,50	5,51,74
107	Scholarships	45,98	7,97	53,95
800	Other expenditure	4,63	27,88	32,51
<b>Total-</b>	2203	1,23,40	5,30,02	6,53,42

## STATEMENT NO. 12-Contd.

(Figures in italics represent charged expenditure)

Heads	Actuals for 2006-2007			Total
	Non-Plan	Plan		
(In thousand of rupees)				
<b>EXPENDITURE HEADS</b>				
(Revenue Account)-Contd.				
<b>B. SOCIAL SERVICES-Contd.</b>				
<b>(a) Education, Sports, Art and Culture-Concl.</b>				
2204	Sports and Youth Services			
001	Direction and Administration	2,99,21	1,31,42	4,30,63
102	Youth Welfare Programmes for Students	1,69,95	1,49,03	3,18,98
104	Sports and Games	37,66	2,70,09	3,07,75
800	Other Expenditure	0	1,15,97	1,15,97
<b>Total-</b>	2204	5,06,82	6,66,51	11,73,33
2205	Art and Culture-Concl.			
001	Direction and Administration	2,53,95	64,12	3,18,07
101	Fine Arts Education	3,26	4,92	8,18
102	Promotion of Arts and Culture	30,84	2,33,08	2,63,92
103	Archaeology	1,92	1,50	3,42
104	Archives	15,89	1,49	17,38
105	Public Libraries	7,47	20,98	28,45
107	Museums	18,31	6,00	24,31
800	Other expenditure	0	1,25,00	1,25,00

## STATEMENT NO. 12-Contd.

(Figures in *italics* represent charged expenditure)

Heads	Actuals for 2006-2007			
	Non-Plan	Plan	Total	
(In thousand of rupees)				
<b>EXPENDITURE HEADS</b>				
(Revenue Account)-Contd.				
<b>B. SOCIAL SERVICES-Contd.</b>				
<b>(a) Education, Sports, Art and Culture</b>				
2205	Art and Culture			
<b>Total-</b>	2205	3,31,64	4,57,09	7,88,73.
<b>Total-</b>	(a) Education, Sports, Art and Culture	2,60,47,37	74,46,69	3,34,94,06
<b>(b) Health and Family Welfare-Concl'd.</b>				
2210	Medical and Public Health-Concl'd.			
01	Urban Health Services-Allopathy			
001	Direction and Administration	24,20,77	27,56	24,48,33
104	Medical Store Depots	23,85	59,93	83,78
109	School Health Scheme	34,33	3,46	37,79
110	Hospital and Dispensaries	21,34,98	1,91,79	23,26,77
200	Other Health Scheme	3,27	17,31	20,58
<b>Total</b>	01	46,17,20	3,00,05	49,17,25
02	Urban Health Services- Other systems of medicines-Concl'd.			
102	Homeopathy	12,42	6,16	18,58
<b>Total</b>	02	12,42	6,16	18,58
03	Rural Health Services-Allopathy-Concl'd.			

## STATEMENT NO. 12-Contd.

(Figures in italics represent charged expenditure)

Heads	Actuals for 2006-2007			
	Non-Plan	Plan	Total	
(In thousand of rupees)				
<b>EXPENDITURE HEADS</b>				
(Revenue Account)-Contd.				
<b>B. SOCIAL SERVICES-Contd.</b>				
<b>(b) Health and Family Welfare-Concl.</b>				
2210	Medical and Public Health-Concl.			
101	Health Sub-centres	5,15,67	0	5,15,67
102	Subsidiary Health Centres	2,99,38	22,96	3,22,34
103	Primary Health Centres	7,81,01	1,62,15	9,43,16
110	Hospitals and Dispensaries	18,32,95	6,02,52	24,35,47
<b>Total</b>	03	34,29,01	7,87,63	42,16,64
05	Medical Education, Training and Research			
105	Allopathy	68,51	20,00	88,51
<b>Total</b>	05	68,51	20,00	88,51
06	Public Health			
003	Training	0	4,00	4,00
101	Prevention and Control of Diseases	9,86,60	2,27,06	12,13,66
104	Drug control	9,13	14,16	23,29
107	Public Health Laboratories	56,68	3,46	60,14
<b>Total</b>	06	10,52,41	2,48,68	13,01,09
<b>Total-</b>	2210	91,79,55	13,62,52	1,05,42,07

## STATEMENT NO. 12-Contd.

(Figures in italics represent charged expenditure)

Heads	Actuals for 2006-2007		Total	
	Non-Plan	Plan		
(In thousand of rupees)				
<b>EXPENDITURE HEADS</b>				
(Revenue Account)-Contd.				
<b>B. SOCIAL SERVICES-Contd.</b>				
<b>(b) Health and Family Welfare</b>				
2211	Family Welfare			
001	Direction and Administration	50,35	1,08,71	1,59,06
003	Training	0	5,35	5,35
101	Rural Family Welfare Services	3,70,40	4,79,74	8,50,14
103	Maternity and Child Health	15,39	68,95	84,34
<hr/>				
<b>Total-</b>	2211	4,36,14	6,62,75	10,98,89
<hr/>				
<b>Total-</b>	(b) Health and Family Welfare	96,15,69	20,25,27	1,16,40,96
<hr/>				
<b>(c) Water Supply, Sanitation, Housing and Urban Development-Concl.</b>				
2215	Water Supply and Sanitation-Concl.			
01	Water Supply Sanitation-Concl.			
001	Direction and Administration	19,31,34	72,36	20,03,70
005	Survey and Investigation	0	34,73	34,73
052	Machinery and Equipment	10,84	0	10,84
101	Urban water supply programmes	1,04,11	0	1,04,11
102	Rural water supply programmes	46,77	0	46,77
799	Suspence	3,99,92	0	3,99,92



## STATEMENT NO. 12-Contd.

(Figures in *italics* represent charged expenditure)

Heads	Actuals for 2006-2007			
	Non-Plan	Plan	Total	
	(In thousand of rupees)			
<b>EXPENDITURE HEADS</b>				
(Revenue Account)-Contd.				
<b>B. SOCIAL SERVICES-Contd.</b>				
<b>(c) Water Supply, Sanitation, Housing and Urban Development-Concl.</b>				
2215	Water Supply and Sanitation			
800	Other expenditure	0	1,19,07	1,19,07
<b>Total</b>	01	24,92,98	2,26,16	27,19,14
<b>Total-</b>	2215	24,92,98	2,26,16	27,19,14
2216	Housing-Concl.			
03	Rural Housing			
800	Other expenditure	0	2,00,00	2,00,00
<b>Total</b>	03	0	2,00,00	2,00,00
05	General Pool Accomodation			
800	Other Expenditure	2,55,00	0	2,55,00
<b>Total</b>	05	2,55,00	0	2,55,00
<b>Total-</b>	2216	2,55,00	2,00,00	4,55,00
2217	Urban Development-Concl.			
80	General-Concl.			
001	Direction and Administration	2,06,85	73,50	2,80,35
191	Assistance to Local Bodies, Corporations, Urban Development	1,47,87	0	1,47,87

## STATEMENT NO. 12-Contd.

(Figures in italics represent charged expenditure)

Heads	Actuals for 2006-2007			
	Non-Plan	Plan	Total	
(In thousand of rupees)				
<b>EXPENDITURE HEADS</b>				
(Revenue Account)-Contd.				
<b>B. SOCIAL SERVICES-Contd.</b>				
<b>(c) Water Supply, Sanitation, Housing and Urban Development</b>				
2217	Urban Development			
	Authorities, Town Improvement Boards etc.			
800	Other expenditure	-4,27,45	12,55	-4,14,90
<b>Total</b>	80	-72,73	86,05	13,32
<b>Total-</b>	2217	-72,73	86,05	13,32
<b>Total-</b>	(c) Water Supply, Sanitation, Housing and Urban	26,75,25	5,12,21	31,87,46
<b>(d) Information and Broadcasting-Concltd.</b>				
2220	Information and Publicity-Concltd.			
60	Others			
001	Direction and Administration	4,07,22	34,96	4,42,18
003	Research and Training in Mass Communication	22	0	22
101	Advertising and visual Publicity	1,00,88	1,48,28	2,49,16
102	Information Centres	1,76,44	10,00	1,86,44
103	Press Information Services	2,69	25,00	27,69
106	Field Publicity	74,27	0	74,27
109	Photo Services	2,05	5,00	7,05

## STATEMENT NO. 12-Contd.

(Figures in italics represent charged expenditure)

Heads	Actuals for 2006-2007		
	Non-Plan	Plan	Total
(In thousand of rupees)			
<b>EXPENDITURE HEADS</b>			
(Revenue Account)-Contd.			
<b>B. SOCIAL SERVICES-Contd.</b>			
<b>(d) Information and Broadcasting</b>			
2220	Information and Publicity		
Total	60		
	7,63,77	2,23,24	9,87,01
Total-	2220		
	7,63,77	2,23,24	9,87,01
Total-	(d) Information and Broadcasting		
	7,63,77	2,23,24	9,87,01
<b>(e) Welfare of Schedule Castes, Schedule Tribes and Other Backward Classes</b>			
2225	Welfare of Sceduled Castes, Sceduled Tribes and Other Backward Classes		
02	Welfare of Scheduled Tribes		
277	Education		
Total	02		
	0	14,77,96	14,77,96
Total-	2225		
	0	14,77,96	14,77,96
Total-	(e) Welfare of Schedule Castes, Schedule Tribes and Other Backward Classes		
	0	14,77,96	14,77,96
<b>(f) Labour and Labour Welfare-Concl.</b>			
2230	Labour and Employment-Concl.		
01	Labour-Concl.		
001	Direction and Administration		
	1,60,45	29,50	1,89,95
101	Industrial Relations		
	9,41	5,00	14,41

## STATEMENT NO. 12-Contd.

(Figures in italics represent charged expenditure)

Heads	Actuals for 2006-2007			
	Non-Plan	Plan	Total	
(In thousand of rupees)				
<b>EXPENDITURE HEADS</b>				
(Revenue Account)-Contd.				
<b>B. SOCIAL SERVICES-Contd.</b>				
<b>(f) Labour and Labour Welfare-Concl.</b>				
2230	Labour and Employment-Concl.			
102	Working Conditions and safety	0	70	70
103	General Labour Welfare	21,10	4,00	25,10
800	Other expenditure	4,12	80	4,92
<b>Total</b>	01	1,95,08	40,00	2,35,08
02	Employment			
001	Direction and Administration	78,36	0	78,36
101	Employment Services	1,20,37	28,97	1,49,34
800	Other expenditure	21,47	0	21,47
<b>Total</b>	02	2,20,20	28,97	2,49,17
03	Training			
001	Direction and Administration	20,18	0	20,18
003	Training of Craftsmen & Supervisors	1,72,02	77,94	2,49,96
800	Other expenditure	8,46	2,17,98	2,26,44
<b>Total</b>	03	2,00,66	2,95,92	4,96,58
<b>Total-</b>	2230	6,15,94	3,64,89	9,80,83

## STATEMENT NO. 12-Contd.

(Figures in *italics* represent charged expenditure)

Heads	Actuals for 2006-2007		
	Non-Plan	Plan	Total
(In thousand of rupees)			
<b>EXPENDITURE HEADS</b>			
(Revenue Account)-Contd.			
<b>B. SOCIAL SERVICES-Concl.</b>			
(f) Labour and Labour Welfare			
Total- (f) Labour and Labour Welfare	6,15,94	3,64,89	9,80,83
(g) Social Welfare and Nutrition-Concl.			
2235 Social Security and Welfare			
02 Social Welfare			
001 Direction and Administration	5,08,58	0	5,08,58
101 Welfare of handicapped	3,90	15,00	18,90
102 Child Welfare	25,96	16,33,99	16,59,95
103 Women's Welfare	2,50,76	59,80	3,10,56
104 Welfare of aged, infirm and destitute	1,47,12	4,73,00	6,20,12
107 Assistance to Voluntary Organisations	34,00	1,20,00	1,54,00
109 Pre-Vocational Training	0	60,00	60,00
800 Other expenditure	0	30,20	30,20
Total 02	9,70,32	23,91,99	33,62,31
60 Other Social Security and Welfare programmes			
200 Other Programmes	1,61,84	0	1,61,84
Total 60	1,61,84	0	1,61,84
Total- 2235	11,32,16	23,91,99	35,24,15

## STATEMENT NO. 12-Contd.

(Figures in *italics* represent charged expenditure)

Heads	Actuals for 2006-2007		
	Non-Plan	Plan	Total
(In thousand of rupees)			
<b>EXPENDITURE HEADS</b>			
(Revenue Account)-Contd.			
<b>B. SOCIAL SERVICES-Concl.</b>			
<b>(g) Social Welfare and Nutrition</b>			
2236	Nutrition		
02	Distribution of Nutritions and Beverages		
101	Special Nutrition programme	15,10	21,48,71
	<b>Total</b> 02	15,10	21,48,71
80	General		
800	Other expenditure	0	3,67,63
	<b>Total</b> 80	0	3,67,63
	<b>Total-</b> 2236	15,10	25,16,34
2245	Relief on Account of Natural Calamities		
02	Flood, Cyclone, etc.		
101	Gratuitous Relief	4,53,00	0
	<b>Total</b> 02	4,53,00	0
05	Calamity Relief Fund		
101	Transfer to Reserve Funds and Deposit Accounts-Calamity Relief Fund	5,64,25	0
901	Deduct -Amount met from Calamity Relief Fund	-4,53,00	0

## STATEMENT NO. 12-Contd.

(Figures in *italics* represent charged expenditure)

Heads	Actuals for 2006-2007		
	Non-Plan	Plan	Total
(In thousand of rupees)			
<b>EXPENDITURE HEADS</b>			
(Revenue Account - Contd.)			
<b>B. SOCIAL SERVICES</b>			
<b>(g) Social Welfare and Nutrition</b>			
2245	Relief on Account of Natural Calamities		
<b>Total</b>	05	1,11,25	0
			1,11,25
<b>Total-</b>	2245	5,64,25	0
			5,64,25
<b>Total-</b>	(g) Social Welfare and Nutrition	17,11,51	49,08,33
			66,19,84
<b>(h) Others</b>			
2251	Secretariat Social Services		
090	Secretariat	4,96,26	25
			4,96,51
<b>Total-</b>	2251	4,96,26	25
			4,96,51
<b>Total-</b>	(h) Others	4,96,26	25
			4,96,51
<b>Total-</b>	<b>B. SOCIAL SERVICES</b>	4,19,25,79	1,69,58,84
			5,88,84,63
<b>C. ECONOMIC SERVICES-Contd.</b>			
<b>(a) Agriculture and Allied Activities-Contd.</b>			
2401	Crop Husbandry-Concltd.		
001	Direction and Administration	15,85,02	59,81
			16,44,83
103	Seeds	84,54	7,08,91
			7,93,45

## STATEMENT NO. 12-Contd.

(Figures in italics represent charged expenditure)

Heads	Actuals for 2006-2007		Total	
	Non-Plan	Plan		
	(In thousand of rupees)			
<b>EXPENDITURE HEADS</b>				
(Revenue Account)-Contd.				
<b>C. ECONOMIC SERVICES-Contd.</b>				
<b>(a) Agriculture and Allied Activities-Contd.</b>				
2401	Crop Husbandry			
104	Agricultural Farms	10,88	1,52,70	1,63,58
105	Manure and Fertilisers	8,71	54,99	63,70
107	Plant Protection	38,27	57,00	95,27
108	Commercial Crops	99,04	2,97,55	3,96,59
109	Extension and Training	53,41	1,52,10	2,05,51
111	Agricultural Economics and Statistics	15,38	52,40	67,78
113	Agricultural Engineering	1,02,31	0	1,02,31
119	Horticulture and Vegetable Crops	3,13,43	1,32,10	4,45,53
800	Other Expenditure	99,12	11,12,43	12,11,55
	<b>Total-</b>			
	2401	24,10,11	27,79,99	51,90,10
2402	Soil and Water Conservation			
001	Direction and Administration	4,88,91	0	4,88,91
101	Soil Survey and Testing	1,10,12	99,00	2,09,12
102	Soil Conservation	4,31,11	10,77,00	15,08,11
103	Land-reclamation and Development	9,04	10,19,71	10,28,75



## STATEMENT NO. 12-Contd.

(Figures in italics represent charged expenditure)

Heads	Actuals for 2006-2007		
	Non-Plan	Plan	Total
(In thousand of rupees)			
<b>EXPENDITURE HEADS</b>			
(Revenue Account)-Contd.			
<b>C. ECONOMIC SERVICES-Contd.</b>			
<b>(a) Agriculture and Allied Activities-Contd.</b>			
2402	Soil and Water Conservation		
<b>Total-</b>	2402		
		10,39,18	21,95,71
			32,34,89
2403	Animal Husbandry		
001	Direction and Administration		
	8,35,93	2,38,00	10,73,93
101	Veterinary Services and Animal Health		
	5,41,07	4,49,32	9,90,39
102	Cattle and Buffalo Development		
	3,26,47	62,00	3,88,47
103	Poultry Development		
	1,01,09	1,86,00	2,87,09
104	Sheep and Wool Development		
	5,46	9,94	15,40
105	Piggery Development		
	88,39	42,00	1,30,39
106	Other Live stock Development		
	2,16	9,99	12,15
107	Fodder and Feed Development		
	37,32	2,10,00	2,47,32
113	Administrative Investigation and Statistics		
	0	12,05	12,05
800	Other expenditure		
	1,61	1,80,00	1,81,61
<b>Total-</b>	2403		
		19,39,50	13,99,30
			33,38,80

## STATEMENT NO. 12-Contd.

(Figures in italics represent charged expenditure)

Heads	Actuals for 2006-2007			
	Non-Plan	Plan	Total	
	(In thousand of rupees)			
<b>EXPENDITURE HEADS</b>				
(Revenue Account)-Contd.				
<b>C. ECONOMIC SERVICES-Contd.</b>				
<b>(a) Agriculture and Allied Activities-Contd.</b>				
2404	Dairy Development			
102	Dairy Development Projects	40,10	1,83,60	2,23,70
<b>Total-</b>	2404	40,10	1,83,60	2,23,70
2405	Fisheries			
001	Direction and Administration	4,21,30	17,00	4,38,30
101	Inland fisheries	38,51	2,39,00	2,77,51
109	Extension and Training	2,05	1,21,56	1,23,61
<b>Total-</b>	2405	4,61,86	3,77,56	8,39,42
2406	Forestry and Wild Life-Concltd.			
01	Forestry			
001	Direction and Administration	16,64,40	26,00	16,90,40
005	Survey of Forest Resources	0	5,00	5,00
070	Communications and Buildings	35,00	0	35,00
101	Forest Conservation, Development and Regeneration	0	5,05,00	5,05,00

## STATEMENT NO. 12-Contd.

(Figures in italics represent charged expenditure)

Heads	Actuals for 2006-2007			
	Non-Plan	Plan	Total	
(In thousand of rupees)				
<b>EXPENDITURE HEADS</b>				
(Revenue Account)-Contd.				
<b>C. ECONOMIC SERVICES-Contd.</b>				
<b>(a) Agriculture and Allied Activities-Concl.</b>				
2406	Forestry and Wild Life			
102	Social and Farm Forestry	0	2,37,00	2,37,00
800	Other expenditure	21,80	7,34,90	7,56,70
<b>Total</b>	01	17,21,20	15,07,90	32,29,10
02	Environmental Forestry and Wild Life			
110	Wild Life Preservation	0	82,11	82,11
111	Zoological Park	0	13,70	13,70
112	Public Garden	0	4,00	4,00
800	Other expenditure	0	3,00	3,00
<b>Total</b>	02	0	1,02,81	1,02,81
<b>Total-</b>	2406	17,21,20	16,10,71	33,31,91
2408	Food Storage and Warehousing			
01	Food			
001	Direction and Administration	5,88,03	15,50	6,03,53
101	Procurement and Supply	0	92,98	92,98
<b>Total</b>	01	5,88,03	1,08,48	6,96,51

## STATEMENT NO. 12-Contd.

(Figures in *italics* represent charged expenditure)

Heads	Actuals for 2006-2007		
	Non-Plan	Plan	Total
(In thousand of rupees)			
<b>EXPENDITURE HEADS</b>			
(Revenue Account)-Contd.			
<b>C. ECONOMIC SERVICES-Contd.</b>			
<b>(a) Agriculture and Allied Activities-Concl.</b>			
2408	Food Storage and Warehousing		
<b>Total- 2408</b>	5,88,03	1,08,48	6,96,51
2415	Agricultural Research and Education		
01	Crop Husbandry		
004	1,59,49	82,00	2,41,49
277	69,77	65,00	1,34,77
<b>Total 01</b>	2,29,26	1,47,00	3,76,26
02	Soil and Water Conservation		
004	17,52	0	17,52
277	12,62	8,00	20,62
<b>Total 02</b>	30,14	8,00	38,14
03	Animal Husbandry		
277	75,61	3,00	78,61
<b>Total 03</b>	75,61	3,00	78,61
06	Forestry		
004	0	3,00	3,00
277	42,48	3,90	46,38
800	0	12,00	12,00

## STATEMENT NO. 12-Contd.

(Figures in *italics* represent charged expenditure)

Heads	Actuals for 2006-2007		
	Non-Plan	Plan	Total
(In thousand of rupees)			
<b>EXPENDITURE HEADS</b>			
(Revenue Account)-Contd.			
<b>C. ECONOMIC SERVICES-Contd.</b>			
<b>(a) Agriculture and Allied Activities</b>			
2415	Agricultural Research and Education		
<b>Total</b>	06		
		42,48	18,90
			61,38
<b>Total-</b>	2415		
		3,77,49	1,76,90
			5,54,39
2425	Co-operation		
001	Direction and Administration		
		4,43,80	33,00
			4,76,80
003	Training		
		19,68	2,03,00
			2,22,68
101	Audit of Co-operatives		
		4,74	0
			4,74
107	Assistance to Credit Co-operatives		
		0	6,00
			6,00
108	Assistance to other Co-operatives		
		0	1,32,54
			1,32,54
<b>Total-</b>	2425		
		4,68,22	3,74,54
			8,42,76
<b>Total-</b>	(a) Agriculture and Allied Activities		
		90,45,69	92,06,79
			1,82,52,48
<b>(b) Rural Development-Concl.</b>			
2501	Special Programmes for Rural Development		
04	Integrated Rural Energy Planning Programme(50:50)		
105	Project Implementation		
		0	52,00
			52,00

## STATEMENT NO. 12-Contd.

(Figures in italics represent charged expenditure)

Heads	Actuals for 2006-2007		
	Non-Plan	Plan	Total
(In thousand of rupees)			
<b>EXPENDITURE HEADS</b>			
(Revenue Account)-Contd.			
<b>C. ECONOMIC SERVICES-Contd.</b>			
<b>(b) Rural Development</b>			
2501	Special Programmes for Rural Development		
<b>Total</b>	04	0	52,00
			52,00
05	Waste land Development		
101	National Waste Land Development Programme	1,31,52	16,18,60
			17,50,12
<b>Total</b>	05	1,31,52	16,18,60
			17,50,12
06	Self employment programme		
101	SGSY (75:25)	0	80,00
			80,00
<b>Total</b>	06	0	80,00
			80,00
<b>Total-</b>	2501	1,31,52	17,50,60
			18,82,12
2505	Rural Employment		
01	National Programmes		
702	SGRY (JGSY)(75:25)	0	1,44,00
			1,44,00
<b>Total</b>	01	0	1,44,00
			1,44,00
60	Other Programmes		
701	Employment Assurance Scheme (SGRY) (75:25)	0	1,60,00
			1,60,00

## STATEMENT NO. 12-Contd.

(Figures in italics represent charged expenditure)

Heads	Actuals for 2006-2007		
	Non-Plan	Plan	Total
(In thousand of rupees)			
<b>EXPENDITURE HEADS</b>			
(Revenue Account)-Contd.			
<b>C. ECONOMIC SERVICES-Contd.</b>			
<b>(b) Rural Development</b>			
2505	Rural Employment		
	<b>Total</b>	60	
		0	1,60,00
			1,60,00
	<b>Total-</b>	2505	
		0	3,04,00
			3,04,00
2515	Other Rural Development Programmes		
003	Training	67,93	2,02,78
			2,70,71
101	Panchayati Raj	8,07,62	0
			8,07,62
102	Community Development	5,39,57	5,35,99
			10,75,56
800	Other expenditure	0	26,49,00
			26,49,00
	<b>Total-</b>	2515	
		14,15,12	33,87,77
			48,02,89
	<b>Total- (b)</b>	Rural Development	
		15,46,64	54,42,37
			69,89,01
<b>(c) Special Areas Programmes-Concl.</b>			
2552	North Eastern Areas-Concl.		
01	Crop Husbandary		
103	Seeds	0	22,61
			22,61
108	Commercial Crop	7,58	0
			7,58
119	Horticulture and Vegetable Crops	22,53	2,28,18
			2,50,71

## STATEMENT NO. 12-Contd.

(Figures in italics represent charged expenditure)

Heads	Actuals for 2006-2007			
	Non-Plan	Plan	Total	
(In thousand of rupees)				
<b>EXPENDITURE HEADS</b>				
(Revenue Account)-Contd.				
<b>C. ECONOMIC SERVICES-Contd.</b>				
<b>(c) Special Areas Programmes</b>				
2552	North Eastern Areas			
800	Other Expenditure	0	30,00	30,00
<b>Total</b>	01	30,11	2,80,79	3,10,90
02	Soil and Water Conservation			
101	Soil Survey and Testing	40,27	1,64,80	2,05,07
102	Soil Conservation	4,82	0	4,82
<b>Total</b>	02	45,09	1,64,80	2,09,89
03	Animal Husbandary			
102	Cattle and Buffalo Development	34,34	0	34,34
103	Regional Broiler Chick Production Farm	2,69	0	2,69
<b>Total</b>	03	37,03	0	37,03
05	Fisheries			
101	Inland Fisheries	9,36	99,64	1,09,00
<b>Total</b>	05	9,36	99,64	1,09,00
27	Planning Machinery			
101	Contribution to Central Resources Pool for Development of North	0	4,00,60	4,00,60



## STATEMENT NO. 12-Contd.

(Figures in *italics* represent charged expenditure)

Heads	Actuals for 2006-2007		
	Non-Plan	Plan	Total
(In thousand of rupees)			
<b>EXPENDITURE HEADS</b>			
(Revenue Account)-Contd.			
<b>C. ECONOMIC SERVICES-Contd.</b>			
<b>(c) Special Areas Programmes</b>			
2552	North Eastern Areas		
	Eastern Region		
<b>Total</b>	27		
	0	4,00,60	4,00,60
32	Higher & Technical Education		
277	Education		
<b>Total</b>	32		
	0	8,81	8,81
	0	8,81	8,81
<b>Total-</b>	2552		
	1,21,59	9,54,64	10,76,23
2575	Other Special Areas Programmes		
03	Tribal Areas		
001	Direction And Administration		
	82,04	5,26,92	6,08,96
800	Other Expenditure		
<b>Total</b>	03		
	82,04	12,90,74	13,72,78
<b>Total-</b>	2575		
	82,04	12,90,74	13,72,78
<b>Total-</b>	(c) Special Areas Programmes		
	2,03,63	22,45,38	24,49,01
<b>(d) Irrigation and Flood Control</b>			
2702	Minor Irrigation		
01	Surface Water		

## STATEMENT NO. 12-Contd.

(Figures in italics represent charged expenditure)

Heads	Actuals for 2006-2007			
	Non-Plan	Plan	Total	
	(In thousand of rupees)			
<b>EXPENDITURE HEADS</b>				
(Revenue Account)-Contd.				
<b>C. ECONOMIC SERVICES-Contd.</b>				
<b>(d) Irrigation and Flood Control</b>				
2702	Minor Irrigation			
102	Lift Irrigation Schemes	0	5,28	5,28
	<b>Total</b> 01	0	5,28	5,28
02	Ground Water			
005	Investigation	51,16	0	51,16
800	Other expenditure	0	2,84	2,84
	<b>Total</b> 02	51,16	2,84	54,00
80	General			
001	Direction and Administration	4,42,84	5,00	4,47,84
800	Other expenditure	2,18,44	26,03,92	28,22,36
	<b>Total</b> 80	6,61,28	26,08,92	32,70,20
	<b>Total-</b> 2702	7,12,44	26,17,04	33,29,48
	<b>Total-</b> (d) Irrigation and Flood Control	7,12,44	26,17,04	33,29,48
<b>(e) Energy</b>				
2801	Power			
01	Hydel Generation			
001	Direction and Administration	3,27,01	0	3,27,01

## STATEMENT NO. 12-Contd.

(Figures in *italics* represent charged expenditure)

Heads	Actuals for 2006-2007		
	Non-Plan	Plan	Total
(In thousand of rupees)			
<b>EXPENDITURE HEADS</b>			
(Revenue Account)-Contd.			
<b>C. ECONOMIC SERVICES-Contd.</b>			
<b>(e) Energy</b>			
2801	Power		
800	Other Expenditure	7,72,00	0
<b>Total</b>	<b>01</b>		
		10,99,01	0
02	Thermal Power Generation		
101	Purchase of Power	78,17,49	0
<b>Total</b>	<b>02</b>		
		78,17,49	0
04	Diesel/Gas Power Generation		
800	Other Expenditure	13,00	0
<b>Total</b>	<b>04</b>		
		13,00	0
05	Transmission and Distribution		
001	Direction and Administration	21,87,45	0
052	Machinery and Equipment	-21,76	0
800	Other expenditure	2,23,10	0
<b>Total</b>	<b>05</b>		
		23,88,79	0
<b>Total-</b>	<b>2801</b>		
		1,13,18,29	0
2810	Non-Conventional Sources of Energy		
01	Bio-energy		

## STATEMENT NO. 12-Contd.

(Figures in *italics* represent charged expenditure)

Heads	Actuals for 2006-2007			
	Non-Plan	Plan	Total	
	(In thousand of rupees)			
<b>EXPENDITURE HEADS</b>				
(Revenue Account)-Contd.				
<b>C. ECONOMIC SERVICES-Contd.</b>				
<b>(e) Energy</b>				
2810	Non-Conventional Sources of Energy			
001	Direction and Administration (IREP-NPBD)	0	38,00	38,00
<b>Total</b>	01	0	38,00	38,00
02	Solar			
800	Other expenditure	0	12,00	12,00
<b>Total</b>	02	0	12,00	12,00
<b>Total-</b>	2810	0	50,00	50,00
<b>Total-</b>	(e) Energy	1,13,18,29	50,00	1,13,68,29
<b>(f) Industry and Minerals</b>				
2851	Village and Small Industries			
001	Direction and Administration	3,65,89	2,96,17	6,62,06
101	Industrial Estates	24,73	0	24,73
102	Small Scale Industries	20,61	1,16,73	1,37,34
103	Handloom Industries	45,75	13,48,56	13,94,31
104	Handicraft Industries	23,62	15,00	38,62
107	Sericulture Industries	2,75,04	0	2,75,04

## STATEMENT NO. 12-Contd.

(Figures in *italics* represent charged expenditure)

Heads	Actuals for 2006-2007		
	Non-Plan	Plan	Total
(In thousand of rupees)			
<b>EXPENDITURE HEADS</b>			
(Revenue Account)-Contd.			
<b>C. ECONOMIC SERVICES-Concl.</b>			
<b>(f) Industry and Minerals</b>			
2851	Village and Small Industries		
200	Other Village Industries	99,21	40,45
800	Other Expenditure	3,93,62	6,12,78
<b>Total-</b>	2851	12,48,47	24,29,69
2853	Non-ferrous Mining and Metallurgical Industries		36,78,16
02	Regulation and Development of Mines		
001	Direction and Administration	1,43,23	15,89
101	Survey and Mapping	1,67,65	33,22
102	Mineral Exploration	2,35,33	31,25
800	Other expenditure	0	14,18
<b>Total</b>	02	5,46,21	94,54
<b>Total-</b>	2853	5,46,21	94,54
<b>Total-</b>	(f) Industry and Minerals	17,94,68	25,24,23
<b>(g) Transport</b>			
3054	Roads and Bridges		
03	State Highways		

## STATEMENT NO. 12-Contd.

(Figures in *italics* represent charged expenditure)

Heads	Actuals for 2006-2007		
	Non-Plan	Plan	Total
(In thousand of rupees)			
<b>EXPENDITURE HEADS</b>			
(Revenue Account)-Concl'd.			
<b>C. ECONOMIC SERVICES-Concl'd.</b>			
<b>(g) Transport</b>			
3054	Roads and Bridges		
103	Maintenance and Repairs	11,52,74	0
	<b>Total</b> 03	11,52,74	0
04	District and Other Roads		
105	Maintenance and Repairs	24,36	0
	<b>Total</b> 04	24,36	0
80	General		
001	Direction and Administration	45,29,17	0
052	Machinery and Equipment	-86,28	0
799	Suspense	10,81	0
	<b>Total</b> 80	44,53,70	0
	<b>Total-</b> 3054	56,30,80	0
3055	Road Transport		
001	Direction and Administration	3,00,09	0
800	Other Expenditure	16,38,17	35,00

## STATEMENT NO. 12-Contd.

(Figures in italics represent charged expenditure)

Heads		Actuals for 2006-2007		
		Non-Plan	Plan	Total
				(In thousand of rupees)
<b>EXPENDITURE HEADS</b>				
(Capital Account)-Contd.				
<b>C. ECONOMIC SERVICES</b>				
<b>(g) Transport</b>				
3055	Road Transport			
<b>Total-</b>	3055	19,38,26	35,00	19,73,26
<b>Total- (g) Transport</b>		75,69,06	35,00	76,04,06
<b>(i) Science, Technology and Environment</b>				
3425	Other Scientific Research			
60	Others			
001	Direction and Administration	0	5,45,69	5,45,69
004	Research and Development	0	30,00	30,00
800	Other Expenditure	60,79	6,43	67,22
<b>Total</b>	60	60,79	5,82,12	6,42,91
<b>Total-</b>	3425	60,79	5,82,12	6,42,91
3435	Ecology and Environment			
03	Environmental Research and Ecological Regeneration			
102	Environmental Planning and Co-ordination	0	7,00	7,00
<b>Total</b>	03	0	7,00	7,00
<b>Total-</b>	3435	0	7,00	7,00

## STATEMENT NO. 12-Contd.

(Figures in italics represent charged expenditure)

Heads	Actuals for 2006-2007			
	Non-Plan	Plan	Total	
(In thousand of rupees)				
<b>EXPENDITURE HEADS</b>				
(Capital Account)-Contd.				
<b>C. ECONOMIC SERVICES</b>				
<b>(i) Science, Technology and Environment</b>				
<b>Total- (i)</b>	<b>Science, Technology and Environment</b>			
	60,79	5,89,12	6,49,91	
<b>(j) General Economic Services</b>				
3451	Secretariat Economic Services			
090	Secretariat	3,94,96	0	3,94,96
091	Attached Offices	0	50,00	50,00
092	Other Offices	44,64	1,10,75	1,55,39
101	Planning Board	2,08,08	1,18,07	3,26,15
102	District Planning Machinery	1,47,98	25,50	1,73,48
800	Other Expenditure	0	36,00,00	36,00,00
<b>Total-</b>	<b>3451</b>	<b>7,95,66</b>	<b>39,04,32</b>	<b>46,99,98</b>
3452	Tourism			
01	Tourist Infrastructure			
101	Tourist Centre	0	3,13,60	3,13,60
102	Tourist Accommodation	4,56	0	4,56
103	Tourist Transport Service	66	14,95	15,61
<b>Total</b>	<b>01</b>	<b>5,22</b>	<b>3,28,55</b>	<b>3,33,77</b>
80	General			



## STATEMENT NO. 12-Contd.

(Figures in italics represent charged expenditure)

Heads	Actuals for 2006-2007			
	Non-Plan	Plan	Total	
	(In thousand of rupees)			
<b>EXPENDITURE HEADS</b>				
(Capital Account)-Contd.				
<b>C. ECONOMIC SERVICES</b>				
<b>(i) General Economic Services</b>				
3452	Tourism			
001	Direction and Administration	1,71,78	18,50	1,90,28
<b>Total</b>	80	1,71,78	18,50	1,90,28
<b>Total-</b>	3452	1,77,00	3,47,05	5,24,05
3454	Census, Surveys and Statistics			
01	Census			
800	Other expenditure	0	1,30	1,30
<b>Total</b>	01	0	1,30	1,30
02	Surveys and Statistics			
110	Gazetter and Statistical Memoirs	39,60	0	39,60
111	Vital Statistics	5,40,55	2,14,51	7,55,06
<b>Total</b>	02	5,80,15	2,14,51	7,94,66
<b>Total-</b>	3454	5,80,15	2,15,81	7,95,96
3475	Other General Economic Services			
106	Regulation of Weights and Measures	1,93,31	36,99	2,30,30
800	Other expenditure	6,01	81,00	87,01

## STATEMENT NO. 12-Contd.

(Figures in italics represent charged expenditure)

Heads	Actuals for 2006-2007		
	Non-Plan	Plan	Total
(In thousand of rupees)			
<b>EXPENDITURE HEADS</b>			
(Capital Account)-Contd.			
<b>C. ECONOMIC SERVICES</b>			
<b>(j) General Economic Services</b>			
3475	Other General Economic Services		
<b>Total-</b>	3475		
	1,99,32	1,17,99	3,17,31
<b>Total-</b>	(j) General Economic Services		
	17,52,13	45,85,17	63,37,30
<b>Total-</b>	C. ECONOMIC SERVICES		
	3,40,03,35	2,72,95,10	6,12,98,45
<b>GRAND TOTAL EXPENDITURE HEADS</b>	2,86,13,38		
	14,82,32,14	4,53,69,04	22,22,14,56
<b>A. CAPITAL ACCOUNT OF GENERAL SERVICES</b>			
4055	Capital Outlay on Police		
<b>Total-</b>	4055		
	0	15,42,61	15,42,61
4059	Capital Outlay on Public Works		
<b>Total-</b>	4059		
	0	51,73,25	51,73,25
<b>Total-</b>	A. CAPITAL ACCOUNT OF GENERAL SERVICES		
	0	67,15,86	67,15,86
<b>B. CAPITAL ACCOUNT OF SOCIAL SERVICES</b>			
<b>(a) Education, Sports, Art and Culture</b>			
4202	Capital Outlay on Education, Sports, Art and Culture		
<b>Total-</b>	4202		
	0	44,18,76	44,18,76

## STATEMENT NO. 12-Contd.

(Figures in *italics* represent charged expenditure)

Heads		Actuals for 2006-2007		
		Non-Plan	Plan	Total
(In thousand of rupees)				
<b>EXPENDITURE HEADS</b>				
(Capital Account)-Contd.				
<b>B. CAPITAL ACCOUNT OF SOCIAL SERVICES</b>				
<b>(a) Education, Sports, Art and Culture</b>				
	<b>Total-</b>	(a)	Education, Sports, Art and Culture	
		0	44,18,76	44,18,76
<b>(b) Health and Family Welfare</b>				
4210		Capital Outlay on Medical and Public Health		
	<b>Total-</b>	4210		
		0	12,11,44	12,11,44
	<b>Total-</b>	(b)	Health and Family Welfare	
		0	12,11,44	12,11,44
<b>(c) Water Supply, Sanitation, Housing and Urban Development</b>				
4215		Capital Outlay on Water Supply and Sanitation		
	<b>Total-</b>	4215		
		0	48,75,84	48,75,84
4216		Capital Outlay on Housing		
	<b>Total-</b>	4216		
		0	52,87,89	52,87,89
4217		Capital Outlay on Urban Development		
	<b>Total-</b>	4217		
		0	56,73,72	56,73,72
	<b>Total-</b>	(c)	Water Supply, Sanitation, Housing and Urban	
		0	1,58,37,45	1,58,37,45
<b>(d) Information and Broadcasting</b>				
4220		Capital Outlay on Information and Publicity		
	<b>Total-</b>	4220		
		0	1,67,35	1,67,35

## STATEMENT NO. 12-Contd.

(Figures in italics represent charged expenditure)

Heads	Actuals for 2006-2007		
	Non-Plan	Plan	Total
(In thousand of rupees)			
<b>EXPENDITURE HEADS</b>			
<b>(Capital Account)-Concl.</b>			
<b>B. CAPITAL ACCOUNT OF SOCIAL SERVICES</b>			
<b>(d) Information and Broadcasting</b>			
Total- (d) Information and Broadcasting	0	1,67,35	1,67,35
<b>(g) Capital Account of Social Welfare and Nutrition</b>			
4235 Capital Outlay on Social Security and Welfare			
Total- 4235	0	22,76,99	22,76,99
Total- (g) Capital Account of Social Welfare and Nutrition	0	22,76,99	22,76,99
<b>(h) Capital Account of Other Social Services</b>			
4250 Capital Outlay on other Social Services			
Total- 4250	0	1,82,83	1,82,83
Total- (h) Capital Account of Other Social Services	0	1,82,83	1,82,83
Total- B. CAPITAL ACCOUNT OF SOCIAL SERVICES	0	2,40,94,82	2,40,94,82
<b>C. CAPITAL ACCOUNT OF ECONOMIC SERVICES-Concl.</b>			
<b>(a) Capital Account of Agriculture and Allied Activities</b>			
4401 Capital Outlay on Crop Husbandry			
Total- 4401	0	5,91,93	5,91,93
4402 Capital Outlay on Soil and Water Conservation			
Total- 4402	0	17,70	17,70

## STATEMENT NO. 12-Contd.

(Figures in italics represent charged expenditure)

Heads	Actuals for 2006-2007		
	Non-Plan	Plan	Total
(In thousand of rupees)			
<b>EXPENDITURE HEADS</b>			
<b>C. CAPITAL ACCOUNT OF ECONOMIC SERVICES</b>			
<b>(a) Capital Account of Agriculture and Allied Activities</b>			
4403	Capital Outlay on Animal Husbandry		
	<b>Total- 4403</b>	0	3,28,32
4405	Capital Outlay on Fisheries		
	<b>Total- 4405</b>	0	1,50,62
4406	Capital Outlay on Forestry and Wild Life		
	<b>Total- 4406</b>	0	13,00,00
4408	Capital Outlay on Food, Storage and Warehousing		
	<b>Total- 4408</b>	5,30,15	1,82,32
4425	Capital Outlay on Co-operation		
	<b>Total- 4425</b>	7,00,00	1,45,77
	<b>Total- (a) Capital Account of Agriculture and Allied Activities</b>	12,30,15	27,16,66
<b>(b) Capital Account of Rural Development</b>			
	<b>Total- (b) Capital Account of Rural Development</b>	0	0
<b>(c) Capital Account of Special Areas Programmes</b>			
4552	Capital Outlay on North Eastern Areas		
	<b>Total- 4552</b>	0	33,34,34

## STATEMENT NO. 12-Contd.

(Figures in italics represent charged expenditure)

Heads	Actuals for 2006-2007			Total
	Non-Plan	Plan		
(In thousand of rupees)				
<b>EXPENDITURE HEADS</b>				
<b>C. CAPITAL ACCOUNT OF ECONOMIC SERVICES</b>				
<b>(c) Capital Account of Special Areas Programmes</b>				
4575	Capital Outlay on other Special Areas Programmes			
<b>Total-</b>	4575	0	80,15,48	80,15,48
<b>Total-</b>	(c) Capital Account of Special Areas Programmes	0	1,13,49,82	1,13,49,82
<b>(d) Capital Account of Irrigation and Flood Control</b>				
4702	Capital Outlay on Minor Irrigation			
<b>Total-</b>	4702	0	96,25	96,25
<b>Total-</b>	(d) Capital Account of Irrigation and Flood Control	0	96,25	96,25
<b>(e) Capital Account of Energy</b>				
4801	Capital Outlay on Power Projects			
<b>Total-</b>	4801	0	46,46,61	46,46,61
<b>Total-</b>	(e) Capital Account of Energy	0	46,46,61	46,46,61
<b>(f) Capital Account of Industry and Minerals</b>				
4851	Capital Outlay on Village and Small Industries			
<b>Total-</b>	4851	0	53,09	53,09
4853	Capital Outlay on Non-ferrous Mining and Metallurgical Industries			
<b>Total-</b>	4853	0	6,20,53	6,20,53

## STATEMENT NO. 12-Contd.

(Figures in italics represent charged expenditure)

Heads	Actuals for 2006-2007			Total
	Non-Plan	Plan		
<b>EXPENDITURE HEADS</b>				
<b>C. CAPITAL ACCOUNT OF ECONOMIC SERVICES</b>				
<b>(f) Capital Account of Industry and Minerals</b>				
4859	Capital Outlay on Telecommunication & Electronic Industries			
<b>Total-</b>	4859			
		0	14,50	14,50
4860	Capital Outlay on Consumer Industries			
<b>Total-</b>	4860			
		0	19,94,75	19,94,75
<b>Total-</b>	(f) Capital Account of Industry and Minerals	0	26,82,87	26,82,87
<b>(g) Capital Account of Transport</b>				
5054	Capital Outlay on Roads and Bridges			
<b>Total-</b>	5054			
		2,86,53	1,57,27,36	1,60,13,89
5055	Capital Outlay on Road Transport			
<b>Total-</b>	5055			
		0	7,40,11	7,40,11
<b>Total-</b>	(g) Capital Account of Transport	2,86,53	1,64,67,47	1,67,54,00
<b>(i) Capital Account of Science Technology and Environment</b>				
5425	Capital Outlay on other Scientific and Environmental Research			
<b>Total-</b>	5425			
		0	50,00	50,00
<b>Total-</b>	(i) Capital Account of Science Technology and Environment	0	50,00	50,00
<b>(j) Capital Account of General Economic Services</b>				

---

 Details of CSS/CPS expenditure are shown in Appendix-V

## STATEMENT NO. 12-Concl'd.

(Figures in *italics* represent charged expenditure)

Heads	Actuals for 2006-2007		
	Non-Plan	Plan	Total
(In thousand of rupees)			
<b>EXPENDITURE HEADS</b>			
<b>C. CAPITAL ACCOUNT OF ECONOMIC SERVICES</b>			
<b>(j) Capital Account of General Economic Services</b>			
5452	Capital Outlay on Tourism		
<b>Total-</b>	5452	0	6,19,98
5475	Capital Outlay on other General Economic Services		
<b>Total-</b>	5475	0	90,54
<b>Total-</b>	(j) Capital Account of General Economic Services	0	7,10,52
<b>Total-</b>	C. CAPITAL ACCOUNT OF ECONOMIC SERVICES	15,16,68	3,87,20,20
			4,02,36,88
<b>TOTAL EXPENDITURE HEADS</b>		0	
		15,16,68	6,95,30,86
			7,10,47,54
<b>GRAND TOTAL EXPENDITURE HEADS (Revenue &amp; Capital Account)</b>		2,86,13,38	
		14,97,48,82	11,48,99,90
			29,32,62,10



**STATEMENT NO - 13**  
**DETAILED STATEMENT OF CAPITAL EXPENDITURE DURING**  
**AND TO THE END OF 2006-2007**

Heads	<u>Expenditure during 2006-2007</u>			
	Non Plan	Plan	Total	Expenditure to end of 2006-2007
(In thousand of Rupees)				
<b>A: CAPITAL ACCOUNT OF GENERAL SERVICES</b>				
4055	Capital Outlay on Police			
211	Police Housing	0	15,42,61	15,42,61
800	Other expenditure	0		0
	Total-4055		15,42,61	15,42,61
4058	Capital Outlay on Stationery and			
103	Government Press	0		23,30
	Total-4058			23,30
4059	Capital Outlay on Public Works			
051	Construction	0		0
800	Other Expenditure	0		0
01	Office Buildings			
001	Direction and Administration	0		15,61
051	Construction	0	6,52,88	6,52,88
052	Machinery and Equipment	0		50,00
101	Construction General Pool Accommodation	0		11,18,99
800	Other expenditure	0		1,71,69
	Total 01	0	6,52,88	6,52,88
51	CONSTRUCTION			
051	Construction	0		0
	Total 51	0	0	0
60	Other Buildings			
051	Construction	0	29,72,32	29,72,32
052	Machinery and Equipment	0		20,00
800	Other Expenditure Special	0		45,50

NB: Increased/decreased by Rupees one thousand due to computerised rounding.

## STATEMENT NO - 13 Contd.

Heads	<u>Expenditure during 2006-2007</u>			
	Non Plan	Plan	Total	Expenditure to end of 2006-2007
(In thousand of Rupees)				
<b>A. CAPITAL ACCOUNT OF GENERAL SERVICES-Concl.</b>				
4059	Capital Outlay on Public Works-			
60	Other Buildings-Concl.			
	Total 60	0	29,72,32	29,72,32
80	General-Concl.			
001	Direction and Administration	0		89
051	Construction	0	12,76,45	12,76,45
052	Machinery and Equipment	0	34,60	34,60
201	Acquisition of Land	0		61,27
800	Other expenditure	0	2,37,00	2,37,00
	Total 80	0	15,48,05	15,48,05
	Total-4059		51,73,25	51,73,25
	Total A. CAPITAL ACCOUNT OF GENERAL SERVICES	0	67,15,86	67,15,86
<b>B. CAPITAL ACCOUNT OF SOCIAL SERVICES</b>				
(a)	Education, Sports, Art and			
4202	Capital Outlay on Education, Sports, Art and Culture			
800	Other Expenditure	0		0
01	General Education			
201	Elementary Education	0		36,26,78
202	Secondary Education	0	4,67,65	4,67,65
203	University and Higher	0	5,15,10	5,15,10
204	Adult Education	0		10,31
800	Other Expenditure	0	3,83,82	3,83,82
	Total 01	0	13,66,57	13,66,57

## STATEMENT NO - 13 Contd.

## Heads

Expenditure during 2006-2007

Non Plan

Plan

Total

Expenditure  
to end of  
2006-2007

(In thousand of Rupees)

**B. CAPITAL ACCOUNT OF SOCIAL SERVICES-Contd.**

## (a) Education, Sports, Art and Culture-

4202 Capital Outlay on Education, Sports, Art and Culture-Concl'd.

02 Technical Education-Concl'd.

103	Technical Schools	0			2,91,95
104	Polytechnics	0	2,17,16	2,17,16	2,17,16
800	Other Expenditure	0			1,41,26
	Total 02	0	2,17,16	2,17,16	6,50,37

03 Sports and Youth Services-

800	Other Expenditure	0	27,80,03	27,80,03	89,77,66
	Total 03	0	27,80,03	27,80,03	89,77,66

04 Art and Culture-Concl'd.

800	Other Expenditure	0	55,00	55,00	4,05,58
	Total 04	0	55,00	55,00	4,05,58

Total-4202

			44,18,76	44,18,76	1,88,56,91
--	--	--	----------	----------	------------

Total- (a) Education, Sports, Art and Culture

		0	44,18,76	44,18,76	1,88,56,91
--	--	---	----------	----------	------------

## (b) Health and Family Welfare

4210 Capital Outlay on Medical and Public Health

01 Urban Health Services

001	Direction and Admin.	0			34,96
104	Medical Stores Depot	0			1,88,68
110	Hospital and Dispensaries (Non-	0	6,11,44	6,11,44	57,97,59
800	Other expenditure	0	6,00,00	6,00,00	1,11,37,38

## STATEMENT NO - 13 -Contd.

Heads		<u>Expenditure during 2006-2007</u>			Expenditure to end of 2006-2007	
		Non Plan	Plan	Total		
(In thousand of Rupees)						
<b>B. CAPITAL ACCOUNT OF SOCIAL SERVICES-Contd.</b>						
(b)	Health and Family Welfare-					
4210	Capital Outlay on Medical and Public Health-Concl'd.					
01	Urban Health Services-Concl'd.					
	Total	01	0	12,11,44	12,11,44	1,71,58,61
02	Rural Health Services-Concl'd.					
101	Health sub-centres					5,91,65
102	Subsidiary Health Centres					6,24,48
103	Primary Health Centres					9,04,71
104	Community Health Centres					1,50,21
800	Other expenditure					4,85,20
	Total	02	0	0	0	27,56,26
04	Public Health-Concl'd.					
101	Prevention and Control of					21,44
200	Other Programmes					1,71,62
	Total	04	0	0	0	1,93,06
80	General					
190	Investments in Public Sector and					0
	Total	80	0	0	0	0
	Total-4210			12,11,44	12,11,44	2,01,07,93
4211	Capital Outlay on Family					
101	Rural Family Welfare Service					16,28
106	Services and supplies					1,03,61
800	Other expenditure					57,61
	Total-4211					1,77,50

## STATEMENT NO - 13 Contd.

Heads		<u>Expenditure during 2006-2007</u>			
		Non Plan	Plan	Total	Expenditure to end of 2006-2007
(In thousand of Rupees)					
<b>B. CAPITAL ACCOUNT OF SOCIAL SERVICES-Contd.</b>					
(b)	Health and Family Welfare-				
	Total- (b) Health and Family Welfare	0	12,11,44	12,11,44	2,02,85,43
(c)	Water Supply, Sanitation, Housing				
4215	Capital Outlay on Water Supply and Sanitation-Concl'd.				
01	Water Supply-Concl'd.				
010	Minimum Needs Programme	0			15,74
101	Urban Water Supply	0			28,79,41
102	Rural Water Supply	0			80,66,86
800	Other expenditure	0	48,75,84	48,75,84	4,79,64,25
	Total 01	0	48,75,84	48,75,84	5,89,26,27
02	Sewerage and Sanitation-				
101	Urban Sanitation Services	0			10,82,47
102	Rural Sanitation Services	0			1,51,80
103	State Share towards Total Sanitation Campaign	0			64,00
800	Other expenditure	0			10,97,82
	Total 02	0	0	0	23,96,09
	Total-4215		48,75,84	48,75,84	6,13,22,36
4216	Capital Outlay on Housing				
01	Government Residential				
101	Jail Housing	0			3,52,97
106	General Pool Accommodation	0	50,62,23	50,62,23	2,57,15,68
107	Police Housing	0			55,43,62
700	Other Housing	0	2,25,66	2,25,66	10,21,94
800	Other Expenditure	0			12,08,65
	Total 01	0	52,87,89	52,87,89	3,38,42,86

## STATEMENT NO - 13 Contd.

Heads	<u>Expenditure during 2006-2007</u>			
	Non Plan	Plan	Total	Expenditure to end of 2006-2007
(In thousand of Rupees)				
<b>B. CAPITAL ACCOUNT OF SOCIAL SERVICES-Contd.</b>				
(c) Water Supply, Sanitation, Housing				
4216	Capital Outlay on Housing-			
80	General			
800		0		0
		Other expenditure(Minor works/Repairs)		
	Total 80	0	0	0
Total-4216			52,87,89	52,87,89
4217	Capital Outlay on Urban Development-Concl'd.			
01	State Capital Development-			
050		0		9,23,38
051		0		0
800		0	2,30,00	8,82,86
	Total 01	0	2,30,00	18,06,24
03	Integrated Development of Small			
051		0		0
800		0	1,50,00	21,92,28
	Total 03	0	1,50,00	21,92,28
60	Other Urban Development Schemes			
051		0	48,18,72	1,26,01,75
190		0	4,75,00	8,69,99
	Total 60	0	52,93,72	1,34,71,74
Total-4217			56,73,72	1,74,70,26

## STATEMENT NO - 13 Contd.

## Heads

Expenditure during 2006-2007

Non Plan

Plan

Total

Expenditure  
to end of  
2006-2007

(In thousand of Rupees)

**B. CAPITAL ACCOUNT OF SOCIAL SERVICES-Concl.**(c) Water Supply, Sanitation,  
HousingTotal- (c) Water Supply,  
Sanitation,

0

1,58,37,44

1,58,37,44

11,26,35,48

(d) Information and Broadcasting-  
Concl.4220 Capital Outlay on Information  
and

60 Others-Concl.

800 Other expenditure

0

1,67,35

1,67,35

5,53,13

Total 60

0

1,67,35

1,67,35

5,53,13

Total-4220

1,67,35

1,67,35

5,53,13

Total- (d) Information and  
Broadcasting

0

1,67,35

1,67,35

5,53,13

(g) Capital Account of Social  
Welfare4235 Capital Outlay on Social  
Security

02 Social Welfare

103 Women's Welfare

800 Other expenditure

0

1,85,00

1,85,00

2,97,44

0

20,91,99

20,91,99

48,77,44

Total 02

0

22,76,99

22,76,99

51,74,88

60 Other Social Security and  
Welfare

800 Other expenditure

0

58,05

Total 60

0

0

0

58,05

Total-4235

22,76,99

22,76,99

52,32,93

## STATEMENT NO - 13 Contd.

Heads		<u>Expenditure during 2006-2007</u>			
		Non Plan	Plan	Total	Expenditure to end of 2006-2007
(In thousand of Rupees)					
<b>B. CAPITAL ACCOUNT OF SOCIAL SERVICES-Concl.</b>					
(g) Capital Account of Social Welfare					
	Total- (g) Capital Account of Social	0	22,76,99	22,76,99	52,32,93
(h) Capital Account of Other Social Services-Concl.					
4250	Capital Outlay on other Social Services-Concl.				
201	Labour	0	72,00	72,00	3,22,34
203	Employment	0	1,10,83	1,10,83	14,97,07
	Total-4250		1,82,83	1,82,83	18,19,41
	Total- (h) Capital Account of Other	0	1,82,83	1,82,83	18,19,41
	Total B. CAPITAL ACCOUNT OF SOCIAL SERVICES	0	2,40,94,82	2,40,94,82	15,93,83,29
<b>C. CAPITAL ACCOUNT OF ECONOMIC</b>					
(a) Capital Account of Agriculture and Allied Activities-					
4401	Capital Outlay on Crop				
001	Direction and Administration	0			1,22,70
103	Seeds	0			1,37,49
104	Agricultural Farms	0			8
105	Manures and Fertilisers	0			3,27
107	Plant Protection	0			7,96
108	Commercial Crops	0			36,49
113	Agricultural Engineering	0			34,34
119	Horticulture and Vegetable	0			93,05
190	Investments in Public Sector and	0			0



## STATEMENT NO - 13 Contd.

Heads	<u>Expenditure during 2006-2007</u>			Expenditure to end of 2006-2007
	Non Plan	Plan	Total	
(In thousand of Rupees)				
<b>C. CAPITAL ACCOUNT OF ECONOMIC</b>				
(a) Capital Account of Agriculture and Allied Activities-Contd.				
4401	Capital Outlay on Crop Husbandry-Concl.			
800	Other Expenditure	0	5,91,93	5,91,93
	Total-4401		5,91,93	59,85,17
4402	Capital Outlay on Soil, and Water			
800	Other expenditure	0	17,70	1,39,45
	Total-4402		17,70	1,39,45
4403	Capital Outlay on Animal Husbandry-Concl.			
001	Direction and Administration	0	9,28	3,25,56
101	Veterinary Services and Animal Health	0		1,18,65
102	Cattle and Buffalo	0	3,00,00	3,95,17
103	Poultry Development	0		12,32
105	Piggery Development	0		23,66
107	Fodder and Feed Development	0		5,59
109	Extension and Training	0		8,11
800	Other Expenditure	0	19,04	2,52,88
	Total-4403		3,28,32	11,41,93
4404	Capital Outlay on Dairy Development			
101	Dairy Development	0		59,48
	Total-4404			59,48
4405	Capital Outlay on Fisheries			

## STATEMENT NO - 15 Contd.

Heads	<u>Expenditure during 2006-2007</u>				
	Non Plan	Plan	Total	Expenditure to end of 2006-2007	
(In thousand of Rupees)					
<b>C. CAPITAL ACCOUNT OF ECONOMIC</b>					
(a) Capital Account of Agriculture and					
4405	Capital Outlay on Fisheries-Concl'd.				
001	Direction and Administration	0	50,00	50,00	4,01,56
101	Inland Fisheries	0	1,00,62	1,00,62	5,11,14
800	Other expenditure	0			13,25
Total-4405			1,50,62	1,50,62	9,25,94
4406	Capital Outlay on Forestry and Wild Life-Concl'd.				
051	Construction	0			0
01 Forestry-Concl'd.					
051	Construction	0			8,00
070	Communication and Buildings	0	6,00,00	6,00,00	13,99,05
190	Investments in Public Sector and	0	6,00,00	6,00,00	15,00,00
800	Other expenditure	0	1,00,00	1,00,00	2,50,75
Total 01		0	13,00,00	13,00,00	31,57,80
Total-4406			13,00,00	13,00,00	31,57,80
4408	Capital Outlay on Food, Storage and Warehousing-Concl'd.				
002	Storage and Ware Housing	0			0
01 Food-Concl'd.					
101	Procurement and Supplies	5,30,15	44,31	5,74,46	42,95,88
800	Other expenditure	0			2,86,70
Total 01		5,30,15	44,31	5,74,46	45,82,58

## STATEMENT NO - 13 -Contd.

Heads	<u>Expenditure during 2006-2007</u>					
	Non Plan	Plan	Total	Expenditure to end of 2006-2007		
(In thousand of Rupees)						
<b>C. CAPITAL ACCOUNT OF ECONOMIC</b>						
(a) Capital Account of Agriculture and Allied Activities-Concl.						
4408	Capital Outlay on Food, Storage and Warehousing-Concl.					
02	Storage and Warehousing-					
002	0			6,70		
800	0	1,38,01	1,38,01	13,90,32		
	Total	02	0	1,38,01	1,38,01	13,97,02
	Total-4408		5,30,15	1,82,33	7,12,48	59,79,60
4415	Capital Outlay on Agricultural Research and Education-					
01	Crop Husbandry-Concl.					
004	0			52,01		
277	0			1,55,04		
	Total	01	0	0	0	2,07,05
	Total-4415					2,07,05
4425	Capital Outlay on Co-operation-Concl.					
001	0			23,83		
107	7,00,00	2,00	7,02,00	22,54,37		
108	0	1,04,26	1,04,26	29,50,61		
800	0	39,51	39,51	1,16,19		
	Total-4425		7,00,00	1,45,76	8,45,76	53,44,99
	Total- (a)	Capital Account of Agriculture and Allied Activities	12,30,15	27,16,65	39,46,80	2,29,41,42

## STATEMENT NO - 13 Contd.

Heads		<u>Expenditure during 2006-2007</u>			Expenditure to end of 2006-2007
		Non Plan	Plan	Total	
(In thousand of Rupees)					
<b>C. CAPITAL ACCOUNT OF ECONOMIC</b>					
<b>(b) Capital Account of Rural Development-Concl.</b>					
4515	Capital Outlay on other Rural Development Programmes-				
103	Rural Development	0			2,42,23
	Total-4515				2,42,23
	Total- (b) Capital Account of Rural	0	0		2,42,23
<b>(c) Capital Account of Special Areas Programmes-Concl.</b>					
4552	Capital Outlay on North Eastern Areas-Concl.				
800	Other Expenditure	0			0
01	Forestry-Concl.				
190	Investment in Public Sector and Other Undertakings	0			3,25,00
800	Other Expenditure	0			10,66,65
	Total 01	0	0	0	13,91,65
03	Animal Husbandry-Concl.				
800	Other Expenditure	0			26,35
	Total 03	0	0	0	26,35
04	District and Other Roads-				
800	Other Expenditure	0	20,62,27	20,62,27	1,47,55,21
	Total 04	0	20,62,27	20,62,27	1,47,55,21

## STATEMENT NO - 13 Contd.

Heads		<u>Expenditure during 2006-2007</u>			
		Non Plan	Plan	Total	Expenditure to end of 2006-2007
(In thousand of Rupees)					
<b>C. CAPITAL ACCOUNT OF ECONOMIC</b>					
(c) Capital Account of Special Areas Programmes-Concl'd.					
4552	Capital Outlay on North Eastern Areas-Concl'd.				
05	Transport-				
800	Other Expenditure	0	2,43,00	2,43,00	12,86,00
	Total 05	0	2,43,00	2,43,00	12,86,00
06	Public Health				
800	Other Expenditure	0			0
	Total 06	0	0	0	0
33	Youth Resources & Sports				
800	Other Expenditure	0	2,77,57	2,77,57	5,93,47
	Total 33	0	2,77,57	2,77,57	5,93,47
35	Medical				
800	Other expenditure	0	5,71,50	5,71,50	15,79,83
	Total 35	0	5,71,50	5,71,50	15,79,83
53	Industries				
800	Other Expenditure	0			20,00
	Total 53	0	0	0	20,00
59	Irrigation and Flood Control				
800	Other Expenditure	0	1,80,00	1,80,00	4,13,64
	Total 59	0	1,80,00	1,80,00	4,13,64
60	General-Concl'd.				
277	Education	0			45,66

## STATEMENT NO - 13 Contd.

Heads	<u>Expenditure during 2006-2007</u>				Expenditure to end of 2006-2007
	Non Plan	Plan	Total		
(In thousand of Rupees)					
<b>C. CAPITAL ACCOUNT OF ECONOMIC</b>					
(c) Capital Account of Special Areas Programmes					
4552	Capital Outlay on North Eastern Areas				
60	General				
800	Other Expenditure				35,11,23
	Total	60	0	0	35,56,89
	Total-4552				2,36,23,04
4575	Capital Outlay on other Special Areas Programmes				
800	Other Expenditure				0
03	Tribal Areas				
001	Development of under Developed Areas particularly Tuensang &				0
800	Other Expenditure				1,33,16,93
	Total	03	80,15,48	80,15,48	1,33,16,93
	Total-4575				1,33,16,93
	Total- (c) Capital Account of Special Areas Programmes				3,69,39,96
(d) Capital Account of Irrigation and Flood Control					
4702	Capital Outlay on Minor				
001	Direction and Admin.				26,26
102	Ground Water				1,20,55
800	Other expenditure				8,47,24
	Total-4702				9,94,05

## STATEMENT NO - 13 - Contd.

Heads	<u>Expenditure during 2006-2007</u>				
	Non Plan	Plan	Total	Expenditure to end of 2006-2007	
(In thousand of Rupees)					
<b>C. CAPITAL ACCOUNT OF ECONOMIC</b>					
<b>(d) Capital Account of Irrigation and Flood Control</b>					
Total- (d)	Capital Account of Irrigation and Flood Control	0	96,25	96,25	9,94,05
<b>(e) Capital Account of Energy</b>					
4801	Capital Outlay on Power				
01	Hydel Generation				
800	Other Expenditure	0	85,53	85,53	1,60,61,69
	Total 01	0	85,53	85,53	1,60,61,69
02	Thermal Power Generation				
800	Other Expenditure	0			1,40,00
	Total 02	0	0	0	1,40,00
04	Diesel/Gas Power Generation				
800	Other Expenditure	0			64,63
	Total 04	0	0	0	64,63
05	Transmission and Distribution				
001	Direction and Administration	0	1,97,64	1,97,64	6,00,02
800	Other Expenditure	0	16,35,81	16,35,81	2,26,59,61
	Total 05	0	18,33,45	18,33,45	2,32,59,63
06	Rural Electrification				
010	Minimum Needs Programme	0			9,46
800	Other Expenditure	0	27,27,63	27,27,63	3,64,91,26
	Total 06	0	27,27,63	27,27,63	3,65,00,72
Total-4801			46,46,60	46,46,60	7,60,26,67
Total- (e)	Capital Account of Energy	0	46,46,60	46,46,60	7,60,26,67

## STATEMENT NO - 13 Contd.

Heads	<u>Expenditure during 2006-2007</u>			Expenditure to end of 2006-2007
	Non Plan	Plan	Total	
(In thousand of Rupees)				
<b>C. CAPITAL ACCOUNT OF ECONOMIC</b>				
(f) Capital Account of Industry and Minerals-Concl'd.				
4851	Capital Outlay on Village and Small Industries			
101	Industrial Estates	0		9,77
102	Small scale Industries	0		3,29
104	Handicraft Industries	0		9,50
107	Sericulture Industries	0	53,09	53,09
200	Other Village Industries	0		25,59
800	Other Expenditure	0		1,50
	Total-4851		53,09	53,09
4853	Capital Outlay on Non-ferrous Mining and Metallurgical			
01	Mineral Exploration and Development			
800	Other Expenditure	0		3,36,78
	Total 01	0	0	3,36,78
60	Other Mining and Metallurgical Industries			
001	State Mineral Development	0		0
190	Investment in public sector and other undertakings	0	5,98,42	5,98,42
800	Other Expenditure	0	22,11	22,11
	Total 60	0	6,20,53	6,20,53
	Total-4853		6,20,53	6,20,53
				55,43,35



## STATEMENT NO - 13 Contd.

Heads	<u>Expenditure during 2006-2007</u>					
	Non Plan	Plan	Total	Expenditure to end of 2006-2007		
(In thousand of Rupees)						
<b>C. CAPITAL ACCOUNT OF ECONOMIC</b>						
(f) Capital Account of Industry and Minerals-Concl'd.						
4859	Capital Outlay on Telecommunication & Electronic Industries- Concl'd					
02	Electronics					
800	0	14,50	14,50	1,34,37		
	Total	02	0	14,50	14,50	1,34,37
Total-4859			14,50	14,50	1,34,37	
4860	Capital Outlay on Consumer Industries-Concl'd.					
800	0			0		
01	Textilex					
190	0			2,31,84		
800	0	3,55,98	3,55,98	8,76,33		
	Total	01	0	3,55,98	3,55,98	11,08,17
04	Sugar					
190	0			6,65,12		
800	0			4,11,43		
	Total	04	0	0	0	10,76,55
05	Paper and News Print					
190	0			6,32,93		
800	0			2,80,75		
	Total	05	0	0	0	9,13,68

## STATEMENT NO - 13-Contd.

Heads	<u>Expenditure during 2006-2007</u>			
	Non Plan	Plan	Total	Expenditure to end of 2006-2007
	(In thousand of Rupees)			
<b>C. CAPITAL ACCOUNT OF ECONOMIC</b>				
<b>(f) Capital Account of Industry and Minerals</b>				
4860	Capital Outlay on Consumer Industries			
60	Others			
102	Foods and Beverages	0	34,00	34,00
600	Others	0	12,93,27	12,93,27
800	Other Expenditure	0	3,11,50	3,11,50
	Total 60	0	16,38,77	16,38,77
	Total-4860		19,94,75	19,94,75
	Total- (f) Capital Account of Industry and Minerals	0	26,82,87	26,82,87
<b>(g) Capital Account of Transport-</b>				
5054	Capital Outlay on Roads and Bridges-Concl'd.			
800	Other expenditure	0		0
01	National Highways			
800	Other expenditure	0		3,26,00
	Total 01	0	0	3,26,00
03	State Highways			
800	Other expenditure	0		68,56,46
	Total 03	0	0	68,56,46
04	District & Other Roads			
010	Minimum Need Programme	0		6,50,32
800	Other expenditure	2,86,53	1,48,82,88	1,51,69,41
	Total 04	2,86,53	1,48,82,88	1,51,69,41
				7,08,31,93

## STATEMENT NO - 13 Contd.

Heads		<u>Expenditure during 2006-2007</u>			
		Non Plan	Plan	Total	Expenditure to end of 2006-2007
(In thousand of Rupees)					
<b>C. CAPITAL ACCOUNT OF ECONOMIC</b>					
(g)	Capital Account of Transport				
5054	Capital Outlay on Roads and Bridges				
05	Roads				
052	Inter-State connectivity for economic importance	0			0
	Total 05	0	0	0	0
80	General				
800	Other Expenditure	0	8,44,48	8,44,48	42,58,00
	Total 80	0	8,44,48	8,44,48	42,58,00
	Total-5054	2,86,53	1,57,27,36	1,60,13,89	8,22,72,39
5055	Capital Outlay on Road Transport				
050	Lands and Buildings	0	3,00,67	3,00,67	15,53,90
102	Acquisition of Fleet	0	3,00,00	3,00,00	54,22,44
103	Workshop Facilities	0	99,44	99,44	3,74,64
104	Renovation and Upgradation	0			4,29
800	Other expenditure	0	40,00	40,00	1,14,99
	Total-5055		7,40,11	7,40,11	74,70,27
	Total- (g) Capital Account of Transport	2,86,53	1,64,67,47	1,67,54,00	8,97,42,65
(i)	Capital Account of Science Technology and Environment				
5425	Capital Outlay on other Scientific				
800	Other expenditure	0	50,00	50,00	1,74,69
	Total-5425		50,00	50,00	1,74,69

## STATEMENT NO - 13 Contd.

Heads	Expenditure during 2006-2007			
	Non Plan	Plan	Total	Expenditure to end of 2006-2007
(In thousand of Rupees)				
<b>C. CAPITAL ACCOUNT OF ECONOMIC</b>				
<b>(i) Capital Account of Science Technology and Environment</b>				
Total- (i) Capital Account of Science Technology and	0	50,00	50,00	1,74,69
<b>(j) Capital Account of General Economic</b>				
5452 Capital Outlay on Tourism				
01 Tourist Infrastructure				
102 Tourist Accommodation	0			2,61,40
800 Other expenditure	0			20,16
Total 01	0	0	0	2,81,56
80 General				
800 Other Expenditure	0	6,19,98	6,19,98	16,80,60
Total 80	0	6,19,98	6,19,98	16,80,60
Total-5452		6,19,98	6,19,98	19,62,16
5465 Investment in general Financial and				
01 Investments in General Financial				
800 Other expenditure	0			3,75
Total 01	0	0	0	3,75
Total-5465	0	0		03,75
5475 Capital Outlay on other General Economic Services				
112 Statistics	0	57,80	57,80	1,85,79
800 Other expenditure	0	32,74	32,74	74,74
Total-5475		90,54	90,54	2,60,53

## STATEMENT NO - 13 Concl'd.

Heads

Expenditure during 2006-2007

Non Plan

Plan

Total

Expenditure  
to end of  
2006-2007

(In thousand of Rupees)

**C. CAPITAL ACCOUNT OF  
ECONOMIC**(j) Capital Account of General  
Economic

Total- (j) Capital Account of General Economic Services	0	7,10,52	7,10,52	22,26,44
Total C. CAPITAL ACCOUNT OF ECONOMIC SERVICES	15,16,68	3,87,20,19	4,02,36,86	25,21,11,67
Total : EXPENDITURE HEADS (Capital Account)	15,16,68	6,95,30,86	7,10,47,54	45,68,15,88

---

 Details of CSS/CPS expenditure are shown in Appendix-V.

**STATEMENT NO.14 - STATEMENT SHOWING INVESTMENT OF THE  
GOVERNMENT  
IN STATUTORY CORPORATIONS, GOVERNMENT COMPANIES CO-OPERATIVE  
BANKS AND SOCIETIES ETC.**

Sl. No.	Name of Concern	Years of Investment	Type	Number of shares	UPTO THE END OF 2006-2007		Amount of dividend declared and credited during the year (In thousand of rupees)
					Face Value of each Share	Amount Invested upto the end of 2006-2007	
<b>A Statutory Corporations</b>							
1	Investments In General Financial and Trading Institutions (1) Investment In Rural Development Bank	1983-1984	Shares Capital	3750	100		3,75 (b)
<b>Total (A) Statutory Corporations</b>							<u>3,75</u>
<b>B Government Companies</b>							
	Nagaland Industrial Development Corporation Ltd. Dimapur	1970-1971 to 1985-1986	(a)	(a)	(a)		45,36
		1984-1985	(a)	(a)	(a)		20,00
		1985-1986	(a)	(a)	(a)		50,00
		1986-1987	Equity	11262	1000		1,12,62
		1988-1989	(a)	(a)	(a)		50,00
		1989-1990	(a)	(a)	(a)		30,00
		1983-1984	Equity	531388	100		<u>5,31,39</u> (c), (b), (d)
							<u>8,39,37</u>
2	Nagaland Sugar Mills Co. Ltd., Dimapur	1976-1977 to 1982-1983	Equity	117000	100		1,17,00
	Investment in (1) Sugar Mill	1983-1984	Equity	(a)	(a)		25,00
		1986-1987	(a)	(a)	(a)		5,00
		1987-1988	Equity	12402	1000		1,24,02
		1988-1989	(a)	(a)	(a)		20,00
		1989-1990	(a)	(a)	(a)		5,50
		1990-1991	(a)	(a)	(a)		0,18
		1991-1992	(a)	(a)	(a)		5,00
		1992-1993	(a)	(a)	(a)		29,87
		1993-1994	(a)	(a)	(a)		2,20

NB: Increased/decreased by Rupees one thousand due to computerised rounding.



## STATEMENT NO.14 - Contd.

Sl. No.	Name of Concern	Years of Investment	Type	Number of shares	Face Value of each Share	UPTO THE END OF 2006-2007	
						Amount Invested upto the end of 2006-2007	Amount of dividend declared and credited during the year
(In thousand of rupees)							
<b>B Government Companies- Concl.</b>							
6	State Mineral Development Corporations, Kohima	1988-1989	(a)	(a)	(a)		99,30
		1989-1990	(a)	(a)	(a)		25,00
		1992-1993	(a)	(a)	(a)		1,18,00
		1993-1994	(a)	(a)	(a)		62,00
		1996-1997	(a)	(a)	(a)		76,00
		1997-1998	(a)	(a)	(a)		1,62,00
		1998-1999	(a)	(a)	(a)		1,62,00
		2003-2004	(a)	(a)	(a)		7,60,00
		2005-2006	(a)	(a)	(a)		13,99,40
		2006-2007	(a)	(a)	(a)		5,98,42
		2006-2007	(a)	(a)	(a)		4,75,00
							<u>39,37,12</u>
7	Public Sector and Other Undertaking (x)	2002-2003	(a)	(a)	(a)		70,00
		2003-2004	(a)	(a)	(a)		1,15,00
		2004-2005	(a)	(a)	(a)		2,60,00
		2004-2005	(a)	(a)	(a)		50,00
		2004-2005	(a)	(a)	(a)		95,00
		2005-2006	(a)	(a)	(a)		1,15,00
							<u>7,05,00</u>
							<u>69,27,11</u>
<b>C Joint Stock Companies</b>							
1	Nagaland Pulp and Paper Company Ltd. Tuli (Subsidiary Company of The Hindustan Paper Corporation Ltd.)	1971-1972	(a)	(a)	(a)		43,81
		1972-1973	Equity	(a)	(a)		20,86
		1973-1974		38824	1000		3,88,24
		1976-1977					
		1982-1983	(a)	(a)	(a)		0,01
		1983-1984	(a)	(a)	(a)		0,01
		1984-1985	Equity	10000	1000		100,00
		1986-1987					70
		1985-1986	(a)	(a)	(a)		10
							<u>6,32,93</u>

(x) Investment made by Urban Development, other related information are awaited (October, 2007)



## STATEMENT NO.14 - Contd.

Sl. No.	Name of Concern	Years of Investment	Type	Number of shares	UPTO THE END OF 2006-2007		Amount of dividend declared and credited during the year			
					Face Value of each Share	Amount Invested upto the end of 2006-2007				
(In thousand of rupees)										
<b>C Joint Stock Companies Concl.</b>										
2	Nagaland Forest Products Ltd. Tizit	1971-1972	Equity	5996	100		3,00			
		1972-1973	Equity	30132	100		30,13			
		to								
		1981-1982								
		1984-1985	(a)	(a)	(a)			10,00		
		1985-1986	(a)	(a)	(a)			10,00		
		1986-1987	Equity	5077	100			5,07		
		2005-2006	(a)	(a)	(a)			9,00,00		
		2005-2006	(a)	(a)	(a)			2,75,00		
	2006-2007	(a)	(a)	(a)			6,00,00			
							<u>18,33,20</u>			
<b>Total (C) Joint Stock Companies</b>							<u>24,66,13</u>			
<b>D Co-operative Bank, Societies etc.</b>										
1	Nagaland State Co-operative Bank Ltd.	1976-1977	Ordinary Shares	32500	100		32,50			
		to								
		1984-1985								
		1987-1988	(a)	(a)	(a)		<u>44,00</u>			
							<u>76,50</u>			
2	Other Credit Co-operatives (297)	1967-1968 to 1979-1980	Ordinary Shares	37600	10		3,76			
				4505	20		0,90			
				1920	25		0,48			
				300	30		0,09			
				4650	40		1,86			
				1500	50		0,75			
				180	100		0,18			
				(a)	(a)	(a)	2,59			
				(a)	(a)	(a)	3,85			
				1981-1982	Ordinary Shares	100	100			0,10
				1982-1983	(a)	(a)	(a)			0,35



## STATEMENT NO.14 - Contd.

Sl. No.	Name of Concern	Years of Investment	Type	UPTO THE END OF 2006-2007			
				Number of shares	Face Value of each Share	Amount Invested upto the end of 2006-2007	Amount of dividend declared and credited during the year
(In thousand of rupees)							
<b>D Co-operative Bank, Societies etc. Contd.</b>							
5	Indissrtial Co-operative	1974-1975	Ordinary Shares	120 (n)	25		0,03
							0,03
6	Consumers Co-operative (28)	1966-1967 to 1976-1977	Ordinary Shares	3300	10		0,33
				700	20		0,14
				360	25		0,09
				200	30		0,06
				580	50		0,29
				7780	100		7,78
				50	1000		0,50
							9,19
7	Other Co-operative	1974-1975	Ordinary Shares	300	10		0,03
		1979-1980	(a) Ordinary Shares	(a)	(a)		0,42
		1983-1984	Ordinary Shares	600	10		0,06
		1984-1985	Ordinary Shares	900	10		0,09
		1985-1986	(a)	(a)	(a)		10,21
		1986-1987	(a)	(a)	(a)		5,93
		1988-1989	(a)	(a)	(a)		33,80
		1989-1990	(a)	(a)	(a)		6,00
		1990-1991	(a)	(a)	(a)		73,29
		1991-1992	(a)	(a)	(a)		77,31
		1992-1993	(a)	(a)	(a)		8,50
		1993-1994	(a)	(a)	(a)		54,29
		1994-1995	(a)	(a)	(a)		12,67
		1995-1996	(a)	(a)	(a)		1,12,75
		1996-1997	(a)	(a)	(a)		2,02,30
		1997-1998	(a)	(a)	(a)		2,35,31
		1998-1999	(a)	(a)	(a)		3,48,91

**STATEMENT NO.14 - Concl.**

Sl. No.	Name of Concern	Years of Investment	Type	Number of shares	UPTO THE END OF 2006-2007		
					Face Value of each Share	Amount Invested upto the end of 2006-2007	Amount of dividend declared and credited during the year
(In thousand of rupees)							
<b>D</b>	<b>Co-operative Bank, Societies etc. Concl.</b>						
		1999-2000	(a)	(a)	(a)		1,02,30
		2000-2001	(a)	(a)	(a)		2,69,07
		2001-2002	(a)	(a)	(a)		1,89,66
							<u>17,42,90</u>
	<b>Total (D) Co-operative Bank Societies etc.</b>						<u>25,87,64</u>
	<b>GRAND TOTAL</b>						<u><b>119,84,63</b></u>

- 
- (a) Information awaited from Government (October, 2007).  
 (b) Information regarding dividend declared during the year are awaited from Government (October, 2007).  
 (c) Information regarding cumulative profit/loss, bad debt and net worth of the "Societies" is awaited (October, 2007)

**STATEMENT NO.15- STATEMENT SHOWING THE CAPITAL AND OTHER EXPENDITURE (OTHER THAN ON REVENUE ACCOUNT) TO END OF 2006-2007 AND THE PRINCIPAL SOURCES FROM WHICH FUNDS WERE PROVIDED FOR THAT EXPENDITURE**

Heads	On 1st April 2006	During the year 2006-2007 (In crore of rupees)	On 31st March 2007
<b>Capital and other expenditure-</b>			
<b>Capital expenditure-</b>			
General Services	3,86.04	67.16	4,53.20
Social Services	13,52.90	2,40.95	15,93.85
Agriculture and Allied Activities	1,89.94	39.47	2,29.41
Rural Development	2.42	0	2.42
Special Areas Programme	2,55.90	1,13.50	3,69.40
Irrigation and Flood Control	8.98	0.96	9.94
Energy	7,13.86	46.47	7,60.33
Industry and Minerals	2,01.40	26.83	2,28.23
Transport Science, Technology and Environment	7,29.89	1,67.54	8,97.43
General Economic Services	1.26	0.50	1.76
	15.16	(b)7.10	22.26
<b>Total-Capital Expenditure</b>	<b>38,57.75</b>	<b>7,10.48</b>	<b>45,68.23</b>
<b>Loans and Advances-</b>			
Social Services	0.45	- 0.16	0.29

(a) Differs from figure shown in Statement No. 12 by Rs.(₹)0.05 crore being the contribution from Development Fund.

(b) Decreased by Rs. One thousand due to Computerised rounding.

## STATEMENT NO. 15-Contd.

Heads	On 1st April 2006	During the year 2006-2007 (In crores of rupees)	On 31st March 2007
<b>Loans and Advances- Concl.</b>			
Agriculture and Allied Activities	24.17	- 1.94	22.23
Industry and Minerals	(b) 2.17	0	2.17
Loans to Government Servants	(b) 3.49	- 1.99	1.50
<b>Total-Loans and Advances</b>	<b>30.28</b>	<b>- 4.09</b>	<b>26.19</b>
Appropriation to the Contingency Fund	0.35	0	0.35
<b>Total-Capital and other expenditure</b>	<b>38,88.38</b>	<b>7,06.39.</b>	<b>45,94.77</b>
<b>Deduct</b> - Contribution from Develop- ment Fund	- 0.05	0	- 0.05
<b>Net- Capital and other expenditure</b>	<b>38,88.33</b>	<b>7,06.39.</b>	<b>45,94.72</b>
<b>Principal Sources of Funds-</b>			
Revenue Deficit/Surplus	7,73.98	5,50.36	13,24.34
<b>Debt-</b>			
Market Loans bearing interest	15,40.57	2,42.06	17,82.63
Market Loans not bearing interest	0.10	-0.06	0.04
Other Loans	(c) 5,61.86	78.50	6,40.36
Ways and Means Advances from the Reserve Bank of India	1,18.01	(-)22.69	95.32

(b) Please see foot note at page 191.

(c) Please see foot note at page 185.


## STATEMENT NO. 15-Concl'd.

Heads	On 1st April 2006	During the year 2006-2007 (In crores of rupees)	On 31st March 2007
Loans and Advances from the Central Government	4,20.80	- 17.14	4,03.66
Small Savings, Provident Funds, etc.	(d) 4,26.23	-7.09	4,19.14
<b>Total-Debt</b>	<b>30,67.57</b>	<b>2,73.58</b>	<b>33,41.15</b>
Contingency Fund	0.35	.0	0.35
Reserve Funds	-0.84	1.11	0.27
<i>Net-Balance under deposits and advances, etc., other than those shown separately</i>	- 1,61.99	31.61	- 1,30.38
Remittances	- 1,52.34	- 77.75	- 2,30.09
<b>Total-Debt and other obligations</b>	<b>27,52.75</b>	<b>2,28.55</b>	<b>29,81.30</b>
<i>Deduct-Cash Balance</i>	- 3,32.17	50.71	- 2,81.46
<i>Deduct-Investments</i>	- 22.34	21.81	- 0.53
<i>Net-Provision of funds</i>	38,81.24	7,06.39	45,87.63 (y)

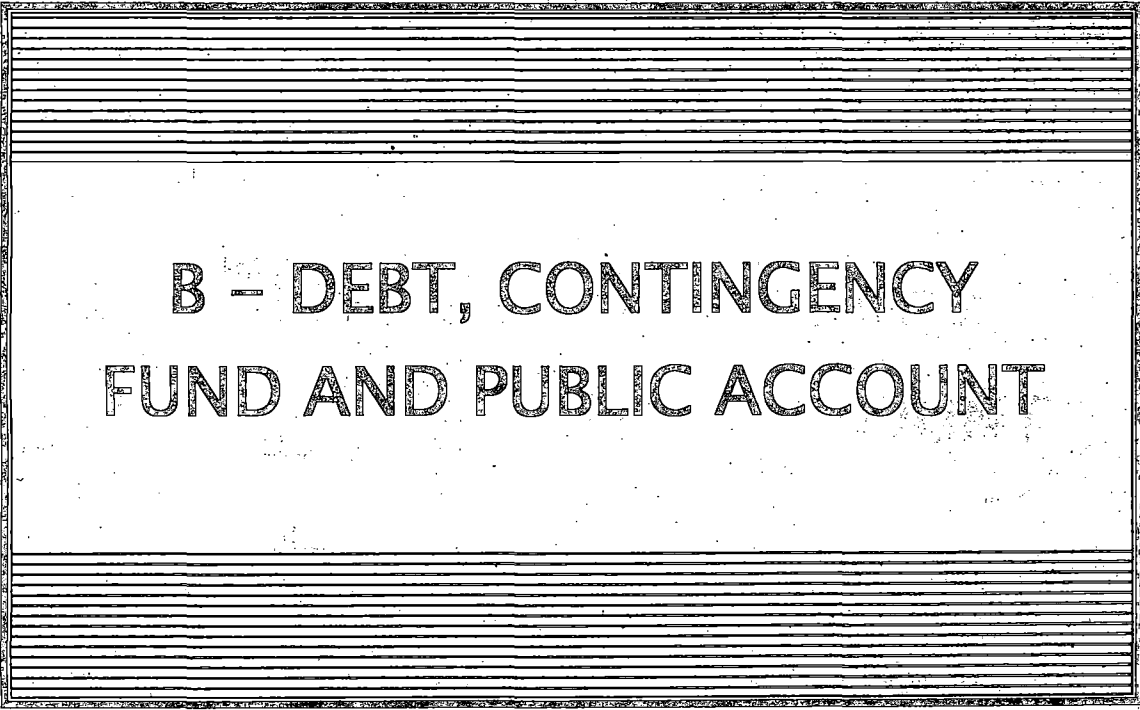
(y) *The difference of Rs7.09 crores between the net capital and other expenditure on 31 March, and the net provision of funds is explained below :-*

	( In crores of rupees )
1. Net effect of balance transferred <i>proforma</i> to the State as on 30 <sup>th</sup> November 1963.	7.23
2. Balance dropped <i>proforma</i> as on 1st April, 1974 due to (i) restructuring of accounting classification	- 0.03
(ii) exclusion of Rs.0.11 crore relating to "(e)-Miscellaneous-Miscellaneous Government Account".	- 0.11
<b>Total</b>	<b>7.09</b>

(d) Please see foot note at page 164.







**B - DEBT, CONTINGENCY  
FUND AND PUBLIC ACCOUNT**

**STATEMENT NO. 16**  
**DETAILED STATEMENT OF RECEIPTS, DISBURSEMENTS AND BALANCES**  
**UNDER HEADS OF ACCOUNT - RELATING TO DEBT, CONTINGENCY FUND**  
**AND PUBLIC ACCOUNT**

Head of Account	Opening balance as on 1st April 2006	Receipts	Disbursements	Closing balance as on 31st March 2007
(1)	(2)	(3)	(4)	(5)
		(Rupees in thousands)		
<b>PART I-CONSOLIDATED FUND-</b>				
Receipt Heads (Revenue Account) (b)		27,72,50,95	(a)	
Expenditure Heads (Revenue Account) ©			22,22,14,56	(a)
Expenditure Heads (Capital Account) (d)			7,10,47,54	(a)
<b>E. Public Debt-</b>				
6003 Internal Debt of the State Government (z)	Cr. 22,20,53,92	7,21,04,27	4,23,23,30	Cr. 25,18,34,89
6004 Loans and Advances from the Central Government	Cr. 4,20,80,25	1,15,05	18,29,39	Cr. 4,03,65,91
<b>Total - E Public Debt (A)</b>	<b>Cr. 26,41,34,17</b>	<b>7,22,19,32</b>	<b>4,41,52,69</b>	<b>Cr. 29,22,00,80</b>

**F. LOANS AND ADVANCES**

6216	Loans for Housing	Dr.	44,35	15,58	Dr.	28,77
6401	Loans for Crop Husbandry	Dr.	28,95		Dr.	28,95
6403	Loans for Animal Husbandry	Dr.	12,12		Dr.	12,12
6405	Loans for Fisheries	Dr.	2,97		Dr.	2,97

- (a) Closed to Government Account.  
(b) For Detailed account, please see Statement No.11  
(c) For Detailed account, please see Statement No.12  
(d) For Detailed account, please see Statement No.13  
(A) For Detailed account, please see Statement No.17  
(x) Please refer to explanatory note 2 in Statement No.8  
(z) OB differs from last year's CB with accounts figure by Rs.89,06,87 thousand due to rectification of earlier year's error.

**STATEMENT NO. 16 - Contd.**

Head of Account (1)	Opening balance as on 1st April 2006 (2)	Receipts (3)	Disbursements (4)	Closing balance as on 31st March 2007 (5)	
<b>PART 1-CONSOLIDATED FUND-</b>					
<b>F. LOANS AND ADVANCES-Concl.</b>					
6425	Loans for Co-operation	Dr. 23,73,12	1,98,48	4,25	Dr. 21,78,89
6851	Loans for Village and Small Industries	Dr. 29,26	...	...	Dr. 29,26
6860	Loans for Consumer Industries	Dr. (a) 1,87,30	...	...	Dr. 1,87,30
7610	Loans for Fisheries	Dr. (a) 3,49,41	2,18,61	(y) 19,80	Dr. 1,50,60
	<b>Total - F. Loans and Advances (B)</b>	Cr. 30,27,48	4,32,67	24,05	Dr. 26,18,86
	<b>Total-Part-1 CONSOLIDATED FUND RECEIPTS/ DISBURSEMENTS</b>		34,99,02,94	33,74,38,84	

(B) For detailed account please see Statement No.18

(a) OB differs from Last year's CB due to rectification of wrong accounting / adjustments in the accounts of earlier years

(y) Decreased by Rupees one thousand due to computerized rounding.

## STATEMENT NO. 16 - Contd.

Head of Account (1)	Opening balance as on 1st April 2006 (2)	Receipts (3)	Disbursements (4)	Closing balance as on 31st March 2007 (5)
(Rupees in thousands)				
<b>PART II-CONSOLIDATED FUND-</b>				
8000	Contingency Fund-			
201	Appropriation from the Consolidated Fund			
	Cr.	35,00		Cr. 35,00
	<b>Total-8000 Contingency Fund</b>	Cr.	35,00	Cr. 35,00
	<b>TOTAL PART-II CONTINGENCY FUND</b>	Cr.	35,00	Cr. 35,00
<b>PART III-PUBLIC ACCOUNT-</b>				
I.				
SMALL SAVINGS, PROVIDENT FUNDS, ETC.				
(a)	National Small Savings Funds-			
8007	Investment of National Small Saving Fund (y)			
8008	Income and Expenditure of National Small Savings Fund			
	Dr.	24,98,66		Dr. 24,98,66
	<b>Total-(a) National Small Savings Funds</b>	Dr.	24,98,66	Dr. 24,98,66
(b)	State Provident Fund-			
8009	State Provident Fund			
	Cr.	4,43,08,01	93,06,81	99,30,14 Cr. 4,36,84,68
	<b>Total - (b) State Provident Fund</b>	Cr.	4,43,08,01	93,06,81 99,30,14 Cr. 4,36,84,68
	<b>Total - (a and b)</b>	Cr.	4,18,09,35	93,06,81 99,30,14 Cr. 4,11,86,02

(y) Balance proforma transferred to the M.H. 6003-111 for link up of budgetary provision.

## STATEMENT NO. 16 - Contd.

Head of Account (1)	Opening balance as on 1st April 2006 (2)	Receipts (3)	Disbursements (4)	Closing balance as on 31st March 2007 (5)
(Rupees in thousands)				
<b>PART III-PUBLIC ACCOUNT- Contd.</b>				
<b>(c) Other Accounts-</b>				
8011 Insurance and Pension Funds	Cr. 8,13,39	2,15,47	3,01,44	Cr. 7,27,42
<b>Total-(c) Other Accounts</b>	<b>Cr. 8,13,39</b>	<b>2,15,47</b>	<b>3,01,44</b>	<b>Cr. 7,27,42</b>
<b>Total- I. SMALL SAVINGS, PROVIDENT FUNDS, ETC.</b>	<b>Cr. 4,26,22,74</b>	<b>95,22,28</b>	<b>1,02,31,58</b>	<b>Cr. 4,19,13,44</b>
<b>J RESERVE FUNDS-</b>				
<b>(b) Reserve Fund not bearing Interest</b>				
8222 Sinking Fund				
01 Appropriation for reduction or avoidance of Debt				
101 Sinking Fund	...	...	4,00,00	Dr. 4,00,00
02 Sinking Fund Investment Account	...	...		
101 Sinking Fund Investment Account			12,17,00	Dr. 12,17,00
<b>Total-8222, Sinking Funds</b>			<b>16,17,00</b>	<b>Dr. 16,17,00</b>
8226 Depreciation/Renewal Reserve Fund-				
102 Depreciation of Reserve Fund of Government Non-Commercial Department	Cr. 7,00	...	...	Cr. 7,00
<b>Total-8226, Depreciation/ Renewal Reserve Fund</b>	<b>Cr. 7,00</b>	<b>...</b>	<b>...</b>	<b>Dr. 7,00</b>
8235 General and Other Reserve Funds-				
111 Calamity Relief Fund	Cr. 1,76,30	5,64,25	4,53,00	Cr. 2,87,55

**STATEMENT NO. 16 - Contd.**

Head of Account (1)	Opening balance as on 1st April 2006 (2)	Receipts (3)	Disbursements (4)	Closing balance as on 31st March 2007 (5)
------------------------	---	-----------------	----------------------	--

(Rupees in thousands)

**PART III-PUBLIC ACCOUNT- Contd.****J RESERVE FUNDS- Concl'd.****(b) Reserve Fund not bearing Interest- Concl'd.**

112	Calamity Relief Fund Investment Account	Dr.	16,57,78	...	5,64,25	Dr.	22,22,03
	<b>Total-8235; General and Other Reserve Funds-</b>	Cr.	1,76,30	5,64,25	4,53,00	Cr.	2,87,55
	Gross Balance Investment	Dr.	16,57,78	...	5,64,25	Dr.	22,22,03
	<b>Total-(b) Reserve Funds not bearing Interest</b>	Cr.	1,83,30	5,64,25	4,53,00	Cr.	2,94,55
	Gross Balance Investment	Dr.	16,57,78		21,81,25	Dr.	38,39,03
	<b>Total-J. Reserve Funds-</b>	Cr.	1,83,30	5,64,25	4,53,00	Cr.	2,94,55
	Gross Balance Investment	Dr.	16,57,78	...	21,81,25	Dr.	38,39,03

**K. DEPOSITS AND ADVANCES****(b) Deposits not bearing Interest-**

8443	Civil Deposits						
101	Revenue Deposits	Cr.	21,07,61	...	60,01	Cr.	20,47,60
102	Customs and Opium Deposits	Cr.	2,09	...		Cr.	2,09
103	Security Deposits	Cr.	2,28,08	...	1,44	Cr.	2,26,64
104	Civil Courts Deposits	Cr.		...		Cr.	
106	Personal Deposits	Cr.	2,39	...		Cr.	2,39

**STATEMENT NO. 16 - Contd.**

Head of Account	Opening balance as on 1st April 2006	Receipts	Disbursements	Closing balance as on 31st March 2007	
(1)	(2)	(3)	(4)	(5)	
	(Rupees in thousands)				
<b>PART III-PUBLIC ACCOUNT- Contd.</b>					
<b>K. DEPOSITS AND ADVANCES- Contd.</b>					
<b>(b) Deposits not bearing Interest- Concl'd.</b>					
108	Public Works Deposits	Cr. 62,15,46	1,07,85,13	15,52,83	Cr. 1,54,47,76
109	Forest Deposits	Cr. ...	...	...	Cr. ...
	Deposits in connection with				
121	Election	Cr. 4,57	...	...	Cr. 4,57
800	Other Deposits	Cr. 35,74,92	1,64	31,45	Cr. 35,45,11
	<b>Total-8443, Civil Deposits</b>	Cr. 1,21,35,12	1,07,86,77	16,45,73	Cr. 2,12,76,16
8448					
	Funds of the Indian Council of				
106	Agricultural Research	Cr. 0,66	...	...	Cr. 0,66
108	State Housing Boards Funds	Cr. (a) 1,58	...	...	Cr. 1,58
	<b>Total-8448, Deposits of Local</b>				
	Funds	Cr. 2,24	...	...	Cr. 2,24
8449					
120	Miscellaneous Deposits	Cr. 1,97	...	...	Cr. 1,97
	<b>Total-8448, Deposits of Local</b>				
	Funds	Cr. 1,97	...	...	Cr. 1,97
	<b>Total-(b) Deposits not bearing</b>				
	Interest	Cr. 1,21,39,33	1,07,86,77	16,45,73	Cr. 2,12,80,37

(a) Increased by Rupees one thousand due to proforma correction.

**STATEMENT NO. 16 - Contd.**

Head of Account (1)	Opening balance as on 1st April 2006 (2)	Receipts (3)	Disbursements (4)	Closing balance as on 31st March 2007 (5)
(Rupees in thousands)				
<b>PART III-PUBLIC ACCOUNT- Contd.</b>				
<b>K. DEPOSITS AND ADVANCES- Concl'd.</b>				
<b>(C) Advances-</b>				
8550 Civil Advances				
101 Forest Advances	Dr. 1,01,37	19,62,09	19,22,62	Dr. 61,90
102 Revenue Advances	Dr. 0,92	...	...	Dr. 0,92
103 Other Departmental Advances	Dr. (a) 46,26	5,69	...	Dr. 40,57
104 Other Advances	Dr. 71,06	...	...	Dr. 71,06
<b>Total-8550, Civil Advances</b>	Dr. 2,19,61	19,67,78	19,22,62	Dr. 1,74,45
<b>Total-(c) Advances</b>	2,19,61	19,67,78	19,22,62	Dr. 1,74,45
<b>Total-K. DEPOSITS AND ADVANCES</b>	Cr. 1,19,19,72	1,27,54,55	35,68,35	Cr. 2,11,05,92

**L. SUSPENSE AND MISCELLANEOUS-****(b) Suspense-**

8658 Suspense Accounts-				
Pay and Accounts Office				
101 Suspense	Dr. 15,97,75	1,36,90	1,31,67	Dr. 15,92,52
102 Suspense Account (Civil)	Dr. 52,64,41	2,18	80,08	Dr. 53,42,31
Cash Settlement Suspense				
107 Account	Dr. 34,87,20	...	...	Dr. 34,87,20
Reserve Bank Suspense-				
109 Headquarters	Cr. (b)23,33,77	-2,15,33	2,84,49	Cr. 18,33,95
110 Reserve Bank Suspense	Dr. 39,56,06	15,16	24,19,49	Dr. 63,60,39
Tax Deducted at Source (TDS)				
112 Suspense	Cr. 1,03,76	7,88	1,97	Cr. 1,09,67
113 PF Suspense	Cr. 37,25	-27,17	...	Cr. 10,08

(a)&amp;(b) Increased by Rupees one thousand due to proforma correction.

)



## STATEMENT NO. 16 - Contd.

Head of Account (1)	Opening balance as on 1st April 2006 (2)	Receipts (3)	Disbursements (4)	Closing balance as on 31st March 2007 (5)
(Rupees in thousands)				
<b>PART III-PUBLIC ACCOUNT- Contd.</b>				
<b>L SUSPENSE AND MISCELLANEOUS- Contd.</b>				
<b>(b) Suspense- Concl'd</b>				
123	A.I.S. Officer's Group Insurance Scheme	Cr. 29,98	0,13	Cr. 30,11
129	Material Purchase Settlement Account	Cr. 37,36,12	40,53,41	Cr. 16,63,35
	<b>Total-8658. Suspense Accounts</b>	Dr. 80,64,54	39,73,16	Dr. 1,31,35,26
	Total-(b) Suspense	Dr. 80,64,54	39,73,16	Dr. 1,31,35,26
<b>(c) Other Accounts-</b>				
<b>8670 Cheques and Bills-</b>				
103	Departmental Cheques	Dr. 6,77,41	...	95,20 Dr. 7,72,61
	<b>Total-8670. Cheques and Bills</b>	Dr. 6,77,41	...	95,20 Dr. 7,72,61
<b>8671 Departmental Balances-</b>				
101	Civil	Dr. 1,72,51,13	2,40,93,71	2,49,53,06 Dr. 1,81,10,48
	<b>Total-8671. Departmental Cheques</b>	Dr. 1,72,51,13	2,40,93,71	2,49,53,06 Dr. 1,81,10,48
<b>8672 Permanent Cash Imprest-</b>				
101	Civil	Dr. 0,30	...	... Dr. 0,30
	<b>Total-8672. Permanent Cash Imprest</b>	Dr. 0,30	...	... Dr. 0,30

**STATEMENT NO. 16 - Contd.**

Head of Account (1)	Opening balance as on 1st April 2006 (2)	Receipts (3)	Disbursement s (4)	Closing balance as on 31st March 2007 (5)
(Rupees in thousands)				
<b>PART III-PUBLIC ACCOUNT- Contd.</b>				
<b>L SUSPENSE AND MISCELLANEOUS- Concl.</b>				
<b>(c) Other Accounts- Concl.</b>				
8673	Cash Balance Investment Account-			
101	Cash Balance Investment Account	Dr. ... 30,36,61,00	30,36,61,00	Dr. ...
	<b>Total-8673. Cash Balance Investment Account</b>	Dr. ... 30,36,61,00	30,36,61,00	Dr. ...
	Total-(c) Other Accounts	Dr. 1,79,28,84	32,77,54,71	Dr. 1,88,83,39
	Total-L. Suspense and Miscellaneous	Dr. 2,59,93,38	33,17,27,87	Dr. 3,20,18,65
<b>M. REMITTANCES-</b>				
<b>(a) Money Orders and Other Remittances</b>				
8782	Cash Remittances and Adjustments between Officers Rendering Account to the same Accounts Officer-			
101	Cash Remittances between Treasuries and Currency Chest	Dr. 43,05,29	72,65,48	79,39,09 Dr. 49,78,90
102	Public Works Remittances	Dr. 49,63,96	7,42,22,93	7,79,27,75 Dr. 86,68,78

## STATEMENT NO. 16 - Contd.

Head of Account (1)	Opening balance as on 1st April 2006 (2)	Receipts (3)	Disbursements (4)	Closing balance as on 31st March 2007 (5)
(Rupees in thousands)				
<b>PART III-PUBLIC ACCOUNT- Contd.</b>				
<b>M. REMITTANCES-</b>				
<b>(a) Money Orders and Other Remittances- Concltd.</b>				
103 Forest Remittances Reserve Bank of India	Dr. 38,83,64	48,61,00	82,23,52	Dr. 72,46,16
105 Remittances	Dr. 6,26,08	...	...	Dr. 6,26,08
110 Miscellaneous Remittances Nagaland & Manipur	Cr. 0,01	...	...	Cr. 0,01
112 Remittances	Cr. 69,62	...	...	Cr. 69,62
Total-8782. Cash Remittances and Adjustments between Officers Rendering Accounts to the same Accounts Officer	Dr. 1,37,09,34	8,63,49,41	9,40,90,36	Dr. 2,14,50,29
Total-(a) Money orders and Other Remittances	Dr. 1,37,09,34	8,63,49,41	9,40,90,36	Dr. 2,14,50,29
<b>M. REMITTANCES-</b>				
<b>(b) Inter-Government Adjustment Account</b>				
8793 Inter-State Suspense Account	Dr. 24,83	...	33,77	Dr. 58,60
Total-(b) Inter Government Adjustment Account	Dr. 24,83	...	33,77	Dr. 58,60
Total-M. Remittances	Dr. 1,37,34,17	8,63,49,41	9,41,24,13	Dr. 2,15,08,89
<b>TOTAL-PART III PUBLIC ACCOUNT RECEIPTS/ DISBURSEMENTS</b>		44,09,18,36	44,83,11,45	
<b>TOTAL-PART I, II &amp; III RECEIPTS/ DISBURSEMENTS</b>		79,08,21,30	78,57,50,29	

## STATEMENT NO. 16 - Concl'd.

Head of Account	Opening balance as on 1st April 2006	Receipts	Disbursements	Closing balance as on 31st March 2007
(1)	(2)	(3)	(4)	(5)
(Rupees in thousands)				
<b>PART III-PUBLIC ACCOUNT- Concl'd.</b>				
<b>N. CASH BALANCE-</b>				
8999 Cash Balance		-3,32,16,87		
Closing Balance			-2,81,45,86	
<b>GRAND TOTAL</b>		<b>75,76,04,43</b>	<b>75,76,04,43</b>	

## ABSTRACT OF OPENING AND CLOSING CASH BALANCES

	OPENING BALANCE	CLOSING BALANCE
	(In thousands of rupees)	
101 Cash in Treasuries	16,17	17,91
102 Deposits with Reserve Bank (a)	-3,32,33,04	-2,81,63,77
<b>Total</b>	<b>-3,32,16,87</b>	<b>-2,81,45,86 (e)</b>

(e) There was a net difference of Rs.(-) 2,15,04,47 thousand between the figures reflected in the accounts (Rs.(-)2,81,45,86 thousand and that intimated by the Reserve Bank of India (Rs.(-) 66,41,39 regarding 'Deposits with Reserve Bank' included in the cash balance. The difference is under reconciliation (October, 2007).

(a) OB differs from last year's CB due to proforma correction.

**STATEMENT NO.17 - DETAILED STATEMENT OF DEBT AND  
OTHER INTEREST BEARING OBLIGATIONS OF GOVERNMENT**

Description of Debt	When raised	Balance as on 1 <sup>st</sup> April-2006	Additions during the year	Discharges during the year	Balance as on 31 <sup>st</sup> March-2007
(1)	(2)	(3)	(4)	(5)	(6)
(In thousand of rupees)					
<b>E. Public Debt -</b>					
<b>6003 Internal Debt of the State Government-(a)</b>					
101. Market Loans		1540,66,98	293,50,73	51,51,20	1782,66,51
103. Loans from Life Insurance Corporation of India		74,57,27	30,39,74	6,46,81	98,50,20
104. Loans from General Insurance Corporation of India		26,55,91	1,00,00	58,93	26,96,98
105. Loans from the National Bank for Agriculture and Rural Development		67,90,25	31,43,13	9,02,22	90,31,16
108. Loans from National Co-operative Development Corporation		11,54,95	1,40,51	12,00,83	94,63
109. Loans from other Institutions		292,20,69	80,87,34	53,26,82	319,81,21
110. Ways and Means Advances from the Reserve Bank of India		118,01,00	266,70,82	2,89,39,82	95,32,00
111. Special Securities issued to National Small Savings Fund of the Central Government		(b)89,06,87	15,72,00	96,67	103,82,20
<b>Total-6003. Internal Debt of the State Government</b>		<b>2220,53,92</b>	<b>721,04,27</b>	<b>423,23,30</b>	<b>2518,34,89</b>

(a) Details of individual loans are shown in the Annexure to this Statement.

Please see footnote at page 184

(b) Please see footnote at page 162.

**STATEMENT NO.17 - Contd.**

Description of Debt (1)	When raised (2)	Balance as on 1 <sup>st</sup> April-2006 (3)	Additions during the year (4)	Discharges during the year (5)	Balance as on 31 <sup>st</sup> March-2007 (6)
(In thousand of rupees)					
<b>E. Public Debt – Contd.</b>					
<b>6004</b>					
<b>Loans and Advances from the Central Government- (a)</b>					
<b>01. Non-Plan Loans-</b>					
101.	Loans to cover gap in resources	29,06	...	...	...
102.	Share of Small Savings Collections	2,40,61	(x) -5,98	29,86	2,04,77
201.	House Building Advances	41,67	...	9,47	32,20
<b>800. Other Loans-</b>					
	Modernisation of Police Force	20,83,62	...	76,87	20,06,75
<b>Total-01. Non-Plan Loans</b>		<b>23,94,96</b>	<b>-5,98</b>	<b>1,16,20</b>	<b>22,72,78</b>
<b>02. Loans for State/Union Territory Plan Schemes-</b>					
101.	Block Loans	357,57,53	(x) -3,03,02	14,18,67	340,35,84
<b>Total-02. Loans for State/Union Territory Plan Schemes</b>		<b>357,57,53</b>	<b>-3,03,02</b>	<b>14,18,67</b>	<b>340,35,84</b>
<b>03. Loans for Central Plan Schemes-</b>					
800.	Other Loans-	1,54,79	...	32,98	1,21,81
<b>Total-03. Loans for Central Plan Schemes</b>		<b>1,54,79</b>	<b>...</b>	<b>32,98</b>	<b>1,21,81</b>

## STATEMENT NO.17 - Contd.

Description of Debt	When raised	Balance as on 1 <sup>st</sup> April-2006	Additions during the year	Discharges during the year	Balance as on 31 <sup>st</sup> March-2007
(1)	(2)	(3)	(4)	(5)	(6)
(In thousand of rupees)					
<b>E. Public Debt – Contd.</b>					
<b>6004 Loans and Advances from the Central Government- (a)</b>					
<b>04. Loans for Centrally Sponsored Plan Schemes-</b>					
800. Other Loans-		17,89,35	4,44,21	1,27,40	21,06,16
<b>Total-04. Loans for Centrally Sponsored Plan Schemes</b>		<b>17,89,35</b>	<b>4,44,21</b>	<b>1,27,40</b>	<b>21,06,16</b>
<b>6004 Loans and Advances from the Central Government (a)</b>					
<b>05. Loans for Special Schemes -</b>					
101. Schemes of North Eastern Council		11,49,59	...	46,18	11,03,41
<b>Total-05. Loans for Special Schemes</b>		<b>11,49,59</b>	<b>...</b>	<b>46,18</b>	<b>11,03,41</b>
<b>06. Ways and Means Advances-</b>					
800. Other Ways and Means Advances		...	...	...	...
<b>Total-06. Ways and Means Advances</b>		<b>...</b>	<b>...</b>	<b>...</b>	<b>...</b>

(a) *Details of individual loans are shown in the Annexure to this statement.*

## STATEMENT NO.17 - Contd.

Description of Debt	When raised	Balance as on 1 <sup>st</sup> April-2006	Additions during the year	Discharges during the year	Balance as on 31 <sup>st</sup> March- 2007
(1)	(2)	(3)	(4)	(5)	(6)
(In thousand of rupees)					
<b>E. Public Debt – Contd.</b>					
<b>6004</b>					
<b>Loans and Advances from the Central Government- (a)</b>					
<b>07. Pre-1984-85 Loans-</b>					
105. Small Savings Loans		5,20	(x) -0,48	2,40	2,32
108. 1979-84 Consolidated Loans		8,28,83	(x) -19,68	85,56	7,23,59
<b>Total-07. Pre-1984-85 Loans</b>		<b>8,34,03</b>	<b>-20,16</b>	<b>87,96</b>	<b>7,25,91</b>
<b>Total-6004. Loans and Advances from the Central Government</b>		<b>420,80,25</b>	<b>1,15,05</b>	<b>18,29,39</b>	<b>403,65,91</b>
<b>Total-E. Public Debt</b>		<b>2641,34,17</b>	<b>722,19,32</b>	<b>441,52,69</b>	<b>2922,00,80</b>
<b>I. Small Savings, Provident Funds, etc.-</b>					
<b>(a) National Small Savings Fund</b>					
<b>8007 Investment of National Small Saving Fund</b>					
103 Investment in Special State Govt. Security		...	...	...	...
<b>Total-8007 Investment in Special State Govt. Security</b>		<b>...</b>	<b>...</b>	<b>...</b>	<b>...</b>

- (a) *Details of individual loans are shown in the Annexure to this Statement.*  
(x) *Includes a Debt relief of Rs.(-)3,67,69 thousand given by Ministry of Finance, Department of Expenditure, Government of India on Repayment of Consolidated Loan.*



## STATEMENT NO.17 - Contd.

Description of Debt	When raised	Balance as on 1 <sup>st</sup> April-2006	Additions during the year	Discharge s during the year	Balance as on 31 <sup>st</sup> March-2007
(1)	(2)	(3)	(4)	(5)	(6)
(In thousand of rupees)					
<b>E. Public Debt – Contd.</b>					
<b>I. Small Savings, Provident Funds, etc.- conclud.</b>					
<b>(a) National Small Savings Fund -conclud.</b>					
<b>8008 Income and Expenditure of National Small Saving Fund</b>					
<b>I Income from Investment of Small Savings Collection</b>					
103 Interest on Investment in Special State Government Securities (x)		(Dr.)24,98,66	...	...	(Dr.)24,98,66
<b>Total-8008 Income and Expenditure of National Small Saving Fund</b>		(Dr.)24,98,66	...	...	(Dr.)24,98,66
<b>Total-(a) National Small Savings Fund</b>		(Dr.)24,98,66	...	...	(Dr.)24,98,66
<b>(b) State Provident Funds-</b>					
<b>8009 State Provident Funds-</b>					
<b>01. Civil-</b>					
101. General Provident Funds		438,80,12	92,30,68	98,89,00	432,21,80
102. Contributory Provident Fund		2,32,67	38,81	18,89	252,59
104. All India Services Provident Fund		1,95,22	37,32	22,25	210,29
<b>Total-01. Civil</b>		443,08,01	93,06,81	99,30,14	436,84,68
<b>Total-8009. State Provident Funds</b>		443,08,01	93,06,81	99,30,14	436,84,68
<b>Total-(b) Provident Funds</b>		443,08,01	93,06,81	99,30,14	436,84,68

## STATEMENT NO.17 - Contd.

Description of Debt (1)	When raised (2)	Balance as on 1 <sup>st</sup> April-2006 (3)	Additions during the year (4)	Discharge s during the year (5)	Balance as on 31 <sup>st</sup> March-2007 (6)
(In thousand of rupees)					
<b>E. Public Debt – Contd.</b>					
<b>(c) Other Accounts-</b>					
<b>Insurance and Pension</b>					
<b>8011. Funds-</b>					
102. Family Pension Funds State Government		4,20,73	0,01	...	4,20,74
107. Employees' Group Insurance Scheme		3,92,66	2,15,46	3,01,44	3,06,68
<b>Total-8011. Insurance and Pension Funds</b>		8,13,39	2,15,47	3,01,44	7,27,42
<b>Total-(c) Other Accounts</b>		8,13,39	2,15,47	3,01,44	7,27,42
<b>Total-I. Small Savings, Provident Funds, etc.</b>		(b)426,22,74	95,22,28	102,31,58	419,13,44
<b>GRAND TOTAL -</b>		3067,56,91	817,41,60	543,84,27	3341,14,24

(b) OB differs from last year's CB with accounts figure by Rs.89,06,87 thousand due to rectification of earlier year's error.

**ANNEXURE TO STATEMENT NO.17 - Contd.**

Description of Debt	When raised	Balance as on 1 <sup>st</sup> April-2006	Additions during the year	Discharges during the year	Balance as on 31 <sup>st</sup> March-2007
(1)	(2)	(3)	(4)	(5)	(6)
(In thousand of rupees)					
<b>E. Public Debt – Contd.</b>					
<b>6003. Internal Debt of the State Government</b>					
<b>101. Market Loans</b>					
<b>(i) Market Loans bearing interest-</b>					
6.40% Nagaland State Development Loans 2013	3/2003	57,65,00	...	...	57,65,00
6.35% Nagaland State Development Loans 2013	6/2003	7,35,00	...	...	7,35,00
6.20% Nagaland State Development Loans 2013	7/2003	8,40,00	...	...	8,40,00
6.20% Nagaland State Development Loans 2015	8/2003	8,40,00	...	...	8,40,00
8.85% Nagaland State Development Loans 2015	10/2003	82,15,00	...	...	82,15,00
5.90% Nagaland State Development Loans 2017	1/2004	42,00,00	...	...	42,00,00
8.58% Nagaland State Development Loans	2/2004	21,00,00	...	...	21,00,00
8.5% Tax Free Government Special Bonds (Power Bonds)	9/2003	78,92,00	...	7,89,20	71,02,80
13.5% Nagaland State Development Loans 2007	5/1997	52,40,00	...	...	52,40,00
12.50% Nagaland State Development Loans 2008 October	10/1998	30,73,00	...	...	30,73,00
12.15% Nagaland State Development Loans 2008 April	4/1998	50,00,00	...	...	50,00,00
12.25% Nagaland State Development Loans 2009 April	4/1999	50,00,00	...	...	50,00,00
11.85% Nagaland State Development Loans 2009 September	9/1999	63,65,00	...	...	63,65,00

## ANNEXURE TO STATEMENT NO.17 - Contd.

Description of Debt	When raised	Balance as on 1 <sup>st</sup> April-2006 (3)	Additions during the year (4)	Discharges during the year (5)	Balance as on 31 <sup>st</sup> March-2007 (6)
(1)	(2)	(3)	(4)	(5)	(6)
(In thousand of rupees)					
<b>E. Public Debt – Contd.</b>					
<b>6003. Internal Debt of the State Government-</b>					
<b>101. Market Loans-</b>					
<b>(i) Market Loans bearing interest-</b>					
10.52% Nagaland State Development Loans 2010	4/2000	50,00,58	...	...	50,00,58
10.82% Nagaland State Development Loans 2011	1/2001	54,95,00	...	...	54,95,00
13.75% Nagaland State Development Loans 2007	1/1997	3,97,00	...	3,97,00	0,00
11% Nagaland State Development Loans 2001 September	12/1986	9,85,00	...	...	9,85,00
11.50% Nagaland State Development Loans 2008 September	9/1988	12,84,00	...	...	12,84,00
8.75% Nagaland State Development Loans 2000 September	8/1984	61,78	...	...	61,78
11.50% Nagaland State Development Loans 2009 September	9/1989	15,06,00	...	...	15,06,00
11% Nagaland State Development Loans 2002 September	9/1987	50,00	...	...	50,00
11.50% Nagaland State Development Loans 2010 September	9/1990	14,37,00	...	...	14,37,00
11.50% Nagaland State Development Loans 2011 September	7/1991	5,92,00	...	...	5,92,00

## ANNEXURE TO STATEMENT NO.17 - Contd.

Description of Debt	When raised	Balance as on 1 <sup>st</sup> April-2006	Additions during the year	Discharges during the year	Balance as on 31 <sup>st</sup> March-2007
(1)	(2)	(3)	(4)	(5)	(6)
(In thousand of rupees)					
<b>E. Public Debt -- Contd.</b>					
<b>6003. Internal Debt of the State Government-</b>					
<b>101. Market Loans-</b>					
<b>(i) Market Loans bearing interest-</b>					
12.50 September	Nagaland State Development Loans 2011 10/1991	9,88,00	...	...	9,88,00
13% September	Nagaland State Development Loans 2007 8/1992	18,97,40	...	...	18,97,40
13.85 %	Nagaland State Development Loans 2006 5/1996	39,65,00	...	39,65,00	...
10.35 %	Nagaland State Development Loans 2011 5/2001	35,00,00	...	...	35,00,00
9.45%	Nagaland State Development Loans 2011 10/2001	43,00,00	...	...	43,00,00
8.30%	Nagaland State Development Loans 2012 1/2002	57,65,05	...	...	57,65,05
8%	Nagaland State Development Loans 2012 3/2002	20,15,16	...	...	20,15,16
7.8%	Nagaland State Development Loans 2012 4/2002	36,33,33	...	...	36,33,33
7.8%	Nagaland State Development Loans 2012 8/2002	53,49,00	...	...	53,49,00
6.8%	Nagaland State Development Loans 2012 12/2002	74,28,96	...	...	74,28,96
6.95%	Nagaland State Development Loans 2013 2/2003	7,00,00	...	...	7,00,00

## ANNEXURE TO STATEMENT NO.17 - Contd.

Description of Debt	When raised	Balance as on 1 <sup>st</sup> April-2006	Additions during the year	Discharges during the year	Balance as on 31 <sup>st</sup> March-2007
(1)	(2)	(3)	(4)	(5)	(6)
(In thousand of rupees)					
<b>E. Public Debt – Contd.</b>					
<b>6003. Internal Debt of the State Government-</b>					
<b>101. Market Loans-</b>					
<b>(i) Market Loans bearing interest-</b>					
6.75% Nagaland State Development Loans 2013	3/2003	6,99,02	...	...	6,99,02
5.60% Nagaland State Development Loans 2014	4/2004	62,00,00	...	...	62,00,00
6.35% Nagaland State Development Loans 2013	7/2004	42,50,00	...	...	42,50,00
7.36% Nagaland State Development Loans 2014	11/2004	34,27,00	...	...	34,27,00
7.32% Nagaland State Development Loans 2014	12/2004	21,00,00	...	...	21,00,00
7.02% Nagaland State Development Loans 2015	1/2005	1,80,00	...	...	1,80,00
7.17% Nagaland State Development Loans 2017	2/2005	2,04,00	...	...	2,04,00
7.77% Nagaland State Development Loans 2015	5/2005	59,56,60	...	...	59,56,60
7.53% Nagaland State Development Loans 2015	9/2005	125,09,00	...	...	125,09,00
7.61% Nagaland State Development Loans 2016	1/2006	24,17,00	...	...	24,17,00
7.69% Nagaland State Development Loans 2016	3/2006	45,00,00	...	...	45,00,00
7.95% Nagaland State Development Loans 2016	5/2006	...	120,07,00	...	120,07,00
7.82% Nagaland State Development Loans 2016	11/2006	...	43,36,63	...	43,36,63

## ANNEXURE TO STATEMENT NO.17 - Contd.

Description of Debt	When raised	Balance as on 1 <sup>st</sup> April-2006	Additions during the year	Discharges during the year	Balance as on 31 <sup>st</sup> March-2007	
(1)	(2)	(3)	(4)	(5)	(6)	
(In thousand of rupees)						
<b>E. Public Debt – Contd.</b>						
<b>6003. Internal Debt of the State Government-</b>						
<b>101. Market Loans-</b>						
<b>(i) Market Loans bearing interest-</b>						
7.81%	Nagaland State Development Loans 2016	12/2006	...	40,00,00	...	40,00,00
7.39%	Nagaland State Development Loans 2017	3/2007	...	90,13,10	...	90,13,10
<b>Total-(i) Market Loans Bearing Interest</b>			1540,57,88	293,56,73	51,51,20	1782,63,41
<b>(ii) Market Loans not bearing Interest - Concl.</b>						
<b>(ii) Market Loans not bearing Interest -</b>						
5.75%	Nagaland State Development Loans 1985	1973-74	4,86	(a) -4,86	0,00	0,00
6.50%	Nagaland State Development Loans 1989	1979-80	2,79	(a) -1,14	0,00	1,65
6.75%	Nagaland State Development Loans 1992	1980-81	0,75	...	...	0,75
7%	Nagaland State Development Loans 1993	1981-82	0,70	...	...	0,70
<b>Total-(ii) Market Loans not bearing interest</b>			9,10	-6,00	0,00	3,10
<b>Total-101. Market Loans</b>			1540,66,98	293,50,73	51,51,20	1782,66,51

(a) Rs.6,00 thousand written off to MH 6003-101-(ii) Market Loans not bearing interest and transferred to Revenue Receipt Heads Miscellaneous General Services.


## ANNEXURE TO STATEMENT NO.17 - Contd.

Description of Debt	When raised	Balance as on 1 <sup>st</sup> April-2006	Additions during the year	Discharges during the year	Balance as on 31 <sup>st</sup> March-2007
(1)	(2)	(3)	(4)	(5)	(6)
(In thousand of rupees)					
<b>E. Public Debt – Contd.</b>					
<b>6003. Internal Debt of the State Government-</b>					
103.	Loans from the Life Insurance Corporation of India	74,57,27	30,39,74	6,46,81	98,50,19
104.	Loans from General Insurance Corporation of India	26,55,91	1,00,00	58,93	26,96,98
105.	Loans from the National Bank for Agriculture and Rural Development	67,90,25	31,43,13	9,02,22	90,31,16
108.	Loans from National Co-operative Development Corporation	11,54,95	1,40,51	12,00,83	94,63
109.	Loans from other Institutions- Loans from Rural Electrification Corporation	50,19,71	7,52,88	5,62,68	52,09,91
	Loans from National Insurance Corporation <sup>(a)</sup>				
	Loans from Housing and Urban Development Corporation	165,24,23	73,34,47	31,50,01	207,08,69
	Loans from Unit Trust of India <sup>(b)</sup>				
	Loans from Peerless Loans from Power Finance Corporation	76,76,75	...	16,14,13	60,62,62
<b>Total-109. Loans from other Institutions</b>		<b>292,20,69</b>	<b>80,87,35</b>	<b>53,26,82</b>	<b>319,81,22</b>





COMPTROLLER AND AUDITOR GENERAL OF INDIA  
2007



## APPENDIX-V Concl'd.

Name of Department	Name of Schemes	Type of Schemes	Actuals		Total	Remarks
			Plan	Non Plan		
Power Projects	Kutir Jyoti Schemes	CSS	35,26		35,26	
Road Transport	Inter State Bus Terminus	CSS	2,43,00		2,43,00	
	Lands and Buildings	CSS	1,05,67		1,05,67	
Roads and Bridges	Roads and Bridges	CSS	20,62,27		20,62,27	
	Special Programme Roads (NLP)	CSS	96,00		96,00	
Irrigation and Flood Control	Statistical Cell	CSS	9,55		9,55	
	Command Area Development	CSS	15,10		15,10	
	Flood Control	CSS	2,69,55		2,69,55	
	Flood Control (CSS)	CSS	1,80,00		1,80,00	
Water Supply Schemes	Monitoring Cell	CSS	19,10		19,10	
	Investigation Cell	CSS	15,63		15,63	
	Computerisation	CSS	51,32		51,32	
	Swajaldhara	CSS	67,75		67,75	
	Accelerated Rural Water Supply Programme (RGNDWM)	CSS	39,36,52		39,36,52	
	Augmentation of Water Supply to State Capital	CSS	82,00		82,00	
S.C.E.R.T	Diet	CSS	3,85,14		3,85,14	
	Class Project	CSS	4,43,21		4,43,21	
	Buildings	CSS	97,50		97,50	
Horticulture	Development/Rejuvenation of Plantation Crops	CSS	2,28,18		2,28,18	
Land Resource Development	IWDP for various Districts	CSS	4,86,60		4,86,60	
State Institute of Rural Development	Rural Development Training Centre	CSS	1,85,78		1,85,78	
Total			2,66,80,66		2,66,80,66	

## APPENDIX-V Contd.

Name of Department	Name of Schemes	Type of Schemes	Actuals			Remarks
			Plan	Non Plan	Total	
	Agriculture Statistics	CSS	8,64		8,64	
	Agriculture Census	CSS	18,00		18,00	
	Fellow Management and system	CSS	12,00		12,00	
	National Watershed Development Programme for Reinfed Areas	CSS	7,52,50		7,52,50	
	Farm Water Management System	CSS	70,00		70,00	
	Pilot Project on Multiple Cropping	CSS	12,93		12,93	
	Agriculture Marketing and quality control	CSS	1,35,00		1,35,00	
Soil and Water Conservation	River Valley Project	CSS	3,00,00		3,00,00	
	Organic Farming	CSS	58,71		58,71	
Animal Husbandry and Dairy Development	Veterinary council	CSS	10,00		10,00	
	Animal Disease Surveillance	CSS	3,10,32		3,10,32	
	Rinder Pest Eradication Programme	CSS	15,00		15,00	
	Hatchery Units	CSS	1,70,00		1,70,00	
	Feed Manufacturing Centers	CSS	1,20,00		1,20,00	
	Sample Survey	CSS	9,05		9,05	
	Livestock Development Board	CSS	80,00		80,00	
	Rural Diary Centre, Dimapur	CSS	1,62,00		1,62,00	
	Persuasion	CSS	9,44		9,44	
Fisheries	Fish Farmers Development Agencies	CSS	1,44,00		1,44,00	
	Extension and Publicity	CSS	6,56		6,56	
	Integrated Fishery Development Programme	CSS	89,64		89,64	
Forest	Bamboo Plantation	CSS	6,31,90		6,31,90	
	Elephant Project	CSS	52,45		52,45	
Industries	Direction	CSS	2,00		2,00	
	PMRY	CSS	6,73		6,73	
	Handloom Development Scheme	CSS	12,16,56		12,16,56	
	Others	CSS	2,50,00		2,50,00	

## APPENDIX-V Contd.

Name of Department	Name of Schemes	Type of Schemes	Actuals			Remarks	
			Plan	Non Plan	Total		
Medical, Public Health and Family Welfare	NIDD Control Programme	CSS	3,00		3,00		
	Direction and Administration	CSS	37,94		37,94		
	Subordinate Establishment	CSS	70,77	50,35	1,21,12		
	Training of ANM/LHV	CSS	5,35		5,35		
	Family Welfare Sub-centres	CSS	4,79,74		4,79,74		
	Universal Immunisation Programme (District Level)	CSS	57,54	15,39	72,93		
	Universal Immunisation Programme (State HQ)	CSS	11,41		11,41		
	Accident and Trauma Centre	CSS	1,62,00		1,62,00		
	Urban Development	Special Development Fund for Nagaland and Schemes under NLCPR	CSS	8,14		8,14	
	Employment and Training	Modernisation of ITIs	CSS	1,48,89		1,48,89	
Strengthening of Existing ITI Building and Construction of New Building for ITI		CSS	68,83		68,83		
ICDS Scheme		CSS	15,45,81		15,45,81		
Social Security and Welfare	ICDS (Udisha Project)	CSS	25,00		25,00		
	Nutrition including NSAP	CSS	11,88,71		11,88,71		
	Construction of Anganwadi House (ICDS)	CSS	9,97,54		9,97,54		
Co-operation	Other Schemes	CSS	81,04		81,04		
	Other Schemes	CSS	94,26		9,26		
	Other Schemes	CSS	4,25		4,25		
Statistics Weights and Measures Agriculture	Economic Census	CSS	1,30		1,30		
	Laboratories	CSS	12,00		12,00		
	Consumer Forum	CSS	10,00		10,00		
	Development of oil Seeds	CSS	1,00,00		1,00,00		
	Tizit seed Farm	CSS	1,03,91		1,03,91		
	Farm Mechanisation	CSS	1,27,70		1,27,70		
	Manures and Fertilizers	CSS	49,99		49,99		
	Demonstration and supply of plant protection chemicals and equipment	CSS	50,00		50,00		
	ICDP	CSS	1,15,00		1,15,00		
	Sugarcane development Schemes	CSS	22,50		22,50		
	National Pulses Development Project	CSS	60,00		60,00		
	Development Programme Minikit Millet Maize	CSS	30,50		30,50		
	Farmers Training	CSS	14,00		14,00		
	Agriculture Information and publicity	CSS	1,05,10		1,05,10		

## APPENDIX-V

**Details of Expenditure of the Centrally Sponsored Schemes and Central Plan Schemes as Projected in Statement No.12 and 13.**

(The Statement of Finance Accounts prepared at minor head level i.e the 3<sup>rd</sup> stage of classification, but the CSS/CPS are prepared in the State's Demands for Grants at subhead level i.e 4<sup>th</sup> stage of classification. As such CSS/CPS expenditures can not be depicted independently within the statement)

**Revenue Account/Capital Account**

Name of Department	Name of Schemes	Type of Schemes	Actuals			Remarks
			Plan	Non Plan	Total	
			(In thousand of rupees)			
Administration of Justice	Non Functional Buildings	CSS	2,10,00	...	2,10,00	
	Housing (Law)	CSS	3,40,00	...	3,40,00	
Land Records and Survey	Updating of Land Records	CSS	2,50,98		2,50,98	
Jail	Improvement and Modernisation	CSS	1,58,00		1,58,00	
	Jail Housing	CSS	2,23,00		2,23,00	
Civil Secretariat	ICDS Cell	CSS	0,25		0,25	
Civil Police	Welfare of Police personnel	CSS	1,50,00		1,50,00	
School Education	Nutrition Support Against Conversion of Mid-day Meal	CSS	7,23,82		7,23,82	
	National Scholarships for Talented Students	CSS	7,00		7,00	
	Sarva Shiksha Abhiyan	CSS	15,48,03		15,48,03	
	Education Technology Cell	CSS	4,20		4,20	
	Vocationalization of Secondary Education	CSS	1,00		1,00	
Higher Education	Centrally Sponsored Schemes for Post Matric Scholarship	CSS	14,77,96		14,77,96	
	Financial Support to the Students of N.E.R.	CSS	8,81		8,81	
Sports and Youth Welfare	National Services Schemes (Centrally Aided)	CSS	7,49		7,49	
	Indira Gandhi Stadium	CSS	7,52,00		7,52,00	
	Multidisciplinary Indoor Sports Stadium	CSS	8,84,96		8,84,96	
	District Level Sports Complex	CSS	2,08,50		2,08,50	
	Development of Infrastructure for sports and Youth Affairs Activities	CSS	1,14,01		1,14,01	
	Other Expenditure (Indira Gandhi Stadium)	CSS	79,65		79,65	
	Development and Promotion of Sports and Youth Affairs Activities in N.E. Region	CSS	1,97,92		1,97,92	

## APPENDIX - IV - Concl.

	Non Plan	CSS	Plan	Total
<b>Expenditure Heads (Capital Account)</b>				
<b>(f) Capital Account of Industry and Minerals</b>				
4860	...	...	6,50	6,50
<b>Total : (f) Capital Account of Industry and Minerals</b>	...	...	6,50	6,50
<b>Total : Expenditure Heads (Capital Account)</b>	...	...	6,50	6,50

## APPENDIX - IV - Contd.

	Non Plan	CSS	Plan	Total
<b>Expenditure Heads (Revenue Account)</b>				
<b>C. Economic Services- Concl'd.</b>				
<b>(c) Special Areas Programme</b>				
2552	1,18,53	...	...	1,18,53
2575	68,32	...	...	68,32
<b>Total : (c) Special Areas Programme</b>	<b>1,86,85</b>	<b>...</b>	<b>...</b>	<b>1,86,85</b>
<b>(d) Irrigation and Flood Control</b>				
2702	6,94,53	...	...	6,94,53
<b>Total : (d) Irrigation and Flood Control</b>	<b>6,94,53</b>	<b>...</b>	<b>...</b>	<b>6,94,53</b>
<b>(e) Energy</b>				
2801	23,92,99	...	...	23,92,99
<b>Total : (e) Energy</b>	<b>23,92,99</b>	<b>...</b>	<b>...</b>	<b>23,92,99</b>
<b>(f) Industry and Minerals</b>				
2810	30,55	...	...	30,55
2851	8,73,78	...	5,50,62	14,24,40
2853	5,11,47	...	...	5,11,47
<b>Total : (f) Industry and Minerals</b>	<b>14,15,80</b>	<b>...</b>	<b>5,50,62</b>	<b>19,66,42</b>
<b>(g) Transport</b>				
3054	50,06,48	...	...	50,06,48
3055	11,92,36	...	...	11,92,36
<b>Total : (g) Transport</b>	<b>61,98,84</b>	<b>...</b>	<b>...</b>	<b>61,98,84</b>
<b>(i) Science Technology and Environment</b>				
3425	53,37	...	37,88	91,25
<b>Total : (i) Science Technology and Environment</b>	<b>53,37</b>	<b>...</b>	<b>37,88</b>	<b>91,25</b>
<b>(j) General Economic Services</b>				
3451	7,09,69	...	82,09	7,91,78
3452	1,56,67	...	...	1,56,67
3454	5,47,07	...	1,44,22	6,91,29
3475	1,85,33	...	5,55	1,90,88
<b>Total : (j) General Economic Services</b>	<b>15,98,76</b>	<b>...</b>	<b>2,31,86</b>	<b>18,30,62</b>
<b>Total : C. Economic Services</b>	<b>2,15,30,63</b>	<b>...</b>	<b>12,17,04</b>	<b>2,27,47,67</b>
<b>Total : Expenditure Heads (Revenue Account)</b>	<b>6,35,90,20</b>	<b>18,64,15</b>	<b>35,39,72</b>	<b>6,89,94,07</b>



## APPENDIX - IV - Contd.

	Non Plan	CSS	Plan	Total
<b>Expenditure Heads (Revenue Account)</b>				
<b>B. Social Services- Concl..</b>				
<b>(f) Labour and Labour Welfare</b>				
2230	5,39,61	...	13,23	5,52,84
<b>Total : (f) Labour and Labour Welfare</b>	<b>5,39,61</b>	<b>...</b>	<b>13,23</b>	<b>5,52,84</b>
<b>(g) Social Welfare and Nutrition</b>				
2235	8,06,28	11,77,45	...	19,83,73
2236	7,35	...	...	7,35
<b>Total : (g) Social Welfare and Nutrition</b>	<b>8,13,63</b>	<b>11,77,45</b>	<b>...</b>	<b>19,91,08</b>
<b>(h) Others</b>				
2251	4,65,10	0,23	...	4,65,33
<b>Total : (h) Others</b>	<b>4,65,10</b>	<b>0,23</b>	<b>...</b>	<b>4,65,33</b>
<b>Total : B. Social Services</b>	<b>3,80,48,99</b>	<b>18,64,15</b>	<b>23,11,30</b>	<b>4,22,24,44</b>
<b>C. Economic Services</b>				
<b>(a) Agricultural and Allied Activities</b>				
2401	22,39,37	...	5,69	22,45,06
2402	10,03,10	...	...	10,03,10
2403	17,73,00	...	...	17,73,00
2404	40,10	...	...	40,10
2405	4,34,78	...	...	4,34,78
2406	15,71,73	...	13,00	15,84,73
2408	5,69,35	...	...	5,69,35
2415	3,16,40	...	...	3,16,40
2425	3,63,47	...	...	3,63,47
<b>Total : (a) Agricultural and Allied Activities</b>	<b>83,11,30</b>	<b>...</b>	<b>18,69</b>	<b>83,29,99</b>
<b>(b) Rural Development</b>				
2501	1,22,86	...	...	1,22,86
2515	5,55,33	...	3,77,99	9,33,32
<b>Total : (b) Rural Development</b>	<b>6,78,19</b>	<b>...</b>	<b>3,77,99</b>	<b>10,56,18</b>

## APPENDIX - IV - Contd.

	Non Plan	CSS	Plan	Total
<b>Expenditure Heads (Revenue Account)</b>				
<b>A. General Services- Concl'd.</b>				
<b>(e) Pension and Miscellaneous General Services</b>				
2075	78,13	...	...	78,13
<b>Total : (e) Pension and Miscellaneous General Services</b>	<b>78,13</b>	<b>...</b>	<b>...</b>	<b>78,13</b>
<b>Total A. General Services</b>	<b>40,10,58</b>	<b>...</b>	<b>11,38</b>	<b>40,21,96</b>
<b>B. Social Services</b>				
<b>(a) Education, Sports, Art and Culture</b>				
2202	2,40,17,70	33,37	15,69,54	2,56,20,61
2203	68,60	...	77,38	1,45,98
2204	4,24,15	...	15,10	4,39,25
2205	2,13,08	...	43,40	2,56,48
<b>Total : (a) Education, Sports, Art and Culture</b>	<b>2,47,23,53</b>	<b>33,37</b>	<b>17,05,42</b>	<b>2,64,62,32</b>
<b>(b) Health and Family Welfare</b>				
2210	81,73,67	...	4,90,24	86,63,91
2211	4,35,24	6,53,10	...	10,88,34
<b>Total : (b) Health and Family Welfare</b>	<b>86,08,91</b>	<b>6,53,10</b>	<b>4,90,24</b>	<b>97,52,25</b>
<b>(c) Water Supply, Sanitation, Housing and Urban Development</b>				
2215	18,98,69	...	72,36	19,71,05
2216	1,84,20	...	...	1,84,20
2217	2,33,35	...	30,05	2,63,40
<b>Total : (c) Water Supply, Sanitation, Housing and Urban Development</b>	<b>23,16,24</b>	<b>...</b>	<b>1,02,41</b>	<b>24,18,65</b>
<b>(d) Information and Broadcasting</b>				
2220	5,81,97	...	...	5,81,97
<b>Total : (d) Information and Broadcasting</b>	<b>5,81,97</b>	<b>...</b>	<b>...</b>	<b>5,81,97</b>

**APPENDIX - IV**  
**Statement showing expenditure on Salaries by various Department**  
**during the year 2006-2007**

Expenditure Heads (Revenue Account)	Non Plan	CSS	Plan	Total
<b>A. General Services</b>				
<b>(a) Organs of State</b>				
2011	3,77,37	...	...	3,77,37
2012	86,24	...	...	86,24
2014	5,44,83	...	...	5,44,83
2015	1,83,92	...	...	1,83,92
<b>Total: (a) Organs of State</b>	<b>11,92,36</b>	...	...	<b>11,92,36</b>
<b>(b) Fiscal Services</b>				
<b>(ii) Collection of Taxes on Property and Capital Transactions</b>				
2029	4,45,42	...	...	4,45,42
<b>Total (ii) Collection of Taxes on Property and Capital Transactions</b>	<b>4,45,42</b>	...	...	<b>4,45,42</b>
<b>(iii) Collection of Taxes on Commodities and Services</b>				
2039	5,20,88	...	9,99	5,30,87
2040	3,63,63	...	...	3,63,63
2041	2,02,47	...	...	2,02,47
2045	15,33	...	...	15,33
<b>Total : (iii) Collection of Taxes on Commodities and Services</b>	<b>11,02,31</b>	...	<b>9,99</b>	<b>11,12,30</b>
<b>(d) Administrative Services</b>				
2051	93,26	...	...	93,26
2052	16,66,91	...	...	16,66,91
2053	33,71,11	...	...	33,71,11
2054	6,48,90	...	...	6,48,90
2055	2,34,77,18	...	...	2,34,77,18
2056	6,42,37	...	...	6,42,37
2058	5,04,60	...	...	5,04,60
2059	27,61,37	...	1,20	27,62,57
2070	10,34,24	...	0,19	10,34,43
<b>Total : (d) Administrative Services</b>	<b>3,41,99,94</b>	...	<b>1,39</b>	<b>3,42,01,33</b>

**APPENDIX - III****Statement of commitments:- List of Incomplete Capital Works**

Name of project	Cost of work and sanction order No.	Date of commencement	Target date of completion	Revised cost (if any)	Expenditure up to date	Remarks

Information are awaited (October, 2007) even after making correspondence upto the Chief Minister level vide our letter No: FAC/HQR/VOL-II/2005-06/32 dated 10-05-2005.

## APPENDIX-II

(REFERRED TO IN SUB-PARAGRAPH 2 OF EXPLANATORY NOTES UNDER STATEMENT NO.7)

Statement showing details/information awaited from Departmental Officers and Treasury Officers for reconciliation of balances (Position as stood upto 1985-86)

Head of Account	Amount of differences	Earliest year to which the difference relates	Particulars of details/information wanting from the Departmental Officers and Treasury Officers
(In lakh of rupees)			
M. Remittances, etc.- Forest Remittances	53.89		Schedules from the Treasury Officers
Public Works Remittances-II-Public Works Cheques	24.85	19,61.62	Schedules of monthly settlement with Treasuries from the Divisional Officers

**DIX - I**

**2 BELOW STATEMENT NO. 2)**

**TO END OF 2004-2005, 2005-2006 AND 2006-2007 AND THE AMOUNT  
DURING THESE YEARS**

2005-2006			2006-2007		
Number of con- cerns	Invest- ment to end of year  (In lakh of rupees)	Dividend- received during the year	Number of con- cerns	Invest- ment to end of year  (In lakh of rupees)	Dividend received during the year
1	0.00	0.00	1	0.00	0.00
5	17,95.60	0.00	5	11.88	0.00
2	11,75.00	0.00	2	6.00	0.00
(a)	0.00	0.00	(a)	1.04	0.00
8+(a)	29,70.60	0.00	8+(a)	18.92	0.00

APPEN

(REFERRED TO IN NOTE

STATEMENT SHOWING DETAILS OF INVESTMENTS OF GOVERNMENT  
RECEIVED OF DIVIDEND

2004-2005			
	Number of con- cerns	Investment to end of year	Dividend received during the year
(In lakh of rupees)			
1. Statutory Corporation	1	0.00	0.00
2. Government Companies	5	4,05.00	0.00
3. Other Joint Stock Companies	2	0.00	0.00
4. Co-operative Banks Societies etc.	(a)	0.00	0.00
<b>Total-</b>	<b>8+(a)</b>	<b>4,05.00</b>	<b>0.00</b>

(a) Information awaited from Government (October, 2007).

(b) Information of dividend received during the year is awaited from the Government (October, 2007).



# APPENDICES

APPENDIX A  
APPENDIX B  
APPENDIX C  
APPENDIX D  
APPENDIX E  
APPENDIX F  
APPENDIX G  
APPENDIX H  
APPENDIX I  
APPENDIX J  
APPENDIX K  
APPENDIX L  
APPENDIX M  
APPENDIX N  
APPENDIX O  
APPENDIX P  
APPENDIX Q  
APPENDIX R  
APPENDIX S  
APPENDIX T  
APPENDIX U  
APPENDIX V  
APPENDIX W  
APPENDIX X  
APPENDIX Y  
APPENDIX Z





**STATEMENT NO. 19 - STATEMENT SHOWING THE DETAILS OF  
EARMARKED BALANCES**

Name of Reserve Fund of Deposit Accounts	Balance on 1st April 2006			Balance on 31st March 2007			
	Cash	Investment	Total	Cash	Investment	Total	
1	2	3	4	5	6	7	
	(Rupees in thousand)			(Rupees in thousand)			
<b>J. Reserve Fund-</b>							
<b>(b) Reserve Fund not bearing interest-</b>							
<b>8222 Sinking Fund Investment Account-</b>							
101	...	...	...	...	16,17,00	16,17,00	
<b>Total-8222 Sinking Fund Investment Account</b>	...	...	...	...	16,17,00	16,17,00	
8226	Description/Renewal Reserve Fund						
102	Depreciation of Reserve Funds of Government Non Commercial Department	7,00	...	7,00	7,00	...	7,00
	<b>Total-102 Depreciation of Reserve Funds of Government Non Commercial Department</b>	7,00	...	7,00	7,00	...	7,00
	<b>Total-8226</b>	7,00	...	7,00	7,00	...	7,00
<b>8235 General and Other Reserve Fund</b>							
111	Calamity Relief Fund	1,76,30	...	1,76,30	2,87,55	...	2,87,55
112	Calamity Relief Fund Investment Account	...	16,57,78	16,57,78	...	22,22,03	22,22,03
	<b>Total-8235 General and Other Reserve Fund</b>	1,76,30	16,57,78	18,34,08	2,87,55	22,22,03	25,09,58
	<b>Total-(b) Reserve Fund not Bearing Interest</b>	1,83,30	16,57,78	18,41,08	2,94,55	38,39,03	41,33,58
	<b>Total-J Reserve Fund</b>	1,83,30	16,57,78	18,41,08	2,94,55	38,39,03	41,33,58



## STATEMENT NO. 18 - Contd.

Head of Account	Balance on 1st April 2006	Advances during the year	Total	Repaid during the year	Balances on 31st March 2007	Interest received and credited to the revenue
1	2	3	4	5	6	7
(Rupees in thousand)						
<b>F. Loans and Advances-</b>						
<b>6860 Loans to Consumer Industries-</b>						
04 Sugar-						
190 Loans to Public Sector and other Undertakings (a)	48,00	...	48,00	...	48,00	
800 Other Loans	39,30	...	39,30	...	39,30	
<b>Total- 04 Sugar</b>	<b>87,30</b>	<b>...</b>	<b>87,30</b>	<b>...</b>	<b>87,30</b>	
60 Others-						
600 Others	1,00,00	...	1,00,00	...	1,00,00	
<b>Total- 60 Others</b>	<b>1,00,00</b>	<b>...</b>	<b>1,00,00</b>	<b>...</b>	<b>1,00,00</b>	
<b>Total-6860 Loans for Consumer Industries</b>	<b>1,87,30</b>	<b>...</b>	<b>1,87,30</b>	<b>...</b>	<b>1,87,30</b>	
<b>Total-Industry and Minerals</b>	<b>2,16,56</b>	<b>...</b>	<b>2,16,56</b>	<b>...</b>	<b>2,16,56</b>	
<b>Total-Loans for Economic Services</b>	<b>26,33,72</b>	<b>4,25</b>	<b>26,37,97</b>	<b>198,48</b>	<b>24,39,49</b>	
<b>7610 Loans to Government Servants, etc.</b>						
201 House Building Advances	252,60	18,20	2,70,80	160,48	110,32	
202 Advances for Purchase of Motor Conveyances	55,06	...	55,06	32,02	23,04	
203 Advances for Purchase of Other Conveyances	14,99	...	14,99	7,08	7,91	
800 Other Advances	26,76	1,61	28,37	19,03	9,34	
<b>Total-7610 Loans to Government Servants etc. (a)</b>	<b>3,49,41</b>	<b>19,81</b>	<b>3,69,22</b>	<b>2,18,61</b>	<b>1,50,61</b>	
<b>Total-F Loans and Advances</b>	<b>30,27,48</b>	<b>24,06</b>	<b>30,51,54</b>	<b>4,32,67</b>	<b>26,18,87</b>	

(a) OB differs from last year's CB due to rectification of earlier years error

## STATEMENT NO. 18 - Contd.

Head of Account	Balance on 1st April 2006	Advances during the year	Total	Repaid during the year	Balances on 31st March 2007	Interest received and credited to the revenue
1	2	3	4	5	6	7
(Rupees in thousand)						
<b>F. Loans and Advances-</b>						
<b>6403 Loans for Animal Husbandry-</b>						
102 Cattle and Buffalo Development	6,57	...	6,57	...	6,57	
103 Poultry Development	3,96	...	3,96	...	3,96	
104 Sheep and Wool Development	0,40	...	0,40	...	0,40	
105 Piggery Development	0,71	...	0,71	...	0,71	
800 Other Loans	0,48	...	0,48	...	0,48	
<b>Total-6403 Loans for Animal Husbandry</b>	<b>12,12</b>	<b>...</b>	<b>12,12</b>	<b>...</b>	<b>12,12</b>	
<b>6405 Loans for Fisheries-</b>						
800 Other Loans	2,97	...	2,97	...	2,97	
<b>Total-6405 Loans for Fisheries</b>	<b>2,97</b>	<b>...</b>	<b>2,97</b>	<b>...</b>	<b>2,97</b>	
<b>6425 Loans for Co-operatives</b>						
107 Loans to Credit Co-operatives	7,45,13	...	7,45,13	89,81	6,55,32	
108 Loans to Other Co-operatives	16,27,99	4,25	16,32,24	1,08,67	15,23,57	
<b>Total-6425 Loans for Co-operatives</b>	<b>23,73,12</b>	<b>4,25</b>	<b>23,77,37</b>	<b>1,98,48</b>	<b>21,78,89</b>	
<b>Total-Agriculture and Allied Activities</b>	<b>24,17,16</b>	<b>4,25</b>	<b>24,21,41</b>	<b>1,98,48</b>	<b>22,22,93</b>	
<b>Industry and Mineral-</b>						
<b>6851 Loans for Village and Small Industries</b>						
102 Small Scale Industries	0,24	...	0,24	...	0,24	
103 Handloom Industries	2,31	...	2,31	...	2,31	
104 Handicraft Industries	0,09	...	0,09	...	0,09	
200 Other Village Industries	26,62	...	26,62	...	26,62	
<b>Total- 6851 Loans for Village and Small Industries</b>	<b>29,26</b>	<b>0,00</b>	<b>29,26</b>	<b>...</b>	<b>29,26</b>	

**STATEMENT NO. 18 - STATEMENT OF LOANS ADVANCES MADE BY  
GOVERNMENT**

Head of Account	Balance on 1st April 2006	Advances during the year	Total	Repaid during the year	Balances on 31st March 2007	Interest received and credited to the revenue
1	2	3	4	5	6	7
(Rupees in thousand)						
<b>F. Loans and Advances-</b>						
<b>Loans for Social Services-</b>						
<b>Water Supply, Sanitation, Housing and Urban Development-</b>						
<b>6216 Loans for Housing-</b>						
80 General-						
800 Other Loans-						
Loans for Low Income Group	12,30	...	12,30	4,63	7,67	
Housing Scheme Loans for Middle Income Group	3,65	...	3,65	1,02	2,63	
Housing Scheme for Economically Weaker Section of the Society	5,48	...	5,48	1,90	3,58	
Industrial Housing Scheme	22,92	...	22,92	8,03	14,89	
<b>Total-800 Other Loans</b>	<b>44,35</b>	<b>...</b>	<b>44,35</b>	<b>15,58</b>	<b>28,77</b>	
<b>Total-80 General</b>	<b>44,35</b>	<b>...</b>	<b>44,35</b>	<b>15,58</b>	<b>28,77</b>	
<b>Total-6216 Loans for Housing</b>	<b>44,35</b>	<b>...</b>	<b>44,35</b>	<b>15,58</b>	<b>28,77</b>	
<b>Total-Water Supply, Sanitation, Housing and Urban Development</b>	<b>44,35</b>	<b>...</b>	<b>44,35</b>	<b>15,58</b>	<b>28,77</b>	
<b>Total-Loans for Social Service</b>	<b>44,35</b>	<b>...</b>	<b>44,35</b>	<b>15,58</b>	<b>28,77</b>	
<b>Loans for Economic Services-</b>						
<b>Agriculture and Allied Activities-</b>						
<b>6401 Loans for Crop Husbandry-</b>						
119 Horticulture and Vegetable Crops	3,53	...	3,53	...	3,53	
800 Other Loans	25,42	...	25,42	...	25,42	
<b>Total-6401 Loans for Crop Husbandry</b>	<b>28,95</b>	<b>...</b>	<b>28,95</b>	<b>...</b>	<b>28,95</b>	

NB: Increased/decreased by Rupees one thousand due to computerised rounding.

## ANNEXURE TO STATEMENT NO.17 - Concl'd.

Description of Debt	When raised	Balance as on 1 <sup>st</sup> April-2006	Additions during the year	Discharges during the year	Balance as on 31 <sup>st</sup> March-2007	
(1)	(2)	(3)	(4)	(5)	(6)	
(In thousand of rupees)						
E.	Public Debt - Contd.					
6004.	Loans and Advances from the Central Government-Concl'd.					
05. 101.	Loans for Special Schemes- Schemes of North Eastern Council	1984-2002	11,49,59	...	46,18	11,03,41
	Total-05. Loans for Special Schemes		11,49,59	...	46,18	11,03,41
06.	Ways and Means Advances					
800.	Other Ways and Means Advances		0			
07.	Pre-1984-85 Loans-					
105.	Small Savings Loans	1975-2000	5,20	(y) -0,48	2,40	2,32
108.	1979-84 Consolidated Loans- Loans repayable annually over 30 years	1986-2000	8,28,83	(y) -19,68	85,56	7,23,59
	Total-07. Pre-1984-85 Loans		8,34,03	-20,16	87,96	7,25,91
	Total-6004. Loans and Advances from the Central Government		420,80,25	1,15,05	18,29,39	403,65,91
	Total-E. Public Debt		2641,34,17	722,19,32	441,52,69	2922,00,80

(y) Please see footnote at page 176.

## ANNEXURE TO STATEMENT NO.17 - Contd.

Description of Debt	When raised	Balance as on 1 <sup>st</sup> April-2006	Additions during the year	Discharges during the year	Balance as on 31 <sup>st</sup> March-2007
(1)	(2)	(3)	(4)	(5)	(6)
(In thousand of rupees)					
<b>E. Public Debt – Contd.</b>					
<b>04. Loans for Centrally Sponsored Plan Schemes-</b>					
<b>800. Other Loans-</b>					
<b>Agriculture-</b>					
Micro Management of Agriculture Soil and Water Conservation	2001-2002	11,71,27	4,44,21	24,30	15,91,18
Soil Conservation Schemes	1984-2001	8,42	...	3,71	4,71
NWDPRAs	1996-2001	2,67,42	...	18,91	2,48,51
Integrated Development of Small and Medium Towns	1984-2001	99,23	...	1,08	98,15
<b>Village and Small Industries-</b>					
District Industries Centre	1984-2001	1,00	...		1,00
Handloom Industries		1,22,72	...	41,04	81,68
Rural Industries Projects		0,50	...		0,50
<b>Power Projects-</b>					
Inter State Transmission Line	1984-2005	39,89	...	2,79	37,10
<b>SUPPLY</b>					
Construction of Godown	1996-2001	18,00	...		18,00
Consumer Co-operative	1984-2001	57,70	...	33,80	23,90
Credit Co-operative		1,32	...	0,81	0,51
Co-operative for Weaker Section	1999-2001	1,88	...	0,96	0,92
<b>Total-04. Loans for Centrally Sponsored Plan Schemes</b>		<b>17,89,35</b>	<b>4,44,21</b>	<b>1,27,40</b>	<b>21,06,16</b>



**ANNEXURE TO STATEMENT NO.17 - Contd.**

Description of Debt (1)	When raised (2)	Balance as on 1 <sup>st</sup> April-2006 (3)	Additions during the year (4)	Discharges during the year (5)	Balance as on 31 <sup>st</sup> March-2007 (6)
(In thousand of rupees)					
<b>E. Public Debt – Contd.</b>					
<b>01. Non-Plan Loans-</b>					
201. House Building Advances- All India Service Officers		41,67	...	9,47	32,20
800. Other Loans- Modernisation of Police Force		20,83,62	...	76,87	2006,75
<b>Total-01. Non-Plan Loans</b>		<b>23,96,96</b>	<b>-5,98</b>	<b>1,16,20</b>	<b>22,72,78</b>
<b>02. Loans for State/Union Territory Plan Schemes-</b>					
101. Block Loans		357,57,53	-3,03,02	14,18,67	340,35,84
<b>Total-02. Loans for State/Union Territory Plan Schemes</b>		<b>357,57,53</b>	<b>-3,03,02</b>	<b>14,18,67</b>	<b>340,35,84</b>
<b>03. Loans for Central Plan Schemes-</b>					
<b>800. Other Loans-</b>					
Co-operation-Credit					
Co-operatives	1986-2001	80,99	...	18,11	62,88
N.W.D.P.R.A.	1993-2001	62,94	...	10,82	52,12
Strengthening of Land use Board	1993-2001	7,37	...	2,04	5,33
other co-operatives, co-operatives for women	1999-2001	3,49	...	2,01	1,48
<b>Total-03. Loans for Central Plan Schemes</b>		<b>1,54,79</b>	<b>...</b>	<b>32,98</b>	<b>1,21,81</b>

## ANNEXURE TO STATEMENT NO.17 - Contd.

Description of Debt (1)	When raised (2)	Balance as on 1 <sup>st</sup> April-2006 (3)	Additions during the year (4)	Discharges during the year (5)	Balance as on 31 <sup>st</sup> March-2007 (6)
(In thousand of rupees)					
<b>E. Public Debt – Contd.</b>					
<b>6003 Internal Debt of the State Government - Concl.</b>					
<b>110. Ways and Means Advances from the Reserve Bank of India -</b>					
Ways and Means Advances		53,01,00	188,18,00	145,87,00	95,32,00
Shortfall and Overdrafts		65,00,00	78,52,82	143,52,82	...
<b>Total-110. Ways and Means Advances from the Reserve Bank of India</b>		<b>118,01,00</b>	<b>266,70,82</b>	<b>289,39,82</b>	<b>95,32,00</b>
111. Special Securities issued to National Savings Fund of the Central Government (x)		89,06,87	15,72,00	96,67	103,82,20
<b>Total-6003. Internal Debt of the State Government</b>		<b>2220,53,92</b>	<b>721,04,27</b>	<b>423,23,30</b>	<b>2518,34,89</b>
<b>6004 Loans and Advances from the Central Government-</b>					
<b>01. Non-Plan Loans-</b>					
101. Loans to Cover Gap in Resources		29,06	...	...	29,06
102. Share of Small Savings Collections- Scheme of sharing of Small Savings-Collections		2,40,61	-5,98	29,86	2,04,77

(x) The OB of Rs.89,06,87 thousand is proforma transferred from the MH 8007- Investment of National Small Saving Fund to 6003- Internal debt of the State Government, 111- Special Securities issued to National Small Savings Fund fo the Central Government due to rectification of earlier year's error.