



GOVERNMENT OF KERALA

FINANCE ACCOUNTS

2005-2006





TABLE OF CONTENTS

		PAGES
	Certificate of the Comptroller and Auditor General of India	iii
	Introductory	v-vii
PART I-SUMMARISED STATEMENTS		
No.1.	Summary of transactions	2-26
No.2.	Capital Outlay: Progressive capital outlay to the end of 2005-06	27-33
No.3.	Financial results of irrigation works	34-35
No.4.	Debt position: (i) Statement of borrowings (ii) Other obligations (iii) Service of debt	36-37 37-38 38-39
No.5.	Loans and Advances by State Government (i) Statement of loans and advances (ii) Recoveries in arrears	40 41-44
No.6.	Guarantees given by Government for repayment of loans, etc. raised by statutory corporations, Government companies, local bodies and other institutions	45-53
No.7.	Cash balances and investments of cash balances	54-56
No.8.	Summary of balances under Consolidated Fund, Contingency Fund and Public Account	57-58
PART II-DETAILED ACCOUNTS AND OTHER STATEMENTS		
<i>A. Revenue and Expenditure</i>		
No.9.	Statement of revenue and expenditure under different heads expressed as a percentage of total revenue/total expenditure	60-63
No.10.	Statement showing the distribution between charged and voted expenditure	64
No.11.	Detailed account of revenue receipts and capital receipts by minor heads	65-83
No.12.	Detailed account of expenditure by minor heads	84-127
No.13.	Detailed statement of capital expenditure during and to the end of 2005-06	128-219
No.14.	Statement showing details of investments of Government in statutory Corporations, Government companies, other joint stock companies, Co-operative banks and Societies, etc., to the end of 2005-06	220-253
No.15.	Statement showing capital and other expenditure (other than on revenue account) to the end of 2005-06 and the principal sources from which funds were provided for that expenditure	254-255
<i>B. Debt, Contingency Fund and Public Account</i>		
No.16.	Detailed statement of receipts, disbursements and balances under heads of account relating to Debt, Contingency Fund and Public Account	256-273
No.17.	Detailed statement of debt and other interest-bearing obligations of Government	274-287
No.18.	Detailed statement of loans and advances made by Government	288-331
No.19.	Statement showing the details of earmarked balances	332-337
APPENDICES		
Appendix I.	Details of amounts of investments and the dividend received therefrom for the last three years	339
Appendix II.	Important cases in which details/information are awaited from Departmental/Treasury officers in connection with reconciliation of balances	340
Appendix III.	Instances where acceptances of balances have not been received	341
Appendix IV.	Statement of Commitments- List of Incomplete Capital works	342-365
Appendix V.	Expenditure on salaries, organised by Major Heads, during the year 2005-06	366-371
Appendix VI.	Expenditure on subsidies disbursed during the year 2005-06	372




**CERTIFICATE OF THE COMPTROLLER AND
AUDITOR GENERAL OF INDIA**

This compilation containing the Finance Accounts of the Government of Kerala for the year 2005-2006 presents the accounts of the receipts and outgoings of the Government for the year, together with the financial results disclosed by the revenue and capital accounts, the accounts of the public debt and the liabilities and assets as worked out from the balances recorded in the accounts. The Appropriation Accounts of the Government for the year for Grants and Charged Appropriations, presented separately, supplement this compilation.

These accounts have been prepared and examined under my direction in accordance with the requirements of the Comptroller and Auditor General's (Duties, Powers and Conditions of Service) Act, 1971. According to the best of my information, as a result of audit of these accounts, the accounts now presented read with the observations in this compilation, are correct statements of receipts and outgoings of the Government of Kerala for the year 2005-2006. Points of interest arising out of the study of these accounts as well as test audit conducted during the year or earlier years are contained in my Report(s) being presented separately for the year 2005-2006, Government of Kerala.

New Delhi,
The



(Vijayendra N. Kaul)
Comptroller and Auditor General of India



INTRODUCTORY

1. The Accounts of Government are kept in the following three parts:-

Part I	Consolidated Fund
Part II	Contingency Fund
Part III	Public Account

In Part I, namely Consolidated Fund, there are two main divisions viz.:-

(1) Revenue-consisting of sections for 'Receipt Heads (Revenue Account)' and 'Expenditure Heads (Revenue Account)';

(2) Capital, Public Debt, Loans etc.-consisting of sections for 'Receipt Heads (Capital Account)', 'Expenditure Heads (Capital Account)' and 'Public Debt, Loans and Advances, etc.'.

The Revenue division deals with the proceeds of taxation and other receipts classed as revenue and the expenditure met therefrom, the net result of which represents the revenue surplus or deficit for the year.

In capital division, the section 'Receipt Heads (Capital Account)' deals with receipts of capital nature which cannot be applied as a set off to capital expenditure.

The section 'Expenditure Heads (Capital Account)' deals with expenditure met usually from borrowed funds with the object of increasing concrete assets of a material and permanent character. It also includes receipts of a capital nature intended to be applied as a set off to capital expenditure.

The section 'Public Debt, Loans and Advances, etc.' comprises loans raised and their repayments by Government such as 'Internal Debt' and 'Loans and Advances' made (and their recoveries) by Government. This section also includes certain special types of heads for transactions relating to 'Appropriation to the Contingency Fund' and 'Inter-State Settlement'.

In Part II, namely Contingency Fund, of the Accounts, the transactions connected with the Contingency Fund established under Article 267 of the Constitution of India are recorded.

In Part III, namely Public Account, of the Accounts, the transactions relating to 'Debt' (other than those included in Part I), 'Deposits', 'Advances', 'Remittances' and 'Suspense' are recorded. The transactions under 'Debt', 'Deposits' and 'Advances', in this part are those in respect of which Government incurs a liability to repay the moneys received or has a claim to recover the amounts paid, together with repayments of the former ('Debt' and 'Deposits') and the recoveries of the latter ('Advances'). The transactions relating to 'Remittances' and 'Suspense' in this part embrace all merely adjusting heads under which appear such transactions as remittances of cash between treasuries and currency chests, transfers between different accounting circles, etc. The initial debits or credits to these heads will be cleared eventually by corresponding receipts or payments either within the same circle of accounts or in another account circle.

2. Sectors and Heads of Accounts

Within each of the sections in Part I mentioned above, the transactions are grouped into sectors such as 'Tax Revenue', 'Non-tax Revenue' and 'Grants-in-aid and Contributions' for the receipt heads (Revenue Account) and 'General Services', 'Social Services', 'Economic Services' and 'Grants-in-aid and Contributions'

for expenditure heads. Specific functions or services (such as Education, Sports, Art and Culture, Health and Family Welfare, Water Supply, Sanitation, Housing and Urban Development, etc. in respect of Social Services) are grouped in Sectors for expenditure heads. In Part III (Public Account) also, the transactions are grouped into Sectors, such as 'Small Savings', 'Provident Funds', 'Reserve Funds' etc. The Sectors are sub-divided into major heads of account. In some cases, the Sectors are, in addition, sub-divided into sub-sectors before their division into major heads of account.

The major heads are divided into minor heads, with a number of subordinate heads, generally known as sub-heads. The sub-heads are further divided into detailed heads. Under each of these heads, the expenditure is shown distributed between charged and voted. Sometimes major heads are also divided into sub-major heads before their further division into minor heads. Apart from the sectoral and sub-sectoral classification the Major Heads, Sub-Major Heads, Minor Heads, Sub-Heads, Detailed Heads and Object Heads together constitute a six-tier arrangement of the classification structure of the Government Accounts. The major, minor and sub-heads prescribed for the classification of expenditure in the general accounts are not necessarily identical with the Grants, sub-heads and the other units of allotments which are adopted by the Governments for Demands for Grants presented to the Parliament or Legislatures, but in general a certain degree of correlation is maintained between the Demands for Grants and the Finance Accounts.

The major heads of accounts, falling within the sectors for expenditure heads, generally correspond to functions of Government, while the minor heads, subordinate to them, identify the programmes undertaken to achieve the objectives of the function represented by the major head. The sub-head represents the scheme, the detailed head the sub-scheme and object head the object level of classification.

3. Coding Pattern

Major Heads

From 1st April, 1987, a four digit Code has been allotted to the major heads, the first digit indicating whether the major head is a Receipt Head or Revenue Expenditure Head or Capital Expenditure Head or a Loan Head.

The first digit of the Code for Revenue Receipt Heads is either '0' or '1'. Adding 2 to the first digit of the Code of the Revenue Receipt Head will give the number allotted to corresponding Revenue Expenditure Head; adding another 2, the Capital Expenditure Head; and another 2, the Loan Head of account. For example, for Crop Husbandry Code 0401 represents the Receipt Head, 2401, the Revenue Expenditure Head, 4401 Capital Outlay Head and 6401, Loan Head.

Such a pattern is, however, not relevant for those departments which are not operating Capital/Loan Heads of accounts, e.g. Department of Supply. In a few cases, where receipt and expenditure are not heavy, certain functions have been combined under single major head, the functions themselves forming sub-major heads under that major head.

Sub Major Heads

A two digit code has been allotted, the code starting from 01 under major head. Where no sub-major head exists it is allotted a Code '00'. The nomenclature 'General' has been allotted Code '80' so that even after further sub-major heads are introduced the Code for 'General' will continue to remain the last one.

Minor Heads

These have been allotted a three digit code, the codes starting from '001' under each sub-major/major head (where there is no sub-major head). Codes from '001' to '100' and few codes '750' to '900' have been reserved for certain standard minor heads. The coding pattern for minor heads has been designed in such a way that in respect of certain minor heads having a common nomenclature under many major/sub-major heads, the same three digit code is adopted as far as possible.

Under this scheme of codification, the receipt major heads (Revenue Account) are assigned the block numbers from 0020 to 1606, expenditure major heads (Revenue Account) from 2011 to 3606, expenditure major heads (Capital Account) from 4046 to 5475, major heads under 'Public Debt' from 6001 to 6004 and those under 'Loans and Advances', 'Inter-State Settlement' and 'Transfer to Contingency Fund' from 6075 to 7999. The code number 4000 has been assigned for capital receipt major head. The only major head 'Contingency Fund' in 'Part II Contingency Fund' has been assigned the code number 8000. The major heads in the 'Public Account' are assigned the code numbers from 8001 to 8999.

4. The transactions included in these accounts represent mainly the actual Cash receipts and disbursements during the financial year April to March as distinguished from amounts due to or from Government during the same period. The cash basis system is, however, not entirely suitable for recording the transactions and presenting the true state of affairs of Government commercial undertakings run on commercial principles. The detailed accounts of this class of undertakings are, therefore, maintained outside the regular accounts in proper commercial form and are subject to test check by the Indian Audit and Accounts Department.

5. The figures of actuals shown in these accounts are net, after taking into account the recoveries, although the Demands for Grants presented to Legislature and Appropriation Accounts are for gross expenditure and exclude credits and recoveries which are otherwise taken as reduction of expenditure.

PART I
SUMMARISED STATEMENTS

STATEMENT

SUMMARY OF

<i>Receipts</i>	<i>Actuals</i> <i>(Rupees in lakh)</i>	
	<u>2004-05</u>	<u>2005-06</u>

PART I - CONSOLIDATED

(1) Revenue

Receipt Heads (Revenue Account)

A. Tax Revenue -

(a) *Taxes on Income and Expenditure -*

0020 Corporation Tax	68449.00	69529.00
0021 Taxes on Income other than Corporation Tax	44065.00	49012.00
0022 Taxes on Agricultural Income	492.60	614.71
0028 Other Taxes on Income and Expenditure	-16.00	-15.00

Total - Taxes on Income and Expenditure

112990.60	119140.71
-----------	-----------

(b) *Taxes on Property, Capital and Other Transactions -*

0029 Land Revenue	4385.06	4387.74
0030 Stamps and Registration Fees	77534.89	110141.96
0032 Taxes on Wealth	150.00	137.00
0035 Taxes on Immovable Property other than Agricultural Land	4187.47	4661.68

Total - Taxes on Property, Capital and Other Transactions

86257.42	119328.38
----------	-----------

No.1

TRANSACTIONS

	<i>Disbursements</i>	<i>Actuals</i> <i>(Rupees in lakh)</i>	
		<u>2004-05</u>	<u>2005-06</u>
FUND			
Expenditure Heads (Revenue Account)			
A. General Services -			
(a) <i>Organs of State</i> -			
2011 Parliament/State/Union Territory Legislatures	1883.95	2120.57	
2012 President, Vice-President/Governor/Administrator of Union Territories	205.23	196.78	
2013 Council of Ministers	437.52	542.57	
2014 Administration of Justice	11546.11	12978.22	
2015 Elections	3184.49	5884.03	
Total - Organs of State	<u>17257.30</u>	<u>21722.17</u>	
(b) <i>Fiscal Services</i> -			
(i) Collection of Taxes on Income and Expenditure -			
2020 Collection of Taxes on Income and Expenditure	3.85	5.35	
Total - Collection of Taxes on Income and Expenditure	<u>3.85</u>	<u>5.35</u>	
(ii) Collection of Taxes on Property and Capital Transactions -			
2029 Land Revenue	9741.63	13614.43	
2030 Stamps and Registration	4342.43	4771.94	
2035 Collection of Other Taxes on Property and Capital Transactions	7.40	6.34	
Total - Collection of Taxes on Property and Capital Transactions	<u>14091.46</u>	<u>18392.71</u>	

STATEMENT

SUMMARY OF

Actuals
(Rupees in lakh)

Receipts

2004-05 2005-06

PART I - CONSOLIDATED

(1) Revenue

Receipt Heads (Revenue Account) - *Contd.*A. Tax Revenue - *Concl.*

(c) Taxes on Commodities and Services -

0037 Customs	48300.00	49093.00
0038 Union Excise Duties	66899.00	65515.00
0039 State Excise	74644.91	84100.32
0040 Taxes on Sales, Trade etc.	670104.61	703796.84
0041 Taxes on Vehicles	61047.52	62850.52
0042 Taxes on Goods and Passengers		0.18
0043 Taxes and Duties on Electricity	962.36	3151.89
0044 Service Tax	12777.00	18569.00
0045 Other Taxes and Duties on Commodities and Services	2876.95	4136.14
Total - Taxes on Commodities and Services	<u>937612.35</u>	<u>991212.89</u>
Total - A. Tax Revenue	<u>1136860.37</u>	<u>1229681.98</u>

B. Non-Tax Revenue-

(b) Interest Receipts, Dividends and Profits -

0049 Interest Receipts	4050.52	4635.61
0050 Dividends and Profits	2910.54	1819.34
Total - Interest Receipts, Dividends and Profits	<u>6961.06</u>	<u>6454.95</u>

(c) Other Non-Tax Revenue -

(i) General Services -

0051 Public Service Commission	312.25	207.06
0055 Police	2140.27	2862.04
0056 Jails	66.07	58.84
0058 Stationery and Printing	364.33	1005.38
0059 Public Works	270.43	268.29

No.1

TRANSACTIONS-Contd.

	<i>Disbursements</i>	<i>Actuals</i>	
		<i>(Rupees in lakh)</i>	
		<u>2004-05</u>	<u>2005-06</u>
FUND-Contd.			
<i>-Contd.</i>			
Expenditure Heads (Revenue Account) - <i>Contd.</i>			
A. General Services - <i>Contd.</i>			
(b) <i>Fiscal Services - Concl'd.</i>			
(iii) Collection of Taxes on Commodities and Services-			
2039 State Excise		4371.91	4877.59
2040 Taxes on Sales, Trade etc.		5233.02	6119.69
2041 Taxes on Vehicles		1651.89	1772.57
2045 Other Taxes and Duties on Commodities and Services		588.88	633.62
Total - Collection of Taxes on Commodities and Services		<u>11845.70</u>	<u>13403.47</u>
(iv) Other Fiscal Services -			
2047 Other Fiscal Services		12515.46	7408.62
Total- Other Fiscal Services		<u>12515.46</u>	<u>7408.62</u>
Total- Fiscal Services		<u>38456.47</u>	<u>39210.15</u>
(c) <i>Interest Payments and Servicing of Debt -</i>			
2048 Appropriation for Reduction or Avoidance of Debt			13059.04
2049 Interest Payments		361253.67	379924.98
Total- Interest Payments and Servicing of Debt		<u>361253.67</u>	<u>392984.02</u>
(d) <i>Administrative Services -</i>			
2051 Public Service Commission		2628.59	2991.05
2052 Secretariat - General Services		5892.70	6191.93
2053 District Administration		6751.09	6539.07
2054 Treasury and Accounts Administration		5201.47	5767.97
2055 Police		55798.84	59423.60
2056 Jails		2756.84	2385.10
2058 Stationery and Printing		3972.98	4439.74
2059 Public Works		6025.06	8986.57
2070 Other Administrative Services		6003.62	5602.51
Total- Administrative Services		<u>95031.19</u>	<u>102327.54</u>

STATEMENT

SUMMARY OF

Actuals
(Rupees in lakh)

Receipts

2004-05

2005-06

PART I - CONSOLIDATED

(1) Revenue

Receipt Heads (Revenue Account) - *Contd.*B. Non-Tax Revenue-*Contd.*(c) *Other Non-Tax Revenue - Contd.*(i) General Services - *Concl'd.*

0070 Other Administrative Services	7879.39	5477.10
0071 Contributions and Recoveries towards Pension and Other Retirement Benefits	1666.49	1784.84
0075 Miscellaneous General Services	17811.19	29998.10
Total - General Services	<u>30510.42</u>	<u>41661.65</u>

(ii) Social Services -

0202 Education, Sports, Art and Culture	8576.25	8209.12
0210 Medical and Public Health	2751.73	2979.71
0211 Family Welfare	12.27	3.26
0215 Water Supply and Sanitation	232.31	0.43
0216 Housing	164.94	386.65
0217 Urban Development	90.87	102.74
0220 Information and Publicity	14.46	5.15
0230 Labour and Employment	415.01	496.75
0235 Social Security and Welfare	71.23	95.64
0250 Other Social Services	196.58	176.61
Total - Social Services	<u>12525.65</u>	<u>12456.06</u>

TRANSACTIONS-Contd.

	Disbursements	Actuals (Rupees in lakh)	
		2004-05	2005-06
FUND-Contd.			
<i>Contd.</i>			
Expenditure Heads (Revenue Account) - <i>Contd.</i>			
A. General Services - <i>Concl'd.</i>			
(e) Pensions and Miscellaneous General Services -			
2071 Pensions and Other Retirement Benefits		260076.76	286117.84
2075 Miscellaneous General Services		26505.18	33203.47
Total- Pensions and Miscellaneous General Services		<u>286581.94</u>	<u>319321.31</u>
Total- A. General Services		<u>798580.57</u>	<u>875565.19</u>
B. Social Services -			
(a) Education, Sports, Art and Culture -			
2202 General Education		303090.76	320800.00
2203 Technical Education		14870.32	17085.34
2204 Sports and Youth Services		3258.76	3914.42
2205 Art and Culture		4198.79	3885.73
Total- Education, Sports, Art and Culture		<u>325418.63</u>	<u>345685.49</u>
(b) Health and Family Welfare -			
2210 Medical and Public Health		78395.04	83707.75
2211 Family Welfare		10704.11	10402.61
Total- Health and Family Welfare		<u>89099.15</u>	<u>94110.36</u>
(c) Water Supply, Sanitation, Housing and Urban Development -			
2215 Water Supply and Sanitation		26276.81	22463.21
2216 Housing		7515.22	9122.33
2217 Urban Development		31615.90	29566.27
Total- Water Supply, Sanitation, Housing and Urban Development		<u>65407.93</u>	<u>61151.81</u>

STATEMENT

SUMMARY OF

Actuals
(Rupees in lakh)

Receipts

2004-05

2005-06

PART I - CONSOLIDATED

(1) Revenue

Receipt Heads (Revenue Account) - *Contd.*B. Non-Tax Revenue - *Contd.*(c) *Other Non-Tax Revenue - Contd.*

(iii) Economic Services -

0401 Crop Husbandry	1151.19	1374.00
0403 Animal Husbandry	567.55	567.69
0404 Dairy Development	92.13	94.51
0405 Fisheries	228.13	535.56
0406 Forestry and Wildlife	19968.62	18962.82
0425 Co-operation	2937.62	3578.21
0435 Other Agricultural Programmes	0.86	1.37
0515 Other Rural Development Programmes	33.74	18.06
0575 Other Special Areas Programmes	0.18	0.19
0701 Major and Medium Irrigation	478.10	487.23
0702 Minor Irrigation	137.18	145.66
0802 Petroleum	0.73	0.86
0851 Village and Small Industries	413.35	471.57
0852 Industries	13.68	10.93
0853 Non-ferrous Mining and Metallurgical Industries	2145.84	2509.41
0875 Other Industries	0.03	0.29
1051 Ports and Light Houses	119.82	253.24

TRANSACTIONS-Contd.

Disbursements

Actuals
(Rupees in lakh)

	2004-05	2005-06
--	---------	---------

FUND-Contd.

-Contd.

Expenditure Heads (Revenue Account) - Contd.

B. Social Services - Concl'd.

(d) Information and Broadcasting -

2220 Information and Publicity	1191.20	1397.43
Total- Information and Broadcasting	1191.20	1397.43

(e) Welfare of Scheduled Castes, Scheduled Tribes and Other Backward Classes-

2225 Welfare of Scheduled Castes, Scheduled Tribes and Other Backward Classes	24541.44	22405.42
---	----------	----------

Total- Welfare of Scheduled Castes, Scheduled Tribes and Other Backward Classes

	24541.44	22405.42
--	----------	----------

(f) Labour and Labour Welfare-

2230 Labour and Employment	17286.43	14995.58
Total- Labour and Labour Welfare	17286.43	14995.58

(g) Social Welfare and Nutrition-

2235 Social Security and Welfare	34463.37	38080.61
----------------------------------	----------	----------

2236 Nutrition	21.62	18.61
----------------	-------	-------

2245 Relief on account of Natural Calamities	28773.33	10208.05
Total- Social Welfare and Nutrition	63258.32	48307.27

(h) Others-

2250 Other Social Services	829.70	579.02
----------------------------	--------	--------

2251 Secretariat- Social Services	907.42	1005.80
Total- Others	1737.12	1584.82
Total-B. Social Services	587940.22	589638.18

STATEMENT

SUMMARY OF

Actuals
(Rupees in lakh)

Receipts

	2004-05	2005-06
--	---------	---------

PART I - CONSOLIDATED

(1) Revenue

Receipt Heads (Revenue Account) - *Contd.*B. *Non-Tax Revenue - Concl'd.*(c) *Other Non-Tax Revenue - Concl'd.*(iii) *Economic Services - Concl'd.*

1054 Roads and Bridges	1467.19	2037.60
1056 Inland Water Transport	468.51	457.31
1075 Other Transport Services	3.18	4.25
1425 Other Scientific Research	48.83	3.94
1452 Tourism	217.03	307.04
1456 Civil Supplies	88.75	104.06
1475 Other General Economic Services	1329.09	1179.48
Total - Economic Services	31911.33	33105.28
Total - Other Non-Tax Revenue	74947.40	87222.99
Total - B. Non-Tax Revenue	81908.46	93677.94

No.1

TRANSACTIONS-Contd.

	<i>Disbursements</i>	<i>Actuals</i> <i>(Rupees in lakh)</i>	
		<i>2004-05</i>	<i>2005-06</i>
FUND-Contd.			
<i>-Contd.</i>			
Expenditure Heads (Revenue Account) - <i>Contd.</i>			
C. Economic Services-			
<i>(a) Agriculture and Allied Activities-</i>			
2401	Crop Husbandry	21871.77	18959.77
2402	Soil and Water Conservation	2430.40	3260.79
2403	Animal Husbandry	10926.35	12546.41
2404	Dairy Development	1560.68	1992.46
2405	Fisheries	4690.03	3801.41
2406	Forestry and Wildlife	13237.19	13691.32
2408	Food, Storage and Warehousing	4326.60	4061.37
2415	Agricultural Research and Education	6377.96	7920.98
2425	Co-operation	8155.49	18950.64
2435	Other Agricultural Programmes	2054.01	1560.04
	Total- Agriculture and Allied Activities	75630.48	86745.19
<i>(b) Rural Development-</i>			
2501	Special Programmes for Rural Development	1673.77	1779.66
2505	Rural Employment	3883.79	2441.35
2506	Land Reforms	507.26	402.26
2515	Other Rural Development Programmes	122950.58	129131.04
	Total- Rural Development	129015.40	133754.31
<i>(c) Special Areas Programmes-</i>			
2551	Hill Areas	1252.81	1095.58
	Total- Special Areas Programmes	1252.81	1095.58
<i>(d) Irrigation and Flood Control-</i>			
2701	Major and Medium Irrigation	9970.17	12036.00
2702	Minor Irrigation	7902.30	8147.73
2705	Command Area Development	201.10	855.00
2711	Flood Control and Drainage	1045.02	1827.94
	Total- Irrigation and Flood Control	19118.59	22866.67
<i>(e) Energy-</i>			
2801	Power	5361.41	9339.75
2810	Non-Conventional Sources of Energy	809.16	621.04
	Total- Energy	6170.57	9960.79

STATEMENT

SUMMARY OF

Actuals
(Rupees in lakh)

Receipts

	2004-05	2005-06
--	---------	---------

PART I - CONSOLIDATED

(1) Revenue

Receipt Heads (Revenue Account) - *Concl'd*.

C. Grants-in-aid and Contributions -

1601 Grants-in-Aid from Central Government	131279.99	206092.81
Total - C. Grants-in-Aid and Contributions	131279.99	206092.81
Total - Receipt Heads (Revenue Account)	1350048.82	1529452.73
Revenue deficit (-)	-366892.12	-312915.64

No.1

TRANSACTIONS-Contd.

<i>Disbursements</i>	<i>Actuals</i>	
	<i>(Rupees in lakh)</i>	
	<i>2004-05</i>	<i>2005-06</i>
FUND-Contd.		
<i>-Concl.</i>		
Expenditure Heads (Revenue Account) - <i>Concl.</i>		
C. Economic Services- <i>Concl.</i>		
<i>(f) Industry and Minerals-</i>		
2851 Village and Small Industries	10890.38	9798.74
2852 Industries	8199.11	5558.90
2853 Non-ferrous Mining and Metallurgical Industries	334.83	281.53
2885 Other Outlays on Industries and Minerals		
Total- Industry and Minerals	<u>19424.32</u>	<u>15639.17</u>
<i>(g) Transport-</i>		
3051 Ports and Light Houses	740.97	797.24
3054 Roads and Bridges	53981.61	78156.00
3055 Road Transport	36.02	
3056 Inland Water Transport	1428.99	1584.37
3075 Other Transport Services	128.31	231.68
Total - Transport	<u>56315.90</u>	<u>80769.29</u>
<i>(i) Science, Technology and Environment-</i>		
3425 Other Scientific Research	5364.47	6044.26
3435 Ecology and Environment		115.85
Total- Science, Technology and Environment	<u>5364.47</u>	<u>6160.11</u>
<i>(j) General Economic Services -</i>		
3451 Secretariat- Economic Services	7905.43	7945.50
3452 Tourism	6864.38	8263.92
3454 Census Surveys and Statistics	1810.94	2126.88
3456 Civil Supplies	451.93	487.57
3475 Other General Economic Services	1358.93	1350.02
Total- General Economic Services	<u>18391.61</u>	<u>20173.89</u>
Total- C. Economic Services	<u>330684.15</u>	<u>377165.00</u>
D. Grants-in-Aid and Contributions -		
3604 Compensation and Assignments to Local Bodies and Panchayati Raj Institutions	-264.00	..
Total - D. Grants-in-Aid and Contributions	<u>-264.00</u>	<u>..</u>
Total- Expenditure Heads (Revenue Account)	<u>1716940.94</u>	<u>1842368.37</u>

STATEMENT

SUMMARY OF

Actuals
(Rupees in lakh)

Receipts

2004-05 2005-06

PART I - CONSOLIDATED

(2) Capital, Public

Receipt Heads (Capital Account)

4000 Miscellaneous Capital Receipts

2.29

E. Public Debt-

6003 Internal Debt of the State Government

1444235.82

1136648.21

6004 Loans and Advances from the Central Government

148211.11

60328.56

Total - E. Public Debt

1592446.93
1196976.77

F. Loans and Advances -

F. Loans and Advances

9522.53

5149.60

Total - Capital, Public Debt, Loans, etc.

1601971.75
1202126.37

Total - Consolidated Fund

2952020.57
2731579.10

PART II

8000 Contingency Fund

9188.69

1504.06

PART III

I. Small Savings, Provident Funds etc.-

State Provident Funds

157863.39

159575.11

Other Accounts

17094.09

21065.46

Other Savings Schemes

614686.49

597083.95

J. Reserve Funds -

Reserve Funds bearing Interest

28773.33

10343.50

Reserve Funds not bearing Interest

7039.74

14480.16

K. Deposits and Advances -

Deposits not bearing Interest

222878.16

160071.38

Advances

233.07

144.25

No.1

TRANSACTIONS-Contd.

<i>Disbursements</i>	<i>Actuals</i> <i>(Rupees in lakh)</i>	
	<i>2004-05</i>	<i>2005-06</i>
FUND-Concl'd.		
Debt, Loans etc.		
Expenditure Heads (Capital Account) (Figures for each Major Head are given in Statement No.2)	68174.63	81694.76
E. Public Debt -		
6003 Internal Debt of the State Government	1018707.11	737198.61
6004 Loans and Advances from the Central Government	169924.72	59671.24
Total - E. Public Debt	<u>1188631.83</u>	<u>796869.85</u>
F. Loans and Advances -		
F. Loans and Advances	19648.46	28711.65
Total- Capital, Public Debt, Loans, etc.	<u>1276454.92</u>	<u>907276.26</u>
H. Transfer to Contingency Fund		
7999 Appropriation to the Contingency Fund	7500.00	..
Total- H. Transfer to Contingency Fund	<u>7500.00</u>	<u>..</u>
Total - Consolidated Fund	<u>3000895.86</u>	<u>2749644.63</u>
CONTINGENCY FUND		
8000 Contingency Fund	1504.06	214.97
PUBLIC ACCOUNT		
I. Small Savings, Provident Funds etc.-		
State Provident Funds	98552.87	98885.46
Other Accounts	3919.50	4247.48
Other Savings Schemes	648421.20	669581.51
J. Reserve Funds -		
Reserve Funds bearing Interest	23325.71	12773.37
Reserve Funds not bearing Interest	239.07	276.17
K. Deposits and Advances -		
Deposits not bearing Interest	231163.03	162941.10
Advances	129.07	138.18

STATEMENT

SUMMARY OF

Actuals
(Rupees in lakh)

Receipts

2004-05

2005-06

PART III - PUBLIC

L. Suspense and Miscellaneous -

Suspense	413460.72	440845.71
Other Accounts	1476986.86	2187249.97
Accounts with Governments of Foreign Countries	0.01	-5.30
Miscellaneous

M. Remittances-

Money Orders and Other Remittances	487837.54	577291.66
Inter-Government Adjustment Accounts	-134.88	14.82
Total - Public Account	3426718.52	4168160.67
Total - Receipts	6387927.78	6901243.83
Opening Cash Balance	-24164.14	-10731.18
Grand Total	6363763.64	6890512.65

No.1

TRANSACTIONS-Contd.

	<i>Disbursements</i>	<i>Actuals</i> <i>(Rupees in lakh)</i>	
		<i>2004-05</i>	<i>2005-06</i>
ACCOUNT - Concl.			
L. Suspense and Miscellaneous -			
Suspense	449271.52	403804.05	
Other Accounts	1431468.96	2201405.66	
Accounts with Governments of Foreign Countries	-5.53	-2.22	
Miscellaneous	0.02	0.11	
M. Remittances -			
Money Orders and Other Remittances	486857.02	580935.66	
Inter-Government Adjustment Accounts	-1247.54	81.91	
Total - Public Account	3372094.90	4135068.44	
Total - Disbursements	6374494.82	6884928.04	
Closing Cash Balance	-10731.18	5584.61	(a)
Grand Total	6363763.64	6890512.65	

(a) Made up of Cash in Treasuries(Rs.4828.96 lakh), Deposits with Reserve Bank(Rs.2441.50 lakh), Deposits with other Banks (Rs.0.15 lakh) and Remittances in transit - Local(Rs.-1686.00 lakh). The amount shown under 'Deposits with Reserve Bank' was arrived at after taking into account the adjustment of transactions relating to 2005-06 advised to the Reserve Bank of India up to 25th April 2006. There was a difference between the figure reflected in the accounts and that intimated by the Reserve Bank of India regarding Deposits with Reserve Bank included in the cash balance. The discrepancy is under reconciliation. Please see foot note (A) below Statement No.7.

STATEMENT NO. 1
SUMMARY OF TRANSACTIONS - Contd.
Explanatory Notes

1. There was a revenue deficit of Rs.3129.15 crore in 2005-06 against a deficit of 3668.92 crore in 2004-05. Taking into account the transactions other than on Revenue Account also, there was an overall surplus of Rs.163.16crore in 2005-06 against a surplus of Rs.134.33 crore in 2004-05 The details are given below:

	2004-05	2005-06
	(Rupees in crore)	
Opening Cash Balance	-241.64	-107.31
Part I - Consolidated Fund -		
(a) Transactions on Revenue Account -		
Receipt Heads	13500.49	15294.53
Expenditure Heads	17169.41	18423.68
Net Revenue Deficit (-)	-3668.92	-3129.15
(b) Transactions other than on Revenue Account -		
Capital Account - Net	-681.72	-816.95
Public Debt - Net	4038.15	4001.07
Loans and Advances - Net	-101.26	-235.62
(c) Appropriation to Contingency Fund	-75.00	
Part II - Contingency Fund - Net	76.84	12.89
Part III - Public Account - Net	546.24	330.92
Closing Cash Balance	-107.31	55.85
Overall Surplus (+) / Deficit(-)	134.33	163.16

As per the Kerala Fiscal Responsibility Act 2003, Government have committed to reduce the Revenue Deficit to 'nil' within a period of four years commencing from 1st April 2003.

2. *Receipts from Government of India:-* Of the revenue receipts of Rs.15294.53 crore during 2005-06, Rs.4579.13 crore was received from Government of India as follows:-

(a) Share of net proceeds of the divisible Union Taxes and Duties-	(Rupees in crore)
(i) Corporation Tax	695.29
(ii) Taxes on Income other than Corporation Tax	490.12
(iii) Other Taxes on Income and Expenditure	-0.15
(iv) Taxes on Wealth	1.37
(v) Customs	490.93
(vi) Union Excise Duties	655.15
(vii) Service Tax	185.69
(viii) Other Taxes and Duties on Commodities and Services	-0.20
(b) Grants under the Constitution (Distribution of Revenues) Order and Proviso to Article 275(1) of the Constitution	708.91
(c) Other Grants- Grants and Subventions for different purposes and schemes	1352.02
Total	4579.13

3. *Taxation changes during the year :-*

Information awaited from Government (August, 2006).

STATEMENT NO.1
SUMMARY OF TRANSACTIONS - Contd.
Explanatory Notes- Contd.

4. *Revenue Receipts*:- There was an increase of Rs.1794.04 crore in the revenue receipts from Rs.13500.49 crore in 2004-05 to Rs.15294.53 crore in 2005-06. The increase occurred mainly under:-

Sl. No.	Major Head of Account	Actuals		Increase	Reasons
		2004-05	2005-06		
		(Rupees in crore)			
1.	1601 Grants-in-aid from Central Government	1312.80	2060.93	748.13	Due to increase in receipt under Non-Plan Grants(Rs.880.92 crore) and Grants for Centrally Sponsored Schemes (Rs. 9.26 crore). This was partly offset by decrease in 'Grants for State/Union Territory Plan Schemes' (Rs.142.64 crore).
2.	0040 Taxes on Sales, Trade etc.	6701.05	7037.97	336.92	Mainly due to increase in receipt under 'Trade Tax' (Rs..2955.81 crore) and 'Other Receipts' (Rs.139.66 crore) and 'Receipts under Central Sales Tax Act' (Rs.125.12 crore). This was partly offset by decrease in 'Receipts under State Sales Tax Act'(Rs.2885.43 crore).
3.	0030 Stamps and Registration Fees	775.35	1101.42	326.07	Mainly due to increase in 'Sale of Stamps' (Rs.300.96 crore) and 'Duty on impressing of documents' (59.22 crore) under Stamps-Non-Judicial. This was partly offset by decrease in 'Fees for registering documents' (Rs.33.54 crore).
4.	0075 Miscellaneous General Services	178.11	299.98	121.87	Mainly due to increase in receipts under 'State Lotteries' (Rs.78.19 crore) and 'Guarantee fees' (Rs..46.69 crore). This was partly offset by decrease in receipt under 'Other receipts' (Rs.1.78 crore) and more 'Refunds' (Rs.1.63 crore).
5.	0039 State Excise	746.45	841.00	94.55	Due to more receipts under 'Foreign liquors and spirits'(Rs..71.82 crore), 'Fines and Confiscations' (Rs.11.95 crore), 'Country fermented liquors' (Rs.9.16 crore) and 'Malt Liqueur' (4.84 crore). This was partly offset by decrease in receipt under 'Other Receipts' (Rs.5.94 crore).

STATEMENT NO.1
SUMMARY OF TRANSACTIONS - Contd.
Explanatory Notes- Contd.

Sl. No.	Major Head of Account	Actuals		Increase	Reasons
		2004-05	2005-06		
(Rupees in crore)					
6	0044 Service Tax	127.77	185.69	57.92	Due to increase in receipts under 'Share of net proceeds assigned to States'.
7	0021 Taxes on Income other than Corporation Tax	440.65	490.12	49.47	Due to more receipt under 'Share of net proceeds assigned to States'.
8	0043 Taxes and Duties on Electricity	9.62	31.52	21.90	Mainly due to increase in receipt under 'Taxes on consumption and sale of Electricity'.
9	0041 Taxes on Vehicles	610.48	628.51	18.03	Due to more receipt under 'Receipts under the State Motor Vehicles Taxation Acts'(Rs..24.68 crore). This was partly offset by decrease in receipt under 'Other receipts' (Rs..6.45 crore).
10	0045 Other Taxes and Duties on Commodities and Services	28.77	41.36	12.59	Mainly due to increase in receipt under 'Luxury Tax'.
11	0020 Corporation Tax	684.49	695.29	10.80	Due to more receipt under 'Share of net proceeds assigned to States'.

There had also been decrease under some heads which was mainly under:-

Sl. No.	Major Head of Account	Actuals		Decrease	Reasons
		2004-05	2005-06		
(Rupees in crore)					
1	0070 Other Administrative Services	78.79	54.77	24.02	Mainly due to decrease in receipt under 'Other Receipts' under Elections (Rs. 30.82 crore). This was partly offset by increase in receipt under 'Fines and Forfeitures' under Administration of Justice (Rs.7.63 crore).
2	0038 Union Excise Duties	668.99	655.15	13.84	Due to decrease in 'Share of net proceeds assigned to States'.
3	0050 Dividends and Profits	29.11	18.19	10.92	Due to decrease in 'Dividends from other investments' (Rs.9.52 crore) and 'Dividends from Public Undertakings' (Rs.1.40crore).
4	0406 Forestry and Wildlife	199.69	189.63	10.06	Due to decrease in receipt under 'Sale of timber and other forest produce' (Rs.13.75 crore). This was partly offset by increase in receipt under 'Other Receipts' (Rs.3.44 crore).

STATEMENT NO.1
SUMMARY OF TRANSACTIONS- Contd.
Explanatory Notes- Contd.

5. *Expenditure on Revenue Account:-* There was an increase of Rs.1254.27 crore in expenditure on Revenue Account from Rs.17169.41 crore in 2004-05 to Rs. 18423.68crore in 2005-06. The increase occurred mainly as under:-

Sl. No.	Major Head of Account	Actuals		Increase	Reasons
		2004-05	2005-06		
		<i>(Rupees in crore)</i>			
1	2071 Pensions and Other Retirement Benefits	2600.77	2861.18	260.41	Mainly due to increase in payment of 'Commuted Value of Pensions' (Rs.126.82 crore), 'Superannuation and Retirement Allowances' (Rs.108.56 crore), 'Family Pensions' (Rs.19.68 crore) and 'Pensions to employees of State Aided educational institutions' (Rs.19.33 crore). This increase was partly offset by decrease in payment of 'Gratuities' (Rs.22.09 crore)
2	3054 Roads and Bridges	539.82	781.56	241.74	Mainly due to increase in expenditure under 'Assistance to Gram Panchayats' (Rs.111.49 crore), 'Other Expenditure' (Rs.36.34 crore), 'Assistance to Zilla Parishads/District Level Panchayats' (Rs.32.71 crore), 'Assistance to Municipalities/Municipal Councils' (Rs.18.32 crore), 'Research and Development' (Rs.12.71 crore) and 'Assistance to Municipal Corporations' (Rs.12.14 crore) under 'General' and 'Transfer to Reserve Funds/Deposit Accounts' (Rs.21.01 crore) and 'Road Works' (Rs.14.24 crore) under 'Roads of Inter-State or Economic Importance'. This was partly offset by decrease in 'Direction and Administration' (Rs.7.45 crore) under 'General'.

STATEMENT NO.1
SUMMARY OF TRANSACTIONS - Contd.
Explanatory Notes- Contd.

Sl. No.	Major Head of Account	Actuals		Increase	Reasons
		2004-05	2005-06		
(Rupees in crore)					
3	2049 Interest Payments	3612.54	3799.25	186.71	Mainly due to more expenditure on 'Interest on State Plan Loans consolidated in terms of recommendations of the 12th Finance Commission' (Rs.311.15 crore) under 'Interest on Loans and Advances from Central Government', 'Interest on Special Securities issued to National Small Savings Fund of the Central Government by State Government' (Rs.265.52 crore), 'Interest on Other Internal Debts' (Rs.68.81 crore) and 'Interest on Market Loans' (Rs.66.16 crore) and 'Interest on State Provident Funds' (Rs.88.24 crore) under Interest on Small Savings, Provident Funds, etc. This was partly offset by decrease in expenditure under 'Interest on Loans for State/Union Territory Plan Schemes' (Rs. 495.08 crore) under Interest on Loans and Advances from Central Government and 'Interest on other Saving Deposit' (Rs.54.87 crore) under Interest on Small Savings, Provident Funds, etc.
4	2202 General Education	3030.91	3208.00	177.09	Mainly due to increase in expenditure under 'Government Secondary Schools' (Rs.46.27 crore), 'Assistance to Non-Government Secondary Schools' (Rs. 30.95 crore) and 'Text Books' (Rs. 12.35 crore) under Secondary Education, 'Other Expenditure' (Rs. 23.95 crore), 'Assistance to Non-Government Primary Schools' (Rs.21.74 crore), 'Government Primary Schools'(Rs. 16.03 crore) and 'Assistance to Gram Panchayats'(Rs.10.00 crore) under Elementary Education and 'Assistance to Non-Government Colleges and Institutes'(Rs.11.89 crore) and 'Assistance to Universities'(Rs.10.35 crore) under University and Higher Education.

STATEMENT NO.1
SUMMARY OF TRANSACTIONS - Contd .
Explanatory Notes- Contd .

Sl. No.	Major Head of Account	Actuals		Increase	Reasons
		2004-05	2005-06		
5	2048 Appropriation for Reduction or Avoidance of Debt	0.00	130.59	130.59	Due to expenditure under 'Sinking Funds'.
6	2425 Co-operation	81.55	189.51	107.96	Mainly due to increase in expenditure under 'Assistance to Credit Co-operatives'(Rs.116.13crore). This was partly offset by decrease in expenditure under 'Assistance to Other Co-operatives'(Rs.10.70 crore).
7	2075 Miscellaneous General Services	265.05	332.03	66.98	Mainly due to more expenditure under 'Other Expenditure' (Rs.71.05 crore) and 'State Lotteries'(Rs.51.00 crore). This was partly offset by decrease in expenditure under 'Transfer to Reserve Fund/Deposit Account' (Rs.55.00 crore).
8	2515 Other Rural Development Programmes	1229.51	1291.31	61.80	Mainly due to increase in expenditure on 'Assistance to Gram Panchayats'(Rs.95.09 crore) and 'Assistance to Block Panchayats/Intermediate Level Panchayats'(Rs.18.37 crore). This was partly offset by decrease under 'Other Expenditure'(Rs.68.69 crore).
9	2210 Medical and Public Health	783.95	837.08	53.13	Mainly due to increase in expenditure on 'Allopathy' (Rs.19.50 crore) and 'Other Expenditure' (Rs.9.08 crore) under Medical Education, Training and Research' , 'Primary Health Centres'(Rs. 15.75 crore) and 'Hospitals and Dispensaries'(Rs.6.23 crore) under Rural Health Service - Allopathy and 'Other Expenditure'(Rs. 11.66 crore) under General.
10	2801 Power	53.61	93.40	39.79	Mainly due to increase in expenditure on 'Assistance to Electricity Boards'.
11	2029 Land Revenue	97.42	136.14	38.72	Mainly due to increase in expenditure on 'Other Expenditure'(Rs.33.40 crore) and 'Survey and Settlement Operations' (Rs.5.32 crore).

STATEMENT NO.1
SUMMARY OF TRANSACTIONS - Contd.
Explanatory Notes- Contd.

Sl. No.	Major Head of Account	Actuals		Increase	Reasons
		2004-05	2005-06		
		(Rupees in crore)			
12	2055 Police	557.99	594.24	36.25	Mainly due to increase in expenditure on 'District Police' (Rs.12.15 crore), 'Other Expenditure' (Rs. 9.85 crore), 'Special Police' (Rs.9.31 crore) and 'Modernisation of Police Force'(Rs.3.54 crore).
13	2235 Social Security and Welfare	344.63	380.81	36.18	Mainly due to increase in expenditure on 'Assistance to Gram Panchayats'(Rs.23.77 crore) under Other Social Security and Welfare Programmes and 'Other Expenditure'(Rs. 17.84 crore) under Social Welfare.
14	2059 Public Works	60.25	89.87	29.62	Mainly due to increase in expenditure on 'Maintenance and Repairs' (Rs.26.45 crore) under Other Buildings, 'Maintenance and Repairs' (Rs. 10.28 crore) under Office Buildings. This was partly offset by decrease in expenditure on 'Direction and Administration' under General.
15	2015 Elections	31.84	58.84	27.00	Mainly due to increase in expenditure on 'Charges for conduct of election to Panchayats/Local Bodies'(Rs.43.34 crore). This was partly offset by decrease in expenditure on 'Charges for conduct of election to Parliament'(Rs. 15.84 crore).
16	2203 Technical Education	148.70	170.85	22.15	Mainly due to increase in expenditure on 'Engineering/ Technical Colleges and Institutes' (Rs.12.58 crore) and 'Polytechnics' (Rs.4.24 crore).
17	2701 Major and Medium Irrigation	99.70	120.36	20.66	Mainly due to increase in expenditure on 'Kallada Irrigation Project' (Rs.4.41 crore) and 'Neyyar Irrigation Project'(Rs.2.61 crore) under Major Irrigation Non-Commercial and 'Other Expenditure'(Rs.2.56 crore) and 'Direction and Administration'(Rs.1.42 crore) under General, 'Kuttanad Development Scheme' (Rs.1.6 crore) under Medium Irrigation-Non-Commercial, 'Malampuzha Project (Rs.1.51 crore) under Major Irrigation-Commercial and 'Peechi Reservoir Scheme' (Rs.1.02 crore) under Medium Irrigation - Commercial.

STATEMENT NO.1
SUMMARY OF TRANSACTIONS - Contd.
Explanatory Notes- Contd.

There had also been decrease under some heads which was mainly under:-

Sl. No.	Major Head of Account	Actuals 2004-05 2005-06 (Rupees in crore)		Decrease	Reasons
1	2245 Relief on account of Natural Calamities	287.33	102.08	185.25	Mainly due to decrease in expenditure on 'Transfer to Reserve Funds and Deposit Accounts under Calamity Relief Fund '(Rs.184.30 crore) under Calamity Relief Fund, 'Gratuitous Relief' (Rs.63.31 crore) and 'Drinking Water Supply' (Rs.6.85 crore) under Drought and, 'Other Expenditure' (Rs.14.84 crore); 'Gratuitous Relief'(Rs.11.12 crore), and 'Repairs and restoration of damaged roads and bridges' (Rs.5.12 crore) under Floods, Cyclones, etc. This was partly offset by increase in 'Deduct-Amount met from Calamity Relief Fund' (Rs.105.53 crore).
2	2047 Other Fiscal Services	125.15	74.09	51.06	Due to decrease in expenditure on 'Promotion on Small Savings'(Rs.51.02 crore).
3	2215 Water Supply and Sanitation	262.77	224.63	38.14	Due to decrease in expenditure on 'Assistance to Public Sector and Other Undertakings'(Rs.26.54 crore) and 'Other Expenditure' (Rs.12.87 crore) under Water Supply.
4	2401 Crop Husbandry	218.72	189.60	29.12	Mainly due to increase in 'Recoveries of Overpayment' (Rs.57.06 crore) and decrease in expenditure under 'Seeds' (Rs.12.23 crore) and 'Commercial Crops' (Rs.5.32 crore). This is partly offset by increase in 'Other Expenditure' (Rs.25.45 crore), 'Horticulture and Vegetable Crops' (Rs.7.86 crore), 'Food Grain crops' (Rs.4.69 crore), 'Direction and Administration'(Rs.3.40 crore), 'Manures and Fertilisers' (Rs.2.32 crore) and 'Crop Insurance' (Rs.1.33 crore).
5	2852 Industries	81.99	55.59	26.40	Mainly due to decrease in expenditure under 'Other Expenditure'.

STATEMENT NO.1
SUMMARY OF TRANSACTIONS - Concl'd.
Explanatory Notes- Concl'd.

Sl. No.	Major Head of Account	Actuals		Decrease	Reasons
		2004-05	2005-06		
6	2230 Labour and Employment	172.86	149.96	22.90	Mainly due to decrease in expenditure under 'General Labour Welfare'(Rs.40.82 crore). This is partly offset by increase in expenditure under 'Assistance to Gram Panchayats' (Rs.14.90 crore) under Employment Service.
7	2225 Welfare of Scheduled Castes, Scheduled Tribes and Other Backward Classes	245.41	224.05	21.36	Mainly due to increase in 'Recoveries of Overpayment' under Welfare of Scheduled Castes (Rs.63.22 crore). This is partly offset by increase in 'Education' (Rs.19.10 crore) under Welfare of Backward Classes and 'Education' (Rs. 14.72 crore) under Welfare of Scheduled Castes and 'Other Expenditure'(Rs.6.84 crore) under General.
8	2217 Urban Development	316.16	295.66	20.50	Mainly due to decrease in expenditure under 'Other Expenditure' under 'General' (Rs.39.21 crore) and 'Other Expenditure' under 'State Capital Development'(Rs.21.89 crore). This was partly offset by increase in 'Assistance to Municipal Corporations' (Rs.28.21 crore) and 'Assistance to Municipalities/Municipal Councils'(Rs9.72 crore) under General and 'Assistance to Municipal Corporations' under 'Integrated Development of Small and Medium Towns'(Rs.2.33crore).

STATEMENT No.2
CAPITAL OUTLAY
Progressive Capital Outlay to the end of 2005-06

<i>Sl. No.</i>	<i>Major Head of Account</i>	<i>Expenditure to the end of 2004-05</i>	<i>Expenditure during 2005-06 (Rupees in lakh)</i>	<i>Total</i>
1	4055 Capital Outlay on Police	3449.28	151.76	3601.04 (*)
2	4058 Capital Outlay on Stationery and Printing	1311.51	9.74	1321.25
3	4059 Capital Outlay on Public Works	47511.67	6821.12	54332.79
4	4202 Capital Outlay on Education, Sports, Art and Culture	40446.11	4070.31	44516.42
5	4210 Capital Outlay on Medical and Public Health	33896.33 (a)	5704.20	39600.53
6	4211 Capital Outlay on Family Welfare	9325.13	102.80	9427.93
7	4215 Capital Outlay on Water Supply and Sanitation	21924.45		21924.45
8	4216 Capital Outlay on Housing	11514.10	509.47	12023.57
9	4217 Capital Outlay on Urban Development	257.18		257.18
10	4220 Capital Outlay on Information and Publicity	30.00		30.00
11	4225 Capital Outlay on Welfare of Scheduled Castes, Scheduled Tribes and Other Backward Classes	21347.62	2418.61	23766.23
12	4235 Capital Outlay on Social Security and Welfare	2523.62	422.05	2945.67
13	4250 Capital Outlay on Other Social Services	367.58	64.88	432.46
14	4401 Capital Outlay on Crop Husbandry	4704.71	105.17	4809.88
15	4402 Capital Outlay on Soil and Water Conservation	3850.39 (**)	965.00	4815.39
16	4403 Capital Outlay on Animal Husbandry	3932.12	307.95	4240.07
17	4404 Capital Outlay on Dairy Development	1474.03	5.50	1479.53
18	4405 Capital Outlay on Fisheries	29342.06	1189.74	30531.80

(*) Progressive expenditure upto 1996-97 stands included under Major heads 4059 and 4216 as details for *pro forma* adjustments are due from Government.

(a) Increased *pro forma* by Rs.26.06 lakh *vide* foot note (b) of Statement No.13.

(**) Difference of Rs.One thousand is due to rounding.

STATEMENT No.2
CAPITAL OUTLAY - Contd.
Progressive Capital Outlay to the end of 2005-06 - Contd.

<i>Sl. No.</i>	<i>Major Head of Account</i>	<i>Expenditure to the end of 2004-05</i>	<i>Expenditure during 2005-06 (Rupees in lakh)</i>	<i>Total</i>
19	4406 Capital Outlay on Forestry and Wildlife	11523.67	679.11	12202.78
20	4407 Capital Outlay on Plantations	556.88		556.88
21	4408 Capital Outlay on Food, Storage and Warehousing	-4194.00 (**)	465.84	-3728.16 (*)
22	4415 Capital Outlay on Agricultural Research and Education	863.92		863.92
23	4425 Capital Outlay on Co-operation	27498.84	431.72	27930.56
24	4435 Capital Outlay on Other Agricultural Programmes	996.50	220.00	1216.50
25	4575 Capital Outlay on Other Special Areas Programmes	301.51		301.51
26	4701 Capital Outlay on Major and Medium Irrigation	248846.04	18841.18	267687.22
27	4702 Capital Outlay on Minor Irrigation	26551.27	1002.00	27553.27
28	4711 Capital Outlay on Flood Control Projects	37197.81	994.24	38192.05
29	4802 Capital Outlay on Petroleum	700.00		700.00
30	4810 Capital Outlay on Non-Conventional Sources of Energy	87.49		87.49
31	4851 Capital Outlay on Village and Small Industries	27739.63 (b)	624.48	28364.11
32	4853 Capital Outlay on Non-Ferrous Mining and Metallurgical Industries	3238.98		3238.98
33	4854 Capital Outlay on Cement and Non-Metallic Mineral Industries	2628.49		2628.49
34	4855 Capital Outlay on Fertilizer Industries	217.50		217.50

(**) Difference of Rs.One thousand is due to rounding.

(*) Progressive minus expenditure is due to receipts and recoveries on Capital Account being more than the expenditure.

(b)(i) Decreased *pro forma* by Rs.73.10 lakh *vide* foot note (v) of Statement No.13.

(ii) Difference of Rs.One thousand is due to rounding.

STATEMENT No.2
CAPITAL OUTLAY - Contd.
Progressive Capital Outlay to the end of 2005-06 - Concl'd.

<i>Sl. No.</i>	<i>Major Head of Account</i>	<i>Expenditure to the end of 2004-05</i>	<i>Expenditure during 2005-06</i> <i>(Rupees in lakh)</i>	<i>Total</i>
35	4857 Capital Outlay on Chemicals and Pharmaceutical Industries	2062.18		2062.18
36	4858 Capital Outlay on Engineering Industries	14500.50 (c)		14500.50
37	4859 Capital Outlay on Telecommunication and Electronic Industries	11823.99	2300.00	14123.99
38	4860 Capital Outlay on Consumer Industries	13955.12		13955.12
39	4875 Capital Outlay on Other Industries	1.66		1.66
40	4885 Other Capital Outlay on Industries and Minerals	48028.73 (d)	200.00	48228.73
41	5051 Capital Outlay on Ports and Lighthouses	8406.03	1255.79	9661.82
42	5052 Capital Outlay on Shipping	1420.23		1420.23
43	5053 Capital Outlay on Civil Aviation	9043.67	250.00	9293.67
44	5054 Capital Outlay on Roads and Bridges	247836.99	28432.72	276269.71
45	5055 Capital Outlay on Road Transport	17161.92 (*)	624.57	17786.49
46	5056 Capital Outlay on Inland Water Transport	1894.37	212.95	2107.32
47	5075 Capital Outlay on Other Transport Services	12610.61	322.93	12933.54
48	5452 Capital Outlay on Tourism	15056.09	1971.85	17027.94
49	5465 Investments in General Financial and Trading Institutions	2792.06		2792.06
50	5475 Capital Outlay on Other General Economic Services	424.05 (e)	17.08	441.13
	Total	1028980.62 (**)	81694.76	1110675.38

(c) Increased *pro forma* by Rs.603.24 lakh *vide* foot note (D) of Statement No.13.

(d) Decreased *pro forma* by Rs.9427.24 lakh *vide* foot notes (F) and (G) of Statement No.13.

(*) Difference of Rs.One thousand is due to rounding.

(e) Decreased *pro forma* by Rs.13610 lakh *vide* foot note (oo) of Statement No.13.

(**) Decreased *pro forma* by Rs.22481.04 lakh *vide* foot notes (a), (b), (c), (d) and (e) of this statement.

STATEMENT No.2
CAPITAL OUTLAY - Contd.
Explanatory Notes
Investments

During 2005-06 the Government invested Rs.700.00 lakh in Statutory Corporations, Rs.1805.00 lakh in Government Companies, Rs.7.00 lakh in other Joint Stock Companies and Rs.908.38 lakh in Co-operative Banks and Societies. Progressive expenditure on investments was decreased by Rs.8824 lakh under Statutory Corporations and, Rs.36.75 lakh under Co-operative Banks and Societies, and increased by Rs.328.78 lakh under Government Companies. The details of amounts of investment and the dividend received therefrom for the three years 2003-04, 2004-05 and 2005-06 are given in Appendix I. The details of investments under the various Major Heads are given in the Annexe on pages 31 to 33. Further details about investments are given in Statement No.14. The following institutions are under liquidation:-

<i>Name of Institution</i>	<i>Amount invested by Government (Rupees in thousand)</i>	<i>Date from which under liquidation</i>
(i) West Coast Fisheries (Travancore) Limited	50	August 1961
(ii) The Cochin Malleables (Private) Limited	170	16-9-1974
(iii) Central Banking Corporation of Travancore Limited	125 (f)	28-5-1962
(iv) Kerala State Engineering Works Limited	4564	13-9-1985
(v) Banana and Fruit Development Corporation Limited	128	26-4-1982
(vi) Kerala Fisheries Corporation Limited	48475	Activities transferred to MATSYAFED during 1988.
(vii) Kerala Fishermen's Welfare Corporation Limited	4200	Activities transferred to MATSYAFED during 1984.
(viii) Kerala Special Refractories Limited	29123	16-3-1996
(ix) The Kerala Premo Pipe Factory Limited	13091	Information awaited from Government.
(x) Chalakudy Refractories Limited	34651	Information awaited from Government.

The financial results of the Government Companies/Government Commercial Undertakings are indicated in the Commercial and Civil Reports respectively of the Comptroller and Auditor General of India for the year 2005-06.

(f) Rs.113 thousand have been realised so far.

STATEMENT No.2
CAPITAL OUTLAY - Contd.
ANNEXE

(Referred to in paragraph on investments on page 30)

<i>Major Head of account</i>	<i>Amount of Investment</i>		
	<i>To the end of 2004-05</i>	<i>During 2005-06</i>	<i>To the end of 2005-06</i>
	<i>(Rupees in thousand)</i>		
4059 Capital Outlay on Public Works	8750		8750
4202 Capital Outlay on Education, Sports, Art and Culture	181286	5500	186786
4210 Capital Outlay on Medical and Public Health	49003 (g)	4000	53003
4216 Capital Outlay on Housing	210961	13288	224249
4217 Capital Outlay on Urban Development	5100		5100
4225 Capital Outlay on Welfare of Scheduled Castes, Scheduled Tribes and Other Backward Classes	944145 (*)	90900	1035045
4235 Capital Outlay on Social Security and Welfare	196130	31500	227630
4250 Capital Outlay on Other Social Services	20992		20992
4401 Capital Outlay on Crop Husbandry	299382	3700	303082
4403 Capital Outlay on Animal Husbandry	228169		228169
4404 Capital Outlay on Dairy Development	61444		61444
4405 Capital Outlay on Fisheries	264901		264901
4406 Capital Outlay on Forestry and Wildlife	83631		83631
4407 Capital Outlay on Plantations	55688		55688
4408 Capital Outlay on Food, Storage and Warehousing	402667	16503	419170

(g) Increased *pro forma* by Rs.2606 thousand *vide* foot note (b) of Statement No.13.

(*) Difference of Rs.one thousand is due to rounding.

STATEMENT No.2
CAPITAL OUTLAY - Contd.

ANNEXE - Contd.

(Referred to in paragraph on investments on page 30)

<i>Major Head of account</i>	<i>Amount of Investment</i>		
	<i>To the end of 2004-05</i>	<i>During 2005-06</i>	<i>To the end of 2005-06</i>
			<i>(Rupees in thousand)</i>
4425 Capital Outlay on Co-operation	2749884	43172	2793056
4802 Capital Outlay on Petroleum	70000		70000
4851 Capital Outlay on Village and Small Industries	1547237 (h)	18375	1565612
4853 Capital Outlay on Non-Ferrous Mining and Metallurgical Industries	323898		323898
4854 Capital Outlay on Cement and Non-Metallic Mineral Industries	262824		262824
4855 Capital Outlay on Fertilizer Industries	21750		21750
4857 Capital Outlay on Chemicals and Pharmaceutical Industries	206215		206215
4858 Capital Outlay on Engineering Industries	1449502 (i)		1449502
4859 Capital Outlay on Telecommunication and Electronic Industries	881570		881570
4860 Capital Outlay on Consumer Industries	1392805		1392805
4875 Capital Outlay on Other Industries	66		66
4885 Other Capital Outlay on Industries and Minerals	4719090 (j)	20000	4739090
5051 Capital Outlay on Ports and Lighthouses	88571		88571
5052 Capital Outlay on Shipping	142023		142023

(h)(i). Increased *pro forma* by Rs.7550 thousand *vide* foot notes (z) and (A) of Statement No.13.

(ii) Increased by Rs.19047 thousand being the investment omitted to be included in the Finance Accounts 2004-05 *vide* foot note (ss(ii)) of Statement No.14.

(i) Increased *pro forma* by Rs.60324 thousand *vide* foot note (D) of Statement No.13.

(j) Decreased *pro forma* by Rs.942724 thousand *vide* foot notes (F) and (G) of Statement No.13.

STATEMENT No.2
CAPITAL OUTLAY - Concl'd.

ANNEXE - Concl'd.

(Referred to in paragraph on investments on page 30)

<i>Major Head of account</i>	<i>Amount of Investment</i>		
	<i>To the end of 2004-05</i>	<i>During 2005-06</i>	<i>To the end of 2005-06</i>
		<i>(Rupees in thousand)</i>	
5053 Capital Outlay on Civil Aviation	904367	25000	929367
5054 Capital Outlay on Roads and Bridges	94250		94250
5055 Capital Outlay on Road Transport	1635661	50000	1685661
5056 Capital Outlay on Inland Water Transport		5000	5000
5075 Capital Outlay on Other Transport Services	480000		480000
5452 Capital Outlay on Tourism	1193158	40100	1233258
5465 Investments in General Financial and Trading Institutions.	279206		279206
Total	21454326 (k)	367038	21821364

(k)(i) Decreased *pro forma* by Rs.853197 thousand *vide* foot notes (g), (h), (i) and (j) of this statement.

(ii) Difference Rs.One thousand is due to rounding

STATEMENT

FINANCIAL RESULTS

Sl. No.	Name of Project	Capital Outlay during 2005-06			Capital Outlay to the end of 2005-06			Revenue Receipts during 2005-06		
		Direct	Indirect	Total	Direct	Indirect	Total	Direct Revenue Receipts (Public Works receipts)	Indirect Receipts	Total
(1)	(2)	(3)	(4)	(5)	(6)	(7)	(8)	(9)	(10)	(11)
										<i>(Rupees in lakh)</i>
1.	Peechi Reservoir Scheme	251.30	7.15	258.45	0.01	7.65	7.66
2.	Chalakydy River Diversion Scheme	238.62	6.33	244.95	0.94	7.55	8.49
3.	Periyar Valley Project (Boothathankettu Scheme)	135.78	1.40	137.18	10148.15	104.38	10252.53	34.66	12.33	46.99
4.	Cheerakuzhy Scheme	128.25	2.91	131.16		0.26	0.26
5.	Malampuzha Project	676.40	11.00	687.40	34.79	8.81	43.60
6.	Walayar Project	149.32	1.96	151.28	1.41	1.80	3.21
7.	Mangalam Project	93.63	1.30	94.93	2.38	2.16	4.54
8.	Meenkara Project (Gayathri Project)	10.50	0.10	10.60	462.72	8.21	470.93	6.00	2.95	8.95
	Total	146.28	1.50	147.78	12148.39	143.24	12291.63	80.19	43.51	123.70

(#) Amount represents book adjustment only. See also footnote (d) of Statement No.11.

Explanatory Notes

1. The net loss for the year expressed as a percentage of the Capital Outlay was 20.83 against 24.29 for the preceding year. The reasons for the decrease in percentage loss has not been intimated by Government (July, 2006).

Eight Irrigation schemes in the State have been declared commercial.

2. *Productive and Unproductive works*:- The works in the Irrigation Department are classed as "Productive" or "Unproductive" according as the net revenue (gross revenue less working expenses) derived from each work on the expiry of ten years from the date of closure of the construction estimate, covers or does not cover the prescribed annual interest charges on the Capital Investment. Such classification has, however, been dispensed with by the State Government from 1974-75.

The rate of interest prescribed during 2005-06 was 8.27 per cent for all capital schemes.

No.3

OF IRRIGATION WORKS

Revenue forgone/ remission of revenue during 2005-06	Total revenue during 2005-06 (Col.11&12)	Working expenses and maintenance charges during 2005-06			Net revenue excluding interest Surplus of revenue (Col.13) over expenditure (Col.16)/(+) or excess of expenditure (Col.16) over revenue (Col.13)/(-)	Rate per cent on capital outlay to the end of 2005-06	Interest on capital outlay	Net profit or loss after meeting interest	
		Direct	Indirect	Total				Surplus of revenue over expenditure (+) or excess of expenditure (-)	Rate per cent on capital outlay to the end of 2005-06
(12)	(13)	(14)	(15)	(16)	(17)	(18)	(19)	(20)	(21)
..	7.66	183.91	1.84	185.75	-178.09	-68.91	20.78	-198.87	-76.95
..	8.49	160.57	1.37	161.94	-153.45	-62.65	19.73	-173.18	-70.70
..	46.99	578.02	5.10	583.12	-536.13	-5.23	833.64	-1369.77	-13.36
...	0.26	66.09	0.57	66.66	-66.40	-50.63	10.60	-77.00	-58.71
..	43.60	451.89	3.67	455.56	-411.96	-59.93	55.94	-467.90	-68.07
..	3.21	85.75	0.71	86.46	-83.25	-55.03	12.35	-95.60	-63.19
..	4.54	86.61	0.72	87.33	-82.79	-87.21	7.74	-90.53	-95.37
..	8.95	57.97	0.48	58.45	-49.50	-10.51	37.84	-87.34	-18.55
	123.70	1670.81	14.46	1685.27	-1561.57	-12.70	998.62 (#)	-2560.19	-20.83

STATEMENT No.4
DEBT POSITION
(i) Statement of Borrowings

<i>Nature of Debt</i>	<i>Amount on 1st April 2005</i>	<i>Receipts during the year</i>	<i>Repayments during the year</i>	<i>Amount on 31st March 2006</i>		<i>Net increase + decrease - during the year</i>
	<i>(Rupees in crore)</i>					
1. Public Debt						
(a) Internal Debt of the State Government	21676.23	11366.48	7371.99	25670.72	+	3994.49
(b) Loans and Advances from the Central Government	5410.82	603.29	596.71	5417.40	+	6.58
Total	<u>27087.05</u>	<u>11969.77</u>	<u>7968.70</u>	<u>31088.12</u>	+	<u>4001.07</u>
2. Small Savings, Provident Funds, etc.	14790.83	7777.24	7727.14	14840.93	+	50.10
Grand Total	<u>41877.88</u>	<u>19747.01</u>	<u>15695.84</u>	<u>45929.05</u>	+	<u>4051.17</u>

No law under Article 293 of the Constitution has been passed by the State Legislature laying down the limits within which the Government may borrow on the security of the Consolidated Fund of the State. In the Kerala Fiscal Responsibility Act 2003, Government have committed to reduce fiscal deficit to 2 per cent of the estimated Gross State Domestic Product (GSDP) within a period of four years commencing from 01 April 2003. There was a fiscal deficit of Rs.4181.72 crore [3.75 per cent of the GSDP (111633 crore)] in 2005-06 against a deficit of Rs.4451.90 crore [4.44 per cent of the GSDP (Rs.100327.20 crore)] in 2004-05.

Explanatory Notes

1. Public Debt
(a) Internal debt of the State Government

The transactions relating to loans raised from the open market to finance certain objects, schemes, etc., and the loans received from the Reserve Bank of India, Life Insurance Corporation of India, the National Bank for Agriculture and Rural Development, the National Co-operative Development Corporation, the General Insurance Corporation of India, etc. are recorded under this head.

Market loans for a total amount Rs.1807.80 crore were raised and Scrips thereof were issued by the Reserve Bank of India during the year 2005-06. The particulars of outstanding market loans are given in the Annexe to Statement No.17.

The loans from the Reserve Bank of India represent adjustments relating to the shortfall from the agreed minimum cash balance, borrowings of a purely temporary character (viz. Ordinary and Special Ways and Means Advances) and overdrawals from the Bank. The particulars of these transactions are given in the explanatory notes in Statement No.7

**STATEMENT NO.4
DEBT POSITION - Contd.**

In addition, the transactions relating to 4 per cent Jenmikaram Payment (Abolition) Bonds, 4¹/₄ per cent Kerala House Sites and Houses for Families of landless Workers (Compensation for the value of lands) Bonds, 4¹/₂ per cent Kerala House Sites and Houses for Families of landless workers (Compensation for the value of lands) Bonds, 4¹/₂ per cent Kerala Land Reforms (Payment of Compensation for excess lands) Bonds and Power Bonds are also included under this head. The particulars of these transactions are given in the Annexe to Statement No.17.

Arrangement for amortisation

In accordance with the guidelines issued by the Reserve Bank of India, Government have constituted a Consolidated Sinking Fund during the year for redeeming its open market loans. The rate of contribution to the Consolidated Sinking Fund is 1.5 per cent of the outstanding balances of Market Loans as at the end of the previous year. The Fund is credited with the contribution from revenue and interest accrued on investment made out of the Fund. The contribution ceases after 2009-2010. The interest accrued in the Fund is to be utilised for redemption of open market loan of Government from the year 2010-11.

The balances at the commencement and end of the year are given below:-

	<i>Addition during the year</i>			<i>Withdrawals during the year</i>	<i>Balance on 31st March, 2006</i>
	<i>Balance on 1st April, 2005</i>	<i>Contribution from Revenue</i>	<i>Interest accrued on investment</i>		
<i>(Rupees in crore)</i>					
Consolidated Sinking Fund	130.59	..	130.59	..	130.59

The balance of Rs. 130.59 crore in the Fund is merged in the General cash balance of the State Government.

(b) Loans and Advances from the Central Government

The details of the loans and advances taken from Government of India are given in Statement No.17. The Government of Kerala has not made amortisation arrangements for repayment of loans taken from Government of India.

2. Small Savings, Provident Funds, etc.

This comprises mainly the balances at the credit of Government Servants and aided school employees in funds, such as State Provident Funds, State Government Insurance Fund, Family Pension Funds etc., and the balances in the Savings Deposits in treasuries.

(ii) Other obligations

In addition to the above, the balances at the credit of earmarked and other funds, as also certain deposits to the extent to which they have not been invested but are merged in the general cash balance of the Government, constitute the liability of the Government. Such liability at the end of March 2006 was Rs.1903.17 crore as shown below; more details are given in Statement Nos. 16 and 19.

STATEMENT NO.4
DEBT POSITION - Contd.

<i>Name of obligation</i>	<i>Balance on 1st April 2005</i>	<i>Receipts during the year</i>	<i>Repayments during the year</i>	<i>Balance on 31st March 2006</i>	<i>Net increase + or decrease - during the year</i>
	<i>(Rupees in crore)</i>				
Interest bearing obligations, such as depreciation reserve funds of Government Commercial Departments and Undertakings, Calamity Relief Fund, etc.	73.43	103.43	127.73	49.13	- 24.30
Non-interest bearing obligations, such as deposits of local funds civil deposits; other earmarked funds, etc.	1740.70	1745.52	1632.18	1854.04	+ 113.34
Total	1814.13	1848.95	1759.91	1903.17	+ 89.04

(iii) Service of Debt

(a) Interest on debt and other obligations

The outstanding gross debt and other obligations and the total net amount of interest charges met from revenue during 2004-05 and 2005-06 are shown below:-

	<i>2004-05</i>	<i>2005-06</i>	<i>Net increase + during the year</i>
	<i>(Rupees in crore)</i>		
Gross debt and other obligations outstanding at the end of the year	43692.01	47832.22	+ 4140.21
(i) Interest paid by the Government-			
(a) On Public Debt (including expenditure on management), Small Savings, Provident Funds, etc. and Miscellaneous debts.	3612.54	3799.25	+ 186.71
Total	3612.54	3799.25	+ 186.71
(ii) Deduct-			
(a) Interest received on loans and advances given by Government	30.07	31.28	+ 1.21
(b) Interest realised on investment of cash balances	1.12	5.02	+ 3.90
Total	31.19	36.30	+ 5.11
(iii) Net amount of interest charges	3581.35	3762.95	+ 181.60

STATEMENT NO.4
DEBT POSITION - Concl'd .

	<i>2004-05</i>	<i>2005-06</i>	<i>Net decrease - during the year</i>	
Percentage of gross interest (item i) to total revenue receipts	26.76	24.84	-	1.92
Percentage of net interest (item iii) to total revenue receipts	26.53	24.60	-	1.93

There were, in addition, certain other interest receipts (Rs10.06 crore) such as interest received from the Departmental Commercial Undertakings, etc. If this is also taken into account, the net burden of interest during 2005-06 will be Rs.3752.89 crore working out to 24.54 per cent of the total revenue receipts.

The Government also received Rs.18.19 crore during the year as dividend on Investments in Commercial Undertakings, etc.

STATEMENT No.5
LOANS AND ADVANCES BY STATE GOVERNMENT

(i) Statement of Loans and Advances (a)

Sl. No. Class of loans and advances	Amount Outstanding on 1st April 2005	Amount paid during the year	Amount repaid during the year	Amount Outstanding on 31st March 2006	Net addition during the year
(Rupees in crore)					
1. Loans for General Services	1.96	1.96	..
2. Loans for Social Services-					
(i) Education, Sports, Art and Culture	9.41	..	0.01	9.40	-0.01
(ii) Health and Family Welfare	65.19	1.25	..	66.44	1.25
(iii) Water Supply, Sanitation, Housing and Urban Development	828.45	104.61	-0.67	933.73	105.28
(iv) Welfare of Scheduled Castes, Scheduled Tribes and Other Backward Classes	5.83	0.08	0.14	5.77	-0.06
(v) Social Welfare and Nutrition	2.92	0.65	0.07	3.50	0.58
(vi) Other Social Services	0.95	..	0.03	0.92	-0.03
3. Loans for Economic Services-					
(i) Agriculture and Allied Activities	456.42	30.58	15.25	471.75	15.33
(ii) Rural Development	0.58	..	0.02	0.56	-0.02
(iii) Special Areas Programmes	0.29	0.29	..
(iv) Irrigation and Flood Control
(v) Energy	2577.80	66.28	..	2644.08	66.28
(vi) Industry and Minerals	1066.50 (b)	58.51	4.68	1120.33	53.83
(vii) Transport	70.12	20.00 (c)	0.03	90.09	19.97
(viii) General Economic Services	1.98	1.98	..
4. Loans to Government Servants, etc.	121.14	5.16	31.94	94.36	-26.78
5. Loans for Miscellaneous purposes	0.02	0.02	..
Total	5209.56 (b)	287.12	51.50	5445.18	235.62

(a) A more detailed account is given in Statement No.18 at pages 288 - 331.

(b) Increased *pro forma* by Rs.66.55 crore *vide* footnote (C) of Statement No.18.

(c) Includes Rs.15.00 crore spent out of an advance from Contingency Fund obtained during 2004-05 and recouped to the Fund, during 2005-06, *vide* foot note (F) of Statement No.18.

STATEMENT No.5
LOANS AND ADVANCES BY STATE GOVERNMENT - Contd.

(ii) Recoveries in arrears

The position of arrears in recovery of loans, as on 31st March 2006, the detailed accounts of which are maintained by departmental officers, to the extent information received from departments, is shown below:-

<i>Name of Department and category of loans</i>	<u>Amount overdue</u>	
	<i>Principal</i>	<i>Interest</i>
	<i>(Rupees in lakh)</i>	
<i>Agriculture Department</i>		
Loans to Kerala State Coconut Development Corporation Limited	138.45	22.12
Loans to the Kerala Agro Industries Corporation Limited	108.47	30.65
Loans to Kerala State Co-operative Bank Limited	..	1.93
Loans to Oil Palm India Limited	..	12.38
Loans to Kerala Kerakarshaka Sahakarana Federation	..	2.69
Loans to the Kerala Land Development Corporation Limited	174.00	38.60
<i>Ports</i>		
Loans to Individuals	6.05	1.28
<i>Industries Department</i>		
Loans to Kerala State Industrial Development Corporation Limited	105.00	
Loans to Kerala Electrical and Allied Engineering Company Limited	754.25	0.20
Loans to Mannam Co-operative Sugar Mills Limited	169.68	613.18
Loans to Kerala State Cashew Development Corporation Limited	18824.07	12966.07
Loans to Scooters Kerala Limited	194.00	72.02
Loans to Handicrafts Development Corporation of Kerala Limited	120.06	268.21
Loans to Technopark Limited	210.00	707.00
Loans to Transformers and Electricals Kerala Limited	99.60	24.97
Loans to Forest Industries (Travancore) Limited	75.00	135.19
Loans to KELTRON Limited.	12240.06	7069.32
Loans to Travancore Plywood Industries Limited	1158.28	3472.44

STATEMENT No.5
LOANS AND ADVANCES BY STATE GOVERNMENT - Contd.
(ii) Recoveries in arrears-*contd.*

<i>Name of Department and category of loans</i>	<i>Amount overdue</i>	
	<i>Principal</i>	<i>Interest</i>
	<i>(Rupees in lakh)</i>	
<i>Industries Department-Concl.</i>		
Loans to Metal Industries Limited	30.00	48.83
Loans to Travancore Sugars and Chemicals Limited	10.00	
Loans to Kerala Small Industries Development Corporation Limited	219.45	518.48
Loans to Kerala State Bamboo Corporation Limited	46.50	81.02
Loans to Kerala Artisans' Development Corporation Limited	51.56	78.78
Loans to Steel Complex Limited	2268.00	688.35
Loans to Kerala State Coir Corporation Limited	92.80	139.76
Loans to Traco Cable Company Limited	521.00	55.00
Loans to Co-operative Sugar Mills Limited	300.00	222.00

The following are the main categories of loans in respect of which details of arrears in recovery have not been intimated by departmental officers:-

<i>Name of Department</i>	<i>Category of loan</i>
1. Agriculture	Loans to Kerala State Co-operative Marketing Federation Limited Loans to Joint Farming Co-operative Societies Loans for Agriculture Loans for Soil conservation Loans to the Plantation Corporation of Kerala Limited
2. Food	Loans to Kerala State Civil Supplies Corporation Limited
3. Civil Supplies	Loans to Kerala State Warehousing Corporation

STATEMENT No.5
LOANS AND ADVANCES BY STATE GOVERNMENT - Contd.

(ii) Recoveries in arrears-Contd.

<i>Name of Department</i>	<i>Category of loan</i>
4. Transport and Fisheries	Loans for mechanised fishing boats under Norwegian Foundation Scheme Loans for issue of mechanised fishing boats Loans for repair of cargo boats Loans to Fishermen's Co-operative societies Loans for intensifying fish production in Block Areas
5. Development	Loans under Community Development Programmes
6. General Administration	Loans for Tourism Development
7. Health	Loans for Medical and Public Health
8. Revenue	Loans to cultivators affected by floods
9. Industries	Loans to Chalakkudy Refractories Limited Loans to Kerala Special Refractories Limited Loans to Capex Limited Loans to Travancore Rayons Limited Loans to Kerala Ceramics Limited Loans under State aid to Industries Act Loans to Kerala State Industrial Enterprises Limited Loans to Powerloom Schemes Loans to Small scale Industries Schemes Loans to Metropolitan Engineering Company Limited Loans to Handloom Schemes Loans to Kerala Construction Components Limited Loans to Premo Pipe Factory Limited Loans to SIDKAL Television Limited Loans to Salicylate and Chemicals Limited Loans to Kerala State Drugs and Pharmaceuticals Limited Loans to Autocast Limited Loans to Steel Industrials Kerala Limited Loans to Kerala Soaps and Oils Limited Loans to Keltron Power Device Limited
10. Housing	Loans to Village Housing Projects Loans to Rural Workers' Housing Scheme Loans for upgradation of Marginal Settlement Schemes
11. Social Welfare	Loans to Kerala State Handicapped Person's Welfare Corporation Limited Loans to M/s Association for the welfare of Handicapped, Kozhikode

STATEMENT No.5
LOANS AND ADVANCES BY STATE GOVERNMENT - Concl'd .

(ii) Recoveries in arrears-Concl'd .

In the case of loans, the detailed accounts of which are maintained by the Accountant General (A&E), the arrears in recovery of amounts overdue at the end of March 2006 were Rs.128175.78 lakh (Principal: Rs.52200.09 lakh, Interest:Rs.75975.69 lakh) as shown below:-

<i>Name of the concern (*)</i>	<i>Amount overdue</i>	
	<i>Principal</i>	<i>Interest</i>
	<i>(Rupees in lakh)</i>	
Kerala State Road Transport Corporation	4270.08	4259.93
Kerala Water Authority	43539.10	64429.67
Kerala State Housing Board	1681.78	3675.99
Other Institutions	2709.13	3610.10
Total	<u>52200.09</u>	<u>75975.69</u>

The terms and conditions of loan aggregating Rs.1752.89crore(Kerala State Electricity Board:Rs.1525.49 crore, Kerala State Road Transport Corporation:Rs.48.00 crore, Kerala Water Authority:Rs.179.40 crore) granted between 1990-91 and 2005-06 have not been prescribed by Government(August 2006).

A sum of Rs.0.66 lakh (Principal) was recoverable from the Central Banking Corporation of Travancore Limited which went into liquidation.

(*) Excludes Kerala State Electricity Board. In G.O.(MS) No.27/98/PD dated 14-9-1998, Government have ordered conversion of loan of Rs.1025 crore outstanding against Kerala State Electricity Board as on 31.3.1998, and of interest amounting to Rs.528 crore up to 31.3.1997 into share capital. Subsequently vide GO(Ms)No.25/02/PD dated 9.10.02, issued orders that, after netting off of the dues between the Government and KSEB as on 31.3.02, the balance portion of loan was converted into grant. The adjustment in Government account is pending for want of further details from Government. In view of this, the overdue amount towards principal and interest could not be worked out.

(b) This does not include arrears in respect of loans for which terms and conditions have not been fixed by Government/Sanctioning authorities.

STATEMENT NO.6
GUARANTEES GIVEN BY GOVERNMENT FOR REPAYMENT OF LOANS, ETC. RAISED BY STATUTORY
CORPORATIONS, GOVERNMENT COMPANIES, LOCAL BODIES AND OTHER INSTITUTIONS

The guarantees given by Government are as shown below:-

	<i>Maximum amount guaranteed (Principal only)</i>	<i>Sums guaranteed outstanding on 31st March 2006</i>	
		<i>Principal (a)</i>	<i>Interest (a)</i>
<i>Loans, debentures, bonds, etc. raised by:</i>			
(1) Statutory Corporations and Boards	582709.32	306401.68	38503.34
(2) Government Companies	395676.29	343811.22	55202.01
(3) Other Joint Stock Companies	4550.82	6093.00	4685.55
(4) Co-operative Banks and Societies	216409.36	190012.57	53933.36
(5) Panchayats, Municipalities, Corporations and other local bodies	47107.91	79260.88	1352.71
(6) Other Institutions	128726.31	87085.89	27127.02
Total	1375180.01	1012665.24	180803.99

The Government has also guaranteed payment of minimum dividend of 3.5 per cent on the share capital up to Rs.10 crore and 7.5 per cent on the share capital beyond Rs.10 crore in respect of the Kerala Financial Corporation. The total payment made by Government towards subvention to the Kerala Financial Corporation was Rs.251.51 lakh of which Rs.0.20 lakh only have been recovered till March 2006.

Section 3 of the 'Kerala Ceiling on Government Guarantees Act, 2003' provides that the total outstanding Government Guarantees as on the first day of April of any year shall not exceed Rs.14000 crore. As per statement furnished by Government in August 2006, the outstanding guarantees as on 31st March 2006 was Rs.11934.69 crore.

(a)(i) The amounts outstanding on 31st March 2006 in respect of guarantees given to a few institutions have not been included as the details have not been communicated by Government.

(ii) In cases where details of amounts of Principal and Interest are not separately available, the entire amount has been shown under Principal.

STATEMENT NO.6
GUARANTEES GIVEN BY GOVERNMENT FOR REPAYMENT OF LOANS, ETC. RAISED BY STATUTORY
CORPORATIONS, GOVERNMENT COMPANIES, LOCAL BODIES AND OTHER INSTITUTIONS-Contd.

The particulars of the guarantees are given below :-

<i>Public or other body for which guarantee has been given and brief nature of guarantee</i>	<i>Maximum amount guaranteed (Principal only)</i>	<i>Sums guaranteed outstanding on 31st March 2006</i>	
		<i>Principal</i>	<i>Interest</i>
1. Statutory Corporations and Boards (6)* Guarantee for repayment of loans/overdrafts, amount raised by issue of bonds/debentures and acceptance of fixed deposits, etc. and payment of interest at stipulated rates	582709.32	306401.68	38503.34
2. Government Companies (37)* Guarantee for repayment of loans/overdrafts, amounts raised by issue of debentures, bonds and payment for machinery purchased and payment of interest thereon	395676.29	343811.22	55202.01
3. Other Joint Stock Companies (1)* Guarantee to Kerala Toddy Workers Welfare Fund Board, IFCI, IRBI, ICICI, Indian Bank, Bank of India, SBT and Canara Bank	4550.82	6093.00	4685.55
4. Co-operative Banks and Societies			
(i) Co-operative Banks (1)* Guarantee for repayment of loans obtained from National Housing Bank, National Bank for Agriculture and Rural Development etc and payment of interest thereon	203212.65	169400.96	49639.48
(ii) Housing Co-operatives (1)* Kerala State Co-operative Housing Federation Limited, Cochin - Guarantee for repayment of loans obtained from National Housing Bank, Housing and Urban Development Corporation, New Delhi and open market loans and payment of interest thereon	445.00	247.00	

(*) Figures in brackets indicate the number of institutions.

STATEMENT NO.6
GUARANTEES GIVEN BY GOVERNMENT FOR REPAYMENT OF LOANS, ETC. RAISED BY STATUTORY
CORPORATIONS, GOVERNMENT COMPANIES, LOCAL BODIES AND OTHER INSTITUTIONS-Contd.

<i>Public or other body for which guarantee has been given and brief nature of guarantee</i>	<i>Maximum amount guaranteed (Principal only)</i>	<i>Sums guaranteed outstanding on 31st March 2006</i>	
		<i>Principal</i>	<i>Interest</i>
<i>4. Co-operative Banks and Societies- Concl.</i>			
(iii) Farming Co-operatives (1)* Guarantee to District Co-operative Bank, Thiruvananthapuram	15.81	6.88	9.31
(iv) Warehousing and Marketing Co-operatives (3)* Guarantee to the Kerala State Co-operative Bank, NABARD etc.	6453.00	17208.95	3608.43
(v) Fishermen's Co-operatives (1)* Guarantee to NMD&FC, NBCFDC	3500.00	955.38	..
(vi) Co-operative Spinning Mills (4)* Guarantee to District Co-operative Bank, Kollam, District Co-operative Bank, Alleppey and State Bank of Travancore etc.	1380.00	1218.92	360.89
(vii) Industrial Co-operatives (3)* Guarantee to the District Co-operative Banks, State Co-operative Bank. HUDCO etc.	917.50	562.72	20.53
(viii) Co-operative Sugar Mills (1)* Guarantee to District Co-operative Bank	300.00	300.00	222.00
(ix) Other Co-operatives (2)* District Co-operative Banks; HUDCO etc.	185.40	111.76	72.72
Total-Co-operative Banks and Societies	216409.36	190012.57	53933.36

(*) Figures in brackets indicate the number of institutions.

STATEMENT NO.6
GUARANTEES GIVEN BY GOVERNMENT FOR REPAYMENT OF LOANS, ETC. RAISED BY STATUTORY
CORPORATIONS, GOVERNMENT COMPANIES, LOCAL BODIES AND OTHER INSTITUTIONS-Contd.

<i>Public or other body for which guarantee has been given and brief nature of guarantee</i>	<i>Maximum amount guaranteed (Principal only)</i>	<i>Sums guaranteed outstanding on 31st March 2006</i>	
		<i>Principal</i>	<i>Interest</i>
		<i>(Rupees in lakh)</i>	
5. Panchayats, Municipalities, Corporations, and other local bodies			
(i) Development authorities (5)* Guarantee to Housing and Urban Development Corporation, New Delhi, Consortium Banks led by Union Bank of India etc.	2018.50	1223.22	433.46
(ii) Panchayats, Municipalities, Corporations and other local bodies (4)* Guarantee to LIC, HDFC, NHB, State co-operative Bank, HUDCO etc. for loans obtained by 2 District Panchayats, 1 Municipality, and Kerala Water Authority	45089.41	78037.66	919.25
Total -Panchayats, Municipalities, Corporations and other local bodies	47107.91	79260.88	1352.71
6. Other Institutions (3)*			
(i) Kerala Khadi and Village Industries Board - Guarantee to Kerala State Rural Women's Electronics Industrial Federation and Khadi and Village Industries Commission	5535.31	2544.64	1030.32
(ii) Kerala Infrastructure Investment Fund Board. Guarantee to Banks	110591.00	72954.65	25246.22

(*) Figures in brackets indicate the number of institutions.

STATEMENT NO.6
GUARANTEES GIVEN BY GOVERNMENT FOR REPAYMENT OF LOANS, ETC. RAISED BY STATUTORY CORPORATIONS, GOVERNMENT COMPANIES, LOCAL BODIES AND OTHER INSTITUTIONS-Contd.

<i>Public or other body for which guarantee has been given and brief nature of guarantee</i>	<i>Maximum amount guaranteed (Principal only)</i>	<i>Sums guaranteed outstanding on 31st March 2006</i>	
		<i>Principal</i>	<i>Interest</i>
<i>(Rupees in lakh)</i>			
6. <i>Other Institutions - Concl'd.</i>			
(iii) Kerala Industrial Revitalisation Fund Board - Private Placement Bond	12600.00	11586.60	850.48
Total-Other Institutions	128726.31	87085.89	27127.02
Grand Total	1375180.01	1012665.24	180803.99

In consideration of the guarantees given by Government, the institutions are, in some cases, required to pay guarantee fee. An amount of Rs.6454.85 lakh was received by Government during 2005-06 towards guarantee fee. In 43 cases guarantee fee amounting to Rs. 9062.04 lakh was in arrears as on 31st March 2006.

Following are the main institutions in respect of which details of outstanding guarantees (Principal and interest) as on 31st March 2006 have not been intimated by government. (Please see footnote (a) on page 45).

Name of institutions

1. Kannur Development Authority
2. Cochin Corporation
3. Thrissur Corporoation
4. Kerala Health Research and Welfare Society.
5. Kodungallur Municipality
6. Malabar International Airport Development Society

STATEMENT NO.6
GUARANTEES GIVEN BY GOVERNMENT FOR REPAYMENT OF LOANS, ETC. RAISED BY STATUTORY
CORPORATIONS, GOVERNMENT COMPANIES, LOCAL BODIES AND OTHER INSTITUTIONS-Contd.

Particulars of payment made by Government in discharge of guarantee liabilities on behalf of principal debtors and recovery thereof as on 31st March 2006 are given below:-

<i>Name of the Principal debtor</i>	<i>Amount paid by Government and date of payment (Rupees in lakh)</i>	<i>Remarks</i>
1. Messrs.V.O.Vakkan and Sons, Alappuzha	42.00 (March 1976)	As per the details furnished by Government, appeal on the arbitration suit filed against the revenue recovery proceedings has been disposed by the High Court of Kerala and further action is continuing for the disposal of the properties.
2. Alleppey Port Thozhilali Co-operative Society Limited	0.19 (December 1973)	The society is under liquidation since 1975. According to the details furnished by Government, an amount of Rs.5300 has been realised from the asset of the society and the balance amount of Rs.44,700 was written off in March 2005.
	0.15 (December 1976)	
	0.50 (September 1977)	
3. Koliat Estates	45.59 (September 1978)	Details of the case are mentioned in page 59 of the Finance Accounts 1975-76. According to details furnished by Government, an amount of Rs.35.00 lakh has been recovered up to 31st March 2006. Details of recovery of the balance amount are awaited.
4. Trivandrum District (Northern) Regional Fish Marketing Co-operative Society Limited, Anjengo	5.41 (March 1986)	
	28.17 (March 1987)	
	13.02 (January 1989)	
	16.24 (March 1990)	
	8.41 (October 1990)	
	21.17 (March 1991)	
	37.28 (March 1992)	
	16.00 (March 1993)	

STATEMENT NO.6
GUARANTEES GIVEN BY GOVERNMENT FOR REPAYMENT OF LOANS, ETC. RAISED BY STATUTORY
CORPORATIONS, GOVERNMENT COMPANIES, LOCAL BODIES AND OTHER INSTITUTIONS-Contd.

<i>Name of the Principal debtor</i>	<i>Amount paid by Government and date of payment (Rupees in lakh)</i>	<i>Remarks</i>
	7.04 (July 1993)	
	6.96 (January 1994)	
	6.67 (July 1994)	
	6.38 (January 1995)	
	6.09 (July 1995)	
5. Kozhikode Regional Fish Marketing Co-operative Society (Pudiappa) Limited	3.05 (March 1986)	
	14.82 (March 1987)	
	6.85 (January 1989)	
	8.54 (March 1990)	
	2.29 (October 1990)	
	7.16 (March 1991)	
	25.38 (March 1992)	
	9.00 (March 1993)	
	3.44 (July 1993)	
	3.66 (January 1994)	
	3.51 (July 1994)	
	3.35 (January 1995)	
	3.20 (July 1995)	
6. Parappanangadi Regional Fish Marketing Co-operative Society Limited	114.65 (January 1988)	
	12.41 (February 1990)	
	0.27 (July 1990)	

STATEMENT NO.6
GUARANTEES GIVEN BY GOVERNMENT FOR REPAYMENT OF LOANS, ETC. RAISED BY STATUTORY
CORPORATIONS, GOVERNMENT COMPANIES, LOCAL BODIES AND OTHER INSTITUTIONS-Contd.

<i>Name of the Principal debtor</i>	<i>Amount paid by Government and date of payment (Rupees in lakh)</i>	<i>Remarks</i>
7. Kerala Fisheries Corporation Limited	36.00 (March 1989)	
	30.39 (March 1990)	
	25.67 (December 1990)	
	26.56 (December 1991)	
	28.34 (March 1993)	
	30.33 (January 1994)	
	0.33 (January 1995)	
8. Joint Farming Co-operative Societies for cultivation in Q, S and T Blocks in Kuttanad	32.06 (June 1988)	The Society is under liquidation since 1994. According to the details furnished by Government, the liquidator had submitted proposals for write off of Government dues to the Registrar of Co-operative Societies, since the Society has not sufficient assets for discharging liabilities. Further action in the matter The Society is under liquidation.
9. Kairali Beedi Workers Central Co-operative Society Limited	18.79 (March 1989)	
10. Trivandrum Rubber Works	138.38 (March 1990)	
	46.00 (August 1991)	
	92.00 (September 1991)	
	26.94 (March 1991)	The Store is under liquidation since 1986. According to the details furnished by Government the amount of Rs.26.94 lakh was ordered to be written off in October 2005. The adjustment in accounts is pending.
11. Palghat Wholesale Co-operative Consumers Store Limited	26.94 (March 1991)	
12. Calicut Wholesale Co-operative Consumers Store	61.92 (March 1993)	The Store is under liquidation since May 2002. As per the details furnished by Government, the Store has no assets for realisation and pay off the liabilities. Action is being taken to write off the amount.

STATEMENT NO.6
GUARANTEES GIVEN BY GOVERNMENT FOR REPAYMENT OF LOANS, ETC. RAISED BY STATUTORY
CORPORATIONS, GOVERNMENT COMPANIES, LOCAL BODIES AND OTHER INSTITUTIONS-*Concl'd.*

<i>Name of the Principal debtor</i>	<i>Amount paid by Government and date of payment (Rupees in lakh)</i>	<i>Remarks</i>
13. Kerala Soaps and Oils Limited	106.43 (March 1996)	
14. Kerala State Coconut Development Corporation Limited.	800.00 (February 1998) 80.00 (March 1998)	
15 Kerala State Wood Industries Limited	165.00 (March 2001)	
16 Kerala State Cashew Development Corporation Limited	28,00.00 (July 2005) 5,00.00 (August 2005)	

The details shown above do not include the particulars of payment made by Government in consideration of guarantee given to Kerala State Electronics Development Corporation Limited (Rs.2439 lakh), Kerala State Wood Industries Limited (Rs.370 lakh) and Kerala Salicylates and Chemicals Limited (Rs.146 lakh) towards repayment of loans to financial institutions.

STATEMENT No.7
CASH BALANCES AND INVESTMENTS OF CASH BALANCES

	<i>Opening Balance on 1st April 2005</i>	<i>Closing Balance on 31st March 2006</i>
(a) General Cash Balance -	(Rupees in lakh)	
1. Cash in Treasuries	4780.99	4828.96
2. Deposits with Reserve Bank	-13005.82	2441.50 (A)
3. Deposits with other Banks	0.15	0.15
4. Remittances in transit - Local	-2506.50	-1686.00
Total	-10731.18	5584.61
5. Investment held in Cash Balance Investment Account	1244.48	15782.94
Total - (a)	-9486.70	21367.55
(b) Other Cash Balances and Investments -		
1. Cash with departmental officers, viz. Public Works Department Officers, Forest Department Officers, District Collectors, etc.	68.84	123.78
2. Permanent advances for contingent expenditure with departmental officers	21.07	22.16
3. Investment of earmarked funds	456.00	456.00
Total - (b)	545.91	601.94
Total - (a) + (b)	-8940.79	21969.49

(A) There was a difference of Rs.685.78 lakh (net credit) between the figures reflected in accounts (Rs.2441.50 lakh) and that communicated by Reserve Bank of India (Rs.1755.72 lakh). Out of the difference, an amount of Rs.4.55 lakh (net debit) has been cleared and the balance of Rs.690.33 lakh is under investigation.

STATEMENT No.7
CASH BALANCES AND INVESTMENTS OF CASH BALANCES-Contd.
Explanatory Notes

1. As per agreement with the Reserve Bank of India, the Government of Kerala has to maintain a minimum cash balance of Rs.166 lakh on all days with the Bank.

The Bank intimates to Government the daily balance with the Bank at the close of each working day. Whenever the balance falls below the agreed minimum, the deficiency is made good either by re-discounting treasury bills or by availing Ways and Means advances.

Special Ways and Means advances not exceeding Rs.38.40 crore are given to the State Government against marketable securities issued by Government of India. Ordinary Ways and Means advances from the Bank, limited to Rs.345 crore from 1st April 2005 onwards were also available to the State, whenever necessary. State Government have to avail of Special Ways and Means advances prior to availing of Ordinary Ways and Means advances.

If the cash balance falls below the stipulated minimum even after availing the maximum amount of Special and Ordinary Ways and Means advances, such shortfall attracts payment of interest to the Bank. If the cash balance has fully run down and expenditure exceeds the available cash balance, the Bank gives Overdrafts which automatically cover the minus balance. As per the overdraft regulation scheme, no State shall be allowed to run on overdraft for more than fourteen consecutive working days or more than thirty six working days in a calendar quarter. The overdraft shall not exceed 100 per cent of Ordinary Ways and Means limit. If the overdraft exceeds this limit continuously for five working days for the first time in a financial year, the Bank will advise the State to bring down the overdraft level. If such irregularity persists on a second or subsequent occasion, payment will be stopped.

The Bank rate of interest was 6% per annum from 30th April 2003

During 2005-06 interest was payable on advances, shortfalls and overdrafts as follows:-

Special Ways and Means advances	5%
Ordinary Ways and Means advances (first 90 days)	6%
(beyond 90 days)	7%
Shortfalls	6%
Overdrafts (up to 100% limit of ordinary WMA)	9%
(beyond 100% limit of ordinary WMA)	12%

Number of days on which the minimum cash balance was maintained without obtaining any advance : 122

Number of days on which the minimum balance was maintained by taking Special Ways and Means advances : 3

Number of days on which the minimum balance was maintained by taking Ordinary Ways and Means advances also : 176

Number of days on which there was shortfall from the agreed minimum balance, even after availing the Special and Ordinary Ways and Means advances to the full extent, but without availing Overdrafts : 3

Number of days on which Overdrafts were availed : 61

STATEMENT No.7
CASH BALANCES AND INVESTMENTS OF CASH BALANCES-Concl'd.
Explanatory Notes- Concl'd.

The maximum amount of overdraft (Rs.402.51 crore) during the year was on 18th April 2005.

The details of transactions during the year 2005-06 under Ways and Means advances (Ordinary and Special), Shortfall and Overdrafts are given below:-

	<i>Opening balance on 1st April 2005</i>	<i>Amount obtained during 2005-06</i>	<i>Amount repaid during 2005-06</i>	<i>Closing balance on 31st March 2006</i>	<i>Amount of interest paid to the Reserve Bank of India</i>
	<i>(Rupees in lakh)</i>				
Special Ways and Means advances	1196.00	9513.00	10709.00	0.00	40.94
Ordinary Ways and Means advances	22329.00	430229.00	452558.00	0.00	919.47
Shortfall from the agreed minimum cash balance	0.00	1667.02	1667.02	0.00	1.94
Overdrafts	0.00	173215.60	173215.60	0.00	269.97
Total	23525.00	614624.62	638149.62	0.00	1232.32

The extent of transactions under Government of India Treasury bills is stated in Para 6 below.

- The cash balance represents the combined balances of Consolidated Fund, Contingency Fund and Public Account.
- The balance against 'Deposits with Reserve Bank' shown in the Government Account represents the balance after taking into account adjustments pertaining to the year 2005-06 advised to the Bank up to 25th April 2006.
- The balance against 'Deposits with other Banks' represents the cash held with the State Bank of Travancore.
- The transactions under the head 'Remittances in Transit - Local' represent remittances between treasuries and currency chest remaining unadjusted on 31st March 2006.
- The following is an analysis of investment held in the Cash Balance Investment Account:-

	<i>Opening Balance on 1st April 2005</i>	<i>Purchases during 2005-06</i>	<i>Sales during 2005-06</i>	<i>Closing balance on 31st March 2006</i>	<i>Interest realised during the year</i>
	<i>(Rupees in lakh)</i>				
Short term investments					
Government of India					
Treasury Bills	0.00	404179.27	389539.81	14639.46	371.35
Long term investments					
Securities of the Government of India	1244.48	0.00	101.00	1143.48	131.06
Total	1244.48	404179.27	389640.81	15782.94	502.41

- The details of investments out of earmarked funds are given in Statement No.19.

STATEMENT No.8
SUMMARY OF BALANCES UNDER CONSOLIDATED FUND,
CONTINGENCY FUND AND PUBLIC ACCOUNT

The following is a summary of the position as on 31st March 2006:-

Debit balances (Rupees in thousand)	Sector of the General Account	Name of Account	Credit balances (Rupees in thousand)
421524931	A to D, G, H & part of L	Consolidated Fund- Government Account	
	E	Public Debt	310881212
54451866	F	Loans and Advances	
		Contingency Fund- Contingency Fund	978503
		Public Account- Small Savings, Provident Funds, etc.	148409315
	J	Reserve Funds- Reserve Funds bearing interest	491312
		Reserve Funds not bearing interest	
45600		Gross Balance	3903286
		Investments	
	K	Deposits and Advances - Deposits bearing interest	7
		Deposits not bearing interest	14682659
4125		Advances	
	L	Suspense and Miscellaneous- Investments	
1578294		Other Items (Net)	3414224
4597241	M	Remittances (Net)	
558461	N	Cash balance (Closing)	
<u>482760518</u>		Total	<u>482760518</u>

Explanatory Notes

1. The significance of the head 'Government Account' is explained in Note 5 below. The other headings in this summary take into account the balances under all account heads in Government books in regard to which government has a liability to repay the money received or has a claim to recover the amount paid and also heads of account opened in the books for adjustments of remittance transactions. It must be understood that these balances cannot be regarded as a complete record of the financial position of the Government of Kerala as these do not take into account all the physical assets of the State, such as lands, buildings, communications, etc., nor any accrued dues or outstanding liabilities which are not brought to account under the cash basis of accounting followed by Government.

STATEMENT No.8
SUMMARY OF BALANCES UNDER CONSOLIDATED FUND,
CONTINGENCY FUND AND PUBLIC ACCOUNT-*Concl'd.*

Explanatory Notes-*Concl'd.*

2. A detailed statement of receipts, disbursements and balances under heads of account relating to Debt, Contingency Fund and Public Account is given in Statement No. 16.

3. In a number of cases there are unreconciled differences in the closing balances as reported in Statement No.16 and that shown in the separate registers or other records maintained in the Accounts Office/ Departmental Offices for the purpose. Steps are being taken to settle the discrepancies as soon as possible. Full details and documents required for the purpose are awaited in many cases from the departmental/ treasury officers; the more important cases are detailed in Appendix II to this compilation.

4. The balances are communicated to departmental officers every year for acceptance thereof. In a large number of cases such acceptances have not been received. Some instances where the verification and acceptance of balances involving large amounts have been delayed are given in Appendix III. In many cases the delay extends over several years.

5. *Government Account*- Under the system of book-keeping followed in Government accounts, the amounts booked under the revenue and capital heads and other transactions of Government, balances of which are not carried forward from year to year in the accounts are closed to a single head called 'Government Account'. The balance under this head represents the cumulative result of all such transactions so that after adding thereto the balances under heads of account relating to Debt, Contingency Fund and Public Account, the closing cash balance at the end of the year may be worked out and proved. The 'Government Account' for 2005-06 given below will show how the net amount at the end of the year has been arrived at.

Debit (Rupees in thousand)	Details	Credit (Rupees in thousand)
382063880	(a) Amount at the debit of Government Account on 1st April 2005	
	Receipts (Revenue Account)	152945273
184236837	Expenditure (Revenue Account)	
8169476	Expenditure (Capital Account)	
11	Miscellaneous	
	Amount at the debit of Government Account on 31st March 2006	421524931
574470204	Total	574470204

(a) This is arrived at as follows:-

	(Rupees in thousand)
(i) Balance as on 31st March, 2005	382729453
(ii) Decrease on account of correction to balance made <i>pro forma</i> consequent on conversion of a portion of the assistance given to Kerala Industrial Infrastructure Development Corporation into loan	665573
Total	382063880

PART II

DETAILED ACCOUNTS AND OTHER STATEMENTS

A. REVENUE AND EXPENDITURE
STATEMENT No. 9
STATEMENT OF REVENUE AND EXPENDITURE UNDER DIFFERENT HEADS
EXPRESSED AS A PERCENTAGE OF TOTAL REVENUE/TOTAL EXPENDITURE

<i>Heads</i>	<i>Amount (Rupees in lakh)</i>	<i>Percentage of total revenue</i>	<i>Percentage of total expenditure</i>
REVENUE			
(a) Tax Revenue -			
(i) Taxes on Income and Expenditure -			
Corporation Tax	69529.00	4.55	3.77
Taxes on Income other than Corporation Tax	49012.00	3.20	2.66
Taxes on Agricultural Income	614.71	0.04	0.03
Other Taxes on Income and Expenditure	-15.00
(ii) Taxes on Property, Capital and Other Transactions -			
Land Revenue	4387.74	0.29	0.24
Stamps and Registration Fees	110141.96	7.20	5.98
Taxes on Wealth	137.00	0.01	0.01
Taxes on Immovable Property other than Agricultural land	4661.68	0.30	0.25
(iii) Taxes on Commodities and Services -			
Customs	49093.00	3.21	2.66
Union Excise Duties	65515.00	4.28	3.56
State Excise	84100.32	5.50	4.57
Taxes on Sales, Trade etc.	703796.84	46.02	38.20
Taxes on Vehicles	62850.52	4.11	3.41
Taxes on Goods and Passengers	0.18
Taxes and Duties on Electricity	3151.89	0.21	0.17
Service Tax	18569.00	1.21	1.01
Other Taxes and Duties on Commodities and Services	4136.14	0.27	0.22
Total - Tax Revenue	1229681.98	80.40	66.74

STATEMENT No. 9
STATEMENT OF REVENUE AND EXPENDITURE UNDER DIFFERENT HEADS
EXPRESSED AS A PERCENTAGE OF TOTAL REVENUE/TOTAL EXPENDITURE -Contd.

<i>Heads</i>	<i>Amount (Rupees in lakh)</i>	<i>Percentage of total revenue</i>	<i>Percentage of total expenditure</i>
REVENUE - Concl'd.			
(b) Non-Tax Revenue -			
(i) Interest Receipts, Dividends and Profits	6454.95	0.42	0.35
(ii) Administrative Services	9878.71	0.65	0.54
(iii) Pensions and Miscellaneous General Services	31782.94	2.08	1.72
(iv) Social Services -			
Education, Sports, Art and Culture	8209.12	0.54	0.45
Health and Family Welfare	2982.97	0.20	0.16
Water Supply, Sanitation, Housing and Urban Development	489.82	0.03	0.03
Information and Broadcasting	5.15
Welfare of Scheduled Castes, Scheduled Tribes and Other Backward Classes and Others	176.61	0.01	0.01
Labour and Labour Welfare	496.75	0.03	0.03
Social Welfare and Nutrition	95.64	0.01	0.01
(v) Economic Services -			
Agriculture and Allied Activities	25114.16	1.64	1.36
Rural Development	18.06		
Special Areas Programmes	0.19		
Irrigation and Flood Control	632.89	0.04	0.03
Energy	0.86		
Industry and Minerals	2992.20	0.20	0.16
Transport	2752.40	0.18	0.15
Science, Technology and Environment	3.94		
General Economic Services	1590.58	0.10	0.09
Total - Non-Tax Revenue	93677.94	6.13	5.09
(c) Grants-in-Aid and Contributions	206092.81	13.47	11.19
Grand Total - Revenue	1529452.73	100.00	83.02

STATEMENT No. 9
STATEMENT OF REVENUE AND EXPENDITURE UNDER DIFFERENT HEADS
EXPRESSED AS A PERCENTAGE OF TOTAL REVENUE/TOTAL EXPENDITURE -Contd.

<i>Heads</i>	<i>Amount (Rupees in lakh)</i>	<i>Percentage of total revenue</i>	<i>Percentage of total expenditure</i>
EXPENDITURE			
Fiscal Services -			
(i) Collection of Taxes on Income and Expenditure	5.35
(ii) Collection of Taxes on Property and Capital Transactions -			
Land Revenue	13614.43	0.89	0.74
Stamps and Registration	4771.94	0.31	0.26
Collection of other Taxes on Property and Capital Transactions	6.34
(iii) Collection of Taxes on Commodities and Services -			
State Excise	4877.59	0.32	0.26
Taxes on Sales, Trade etc.	6119.69	0.40	0.34
Taxes on Vehicles	1772.57	0.12	0.10
Other Taxes and Duties on Commodities and Services	633.62	0.04	0.03
(iv) Other Fiscal Services	7408.62	0.48	0.40
Total - Fiscal Services	39210.15	2.56	2.13
Interest Payments and Servicing of Debt	392984.02	25.70	21.33
Organs of State	21722.17	1.42	1.18
Administrative Services	102327.54	6.69	5.55
Pensions and Miscellaneous General Services	319321.31	20.88	17.33
Social Services -			
Education, Sports, Art and Culture	345685.49	22.60	18.76
Health and Family Welfare	94110.36	6.15	5.11

STATEMENT No. 9
STATEMENT OF REVENUE AND EXPENDITURE UNDER DIFFERENT HEADS
EXPRESSED AS A PERCENTAGE OF TOTAL REVENUE/TOTAL EXPENDITURE-*Concl.*

<i>Heads</i>	<i>Amount (Rupees in lakh)</i>	<i>Percentage of total revenue</i>	<i>Percentage of total expenditure</i>
EXPENDITURE- <i>Concl.</i>			
Social Services - <i>Concl.</i>			
Water Supply, Sanitation, Housing and Urban Development	61151.81	4.00	3.32
Information and Broadcasting	1397.43	0.09	0.08
Welfare of Scheduled Castes, Scheduled Tribes and Other Backward Classes	22405.42	1.47	1.22
Labour and Labour Welfare	14995.58	0.98	0.81
Social Welfare and Nutrition	48307.27	3.16	2.62
Others	1584.82	0.10	0.09
Total - Social Services	589638.18	38.55	32.01
Economic Services -			
Agriculture and Allied Activities	86745.19	5.67	4.71
Rural Development	133754.31	8.75	7.26
Special Areas Programmes	1095.58	0.07	0.06
Irrigation and Flood Control	22866.67	1.50	1.24
Energy	9960.79	0.65	0.54
Industry and Minerals	15639.17	1.02	0.85
Transport	80769.29	5.28	4.38
Science, Technology and Environment	6160.11	0.40	0.34
General Economic Services	20173.89	1.32	1.09
Total - Economic Services	377165.00	24.66	20.47
Grand Total - Expenditure (Revenue Account)	1842368.37	120.46	100.00

STATEMENT No.10

STATEMENT SHOWING THE DISTRIBUTION BETWEEN CHARGED AND VOTED EXPENDITURE

	<i>Actuals for 2005-06</i>		
	<i>Charged</i>	<i>Voted</i> <i>(Rupees in thousand)</i>	<i>Grand Total</i>
Expenditure Heads (Revenue Account)	39924063	144312774 (a)	184236837
Expenditure Heads (Capital Account)	217038	7952438	8169476
Public Debt	79686985	..	79686985
Loans and Advances	..	2871165 (b)	2871165
Total	119828086	155136377	274964463

(a) Includes Rs.406 thousand spent out of an advance from Contingency Fund obtained during 2004-05 and recouped to the Fund during the year and excludes Rs.21497 thousand spent out of advances from Contingency Fund obtained during 2005-06, but not recouped to the Fund till the close of the year.

(b) Includes Rs.150000 thousand spent out of an advance from Contingency Fund obtained during 2004-05 and recouped to the Fund during the year.

STATEMENT No.11
DETAILED ACCOUNT OF REVENUE RECEIPTS AND CAPITAL RECEIPTS BY MINOR HEADS

<i>Heads</i>	<i>Actuals for 2005-06</i> <i>(Rupees in thousand)</i>
RECEIPT HEADS (REVENUE ACCOUNT)	
A. TAX REVENUE(*)	
<i>(a) Taxes on Income and Expenditure</i>	
0020 CORPORATION TAX-	
901 Share of net proceeds assigned to States	6952900
Total	6952900
0021 TAXES ON INCOME OTHER THAN CORPORATION TAX-	
901 Share of net proceeds assigned to States	4901200
Total	4901200
0022 TAXES ON AGRICULTURAL INCOME-	
101 Tax collections	58639
103 Surcharge	668
800 Other Receipts	2164
Total	61471
0028 OTHER TAXES ON INCOME AND EXPENDITURE-	
901 Share of net proceeds assigned to States	-1500 (a)
Total	-1500
Total- A(a) Taxes on Income and Expenditure	11914071
<i>(b) Taxes on Property, Capital and Other Transactions</i>	
0029 LAND REVENUE-	
101 Land Revenue/Tax	263563
102 Taxes on Plantations	8823
105 Receipts from Sale of Government Estates	126
107 Sale proceeds of Waste Lands and redemption of Land Tax	29148
800 Other Receipts	137114
Total	438774
0030 STAMPS AND REGISTRATION FEES-	
01 Stamps-Judicial-	
101 Court fees realised in stamps	-3318 (b)
102 Sale of stamps	526933
800 Other Receipts	10329
Total-01	533944

(*) Under this Sector, the figures are net after taking into account the refunds.

(a) Represents amount adjusted by Ministry of Finance.

(b) Minus credit is due to refunds being more than receipts for the year.

STATEMENT No.11

DETAILED ACCOUNT OF REVENUE RECEIPTS AND CAPITAL RECEIPTS BY MINOR HEADS-Contd.

<i>Heads</i>	<i>Actuals for 2005-06 (Rupees in thousand)</i>
RECEIPT HEADS (REVENUE ACCOUNT)-Contd.	
A. TAX REVENUE- Contd.	
<i>(b) Taxes on Property, Capital and Other Transactions-Concl.</i>	
0030 STAMPS AND REGISTRATION FEES- Concl.	
02 Stamps - Non-Judicial-	
102 Sale of stamps	7669988
103 Duty on impressing of documents	808699
800 Other Receipts	46441
Total-02	<u>8525128</u>
03 Registration Fees-	
104 Fees for registering documents	1799006
800 Other Receipts	156118
Total-03	<u>1955124</u>
Total - Stamps And Registration Fees	<u>11014196</u>
0032 TAXES ON WEALTH-	
901 Share of net proceeds assigned to States	13700
Total	<u>13700</u>
0035 TAXES ON IMMOVABLE PROPERTY OTHER THAN AGRICULTURAL LAND-	
101 Ordinary Collections	466168
Total	<u>466168</u>
Total - A(b) Taxes on Property, Capital and Other Transactions	<u>11932838</u>
<i>(c) Taxes on Commodities and Services</i>	
0037 CUSTOMS-	
901 Share of net proceeds assigned to States	4909300
Total	<u>4909300</u>
0038 UNION EXCISE DUTIES-	
01 Shareable Duties	
901 Share of net proceeds assigned to States	6551500
Total	<u>6551500</u>

STATEMENT No.11

DETAILED ACCOUNT OF REVENUE RECEIPTS AND CAPITAL RECEIPTS BY MINOR HEADS-Contd.

<i>Heads</i>	<i>Actuals for 2005-06 (Rupees in thousand)</i>
RECEIPT HEADS (REVENUE ACCOUNT)-Contd.	
A. TAX REVENUE- Contd.	
<i>(c) Taxes on Commodities and Services-Contd.</i>	
0039 STATE EXCISE-	
101 Country spirits	26562
102 Country fermented liquors	307292
103 Malt liquor	189910
105 Foreign liquors and spirits	7592052
106 Commercial and denatured spirits and medicated wines	30169
107 Medicinal and toilet preparations containing alcohol, opium, etc.	4244
108 Opium, hemp and other drugs	6141
150 Fines and Confiscations	148557
800 Other Receipts	105105
Total	8410032
0040 TAXES ON SALES, TRADE ETC.	
101 Receipts under Central Sales Tax Act	4863627
102 Receipts under State Sales Tax Act	32972578
104 Surcharge on Sales Tax	17677
110 Trade Tax	29558107
800 Other Receipts	2967695
Total	70379684
0041 TAXES ON VEHICLES-	
101 Receipts under the Indian Motor Vehicles Act	955802
102 Receipts under the State Motor Vehicles Taxation Acts	5317520
800 Other Receipts	11730
Total	6285052
0042 TAXES ON GOODS AND PASSENGERS-	
800 Other Receipts	18
Total	18
0043 TAXES AND DUTIES ON ELECTRICITY-	
101 Taxes on consumption and sale of Electricity	250362
102 Fees under the Indian Electricity Rules	50113
103 Fees for the Electrical inspection of cinemas	134
800 Other Receipts	14580
Total	315189

STATEMENT No.11
DETAILED ACCOUNT OF REVENUE RECEIPTS AND CAPITAL RECEIPTS BY MINOR HEADS-Contd.

<i>Heads</i>	<i>Actuals for 2005-06</i> <i>(Rupees in thousand)</i>
RECEIPT HEADS (REVENUE ACCOUNT)-Contd.	
A. TAX REVENUE- Concl'd.	
<i>(c) Taxes on Commodities and Services- Concl'd.</i>	
0044 SERVICE TAX-	
901 Share of net proceeds assigned to States	1856900
Total	1856900
 0045 OTHER TAXES AND DUTIES	
ON COMMODITIES AND SERVICES-	
101 Entertainment Tax	10637
105 Luxury Tax	404948
800 Other Receipts	29
901 Share of net proceeds assigned to States	-2000 (c)
Total	413614
Total-A(c) Taxes on Commodities and Services	99121289
TOTAL-A.TAX REVENUE	122968198
 B. NON-TAX REVENUE	
<i>(b) Interest Receipts, Dividends and Profits</i>	
0049 INTEREST RECEIPTS-	
04 Interest Receipts of State/Union Territory Governments-	
103 Interest from Departmental Commercial Undertakings	100533 (d)
107 Interest from cultivators	73
110 Interest realised on Investment of Cash balances	50241
190 Interest from Public Sector and Other Undertakings	32006
191 Interest from Local bodies	4533
195 Interest from Co-operative Societies	33889
800 Other Receipts	242327 (#)
900 <i>Deduct - Refunds</i>	-41
Total	463561
 0050 DIVIDENDS AND PROFITS-	
101 Dividends from Public Undertakings	111699
200 Dividends from other investments	70235
Total	181934
Total-B(b) Interest Receipts, Dividends And Profits	645495

(c) Represents amount adjusted by Ministry of Finance.

(d) Includes Rs.99862 thousand being interest from Irrigation Projects (Commercial), adjusted in accounts. See also footnotes (m) in page 115 and (n) in page 116 of Statement No.12.

(#) Includes Rs.66379 thousand being receipt on account of rectification of misclassification in respect of discharge value of securities under interest payments in earlier years *vide* foot note (k) Statement No.17.

STATEMENT No.11
DETAILED ACCOUNT OF REVENUE RECEIPTS AND CAPITAL RECEIPTS BY MINOR HEADS-Contd.

<i>Heads</i>	<i>Actuals for 2005-06</i> <i>(Rupees in thousand)</i>
RECEIPT HEADS (REVENUE ACCOUNT)-Contd.	
B. NON-TAX REVENUE-Contd.	
<i>(c) Other Non-Tax Revenue</i>	
<i>(i) General Services</i>	
0051 PUBLIC SERVICE COMMISSION-	
105 State Public Service Commission-Examination fees	3975
800 Other Receipts	16734
900 <i>Deduct Refunds</i>	-3
Total	20706
0055 POLICE-	
101 Police supplied to other Governments	22198
102 Police supplied to other parties	109955
103 Fees, Fines and Forfeitures	114761
104 Receipts under Arms Act	509
501 Services and Service Fees	909
800 Other Receipts	37872
900 <i>Deduct - Refunds</i>	(e)
Total	286204
0056 JAILS-	
102 Sale of Jail manufactures	772
501 Services and Service Fees	4
800 Other Receipts	5108
Total	5884
0058 STATIONERY AND PRINTING-	
101 Stationery receipts	7151
102 Sale of Gazettes, etc.	3900
200 Other Press receipts	85717
800 Other Receipts	3802
900 <i>Deduct Refunds</i>	-32
Total	100538
0059 PUBLIC WORKS-	
01 Office Buildings-	
011 Rents	402
103 Recovery of percentage charges	379
800 Other Receipts	44
Total-01	825

(e) Amount negligible.

STATEMENT No.11
DETAILED ACCOUNT OF REVENUE RECEIPTS AND CAPITAL RECEIPTS BY MINOR HEADS-Contd.

<i>Heads</i>	<i>Actuals for 2005-06</i> <i>(Rupees in thousand)</i>
RECEIPT HEADS (REVENUE ACCOUNT)-Contd.	
B. NON-TAX REVENUE-Contd.	
<i>(c) Other Non-Tax Revenue-Contd.</i>	
<i>(i) General Services-Contd.</i>	
0059 PUBLIC WORKS - Concl'd.	
60 Other Buildings-	
103 Recovery of percentage charges	161
800 Other Receipts	1
Total-60	162
80 General-	
011 Rents	3875
103 Recovery of percentage charges	154
800 Other Receipts	21813
Total-80	25842
Total - Public Works	26829
 0070 OTHER ADMINISTRATIVE SERVICES-	
01 Administration of Justice-	
102 Fines and forfeitures	240335
501 Services and service fees	23135
800 Other Receipts	42994
900 <i>Deduct -Refunds</i>	-3877
Total-01	302587
02 Elections-	
101 Sale proceeds of election forms and documents	1874
104 Fees, fines and forfeitures	1194
800 Other Receipts	47895
Total-02	50963
60 Other Services-	
103 Receipts under Explosives Act	2758
106 Civil Defence	5
109 Fire Protection and Control	24285
110 Fees for Government Audit	38635
115 Receipts from Guest houses, Government hostels, etc.	4643
800 Other Receipts	124001
900 <i>Deduct-Refunds</i>	-167
Total-60	194160
Total - Other Administrative Services	547710

STATEMENT No.11
DETAILED ACCOUNT OF REVENUE RECEIPTS AND CAPITAL RECEIPTS BY MINOR HEADS-Contd.

<i>Heads</i>	<i>Actuals for 2005-06</i> <i>(Rupees in thousand)</i>
RECEIPT HEADS (REVENUE ACCOUNT)-Contd.	
B. NON-TAX REVENUE-Contd.	
<i>(c) Other Non-Tax Revenue - Contd.</i>	
<i>(i) General Services - Concl'd.</i>	
0071 CONTRIBUTIONS AND RECOVERIES TOWARDS PENSION AND OTHER RETIREMENT BENEFITS-	
01 Civil-	
101 Subscriptions and contributions	177398
800 Other Receipts	1191
900 <i>Deduct-Refunds</i>	-105
Total	178484
 0075 MISCELLANEOUS GENERAL SERVICES-	
101 Unclaimed Deposits	96717
103 State Lotteries	2295710
105 Sale of land and property	1632
108 Guarantee fees	645485
800 Other Receipts	3420
900 <i>Deduct -Refunds</i>	-43154
Total	2999810
Total - B(c)(i) General Services	4166165
 <i>(ii) Social Services</i>	
0202 EDUCATION, SPORTS, ART AND CULTURE-	
01 General Education-	
101 Elementary Education	5904
102 Secondary Education	415628
103 University and Higher Education	181853
105 Languages Development	138
600 General	21
Total-01	603544
 02 Technical Education-	
101 Tuitions and other fees	55109
800 Other Receipts	134530
900 <i>Deduct-Refunds</i>	-37
Total-02	189602
 03 Sports and Youth Services-	
101 Physical Education-Sports and Youth Welfare	71
800 Other Receipts	184
Total-03	255

STATEMENT No.11
DETAILED ACCOUNT OF REVENUE RECEIPTS AND CAPITAL RECEIPTS BY MINOR HEADS-Contd.

<i>Heads</i>	<i>Actuals for 2005-06</i> <i>(Rupees in thousand)</i>
RECEIPT HEADS (REVENUE ACCOUNT)-Contd.	
B. NON-TAX REVENUE-Contd.	
<i>(c) Other Non-Tax Revenue - Contd.</i>	
<i>(ii) Social Services - Contd.</i>	
0202 EDUCATION, SPORTS, ART AND CULTURE - Concl'd.	
04 Art and Culture-	
101 Archives and Museums	18514
102 Public Libraries	1040
800 Other Receipts	7957
Total-04	27511
Total-Education, Sports, Art and Culture	820912
 0210 MEDICAL AND PUBLIC HEALTH-	
01 Urban Health Services-	
020 Receipts from patients for hospital and dispensary services	69499
101 Receipts from Employees State Insurance Scheme	99522
103 Contribution for Central Government Health Scheme	2
104 Medical Store Depots	327
107 Receipts from Drug Manufactures	68
800 Other Receipts	2958
Total-01	172376
 02 Rural Health Services-	
101 Receipts/contributions from patients and others	1671
800 Other Receipts	659
900 <i>Deduct-Refunds</i>	-41
Total-02	2289
 03 Medical Education, Training and Research-	
101 Ayurveda	8395
102 Homoeopathy	1960
103 Unani	28
104 Siddha	12
105 Allopathy	69631
800 Other Receipts	2407
900 <i>Deduct -Refunds</i>	-47
Total-03	82386

STATEMENT No.11
DETAILED ACCOUNT OF REVENUE RECEIPTS AND CAPITAL RECEIPTS BY MINOR HEADS-Contd.

<i>Heads</i>	<i>Actuals for 2005-06</i> <i>(Rupees in thousand)</i>
RECEIPT HEADS (REVENUE ACCOUNT)-Contd.	
B. NON-TAX REVENUE-Contd.	
<i>(c) Other Non-Tax Revenue - Contd.</i>	
<i>(ii) Social Services - Contd.</i>	
0210 MEDICAL AND PUBLIC HEALTH- Concl'd .	
04 Public Health-	
102 Sale of Sera/Vaccine	4
104 Fees and fines, etc.	8497
105 Receipts from Public Health Laboratories	11037
501 Services and service fees	3
800 Other Receipts	159
Total-04	<u>19700</u>
80 General-	
800 Other Receipts	21409
900 <i>Deduct -Refunds</i>	-189
Total-80	<u>21220</u>
Total - Medical And Public Health	<u>297971</u>
0211 FAMILY WELFARE-	
101 Sale of Contraceptives	15
800 Other Receipts	311
Total	<u>326</u>
0215 WATER SUPPLY AND SANITATION-	
01 Water supply	
102 Receipts from Rural water supply schemes	1
103 Receipt from Urban water supply schemes	15
800 Other Receipts	21
Total-01	<u>37</u>
02 Sewerage and Sanitation	
800 Other Receipts	6
Total-02	<u>6</u>
Total-Water supply and sanitation	<u>43</u>

STATEMENT No.11
DETAILED ACCOUNT OF REVENUE RECEIPTS AND CAPITAL RECEIPTS BY MINOR HEADS-Contd.

<i>Heads</i>	<i>Actuals for 2005-06</i> <i>(Rupees in thousand)</i>
RECEIPT HEADS (REVENUE ACCOUNT)-Contd.	
B. NON-TAX REVENUE-Contd.	
<i>(c) Other Non-Tax Revenue - Contd.</i>	
<i>(ii) Social Services-Contd.</i>	
0216 HOUSING-	
01 Government Residential Buildings-	
106 General Pool Accommodation	15964
Total-01	15964
80 General-	
800 Other Receipts	22701
900 <i>Deduct -Refunds</i>	(f)
Total-80	22701
Total - Housing	38665
0217 URBAN DEVELOPMENT-	
60 Other Urban Development Schemes-	
800 Other Receipts	10276
900 <i>Deduct -Refunds</i>	-2
Total	10274
0220 INFORMATION AND PUBLICITY-	
60 Others-	
113 Receipts from other publications	137
800 Other Receipts	378
Total	515
0230 LABOUR AND EMPLOYMENT-	
101 Receipts under Labour Laws	1478
102 Fees for registration of Trade Unions	143
103 Fees for inspection of Steam Boilers	2057
104 Fees realised under Factory's Act	26919
105 Examination Fees under Mines Act	67
106 Fees under Contract Labour (Regulation and Abolition Rules)	855
800 Other Receipts	18156
Total	49675

(f) Amount negligible.

STATEMENT No.11
DETAILED ACCOUNT OF REVENUE RECEIPTS AND CAPITAL RECEIPTS BY MINOR HEADS-Contd.

<i>Heads</i>	<i>Actuals for 2005-06</i> <i>(Rupees in thousand)</i>
RECEIPT HEADS (REVENUE ACCOUNT)-Contd.	
B. NON-TAX REVENUE-Contd.	
<i>(c) Other Non-Tax Revenue - Contd.</i>	
<i>(ii) Social Services-Concl'd.</i>	
0235 SOCIAL SECURITY AND WELFARE-	
01 Rehabilitation	
800 Other Receipts	7
Total-01	7
60 Other Social Security and Welfare Programmes-	
800 Other Receipts	9557
Total-60	9557
Total-Social Security and Welfare	
9564	
0250 OTHER SOCIAL SERVICES-	
102 Welfare of Scheduled Castes, Scheduled Tribes and Other Backward Classes	
	15090
800 Other Receipts	2571
Total	17661
Total-B(c)(ii) Social services	
1245606	
<i>(iii) Economic Services</i>	
0401 CROP HUSBANDRY-	
103 Seeds	2080
104 Receipts from Agricultural Farms	27795
105 Sale of manures and fertilisers	238
107 Receipts from Plant Protection Services	3966
108 Receipts from Commercial crops	12831
119 Receipts from Horticulture and Vegetable crops	3663
120 Sale, hire and services of agricultural implements and machinery including tractors	331
800 Other Receipts	86518
900 <i>Deduct -Refunds</i>	-22
Total	137400

STATEMENT No.11
DETAILED ACCOUNT OF REVENUE RECEIPTS AND CAPITAL RECEIPTS BY MINOR HEADS-Contd.

<i>Heads</i>	<i>Actuals for 2005-06</i> <i>(Rupees in thousand)</i>
RECEIPT HEADS (REVENUE ACCOUNT)-Contd.	
B. NON-TAX REVENUE-Contd.	
<i>(c) Other Non-Tax Revenue - Contd.</i>	
<i>(iii) Economic Services - Contd.</i>	
0403 ANIMAL HUSBANDRY-	
102 Receipts from Cattle and Buffalo Development	45153
103 Receipts from Poultry Development	5430
105 Receipts from Piggery Development	1257
108 Receipts from other live stock development	1
501 Services and Service fees	1845
800 Other Receipts	3083
Total	56769
0404 DAIRY DEVELOPMENT-	
102 Milk Supply Scheme-Thiruvananthapuram	10
800 Other Receipts	9446
900 <i>Deduct -Refunds</i>	-5
Total	9451
0405 FISHERIES-	
011 Rents	551
103 Sale of fish, fish seeds, etc.	2845
501 Service and Service Fees	(g)
800 Other Receipts	50160
Total	53556
0406 FORESTRY AND WILDLIFE-	
01 Forestry-	
101 Sale of timber and other forest produce	1808611
800 Other Receipts	92971
900 <i>Deduct -Refunds</i>	-5300
Total - Forestry And Wildlife	1896282
0425 CO-OPERATION-	
101 Audit fees	33990
800 Other Receipts	323831
Total	357821
0435 OTHER AGRICULTURAL PROGRAMMES-	
104 Soil and Water Conservation	131
800 Other Receipts	6
Total	137

(g) Amount negligible.

STATEMENT No.11
DETAILED ACCOUNT OF REVENUE RECEIPTS AND CAPITAL RECEIPTS BY MINOR HEADS-Contd.

<i>Heads</i>	<i>Actuals for 2005-06</i> <i>(Rupees in thousand)</i>
RECEIPT HEADS (REVENUE ACCOUNT)-Contd.	
B. NON-TAX REVENUE-Contd.	
<i>(c) Other Non-Tax Revenue - Contd.</i>	
<i>(iii) Economic Services - Contd.</i>	
0515 OTHER RURAL DEVELOPMENT PROGRAMMES-	
102 Receipts from Community Development Projects	178
800 Other Receipts	1628
Total	1806
0575 OTHER SPECIAL AREAS PROGRAMMES-	
60 Others-	
800 Other Receipts	19
Total	19
0701 MAJOR AND MEDIUM IRRIGATION (h)	
01 Major Irrigation-Commercial-	
101 Periyar Valley Project (Bhoothathankettu Scheme)	4699
102 Malampuzha Project	4360
103 Walayar Project	321
104 Mangalam Project	454
105 Meenkara Project (Gayathri Project)	895
Total-01	10729
02 Major Irrigation-Non-Commercial-	
101 Neyyar Irrigation Project	992
102 Pazhassi Project (Valapattanam Project)	3053
103 Kuttiadi Irrigation Project	3972
104 Wadakkancherry Project	381
106 Pamba Irrigation Project	434
107 Chittoorpuzha Project	1080
108 Kanhirapuzha Scheme	4302
111 Meenachil Project	(i)
112 Muvattupuzha Project	8
800 Other Receipts	21645
Total-02	35867
03 Medium Irrigation-Commercial-	
101 Peechi Reservoir Scheme	766
102 Chalakudy River Diversion Scheme	849
103 Cheerakuzhy Scheme	26
Total-03	1641

(h) The introduction of two new major head 0700 Major Irrigation and 0701 Medium Irrigation in the List of Major and Minor Heads with effect from 1.4.2004 has not been implemented by State Government so far.

(i) Amount negligible.

STATEMENT No.11
DETAILED ACCOUNT OF REVENUE RECEIPTS AND CAPITAL RECEIPTS BY MINOR HEADS-Contd.

<i>Heads</i>	<i>Actuals for 2005-06</i> <i>(Rupees in thousand)</i>
RECEIPT HEADS (REVENUE ACCOUNT)-Contd.	
B. NON-TAX REVENUE-Contd.	
<i>(c) Other Non-Tax Revenue - Contd.</i>	
<i>(iii) Economic Services - Contd.</i>	
0701 MAJOR AND MEDIUM IRRIGATION-Concl'd.	
04 Medium Irrigation-Non-Commercial-	
101 Pothundy Scheme	467
104 Chimony Project	19
Total-04	486
Total-Major and Medium Irrigation	48723
0702 MINOR IRRIGATION-	
01 Surface Water-	
102 Receipts from Lift Irrigation Schemes	1992
800 Other Receipts	6092
Total 01	8084
02 Ground Water-	
800 Other Receipts	6481
Total-02	6481
04 Flood Control-	
102 Flood Control Project	1
Total-04	1
Total-Minor Irrigation	14566
0802 PETROLEUM-	
104 Receipts under the Petroleum Act	86
Total	86
0851 VILLAGE AND SMALL INDUSTRIES-	
101 Industrial Estates	2366
102 Small Scale Industries	6581
103 Handloom Industries	1
104 Handicrafts Industries	2
106 Coir Industries	20232
200 Other Village Industries	1
800 Other Receipts	18003
900 <i>Deduct -Refunds</i>	-29
Total	47157

STATEMENT No.11
DETAILED ACCOUNT OF REVENUE RECEIPTS AND CAPITAL RECEIPTS BY MINOR HEADS-Contd.

<i>Heads</i>	<i>Actuals for 2005-06</i> <i>(Rupees in thousand)</i>
RECEIPT HEADS (REVENUE ACCOUNT)-Contd.	
B. NON-TAX REVENUE-Contd.	
<i>(c) Other Non-Tax Revenue - Contd.</i>	
<i>(iii) Economic Services - Contd.</i>	
0852 INDUSTRIES-	
06 Engineering Industries-	
102 Transport Equipment Industries	15
Total 06	15
08 Consumer Industries-	
600 Others	12
Total-08	12
80 General-	
501 Services and Service Fees	1012
800 Other Receipts	54
Total 80	1066
Total-Industries	1093
0853 NON-FERROUS MINING AND METALLURGICAL INDUSTRIES-	
102 Mineral concession fees, rents and royalties	242811
103 Receipts under the Carbide of Calcium Rules	98
104 Mines Department	361
800 Other Receipts	7671
Total	250941
0875 OTHER INDUSTRIES-	
60 Others-	
800 Other Receipts	29
Total- Other Industries	29
1051 PORTS AND LIGHT HOUSES-	
02 Minor Ports-	
103 Registration and other fees	1756
Total-02	1756
80 General-	
800 Other Receipts	23568
Total-80	23568
Total-Ports and Light Houses	25324

STATEMENT No.11
DETAILED ACCOUNT OF REVENUE RECEIPTS AND CAPITAL RECEIPTS BY MINOR HEADS-Contd.

<i>Heads</i>	<i>Actuals for 2005-06</i> <i>(Rupees in thousand)</i>
RECEIPT HEADS (REVENUE ACCOUNT)-Contd.	
B. NON-TAX REVENUE-Concl.	
<i>(c) Other Non-Tax Revenue - Concl.</i>	
<i>(iii) Economic Services - Concl.</i>	
1054 ROADS AND BRIDGES-	
102 Tolls on Roads	17636
800 Other Receipts	186505
900 <i>Deduct -Refunds</i>	-381
Total	203760
1056 INLAND WATER TRANSPORT-	
800 Other Receipts	45731
900 <i>Deduct -Refunds</i>	(i)
Total	45731
1075 OTHER TRANSPORT SERVICES-	
800 Other Receipts	425
Total	425
1425 OTHER SCIENTIFIC RESEARCH-	
800 Other Receipts	394
Total	394
1452 TOURISM-	
104 Promotion and Publicity	11
800 Other Receipts	30721
900 <i>Deduct -Refunds</i>	-28
Total	30704
1456 CIVIL SUPPLIES-	
800 Other Receipts	10760
900 <i>Deduct -Refunds</i>	-354
Total	10406
1475 OTHER GENERAL ECONOMIC SERVICES-	
012 Statistics	51
106 Fees for stamping weights and measures	89364
200 Regulation of other business undertakings	24232
201 Land Ceilings (other than agricultural land)	2558
800 Other Receipts	1773
900 <i>Deduct -Refunds</i>	-30
Total	117948
TOTAL-B(c)(iii) Economic Services	3310528
Total-B(c) Other Non-Tax Revenue	8722299
TOTAL-B. NON-TAX REVENUE	9367794

(i) Amount negligible.

STATEMENT No.11
DETAILED ACCOUNT OF REVENUE RECEIPTS AND CAPITAL RECEIPTS BY MINOR HEADS-Contd.

<i>Heads</i>	<i>Actuals for 2005-06</i> <i>(Rupees in thousand)</i>
RECEIPT HEADS (REVENUE ACCOUNT)-Contd.	
C.GRANTS-IN-AID AND CONTRIBUTIONS	
1601 GRANTS-IN-AID FROM CENTRAL GOVERNMENT-	
01 Non-Plan Grants-	
104 Grants under Proviso to Article 275(1) of the Constitution	7089058 (k)
109 Grants towards contribution to Calamity Relief Fund	641300
110 Grants from National Calamity Contingency Fund Police	179350 (l)
111 Modernisation of Police Force	102735
112 Other Grants	5047
113 Other Administrative Services-Payment to State/Union Territories for Administration of Central Acts and Regulations	2347
114 Secondary Education - Scholarships	467
115 Village and Small Industries - Handloom Industries	21597
116 Language Development - Promotion of Modern Indian Languages and Literature	1000
800 Other Grants	4564700 (m)
Total 01	12607601
02 Grants for State/Union Territory Plan Schemes-	
101 Block grants	4363722 (n)
105 Grants from Central Road Fund	462100
106 Welfare of Scheduled Tribes - Special Central Assistance for Tribal sub-plan	27403
111 Welfare of Backward Classes - Education	4850
Total-02	4858075
03 Grants for Central Plan Schemes-	
107 Language Development - Sanskrit Education	1080
108 Sports and Youth Services-Youth Welfare Programmes for students	6130
110 Art and Culture - Public Libraries	450
112 Social Welfare - Child Welfare	15000
113 Welfare of Scheduled Tribes- Education	23722

(k)(i) Represents Rs.4703700 thousand being grant to cover deficit on Revenue Account, (ii) Rs.2268000 thousand being the grants for Urban Local bodies and Panchayati Raj Institutions, (iii) Rs.67358 thousand under 'Upgradation of Services and Special Problems' and (iv) Rs.50000 thousand being grants for the maintenance of forests.

(l) Represents grants released towards relief measures on account of flood during 2005-2006.

(m) Represents grants released to State for revenue loss due to introduction of VAT.

(n) Includes Rs.954211 thousand being the Additional Central Assistance for externally aided projects.

STATEMENT No.11

DETAILED ACCOUNT OF REVENUE RECEIPTS AND CAPITAL RECEIPTS BY MINOR HEADS-Contd.

Heads

Actuals for 2005-06

(Rupees in thousand)

RECEIPT HEADS (REVENUE ACCOUNT)-Contd.

C.GRANTS-IN-AID AND CONTRIBUTIONS-Contd.

1601 GRANTS-IN-AID FROM CENTRAL GOVERNMENT- Contd.

03 Grants for Central Plan Schemes- Concl'd.

114 Welfare of Scheduled Castes- Education	150
Crop Husbandry -	
115 Plant Protection	331
116 Agricultural Engineering	1672
118 Manures and Fertilisers	6010
119 Other Grants	500
120 Dairy Development-Dairy Development Projects	36804
122 Fisheries-Direction and Administration	3149
123 Environmental Forestry and Wildlife - Wildlife Preservation	6308
124 Forestry-Forest Conservation, Development and Regeneration	12500
125 Afforestation and Ecology Development - National Afforestation and Ecology development programme	486
126 Land Reforms - Other Grants	48972
127 Census-Other Grants	12632
128 General Education - Other Grants	5904
129 Public Health - Prevention and Control of Diseases	600
130 Other Rural Development Programmes - Training	1500
Total-03	<u>183900</u>

04 Grants for Centrally Sponsored Plan Schemes-

Elementary Education

106 Teachers Training	49716
107 Other Grants	182591
Secondary Education -	
108 Research and Training	31250
109 Equipment	49903
110 Medical Education, Training and Research- Ayurveda	18293
111 Urban Health Services-Other Systems of Medicines-Direction and Administration	61375
Family Welfare-	
120 Direction and Administration	49200
121 Rural Family Welfare Services	247200
122 Training	9278
123 Other Services and Supplies	8350

STATEMENT No.11

DETAILED ACCOUNT OF REVENUE RECEIPTS AND CAPITAL RECEIPTS BY MINOR HEADS-Concl'd.

Heads

Actuals for 2005-06

(Rupees in thousand)

RECEIPT HEADS (REVENUE ACCOUNT)-Concl'd.

C.GRANTS-IN-AID AND CONTRIBUTIONS-Concl'd.

1601 GRANTS-IN-AID FROM CENTRAL GOVERNMENT- Concl'd .

04 Grants for Centrally Sponsored Plan Schemes-Concl'd.

124 Public Health - Prevention and Control of Diseases	4377
125 Water Supply - Rural Water Supply Programmes	23568
126 Integrated Development of Small and Medium Towns - Other grants	46926
127 Welfare of Scheduled Castes-Education	388852
Social Welfare-	
128 Women's Welfare	13243
129 Child Welfare	945408
130 Welfare of Scheduled Tribes-Education	7169
Crop Husbandry-	
131 Agricultural Economics and Statistics	45700
132 Extension and Farmer's Training	4000
133 Development of Oil Seeds	750
134 Other grants	476000
Animal Husbandry-	
135 Veterinary Services and Animal Health	22800
136 Cattle and Buffalo Development	5800
137 Poultry Development	19168
Fisheries-	
138 Marine Fisheries	121838
139 Inland Fisheries	31908
140 Environmental Forestry and Wildlife - Wildlife Preservation	54052
142 General (Minor Irrigation)-Machinery and Equipments	1238
143 Bio-energy - National Programme for Bio-gas development	580
144 Village and Small Industries - Handloom Industries	33017
145 Training - Industrial Training Institutes	6155

Total-04 2959705

Total-Grants-in-Aid from Central Government 20609281

TOTAL-C.GRANTS-IN-AID AND CONTRIBUTIONS 20609281

TOTAL-RECEIPT HEADS (REVENUE ACCOUNT) 152945273

RECEIPT HEAD (CAPITAL ACCOUNT)

4000 MISCELLANEOUS CAPITAL RECEIPTS

TOTAL -Miscellaneous Capital Receipts ..

TOTAL - RECEIPT HEADS (CAPITAL ACCOUNT) ..

GRAND TOTAL - RECEIPTS 152945273

STATEMENT NO.12
DETAILED ACCOUNT OF EXPENDITURE BY MINOR HEADS

(In this statement figures in *italics* represent charged expenditure)

<i>Heads</i>	<i>NON-PLAN</i>	<i>Actuals for 2005-06</i> <i>PLAN</i>	<i>TOTAL</i>
		<i>(Rupees in thousand)</i>	
EXPENDITURE HEADS (REVENUE ACCOUNT)			
A. GENERAL SERVICES			
<i>(a) Organs of State</i>			
2011 PARLIAMENT/STATE/UNION TERRITORY LEGISLATURES-			
02 State/Union Territory Legislatures-			
	<i>2598</i>		
101 Legislative Assembly	59725		62323
103 Legislative Secretariat	134525		134525
104 Legislators' Hostel	14809		14809
800 Other Expenditure	400		400
911 <i>Deduct</i> -Recoveries of Overpayment			
	<i>2598</i>		
Total	209459		212057
2012 PRESIDENT, VICE-PRESIDENT/GOVERNOR/ ADMINISTRATOR OF UNION TERRITORIES			
03 Governor/Administrator of Union Territories-			
090 Secretariat	<i>9590</i>		9590
101 Emoluments and allowances of the Governor/Administrator of Union Territories	<i>432</i>		432
102 Discretionary Grants	<i>291</i>		291
103 Household Establishment	<i>7020</i>		7020
105 Medical Facilities	<i>1073</i>		1073
106 Entertainment Expenses	<i>104</i>		104
107 Expenditure from Contract Allowance	<i>472</i>		472
108 Tour Expenses	<i>696</i>		696
Total	19678		19678
2013 COUNCIL OF MINISTERS			
101 Salary of Ministers and Deputy Ministers	12486		12486
104 Entertainment and hospitality expenses	950		950
108 Tour Expenses	13032		13032
800 Other Expenditure	27799		27799
911 <i>Deduct</i> -Recoveries of Overpayment	-10		-10
Total	54257		54257

STATEMENT NO.12
DETAILED ACCOUNT OF EXPENDITURE BY MINOR HEADS-Contd.

<i>Heads</i>	<i>NON-PLAN</i>	<i>Actuals for 2005-06 PLAN</i>	<i>TOTAL</i>
		<i>(Rupees in thousand)</i>	
EXPENDITURE HEADS (REVENUE ACCOUNT)-Contd.			
A. GENERAL SERVICES-Contd.			
(a) Organs of State-Concl'd.			
 2014 ADMINISTRATION OF JUSTICE-			
102 High Courts	205139		205139
103 Special Courts	2041		2041
105 Civil and Session Courts	618319		618319
108 Criminal Courts	203982		203982
110 Administrators General and Official Trustees	591		591
112 Official Receivers	1374		1374
114 Legal Advisers and Counsels	132819		132819
117 Family Courts	40710		40710
800 Other Expenditure	93060		93060
	-5		
911 <i>Deduct</i> -Recoveries of Overpayment	-208		-213
	205134		
Total	1092688		1297822
 2015 ELECTIONS-			
101 Election Commission	19993		19993
102 Electoral Officers	13166		13166
103 Preparation and Printing of Electoral rolls	93990		93990
105 Charges for conduct of elections to Parliament	9256		9256
106 Charges for conduct of elections to State/Union Territory Legislature	11238		11238
108 Issue of Photo Identity-Cards to Voters	6663		6663
109 Charges for conduct of elections to Panchayaths/local bodies	433354		433354
110 Delimitation Commission	927		927
911 <i>Deduct</i> -Recoveries of Overpayment	-184		-184
	588403		588403
	227410		
Total-A(a) Organs of State	1944807		2172217

STATEMENT NO.12
DETAILED ACCOUNT OF EXPENDITURE BY MINOR HEADS-Contd.

Actuals for 2005-06

<i>Heads</i>	<i>NON-PLAN</i>	<i>PLAN</i>	<i>TOTAL</i>
	<i>(Rupees in thousand)</i>		
EXPENDITURE HEADS (REVENUE ACCOUNT)-Contd.			
A. GENERAL SERVICES-Contd.			
(b) Fiscal Services			
(i) Collection of Taxes on Income and Expenditure			
2020 COLLECTION OF TAXES ON INCOME AND EXPENDITURE-			
104 Collection Charges-Agriculture Income Tax	535		535
Total	535	..	535
Total-Collection of Taxes on Income and Expenditure	535	..	535
(ii) Collection of Taxes on Property and Capital Transactions-			
2029 LAND REVENUE-			
101 Collection Charges	646759		646759
102 Survey and Settlement Operations	312437		312437
103 Land Records	40295		40295
	<i>206</i>		
800 Other Expenditure	22396	345578	368180
911 <i>Deduct</i> -Recoveries of Overpayment	-3287	-2941	-6228
	<i>206</i>		
Total	1018600	342637	1361443
2030 STAMPS AND REGISTRATION-			
01 Stamps-Judicial-			
101 Cost of Stamps	2929		2929
102 Expenses on Sale of Stamps	6206		6206
Total-01	9135	..	9135
02 Stamps-Non-Judicial-			
101 Cost of Stamps	29864		29864
102 Expenses on Sale of Stamps	76180		76180
Total-02	106044	..	106044
03 Registration-			
001 Direction and Administration	305648	58370	364018
911 <i>Deduct</i> -Recoveries of Overpayment	-2003		-2003
Total-03	303645	58370	362015
Total-Stamps and Registration	418824	58370	477194

STATEMENT NO.12
DETAILED ACCOUNT OF EXPENDITURE BY MINOR HEADS-Contd.

<i>Heads</i>	<i>Actuals for 2005-06</i>		<i>TOTAL</i>
	<i>NON-PLAN</i>	<i>PLAN</i>	
	<i>(Rupees in thousand)</i>		
EXPENDITURE HEADS (REVENUE ACCOUNT)-Contd.			
A. GENERAL SERVICES-Contd.			
(b) Fiscal Services-Contd.			
(ii) Collection of Taxes on Property and Capital Transactions-concltd.			
2035 COLLECTION OF OTHER TAXES ON PROPERTY AND CAPITAL TRANSACTIONS-			
101 Taxes on Immovable Property other than Agricultural Land	634		634
Total	634	..	634
Total-Collection of Taxes on Property and Capital Transactions	206		
	1438058	401007	1839271
(iii) Collection of Taxes on Commodities and Services			
2039 STATE EXCISE-			
001 Direction and Administration	489186		489186
911 <i>Deduct</i> -Recoveries of Overpayment	-1427		-1427
Total	487759	..	487759
2040 TAXES ON SALES, TRADE ETC-			
101 Collection Charges	561252	48367	609619
800 Other Expenditure	2400		2400
911 <i>Deduct</i> -Recoveries of Overpayment	-50		-50
Total	563602	48367	611969
2041 TAXES ON VEHICLES-			
001 Direction and Administration	121984		121984
102 Inspection of Motor Vehicles	55394		55394
800 Other Expenditure	182		182
911 <i>Deduct</i> -Recoveries of Overpayment	-303		-303
Total	177257	..	177257

STATEMENT NO.12
DETAILED ACCOUNT OF EXPENDITURE BY MINOR HEADS-Contd.

<i>Heads</i>	<i>Actuals for 2005-06</i>		
	<i>NON-PLAN</i>	<i>PLAN</i>	<i>TOTAL</i>
	<i>(Rupees in thousand)</i>		
EXPENDITURE HEADS (REVENUE ACCOUNT)-Contd.			
A. GENERAL SERVICES-Contd.			
<i>(b) Fiscal Services-Concl'd.</i>			
<i>(iii) Collection of Taxes on Commodities and Services-Concl'd.</i>			
2045 OTHER TAXES AND DUTIES ON COMMODITIES AND SERVICES-			
103 Collection Charges-Electricity Duty	59789		59789
200 Collection Charges-Other Taxes and Duties	3573		3573
Total	63362	..	63362
Total-Collection of Taxes on Commodities and Services	1291980	48367	1340347
<i>(iv) Other Fiscal Services</i>			
2047 OTHER FISCAL SERVICES-			
103 Promotion of Small Savings	747329		747329
106 State Stamp Depot	3772		3772
911 <i>Deduct</i> -Recoveries of Overpayment	-10239		-10239
Total	740862	..	740862
Total-Other Fiscal Services	740862	..	740862
	<i>206</i>		
Total-A(b) Fiscal Services	3471435	449374	3921015
<i>(c) Interest Payments and Servicing of Debt</i>			
2048 APPROPRIATION FOR REDUCTION OR AVOIDANCE OF DEBT			
101 Sinking Funds	1305904		1305904
Total	1305904		1305904
2049 INTEREST PAYMENTS-			
01 Interest on Internal Debt-			
101 Interest on Market Loans	8908978		8908978
115 Interest on Ways & Means Advances from Reserve Bank of India	123233		123233
123 Interest on Special Securities issued to National Small Savings Fund of the Central Government by State Government	7209093		7209093
200 Interest on Other Internal Debts	5888077		5888077
305 Management of Debt	32752		32752
911 <i>Deduct</i> -Recoveries of Overpayment	-39		-39
Total-01	22162094	..	22162094

STATEMENT NO.12
DETAILED ACCOUNT OF EXPENDITURE BY MINOR HEADS-Contd .

<i>Heads</i>	<i>Actuals for 2005-06</i>		<i>TOTAL</i>
	<i>NON-PLAN</i>	<i>PLAN</i>	
	<i>(Rupees in thousand)</i>		
EXPENDITURE HEADS (REVENUE ACCOUNT)-Contd.			
A. GENERAL SERVICES-Contd.			
(c) Interest Payments and Servicing of Debt-concl'd.			
2049 INTEREST PAYMENTS-concl'd.			
03 Interest on Small Savings, Provident Funds, etc.-			
104 Interest on State Provident Funds	5373787		5373787
108 Interest on Insurance and Pension Fund	745098		745098
115 Interest on Other Saving Deposits	5596170		5596170
911 <i>Deduct</i> -Recoveries of Overpayment	-9677		-9677
Total-03	11705378	..	11705378
04 Interest on Loans and Advances from Central Government-			
101 Interest on Loans for State/Union Territory Plan Schemes	1010144		1010144
102 Interest on Loans for Central Plan Schemes	10646		10646
103 Interest on Loans for Centrally Sponsored Plan Schemes	61932		61932
104 Interest on Loans for Non-Plan Schemes	53254		53254
106 Interest on Ways and Means Advances	111290		111290
108 Interest on 1984-89 State Plan Loans consolidated in terms of recommendations of the 9th Finance Commission	5689		5689
109 Interest on State Plan Loans consolidated in terms of recommendations of the 12th Finance Commission	3111470		3111470
911 <i>Deduct</i> - Recoveries of Overpayments	-239399		-239399
Total-04	4125026	..	4125026
Total-Interest Payments	37992498		37992498
Total-A(c)Interest Payments and Servicing of Debt	39298402		39298402
(d) Administrative Services			
2051 PUBLIC SERVICE COMMISSION-			
102 State Public Service Commission	289193	9994	299187
911 <i>Deduct</i> -Recoveries of Overpayment	-82		-82
Total	289111	9994	299105

STATEMENT NO.12
DETAILED ACCOUNT OF EXPENDITURE BY MINOR HEADS-Contd.

<i>Heads</i>	<i>Actuals for 2005-06</i>		<i>TOTAL</i>
	<i>NON-PLAN</i>	<i>PLAN</i>	
<i>(Rupees in thousand)</i>			
EXPENDITURE HEADS (REVENUE ACCOUNT)-Contd.			
A. GENERAL SERVICES-Contd.			
(d) Administrative Services-Contd.			
2052 SECRETARIAT-GENERAL SERVICES-			
090 Secretariat	487078	71957	559035
092 Other Offices	28665		28665
099 Board of Revenue	31546		31546
911 <i>Deduct</i> -Recoveries of Overpayment	-49	-4	-53
Total	547240	71953	619193
2053 DISTRICT ADMINISTRATION-			
093 District Establishments	310391		310391
094 Other Establishments	398494		398494
800 Other Expenditure	3155		3155
911 <i>Deduct</i> -Recoveries of Overpayment	-58133		-58133
Total	653907		653907
2054 TREASURY AND ACCOUNTS ADMINISTRATION-			
095 Directorate of Accounts and Treasuries	15718	29675	45393
097 Treasury Establishment	415187		415187
098 Local Fund Audit	116378		116378
911 <i>Deduct</i> -Recoveries of Overpayment	-161		-161
Total	547122	29675	576797
2055 POLICE-			
	<i>643</i>		
001 Direction and Administration	134241		134884
003 Education and Training	117458		117458
101 Criminal Investigation and Vigilance	328404		328404
104 Special Police	594634		594634
109 District Police	3966945		3966945
111 Railway Police	64919		64919
112 Harbour Police	4601		4601
113 Welfare of Police Personnel	11760		11760

STATEMENT NO.12
DETAILED ACCOUNT OF EXPENDITURE BY MINOR HEADS-Contd.

<i>Heads</i>	<i>NON-PLAN</i>	<i>Actuals for 2005-06 PLAN</i>	<i>TOTAL</i>
		<i>(Rupees in thousand)</i>	
EXPENDITURE HEADS (REVENUE ACCOUNT)-Contd.			
A. GENERAL SERVICES-Contd.			
(d) Administrative Services-Contd.			
2055 POLICE-Concl.			
114 Wireless and Computers	112869		112869
115 Modernisation of Police Force	502512		502512
116 Forensic Science	8789		8789
800 Other Expenditure	5598	97989	103587
911 <i>Deduct</i> -Recoveries of Overpayment	-9002		-9002
	<u>643</u>		
Total	5843728	97989	5942360
2056 JAILS-			
001 Direction and Administration	26395	5909	32304
101 Jails	196737		196737
102 Jail Manufactures	5884		5884
800 Other Expenditure	4134		4134
911 <i>Deduct</i> -Recoveries of Overpayment	-549		-549
Total	232601	5909	238510
2058 STATIONERY AND PRINTING			
001 Direction and Administration	25638		25638
101 Purchase and Supply of Stationery Stores	116139		116139
103 Government Presses	281721	20502	302223
104 Cost of Printing by Other Sources	30		30
911 <i>Deduct</i> -Recoveries of Overpayment	-56		-56
Total	423472	20502	443974
2059 PUBLIC WORKS-			
01 Office Buildings-			
051 Construction	7958		7958
053 Maintenance and Repairs	227880		227880
Total-01	235838	..	235838
60 Other Buildings-			
051 Construction	36056		36056
053 Maintenance and Repairs	423833		423833
Total-60	459889	..	459889

STATEMENT NO.12
DETAILED ACCOUNT OF EXPENDITURE BY MINOR HEADS-Contd.

<i>Heads</i>	<i>Actuals for 2005-06</i>		<i>TOTAL</i>
	<i>NON-PLAN</i>	<i>PLAN</i>	
<i>(Rupees in thousand)</i>			
EXPENDITURE HEADS (REVENUE ACCOUNT)-Contd.			
A. GENERAL SERVICES-Contd.			
(d) Administrative Services-Concl'd.			
2059 PUBLIC WORKS-Concl'd.			
80 General			
001 Direction and Administration	129370		129370
003 Training	1273		1273
052 Machinery and Equipment	-21829 (a)		-21829
	<i>4363</i>		
053 Maintenance and Repairs	82341		86704
799 Suspense	-20 (b)		-20
800 Other Expenditure	8026		8026
911 <i>Deduct</i> - Recoveries of Overpayment	-594		-594
	<i>4363</i>		
Total-80	198567		202930
	<i>4363</i>		
Total - Public Works	894294		898657
2070 OTHER ADMINISTRATIVE SERVICES-			
003 Training	18453	12000	30453
104 Vigilance	162099	3209	165308
105 Special Commission of Enquiry	22564	198	22762
106 Civil Defence	151		151
108 Fire Protection and Control	263940	24951	288891
113 Narcotics Control	1		1
119 Official Languages	5853		5853
800 Other Expenditure	46917		46917
911 <i>Deduct</i> -Recoveries of Overpayment	-85		-85
Total	519893	40358	560251
	<i>294117</i>	<i>9994</i>	
Total-A(d) Administrative Services	9662257	266386	10232754

(a) Minus expenditure is due to credit on account of transfer of tools and plant charges on percentage basis to other heads of account being more than the debit during the year.

(b) Minus expenditure is due to credit being more than the debit during the year.

STATEMENT NO.12
DETAILED ACCOUNT OF EXPENDITURE BY MINOR HEADS-Contd.

Actuals for 2005-06

<i>Heads</i>	<i>NON-PLAN</i>	<i>PLAN</i>	<i>TOTAL</i>
		<i>(Rupees in thousand)</i>	
EXPENDITURE HEADS (REVENUE ACCOUNT)-Contd.			
A. GENERAL SERVICES-Concl.			
<i>(e) Pensions and Miscellaneous General Services</i>			
2071 PENSIONS AND OTHER RETIREMENT BENEFITS- (c)			
01 Civil-			
	<i>1803</i>		
101 Superannuation and Retirement Allowances	14766408		14768211
102 Commuted value of Pensions	3669712		3669712
103 Compassionate allowances	2295		2295
	<i>1343</i>		
104 Gratuities	2856521		2857864
105 Family Pensions	2446023		2446023
106 Pensionary charges in respect of High Court Judges	2124		2124
107 Contributions to Pensions and Gratuities	298		298
108 Contributions to Provident Funds			
109 Pensions to Employees of State aided Educational Institutions	3703850		3703850
111 Pensions to legislators	43495		43495
115 Leave Encashment Benefits	935476		935476
200 Other Pensions	7338		7338
800 Other Expenditure	175145		175145
911 <i>Deduct</i> -Recoveries of Overpayment	-47		-47
	<i>5270</i>		
Total	28606514		28611784
2075 MISCELLANEOUS GENERAL SERVICES-			
103 State Lotteries	1718431		1718431
104 Pensions and awards in consideration of distinguished services	27		27
795 Irrecoverable loans written off	1767		1767
797 Transfer to Reserve Fund/Deposit Account		50000 (d)	50000
	<i>75389</i>		
800 Other Expenditure	476459	998754	1550602
	<i>-26</i>		
911 <i>Deduct</i> -Recoveries of Overpayment	-454		-480
	<i>75363</i>		
Total	2196230	1048754	3320347
Total-A(e) Pensions and Miscellaneous General Services	<i>80633</i>		
	30802744	1048754	31932131
	<i>39900768</i>	<i>9994</i>	
TOTAL-A. GENERAL SERVICES	45881243	1764514	87556519

(c) According to details furnished by Government there are 373354 pensioners as on 31st March 2006 (Service Pensioners 271919, Family Pensioners 80044 and Pensioners of other categories 21391).

(d) Represents transfer to Asset Renewal Fund *vide* foot note (p) of Statement No.16.

STATEMENT NO.12
DETAILED ACCOUNT OF EXPENDITURE BY MINOR HEADS-Contd.

<i>Heads</i>	<i>Actuals for 2005-06</i>		<i>TOTAL</i>
	<i>NON-PLAN</i>	<i>PLAN</i>	
<i>(Rupees in thousand)</i>			
EXPENDITURE HEADS (REVENUE ACCOUNT)-Contd.			
B. SOCIAL SERVICES			
<i>(a) Education, Sports, Art and Culture</i>			
2202 GENERAL EDUCATION			
01 Elementary Education			
101 Government Primary Schools	4398837		4398837
102 Assistance to Non-Government Primary Schools	8203013		8203013
104 Inspection	196308		196308
107 Teachers Training		71061	71061
191 Assistance to Municipal Corporations	6386		6386
192 Assistance to Municipalities/Municipal Councils	7757		7757
196 Assistance to Zilla Parishads/District Level Panchayats	49238		49238
198 Assistance to Gram Panchayats	788889		788889
800 Other Expenditure	12896	238441	251337
911 <i>Deduct</i> -Recoveries of Overpayment	-13620	-865	-14485
Total-01	13649704	308637	13958341
02 Secondary Education-			
001 Direction and Administration	316531	6847	323378
101 Inspection	88753		88753
106 Text Books	440397		440397
107 Scholarships	7192		7192
108 Examinations	114297		114297
109 Government Secondary Schools	3722574	92253	3814827
110 Assistance to Non-Government Secondary Schools	7368725		7368725
191 Assistance to Municipal Corporations	1519		1519
192 Assistance to Municipalities/Municipal Councils	946		946
196 Assistance to Zilla Parishads/District Level Panchayats	17150		17150
800 Other Expenditure	222331	19747	242078
911 <i>Deduct</i> -Recoveries of Overpayment	-18827	-152	-18979
Total-02	12281588	118695	12400283

STATEMENT NO.12
DETAILED ACCOUNT OF EXPENDITURE BY MINOR HEADS-Contd.

<i>Heads</i>	<i>Actuals for 2005-06</i>		<i>TOTAL</i>
	<i>NON-PLAN</i>	<i>PLAN</i>	
<i>(Rupees in thousand)</i>			
EXPENDITURE HEADS (REVENUE ACCOUNT)-Contd.			
B. SOCIAL SERVICES-Contd.			
(a) Education, Sports, Art and Culture-Contd.			
2202 GENERAL EDUCATION-Contd.			
03 University and Higher Education-			
	<i>1</i>		
001 Direction and Administration	45575		45576
102 Assistance to Universities	1117332	251250	1368582
103 Government Colleges and Institutes	691641	43596	735237
104 Assistance to Non-Government Colleges and Institutes	2945530		2945530
105 Faculty Development Programme		1984	1984
107 Scholarships	16653		16653
112 Institutes of higher learning	7400	6000	13400
800 Other Expenditure	36564	33316	69880
911 <i>Deduct</i> -Recoveries of Overpayment	-2518		-2518
	<i>1</i>		
Total-03	4858177	336146	5194324
04 Adult Education			
001 Direction and Administration		3000	3000
103 Rural Functional Literacy Programmes		2000	2000
800 Other Expenditure		19500	19500
Total-04		24500	24500
05 Language Development			
102 Promotion of Modern Indian Languages and Literature	24284	16385	40669
103 Sanskrit Education		500	500
200 Other Languages Education	2356	1150	3506
800 Other Expenditure	119023		119023
911 <i>Deduct</i> -Recoveries of Overpayment	-458	-1	-459
Total-05	145205	18034	163239

STATEMENT NO.12
DETAILED ACCOUNT OF EXPENDITURE BY MINOR HEADS-Contd.

Heads	Actuals for 2005-06		TOTAL
	NON-PLAN	PLAN	
<i>(Rupees in thousand)</i>			
EXPENDITURE HEADS (REVENUE ACCOUNT)-Contd.			
B. SOCIAL SERVICES-Contd.			
(a) Education, Sports, Art and Culture-Contd.			
2202 GENERAL EDUCATION-Concl'd.			
80 General-			
003 Training	34415	30964	65379
004 Research	7082	7800	14882
800 Other Expenditure	1271	258999	260270
911 <i>Deduct</i> -Recoveries of Overpayment	-1168	-50	-1218
Total-80	41600	297713	339313
	1		
Total-General Education	30976274	1103725	32080000
2203 TECHNICAL EDUCATION-			
001 Direction and Administration	25351	2686	28037
003 Training	15015	27115	42130
102 Assistance to Universities for Technical Education	179180	40000	219180
103 Technical Schools	127344	1448	128792
104 Assistance to Non-Government Technical Colleges and Institutes	230593	221	230814
105 Polytechnics	374708	42123	416831
107 Scholarships	47		47
108 Examinations	11899	449	12348
112 Engineering/Technical Colleges and Institutes	301654	267134	568788
800 Other Expenditure	9399	52500	61899
911 <i>Deduct</i> -Recoveries of Overpayment	-276	-56	-332
Total	1274914	433620	1708534
2204 SPORTS AND YOUTH SERVICES-			
001 Direction and Administration	3396		3396
101 Physical Education	3078		3078
102 Youth Welfare Programmes for Students	182905	2002	184907
103 Youth Welfare Programmes for Non-Students		20201	20201
104 Sports and Games	52482	124102	176584
800 Other Expenditure	3625	500	4125
911 <i>Deduct</i> -Recoveries of Overpayment	-701	-148	-849
Total	244785	146657	391442

STATEMENT NO.12
DETAILED ACCOUNT OF EXPENDITURE BY MINOR HEADS-Contd.

<i>Heads</i>	<i>Actuals for 2005-06</i>		<i>TOTAL</i>
	<i>NON-PLAN</i>	<i>PLAN</i>	
<i>(Rupees in thousand)</i>			
EXPENDITURE HEADS (REVENUE ACCOUNT)-Contd.			
B. SOCIAL SERVICES-Contd.			
(a) Education, Sports, Art and Culture-Concl.			
2205 ART AND CULTURE-			
101 Fine Arts Education	50886	18313	69199
102 Promotion of Arts and Culture	48542	27102	75644
103 Archaeology	25963	19398	45361
104 Archives	13391	3545	16936
105 Public Libraries	79629	12047	91676
107 Museums	40836	28157	68993
800 Other Expenditure	14998	6066	21064
911 <i>Deduct</i> -Recoveries of Overpayment	-300		-300
Total	273945	114628	388573
	<i>1</i>		
Total-B(a)Education, Sports, Art and Culture	32769918	1798630	34568549
(b) Health and Family Welfare			
2210 MEDICAL AND PUBLIC HEALTH-			
01 Urban Health Services-Allopathy-			
001 Direction and Administration	70140	117	70257
102 Employees State Insurance Scheme	409104		409104
104 Medical Stores Depots	23137	1790	24927
	<i>14</i>		
110 Hospitals and Dispensaries	2780358	36631	2817003
191 Assistance to Municipal Corporations	327		327
192 Assistance to Municipalities/Municipal Councils	16068		16068
196 Assistance to Zilla Parishads/District Level Panchayats	8521		8521
197 Assistance to Block Panchayats/Intermediate Level Panchayats	39663		39663
200 Other Health Schemes	440	2832	3272
800 Other Expenditure	15826		15826
911 <i>Deduct</i> -Recoveries of Overpayment	-9437	-2	-9439
	<i>14</i>		
Total-01	3354147	41368	3395529

STATEMENT NO.12
DETAILED ACCOUNT OF EXPENDITURE BY MINOR HEADS-Contd.

Actuals for 2005-06

<i>Heads</i>	<i>NON-PLAN</i>	<i>PLAN</i>	<i>TOTAL</i>
		<i>(Rupees in thousand)</i>	
EXPENDITURE HEADS (REVENUE ACCOUNT)-Contd.			
B. SOCIAL SERVICES-Contd.			
(b) Health and Family Welfare-Contd.			
2210 MEDICAL AND PUBLIC HEALTH-Contd.			
02 Urban Health Services-Other Systems of Medicine-			
001 Direction and Administration	43743	1500	45243
101 Ayurveda	504117	52091	556208
102 Homoeopathy	242172	9722	251894
103 Unani	429		429
104 Siddha	3633	70	3703
191 Assistance to Municipal Corporations	197		197
192 Assistance to Municipalities/Municipal Councils	1424		1424
196 Assistance to Zilla Parishads/District Level Panchayats	1552		1552
197 Assistance to Block Panchayats/Intermediate Level Panchayats	135		135
198 Assistance to Gram Panchayats	6133		6133
911 <i>Deduct</i> -Recoveries of Overpayment	-1704		-1704
Total-02	801831	63383	865214
03 Rural Health Services-Allopathy-			
101 Health Sub-centres	14292		14292
103 Primary Health Centres	799870	11986	811856
104 Community Health Centres		24394	24394
110 Hospitals and Dispensaries	718153	34529	752682
192 Assistance to Municipalities/Municipal Councils	2377		2377
197 Assistance to Block Panchayats/Intermediate Level Panchayats	8828		8828
198 Assistance to Gram Panchayats	17942		17942
911 <i>Deduct</i> -Recoveries of Overpayment	-2776		-2776
Total-03	1558686	70909	1629595
04 Rural Health Services-Other Systems of Medicine-			
101 Ayurveda		20498	20498
102 Homoeopathy		10463	10463
191 Assistance to Municipal Corporations	44		44
192 Assistance to Municipalities/Municipal Councils	36		36
198 Assistance to Gram Panchayats	280		280
200 Other Systems		270	270
800 Other Expenditure		5994	5994
911 <i>Deduct</i> -Recoveries of Overpayment	-16	-8	-24
Total-04	344	37217	37561

STATEMENT NO.12
DETAILED ACCOUNT OF EXPENDITURE BY MINOR HEADS-Contd.

Heads	Actuals for 2005-06		TOTAL
	NON-PLAN	PLAN	
<i>(Rupees in thousand)</i>			
EXPENDITURE HEADS (REVENUE ACCOUNT)-Contd.			
B. SOCIAL SERVICES-Contd.			
(b) Health and Family Welfare-Contd.			
2210 MEDICAL AND PUBLIC HEALTH -Concl'd.			
05 Medical Education, Training and Research-			
001 Direction and Administration	14909	2357	17266
101 Ayurveda	84279	34464	118743
102 Homoeopathy	36976	11812	48788
105 Allopathy	977440	263949	1241389
800 Other Expenditure	113060	131843	244903
911 <i>Deduct</i> -Recoveries of Overpayment	-1279	-69	-1348
Total-05	1225385	444356	1669741
06 Public Health-			
003 Training	180941	2710	183651
101 Prevention and Control of Diseases	327212	35392	362604
102 Prevention of food adulteration	31840	1113	32953
104 Drug Control	37493	3572	41065
107 Public Health Laboratories	64886	9598	74484
112 Public Health Education	3459		3459
113 Public Health Publicity	913		913
192 Assistance to Municipalities/Municipal Councils	52		52
197 Assistance to Block Panchayats/Intermediate Level			
Panchayats	48		48
198 Assistance to Gram Panchayats	87		87
800 Other Expenditure	563	8245	8808
911 <i>Deduct</i> -Recoveries of Overpayment	-17064	-77	-17141
Total-06	630430	60553	690983
80 General -			
800 Other Expenditure	5527	125027	130554
911 <i>Deduct</i> -Recoveries of Overpayment	-48402		-48402
Total - 80	-42875	125027	82152
	14		
Total - Medical and Public Health	7527948	842813	8370775

STATEMENT NO.12
DETAILED ACCOUNT OF EXPENDITURE BY MINOR HEADS-Contd.

Actuals for 2005-06

<i>Heads</i>	<i>NON-PLAN</i>	<i>PLAN</i>	<i>TOTAL</i>
		<i>(Rupees in thousand)</i>	
EXPENDITURE HEADS (REVENUE ACCOUNT)-Contd.			
B. SOCIAL SERVICES-Contd.			
(b) Health and Family Welfare-Concl'd			
2211 FAMILY WELFARE			
001 Direction and Administration		57331	57331
003 Training		10828	10828
101 Rural Family Welfare Services	400	851020	851420
103 Maternity and Child Health		540	540
104 Transport		6813	6813
105 Compensation		13781	13781
106 Mass Education		115	115
200 Other Services and Supplies		108233	108233
		<i>406</i>	
800 Other Expenditure		5087 (e)	5493
911 <i>Deduct</i> -Recoveries of Overpayment		-14293	-14293
		<i>406</i>	
Total	400	1039455	1040261
	<i>14</i>	<i>406</i>	
Total-B(b) Health and Family Welfare	7528348	1882268	9411036

(c) Water Supply, Sanitation, Housing and Urban Development

2215 WATER SUPPLY AND SANITATION-

01 Water Supply-

190 Assistance to Public Sector and Other Undertakings	720000	420500	1140500
800 Other Expenditure	10000	889028	899028
911 <i>Deduct</i> -Recoveries of Overpayment
Total-01	730000	1309528	2039528

02 Sewerage and Sanitation-

105 Sanitation Services	32508		32508
106 Prevention of Air and Water Pollution	583		583
190 Assistance to Public Sector and Other Undertakings	83724	90000	173724
911 <i>Deduct</i> -Recoveries of Overpayment	-22		-22
Total-02	116793	90000	206793
Total-Water Supply and Sanitation	846793	1399528	2246321

(e) Includes Rs.406 thousand spent out of an advance from Contingency Fund obtained during 2004-05 and recouped to the Fund during the year.

STATEMENT NO.12
DETAILED ACCOUNT OF EXPENDITURE BY MINOR HEADS-Contd.

Actuals for 2005-06

<i>Heads</i>	<i>NON-PLAN</i>	<i>PLAN</i>	<i>TOTAL</i>
	<i>(Rupees in thousand)</i>		
EXPENDITURE HEADS (REVENUE ACCOUNT)-Contd.			
B. SOCIAL SERVICES-Contd.			
(c) Water Supply, Sanitation, Housing and Urban Development-Contd.			
2216 HOUSING-			
01 Government Residential Buildings- (*)			
106 General Pool Accommodation	222110		222110
911 <i>Deduct</i> - Recoveries of Overpayment	-3		-3
Total-01	222107		222107
03 Rural Housing			
792 Irrecoverable loans written off	81		81
Total-03	81		81
80 General-			
001 Direction and Administration	38584		38584
103 Assistance to Housing Boards, Corporations etc.	6477	650000	656477
800 Other Expenditure	5269		5269
911 <i>Deduct</i> -Recoveries of Overpayment	-10285		-10285
Total-80	40045	650000	690045
Total-Housing	262233	650000	912233
2217 URBAN DEVELOPMENT-			
01 State Capital Development-			
800 Other Expenditure		290301	290301
911 <i>Deduct</i> -Recoveries of Overpayment		-11950	-11950
Total-01		278351	278351
03 Integrated Development of Small and Medium Towns -			
191 Assistance to Municipal Corporations		60809	60809
Total - 03		60809	60809
04 Slum Area Improvement-			
191 Assistance to Municipal Corporations		103300	103300
Total-04		103300	103300

(*) Introduction of the new Sub Major Head "05 General Pool Accommodation" and deletion of the Sub Major Head "01 Government Residential Buildings" along with the Minor Heads thereunder with effect from 01-04-2005 have not been implemented by the State Government.

STATEMENT NO.12
DETAILED ACCOUNT OF EXPENDITURE BY MINOR HEADS-Contd.

<i>Heads</i>	<i>Actuals for 2005-06</i>		<i>TOTAL</i>
	<i>NON-PLAN</i>	<i>PLAN</i>	
<i>(Rupees in thousand)</i>			
EXPENDITURE HEADS (REVENUE ACCOUNT)-Contd.			
B. SOCIAL SERVICES-Contd.			
(c) Water Supply, Sanitation, Housing and Urban Development-Concltd.			
2217 URBAN DEVELOPMENT-Concltd.			
05 Other Urban Development Schemes-			
001 Direction and Administration	58781	3765	62546
191 Assistance to Municipal Corporations		22710	22710
192 Assistance to Municipalities/Municipal Councils		100000	100000
800 Other Expenditure	3326	899	4225
911 <i>Deduct</i> -Recoveries of Overpayment	-38		-38
Total-05	62069	127374	189443
80 General-			
001 Direction and Administration	23844	934	24778
003 Training		571	571
191 Assistance to Municipal Corporations	127436	674015	801451
192 Assistance to Municipalities/Municipal Councils	148950	864242	1013192
800 Other Expenditure	468120	42268	510388
911 <i>Deduct</i> -Recoveries of Overpayment	-17706	-7950	-25656
Total-80	750644	1574080	2324724
Total-Urban Development	812713	2143914	2956627
Total-B(c) Water Supply, Sanitation, Housing and Urban Development	1921739	4193442	6115181
(d) Information and Broadcasting			
2220 INFORMATION AND PUBLICITY-			
01 Films-			
001 Direction and Administration	30835		30835
105 Production of Films		3193	3193
911 <i>Deduct</i> -Recoveries of Overpayment	-1		-1
Total-01	30834	3193	34027

STATEMENT NO.12
DETAILED ACCOUNT OF EXPENDITURE BY MINOR HEADS-Contd.

<i>Heads</i>	<i>NON-PLAN</i>	<i>Actuals for 2005-06</i> <i>PLAN</i>	<i>TOTAL</i>
		<i>(Rupees in thousand)</i>	
EXPENDITURE HEADS (REVENUE ACCOUNT)-Contd.			
B. SOCIAL SERVICES-Contd.			
(d) Information and Broadcasting-Concl'd.			
2220 INFORMATION AND PUBLICITY-Concl'd.			
60 Others-			
101 Advertising and Visual Publicity	35000	30854	65854
102 Information Centres		3454	3454
103 Press Information Services		1219	1219
106 Field Publicity		14920	14920
109 Photo Services		2253	2253
110 Publications		2070	2070
800 Other Expenditure	4400	11636	16036
911 <i>Deduct</i> -Recoveries of Overpayment	-4	-86	-90
Total-60	39396	66320	105716
Total-Information and Publicity	70230	69513	139743
Total-B(d) Information and Broadcasting	70230	69513	139743

(e) Welfare of Scheduled Castes, Scheduled Tribes and Other Backward Classes

2225 WELFARE OF SCHEDULED CASTES, SCHEDULED TRIBES AND OTHER BACKWARD CLASSES-

01 Welfare of Scheduled Castes-

001 Direction and Administration	84138		84138
191 Assistance to Municipal Corporations	605	50	655
192 Assistance to Municipalities/Municipal Councils	3626	241	3867
196 Assistance to Zilla Parishads/District Level Panchayats		8976	8976
197 Assistance to Block Panchayats/Intermediate Level Panchayats	11780	109550	121330
198 Assistance to Gram Panchayats	1800	22303	24103
277 Education	320569	708282	1028851
282 Health		17459	17459
283 Housing	863		863
793 Special Central Assistance for Scheduled Castes Component plan		17033	17033
800 Other Expenditure	22827	427085	449912
911 <i>Deduct</i> -Recoveries of Overpayment	-609956	-35279	-645235
Total-01	-163748	1275700	1111952

STATEMENT NO.12
DETAILED ACCOUNT OF EXPENDITURE BY MINOR HEADS-Contd.

<i>Heads</i>	<i>Actuals for 2005-06</i>		<i>TOTAL</i>
	<i>NON-PLAN</i>	<i>PLAN</i>	
<i>(Rupees in thousand)</i>			
EXPENDITURE HEADS (REVENUE ACCOUNT)-Contd.			
B. SOCIAL SERVICES-Contd.			
(e) Welfare of Scheduled Castes, Scheduled Tribes and Other Backward Classes-Concl.			
2225 WELFARE OF SCHEDULED CASTES, SCHEDULED TRIBES AND OTHER BACKWARD CLASSES-Concl.			
02 Welfare of Scheduled Tribes-			
001 Direction and Administration	23613		23613
196 Assistance to Zilla Parishads/District Level Panchayats		2017	2017
197 Assistance to Block Panchayats/Intermediate Level Panchayats		23978	23978
198 Assistance to Gram Panchayats	2402	8774	11176
277 Education	150398	108453	258851
282 Health	10872	6909	17781
283 Housing		9359	9359
794 Special Central Assistance for Tribal Sub-Plan	16468	24377	40845
800 Other Expenditure	12649	277512	290161
911 <i>Deduct</i> -Recoveries of Overpayment	-16373	-1993	-18366
Total-02	200029	459386	659415
03 Welfare of Backward Classes-			
277 Education	359098	16638	375736
800 Other Expenditure	6416		6416
911 <i>Deduct</i> -Recoveries of Overpayment	-1548	-5934	-7482
Total-03	363966	10704	374670
80 General-			
800 Other Expenditure	97392		97392
911 <i>Deduct</i> -Recoveries of Overpayment	-2887		-2887
Total-80	94505		94505
Total-Welfare of Scheduled Castes, Scheduled Tribes and Other Backward Classes	494752	1745790	2240542
Total-B(e) Welfare of Scheduled Castes, Scheduled Tribes and Other Backward Classes	494752	1745790	2240542

STATEMENT NO.12
DETAILED ACCOUNT OF EXPENDITURE BY MINOR HEADS-Contd.

Heads	Actuals for 2005-06		TOTAL
	NON-PLAN	PLAN	
<i>(Rupees in thousand)</i>			
EXPENDITURE HEADS (REVENUE ACCOUNT)-Contd.			
B. SOCIAL SERVICES-Contd.			
(f) Labour and Labour Welfare			
2230 LABOUR AND EMPLOYMENT-			
01 Labour-			
001 Direction and Administration	59229	1410	60639
004 Research and Statistics	665		665
101 Industrial Relations	18657		18657
102 Working Conditions and Safety	38224	496	38720
103 General Labour Welfare	103110	5442	108552
902 <i>Deduct</i> -Amount met from Kerala Mining Area Welfare Fund	-3949 (f)		-3949
911 <i>Deduct</i> -Recoveries of Overpayment	-5277		-5277
Total-01	210659	7348	218007
02 Employment Service-			
001 Direction and Administration	116349	4	116353
101 Employment Services	17528		17528
191 Assistance to Municipal Corporations	39275		39275
192 Assistance to Municipalities/Municipal Councils	63602		63602
198 Assistance to Gram Panchayats	771748		771748
911 <i>Deduct</i> -Recoveries of Overpayment	-12219		-12219
Total-02	996283	4	996287
03 Training-			
001 Direction and Administration	13810		13810
003 Training of Craftsmen and Supervisors	3673		3673
101 Industrial Training Institutes	222143	23551	245694
102 Apprenticeship Training	15835		15835
800 Other Expenditure	5597	3558	9155
911 <i>Deduct</i> -Recoveries of Overpayment	-2903		-2903
Total-03	258155	27109	285264
Total-Labour and Employment	1465097	34461	1499558
Total-B(f) Labour and Labour Welfare	1465097	34461	1499558

(f) Represents transfer from Kerala Mining Area Welfare Fund vide foot note (n) of Statement No.16.

STATEMENT NO.12
DETAILED ACCOUNT OF EXPENDITURE BY MINOR HEADS-Contd.

Heads	Actuals for 2005-06		TOTAL
	NON-PLAN	PLAN	
<i>(Rupees in thousand)</i>			
EXPENDITURE HEADS (REVENUE ACCOUNT)-Contd.			
B. SOCIAL SERVICES-Contd.			
(g) Social Welfare and Nutrition			
2235 SOCIAL SECURITY AND WELFARE-			
01 Rehabilitation-			
001 Direction and Administration	206		206
202 Other Rehabilitation Schemes	184		184
911 <i>Deduct</i> - Recoveries of overpayments	-84		-84
Total-01	306		306
02 Social Welfare-			
001 Direction and Administration	15197	5119	20316
101 Welfare of Handicapped	30494	58697	89191
102 Child Welfare	13977	1166253	1180230
103 Women's Welfare	9384	17429	26813
104 Welfare of aged, infirm and destitute	13468		13468
106 Correctional Services	28836	2125	30961
107 Assistance to Voluntary Organisations	50		50
190 Assistance to Public Sector and Other Undertakings		2000	2000
191 Assistance to Municipal Corporations	25892		25892
192 Assistance to Municipalities/Municipal Councils	27393		27393
196 Assistance to Zilla Parishads/District Level Panchayats	47363		47363
197 Assistance to Block Panchayats/Intermediate Level Panchayats	1862		1862
198 Assistance to Gram Panchayats	293155		293155
800 Other Expenditure	463	196158	196621
911 <i>Deduct</i> - Recoveries of Overpayment	-2944	-568	-3512
Total-02	504590	1447213	1951803
60 Other Social Security and Welfare Programmes- (*)			
107 Swatantrata Sainik Samman Pension Scheme (**)	324341		324341
110 Other Insurance Schemes	981		981
191 Assistance to Municipal Corporations	38888		38888
192 Assistance to Municipalities/Municipal Councils	75701		75701
198 Assistance to Gram Panchayats	1234279		1234279
200 Other Programmes	70891	118244	189135
911 <i>Deduct</i> - Recoveries of Overpayment	-6948	-425	-7373
Total-60	1738133	117819	1855952
Total-Social Security and Welfare	2243029	1565032	3808061

(*) Social Security Pension excluding Freedom Fighters' Pension is being paid by the Local Self Government Institutions. According to the details furnished by Government, there are 1123647 pensioners under this category as on 31st March, 2006.

(**) According to the details furnished by Government there are 8004 pensioners under Freedom Fighters' Pension Scheme as on 31st March, 2006.

STATEMENT NO.12
DETAILED ACCOUNT OF EXPENDITURE BY MINOR HEADS-Contd.

<i>Heads</i>	<i>Actuals for 2005-06</i>		<i>TOTAL</i>
	<i>NON-PLAN</i>	<i>PLAN</i>	
<i>(Rupees in thousand)</i>			
EXPENDITURE HEADS (REVENUE ACCOUNT)-Contd.			
B. SOCIAL SERVICES-Contd.			
(g) Social Welfare and Nutrition-Contd.			
2236 NUTRITION-			
02 Distribution of Nutritious Food and Beverages-			
101 Special Nutrition Programmes	2741		2741
911 <i>Deduct</i> -Recoveries of Overpayment	-880		-880
Total	1861		1861
2245 RELIEF ON ACCOUNT OF NATURAL CALAMITIES-			
01 Drought-			
101 Gratuitous Relief	13156		13156
102 Drinking Water Supply	202710		202710
911 <i>Deduct</i> -Recoveries of Overpayment	-4751		-4751
Total-01	211115		211115
02 Floods, Cyclones, etc.-			
101 Gratuitous Relief	180727		180727
105 Veterinary care	1015		1015
106 Repairs and restoration of damaged roads and bridges	547039		547039
107 Repairs and restoration of damaged Government Office Buildings	3100		3100
111 Ex-gratia payments to bereaved families	8048		8048
112 Evacuation of Population	1220		1220
113 Assistance for repairs/reconstruction of Houses	71741		71741
800 Other Expenditure	248581	16000	264581
911 <i>Deduct</i> -Recoveries of Overpayment	-24762	-32	-24794
Total-02	1036709	15968	1052677

STATEMENT NO.12
DETAILED ACCOUNT OF EXPENDITURE BY MINOR HEADS-Contd.

<i>Heads</i>	<i>NON-PLAN</i>	<i>PLAN</i>	<i>TOTAL</i>
	<i>Actuals for 2005-06</i>		
			<i>(Rupees in thousand)</i>
EXPENDITURE HEADS (REVENUE ACCOUNT)-Contd.			
B. SOCIAL SERVICES-Concl'd.			
(g) Social Welfare and Nutrition-Concl'd.			
2245 RELIEF ON ACCOUNT OF NATURAL CALAMITIES-Concl'd.			
05 Calamity Relief Fund-			
101 Transfer to Reserve Funds and Deposit Accounts-Calamity Relief Fund	1034350 (g)		1034350
901 <i>Deduct</i> -Amount met from Calamity Relief Fund	-1277337 (h)		-1277337
Total-05	-242987		-242987
Total-Relief on Account of Natural Calamities	1004837	15968	1020805
Total-B(g) Social Welfare and Nutrition	3249727	1581000	4830727
(h) Others			
2250 OTHER SOCIAL SERVICES-			
102 Administration of Religious and Charitable Endowments Acts	13258 <i>10000</i>		13258
103 Upkeep of Shrines, Temples, etc.	42500	3000	55500
902 <i>Deduct</i> -Amount met from Hindu Religious and Charitable Endowment Funds	-10795 (i)		-10795
911 <i>Deduct</i> -Recoveries of Overpayment	-61 <i>10000</i>		-61
Total	44902	3000	57902
2251 SECRETARIAT-SOCIAL SERVICES-			
090 Secretariat	100612		100612
911 <i>Deduct</i> -Recoveries of Overpayment	-32		-32
Total	100580 <i>10000</i>		100580
Total-B(h) Others	145482 <i>10015</i>	3000 <i>406</i>	158482
TOTAL-B. SOCIAL SERVICES	47645293	11308104	58963818

(g) Represents transfer to Calamity Relief Fund *vide* foot note (i) of Statement No.16.

(h) Represents transfer from Calamity Relief Fund *vide* foot note (j) of Statement No.16.

(i) Represents transfer from Hindu Religious and Charitable Endowment Fund *vide* foot note (r) of Statement no.16.

STATEMENT NO.12
DETAILED ACCOUNT OF EXPENDITURE BY MINOR HEADS-Contd.

<i>Heads</i>	<i>Actuals for 2005-06</i>		<i>TOTAL</i>
	<i>NON-PLAN</i>	<i>PLAN</i>	
<i>(Rupees in thousand)</i>			
EXPENDITURE HEADS (REVENUE ACCOUNT)-Contd.			
C. ECONOMIC SERVICES-			
(a) Agriculture and Allied Activities			
2401 CROP HUSBANDRY-			
001 Direction and Administration	769854	2909	772763
102 Food grain crops	11597	157749	169346
103 Seeds	60094	44965 (j)	105059
104 Agricultural Farms	63629	15844	79473
105 Manures and Fertilisers	2280	26716	28996
107 Plant Protection	14993	3791	18784
108 Commercial Crops	20533	80898	101431
109 Extension and Farmers' Training	10819	9874	20693
110 Crop Insurance		30811	30811
111 Agricultural Economics and Statistics		1483	1483
112 Development of Pulses	114	2000	2114
113 Agricultural Engineering	33661	7401	41062
119 Horticulture and Vegetable Crops	18001	114093	132094
191 Assistance to Municipal Corporations	130		130
192 Assistance to Municipalities/Municipal Councils	2690		2690
196 Assistance to Zilla Parishads/District Level Panchayats	405		405
198 Assistance to Gram Panchayats	97310		97310
800 Other Expenditure	444134	423406	867540
911 <i>Deduct</i> -Recoveries of Overpayment	-414727	-161480	-576207
Total	1135517	760460	1895977
2402 SOIL AND WATER CONSERVATION-			
001 Direction and Administration	13497	47304	60801
101 Soil Survey and Testing	25990	3002	28992
102 Soil Conservation	76460	156286	232746
109 Extension and Training	2866		2866
196 Assistance to Zilla Parishads/District Level Panchayats	887		887
911 <i>Deduct</i> -Recoveries of Overpayment	-78	-135	-213
Total	119622	206457	326079

(j) Excludes Rs1497 thousand spent out of an advance from Contingency Fund obtained during 2005-06, but not recouped to the Fund till the close of the year.

STATEMENT NO.12
DETAILED ACCOUNT OF EXPENDITURE BY MINOR HEADS-Contd.

<i>Heads</i>	<i>Actuals for 2005-06</i>		<i>TOTAL</i>
	<i>NON-PLAN</i>	<i>PLAN</i>	
<i>(Rupees in thousand)</i>			
EXPENDITURE HEADS (REVENUE ACCOUNT)-Contd.			
C. ECONOMIC SERVICES-Contd.			
(a) Agriculture and Allied Activities-Contd.			
2403 ANIMAL HUSBANDRY-			
001 Direction and Administration	50795		50795
101 Veterinary Services and Animal Health	504568	143824	648392
102 Cattle and Buffalo Development	232786	52230	285016
103 Poultry Development	31294	33194	64488
104 Sheep and Wool Development	1742	2411	4153
105 Piggery Development	5109	3766	8875
107 Fodder and Feed Development	2019	649	2668
109 Extension and Training	3987	9113	13100
113 Administrative Investigation and Statistics	2160	22145	24305
190 Assistance to Public Sector and Other Undertakings		35435	35435
800 Other Expenditure	16258	110566	126824
911 <i>Deduct</i> -Recoveries of Overpayment	-8127	-1283	-9410
Total	842591	412050	1254641
2404 DAIRY DEVELOPMENT-			
001 Direction and Administration	100468		100468
102 Dairy Development Projects	542	19151	19693
109 Extension and Training	9522	3226	12748
190 Assistance to Public Sector and Other Undertakings		19600	19600
195 Assistance to Co-operatives		7341	7341
800 Other Expenditure	6962	34567	41529
911 <i>Deduct</i> -Recoveries of Overpayment	-2019	-114	-2133
Total	115475	83771	199246

STATEMENT NO.12
DETAILED ACCOUNT OF EXPENDITURE BY MINOR HEADS-Contd.

<i>Heads</i>	<i>Actuals for 2005-06</i>		<i>TOTAL</i>
	<i>NON-PLAN</i>	<i>PLAN</i>	
<i>(Rupees in thousand)</i>			
EXPENDITURE HEADS (REVENUE ACCOUNT)-Contd.			
C. ECONOMIC SERVICES-Contd.			
(a) Agriculture and Allied Activities-Contd.			
2405 FISHERIES-			
001 Direction and Administration	57841	1059	58900
101 Inland Fisheries	16102	33325	49427
102 Estuarine/Brackish Water Fisheries	871		871
103 Marine Fisheries	29971	8641	38612
105 Processing, Preservation and Marketing	1138		1138
109 Extension and Training	16523	5316	21839
800 Other Expenditure	71768	194181	265949
911 <i>Deduct</i> -Recoveries of Overpayment	-41779	-14816	-56595
Total	152435	227706	380141
2406 FORESTRY AND WILDLIFE-			
01 Forestry-			
001 Direction and Administration	329172		329172
003 Education and Training	9683	7006	16689
004 Research	6522	2561	9083
005 Survey and Utilisation of Forest Resources	1052	1209	2261
013 Statistics	3396		3396
070 Communications and Buildings	4098		4098
101 Forest Conservation, Development and Regeneration	281758	29341	311099
102 Social and Farm Forestry	56442	18154	74596
105 Forest Produce	141109		141109
797 Transfer to Reserve Funds/Deposit Accounts	76938 (k)		76938
800 Other Expenditure	84510	159705	244215
902 <i>Deduct</i> -Amount met from Kerala Forest Development Fund	-11296 (l)		-11296
911 <i>Deduct</i> -Recoveries of Overpayment	-1841		-1841
Total-01	981543	217976	1199519

(k) Represents transfer to Kerala Forest Development Fund *vide* foot note (p) of Statement No.16.

(l) Represents transfer from Kerala Forest Development Fund *vide* foot note (q) of Statement No.16.

STATEMENT NO.12
DETAILED ACCOUNT OF EXPENDITURE BY MINOR HEADS-Contd.

<i>Heads</i>	<i>Actuals for 2005-06</i>		<i>TOTAL</i>
	<i>NON-PLAN</i>	<i>PLAN</i>	
<i>(Rupees in thousand)</i>			
EXPENDITURE HEADS (REVENUE ACCOUNT)-Contd.			
C. ECONOMIC SERVICES-Contd.			
(a) Agriculture and Allied Activities-Contd.			
2406 FORESTRY AND WILDLIFE-Concl.			
02 Environmental Forestry and Wildlife-			
110 Wildlife Preservation	45670	123947	169617
911 <i>Deduct</i> -Recoveries of Overpayment	-4		-4
Total-02	45666	123947	169613
Total-Forestry and Wildlife	1027209	341923	1369132
2408 FOOD, STORAGE AND WAREHOUSING-			
01 Food-			
101 Procurement and supply	189450		189450
190 Assistance to Public Sector and Other Undertakings	100000		100000
800 Other Expenditure	42185	74715	116900
911 <i>Deduct</i> -Recoveries of Overpayment	-580		-580
Total-01	331055	74715	405770
02 Storage and Warehousing-			
800 Other Expenditure	367		367
Total-02	367		367
Total-Food, Storage and Warehousing	331422	74715	406137
2415 AGRICULTURAL RESEARCH AND EDUCATION-			
01 Crop Husbandry-			
004 Research	19268		19268
196 Assistance to Zilla Parishads/District Level Panchayats	62		62
277 Education	521465	293699	815164
911 <i>Deduct</i> -Recoveries of Overpayment	-42352	-44	-42396
Total	498443	293655	792098

STATEMENT NO.12
DETAILED ACCOUNT OF EXPENDITURE BY MINOR HEADS-Contd.

<i>Heads</i>	<i>Actuals for 2005-06</i>		<i>TOTAL</i>
	<i>NON-PLAN</i>	<i>PLAN</i>	
<i>(Rupees in thousand)</i>			
EXPENDITURE HEADS (REVENUE ACCOUNT)-Contd.			
C. ECONOMIC SERVICES-Contd.			
(a) Agriculture and Allied Activities-Concl'd.			
2425 CO-OPERATION-			
001 Direction and Administration	181172	200	181372
003 Training	9141	5001	14142
101 Audit of Co-operatives	236356	4288	240644
107 Assistance to Credit Co-operatives	1431877	15644	1447521
108 Assistance to Other Co-operatives		13475	13475
911 <i>Deduct</i> -Recoveries of Overpayment	-2090		-2090
Total	1856456	38608	1895064
2435 OTHER AGRICULTURAL PROGRAMMES-			
01 Marketing and Quality Control-			
101 Marketing facilities	1585	160223	161808
102 Grading and quality control facilities	3566	460	4026
911 <i>Deduct</i> -Recoveries of Overpayment	-9825	-5	-9830
Total	-4674	160678	156004
Total-C(a) Agriculture and Allied Activities	6074496	2600023	8674519
(b) Rural Development			
2501 SPECIAL PROGRAMMES FOR RURAL DEVELOPMENT			
06 Self Employment Programme-			
001 Direction and Administration	37		37
196 Assistance to Zilla Parishads/District Level Panchayats		15205	15205
197 Assistance to Block Panchayats/Intermediate Level Panchayats		164914	164914
800 Other Expenditure	183		183
911 <i>Deduct</i> - Recoveries of Overpayments	-2342	-31	-2373
Total	-2122	180088	177966
Total - Special Programmes for Rural Development	-2122	180088	177966

STATEMENT NO.12
DETAILED ACCOUNT OF EXPENDITURE BY MINOR HEADS-Contd .

<i>Heads</i>	<i>Actuals for 2005-06</i>		<i>TOTAL</i>
	<i>NON-PLAN</i>	<i>PLAN</i>	
<i>(Rupees in thousand)</i>			
EXPENDITURE HEADS (REVENUE ACCOUNT)-Contd.			
C. ECONOMIC SERVICES-Contd.			
(b) Rural Development-Concltd.			
2505 RURAL EMPLOYMENT-			
60 Other Programmes-			
196 Assistance to Zilla Parishads/District Level Panchayats		59930	59930
197 Assistance to Block Panchayats/Intermediate Level Panchayats		80132	80132
198 Assistance to Gram Panchayats		107909	107909
911 <i>Deduct</i> - Recoveries of overpayments		-3836	-3836
Total-60		244135	244135
Total-Rural Employment		244135	244135
2506 LAND REFORMS-			
800 Other Expenditure		40477	40477
911 <i>Deduct</i> - Recoveries of overpayments		-251	-251
Total		40226	40226
2515 OTHER RURAL DEVELOPMENT PROGRAMMES-			
001 Direction and Administration	602635		602635
003 Training	13869	27013	40882
101 Panchayati Raj	269		269
102 Community Development	35042	250372	285414
196 Assistance to Zilla Parishads/District Level Panchayats	189309	1170243	1359552
197 Assistance to Block Panchayats/Intermediate Level Panchayats	202924	1408351	1611275
198 Assistance to Gram Panchayats	648494	6089448	6737942
800 Other Expenditure	2042259	576699	2618958
911 <i>Deduct</i> -Recoveries of Overpayment	-160106	-183717	-343823
Total	3574695	9338409	12913104
Total-C(b) Rural Development	3572573	9802858	13375431

STATEMENT NO.12
DETAILED ACCOUNT OF EXPENDITURE BY MINOR HEADS-Contd.

<i>Heads</i>	<i>NON-PLAN</i>	<i>PLAN</i>	<i>TOTAL</i>
		<i>Actuals for 2005-06</i>	
		<i>(Rupees in thousand)</i>	
EXPENDITURE HEADS (REVENUE ACCOUNT)-Contd.			
C. ECONOMIC SERVICES-Contd.			
(c) <i>Special Areas Programmes</i>			
2551 HILL AREAS-			
01 Western Ghats-			
101 Integrated Watershed Development Schemes		93515	93515
103 Forest Schemes		12861	12861
800 Other Expenditure		8202	8202
911 <i>Deduct</i> -Recoveries of Overpayment		-5020	-5020
	Total	109558	109558
Total-C(c)Special Areas Programmes		109558	109558
(d) <i>Irrigation and Flood Control</i>			
2701 MAJOR AND MEDIUM IRRIGATION- (*)			
01 Major Irrigation-Commercial-			
		<i>29</i>	
101 Periyar Valley Project (Boothathankettu Scheme)	141137		141166
		<i>450</i>	
102 Malampuzha Project	50333		50783
103 Mangalam Project	9435		9435
104 Walayar Project	9810		9810
105 Meenkara Project (Gayathri Project)	9581		9581
		<i>479</i>	
	Total-01	220296	220775 (m)
02 Major Irrigation-Non-Commercial-			
101 Neyyar Irrigation Project	34064		34064
102 Wadakkancherry Project	7569		7569
103 Kuttiadi Irrigation Project	11426		11426
104 Pamba Irrigation Project	30747		30747
105 Pazhassi Project (Valapattanam Project)	7237		7237
106 Moolathara Right Bank Canal	463		463
107 Chitturpuzha Project	18411		18411
108 Kanjirapuzha Project	14463		14463
109 Thanneermukkom Project	3603		3603
		<i>10</i>	
110 Kallada Irrigation Project	46947		46957
		<i>10</i>	
	Total-02	174930	174940

(*) The introduction of two new major heads 2700 Major Irrigation and 2701 Medium Irrigation in the List of Major and Minor Heads with effect from 1.4.2004 has not been implemented by State Government so far.

(m) Includes Rs.94750 thousand being interest adjusted in accounts. See foot note (d) of Statement No. 11.

STATEMENT NO.12
DETAILED ACCOUNT OF EXPENDITURE BY MINOR HEADS-Contd.

<i>Heads</i>	<i>Actuals for 2005-06</i>		<i>TOTAL</i>
	<i>NON-PLAN</i>	<i>PLAN</i>	
<i>(Rupees in thousand)</i>			
EXPENDITURE HEADS (REVENUE ACCOUNT)-Contd.			
C. ECONOMIC SERVICES-Contd.			
(d) Irrigation and Flood Control-Contd.			
2701 MAJOR AND MEDIUM IRRIGATION-Concl.			
03 Medium Irrigation-Commercial			
101 Peechi Reservoir Scheme	20469		20469
102 Chalakudy River Diversion Scheme	18030		18030
103 Cheerakuzhy Scheme	7670		7670
Total-03	46169		46169 (n)
04 Medium Irrigation-Non-Commercial-			
101 Kuttanad Development Scheme	22163		22163
102 Kattampally Scheme	392		392
103 Pothundy Scheme	6462		6462
104 Cheramangalam Scheme	4555		4555
105 Chimoni Mupli Scheme	900		900
Total-04	34472		34472
80 General-			
001 Direction and Administration	489365		489365
004 Research	65265		65265
005 Survey and Investigation	45310	890	46200
052 Machinery and Equipment	2132		2132
799 Suspense	54289		54289
800 Other Expenditure	72081	262	72343
911 <i>Deduct</i> -Recoveries of Overpayment	-2350		-2350
Total-80	726092	1152	727244
	<i>489</i>		
Total-Major and Medium Irrigation	1201959	1152	1203600
2702 MINOR IRRIGATION			
01 Surface Water-			
001 Direction and Administration	184241		184241
102 Lift Irrigation Schemes	51023		51023
800 Other Expenditure	420650	29081	449731
911 <i>Deduct</i> -Recoveries of Overpayment	-2		-2
Total-01	655912	29081	684993

(n) Includes Rs.5112 thousand being interest adjusted in accounts. See foot note (d) of Statement No.11.

STATEMENT NO.12
DETAILED ACCOUNT OF EXPENDITURE BY MINOR HEADS-Contd.

<i>Heads</i>	<i>Actuals for 2005-06</i>		<i>TOTAL</i>
	<i>NON-PLAN</i>	<i>PLAN</i>	
<i>(Rupees in thousand)</i>			
EXPENDITURE HEADS (REVENUE ACCOUNT)-Contd.			
C. ECONOMIC SERVICES-Contd.			
(d) <i>Irrigation and Flood Control-Concl.</i>			
2702 MINOR IRRIGATION-Concl.			
02 Ground Water-			
005 Investigation	79101	56796	135897
911 <i>Deduct</i> -Recoveries of Overpayment	-5771		-5771
Total-02	73330	56796	130126
80 General			
052 Machinery and Equipment	-346 (*)		-346
Total-80	-346		-346
Total-Minor Irrigation	728896	85877	814773
2705 COMMAND AREA DEVELOPMENT-			
101 Command Area Development Authority- Kerala		83605	83605
800 Other Expenditure		1895	1895
911 <i>Deduct</i> -Recoveries of Overpayment			(a)
Total	..	85500	85500
2711 FLOOD CONTROL AND DRAINAGE-			
01 Flood Control-			
001 Direction and Administration		32	32
103 Civil Works	97745	157	97902
Total-01	97745	189	97934
02 Anti-Sea Erosion Projects-			
001 Direction and Administration		1651	1651
	45		
103 Civil Works	67751	8256	76052
800 Other Expenditure	7157		7157
	45		
Total-02	74908	9907	84860
	45		
Total:Flood Control and Drainage	172653	10096	182794
	534		
Total-C(d)Irrigation and Flood Control	2103508	182625	2286667

(*) Minus expenditure is due to credit on account of transfer of tools and plant charges on percentage basis to Major Head of account '4702 Capital Outlay on Minor Irrigation' being more than the debit during the year.

(a) Amount negligible.

STATEMENT NO.12
DETAILED ACCOUNT OF EXPENDITURE BY MINOR HEADS-Contd.

<i>Heads</i>	<i>Actuals for 2005-06</i>		<i>TOTAL</i>
	<i>NON-PLAN</i>	<i>PLAN</i>	
<i>(Rupees in thousand)</i>			
EXPENDITURE HEADS (REVENUE ACCOUNT)-Contd.			
C. ECONOMIC SERVICES-Contd.			
(e) Energy			
2801 Power			
80 General			
101 Assistance to Electricity Boards		918600	918600
800 Other Expenditure	980	14395	15375
Total-Power	980	932995	933975
2810 NON-CONVENTIONAL SOURCES OF ENERGY-			
01 Bio-Energy			
101 National Programme for biogas development		8019	8019
911 <i>Deduct</i> -Recoveries of Overpayment	-23		-23
Total-01	-23	8019	7996
60 Others-			
800 Other Expenditure	9048	45084	54132
911 <i>Deduct</i> -Recoveries of Overpayment	-24		-24
Total-60	9024	45084	54108
Total-Non-Conventional Sources of Energy	9001	53103	62104
Total-C (e) Energy	9981	986098	996079
(f) Industry and Minerals			
2851 VILLAGE AND SMALL INDUSTRIES			
001 Direction and Administration	28490	11832	40322
003 Training		17108	17108
101 Industrial Estates	1862	1253	3115
102 Small Scale Industries	102978	169918	272896
103 Handloom Industries	150347	133289	283636
104 Handicraft Industries	6	6900	6906
105 Khadi and Village Industries	115000	36000	151000
106 Coir Industries	36206	159066	195272
108 Power loom Industries		991	991

STATEMENT NO.12
DETAILED ACCOUNT OF EXPENDITURE BY MINOR HEADS-Contd.

<i>Heads</i>	<i>Actuals for 2005-06</i>		<i>TOTAL</i>
	<i>NON-PLAN</i>	<i>PLAN</i>	
<i>(Rupees in thousand)</i>			
EXPENDITURE HEADS (REVENUE ACCOUNT)-Contd.			
C. ECONOMIC SERVICES-Contd.			
(f) Industry and Minerals-Concl'd.			
2851 VILLAGE AND SMALL INDUSTRIES-Concl'd.			
110 Composite Village and Small Industries and Co-operatives		1929	1929
190 Assistance to Public Sector and Other Undertakings		769 (p)	769
195 Assistance to Co-operatives		29000	29000
196 Assistance to Zilla Parishads/District Level Panchayats	314		314
800 Other Expenditure		1000	1000
911 <i>Deduct</i> -Recoveries of Overpayment	-24079	-305	-24384
Total	411124	568750	979874
2852 INDUSTRIES-			
80 General-			
001 Direction and Administration	21489		21489
003 Industrial Education-Research and Training		1000	1000
800 Other Expenditure	623	532900	533523
911 <i>Deduct</i> -Recoveries of Overpayment	-122		-122
Total-80	21990	533900	555890
Total-Industries	21990	533900	555890
2853 NON-FERROUS MINING AND METALLURGICAL INDUSTRIES-			
02 Regulation and Development of Mines-			
001 Direction and Administration	29913		29913
003 Training		89	89
004 Research and Development		78	78
102 Mineral Exploration	1426	3814	5240
911 <i>Deduct</i> -Recoveries of Overpayment	-7167		-7167
Total	24172	3981	28153
Total-C(f) Industry and Minerals	457286	1106631	1563917

(p) Excludes Rs20000 thousand spent out of advance from Contingency Fund obtained during 2005-06, but not recouped to the Fund till the close of the year.

STATEMENT NO.12
DETAILED ACCOUNT OF EXPENDITURE BY MINOR HEADS-Contd.

<i>Heads.</i>	<i>NON-PLAN</i>	<i>Actuals for 2005-06</i> <i>PLAN</i>	<i>TOTAL</i>
		<i>(Rupees in thousand)</i>	
EXPENDITURE HEADS (REVENUE ACCOUNT)-Contd.			
C. ECONOMIC SERVICES-Contd.			
(g) Transport			
3051 PORTS AND LIGHT HOUSES-			
02 Minor Ports-			
001 Direction and Administration	39045		39045
005 Investigation		646	646
101 Construction and Repairs	1350		1350
102 Port Management	23794		23794
103 Dredging and Surveying	14606	524	15130
911 <i>Deduct</i> -Recoveries of Overpayment	-241		-241
Total	78554	1170	79724
3054 ROADS AND BRIDGES-			
01 National Highways-			
001 Direction and Administration	154305		154305
800 Other Expenditure	324		324
Total-01	154629		154629
05 Roads of Inter-State or Economic Importance-			
102 Bridges	17567		17567
337 Road Works	316388		316388
797 Transfer to Reserve Funds/Deposit Accounts	462100 (q)		462100
902 <i>Deduct</i> - Amount met from Subventions from Central Road Fund	-285442 (r)		-285442
Total-05	510613		510613
80 General-			
001 Direction and Administration	14660		14660
004 Research and Development	23599	2465686	2489285
052 Machinery and Equipment	-30014 (s)		-30014
107 Railway Safety Works		4223	4223

(q) Represents transfer to 'Subventions from Central Road Fund' vide foot note (u) of Statement No.16.

(r) Represents transfer from 'Subventions from Central Road Fund' vide foot note (v) of Statement No.16.

(s) Minus expenditure is due to credit on account of transfer of tools and plant charges on percentage basis to other heads of account being more than the debit during the year.

STATEMENT NO.12
DETAILED ACCOUNT OF EXPENDITURE BY MINOR HEADS-Contd.

<i>Heads</i>	<i>Actuals for 2005-06</i>		<i>TOTAL</i>
	<i>NON-PLAN</i>	<i>PLAN</i>	
<i>(Rupees in thousand)</i>			
EXPENDITURE HEADS (REVENUE ACCOUNT)-Contd.			
C. ECONOMIC SERVICES-Contd.			
(g) Transport-Concl.			
3054 ROADS AND BRIDGES-Concl.			
80 General-Concl.			
191 Assistance to Municipal Corporations	121358		121358
192 Assistance to Municipalities/Municipal Councils	183242		183242
196 Assistance to Zilla Parishads/District Level Panchayats	330400		330400
198 Assistance to Gram Panchayats	1114300	604	1114904
799 Suspense	6860		6860
	<i>2346</i>		
800 Other Expenditure	2894901	18193	2915440
	<i>2346</i>		
Total-80	4659306	2488706	7150358
	<i>2346</i>		
Total-Roads and Bridges	5324548	2488706	7815600
3056 INLAND WATER TRANSPORT-			
001 Direction and Administration	157769		157769
003 Training and Research	76		76
800 Other Expenditure	607		607
911 <i>Deduct</i> -Recoveries of Overpayment	-15		-15
Total	158437		158437
3075 OTHER TRANSPORT SERVICES-			
60 Others-			
799 Suspense	353		353
800 Other Expenditure	15315	7500	22815
Total	15668	7500	23168
	<i>2346</i>		
Total-C(g)Transport	5577207	2497376	8076929

STATEMENT NO.12
DETAILED ACCOUNT OF EXPENDITURE BY MINOR HEADS-Contd.

<i>Heads</i>	<i>Actuals for 2005-06</i>		<i>TOTAL</i>
	<i>NON-PLAN</i>	<i>PLAN</i>	
<i>(Rupees in thousand)</i>			
EXPENDITURE HEADS (REVENUE ACCOUNT)-Contd.			
C. ECONOMIC SERVICES-Contd.			
(i) Science, Technology and Environment			
3425 OTHER SCIENTIFIC RESEARCH-			
60 Others-			
200 Assistance to Other Scientific bodies	174520	429906	604426
Total	174520	429906	604426
3435 ECOLOGY AND ENVIRONMENT			
03 Environmental Research and Ecological Regeneration			
102 Environmental Planning and Co-ordination		11585	11585
Total		11585	11585
Total-C(i)Science, Technology and Environment	174520	441491	616011
(j) General Economic Services			
3451 SECRETARIAT-ECONOMIC SERVICES-			
090 Secretariat	97201	9221	106422
092 Other Offices	1404	161	1565
101 Planning Commission/Planning Board	29842	621615	651457
102 District Planning Machinery	33617	3680	37297
911 <i>Deduct</i> -Recoveries of Overpayment	-1926	-265	-2191
Total	160138	634412	794550
3452 TOURISM-			
01 Tourist Infrastructure-			
102 Tourist Accommodation		60000	60000
103 Tourist Transport Service	51683		51683
800 Other Expenditure	1979		1979
Total-01	53662	60000	113662
80 General-			
001 Direction and Administration	99058		99058
104 Promotion and Publicity	6410	187524	193934
800 Other Expenditure	4492	416808	421300
911 <i>Deduct</i> -Recoveries of Overpayment	-1516	-46	-1562
Total-80	108444	604286	712730
Total-Tourism	162106	664286	826392

STATEMENT NO.12
DETAILED ACCOUNT OF EXPENDITURE BY MINOR HEADS-Concl'd.

Heads	Actuals for 2005-06		TOTAL
	NON-PLAN	PLAN	
(Rupees in thousand)			
EXPENDITURE HEADS (REVENUE ACCOUNT)-Contd.			
C. ECONOMIC SERVICES-Concl'd.			
(j) General Economic Services-Concl'd.			
3454 CENSUS SURVEYS AND STATISTICS			
02 Surveys and Statistics-			
111 Vital Statistics	11873	109513	121386
112 Economic Advice and Statistics	79933	2987	82920
203 Computer Services	5439	4050	9489
911 <i>Deduct</i> -Recoveries of Overpayment	-1103	-4	-1107
Total-02	96142	116546	212688
Total - Census Surveys and Statistics	96142	116546	212688
3456 CIVIL SUPPLIES-			
001 Direction and Administration	47500	1294	48794
911 <i>Deduct</i> -Recoveries of Overpayment	-37		-37
Total	47463	1294	48757
3475 OTHER GENERAL ECONOMIC SERVICES-			
106 Regulation of Weights and Measures	50259	991	51250
200 Regulation of Other Business Undertakings	389		389
201 Land Ceilings (other than agricultural land)	86101		86101
902 <i>Deduct</i> -Amount met from Agriculturists' Rehabilitation Fund	-1573 (t)		-1573
903 <i>Deduct</i> - Amount met from Kudikidappukars Benefit Fund	-4 (u)		-4
911 <i>Deduct</i> -Recoveries of Overpayment	-1161		-1161
Total	134011	991	135002
Total-C(j) General Economic Services	599860	1417529	2017389
	2880		
TOTAL-C. ECONOMIC SERVICES	18569431	19144189	37716500
	39913663	10400	
TOTAL-Expenditure Heads(Revenue Account)	112095967	32216807	184236837 (v)

(t) Represents transfer from Agriculturists' Rehabilitation Fund vide foot note (m) of Statement No.16.

(u) Represents transfer from Kudikidappukars' Benefit Fund vide foot note (m) of Statement No.16.

(v) Details of assets created by Local Self Government Institutions out of Grants-in-aid given by the State Government are awaited from the Director of Local Fund Audit (August 2006).

STATEMENT NO.12
DETAILED ACCOUNT OF EXPENDITURE BY MINOR HEADS-Contd.

<i>Heads</i>	<i>Actuals for 2005-06</i>		<i>TOTAL</i>
	<i>NON-PLAN</i>	<i>PLAN</i>	
<i>(Rupees in thousand)</i>			
EXPENDITURE HEADS (CAPITAL ACCOUNT)(*)			
A. CAPITAL ACCOUNT OF GENERAL SERVICES			
4055 CAPITAL OUTLAY ON POLICE	11090	4086	15176
4058 CAPITAL OUTLAY ON STATIONERY AND PRINTING		974	974
4059 CAPITAL OUTLAY ON PUBLIC WORKS		682112	682112
Total-A. Capital Account of General Services	11090	687172	698262
B. CAPITAL ACCOUNT OF SOCIAL SERVICES			
<i>(a) Capital Account of Education, Sports, Art and Culture</i>			
4202 CAPITAL OUTLAY ON EDUCATION, SPORTS, ART AND CULTURE		407031	407031
Total-B(a) Capital Account of Education, Sports, Art and Culture		407031	407031
<i>(b) Capital Account of Health and Family Welfare</i>			
4210 CAPITAL OUTLAY ON MEDICAL AND PUBLIC HEALTH		1426 568994	570420
4211 CAPITAL OUTLAY ON FAMILY WELFARE		10280	10280
Total-B(b) Capital Account of Health and Family Welfare		1426 579274	580700
<i>(c) Capital Account of Water Supply, Sanitation, Housing and Urban Development</i>			
4216 CAPITAL OUTLAY ON HOUSING	-10113 (w)	61060	50947
Total-B(c)Capital Account of Water Supply, Sanitation, Housing and Urban Development	-10113	61060	50947

(*) Details by minor heads are given in Statement no.13.

(w) Minus expenditure represents receipts and recoveries on capital account.

STATEMENT NO.12
DETAILED ACCOUNT OF EXPENDITURE BY MINOR HEADS-Contd.

<i>Heads</i>	<i>Actuals for 2005-06</i>		<i>TOTAL</i>
	<i>NON-PLAN</i>	<i>PLAN</i>	
<i>(Rupees in thousand)</i>			
EXPENDITURE HEADS (CAPITAL ACCOUNT)-Contd.			
B. CAPITAL ACCOUNT OF SOCIAL SERVICES-Concl'd.			
<i>(e) Capital Account of Welfare of Scheduled Castes, Scheduled Tribes and Other Backward classes</i>			
4225 CAPITAL OUTLAY ON WELFARE OF SCHEDULED CASTES, SCHEDULED TRIBES AND OTHER BACKWARD CLASSES		241861	241861
Total-B(e)Capital Account of Welfare of Scheduled Castes, Scheduled Tribes and Other Backward Classes		241861	241861
<i>(g) Capital Account of Social Welfare and Nutrition</i>			
4235 CAPITAL OUTLAY ON SOCIAL SECURITY AND WELFARE	-253	42458	42205
Total-B(g) Capital Account of Social Welfare and Nutrition	-253 (x)	42458	42205
<i>(h) Capital Account of Other Social Services</i>			
4250 CAPITAL OUTLAY ON OTHER SOCIAL SERVICES	-12 (x)	6500	6488
Total- B(h) Capital Account of Other Social Services	-12	6500	6488
		1426	
Total- B.Capital Account of Social Services	-10378	1338184	1329232
C. CAPITAL ACCOUNT OF ECONOMIC SERVICES			
<i>(a) Capital Account of Agriculture and Allied Activities</i>			
4401 CAPITAL OUTLAY ON CROP HUSBANDRY	-2452 (x)	12969	10517
4402 CAPITAL OUTLAY ON SOIL AND WATER CONSERVATION		96500	96500
4403 CAPITAL OUTLAY ON ANIMAL HUSBANDRY		30795	30795
4404 CAPITAL OUTLAY ON DAIRY DEVELOPMENT		550	550
4405 CAPITAL OUTLAY ON FISHERIES	500	118474	118974

(x) Minus expenditure represents receipts and recoveries on capital account.

STATEMENT NO.12
DETAILED ACCOUNT OF EXPENDITURE BY MINOR HEADS-Contd.

<i>Heads</i>	<i>NON-PLAN</i>	<i>Actuals for 2005-06</i> <i>PLAN</i>	<i>TOTAL</i>
		<i>(Rupees in thousand)</i>	
EXPENDITURE HEADS (CAPITAL ACCOUNT)-Contd.			
C. CAPITAL ACCOUNT OF ECONOMIC SERVICES-Contd.			
(a) Capital Account of Agriculture and Allied Activities-Concl'd.			
4406 CAPITAL OUTLAY ON FORESTRY AND WILDLIFE		67911	67911
4408 CAPITAL OUTLAY ON FOOD, STORAGE AND WAREHOUSING	30029	16555	46584
4425 CAPITAL OUTLAY ON CO-OPERATION	-33808 (y)	76980	43172
4435 CAPITAL OUTLAY ON OTHER AGRICULTURAL PROGRAMMES		22000	22000
Total-C(a) Capital Account of Agriculture and Allied Activities	-5731	442734	437003
(d) Capital Account of Irrigation and Flood Control			
		<i>212302</i>	
4701 CAPITAL OUTLAY ON MAJOR AND MEDIUM IRRIGATION (**)		1671816	1884118
		<i>133</i>	
4702 CAPITAL OUTLAY ON MINOR IRRIGATION		100067	100200
4711 CAPITAL OUTLAY ON FLOOD CONTROL PROJECTS		99424	99424
Total-C(d) Capital Account of Irrigation and Flood Control		<i>212435</i>	
(f) Capital Account of Industry and Minerals			
4851 CAPITAL OUTLAY ON VILLAGE AND SMALL INDUSTRIES		3177	
		59271	62448
4859 CAPITAL OUTLAY ON TELECOMMUNICATION AND ELECTRONICS INDUSTRIES		230000	230000
4885 OTHER CAPITAL OUTLAY ON INDUSTRIES AND MINERALS		20000	20000
Total-C(f) Capital Account of Industry and Minerals		<i>3177</i> 309271	312448

(y) Minus expenditure represents receipts and recoveries on capital account.

(**) The introduction of two new major heads 4700 Capital Outlay on Major Irrigation and 4701 Capital Outlay on Medium Irrigation in the List of Major and Minor Heads with effect from 1.4.2004 has not been implemented by State Government so far.

STATEMENT NO.12
DETAILED ACCOUNT OF EXPENDITURE BY MINOR HEADS-Concl'd.

<i>Heads</i>	<i>Actuals for 2005-06</i>		<i>TOTAL</i>
	<i>NON-PLAN</i>	<i>PLAN</i>	
<i>(Rupees in thousand)</i>			
EXPENDITURE HEADS (CAPITAL ACCOUNT)-Concl'd.			
C. CAPITAL ACCOUNT OF ECONOMIC SERVICES-Concl'd.			
(g) Capital Account of Transport			
5051 CAPITAL OUTLAY ON PORTS AND LIGHOUSES		125579	125579
5053 CAPITAL OUTLAY ON CIVIL AVIATION		25000	25000
5054 CAPITAL OUTLAY ON ROADS AND BRIDGES		2843272	2843272
5055 CAPITAL OUTLAY ON ROAD TRANSPORT		62457	62457
5056 CAPITAL OUTLAY ON INLAND WATER TRANSPORT	-537 (z)	21832	21295
5075 CAPITAL OUTLAY ON OTHER TRANSPORT SERVICES		32293	32293
Total-C(g) Capital Account of Transport	-537	3110433	3109896
(j) Capital Account of General Economic Services			
5452 CAPITAL OUTLAY ON TOURISM		197185	197185
5475 CAPITAL OUTLAY ON OTHER GENERAL ECONOMIC SERVICES	-117 (z)	1825	1708
Total-C(j) Capital Account of General Economic Services	-117	199010	198893
Total-C. Capital Account of Economic Services		215612	
	-6385	5932755	6141982
Total-Expenditure Heads (Capital Account)	-5673	7958111	8169476
Grand Total-Expenditure	39913663	227438	192406313

(z) Minus expenditure represents receipts and recoveries on capital account.

STATEMENT
DETAILED STATEMENT OF CAPITAL EXPENDITURE
Nature of expenditure

EXPENDITURE HEADS (CAPITAL ACCOUNT)

A. CAPITAL ACCOUNT OF GENERAL SERVICES

4055 CAPITAL OUTLAY ON POLICE -

207 State Police-

- 1 Upgradation of standards of administration under 10th Finance Commission Award
 - 2 Other Buildings
- Total-207

211 Police Housing-

- 1 Police Housing Scheme
 - 2 Upgradation of standards of administration under 10th Finance Commission Award-
Quarters for Police Personnel
- Total-211

800 Other Expenditure

- 1 Upgradation of standards of administration under 11th Finance Commission Award-
Police Station Buildings
 - 2 Upgradation of standards of administration under 11th Finance Commission Award-
Facility for women police personnel
 - 3 Construction of garrage and barrack and providing infrastructural facilities including
repairs and renovation
 - 4 Renovation of Chandrasekharan Nair Stadium, Thiruvananthapuram
 - 5 Construction of Police Headquarters Building
 - 6 Purchase of land for construction of Police Stations, Quarters and Other Buildings
- Total-800
Total - Capital Outlay on Police

4058 CAPITAL OUTLAY ON STATIONERY AND PRINTING-

103 Government Presses-

- 1 Construction of Building at Mannanthala for starting Government Press
 - 2 Construction of Government Press, Thrikkakkara
 - 3 Buildings
 - 4 Construction of Residential Quarters
 - 5 Deepening Well and Pump set at Mannanthala
- Total- 103

800 Other expenditure

Total- Capital Outlay on Stationery and Printing

(*) Progressive expenditure up to 1996.97 stands included under major heads 4059 and 4216 as details for proforma adjustments are due

No. 13

DURING AND TO THE END OF 2005-06

<i>Non-Plan</i>	<i>Expenditure during 2005-06</i>		<i>Expenditure to the</i>
	<i>Plan</i>	<i>Total</i>	<i>end of 2005-06</i>
	<i>(Rupees in thousand)</i>		
			11061
	4086	4086	27962
	4086	4086	39023
			4573
			91518
			96091
			120000
			18600
			69300
5000		5000	5000
5000		5000	10000
1090		1090	2090
11090		11090	224990
11090	4086	15176	360104 (*)
			11030
			10364
			85654
			2050
			166
			109264
	974	974	22861
	974	974	132125

from Government. See also foot note (d) of this statement.

STATEMENT
DETAILED STATEMENT OF CAPITAL EXPENDITURE
Nature of expenditure

EXPENDITURE HEADS (CAPITAL ACCOUNT)-*Contd.*

A. CAPITAL ACCOUNT OF GENERAL SERVICES-*Contd.*

4059 CAPITAL OUTLAY ON PUBLIC WORKS-

01 Office Buildings-

051 Construction.

- 1 Construction of Civil Station at Thrikkakkara
- 2 Construction of Civil Station at Malappuram
- 3 Construction of Mini Civil Station at Pathanamthitta
- 4 Construction of Kasargode Civil Station Building
- 5 Construction of office building and check posts for AIT & ST at Perumanoor, Ernakulam
- 6 Construction of Mini Civil Station at Kottayam
- 7 Additional accommodation for Secretariat Palm Land Compound
- 8 Providing additional facilities to Revenue Board Office Building, Thiruvananthapuram
- 9 Construction of AIT and ST Complex at Kozhikode
- 10 Construction of office building for State Planning Board
- 11 Construction of Kozhikode Civil Station - B Block
- 12 Construction of building for Sales Tax Complex, Palakkad
- 13 Construction of Mini Civil Station at Tripunithara
- 14 Construction of building for Mini Civil Station at Quilandy
- 15 Construction of Mini Civil Station at Thodupuzha
- 16 Construction of building for Civil Station Block - A, Kasaragod
- 17 Construction of building for Civil Station Block - B, Kasaragod
- 18 Construction of building for E and F Block - Civil Station, Kasaragod
- 19 Construction of B-2 Block at Civil Station, Malappuram
- 20 Construction of Mini Civil Station, Ponnani
- 21 Construction of Excise Division Office, Kollam
- 22 Construction Additional building to Civil Station, Kannur - F Block
- 23 Construction of building for Public Works Department Complex at Kasaragod
- 24 Construction of Mini Civil Station, Peerumedu
- 25 Construction of a building for Mini Civil Station, Mannarkad
- 26 Construction of Mini Civil Station, Irinjalakuda
- 27 Construction of Mini Civil Station, Vaikom
- 28 Construction of Mini Civil Station, Perumbavoor
- 29 Construction of Mini Civil Station, Muvattupuzha
- 30 Construction of Mini Civil Station at Chembukavu
- 31 Construction of Mini Civil Station at Triprayar
- 32 Construction of building for the office and staff quarters of the Deputy Superintendent of Police, Kasaragod.
- 33 Construction of building for Mini Civil Station, Thamarassery
- 34 Construction of building for Regional Office of Vigilance and anticorruption Bureau, Kozhikode
- 35 Construction of building for Civil Station A Block Kozhikode

<i>Non-Plan</i>	<i>Expenditure during 2005-06 Plan (Rupees in thousand)</i>	<i>Total</i>	<i>Expenditure to the end of 2005-06</i>
			13696
			16075
			39366
			10342
			16575
	5884	5884	20396
			38854
			24803
			24557
			11022
			47296
			10669
			17896
			10665
			14204
			10151
			10108
			19068
			32422
			19101
			10900
			6564
			6480
	3253	3253	9357
	3274	3274	9371
	13970	13970	63844
	13390	13390	13390
	180	180	180
	1866	1866	1866
	5531	5531	5531
	3923	3923	3923
	12184	12184	12184
	2341	2341	2341
	78	78	78
	16678	16678	16678

STATEMENT
DETAILED STATEMENT OF CAPITAL EXPENDITURE
Nature of expenditure

EXPENDITURE HEADS (CAPITAL ACCOUNT)-*Contd.*

A. CAPITAL ACCOUNT OF GENERAL SERVICES-*Contd.*

4059 CAPITAL OUTLAY ON PUBLIC WORKS-*Contd.*

01 Office Buildings-*Contd.*

051 Construction-*Contd.*

- 36 Construction of Civil Station Phase I at Kudappanakkunnu
- 37 Construction of Excise Complex at Thiruvananthapuram
- 38 RIT - Construction of additional building for Ladies Hostel
- 39 Construction of Mini Civil Station, Kayamkulam Phase II
- 40 Construction of B3 Block in Civil Station Compound, Malappuram
- 41 Construction of Fire Force Headquarters and Subordinate offices at Chengalchoola, Trivandrum
- 42 Construction of Excise office at Idukki
- 43 Construction of Excise office at Peermadu
- 44 Construction of AIT and ST office and quarters at Kattappana
- 45 Construction of PWD complex at Kollam
- 46 Construction of a building for Financial office complex adjacent to Mini civil station, Pathanamthitta
- 47 Construction of a building for Mini Civil Station, Mallappally
- 48 Construction of a building for Civil Station, Pathanamthitta
- 49 Construction of a Mini Civil Station, Chavakad
- 50 Construction of a Mini Civil Station, Kodungallur
- 51 Construction of Rest House, Irinjalakuda
- 52 Construction of a Mini Civil Station, Kodungallur Additional Floor
- 53 Construction of Mini Civil Station, Manjeri
- 54 Construction of Mini Civil Station, Perinthalmanna
- 55 Construction of a building for Fire Station and staff quarters at Perinthalmanna
- 56 Construction of Mini Civil Station, Sulthanbathery
- 57 Construction of building for Civil Station, A Block, Sulthanbathery
- 58 Construction of Mini Civil Station, Pattambi
- 59 Construction of Mini Civil Station, Cherpu
- 60 Construction of Fire Station, Idukki at Painavu
- 61 Construction of Mini Civil Station, Mavelikkara, Ground Floor 2nd Stage
- 62 Construction of Mini Civil Station, Kayamkulam
- 63 Construction of Mini Civil Station, Kuttanad
- 64 Construction of Mini Civil Station, Kanjirappally
- 65 Construction of Paravur Mini Civil Station
- 66 Construction of Mini Civil Station, Aluva
- 67 Fire Force Department - Construction of Hostel Building FSTI, Viyyur
- 68 Fire Force Department - Construction of Administrative Block and Training Institute for FSTI, Viyyur
- 69 Fire Force Department - Construction of Fire Station building and staff quarters at Thrissur
- 70 Construction of Mini Civil Station, Chittur
- 71 Central Prison Viyyur Renovation of A&F Block

DURING AND TO THE END OF 2005-06 - Contd.

<i>Non-Plan</i>	<i>Expenditure during 2005-06 Plan (Rupees in thousand)</i>	<i>Total</i>	<i>Expenditure to the end of 2005-06</i>
	8500	8500	8500
	2477	2477	2477
	11946	11946	11946
	17394	17394	17394
	6885	6885	6885
	765	765	21066
			4699
			3271
			8858
	820	820	4695
			19462
			18813
			28368
	3013	3013	16619
	97	97	24358
			8777
	5841	5841	5841
	13050	13050	13113
	6759	6759	6819
			7345
	8388	8388	9677
			1192
	8834	8834	13144
	6629	6629	10728
	2685	2685	7281
	5423	5423	5473
	1166	1166	8745
	2004	2004	19112
			26
	6762	6762	11417
	20059	20059	26987
	5334	5334	8791
			2363
	4387	4387	6391
	82	82	125
	1000	1000	5992

STATEMENT
DETAILED STATEMENT OF CAPITAL EXPENDITURE
Nature of expenditure

EXPENDITURE HEADS (CAPITAL ACCOUNT)-*Contd.*

A. CAPITAL ACCOUNT OF GENERAL SERVICES-*Contd.*

4059 CAPITAL OUTLAY ON PUBLIC WORKS-*Contd.*

01 Office Buildings-*Concl'd.*

051 Construction-*Concl'd.*

- 72 Construction of Mini Civil Station, Thalassery
 - 73 Construction of Mini Civil Station, Taliparamba
 - 74 Construction of Mini Civil Station, Punalur
 - 75 Construction of Mini Civil Station, Kundara
 - 76 Construction of Mini Civil Station, Manathavady
 - 77 Other Schemes each costing Rs.one crore and less
- Total - 01

60 Other Buildings -

051 Construction -

- 1 Construction of Legislative Assembly Building
- 2 Construction of Guest House Building at Thiruvananthapuram
- 3 Construction of buildings for Government Offices at Thiruvananthapuram (Vikas Bhavan)
- 4 Construction of four storeyed building for Kerala High Court at Ernakulam
- 5 Construction of Court Complex, Kasaragod
- 6 Construction of eight-storeyed building for Kerala High Court at Ernakulam
- 7 Additional accommodation at Kerala House, New Delhi
- 8 Construction of Court Complex at Neyyattinkara
- 9 Construction of building for Court Complex at Thamarassery
- 10 Construction of building for fire station office and quarters at Meenchantha
- 11 Construction of Court Complex - Thodupuzha Muttam
- 12 Construction of quarters for staff of fire station at Meenchantha
- 13 Construction of Fire station building at Kalpetta
- 14 Construction of MLA flats in Legislature hostel compound
- 15 Construction of Trauma care unit in Medical college hospital, Trivandrum
- 16 Renovation of Fire Protection System at Kerala Legislative Assembly Building, Trivandrum
- 17 Electrification of High Court Complex - Supply, Installation, Testing and Commissioning of 10 numbers of lifts
- 18 Electrification of High Court Complex - Supply, Installation, Testing and Commissioning
- 19 Electrification of High Court Complex - High Tension Installation - Supply, Installation, Testing and Commissioning of Generators and acoustic
- 20 Construction of Vikas Bhavan - C Block
- 21 Construction of Garage and Quarters at Chakkai Fire Station
- 22 Electrification of High Court Complex-Computer Cabling and Switching System
- 23 Electrification of High Court Complex-Air-conditioning the Court Hall
- 24 Construction of Mini Civil Station, Cherthala
- 25 Construction of Civil Station Annexe, Alappuzha
- 26 Construction of building for Sub Court, Payyannur
- 27 KLC Supply, Installation, Testing and Commissioning of CCTV in Assembly Building

(a) Excludes expenditure on component works related to the scheme.

No. 13
DURING AND TO THE END OF 2005-06 - *Contd.*

<i>Non-Plan</i>	<i>Expenditure during 2005-06 Plan (Rupees in thousand)</i>	<i>Total</i>	<i>Expenditure to the end of 2005-06</i>
	4071	4071	4256
	1698	1698	4011
			60
	1312	1312	1352
	4711	4711	8171
	87322	87322	636116
	331966	331966	1600669
			270902 (a)
			16905
			10330
			14464
			12971
	83221	83221	718576
			57694
			20755
			11494
			15584
			22646
			11501
			5624
			93626
			5513
			4442
			40356
	1053	1053	14347
			13389
	5472	5472	2591
			4293
			10667
	177	177	16994
	24120	24120	24170
			1714
	79	79	79
	10588	10588	10588

STATEMENT
DETAILED STATEMENT OF CAPITAL EXPENDITURE
Nature of expenditure

EXPENDITURE HEADS (CAPITAL ACCOUNT)-*Contd.*

A. CAPITAL ACCOUNT OF GENERAL SERVICES-*Concl.*

4059 CAPITAL OUTLAY ON PUBLIC WORKS-*Concl.*

60 Other Buildings - *Concl.*

051 *Construction - Concl*

- 28 KLC Supply, Installation, Testing and Commissioning of Electronic Voting system in Assembly hall
 - 29 Construction of MLA Hostel, Phase II
 - 30 Other Schemes each costing Rs.one crore and less
- Total - 60

80 General

001 Direction and Administration

052 Machinery and Equipment

190 Investments in Public Sector and Other Undertakings - Kerala State Construction Corporation Limited

800 Other expenditure -

- 1 Sainik School
 - 2 Construction of Independence Golden Jubilee Monument in front of the State Secretariat
 - 3 Construction of building for Vigilance Directorate
 - 4 Rehabilitation and reconstruction of rural infrastructure under Tsunami
- Total - 800

Total- 80

Total - Capital outlay on Public Works

Total - A .Capital Account of General Services

B. CAPITAL ACCOUNT OF SOCIAL SERVICES

(a) Capital Account of Education, Sports, Art and Culture

4202 CAPITAL OUTLAY ON EDUCATION, SPORTS, ART AND CULTURE -

01 General Education -

201 Elementary Education

202 Secondary

203 University and Higher Education -

- 1 Const. for Government College, Nattakam
 - 2 Constr. for Government College, Chalakudy
 - 3 Acquisition and construction of building for Quilandy Government College
 - 4 Construction of building for Manjeswaram Government College
 - 5 Construction of Buildings for Colleges and Hostels including Law Colleges
 - 6 Implementation of U.G.C assisted Schemes in Government Colleges
 - 7 Strengthening of Teachers' Training Institutes (100% C.S.S)
 - 8 Construction of Sanskrit College, Pattambi
 - 9 Other Schemes each costing Rs.one crore and less
- Total - 203

800 Other expenditure

- 1 Civil works for District Institute of Education and Training - DIET (100% C.S.S)
 - 2 Construction of work sheds in Schools for conducting Vocational Courses (C.S.S)
 - 3 Construction of building under Operation Black Board Scheme
 - 4 Building for GV Raja Sports School
 - 5 Other Schemes each costing Rs.one crore and less
- Total - 800

Total - 01

DURING AND TO THE END OF 2005-06 - Contd.

<i>Non-Plan</i>	<i>Expenditure during 2005-06 Plan (Rupees in thousand)</i>	<i>Total</i>	<i>Expenditure to the end of 2005-06</i>
	18316	18316	18316
	11361	11361	11361
	873	873	1329312
	155260	155260	2791204
	97557	97557	863961
	6829	6829	61810
			8750
			10097
			2288
			4000
	90500	90500	90500
	90500	90500	106885
	194886	194886	1041406
	682112	682112	5433279
11090	687172	698262	5925508
			424142
	2468	2468	684225
			2028
			925
			4164
			3
	82229	82229	536887
			17018
			29959
			2575
			1183
	82229	82229	594742
	20268	20268	200007
	1849	1849	77668
			29012
			141378
			13910
	22117	22117	461975
	106814	106814	2165084

STATEMENT
DETAILED STATEMENT OF CAPITAL EXPENDITURE
Nature of expenditure

EXPENDITURE HEADS (CAPITAL ACCOUNT)-Contd.

B. CAPITAL ACCOUNT OF SOCIAL SERVICES - *Contd.*

(a) Capital Account of Education, Sports, Art and Culture - Concl'd.

4202 CAPITAL OUTLAY ON EDUCATION, SPORTS, ART AND CULTURE - *Concl'd.*

02 Technical Education -

103 Technical Schools

104 Polytechnics

1 Buildings

2 Land Acquisition and Civil works for Technical Education with
World Bank assistance

Total - 104

105 Engineering/Technical Colleges and Institutes

800 Other expenditure

1 Industrial Training Institutes -Buildings

2 Technical Education Directorate-Buildings

3 World Bank Project for modernising, diversifying and restructuring
of Vocational Programmes

4 World Bank Project for modernising, diversifying and restructuring
of Vocational Programmes-civil works-Buildings

5 Regional Vocational Training Institute for Women-Buildings

6 Staff Quarters - Buildings

7 Other Schemes each costing Rs.one crore and less

Total - 800

Total - 02

03 Sports and Youth Services -

101 Youth Hostels

800 Other expenditure

Total - 03

04 Art And Culture

101 Fine Arts Education

104 Archives

105 Public Libraries

106 Museums

190 Investments in Public Sector and Other Undertakings -
Kerala State Film Development Corporation Limited

800 Other expenditure

Total - 04

Total - Capital Outlay on Education, Sports, Art and Culture

Total - B(a) Capital Account of Education, Sports, Art and Culture

(b) Capital Account of Health and Family Welfare

4210 CAPITAL OUTLAY ON MEDICAL AND PUBLIC HEALTH -

01 Urban Health Services -

001 Direction and Administration

104 Medical Stores Depot

110 Hospital and Dispensaries

200 Other Health Schemes

796 Tribal Area Sub-Plan

Total - 01

No. 13

DURING AND TO THE END OF 2005-06 - Contd.

<i>Non-Plan</i>	<i>Expenditure during 2005-06 Plan (Rupees in thousand)</i>	<i>Total</i>	<i>Expenditure to the end of 2005-06</i>
	10068	10068	134631
	135641	135641	429347
			348403
	135641	135641	777750
	132879	132879	695648
	14738	14738	257956
			42243
			8477
			9907
			10102
			5234
			7401
	14738	14738	341320
	293326	293326	1949349
			1322
			9057
			10379
	1391	1391	18371
			6966
			12323
			68364
	5500	5500	186786
			34020
	6891	6891	326830
	407031	407031	4451642
	407031	407031	4451642
			8291
			4566
	56949	56949	775548
			1925
			6222
	56949	56949	796552

STATEMENT
DETAILED STATEMENT OF CAPITAL EXPENDITURE
Nature of expenditure

EXPENDITURE HEADS (CAPITAL ACCOUNT)-Contd.

B. CAPITAL ACCOUNT OF SOCIAL SERVICES - *Contd*

(b) Capital Account of Health and Family Welfare - Contd.

4210 CAPITAL OUTLAY ON MEDICAL AND PUBLIC HEALTH -Contd

02 Rural Health Services -

- 101 Health Sub-Centres
- 103 Primary Health Centres
- 104 Community Health Centres
- 110 Hospitals and Dispensaries
- 796 Tribal Area Sub-Plan

Total - 02

03 Medical Education, Training And Research -

001 Direction and Administration

101 Ayurveda -

- 1 Ayurveda Medical College, College Hostel, College Hospital Thiruvananthapuram-land acquisition and buildings
- 2 Ayurveda Medical College, College Hostel, College Hospital Thrippunithura-land acquisition and buildings
- 3 Government Ayurveda College, Kannur - land acquisition and buildings
- 4 Other Schemes each costing Rs.one crore and less

Total - 101

102 Homoeopathy -

- 1 Homoeo Medical College, College Hospital and Hostel Thiruvananthapuram-land acquisition and buildings
- 2 Homoeo Medical College, College Hospital and Hostel Kozhikode-land acquisition and buildings

Total - 102

105 Allopathy-

- 1 Construction of building for Medical College, Kozhikode
- 2 Construction of building for Medical College Hospital, Kozhikode
- 3 Women and Children Hospital, Medical College, Kozhikode
- 4 Construction of building for Medical College, 'B' Block, Kottayam
- 5 Construction of building for Dental Wing for Medical College, Kozhikode
- 6 Constructing main teaching hospital A, B, C and D Blocks, Medical College, Kottayam
- 7 Construction of 300 bedded Chest Hospital at Mulankunnathukavu, Medical College, Thrissur
- 8 Nursing College, College Hostel Kozhikode-land acquisition and buildings
- 9 Pharmaceutical Science College, College Hostel -land acquisition and buildings
- 10 Medical College, College Hospital, College Hostel, Alapuzha -land acquisition and buildings
- 11 Medical College, College Hospital, College Hostel Kozhikode -land acquisition and buildings
- 12 Medical College, College Hospital, College Hostel Kottayam -land acquisition and buildings
- 13 Medical College, College Hospital, College Hostel Thiruvananthapuram -land acquisition and buildings

No. 13

DURING AND TO THE END OF 2005-06 - Contd.

<i>Non-Plan</i>	<i>Expenditure during 2005-06 Plan</i>	<i>Total</i>	<i>Expenditure to the end of 2005-06</i>
	<i>(Rupees in thousand)</i>		
			3816
	40	40	84734
	6130	6130	9100
	9074	9074	192643
			287
	15244	15244	290580
			14672
	6963	6963	33974
	26910	26910	140353
	13881	13881	127859
			1909
	47754	47754	304095
			120191
	12370	12370	33298
	565	565	153489
	12935	12935	14829
			9143
			12589
			1697
			3682
			4789
			4772
			13885
			2554
	106596	106596	494045
	86069	86069	389281
	116828	116828	327844
	26479	26479	167225

STATEMENT
DETAILED STATEMENT OF CAPITAL EXPENDITURE
Nature of expenditure

EXPENDITURE HEADS (CAPITAL ACCOUNT)-Contd.

B. CAPITAL ACCOUNT OF SOCIAL SERVICES - *Contd*

(b) *Capital Account of Health and Family Welfare - Concl'd.*

4210 CAPITAL OUTLAY ON MEDICAL AND PUBLIC HEALTH -Concl'd.

03 Medical Education, Training And Research - Concl'd.

105 Allopathy- *Concl'd.*

14 Medical College, College Hospital, College Hostel Thrissur -land acquisition and buildings

15 Dental College-land acquisition and buildings

16 Nursing College, College Hostel, Kottayam - land acquisition and buildings

17 Regional Limb Fitting Centre - land acquisition and buildings

18 Nursing Schools - land acquisition and buildings

19 Establishment of Regional Institute of Ophthalmology- land acquisition and Building

20 Other Schemes each costing Rs.one crore and less

Total - 105

800 Other expenditure

Total - 03

04 Public Health -

107 Public Health Laboratories

190 Investments in Public Sector and Other Undertakings

The Pharmaceutical Corporation (Indian Medicines) Kerala Limited

195 Medical Co-Operatives - Share capital contribution to Kerala State Homoeopathic Society Limited

200 Other Programmes

Total - 04

Total-Capital Outlay on Medical and Public Health

4211 CAPITAL OUTLAY ON FAMILY WELFARE -

101 Rural Family Welfare Services

102 Urban Family Welfare Services

108 Selected Area Programmes -

(i) India Population Project III - World Bank Assistance

(ii) Backward Coastal Health Project

Total - 108

800 Other expenditure

Total - Capital Outlay on Family Welfare

Total- B(b) Capital Account of Health and Family Welfare

(b) Increased *pro forma* by Rs.2606 thousand being conversion of grant-in-aid given to Kerala State Homeopathic Co-Operative Pharmacy Limited

DURING AND TO THE END OF 2005-06 - Contd.

<i>Non-Plan</i>	<i>Expenditure during 2005-06 Plan</i>	<i>Total</i>	<i>Expenditure to the end of 2005-06</i>
	<i>(Rupees in thousand)</i>		
	97138	97138	647110 17905 9774 13026 14142
	428	428	5096 167573
	433538	433538	2320961 11469
	494227	494227	2804686 11059
	4000	4000	50397 2606 (b) 4173
	4000	4000	68235
	570420	570420	3960053
	10280	10280	536905 3438
			357950 36584
			394534 7916
	10280	10280	942793
	580700	580700	4902846

into share capital.

STATEMENT
DETAILED STATEMENT OF CAPITAL EXPENDITURE
Nature of expenditure

EXPENDITURE HEADS (CAPITAL ACCOUNT)-Contd.

B. CAPITAL ACCOUNT OF SOCIAL SERVICES - *Contd*

(c)Capital Account of Water Supply, Sanitation, Housing and Urban Development -

4215 CAPITAL OUTLAY ON WATER SUPPLY AND SANITATION -

01 Water Supply-

101 Urban Water Supply

- 1 Trivandrum Water Supply Scheme (Augmentation)
 - 2 Quilon Water Supply Scheme
 - 3 Punalur Water Supply Scheme
 - 4 Pathanamthitta Water Supply Scheme
 - 5 Mavelikara Water Supply Scheme
 - 6 Thiruvalla Water Supply Scheme
 - 7 Kuttanad Water Supply Scheme
 - 8 Alleppey Water Supply Scheme
 - 9 Vaikom Water Supply Scheme
 - 10 Changanacherry Water Supply Scheme
 - 11 Kottayam Water Supply Scheme
 - 12 Thodupuzha Water Supply Scheme
 - 13 Thrippunithura Water Supply Scheme
 - 14 Parur Water Supply Scheme
 - 15 Ernakulam - Mattancherry Water Supply Scheme
 - 16 Water Supply and Sewerage Scheme - Cochin Development Area
 - 17 Water Supply to Industrial Area
 - 18 Trichur Water Supply Scheme (Augmentation)
 - 19 Trichur Water Supply Scheme
 - 20 Irinjalakuda Water Supply Scheme
 - 21 Chalakudy Water Supply Scheme
 - 22 Guruvayur Water Supply Scheme
 - 23 Kunnamkulam Water Supply Scheme
 - 24 Chittur - Thattamangalam Water Supply Scheme
 - 25 Palghat Water Supply Scheme
 - 26 Tirur Water Supply Scheme
 - 27 Kozhikode Water Supply Scheme
 - 28 Badagara Water Supply Scheme
 - 29 Tellicherry Water Supply Scheme
 - 30 Cannanore Water Supply Scheme
 - 31 Kasaragode Water Supply Scheme
 - 32 Peppara Dam
 - 33 Malappuram Water Supply Scheme
 - 34 Water Supply Scheme to Kodungallur Municipality and Methala Panchayat
 - 35 Manjeri Water Supply Scheme
 - 36 Other Schemes each costing Rs.one crore and less
-
- Total - 101

No. 13

DURING AND TO THE END OF 2005-06 - Contd.

<i>Non-Plan</i>	<i>Expenditure during 2005-06 Plan (Rupees in thousand)</i>	<i>Total</i>	<i>Expenditure to the end of 2005-06</i>
			71895
			13501
			4883
			6472
			5069
			8269
			24473
			17893
			15986
			7085
			9632
			11316
			7448
			4695
			26633
			83578
			44174
			28401
			40776
			7557
			7275
			3727
			4101
			2716
			23621
			9475
			60156
			4482
			8765
			6825
			4440
			82699
			10997
			22127
			1193
			119407
			811742

STATEMENT
DETAILED STATEMENT OF CAPITAL EXPENDITURE
Nature of expenditure

EXPENDITURE HEADS (CAPITAL ACCOUNT)-Contd.

B. CAPITAL ACCOUNT OF SOCIAL SERVICES - *Contd*

(c)Capital Account of Water Supply, Sanitation, Housing and Urban Development - Contd.

4215 CAPITAL OUTLAY ON WATER SUPPLY AND SANITATION - *Concl'd.*

01 Water Supply - *Concl'd.*

102 Rural Water Supply -

- 1 Sasthamcotta - Suranad Scheme
 - 2 Nattika Furka Scheme
 - 3 Kuttanad Water Supply Project
 - 4 Other Schemes each costing Rs.one crore and less
- Total-102

800 Other expenditure

Total - 01

02 Sewerage and Sanitation

101 Urban Sanitation Services

106 Sewerage Services

- 1 Trivandrum Drainage Scheme
 - 2 Quilon Drainage Scheme
 - 3 Ernakulam Drainage Scheme
 - 4 Calicut Drainage Scheme
 - 5 Other Schemes each costing Rs.one crore and less
- Total - 106

Total - 02

Total - Capital Outlay on Water Supply and Sanitation

4216 CAPITAL OUTLAY ON HOUSING -

01 Government Residential Buildings -

106 General Pool Accommodation -

- 1 Direction and Administration
 - 2 Machinery and Equipment
 - 3 Construction of Staff Quarters at Kasaragod
 - 4 Construction of Bachelors' Hostel, Painavu
 - 5 Construction of Staff Quarters for Fire Force Personnel, Ernakulam
 - 6 Construction of building for Bachelors' Hostel, Kalpetta
 - 7 Other Schemes each costing Rs.one crore and less
- Total - 106

107 Police Housing -

- 1 Construction of buildings for Armed Reserve Camp, Chevayur, Kozhikode
 - 2 Police Residential Complex at Ernakulam
 - 3 Construction of Police quarters at Palakkad
 - 4 Other Schemes each costing Rs.one crore and less
- Total - 107

(c) Adjustment in accounts relating to transfer of assets to Kerala Water Authority is pending.

(d) *Pro forma* adjustment to major head '4055-Capital Outlay on Police' is pending as details are due from Government.

No. 13

DURING AND TO THE END OF 2005-06 - Contd.

<i>Non-Plan</i>	<i>Expenditure during 2005-06 Plan (Rupees in thousand)</i>	<i>Total</i>	<i>Expenditure to the end of 2005-06</i>
			6358
			17798
			35937
			1081614
			1141707
			131222
			2084671
			5170
			26061
			17079
			8155
			16807
			34502
			102604
			107774
			2192445 (c)
	6745	6745	115313
	472	472	9098
			12400
			11922
			10154
			1868
	33726	33726	141116
	40943	40943	301871
			10732
			8691
			13052
			332521
			364996 (d)

STATEMENT
DETAILED STATEMENT OF CAPITAL EXPENDITURE
Nature of expenditure

EXPENDITURE HEADS (CAPITAL ACCOUNT)-Contd.

B. CAPITAL ACCOUNT OF SOCIAL SERVICES - *Contd*

(c)Capital Account of Water Supply, Sanitation, Housing and Urban Development -Concl'd.

4216 CAPITAL OUTLAY ON HOUSING -Concl'd .

700 Other Housing -

- 1 Prison Staff Housing Scheme
 - 2 Press Staff Housing Scheme
 - 3 Judicial Officers Housing Scheme
 - 4 Upgradation of Standards of Administration under 7th Finance Commission Award
 - 5 Upgradation of Standards of Administration under 8th Finance Commission Award
 - 6 Upgradation of Standards of Administration under 9th Finance Commission Award
 - 7 Upgradation of Standards of Administration under 10th Finance Commission Award
 - 8 Construction of Quarters for Judicial Officers (50% CSS)
 - 9 Direction and Administration
- Total - 700
Total - 01

02 Urban Housing -

201 Acquisition of Land -

Land Acquisition and Development

03 Rural Housing -

- 201 Community amenities for fishermen
 - 202 Industrial Housing Scheme
 - 203 Housing Scheme for weaker sections of the society
 - 204 Construction of houses for fishermen
 - 205 Low Income Group Housing Scheme
- Total - 03

80 General -

190 Investments in Public Sector and Other Undertakings -

- 1 Kerala School Teachers and Non-teaching Staff Welfare Corporation
 - 2 Kerala Police Housing and Construction Corporation Limited
- Total - 190

195 Investments in Housing Co-operatives

800 Other expenditure

- 1 4¼% Kerala House Sites and Houses for families of landless workers
(Compensation for the value of lands) Bonds-One Year
 - 2 4½% Kerala House Sites and Houses for families of landless workers
(Compensation for the value of lands) Bonds-Two Years
 - 3 Rajiv Gandhi One Million Housing Scheme
- Total - 800
Total - 80

Total - Capital Outlay on Housing

4217 CAPITAL OUTLAY ON URBAN DEVELOPMENT -

60 Other Urban Development Schemes-

051 Construction-Procurement of land and Construction of buildings for Municipal Directorate and Chief Town Planner's Office

190 Investments in Public Sector and Other Undertakings -
Kerala Urban Development Finance Corporation Limited

800 Other expenditure

Total - Capital Outlay on Urban Development

Total - B (c) Capital Account of Water Supply, Sanitation, Housing and Urban Development

(e) Minus expenditure is due to receipts and recoveries on capital account being more than the debit for the year.

(f) Progressive minus expenditure is due to receipts and recoveries being more than the expenditure.

DURING AND TO THE END OF 2005-06 - Contd.

Non-Plan	Expenditure during 2005-06 Plan (Rupees in thousand)	Total	Expenditure to the end of 2005-06
			563
			2097
	255	255	34578
			5479
			64648
			12632
			20554
			64496
	54	54	1553
	309	309	206600
	41252	41252	873467
-3529 (e)	-65 (e)	-3593	-389 (f)
			3417
			-472 (f)
			879
			121
			906
			4851
			5000
	500	500	12720
	500	500	17720
-7084 (e)	19872	12788	206529
			96
			83
			100000
			100179
-6584	19872	13288	324428
-10113	61059	50947	1202357
			19500
			5100
			1118
			25718
-10113	61059	50947	3420520

STATEMENT
DETAILED STATEMENT OF CAPITAL EXPENDITURE
Nature of expenditure

EXPENDITURE HEADS (CAPITAL ACCOUNT)-Contd.

B. CAPITAL ACCOUNT OF SOCIAL SERVICES - *Contd*

(d) *Capital Account of Information and Broadcasting-*

4220 CAPITAL OUTLAY ON INFORMATION AND PUBLICITY -

60 Others -

101 Buildings - Construction of a permanent pavilion at Pragathi Maidan, New Delhi

Total - Capital Outlay on Information and Publicity

Total - B (d) Capital Account of Information and Broadcasting

(e) *Capital Account of Welfare of Scheduled Castes, Scheduled Tribes, and Other Backward Classes*

4225 CAPITAL OUTLAY ON WELFARE OF SCHEDULED CASTES, SCHEDULED

TRIBES AND OTHER BACKWARD CLASSES-

01 Welfare of Scheduled Castes -

102 Economic Development

277 Education

800 Other expenditure

Total - 01

02 Welfare of Scheduled Tribes -

277 Education

282 Health

800 Other expenditure

Total - 02

03 Welfare of Backward Classes

190 Investments in Public Sector and Other Undertakings -

1 Kerala State Development Corporation for the Welfare of Christian Converts
from Scheduled Castes and recommended Communities Limited

2 Kerala State Backward Classes Development Corporation

Total-190

277 Education

Total - 03

80 General -

190 Investments in Public Sector and Other Undertakings -

Kerala State Development Corporation for Scheduled Castes and Scheduled Tribes Limited

800 Other expenditure

Dr.Ambedkar Bhavan

Other Schemes each costing Rs.one crore and less

Total - 80

Total - Capital Outlay on Welfare of Scheduled Castes, Scheduled Tribes
and Other Backward Classes

Total - B (e) Capital Account of Welfare of Scheduled Castes, Scheduled Tribes
and Other Backward Classes

(g) Difference of Rs.One thousand is due to rounding.

<i>Non-Plan</i>	<i>Expenditure during 2005-06</i>		<i>Expenditure to the</i>
	<i>Plan</i>	<i>Total</i>	<i>end of 2005-06</i>
	<i>(Rupees in thousand)</i>		
			3000
			3000
			3000
			22810
	13564	13564	137221
	1511	1511	441873
	15075	15075	601904
			551905
	126449	126449	33853
	2807	2807	57160
	129256	129256	642918
			167969 (g)
	30000	30000	460600
	40000	40000	628569
	70000	70000	9693 (g)
	6630	6630	638262
	76630	76630	
			406475
	20900	20900	49500
			37564
	20900	20900	493539
			2376623
	241861	241861	2376623
	241861	241861	2376623

STATEMENT
DETAILED STATEMENT OF CAPITAL EXPENDITURE
Nature of expenditure

EXPENDITURE HEADS (CAPITAL ACCOUNT)-Contd.

B. CAPITAL ACCOUNT OF SOCIAL SERVICES-*Concl'd.*

(g)Capital Account of Social Welfare and Nutrition

4235 CAPITAL OUTLAY ON SOCIAL SECURITY AND WELFARE -

01 Rehabilitation -

190 Investments in Public Sector and Other Undertakings -
Rehabilitation Plantations Limited

201 Other Rehabilitation Schemes -
Schemes each costing Rs.one crore and less
Total - 01

02 Social Welfare -

102 Child Welfare - Schemes each costing Rs.One crore less

190 Investment in Public Sector and Other Undertakings-

- 1 Kerala State Women's Development Corporation Limited
- 2 Kerala State Handicapped Persons' Welfare Corporation Limited
- 3 National Minorities Development and Finance Corporation
- 4 Kerala State Ex-Servicemen Development and
Rehabilitation Corporation

Total - 190

Total - 02

60 Other Social Security and Welfare Programmes -

800 Other expenditure
Total - 60

Total - Capital Outlay on Social Security and Welfare

Total - B(g) Capital Account of Social Welfare and Nutrition

(h) Capital Account of Other Social Services

4250 CAPITAL OUTLAY ON OTHER SOCIAL SERVICES

190 Investments in Public Sector and Other Undertakings -

- 1 Kerala State Palmyrah Products Development and Workers' Welfare Corporation Limited.
- 2 Overseas Development and Employment Promotion Consultants Limited
- 3 ROOTS-NRK Development Initiative.

Total - 190

195 Investments in Labour Co-operatives

201 Labour

Total - Capital Outlay on Other Social Services

Total - B(h) Capital Account of Other Social Services

Total- B. Capital Account of Social Services

C. CAPITAL ACCOUNT OF ECONOMIC SERVICES

(a) Capital Account of Agriculture and Allied Activities

4401 CAPITAL OUTLAY ON CROP HUSBANDRY -

001 Direction and Administration

101 Farming Co-operatives

103 Seeds -

- 1 Seed farm and Seed Stores
- 2 Kerala Agricultural Development Project
- 3 Other Schemes each costing Rs.one crore and less

Total -103

(h) Minus expenditure represents receipts and recoveries on Capital Account.

No. 13

DURING AND TO THE END OF 2005-06 - Contd.

<i>Non-Plan</i>	<i>Expenditure during 2005-06 Plan (Rupees in thousand)</i>	<i>Total</i>	<i>Expenditure to the end of 2005-06</i>
			20585
			1483
			22068
			2098
	11000	11000	78875
	500	500	20670
	20000	20000	102500
			5000
	31500	31500	207045
	31500	31500	209143
-253 (h)	10958	10705	63356
-253	10958	10705	63356
-253	42458	42205	294567
-253	42458	42205	294567
			8700
			6579
			5200
			20479
			513
-12 (h)	6500	6488	22254
-12	6500	6488	43246
-12	6500	6488	43246
-10378	1339610	1329232	15492444
	1998	1998	10005
			391
			14666
			18490
			3853
			37009

STATEMENT
DETAILED STATEMENT OF CAPITAL EXPENDITURE
Nature of expenditure

EXPENDITURE HEADS (CAPITAL ACCOUNT)-Contd.

C. CAPITAL ACCOUNT OF ECONOMIC SERVICES - Contd

(a) Capital Account of Agriculture and Allied Activities-Contd.

4401 CAPITAL OUTLAY ON CROP HUSBANDRY -Concl.

104 Agricultural farms -

- 1 Central - State farm in Cannanore with Russian Assistance
 - 2 Augmenting Production of planting materials through Departmental farms
 - 3 Development of District Agricultural Farms
 - 4 Other Schemes each costing Rs.one crore and less
- Total - 104

105 Manures and Fertilisers -

- 1 Manure Supply Scheme - Gross Expenditure
Deduct - Receipts and Recoveries on Capital account
Net expenditure
 - 2 Quality control of fertilizers and pesticides
 - 3 Other Schemes each costing Rs.one crore and less
- Total - 105

107 Plant Protection

- 1 Purchase and sale of plant protection chemicals
Deduct - Receipts and Recoveries on Capital Account
Net expenditure
 - 2 Other Schemes each costing Rs.one crore and less
- Total - 107

108 Commercial Crops

113 Agricultural Engineering -

- 1 Maintenance of Agricultural Engineering Service including purchase of Tractors
 - 2 Agricultural Implements Supply Scheme including pump set supply scheme - Gross expenditure
Deduct - Receipts and Recoveries on Capital Account
Net expenditure
- Total - 113

119 Horticulture and Vegetable Crops

190 Investments in Public Sector and Other Undertakings -

- 1 The Kerala Land Development Corporation Limited
 - 2 The State Farming Corporation of Kerala Limited
 - 3 The Kerala State Coconut Development Corporation Limited
 - 4 Oil Palm India Limited
 - 5 Nadukkara Agro Processing Company Limited
 - 6 Kerala State Horticultural Products Development Corporation Limited
 - 7 Other Investments each costing Rs.one crore and less
- Total - 190

800 Other expenditure

Total - Capital Outlay on Crop Husbandry

(*) Minus expenditure represents receipts and recoveries on Capital Account.

(i) Progressive minus expenditure is due to receipts and recoveries on Capital Account being more than the Expenditure.

(j) Includes Rs.127 thousand shown against 'Other Investments each costing Rs.one crore and less' in the Finance Accounts 2004-05.

(**) Excludes Rs.127 thousand vide foot note (j) above

DURING AND TO THE END OF 2005-06 - Contd.

<i>Non-Plan</i>	<i>Expenditure during 2005-06 Plan (Rupees in thousand)</i>	<i>Total</i>	<i>Expenditure to the end of 2005-06</i>
			5649
	3923	3923	27468
			10981
-4045 (*)		-4045	4022
-4045	3923	-122	48120
			362411
1380		1380	-336701
1380		1380	25710
			7804
			1
1380		1380	33515
			40973
213	2849	3062	-46098
213	2849	3062	-5125 (ii)
			622
213	2849	3062	-4503
			635
	499	499	7307
			45387
			-40327
			5060
	499	499	12367
			499
			67140
			84257
			28505
			62032
	700	700	827 (i)
	3000	3000	55266
			4664 (**)
	3700	3700	302691
			40259
-2452	12969	10517	480988

STATEMENT
DETAILED STATEMENT OF CAPITAL EXPENDITURE
Nature of expenditure

EXPENDITURE HEADS (CAPITAL ACCOUNT)-*Contd.*

C. CAPITAL ACCOUNT OF ECONOMIC SERVICES - *Contd.*

(a) Capital Account of Agriculture and Allied Activities-*Contd.*

4402 CAPITAL OUTLAY ON SOIL AND WATER CONSERVATION -

- 101 Soil Survey and Testing
- 203 Land Reclamation and Development - Trichur Kole Land Development Project - Infrastructure
- 800 Other expenditure
- Total - Capital Outlay on Soil and Water Conservation

4403 CAPITAL OUTLAY ON ANIMAL HUSBANDRY -

- 101 Veterinary Services and Animal Health
- 102 Cattle and Buffalo Development
- 103 Poultry Development
- 104 Sheep and Wool Development
- 105 Piggery Development
- 107 Fodder and feed Development
- 109 Extension and Training

- 190 Investments in Public Sector and Other Undertakings -
 - 1 Meat Products of India Limited
 - 2 Kerala State Poultry Development Corporation
 - 3 Kerala Feeds Limited
 - Total - 190

- 195 Investments in Co-operatives- Share capital contribution to Nalpathimala Poultry Farmers' Co-operative Society (NCDC Assistance)
- 800 Other expenditure - Schemes each costing Rs.one crore and less
- Total - Capital Outlay on Animal Husbandry

4404 CAPITAL OUTLAY ON DAIRY DEVELOPMENT-

- 102 Dairy Development Projects -
 - 1 Dairy Development Project for Northern Districts with Swiss Assistance-Operation Flood III
 - 2 Operation Flood II-State Share
 - 3 Dairy Development Project for Northern Districts with Swiss Assistance
 - 4 Operation Flood II - Land Acquisition for Milma Plant at Thripunithara
 - 5 Schemes each costing Rs. one crore and less
 - Total - 102

- 109 Extension and Training
- 190 Investment in Public Sector and Other Undertakings - Kerala Livestock Development Board Limited
- 195 Investment in Dairy Co-operatives - Share capital contribution to Milk Supply Union/ Primary Milk Producers Co-operative Societies/ Co-operative Societies

(k) Difference of Rs.one thousand is due to rounding.

No. 13

DURING AND TO THE END OF 2005-06 - *Contd.*

<i>Non-Plan</i>	<i>Expenditure during 2005-06 Plan (Rupees in thousand)</i>	<i>Total</i>	<i>Expenditure to the end of 2005-06</i>
	1500	1500	5103 (k)
			208741
	95000	95000	267695
	96500	96500	481539
			89116
			28866
			24837
			4083
			7064
			184
	857	857	11375
			9789
			10000
			207400
			227189
			980
	29938	29938	30313
	30795	30795	424007
			21729
			18146
			10154
			5131
			7183
			62343
			20633
	550	550	60333
			1111

STATEMENT
DETAILED STATEMENT OF CAPITAL EXPENDITURE
Nature of expenditure

EXPENDITURE HEADS (CAPITAL ACCOUNT)-*Contd.*

C. CAPITAL ACCOUNT OF ECONOMIC SERVICES - *Contd*

(a) Capital Account of Agriculture and Allied Activities-*Contd.*

4404 CAPITAL OUTLAY ON DAIRY DEVELOPMENT-*Concl.*

- 206 Trichur Milk Supply Scheme
- 207 Calicut Milk Supply Scheme
- 210 Palghat Milk Supply Scheme
- 800 Other expenditure
- Total - Capital Outlay on Dairy Development

4405 CAPITAL OUTLAY ON FISHERIES -

- 101 Inland Fisheries
- 102 Estuarine/Brackish Water Fisheries-
 - 1 Vizhinjam Fishing Harbour Project
 - 2 Development of Neendakara Fishing Harbour
 - 3 Rehabilitation of fishermen from the land acquired for the fishing harbour Project, Vizhinjam
 - 4 Construction of fish landing centres (CSS 50% CA)
 - 5 Other Schemes each costing Rs. one crore and less
 - Total - 102

103 Marine Fisheries -

- 1 Deep sea fishing and Tuna fishing
- 2 Integrated Fisheries Development Project- NCDC 100%
- 3 Assistance for purchase of speed boat for Marine Enforcement Wing (100% CSS)
- 4 Kerala Marine Fishing Regulation (KMFR) Act Augmentation Programme (50% CSS)
- 5 Enforcement of Kerala Marine Fishing Regulation (KMFR) Act - Purchase of speed boats
- 6 Other Schemes each costing Rs. one crore and less
- Total - 103

104 Fishing Harbour and Landing Facilities

105 Processing, Preservation and Marketing

190 Investments in Public Sector and Other Undertakings -

- 1 The Kerala Fisheries Corporation Limited
- 2 Other Investments each costing Rs. one crore and less
- Total - 190

195 Investments in Fishermen's Co-operatives

- 1 Fishermen's Welfare Societies
- 2 Kerala State Co-operative Federation of Fisheries Development (Matsyafed)
- Total - 195

800 Other expenditure

Total - Capital Outlay on Fisheries

(i) Minus expenditure represents receipts and recoveries on Capital Account.

No. 13

DURING AND TO THE END OF 2005-06 - Contd.

<i>Non-Plan</i>	<i>Expenditure during 2005-06 Plan</i>	<i>Total</i>	<i>Expenditure to the end of 2005-06</i>
<i>(Rupees in thousand)</i>			
			89
			1492
			1002
			950
	550	550	147953
			84235
			61670
			14662
			7843
			22797
			191207
			5396
	30041	30041	366174
			91467
			5183
			5812
			5455
	30041	30041	479487
578	73075	73653	1475718
			12670
			48475
			4200
			52675
			11131
			201095
			212226
-78 (I)	14756	14678	423313
500	118474	118974	3053180

STATEMENT
DETAILED STATEMENT OF CAPITAL EXPENDITURE
Nature of expenditure

EXPENDITURE HEADS (CAPITAL ACCOUNT)-*Contd.*

C. CAPITAL ACCOUNT OF ECONOMIC SERVICES - *Contd*

(a) Capital Account of Agriculture and Allied Activities-*Contd.*

4406 CAPITAL OUTLAY ON FORESTRY AND WILDLIFE-

01 Forestry -

070 Communication and Buildings

101 Forest Conservation, Development and Regeneration

102 Social and Farm Forestry

105 Forest Produce -

1 Teakwood Plantation

2 Softwood Plantation

3 Fuel Plantation

4 Plantation of fast growing species

5 Eucalyptus Plantation

6 Supplemental Crop Plantation-Cashew, Pepper, Cocoa etc.

7 Cashew Plantations

8 Hardwood species

9 Other species

10 Industrial Raw material

11 Other Schemes each costing Rs. one crore and less

Total - 105

190 Investments in Public Sector and Other Undertakings -

1 Kerala Forest Development Corporation Limited

2 Kerala State Wood Industries Limited

Total - 190

800 Other expenditure

Total - 01

02 Environmental forestry and Wildlife-

110 Wildlife

Total - 02

Total - Capital Outlay on Forestry and Wildlife

4407 CAPITAL OUTLAY ON PLANTATIONS -

03 Rubber -

190 Investments in Public Sector and Other Undertakings -

Plantation Corporation of Kerala Limited

Total - Capital Outlay on Plantations

4408 CAPITAL OUTLAY ON FOOD, STORAGE AND WAREHOUSING -

01 Food -

101 Procurement and Supply -

(i) Grain Supply Scheme - Gross expenditure

Deduct - Receipts and Recoveries on Capital Account

Net expenditure

(ii) Price Support Scheme for Paddy

DURING AND TO THE END OF 2005-06 - Contd.

<i>Non-Plan</i>	<i>Expenditure during 2005-06 Plan (Rupees in thousand)</i>	<i>Total</i>	<i>Expenditure to the end of 2005-06</i>
	25554	25554	333566
			1728
			139569
			108237
			19853
			30972
			122680
			5545
			5108
			12049
	2289	2289	51293
			15856
	36569	36569	161289
			47524
	38858	38858	580406
			70153
			13478
			83631
	3499	3499	70740
	67911	67911	1209640
			10638
			10638
	67911	67911	1220278
			55688
			55688
128243		128243	2879542
-98162		-98162	-3664948
30081		30081	-785406
			10085

STATEMENT
DETAILED STATEMENT OF CAPITAL EXPENDITURE
Nature of expenditure

EXPENDITURE HEADS (CAPITAL ACCOUNT)-*Contd.*

C. CAPITAL ACCOUNT OF ECONOMIC SERVICES - *Contd.*

(a) *Capital Account of Agriculture and Allied Activities - Contd.*

4408 CAPITAL OUTLAY ON FOOD, STORAGE AND WAREHOUSING - *Concl.*

01 Food - *Concl.*

101 Procurement and Supply - *Concl.*

(iii) Renewal of ration cards

(iv) Payment of differential cost of the opening stock of ration materials consequent on revision of the central issue price of ration materials

(v) Other Schemes each costing Rs. one crore and less

Total - 101

103 Food Processing

190 Investments in Public Sector and Other Undertakings -

(i) Kerala State Civil Supplies Corporation Limited

Total - 190

800 Other expenditure

1 Strengthening of Consumer Disputes Redressal Commission/Consumer Disputes Redressal Forums

2 Construction of buildings to accommodate Consumer Disputes Redressal Commission/Consumer Disputes Redressal Forums in Thiruvananthapuram, Kochi and Kozhikode

Total - 800

Total - 01

02 Storage and Warehousing -

190 Investments in Public Sector and Other Undertakings -

Kerala State Warehousing Corporation

195 Investments in Warehousing and Marketing Co-operatives -

1 Marketing Societies

2 Central Arecanut Marketing and Processing Co-operatives, Mangalore

3 Kerala State Co-operative Rubber Marketing Federation Limited

4 Kerala State Co-operative Marketing Federation

5 Comark Margin Money

6 Share contribution for construction of godown under NCDC Scheme- (75% NCDC Assistance)

7 Assistance to Primary Marketing Co-operatives and Federations

8 Other Investments each costing Rs. one crore and less

Total - 195

800 Other expenditure

Total - 02

Total - Capital Outlay on Food, Storage and Warehousing

(m) Difference of Rs. one thousand is due to rounding.

(n) Minus expenditure represents receipts and recoveries on Capital Account.

No. 13

DURING AND TO THE END OF 2005-06 - Contd.

<i>Non-Plan</i>	<i>Expenditure during 2005-06 Plan</i>	<i>Total</i>	<i>Expenditure to the end of 2005-06</i>
<i>(Rupees in thousand)</i>			
			44950
			5855
			2756
30081		30081	823370
			262 (m)
			85600
			85600
			23000
			16311
			39311
30081		30081	698197
			47540
			74918
			25357
			14779
			8000
			7500
			6142
	16555	16555	142605
-52 (n)		-52	6729
-52	16555	16503	286030
			8189
-52	16555	16503	325381
30029	16555	46584	372816

STATEMENT
DETAILED STATEMENT OF CAPITAL EXPENDITURE
Nature of expenditure

EXPENDITURE HEADS (CAPITAL ACCOUNT)-*Contd.*

C. CAPITAL ACCOUNT OF ECONOMIC SERVICES - *Contd.*

(a) *Capital Account of Agriculture and Allied Activities - Concl'd.*

4415 CAPITAL OUTLAY ON AGRICULTURAL RESEARCH AND EDUCATION -

01 Crop Husbandry -

004 Research

277 Education

Total - Capital Outlay on Agricultural Research and Education

4425 CAPITAL OUTLAY ON CO-OPERATION-

107 Investments in Credit Co-operatives -

1 Apex Banks, Central Banks, Land Mortgage Banks and large sized
Credit Societies

2 Service Co-operatives

3 Primary Land Mortgage Banks-Investment

4 Share capital contribution to PACS

5 Other investments each costing Rs. one crore and less

Total- 107

108 Investments in Other Co-operatives-

1 Processing Co-operatives

2 Consumer Co-operatives

3 Other Co-operatives

4 Integrated Development of PACS (100%CSS)

Total- 108

Total - Capital Outlay on Co-operation

4435 CAPITAL OUTLAY ON OTHER AGRICULTURAL PROGRAMMES -

01 Marketing and Quality Control -

101 Marketing facilities -

Kerala Market Development Project

Total - Capital Outlay on Other Agricultural Programmes

Total - C (a) Capital Account of Agriculture and Allied Activities

(b) *Capital Account of Special Areas Programmes*

4575 CAPITAL OUTLAY ON OTHER SPECIAL AREAS PROGRAMMES -

60 Others-

800 Other expenditure -

1 Attappady Colonisation

2 MP's Local Area Development Scheme

Total - 800

Total - Capital Outlay on Other Special Areas Programmes

Total - C (b) Capital Account of Special Areas Programme

(d) *Capital Account of Irrigation and Flood Control*

4701 CAPITAL OUTLAY ON MAJOR AND MEDIUM IRRIGATION - (q)

01 Major Irrigation - Commercial -

201 Periyar Valley Project (Boothathankettu Scheme)

202 Malampuzha Project

Total - 01

(o) Progressive minus expenditure is due to receipts and recoveries on Capital Account being more than the expenditure.

(p) Minus expenditure represents receipts and recoveries on Capital Account.

(q) The introduction of two new Major Heads 4700 and 4701 in the List of Major and Minor Heads of Account with effect from 01-04-2004.

DURING AND TO THE END OF 2005-06 - Contd.

<i>Non-Plan</i>	<i>Expenditure during 2005-06 Plan (Rupees in thousand)</i>	<i>Total</i>	<i>Expenditure to the end of 2005-06</i>
			80957
			5435
			<u>86392</u>
			558350
	225	225	104729
			16021
	4950	4950	-12551 (a)
	12446	12446	21915
	<u>17621</u>	<u>17621</u>	<u>688464</u>
-589 (p)	15560	14971	209335
-95 (p)	-681	-776	384626
-163 (p)	4702	4539	1445751
-32961 (p)	39778	6817	64880
<u>-33808</u>	<u>59359</u>	<u>25551</u>	<u>2104592</u>
<u>-33808</u>	<u>76980</u>	<u>43172</u>	<u>2793056</u>
	22000	22000	121650
	22000	22000	121650
-5731	442734	437003	8491915
			15651
			14500
			<u>30151</u>
			<u>30151</u>
			<u>30151</u>
	13578	13578	1014815
			67640
	<u>13578</u>	<u>13578</u>	<u>1082455</u>

STATEMENT
DETAILED STATEMENT OF CAPITAL EXPENDITURE
Nature of expenditure

EXPENDITURE HEADS (CAPITAL ACCOUNT)-*Contd.*

C. CAPITAL ACCOUNT OF ECONOMIC SERVICES - *Contd.*

(d) Capital Account of Irrigation and Flood Control-*Contd.*

4701 CAPITAL OUTLAY ON MAJOR AND MEDIUM IRRIGATION - *Concl'd.*

02 Major Irrigation - Non-Commercial -

- 201 Neyyar Irrigation Project
- 202 Thannermukkom Project
- 203 Kallada Irrigation Project
- 204 Pamba Irrigation Project
- 205 Chitturpuzha Scheme
- 206 Kanhirapuzha Scheme
- 207 Kuttiyadi Irrigation Project
- 208 Pazhassi Project (Valapattanam Project)
- 209 Idamalayar Project
- 210 Moolathara R.B. Canal (Special Employment Programme)
- 211 Moovattupuzha Project
- 212 Meenachil River Valley Scheme
- 213 Vamanapuram Project
- 214 Chaliyar River Valley Scheme (Beyyorepuzha Project)
- 215 Kuriyarkutty Karappara Project
- 216 Kakkadavu Project
- 217 Banasura Sagar Project

Total - 02

03 Medium Irrigation - Commercial -

- 201 Peechi Reservoir Scheme
- 202 Chalakudy River Diversion Scheme
- 203 Cheerakuzhy Scheme
- 204 Walayar Project
- 205 Mangalam Project
- 206 Meenkara Project (Gayathri Project)

Total - 03

04 Medium Irrigation - Non- Commercial -

- 201 Attappady Scheme
- 202 Kattampally Scheme
- 203 Kabini Scheme
- 204 Chimoni Mupli Scheme
- 205 Regulator-Cum-Bridge at Chamravattom
- 206 Regulator-Cum-Bridge at Kanakkankadavu
- 207 Kuttanad Development Scheme
- 208 Wadakkancherry Project
- 209 Pothundy Scheme
- 210 Thottappally Spillway (New Shutters)
- 211 Velliyamkallu Causeway
- 212 Palakapandy River Diversion Scheme

Total - 04

80 General -

- 800 Other expenditure

Total - Capital Outlay on Major and Medium Irrigation

(r) Minus expenditure is due to receipts and recoveries on Capital Account being more than debit for the year.

No. 13

DURING AND TO THE END OF 2005-06 - Contd.

<i>Non-Plan</i>	<i>Expenditure during 2005-06 Plan (Rupees in thousand)</i>	<i>Total</i>	<i>Expenditure to the end of 2005-06</i>
			52418
	3670	3670	131442
	-2002 (r)	-2002	6378170
	89	89	652401
			269672
	-577 (r)	-577	1114649
	-32 (r)	-32	552837
	-1729 (r)	-1729	1554466
	475688	475688	2130736
			20360
	704004	704004	6122191
	-7 (r)	-7	26736
	-3 (r)	-3	99425
			37268
	122329	122329	384515
			23757
	16784	16784	157555
	1318214	1318214	19708598
			25130
			23862
			12825
			14932
			9363
	1050	1050	46272
	1050	1050	132384
			101792
	1529	1529	6779
			2305033
	219611	219611	608928
	1114	1114	54602
	3118	3118	74090
			2588
			4250
			38489
			2215
	135340	135340	401010
	3964	3964	3964
	364676	364676	3603740
			2241545
	186600	186600	26768722
	1884118	1884118	

STATEMENT
DETAILED STATEMENT OF CAPITAL EXPENDITURE
Nature of expenditure

EXPENDITURE HEADS (CAPITAL ACCOUNT)-*Contd.*

C. CAPITAL ACCOUNT OF ECONOMIC SERVICES - *Contd.*

(d) Capital Account of Irrigation and Flood Control-*Contd.*

4702 CAPITAL OUTLAY ON MINOR IRRIGATION -

- 101 Surface Water
- 102 Ground Water
- 796 Tribal Area Sub plan
- Total - Capital Outlay on Minor Irrigation

4711 CAPITAL OUTLAY ON FLOOD CONTROL PROJECTS -

01 Flood Control -

- 001 Direction and Administration
- 052 Machinery and Equipment
- 103 Civil Works -
 - 1 Flood control works in right and left bank of Killiyar bridge to Iranimuttam
 - 2 Reconstruction of the damaged Orumanayoor lock in PC Canal in Orumanayoor Panchayath in Thrissur District
 - 3 Improvements and protection to Canoli Canal
 - 4 Conservation work of bund in paddy field in CD Block in Kuttanad
 - 5 Flood Control work in Kadalundy river forming a new cut connecting Keeranellur and Pooraparamba river
 - 6 Sea wall between BLS 164 and 168 in Ayiranthai in Alappuzha
 - 7 Flood Control Work on the river bridge of Karamana river-construction of flood bank from Pallathukadavu to Thaliyil
 - 8 Chullithodu Scheme - Improvements to Chullithodu in Kaduthuruthy Panchayat
 - 9 Construction of Ayacut on Onambalam in Easy Kallada Panchayat
 - 10 Other Schemes each costing Rs. one crore and less
 - Total - 103
 - Total - 01

02 Anti-Sea Erosion Projects -

- 001 Direction and Administration
- 052 Machinery and Equipment
- 103 Civil Works -
 - 1 Constructing a Sea-wall for a length of 2 KM. from Ch.1/200 to 3/200 in continuation of the existing 1200 mts. Sea-wall at Ponnani Beach
 - 2 Anti-sea erosion work - construction of a Sea-wall for a length of 1000 mts. between ch. 56000 to 57000 KM. at Pallana
 - 3 Construction of a Sea-wall for a length of 1200 mts. north of Panathora Kara Araya Temple
 - 4 Construction of Sea-wall for a length of 2000 mts. from 41/700 to 43/700 (till CP 3721) at Kadappuram Panchayat in Chavakadu Taluk
 - 5 Construction of a Sea-wall in continuation of existing 800 m. Sea-wall from ch.32/540 to 34/540 at Vadanapally Village
 - 6 Constructing a Sea-wall for a length of 1600 m. in Kaipamangalam Panchayat from CP stone 3938 towards South
 - 7 Constructing of a sea-wall for a length of 1 KM at Poonthura

(s) Includes Rs.2903 thousand shown against 'Other Schemes each costing Rs. One crore and less' in the Finance Accounts 2004-05.

(t) Includes Rs.1235 thousand shown against 'Other Schemes each costing Rs. One crore and less' in the Finance Accounts 2004-05.

(u) Excludes Rs.4138 thousand *vide* footnotes (s) and (t) of this statement.

No. 13

DURING AND TO THE END OF 2005-06 - Contd.

<i>Non-Plan</i>	<i>Expenditure during 2005-06 Plan</i>	<i>Total</i>	<i>Expenditure to the end of 2005-06</i>
	<i>(Rupees in thousand)</i>		
	100200	100200	2644366
			32350
			78611
	100200	100200	2755327
	4573	4573	138262
	572	572	17212
			9279
	14770	14770	11023
			88787
			2615
			14166 (s)
			11772
			8510
	893	893	7940 (t)
	3557	3557	3557
	3644	3644	599809 (u)
	22864	22864	757458
	28009	28009	912932
	11660	11660	402121
	1458	1458	57037
			13404
			12843
			11951
			11874
			13961
			12324
			11622

STATEMENT
DETAILED STATEMENT OF CAPITAL EXPENDITURE
Nature of expenditure

EXPENDITURE HEADS (CAPITAL ACCOUNT)-*Contd.*

C. CAPITAL ACCOUNT OF ECONOMIC SERVICES - *Contd.*

(d) Capital Account of Irrigation and Flood Control-*Concl.*

4711 CAPITAL OUTLAY ON FLOOD CONTROL PROJECTS -*Concl.*

02 Anti-Sea Erosion Projects -*Concl.*

8	ASE works constructing sea wall for a length of 1000 metres from 55000 KM to 56000 KM at Srayikkad
9	ASE works - constructing sea wall from ch 6/300 to 8/000 KM
10	Construction of sea wall for a length of 1000 m. in Edikkal Kadappuram in Koyilandy taluk
11	Construction of sea wall from ch.4200 to 5786 in Ponnani Beach
12	ASE work - Constructing sea wall for a length of 1KM at Thekkekadapuram in Parappanangady panchayat to south of CP 3100 to 3110
13	Construction of 1700 mts length sea wall from CP 3951 towards south in Kodungallur taluk
14	Construction of 3.9 mts height sea wall between BLS 61 and 65 at Punnappa
15	Construction of sea wall at CP 3964 for 2300 M towards south
16	Constructing sea wall - CP 3619 to 3623 at Veliyamcode beach
17	Constructing sea wall - CP 3629 to 3633
18	Construction of sea wall for a length of 2300 M towards south of CP 3964 in Kodungalloor Taluk
19	Construction of sea wall between BLS 47 to 51 at Punnappa
20	ASE Work - Construction of a sea wall for a length of 600 M from Ch. 28/950 KM to 29/550 KM at Cherankai Kadappuram in Kasaragod
21	Constructing a sea wall for a length of 1 KM towards north of Alingal sea wall at Ariyalloor Beach in Vallikkunnu Panchayath
22	Construction of a sea wall for a length of 1000M from Ch. 3/950 to 4/950 at Manjeswaram
23	Anti-sea erosion work - Constructing sea wall for a length of 2000M at Vadanappilly beach in continuation of 600M at Engandiyoor on the south side of Chettuvali Azhy from Ch. 32/540 to 34/540 - 2nd reach Ch. 500M to 1000M
24	ASE reformation-Reforming damaged seawall for a length of 895 m from CP 3598 to 3602 at Puthuponnani in Ponnani beach
25	11th FC - Reforming damaged sea wall for a length of 1 KM from CP 3614 to CP 3619 - Veliancode beach in Ponnani Taluk
26	Construction of sea wall for a length of 1.10 KM between CP 3316 to CP 3336 at Padinjarekara
27	Construction of sea wall near Ayiramthai, Cherthala App:A for a length of 250m between BLS 164 to 165
28	Reformation of damaged sea wall from Ch 47.00 to 47.854 in Alappad Panchayat
29	ASE Work-Construction of Sea Wall for a length of 1000M south of CP5762 at Perumathura
30	Construction of Sea wall Ch 48000 to 49500 KM at Perumpally North of Kayamkulam Pozhi
31	ASE work at Pallana Ch 67000 to 69080 KM
32	Other Schemes each costing Rs. one crore and less
	Total - 103
800	Other Expenditure
	Total - 02
	Total - Capital Outlay on Flood Control Projects
	Total - C(d) Capital Account of Irrigation and Flood Control

DURING AND TO THE END OF 2005-06 - *Contd.*

<i>Non-Plan</i>	<i>Expenditure during 2005-06</i>		<i>Expenditure to the end of 2005-06</i>
	<i>Plan</i>	<i>Total</i>	
	<i>(Rupees in thousand)</i>		
			13528
			12245
			10312
			13706
			10114
			20248
			13303
			19010
			8864
			12801
			16459
			20616
			10749
			18116
			13974
			6914
			8451
	2987	2987	9885
	578	578	13248
			5702
	17180	17180	20309
			16522
	20892	20892	20892
	8612	8612	8612
	7769	7769	1974143
	58018	58018	2386702
	279	279	60413
	71415	71415	2906273
	99424	99424	3819205
	2083742	2083742	33343254

STATEMENT
DETAILED STATEMENT OF CAPITAL EXPENDITURE
Nature of expenditure

EXPENDITURE HEADS (CAPITAL ACCOUNT)-*Contd.*

C. CAPITAL ACCOUNT OF ECONOMIC SERVICES - *Contd.*

(e) *Capital Account of Energy*

4802 CAPITAL OUTLAY ON PETROLEUM -

02 Refining and Marketing of Oil and Gas -

190 Investments in Public Sector and Other Undertakings -

Kochi Refineries Limited

Total - Capital Outlay on Petroleum

4810 CAPITAL OUTLAY ON NON-CONVENTIONAL SOURCES OF ENERGY -

600 Others

Total - Capital Outlay on Non-Conventional Sources of Energy

Total - C(e) Capital Account of Energy

(f) *Capital Account of Industry and Minerals*

4851 CAPITAL OUTLAY ON VILLAGE AND SMALL INDUSTRIES -

101 Industrial Estates

102 Small Scale Industries -

1 Industrial growth Centre and Infrastructure Development

2 Development Plots and New Industrial Estates

3 District Industries Centres - (State's share)

4 District Industries Centres - C.S.S.

5 Kerala Small Scale Industries Corporation Limited

6 Other Schemes each costing Rs. one crore and less

Total - 102

103 Handloom Industries - Distribution of Power looms

104 Handicraft Industries - Assistance to Apex Organisations in the Handicrafts Sector

106 Coir Industries - Schemes each costing Rs. one crore and less

109 Composite Village and Small Industries Co-operatives

190 Investments in Public Sector and Other Undertakings -

1 Kerala Small Industries Development Corporation Limited

2 Kerala State Handloom Development Corporation Limited

3 Handicrafts Development Corporation of Kerala Limited

4 Kerala State Bamboo Corporation Limited

5 Kerala State Coir Corporation Limited

6 Foam Mattings (India) Limited

7 Kerala Artisans' Development Corporation Limited

Total - 190

195 Investments in Industrial Co-operatives -

1 Kerala State Engineering Technicians (Workshop)

Industrial Co-operative Society Limited (ENCOS)

2 The Kerala State Handloom Weavers' Co-operative Society Limited

3 The Kerala State Co-operative Coir Marketing Federation

4 Coir Co-operative Societies

5 Coir Co-operative Societies - Establishment of processing units - share participation

6 Factory type and Cottage type Handloom Primary and Industrial Weavers

Co-operative Societies

(v) Decreased *pro forma* by Rs.7310 thousand being a portion of assistance given to Kerala Industrial Infrastructure Development Corporation

(w) Difference of Rs. One thousand is due to rounding.

(x) Decreased *pro forma* by Rs.7550 thousand *vide* foot notes(z) and (A) of this statement.

(y) Increased *pro forma* by Rs.25328 thousand consequent on rectification of misclassification in earlier years *vide* foot note (B) of this statement.

(z) Increased *pro forma* by Rs.4800 thousand consequent on rectification of misclassification in earlier years.

(A) Increased *pro forma* by Rs.2750 thousand consequent on rectification of misclassification in earlier years.

No. 13

DURING AND TO THE END OF 2005-06 - Contd.

<i>Non-Plan</i>	<i>Expenditure during 2005-06 Plan (Rupees in thousand)</i>	<i>Total</i>	<i>Expenditure to the end of 2005-06</i>
			70000
			70000
			8749
			8749
			78749
	14991	14991	854955
			22143
	12082	12082	194232 (v)
			32890
			6261
	5000	5000	24851
			26262
	17082	17082	306639
			433 (w)
	12000	12000	28555 (x)
			52492
	18375	18375	37422
			181602
			132606 (y)
			19352
			65938 (z)
			80455
			51523
			22042 (A)
			553518
			5641
			15282
			48500
			127782
			34299
			185779
treated as grant.			

STATEMENT
DETAILED STATEMENT OF CAPITAL EXPENDITURE
Nature of expenditure

EXPENDITURE HEADS (CAPITAL ACCOUNT)-*Contd.*

C. CAPITAL ACCOUNT OF ECONOMIC SERVICES - *Contd.*

(f) *Capital Account of Industry and Minerals - Contd.*

4851 CAPITAL OUTLAY ON VILLAGE AND SMALL INDUSTRIES -*Concl'd.*

- 7 Factory type and Cottage type Handloom Primary and Industrial Weavers Co-operative Societies - Investments -SCP for SC's (50% CSS)
- 8 Industrial Growth Centres - Construction of work shed for Scheduled Castes entrepreneurs
- 9 Handloom Apex Society
- 10 Share participation in Primary and Central Vanitha Societies
- 11 Harijan Development Programme (DPP)
- 12 Tribal Sub Plan (DPP)
- 13 Share participation in Industrial Co-operative Societies
- 14 Share contribution to Kerala State Co-operative Textile Federation Limited
- 15 Handloom Primary and Industrial Weavers Co-operative Societies-Investment Plan (CSS)
- 16 Share participation by Government to new power loom co-operatives
- 17 Co-operatives promoted by Entrepreneurs in Mini Industrial Estates
- 18 Kerala State Cashew Workers Apex Industrial Co-operative Society (CAPEX)
- 19 Share capital contribution to Coirfed for Marketing Development Programme
- 20 Construction of Work shed/Godown/Processing Centre Showroom of Apex and Primary Weavers Co-operative Societies - 75% NCDC
- 21 Construction of Godown for COIRFED Coir products manufacturing societies and primary coir co-operative societies (100% NCDC)
- 22 Other Investments each costing Rs.one crore and less

Total - 195

200 Other Village Industries

800 Other expenditure

Total - Capital Outlay on Village and Small Industries

4853 CAPITAL OUTLAY ON NON-FERROUS MINING AND METALLURGICAL INDUSTRIES-

01 Mineral Exploration and Development -

- 190 Investments in Public Sector and Other Undertakings - Kerala State Mineral Development Corporation Limited

02 Non-ferrous Metals -

- 190 Investments in Public Sector and Other Undertakings - Other Investments each costing Rs.one crore and less

60 Other Mining and Metallurgical Industries -

- 190 Investments in Public Sector and Other Undertakings - Kerala Minerals and Metals Limited

Total - Capital Outlay on Non-ferrous Mining and Metallurgical Industries

4854 CAPITAL OUTLAY ON CEMENT AND NON-METALLIC MINERAL INDUSTRIES

01 Cement -

- 190 Investments in Public Sector and Other Undertakings -

- 1 Malabar Cements Limited
- 2 The Travancore Cements Limited

Total- 190

(B) Decreased *pro forma* by Rs.25328 thousand *vide* foot note (y) of this statement.

(C) Progressive minus expenditure is due to receipts and recoveries on capital account being more than the expenditure.

DURING AND TO THE END OF 2005-06 - Contd.

<i>Non-Plan</i>	<i>Expenditure during 2005-06 Plan (Rupees in thousand)</i>	<i>Total</i>	<i>Expenditure to the end of 2005-06</i>
			28536
			18316
			101187 (B)
			26631
			25743
			4997
			75484
			5000
			8871
			21053
			6508
			37440
			88838
			15195
			16187
			77403
			974672
			27772
			-47 (C)
	62448	62448	2836411
			12566
			2005
			309327
			323898
			260088
			2736
			262824

STATEMENT
DETAILED STATEMENT OF CAPITAL EXPENDITURE
Nature of expenditure

EXPENDITURE HEADS (CAPITAL ACCOUNT)-*Contd.*

C. CAPITAL ACCOUNT OF ECONOMIC SERVICES - *Contd.*

(f) Capital Account of Industry and Minerals - *Contd.*

4854 CAPITAL OUTLAY ON CEMENT AND NON-METALLIC MINERAL INDUSTRIES - *Concl'd.*

01 Cement -*Concl'd.*

800 Other expenditure

Total - Capital Outlay on Cement and Non-Metallic Industries

4855 CAPITAL OUTLAY ON FERTILISER INDUSTRIES -

190 Investments in Public Sector and Other Undertakings -

The Fertilizers and Chemicals Travancore Limited

Total - Capital Outlay on Fertiliser Industries

4857 CAPITAL OUTLAY ON CHEMICALS AND PHARMACEUTICAL INDUSTRIES-

01 Chemical and Pesticides Industries -

190 Investments in Public Sector and Other Undertakings -

1 Travancore Titanium Products Limited

2 The Travancore - Cochin Chemicals Limited

3 Other Investments each costing Rs.one crore and less

Total- 190

Total - 01

02 Drugs and Pharmaceutical Industries -

190 Investments in Public Sector and Other Undertakings -

Kerala State Drugs and Pharmaceuticals Limited

800 Other expenditure

Total - 02

Total - Capital Outlay on Chemicals and Pharmaceutical Industries

4858 CAPITAL OUTLAY ON ENGINEERING INDUSTRIES -

01 Electrical Engineering Industries -

190 Investments in Public Sector and Other Undertakings -

1 Traco Cable Company Limited

2 United Electrical Industries Limited

3 Transformers and Electricals Kerala Limited

4 Kerala Electrical and Allied Engineering Company Limited

5 Metropolitan Engineering Company Limited

6 Other Investments each costing Rs.one crore and less

Total- 190

Total - 01

02 Other Industrial Machinery Industries -

190 Investments in Public Sector and Other Undertakings -

1 Scooters Kerala Limited

2 Kerala Automobiles Limited

3 Metal Industries Limited

4 Other Investments each costing Rs.one crore and less

Total- 190

Total - 02

DURING AND TO THE END OF 2005-06 - Contd.

<i>Non-Plan</i>	<i>Expenditure during 2005-06 Plan (Rupees in thousand)</i>	<i>Total</i>	<i>Expenditure to the end of 2005-06</i>
			25
			262849
			21750
			21750
			14306
			169119
			14790
			188215
			188215
			18000
			3
			18003
			206218
			128205
			38792
			111965
			445805 (D)
			25232
			4808
			754807
			754807
			22035
			34666
			4676
			318
			61695
			61695

STATEMENT
DETAILED STATEMENT OF CAPITAL EXPENDITURE
Nature of expenditure

EXPENDITURE HEADS (CAPITAL ACCOUNT)-*Contd.*

C. CAPITAL ACCOUNT OF ECONOMIC SERVICES - *Contd.*

(f) *Capital Account of Industry and Minerals-Contd.*

4858 CAPITAL OUTLAY ON ENGINEERING INDUSTRIES -*Concl.*

60 Other Engineering Industries

190 Investments in Public Sector and Other Undertakings -

- 1 Chalakudy Refractories Limited
- 2 Kerala Special Refractories Limited
- 3 Kerala Agro-Industries Corporation Limited
- 4 Steel Industrials Kerala Limited
- 5 Kerala Premo Pipe Factory Limited
- 6 Kerala Hitech Industries Limited
- 7 Steel Complex Limited
- 8 Autokast Limited

Other Investments each costing Rs. one crore and less

Total- 190

800 Other expenditure

Schemes each costing Rs. one crore and less

Total - 60

Total - Capital Outlay on Engineering Industries

4859 CAPITAL OUTLAY ON TELECOMMUNICATION AND ELECTRONIC INDUSTRIES-

02 Electronics -

190 Investments in Public Sector and Other Undertakings -

Kerala State Electronics Development Corporation Limited

Total- 190

800 Other expenditure

Total - Capital Outlay on Telecommunication and Electronic Industries

4860 CAPITAL OUTLAY ON CONSUMER INDUSTRIES -

01 TEXTILES -

190 Investments in Public Sector and Other Undertakings -

- 1 Sitaram Textiles Limited
 - 2 Kerala State Textile Corporation Limited
 - 3 Trivandrum Spinning Mills Limited
 - 4 Kunnathara Textiles
 - 5 Travancore Rayons Limited
 - 6 Other Investments each costing Rs. one crore and less
- Total-190

195 Investments in Co-operative Spinning Mills -

- 1 New Co-operative Spinning Mills, Kollam
- 2 New Co-operative Spinning Mills, Malappuram
- 3 Co-operative Spinning Mills Limited, Kannur

No. 13

DURING AND TO THE END OF 2005-06 - Contd.

<i>Non-Plan</i>	<i>Expenditure during 2005-06 Plan (Rupees in thousand)</i>	<i>Total</i>	<i>Expenditure to the end of 2005-06</i>
			34651
			29123
			30455
			279217
			13091
			205600
			30000
			10000
			863
			633000
			548
			633548
			1450050
			881570
			881570
	230000	230000	530829
	230000	230000	1412399
			59400
			178819
			77278
			17130
			16463
			4176
			353266
			29956
			118084
			45904

STATEMENT
DETAILED STATEMENT OF CAPITAL EXPENDITURE
Nature of expenditure

EXPENDITURE HEADS (CAPITAL ACCOUNT)-*Contd.*

C. CAPITAL ACCOUNT OF ECONOMIC SERVICES - *Contd.*

(f) *Capital Account of Industry and Minerals-Contd.*

4860 CAPITAL OUTLAY ON CONSUMER INDUSTRIES -*Concl.*

01 TEXTILES -*Concl.*

195 Investments in Co-operative Spinning Mills -*Concl.*

4 Co-operative Spinning Mills Limited, Thrissur

5 Co-operative Spinning Mills Limited, Kottayam

6 Co-operative Spinning Mills Limited, Alappuzha

Total-195

800 Other expenditure

Total - 01

04 Sugar -

190 Investments in Public Sector and Other Undertakings -

The Travancore Sugars and Chemicals Limited

195 Investments in Co-operative Sugar Mills

Total - 04

05 Paper and Newsprint -

190 Investments in Public Sector and Other Undertakings -

Punalur Paper Mills Limited

Total - 05

60 Others -

101 Edible Oils -

Schemes each costing Rs. one crore and less

190 Investments in Public Sector and Other Undertakings -

1 Kerala Soaps and Oils Limited

2 Trivandrum Rubber Works Limited

3 Premier Tyres Limited

4 Appollo Tyres Limited

5 Kerala State Cashew Development Corporation Limited

6 Kerala Ceramics Limited

7 Kerala Clays and Ceramic Products Limited

8 Other Investments each costing Rs. one crore and less

Total - 190

212 Soap -

Schemes each costing Rs. one crore and less

800 Other expenditure

Total - 60

Total - Capital Outlay on Consumer Industries

4875 CAPITAL OUTLAY ON OTHER INDUSTRIES -

60 Other Industries -

004 Research and Development

190 Investments in Public Sector and Other Undertakings -

Kerala Industrial and Technical Consultancy Organisation Limited

Total - Capital Outlay on Other Industries

(E) Progressive minus expenditure is due to receipts and recoveries on Capital Account being more than expenditure.

No. 13

DURING AND TO THE END OF 2005-06 - Contd.

Non-Plan	Expenditure during 2005-06 Plan (Rupees in thousand)	Total	Expenditure to the end of 2005-06
			109240
			20000
			71146
			394330
			1935
			749531
			3199
			6166
			9365
			1327
			1327
			-1690 (E)
			29959
			27496
			6000
			5000
			488702
			52365
			13182
			11813
			634517
			-204 (E)
			2666
			635289
			1395512
			100
			66
			166

STATEMENT
DETAILED STATEMENT OF CAPITAL EXPENDITURE
Nature of expenditure

EXPENDITURE HEADS (CAPITAL ACCOUNT)-*Contd.*

C. CAPITAL ACCOUNT OF ECONOMIC SERVICES - *Contd.*

(f) Capital Account of Industry and Minerals-Concl'd.

4885 OTHER CAPITAL OUTLAY ON INDUSTRIES AND MINERALS -

01 Investments in Industrial Financial Institutions -

190 Investments in Public Sector and Other Undertakings -

1 Kerala State Industrial Development Corporation Limited

2 Kerala State Industrial Enterprises Limited

3 Kerala Financial Corporation

Total - 190

Total - 01

60 Others -

190 Investments in Public Sector and Other Undertakings -

Kerala Industrial Infrastructure Development Corporation

800 Other expenditure -

1 Acquisition of land to be leased out to Industrial Concerns

2 Development Areas

3 Development of Infrastructure in No-industry districts

4 Industrial Rehabilitation Scheme

Total - 800

Total - 60

Total - Other Capital Outlay on Industries and Minerals

Total - C (f) Capital Account of Industry and Minerals

(g) Capital Account of Transport-

5051 CAPITAL OUTLAY ON PORTS AND LIGHTHOUSES -

02 Minor Ports -

200 Other Small Ports

1 Development of Beypore Cargo Harbour

2 Capital Dredging at Minor Ports-Ports Department (State Sector)

3 Azheekal Port (MGP)

4 Other Schemes

Total-200

Total - 02

80 General -

190 Investments in Public Sector and Other Undertakings -

Kerala State Maritime Development Corporation

800 Other expenditure

Total - 80

Total - Capital Outlay on Ports and Lighthouses

5052 CAPITAL OUTLAY ON SHIPPING -

80 General -

190 Investments in Public Sector and Other Undertakings -

Kerala Shipping and Inland Navigation Corporation Limited

Total - Capital Outlay on Shipping

(F) Decreased *pro forma* by Rs.60324 thousand consequent on transfer of investment from Kerala State Industrial Enterprises Limited as per Government

(G) Decreased *pro forma* by Rs.882400 thousand being the assistance given to Kerala Industrial Infrastructure Development Corporation Limited

No. 13

DURING AND TO THE END OF 2005-06 - Contd.

<i>Non-Plan</i>	<i>Expenditure during 2005-06 Plan (Rupees in thousand)</i>	<i>Total</i>	<i>Expenditure to the end of 2005-06</i>
			2947435
			351764 (F)
	20000	20000	1439891
	20000	20000	4739090
	20000	20000	4739090
			(G)
			63091
			8192
			7500
			5000
			83783
			83783
	20000	20000	4822873
	312448	312448	12732126
			484206
	3991	3991	16490
	10958	10958	21952
	14342	14342	41289
	318	318	507
	29609	29609	80238
	29609	29609	564444
			88571
	95970	95970	313167
	95970	95970	401738
	125579	125579	966182
			142023
			142023

decision, *vide* foot note (D) of this statement.

treated as grant (Rs.216827 thousand) and loan (Rs.665573 thousand).

STATEMENT
DETAILED STATEMENT OF CAPITAL EXPENDITURE
Nature of expenditure

EXPENDITURE HEADS (CAPITAL ACCOUNT)-*Contd.*

C. CAPITAL ACCOUNT OF ECONOMIC SERVICES - *Contd.*

(g)Capital Account of Transport-*Contd.*

5053 CAPITAL OUTLAY ON CIVIL AVIATION -

02 Airports -

190 Investments in Public Sector and Other Undertakings -

- 1 Cochin International Airport Limited
- 2 Development of Infrastructure Facilities to Kannur Airport
- 3 Thiruvananthapuram Airport Development Society

Total - 190

Total - Capital Outlay on Civil Aviation

5054 CAPITAL OUTLAY ON ROADS AND BRIDGES -

01 National Highways -

- 101 Permanent Bridges
- 052 Machinery and Equipment
- 800 Other expenditure
- 337 Road Works

Construction of Bye-lanes in selected towns

Total - 01

03 State Highways -

052 Machinery and Equipment

101 Bridges -

- 1 Construction of Bridge at Muttar, Pallathuruthy in Alappuzha Changanassery Road
- 2 Constructing a new Ranny bridge at Ranny in place of collapsed bridge across Pamba river at KM 52/400 of P.M.Road
- 3 Construction of Eranhikkal bridge
- 4 Reconstruction of Enath Bridge in MC Road
- 5 Amaravila Bridge
- 6 Reconstruction of Nellippuzha Bridge at KM 101/100 of Kozhikode-Palakkad route
- 7 Construction of Chalikkadavu bridge across Muvattupuzha river
- 8 Construction of Panampuzhakadavu bridge across Kadalundi River and Thirurangadi Kondottil Road
- 9 Reconstruction of old bridge at Pazhavangadi Angadi bypass road at Ranny (Valiathodu Bridge)
- 10 Improvements to Mattannur Kodalipuram Kolappa Road KM 0/00 to 8/160
- 11 Other Schemes each costing Rs. one crore and less

Total - 101

337 Road Works -

- 1 Kottayam - Kumili Road - KM 57/0 to 110/0
- 2 Construction of road linking Ernakulam and Newsprint Project site - via Talappara Junction at Mulanthuruthy
- 3 Construction of link road between Mile 400/0 in MC Road and Mile 3/0 in CC Road in Kozhikode Corporation
- 4 Improvements to Ambalapuzha Thiruvalla road from Neerettupuram to Podiyadi road
- 5 Formation of Bye-pass road to Calicut-Palakkad road - KM 0/0-3-750
- 6 Improvements to Kanchikode Malampuzha Muttikkulangara road
- 7 Improvements to Palakkad (57/20) Pollachi road KM 5/0 - 17/00

(H) Increased by Rs.4273 thousand *vide* foot note (J) of this statement.

(I) Decreased by Rs.5166 thousand *vide* foot note (J) of this statement.

(J) Increased by Rs.893 thousand *vide* foot notes (H) and (I) of this statement.

No. 13

DURING AND TO THE END OF 2005-06 - Contd.

<i>Non-Plan</i>	<i>Expenditure during 2005-06 Plan (Rupees in thousand)</i>	<i>Total</i>	<i>Expenditure to the end of 2005-06</i>
			508400
	25000	25000	70967
			350000
	25000	25000	929367
	25000	25000	929367
			52013
			5073
	1944	1944	3581
	16093	16093	91863
	18037	18037	152530
			188514
			29122
			39786
			13914 (H)
			39633
			59863
			11835
			(I)
	12744	12744	59689
	1195	1195	6806
	1914	1914	1914
	1695	1695	347607 (J)
	17548	17548	610169
			37666
			15992
			52570
			13122
	2573	2573	34030
	1562	1562	24104
	616	616	29102

STATEMENT
DETAILED STATEMENT OF CAPITAL EXPENDITURE
Nature of expenditure

EXPENDITURE HEADS (CAPITAL ACCOUNT)-*Contd.*

C. CAPITAL ACCOUNT OF ECONOMIC SERVICES - *Contd.*

(g) *Capital Account of Transport-Contd.*

5054 CAPITAL OUTLAY ON ROADS AND BRIDGES -*Contd.*

03 State Highways - *Concl.*

337 Road Works -*Concl.*

- 8 Improvements to Palakkad (57/21) Thathamangalam Pollachi road KM 2/900 - 10/00
 - 9 Widening Kesavadasapuram to PMG Junction - 3rd reach
 - 10 Construction of Kothamangalam Bypass
 - 11 Alapuzha-Madura SH-Improvement to Kozhipilly Vazhithala Road - 1st reach
 - 12 Improvements to road leading to Kumarakom Tourist Complex from Kottayam town
 - 13 Improvements to Ettumanoor-Vechoor road Ch.0/00 to 9/920 KM
 - 14 Improvements to Angadipuram-Pariyapuram Cherukara Road (Trfd from 04-800)
 - 15 Muvattupuzha Theni SH Way West Kodikulam Pariyaram Kottakkavala road KM0/00 to 10/00
 - 16 Muvattupuzha Theni SH Way West Kodikulam Pariyaram Kottakkavala road KM 10/00 to 12/680
 - 17 Improvements to Rajakkad Chakkulathimedu road KM 0/00 to 2/400
 - 18 Ernakulam Thekkady SH - Improvements to portion from Manacad to Karikode and construction of Irrukumpuzha bridge
 - 19 Muvattupuzha Theni SH portion from Kattappana to Uppukandam
 - 20 Alappuzha-Madura SH - Improvements to Periyar to Paracity KM 0/00 to 0/800
 - 21 Alappuzha-Madura SH - Improvements to Paracity to Murikkassery KM 23/190 to 27/140
 - 22 Alappuzha-Madura SH - Improvements to Paracity to Murikkassery KM 0/800 to 3/095
 - 23 Kumarakom Cumbam SH Prakash Udayagiri Kochukamakshi road KM 0/00 to 2/00
 - 24 Kumarakom Cumbam SH Prakash Udayagiri Kochukamakshi road KM 3/500 to 5/660
 - 25 Kumarakom Cumbam SH Improvements to Pathinaramkandam Thopramkudy road KM 0/00 to 2/500
 - 26 Kumarakom Cumbam SH Improvements to Pathinaramkandam Thopramkudy road KM 7/500 to 9/770
 - 27 Kumarakom Cumbam SH Improvements to Pathinaramkandam Thopramkudy road KM 2/500 to 7/500
 - 28 Muvattupuzha Theni SH Way - Improvements to Santhigiri Erattayurroad portion from KM 0/00 to 1/900
 - 29 Sabarimala Kodaikanal SH Improvements to Mariyil Kalungu Chungam Kothaikunnu LF College Pappootty Hall - Vengallur Road
 - 30 Improvements to Thottappara Ambazhachal Road
 - 31 Wagamon Kuvalettom road 1st reach Pasuppara Estate Kuvalettom road KM 8/700 to 12/00
 - 32 Improvements to Kochukamakshy Chemkappara Vettkkamattom road KM 0/00 to 4/660
 - 33 Improvements to Puliyanmala Cumbumettu road 1st reach 7/500 to 12/260
 - 34 Ernakulam Thekkady SH - Improvements to Marykulam Pullumedu Anavilasom road KM 0/00 to 7/00
 - 35 Alappuzha Madurai SH- Improvements to the portion from Murikkassery to Melechinnar KM 12/500
 - 36 Widening of Ettumanoor-Poonjar Road 16/600-17/800
 - 37 Improvements to Palakkad-Pollachi Road Km 17/00 to 29/992
 - 38 Improvements to Cherthala Arookkutty Road
 - 39 Alapuzha Madhura SH improvements to Chelachuva Periyar Road Km 17/3 to 20/095
 - 40 Alapuzha Madhura SH improvements to Murikkassery to Melechinnar 1st reach
 - 41 Alapuzha Madhura SH improvements to Murikkassery to Melechinnar 2nd reach
 - 42 Wagamon Kuvalettom 3rd reach from Wagamon to Parakkettu Road
 - 43 Other Schemes each costing Rs. one crore and less
- Total - 337
Total - 03

(K) Increased by Rs.30033 thousand *vide* (L) of this statement.

(L) Decreased by Rs.30033 thousand *vide* foot note (K) of this statement.

<i>Non-Plan</i>	<i>Expenditure during 2005-06 Plan (Rupees in thousand)</i>	<i>Total</i>	<i>Expenditure to the end of 2005-06</i>
	6450	6450	12048
			112
			21457
			6054
	8159	8159	19311
	6173	6173	10285
			26480
	7624	7624	17133
			12085
			2686
			6281
			2428
	1966	1966	9564
			16455
			7101
			6256
			1994
	1376	1376	8137
	6292	6292	16426
			5205
			9417
			1464
			2749
	8158	8158	14528
			17810
			2284
			15881
	5045	5045	35381 (K)
	4182	4182	4182
	14808	14808	14808
	7691	7691	7691
	6829	6829	6829
	4631	4631	4631
	5789	5789	5789
	1648	1648	1648
	94798	94798	1644746 (L)
	196370	196370	2203922
	213918	213918	3002605

STATEMENT
DETAILED STATEMENT OF CAPITAL EXPENDITURE
Nature of expenditure

EXPENDITURE HEADS (CAPITAL ACCOUNT)-*Contd.*

C. CAPITAL ACCOUNT OF ECONOMIC SERVICES - *Contd.*

(g)Capital Account of Transport-*Contd.*

5054 CAPITAL OUTLAY ON ROADS AND BRIDGES -*Contd.*

04 District and Other Roads -

800 Other expenditure -

- 1 Improvements to Mananthavadi - Kaithakal Road
- 2 Construction of three bridges at Kidangara, Nedumudy and Pallathuruthy
- 3 Adhikarathodi - Kuttalloor Road via Nettuparambu
- 4 Thoothavettathur Road
- 5 Thorathannal Vadakkumuri Odakayam Road
- 6 Panamaram - Nervarankoodal Payampally Kantikulam Road
- 7 Taking over Ulikal Thochikkad Chavathachal Payyavoor Road and Construction of a bridge at Thiyyarkadavu
- 8 Construction of approach road to Cochin Export Processing Zone, Kochi
- 9 Improvements to Kottiyoor Boys School to Town Road
- 10 Construction of Parappanpoil Punnasseri Road
- 11 Construction of Kulappurakadavu Bridge across Meenachil river
- 12 Construction of Kuttipara - Elankur - Cherukode Road
- 13 Construction of Bye-pass Road in Manjeri Municipality
- 14 Improvements to Thachengode - Koorad - Kallammoola Road and Construction of Varampankallu Bridge
- 15 Improvements to Chapparapadavu - Kuttoor Road
- 16 Construction of a bridge at Panayilkadavu
- 17 Construction of Cherupuzha bridge across Kuttiyadi river
- 18 Construction of Gulikapuzha bridge on Quilandy Taluk in Kozhikode District
- 19 Construction of Attakundukadavu bridge to connect Thurayur and Maniyur
- 20 Construction of Myladi bridge
- 21 Construction of Tippu Sultan road connecting Kongad and Mannarkad
- 22 Improvements to Palakkad - Malampuzha 100' road
- 23 Construction of Chittarpuzha bridge near Traco Cable Company in Irimpanam-Kalamassery road
- 24 Widening of Ettumanoor - Poonjar road
- 25 Reconstruction of Maruthumkuzhy bridge
- 26 Pazhassi Irrigation Project - Construction of an Aqueduct-cum-bridge at Parassinikadavu (share cost of road wing)
- 27 Construction of a bridge across Anacharakkandi river at Meenaperiya road
- 28 Improvements to Kanakamala - Ananthapuram- Madayikonam- Irinjalakuda road
- 29 Construction of Kurungottukadavu bridge at Koduvally REC - Kattangal Road
- 30 Reconstruction of Onakkoor Bridge
- 31 Improvements to Kavinmunambu Mullol Vellikad 7th mile Trichambaram Muyyam Bavuparamba Kolmotha road
- 32 Construction of a bridge at Mithrapuzha in Pamba River
- 33 To solve traffic problem in Ernakulam City
- 34 Sabarimala festival - Improvements to Mannarakulanji - Plapally road KM 0/0 to 31/800
- 35 Sabarimala festival - Improvements to Plapally Chalakkayam road KM 0/0 to 21/500
- 36 Improvements to Chennaiodu Oottupara road

DURING AND TO THE END OF 2005-06 - Contd.

<i>Non-Plan</i>	<i>Expenditure during 2005-06 Plan</i>	<i>Total</i>	<i>Expenditure to the end of 2005-06</i>
<i>(Rupees in thousand)</i>			
			24980 (M)
			20783
			10364
			13978
			11634
			13229
			12234
			14821
	1	1	15980
			6624
			11810
			11116
			15844
			13088
			11951
			39301
			10529
			13020
			20388
			17109
			21497
			13494
			55923
			11826
			8717
			60011
			10275
			10022
			13963
			9591
			8916
			15604
			13208
			42287
			50413
			9876

STATEMENT
DETAILED STATEMENT OF CAPITAL EXPENDITURE
Nature of expenditure

EXPENDITURE HEADS (CAPITAL ACCOUNT)-*Contd.*

C. CAPITAL ACCOUNT OF ECONOMIC SERVICES - *Contd.*

(g) *Capital Account of Transport-Contd.*

5054 CAPITAL OUTLAY ON ROADS AND BRIDGES -*Contd.*

04 District and Other Roads - *Contd.*

800 Other Expenditure - *Contd.*

- 37 Construction of Kalpetta Bypass
- 38 Construction of Vadasserikara Chittar road
- 39 Construction of Edavannakadavu bridge to connect Moorkanad and Edavannakadavu
- 40 Improvements to Mankavu Kanniparamba road
- 41 Construction of Balussery - Karampoil Vayalida Thalayad road
- 42 Reconstruction of bridge at KM 17 in Vazhakulam Kothamangalam road
- 43 Construction of Thathampilly bridge connecting Thathampilly and Karingathuruthu
- 44 Construction of Anchal Vazhikulangara road
- 45 Construction of Kadalundikadavu bridge
- 46 Construction of Nelladikadavu bridge
- 47 Construction of Amarambalam bridge across Kathirapuzha in Vaniambalam
Amarambalam Pokottupadam road
- 48 Construction of Thachapilly bridge
- 49 Construction of a bridge across Muvattupuzha river connecting Piravom and
Peruvamuzhy road to Kothamangalam
- 50 Construction of Erappupalam bridge linking Pattom Thanu Pillai road and
Attingal Chirayankil road
- 51 Reconstruction of a bridge at Palode in T.S. road
- 52 Construction of a bridge at Neyyar in Vattavila Pirayamoodu road
- 53 Improvements to various roads leading to Sabarimala
- 54 Improvements to Chapparapadavu Theerthally road via Chirakappady
Vimalassery KM 1/400 to 12/150
- 55 Improvements to Chandaparamba Nellikutty Areekamala Vellad Kuruvanchal road
- 56 Construction of Edavazhikkadavu bridge
- 57 Construction of Kondotty - Tirurangadi deviation road (Karipur Airport Development)
- 58 Construction of Udarampoyil Maliyakkal Manjapetty road
- 59 Construction of Puliyattummal Poolayapura road
- 60 Construction of Kunniyilkadavu bridge
- 61 Construction of Anjilichuvadu Ambalampady road
- 62 Improvements to Alacode Kaapimada road
- 63 Construction of a bridge at Thiyyarkadavu
- 64 Improvements to Perlayethadka road KM - 0/0 to 5/800
- 65 Construction of Vasupuram Nooluvally road and bridge construction
- 66 Construction of Eranchikkal bridge at Ulleri Puthiyangadi road
- 67 Construction of Kothiallikandi bridge across Kallai river
- 68 Improvements to Vallithode Moonankutty Kiliyanthara Chaval Pullamparathattu road
- 69 Construction of Peruvannamoozhy - Poozhithodu - Padinjarathara
road - 0/0 - 27/225
- 70 Two road scheme - Thrissur Constituency - Improvements to Seminary -
Chothuppara road
- 71 Construction of Cheriyamkolli bridge at KM 9/100 of Chennalode
Mundakutty Kellur road

DURING AND TO THE END OF 2005-06 - Contd.

<i>Non-Plan</i>	<i>Expenditure during 2005-06 Plan (Rupees in thousand)</i>	<i>Total</i>	<i>Expenditure to the end of 2005-06</i>
			10720
			12165
			17781
			13462
	11339	11339	23458
			11300
			11761
			7823
	24981	24981	145726
			34798
			10724
			35428
			..
			7309
			..
			..
			42792
			25486
			25714
			19477
			15004
			8353
			9826
	36775	36775	66865
			14754
			12341
			5096
			5944
			11109
			9719
	24664	24664	65553
			21704
			28164
			11068
			9885

**STATEMENT
DETAILED STATEMENT OF CAPITAL EXPENDITURE**

Nature of expenditure

EXPENDITURE HEADS (CAPITAL ACCOUNT)-*Contd.*

C. CAPITAL ACCOUNT OF ECONOMIC SERVICES - *Contd.*

(g)Capital Account of Transport-*Contd.*

5054 CAPITAL OUTLAY ON ROADS AND BRIDGES -*Contd.*

04 District and Other Roads -*Contd.*

800 Other Expenditure -*Contd.*

- 72 Improvements to Narikundu Thomattuchal road - KM 2/900 to 9/900
- 73 Improvements to Muttal Meppadi road - KM 3/600 to 15/300
- 74 Construction of Chalipuzha bridge
- 75 Construction of Thambalamanna bridge
- 76 Construction of a bridge at Pennar in Kumarakom Vechoor road
- 77 Construction of Kallara Vechoor road
- 78 Thiruvanchoor - Chengalam - Ayarkunnam road
- 79 Construction of Thrikkannapuram bridge
- 80 Construction of Kothi-Pallikandi bridge
- 81 Construction of Thoombathodu bridge connecting Purayarthuruthu
- 82 Construction of Parakkadavu Bridge
- 83 Construction of Patala Bridge
- 84 Construction of Eranhipuzha Bridge
- 85 Construction of Bridge at Pulikkakadavu across Canoli Canal at Pulikkakadavu Ferry
- 86 Reconstruction of Pynkulam Bridge at KM 3/225 of Cheruthuruthy Killimangalam Road
- 87 Construction of Poovathukadavu Bridge at approach in Thrissur District
- 88 Construction of Bridge at Njarakkal Kadavu across Chalakudy River
- 89 Improvements to Vengerimadam-Nechooli-Palakkadi-Erimala-Nairkuzhy Road
- 90 Improvements to Augustiumuzhy Bridge
- 91 Improvements to Vencheripuzha Bridge
- 92 Improvements to Odumbrakadavu Bridge
- 93 Construction of Panayakadavu Cheriya Pallam Thuruth Bridge
- 94 Construction of Manjali Bridge
- 95 Construction of 3 Minor Bridges on Varapedika-Mangalapuram Road
- 96 Improvements to Padiyothuchal Cherupara Timily Road - KM. 11/00 to 14/210
- 97 Construction of Nayikkali Bridge across Mannur Thodu on Road connecting Irikkur Bridge to Maruthai Bridge
- 98 Construction of 4 Minor Bridges on Edoor Keethukappara Kaikkottakari Indukari Angadikadavu Vaniampara Raidankadavu Road
- 99 Construction of Munderikadavu Bridge
- 100 Construction of Ezhimala Top Road
- 101 Improvements to Malampuzha Anakkal Road - KM. 7/0 to 13/605
- 102 Improvements to Menonpara Chullimada Road - KM. 4/600 to 5/910 including Bridge at 5/600
- 103 Improvements to Muttikkulangara - Kamba - Kinavallur Road - KM. 0/0 to 2/550
- 104 Reconstruction of Herbert Bridge on Nattukal Nedemprum Road
- 105 Construction of Mayannur causeway across Bharathapuzha
- 106 Construction of Yakkara Bridge at KM. 208/600 of old NH
- 107 Construction of Kalokavil Bridge on Bharathapuzha near Koyalmannam Meenkara Road

(N) Decreased by Rs.8831 thousand *vide* foot note (gg) of this statement.

(O) Decreased by Rs.520 thousand *vide* foot note (gg) of this statement.

(P) Decreased by Rs.66 thousand *vide* foot note (gg) of this statement.

Non-Plan	Expenditure during 2005-06 Plan (Rupees in thousand)	Total	Expenditure to the end of 2005-06
	1042	1042	8747
			9234
	32922	32922	42122
			15913
			1718 (N)
			3460 (O)
			..
			8892
			36161
			14469
			3700
			9758
			12322
	592	592	111425
			11433
			27984
			13015
			8500
	1	1	21501
			9584
	1259	1259	18504
			14603
			84403
	2900	2900	12972
			7436
			5699 (P)
	9455	9455	23925
			21975
	256	256	8047
			45846
			15335
			11164
	23	23	10717
	18550	18550	84182
	1010	1010	18222
			50034

STATEMENT
DETAILED STATEMENT OF CAPITAL EXPENDITURE
Nature of expenditure

EXPENDITURE HEADS (CAPITAL ACCOUNT)-*Contd.*

C. CAPITAL ACCOUNT OF ECONOMIC SERVICES - *Contd.*

(g) Capital Account of Transport-*Contd.*

5054 CAPITAL OUTLAY ON ROADS AND BRIDGES - *Contd.*

04 District and Other Roads - *Contd.*

800 Other Expenditure - *Contd.*

- 108 Improvements to Kavalam Krishnapuram Road - KM. 0/0 to 3/500
- 109 Improvements to Padippurakkal Kshethram Kandanakari Thayankari Edathua Road - KM.0/540 to 1/270
- 110 Construction of Thanipadom Munduruthy bridge
- 111 Construction of a bridge across Muvattupuzha river connecting Piravom Peruvannamoozhy road and Kothamangalam Thripunithura road
- 112 Construction of Chelakkadavu bridge across Kaliyar river
- 113 Construction of Arakuzhamoozhi bridge across Thodupuzha river
- 114 Reconstruction of Koomanthodu bridge at KM 8/200 of Thrithala Kumidi road
- 115 Improvements to Ulikkal Anabi Kolihattu Peratta road - KM 6/00 to 11/00
- 116 Improvements to Ammanapara Pacheni Thiruvattoor Therendy
- 117 Improvements to Peratta Mattini Kuttiyadumkunnu Road
- 118 Improvements to Ramankary-Edathuva road from KM 3/395 to 4/195
- 119 Improvements to Karthikapuram Thalipara Thabore Thirumeni road KM 8/00 to 13/00
- 120 Improvements to Padiyotuchal Odamuttu road - KM 0/0 to 7/580
- 121 Construction of Kannaram bridge at KM 27/240 of TB road
- 122 Construction of Enappukadavu bridge on Kolothumala Kallayi road
- 123 Construction of Kalikayam bridge in Kanichar Panchayat
- 124 Reconstruction of Muttakkavu bridge at Ayoor road
- 125 Construction of a bridge at Tanni
- 126 Construction of Njankadathykadavu bridge across Kallada river
- 127 Construction of bridge at Ankkannoor Anathupuzha in Ittikara river
- 128 Construction of Tholicodu bridge
- 129 Construction of Malummelkadavu bridge
- 130 Improvements to the road from 113/07 Idiyakkadavu Idachal
- 131 Improvements to Koorachundu Narinada Chakkittapara road - KM 0/0 to 7/00
- 132 Improvements to Chathangottunada-Mittathupilavu-Pasukkadavu road
- 133 Thottumukkom-Valillapuzha road
- 134 Improvements to Koompara Kakkadampoyil-Valanthode road
- 135 Improvements to Pathirappally Komalapuram Aspinwal Nethaji road
- 136 Improvements to Olavakkode-Dhoni road - KM 0/0 to 7/0
- 137 Manrothuruthu Railway Station to Karoortharakadavu road - 0/000 to 1/1290
- 138 Construction of two lane bridge at Ayiramthengukadavu to Thekkumbad Island
- 139 Construction of Chemballikundu Bridge
- 140 Construction of Maliankara-Munambam Bridge
- 141 Construction of Madhurappuram-Malhiserry Bridge
- 142 Construction of Puthiyakavu-Poothotta road
- 143 Reconstruction of Koompuzha bridge
- 144 Construction of a bridge at Pirayanmoodu across Neyyar

(Q) Decreased by Rs.9067 thousand *vide* foot note (gg) of this statement.

(R) Increased by Rs.7275 thousand *vide* foot note (gg) of this statement.

(S) Decreased by Rs.6214 thousand *vide* foot note (gg) of this statement.

(T) Increased by Rs.8094 thousand *vide* foot note (gg) of this statement.

(U) Decreased by Rs.20435 thousand *vide* foot note (gg) of this statement.

(V) Decreased by Rs.3069 thousand *vide* foot note (gg) of this statement.

No. 13

DURING AND TO THE END OF 2005-06 - Contd.

<i>Non-Plan</i>	<i>Expenditure during 2005-06 Plan (Rupees in thousand)</i>	<i>Total</i>	<i>Expenditure to the end of 2005-06</i>
			2804
	3636	3636	14888
			64598
	4556	4556	12957
			31256
			8970
	13169	13169	(Q) 20444 (R)
			6831 (S)
			7586
			14997 (T)
			9669
			9623
	42	42	11837
			5039
			5658
			3610
	3187	3187	(U) 10133
	3716	3716	14400
	12813	12813	18927
			3800
	2006	2006	8869
			8747
			8130
			26982
			5516
	6389	6389	7768
	1583	1583	12680
			38448
			22755
	10773	10773	84106
			26404 (V)
			8184
			8683
			3917

STATEMENT
DETAILED STATEMENT OF CAPITAL EXPENDITURE
Nature of expenditure

EXPENDITURE HEADS (CAPITAL ACCOUNT)-*Contd.*

C. CAPITAL ACCOUNT OF ECONOMIC SERVICES - *Contd.*

(g) *Capital Account of Transport-Contd.*

5054 CAPITAL OUTLAY ON ROADS AND BRIDGES -*Contd.*

04 District and Other Roads -*Contd.*

800 Other Expenditure -*Contd.*

- 145 Construction of Vellumannadi Bridge in Pirappancode road
- 146 Kallana Bridge in Chemmaruthy Panchayat
- 147 Maruthoorkadavu Bridge connecting Kalady and Karamana
- 148 Moonnattumukku Bridge
- 149 Manikanteswaram-Peroorkada Road and Manikanteswaram Bridge
- 150 Improvements to Cheemeni - Palavayal Road
- 151 Construction of Elerithattuparamba road
- 152 Pallamcod Bridge in Pallathur-Adoor Road
- 153 Improvements to Madhur-Kottakkari road - KM 2/058 including construction of a Bridge at KM 0/200 across Madhuvaripuzha
- 154 Fabrication, Assembly, Erection and Commissioning of two mechanised Junghars at Pulinkunnu and Kavalam at Kuttanad
- 155 Improvements to Palakkad-Chittoor Road 0/0 - 5/0 including formation of Bye-pass at Kodumbu
- 156 Improvements to Ottapalam-Amabalapara-Magalamkunnu Road 0/0-16/900
- 157 Construction of bridge at Karimpuzha river at Koottilakadavu in Palakkad district
- 158 Bridge at Thuppanadupuzha
- 159 Bridge at Nethrapuzha
- 160 Improvements to Koppam Pegattiri Road KM 0/0 - 10/360 including railway level cross
- 161 Parayakad-Cheriya Pallarithuruthu Bridge
- 162 Improvements to Kadungallur-Kongarpilly Road
- 163 Construction of Peruvamuzhi Bridge
- 164 Vengalloor Bridge
- 165 Moodal - Kavumpuram Kadampuzha Road
- 166 Thiruvalli-Kottalakattumunda Road
- 167 Panakkadakadavu Bridge
- 168 Construction of karimpuzha Bridge
- 169 Construction of Kuzhipramkadavu Bridge
- 170 Anelakadavu Bridge
- 171 Construction of Mammakunnu Bridge
- 172 Construction of Odakadavu Bridge
- 173 Construction of Therthally Manjakkad Road KM 0/00 to 7/600
- 174 Construction of Parappam bridge across Anjarakandy River on Pinarayi, Parappam Chemmavilayil Moonuperiya Road
- 175 Reconstruction of Kannanvarky Bridge across Commercial canal in Alappuzha Town
- 176 Improvements to Nedumudi-Karuvatta Road 1/776 - 2/750
- 177 Kozhimukku-Champakulam Road 6/500 - 7/480
- 178 Improvements to Kaithathodu-Mithrakary Road
- 179 Improvements to Kunnakary-Kumarankary Road parallel Changanassery Road KM 0/00 to 1/510 1st reach
- 180 Improvements to Ramankary-Edathua Road connecting AC Road to AT Road via Kodupunna Thayenkari 6/500 to 7/600
- 181 Improvements to Kainakary-Ponga Road(Kainakary Panchayat Office Road)
- 182 Improvements to Arthungal-Chellanam Road portion from Andhakaramoozhy to Chellanam KM 1/200 to 4/640

DURING AND TO THE END OF 2005-06 - Contd.

<i>Non-Plan</i>	<i>Expenditure during 2005-06 Plan (Rupees in thousand)</i>	<i>Total</i>	<i>Expenditure to the end of 2005-06</i>
			10820
			8112
			8374
			5235
			1832
			6401
			3107
			16393
			6529
			6300
			7781
			15257
			23704
	1399	1399	14132
	653	653	15515
			6439
	4	4	16236
			5471
			64598
			25750
			19595
			10654
			7888
			46529
			27159
			14422
	15	15	32290
	2653	2653	8474
			7168
			10275
			7252
			5440
	3890	3890	7366
			8248
			16900
			5655
			21112
			12570

STATEMENT
DETAILED STATEMENT OF CAPITAL EXPENDITURE
Nature of expenditure

EXPENDITURE HEADS (CAPITAL ACCOUNT)-*Contd.*

C. CAPITAL ACCOUNT OF ECONOMIC SERVICES - *Contd.*

(g)Capital Account of Transport-*Contd.*

5054 CAPITAL OUTLAY ON ROADS AND BRIDGES -*Contd.*

04 District and Other Roads -*Contd.*

800 Other Expenditure -*Contd.*

- 183 Construction of Cherthala Thekketheruvu-Thoruvizha Kizhakke nada road ch 1/508 to 1/647, 3/097 to 5/120 and reconstruction of Anjilipalam
- 184 Construction of Chengada Thrichattukulam Road-5th reach from 9/286 to 14/071
- 185 Construction of S Cell box Culvert across Narakathara junction in Narakatharathode
- 186 Construction of 6x6 span 4 Cell box culvert at 4/614 of Edathua Puthukary Mampuzhakary Road
- 187 Construction of Kurisumoodu Bridge in Kidangara-Kavalam Road
- 188 Construction of Bridge across Kainadithodu in Pallikkottumma Neelamperoor Road
- 189 Construction of Valiyaperumpuzhakadavu Bridge
- 190 Construction of Pulakadavu Bridge across Achankovil River
- 191 Improvements to Balal Rajapuram Road KM4/500 to 7/400
- 192 Improvements to Cheemeni-Palavayal-Odakalli Road
- 193 Improvements to Nekkrapara-Araladuka-Kodimoola-Pudoor-Narampady Road 0/0 to 7/500
- 194 Narampady Bridge
- 195 Koottalu Bridge
- 196 Perdala Bridge
- 197 Parakadavu Bridge
- 198 Pungamchal Bridge
- 199 Construction of Bridge at Koodalakadavu across panamaram river
- 200 Construction of Bridge at Koodalakadavu across Mananthavady river
- 201 Improvements to Ulikkal Arabi Koluthara Peratta road KM 0/0 to 14/200
- 202 ETC Poomangalam Road Paniyoor Kalikkadavu Padappangad Road
- 203 Improvements to Vellora-Kadukkaramukku road via Kakkara Chakkalakunnu KM 0/0 to 11/0
- 204 Improvements to Karuvanchal-Kuttipuzha Nellippara road KM 0/0 to 6/400
- 205 Construction of two minor bridges at KM 2/695 and 3/402 in Vallithodu Moonamkutty Kiliyanthara (via) Charal Pullenparathattu
- 206 Construction of Ayithara bridge on Ayithara-Gosala road
- 207 Construction of Idumba bridge on Kannavam Idumba Trikaderipoyil road
- 208 Construction of Malappattam Munamby kadavu bridge
- 209 Construction of Varamkadavu bridge
- 210 Reconstruction of Mukkannankadavu bridge at Kongad-Mannarkkad-Tippusulthan road
- 211 Srayil Kadavu bridge
- 212 Kuthirapuzha bridge
- 213 Angadippuram-Pariyapuram Cherukara Road
- 214 Construction of KC road KM 6/500 to 7/480

(W) Increased by Rs.6978 thousand *vide* foot note (gg) of this statement.

(X) Includes Rs.2398 thousand shown against '361. Construction of Bridge at Idumba River at KM 5/110 of Kannavam Idummathrikadaripoyil' in the

No. 13

DURING AND TO THE END OF 2005-06 - *Contd.*

<i>Non-Plan</i>	<i>Expenditure during 2005-06 Plan (Rupees in thousand)</i>	<i>Total</i>	<i>Expenditure to the end of 2005-06</i>
	1093	1093	10048
	1011	1011	11890
			15719
			10071
			34392
			32587
			29488
			14242
			7427
			8613
			9056
			8641
			8592
			8373
			21690
			6423
			23630
			26148
			14348 (w)
	10270	10270	34864
			5793
			15535
			7915
			11732
			6293 (x)
	10279	10279	37758
	1671	1671	18795
	15893	15893	17593
	1238	1238	35474
			24416
			4461

Finance Accounts 2004-2005.

STATEMENT
DETAILED STATEMENT OF CAPITAL EXPENDITURE
Nature of expenditure

EXPENDITURE HEADS (CAPITAL ACCOUNT)-*Contd.*

C. CAPITAL ACCOUNT OF ECONOMIC SERVICES - *Contd.*

(g)Capital Account of Transport-*Contd.*

5054 CAPITAL OUTLAY ON ROADS AND BRIDGES -*Contd.*

04 District and Other Roads -*Contd.*

800 Other Expenditure -*Contd.*

- 215 Improvements to Perumbalam junction Kombanamuri road
- 216 Improvements to KC road 0/0 to 1/520
- 217 Kunnankary Kumarankary Peral Changanacherry road 2nd reach KM 1/510 to 3/225
- 218 Nedumudy Karuvatta road 2/750 to 3/450
- 219 Construction of Muttom bazar road and bridge across Karipuzha canal in Kayamkulam town
- 220 Development and improvements to Kidangara Kavalam Road 4/210 to 5/2000
- 221 Construction of Kidangara Kavalam road portion from Aryanpakkomthodu to Krishnapuram Ch. 5/200 to 7/325
- 222 Construction of Kidangara Kurisummoodu bridge in Kidangara Kavalam road
- 223 Construction of Chova Edakkad Bve-pass road (via) Chalakkunnu Nadal 1st reach from 0/0 to 2/120
- 224 Construction of Chova Edakkad Bve-pass road (via) Chalakkunnu Nadal 2nd reach from 2/120 to 4/120
- 225 Construction of Chova Edakkad Bve-pass road (via) Chalakkunnu Nadal 3rd reach from 4/120 to 6/230
- 226 Construction of bridge across Chala river at KM 3/935 of Chova Edakkad Bye-pass road
- 227 Construction of Ayiranalloor bridge across Kallada river
- 228 Construction of bridge at Aruvalakuzhy in Thannimoodu Kudavathoor Road
- 229 Improvements to Thiruvambadi-Thambala-Manna-Kodencherry-Puduppadi Road 2nd and 3rd reach including construction of Cylon Kadavu Bridge
- 230 Construction of AVI Bridge
- 231 Karaparamba-Kunduparamba road KM 1/400 to 2/400
- 232 Improvements to East Hill Ganapathikavu road KM 0/00 to
- 233 Improvements to Kalpathur Velliyoor Puliyottumukku-Narayamkulam Kappummal road KM 0/00 to 10/310
- 234 Formation of ring road around Malampuzha Reservoir 13/700 to 25/200
- 235 Formation of ring road connecting Kavilpadu Meparambu Road KM 0/00 to 2/500 including low level bridge
- 236 Reconstruction of Chittapuram bridge at KM 5/200 of Thrithala Kumbidi Road
- 237 Improvements to Odayanchal Cherupuzha road KM 6/800 to 32/00
- 238 Construction of pathwady bridge at KM 1/750 of Uppala-Pathwady road across Uppala river
- 239 Construction of bridge at Orikkadavu connecting Chempantemadu and Mavila-Kadappuram in Valiyaparamba Panchayat
- 240 Construction of bridge at Meengoth in Chalingal Ambalathara road
- 241 Construction of bridge at Kariankode river at Arayakkadavu in Kayyur-Cheemeni
- 242 Construction of bridge at KM 1/00 of Pochakkad Mosque to NH 17 road
- 243 Construction of bridge at Elanhikkal to connect Achamthuruthu road
- 244 Construction of bridge across Kariankode river at Mukkada in Kinanoor-Karinthalam Panchayat
- 245 Improvements to Anjilchuvad Ambalampady road (via) Pathickal
- 246 Improvements to Kaipally Yendayar road KM 0/00 to 5/770
- 247 Improvements to Kallara-Veechoor road Part II from Ch 3/044 to 7/564 KM

(Y) Decreased by Rs.3900 vide foot note (gg) of this statement.

No. 13

DURING AND TO THE END OF 2005-06 - Contd.

<i>Non-Plan</i>	<i>Expenditure during 2005-06 Plan (Rupees in thousand)</i>	<i>Total</i>	<i>Expenditure to the end of 2005-06</i>
			11794
			2209
			6662
	4251	4251	12485
	2865	2865	23778
			4027
			7811
			22772
	1175	1175	14334
	34	34	14683
			16185
			10980
	250	250	13276 (Y)
	1761	1761	23381
	6452	6452	10049
	194	194	7976
	2111	2111	8959
			9557
	1510	1510	22363
			18453
	6141	6141	11957
	8907	8907	19912
	2264	2264	20133
			9731
			6653
			27771
			6924
	1250	1250	16204
	9200	9200	24958
			6074
	19933	19933	22582
	6803	6803	9462

STATEMENT
DETAILED STATEMENT OF CAPITAL EXPENDITURE
Nature of expenditure

EXPENDITURE HEADS (CAPITAL ACCOUNT)-*Contd.*

C. CAPITAL ACCOUNT OF ECONOMIC SERVICES - *Contd.*

(g) *Capital Account of Transport-Contd.*

5054 CAPITAL OUTLAY ON ROADS AND BRIDGES -*Contd.*

04 District and Other Roads -*Contd.*

800 Other Expenditure -*Contd.*

- 248 Improvements to Kavanur Vadakumala Karaparamba road KM 0/0 to 7/0
- 249 Improvements to Amminikkad Odamala Paral road KM 0/0 to 6/91
- 250 Construction of Bridge across Kadalundi river at Panakkad on Othukkungal Panakkad road (balance works)
- 251 Improvements to Cherani Pannippararoad KM-5/0 to 11/410
- 252 Formation to Mundengara Pullipadam Odayikkal road KM 0/0 to 15/350
- 253 Improvement to Moorkanad Mythra Kuthuparamba Valiyaventek road KM 0/0 to 11/00
- 254 Construction of Kundankadavu bridge across Kadalundi river on Parappanangadi Parakkadavu road
- 255 Construction of bridge - Canoly Canal - Paravanna
- 256 Reconstruction of Manupuzha bridge at 27/500 of Mavelikkara-Thiruvalla road
- 257 Construction of ring road A1 A1 in Pathanamthitta Municipality connecting Thiruvalla Kumbazha road at 5/600 of Kaippattur Pathanamthitta road
- 258 S/F providing 100 mm bitumen concrete and 25 mm asphalt concrete to MP road 5/0 to 15/0
- 259 Improvements to Njalikandom Kadamankulam road
- 260 Improvements to Pathanamthitta-Kadammanitta road 0/0 to 6/0
- 261 Construction of Cheloorkadavu bridge at 1/910 of Puthenkavu-Eraviperoor road
- 262 Construction of Peroorchal bridge
- 263 Construction of a bridge at Bungalow Kadavu across Pamba river in Ozhuvanpara Vadasserikkara road
- 264 Construction of a bridge at Manakkachira across Manimala river
- 265 Construction of Kidangara Kannadi road portion from 3/650 to 4/650
- 266 Improvements to Kidangara Kannadi road last reach (7/180 to 8/220)
- 267 MLA's two road Scheme - Improvements to Nedumudi-Karuvatta road Ch.0/820 to 1/776
- 268 Reconstruction of YMCA bridge in Alapuzha Town
- 269 Improvements to Nedumudi Karuvatta road 1/776 to 2/750
- 270 Improvements to Kozhimukku Chambakkulam road KM 0/000 to 1/520
- 271 Improvements to Iruvetty Amayur road KM 0/0 to 4/200
- 272 Improvements to Edathua Puthukary Mampuzhakary road KM 3/300 to 4/614
- 273 Construction of Chirakkal bridge in Chenganda Thrichattukulam road
- 274 Construction of Triple Box culvert at Pulinkunnu Puthenthodu in Kidangara Kinakary road
- 275 Construction of Twin Box culvert at Puthenthodu in Nedumudy Kuppapuram road
- 276 Construction of Triple Box culvert 6x6 m span at Pallithodu at Ch 4/290 of Ramankary Edathua road
- 277 Construction of a bridge at Thakazhy across Pamba river
- 278 Construction of Triple Box Culvert (6x6 m) at Edathua Pallithodu Padipurackal Temple Kandamkarypally Thayankary Edathua road
- 279 Improvements to Thodupuzha Ramamangalam road 1st reach KM 27/600 to 30/500
- 280 Construction of Kuninji bridge
- 281 Improvements to Murikkassery Padamugham Thopramkudy road KM 0/00 to 6/00
- 282 Improvements to 35th mile Thekkemala Paloorckavu road KM 0/00 to 6/920

(Z) Decreased by Rs.7725 thousand *vide* foot note (gg) of this statement.

No. 13

DURING AND TO THE END OF 2005-06 - *Contd.*

<i>Non-Plan</i>	<i>Expenditure during 2005-06 Plan (Rupees in thousand)</i>	<i>Total</i>	<i>Expenditure to the end of 2005-06</i>
	180	180	30557 11047 6353 15057 34834 18946
	10568 2602	10568 2602	21459 24201 10917
	2519	2519	12778 22931
	751	751	(Z) 11804 13614 6211
	1800 4596	1800 4596	26338 25846 10536 11895 6666 9031 8540
	8977	8977	11505 5980 16794 7067 5156 5728
	8307	8307	7397 44411 6625
	11959	11959	10977 5776 9340 6846
	1637	1637	

STATEMENT
DETAILED STATEMENT OF CAPITAL EXPENDITURE
Nature of expenditure

EXPENDITURE HEADS (CAPITAL ACCOUNT)-*Contd.*

C. CAPITAL ACCOUNT OF ECONOMIC SERVICES - *Contd.*

(g) *Capital Account of Transport-Contd.*

5054 CAPITAL OUTLAY ON ROADS AND BRIDGES -*Contd.*

04 District and Other Roads -*Contd.*

800 Other Expenditure -*Contd.*

- 283 Improvements to Moolamattom Kottamal Upputhara road
- 284 Improvements to Kambilikandom Muniyara Thinkalikadu road
- 285 Construction of Link Highway between PD road (4.4) and TP road in Kattappana town
KM 0/00 to 0/760
- 286 Kattappana Kumily road - 2nd reach KM 10/760 to 17/945
- 287 Improvements to Neyyassery Thookumban Saddle road KM 12/800 to 16/00
- 288 Improvements to Neyyassery Thookumban Saddle road KM 16/00 to 22/150
- 289 Improvements to Neyyassery Thookumban Saddle road KM 22/150 to 28/200
- 290 Improvements to Rajakkad Mullakkanam Ellackal road
- 291 Improvements to Kallar Kurisupara Viripara road KM 0/00 to 19/200
- 292 Improvements to Arappamatom Karimannoor road (via) Chalassery Kiliyara KM 0/00 to 8/200
- 293 Pannimattom Kulamavu road KM 0/00 to 19/00
- 294 Improvements to Kanjar Pullikkanam road KM 3/500 to 19/00
- 295 SP Puram - Kanthalloor road
- 296 Construction of Valayanthodu bridge across Canoli Canal in Thrissur District
- 297 Reconstruction of Puthuruthy bridge at KM 4/200 of Ezhattumughom road
- 298 Construction of Mathilakom bridge across Canoli Canal in Mathilakom-Sholayar road
- 299 Construction of a new bridge across Bharathapuzha at KM 32 of Thrissur Shornur road
parallel to the existing bridge
- 300 Construction of Palakkattuthazham bridge
- 301 Construction of Vaduthala Chittoor bridge
- 302 Construction of Thattekkad bridge
- 303 Construction of Pulikkakadavu bridge across Chalakudy river in Annamanada road
- 304 Construction of Karipaikadavu Valiapazhampilli Thuruth bridge
- 305 Construction of Kadamprayar (Brahmapuram) bridge
- 306 Construction of Ezhikkara Kaitharam Bypass
- 307 Construction of Chittoor Kothad bridge
- 308 Ozhakkrome Vellikkeel road KM 0/00 to 3/600
- 309 Mayyil Kanhirode road- Improvements KM 0/0 to 3/0
- 310 Thrichambaram Kolmatta road 1st reach
- 311 Nuchiyadu Manikkadavu Kanhirakolly road 0/0 to 15/0 - Improvements
- 312 Valavupara Kacherikkadavu Pathumkadavu road KM 0/0 to 10/200
- 313 Edur Kuttukappara Inthumkari Angadikkadavu Randamkadavu road and Minor bridge
- 314 Construction of Vellikkeel bridge
- 315 Construction of Muruthottil Bridge
- 316 Construction of Panikkankudy Kombiodinjal Ponmudi Road KM 0/0 to 5/500
- 317 Improvements to Puliyannala Cumbunmettu Road KM 0/00 to 7/500
- 318 Improvements to Melechinnar Manjapra Road KM 0/00 to 3/00
- 319 Construction of Kattappana Kumily Road CH 5/720 to 10/760
- 320 Mundakkayam Kurithal Mukkampetty Panampilly Road

(áa) Increased by Rs.24894 thousand *vide* foot note (gg) of this statement.

(bb) Decreased by Rs.10575 thousand *vide* foot note (gg) of this statement.

(cc) Decreased by Rs.31443 thousand *vide* foot note (gg) of this statement.

No. 13

DURING AND TO THE END OF 2005-06 - *Contd.*

<i>Non-Plan</i>	<i>Expenditure during 2005-06</i>		<i>Expenditure to the</i>
	<i>Plan</i>	<i>Total</i>	<i>end of 2005-06</i>
	<i>(Rupees in thousand)</i>		
			30000
			13452
			5353
	8673	8673	15426
			16902
			8956
			17135
	5435	5435	22148
	14574	14574	25567
			6482
	1765	1765	25474
	9386	9386	39256
	2661	2661	24000
			4385
			7198
	1269	1269	67106 (aa)
			73225
			24152
	6858	6858	40260
			63048 (bb)
			54743
	23	23	15004
	6189	6189	35498
	3646	3646	22881
			60498 (cc)
			7945
	198	198	16583
			6882
	7759	7759	35312
	4999	4999	25700
			25734
	6601	6601	8562
			12744
	2899	2899	6432
	10737	10737	13047
	7430	7430	10430
	3112	3112	4732
	3350	3350	12806

STATEMENT
DETAILED STATEMENT OF CAPITAL EXPENDITURE
Nature of expenditure

EXPENDITURE HEADS (CAPITAL ACCOUNT)-*Contd.*

C. CAPITAL ACCOUNT OF ECONOMIC SERVICES - *Contd.*

(g)Capital Account of Transport-*Contd.*

5054 CAPITAL OUTLAY ON ROADS AND BRIDGES -*Contd.*

04 District and Other Roads -*Contd.*

800 Other Expenditure -*Contd.*

- 321 Komenkarichira Ambedkar Colony Road
- 322 Construction of Kidangara Kavalam Road portion from Aryanpakkathodu Krishnapuram CH 5/200 to 7/335
- 323 Construction of Krishnapuram Kavalam Road 3rd reach 1/540 to 3/500
- 324 Improvements to road connection AC road and AT road via Ramankary Edathuva Kodupuna Thayankary 3rd reach From 3/395 to 4/195
- 325 Improvements to Kunnakary to Kumarankary pallel Changanachery road Ch1/510 to 3/200
- 326 Improvements to Nayadampoyi Nilambur Road KM 0/0 to 17/570
- 327 Improvements to Parithivattoli paramba Kodakkad Spinning Mill Road KM 0/0 to 5/100
- 328 Improvements to Kannamkulam Kannankadavu Mukilapeedika Vayanasal Road
- 329 Formation of Chepur Pandallur Hills-Arikandampakku Road KM 0/0 to 11/918
- 330 Construction of Bridge at Ummathur Anakkadu
- 331 Construction of Chittathupuzha Bridge
- 332 Reconstruction of Nooradi Bridge
- 333 Improvements to Pulickal Chevittani Road
- 334 Construction of Bye-pass in Tirur-Kuttippuram Road at BP Angadi
- 335 Construction of Road from Kmenkerichira Ambedkar Colony Road to Mepral in Peringara
- 336 Construction of Ring Road DT in PTA Municipality connecting TK Road 30/700&1/200 of Kadammanitta Road
- 337 Construction of Bridge at Vizhinjam in Thiruvananthapuram Vizhinjam Road
- 338 Construction of Bridge at Arakunnathu kadavu across Neyyar
- 339 Construction of Arattupuzha Sasthamkadavu Bridge
- 340 Construction of Puthur Bridge
- 341 Construction of Kottapuram Bridge
- 342 Improvements to Kannara Murkinikkara road
- 343 Improvements to Ayyanthol Puzhakkal Road from West Fort to Puzhakkal
- 344 Construction of Dalavapuram Pallikody Bridge
- 345 Improvements to Parippally Madathara road KM 16/400 to 33/092
- 346 Construction of Ayiranalloor Bridge across Kallada river in Yeroor Edamon Road
- 347 Construction of Njanakadathukadavu in Puthur Iverkala Road
- 348 Improvements & formation of Vattoli Mankayamthechi Road KM 0/00 to 5/00
- 349 Construction of Bridge at Pasuvannara across Neyyar River
- 350 Improvements to Vellur Padinjottuchal Pulinkome Road KM 0/0 to 10/0
- 351 Improvements to Kanichar Valayamchal Muthumetty Narikandam Adakkathode Road KM 0/0
- 352 Payyavoor Kunnathoor Kanjirakolly Road KM 0/0 to 15/780
- 353 Adakkathode Menmala Shanthigiri Parathode Road
- 354 Construction of Single Line Bridge to connect Therly Island to Mainland at Kurumathur
- 355 Construction of Bridge at Idumba River at KM 5/110 of Kannavam Idummathrikkadaripoyil
- 356 Construction of Kakkuva Bridge on Palappuzha Kuzhuppalli Road
- 357 Construction of Bridge at KM 3/650 of Edathotti Perumpunna Madapurachal
- 358 Construction of Elkana Bridge in Kasaragod
- 359 Construction of Vavadukam Bridge across Vavadukam River in Kasaragod

(dd) Excludes Rs.2398 thousand *vide* foot note (X) of this statement

No. 13

DURING AND TO THE END OF 2005-06 - Contd.

<i>Non-Plan</i>	<i>Expenditure during 2005-06 Plan</i>	<i>Total</i>	<i>Expenditure to the end of 2005-06</i>
	<i>(Rupees in thousand)</i>		
	9076	9076	19280
			11037
	3748	3748	16272
			12917
	4130	4130	17197
	8566	8566	21671
			2835
	4930	4930	9087
	3000	3000	9593
	3794	3794	16291
	11189	11189	19478
	23448	23448	60343
	8141	8141	16994
	527	527	6581
	2635	2635	5422
	3716	3716	20340
	1678	1678	13486
			30757
			33268
	1425	1425	15638
	3097	3097	11426
	7887	7887	9617
	7312	7312	18932
	43132	43132	123382
			5354
	5620	5620	15155
	2365	2365	26146
	6661	6661	7200
	7144	7144	12224
	1427	1427	4018
	375	375	3000
	5537	5537	8552
	2495	2495	5707
	850	850	4079
			(dd)
	4693	4693	4735
	1408	1408	2694
	5214	5214	20263
	7422	7422	11960

STATEMENT
DETAILED STATEMENT OF CAPITAL EXPENDITURE
Nature of expenditure

EXPENDITURE HEADS (CAPITAL ACCOUNT)-*Contd.*

C. CAPITAL ACCOUNT OF ECONOMIC SERVICES - *Contd.*

(g) *Capital Account of Transport-Contd.*

5054 CAPITAL OUTLAY ON ROADS AND BRIDGES -*Contd.*

04 District and Other Roads -*Contd.*

800 Other Expenditure -*Contd.*

- 360 Widening carriage way and improvements to Manjeswar Ukkada Road
- 361 Widening carriage way and improvements to Uppala Kaniyana Road
- 362 Improvements to Thekkilalatty Road
- 363 Construction of Karuvannur Bridge in Thrissur Kodungallur Road
- 364 Construction of Krishnankotta Bridge in Kodakara Kodungallur Road
- 365 Construction of approach Road to Cochin Bridge from Athani to Vazhakkode
- 366 Improvements to Thrissur Shornur Road 22 KM
- 367 Reconstruction of Anayadi Bridge across Pallickal river connecting Sasthamkotta Thamarakulam Road
- 368 Construction of Pallickal Puzhakkadavu Bridge between Ayur Ithikkara Road
- 369 Construction of Kavilkadavu Bridge at Kamukumchery
- 370 Construction of Culvert in Parallel Shanmugham Road
- 371 Construction of Thuruthippuram Kottappuram Bridge
- 372 Construction of Iron Bridge, Thripunithura
- 373 Construction of Punchakuzhy Bridge
- 374 Vallamattom Vaimattom Bridge
- 375 Construction of Pandikudi Chellanam Road
- 376 Improvements to Aeror Thuruthipuram Road
- 377 Construction of Bridge across Thathapilly Kattupuzha in temple road Thripunithura
- 378 Improvements to Pala-Kozha Road
- 379 Improvements to Kallara-Vechoor Road 0/00 to 3/044
- 380 Construction of Kottayam Changanassery bye pass Manarcadu to Thenganal Road
- 381 Construction of Palamkadavu Bridge
- 382 Kuttampuram Bridge
- 383 Improvements to Pazhakulam Pallickal Thegamon Road 0/00 to 12/00
- 384 Construction of a Bridge at Kallelikadavu across Achenkovil river in Kalleli Kokkathodu Road
- 385 Construction of Paduthodu Bridge across Manimala river at Thuruthycadu
- 386 Improvements to Vayapparapadi-Pullancheripadi Eranhikkal road KM 0/00 to 5/00
- 387 Improvements to Palunda-Munderi road Km 9/000 to 19/500
- 388 Improvements to Vengara-Kacheripadi Kakkadampuram via Kuttur North
- 389 Construction of bye pass road connecting Tirur-Chamravattom road and Tirur Malappuram road 1st reach
- 390 Improvements to Mankada-Pattikad road Km 0/0 to 9/080
- 391 Construction of Kavilmumbil Kadavu Bridge
- 392 Improvements to Vengara-Achanambalam road KM 0/0 to 3/250
- 393 Construction of Malappuram Kottapadi Bye Pass road
- 394 Strengthening the existing BT surface Palakkad to Ponnani road 80/700 to 85/650
- 395 Construction of Perumbalakadavu Bridge
- 396 Improvements to Santhipallam Kamanabail Thodayar Maipady Road
- 397 Construction of Kottodi Bridge

(ee) Increased by Rs.8853 thousand *vide* foot note (gg) of this statement.

DURING AND TO THE END OF 2005-06 - *Contd.*

<i>Non-Plan</i>	<i>Expenditure during 2005-06 Plan (Rupees in thousand)</i>	<i>Total</i>	<i>Expenditure to the end of 2005-06</i>
	1576	1576	4883
	1662	1662	5975
	1754	1754	28473
	2209	2209	25327
	40236	40236	63976
			119548
	10311	10311	10505
	7004	7004	7004
	21173	21173	21173
	12153	12153	12153
	7828	7828	7828
	11748	11748	11748
	659	659	659
	5913	5913	5913
	3178	3178	3178
	10992	10992	10992
	11152	11152	11152
	6634	6634	6634
	12438	12438	12438
	6549	6549	6549
	8382	8382	8382
	29219	29219	29219
	1550	1550	10403 (ee)
	10288	10288	10288
	7463	7463	7463
	1659	1659	1659
	13011	13011	13011
	11372	11372	11372
	12508	12508	12508
	298	298	298
	533	533	533
	8260	8260	8260
	11651	11651	11651
	36	36	36
	10489	10489	10489
	13941	13941	13941
	4775	4775	4775
	14375	14375	14375

STATEMENT
DETAILED STATEMENT OF CAPITAL EXPENDITURE
Nature of expenditure

EXPENDITURE HEADS (CAPITAL ACCOUNT)-*Contd.*

C. CAPITAL ACCOUNT OF ECONOMIC SERVICES - *Contd.*

(g)Capital Account of Transport-*Contd.*

5054 CAPITAL OUTLAY ON ROADS AND BRIDGES -*Contd.*

04 District and Other Roads -*Concl.*

800 Other Expenditure -*Concl.*

- 398 Improvements to Nileswar Edathodu Road Km 0/00 to 8/200
 - 399 Improvements to Muthalamada Chemmanampaathy Road Km 0/00 to 11/200
 - 400 Improvements to Thavalam Mully Road KM 4/500 to 12/500
 - 401 Improvements to Koduvayoor Trippallur Road KM 0/00 to 13/800
 - 402 Construction of Bridge at Nadayara in Varkala-Parippally Road
 - 403 Construction of Bridge at Ayiroor in Varkala-Parippally Road
 - 404 Improvements to Aryanadu-Palode Road KM 0/00 to 14/600
 - 405 Improvements to Kattakada-Kottoor Road from 0/00 to 14/600
 - 406 Improvements to NS Road from KM 0/500 to 12/000
 - 407 Construction of Thrissur link road connecting NH17 and Thrissur-Kuttipuram SH at Anchamkallu
 - 408 Construction of Trikkur Bridge across Trikkurpuzha
 - 409 Construction of Valakavu Bridge across Manali River
 - 410 Construction of Pokkulangara Bridge at Engadiyoor Panchayat
 - 411 Improvements to Amalanagar, Chamakadu, Kuttue, RV Puram, Chullikadu Mannuthi Road
 - 412 Construction of Mattool Madakkara Bridge
 - 413 Improvements to Kanichar Kalikayam Velayamchal Muttumatti Narikkadavu Adakkathodu Road KM 4/600 to 8/970
 - 414 Forming approach road to either side of Malappattanam Munambukadavu Bridge
 - 415 Construction of Keecherival Kadavu across Pamba at Chengannur
 - 416 Improvements to Thattarambalam Thrikkunnapuzha Road Km 0/00-13/070 & 0/00-4/00
 - 417 Improvements to Tkozhimukku Chambakulam Road 7/480 to 7/880
 - 418 Improvements to Edathua-Puthukary Mampuzhakkary Road 0/950 to 1/520
 - 419 Improvements to Bye road from AC road to Kommady Junction
 - 420 Improvements to Talapuzha Arthunkal Road 0/00 to 18/340
 - 421 Improvements to Bye road from Chudukadu junction to Thumpoly Junction
 - 422 Improvements to Thuravoor Kumbalangi Road 0/000 to 10/340
 - 423 Improvements to Kozhimukku Champakulam Road 4/400 to 5/800
 - 424 Construction of Kidangara Kavalam Road 4/210 to 5/200
 - 425 Improvements to Nedumudi Karuvatta Road Kothamkary to Ayurveda Hospital
 - 426 Construction of Kizhakkothu Kadavu Bridge in Mundoth Kizhakothe Kadavu, Kozhikode
 - 427 Fathima Estate Thottumukkom Road 1/00 to 11/800
 - 428 Improvements to Vattoli Mankayam Tech Road 5/100 to 1/800 2nd reach
 - 429 Karuvanthuruthy Bridge
 - 430 Construction of Bridge at Thurasserikkadu across Kuttiadi River
 - 431 Construction of Peruvazhikkadu Bridge in Kozhikode
 - 432 Construction of Bridge at Nachoorkadavu across Muvattupuzha river
 - 433 Improvements to NO road KM 0/00 to 17/00
 - 434 Improvements to Vengalloor Mangattukavala (Link Road)
 - 435 Construction of Thadiyanpadu Vimalagiri Road via Santhigram
 - 436 Construction of Kunchithanni Bridge
 - 437 Construction of Kunchithanni Khajanappara Road
 - 438 Improvements to Moolamattom-Pulikkanam Road
 - 439 Construction of Chalikkadavu Bridge across Muvattupuzha River
 - 440 Other Schemes each costing Rs. one crore and less
- Total - 04

(ff) Increased by Rs.5166 thousand *vide* foot note (gg) of this statement.

(gg) Increased by Rs.41846 thousand *vide* footnotes (M) to (W), (Y) to (cc). (ee) and (ff) of this statement.

No. 13

DURING AND TO THE END OF 2005-06 - *Contd.*

<i>Non-Plan</i>	<i>Expenditure during 2005-06 Plan (Rupees in thousand)</i>	<i>Total</i>	<i>Expenditure to the end of 2005-06</i>
	11179	11179	11179
	10354	10354	10354
	3543	3543	3543
	8989	8989	8989
	22396	22396	22396
	2136	2136	2136
	1962	1962	1962
	10419	10419	10419
	8717	8717	8717
	21449	21449	21449
	9475	9475	9475
	5300	5300	5300
	11583	11583	11583
	11997	11997	11997
	22103	22103	22103
	3535	3535	3535
	9370	9370	9370
	1741	1741	1741
	1134	1134	1134
	11052	11052	11052
	8531	8531	8531
	2336	2336	2336
	1508	1508	1508
	1011	1011	1011
	1662	1662	1662
	10848	10848	10848
	11289	11289	11289
	11391	11391	11391
	5109	5109	5109
	19603	19603	19603
	1705	1705	1705
	109	109	109
	40898	40898	40898
	11795	11795	11795
	7262	7262	7262
	2910	2910	2910
	2819	2819	2819
	5572	5572	5572
	7830	7830	7830
	744	744	744
	6146	6146	6146
	10917	10917	16083 (ff)
	643662	643662	10470364 (gg)
	2055982	2055982	17692900

STATEMENT
DETAILED STATEMENT OF CAPITAL EXPENDITURE
Nature of expenditure

EXPENDITURE HEADS (CAPITAL ACCOUNT)-*Contd.*

C. CAPITAL ACCOUNT OF ECONOMIC SERVICES - *Contd.*

(g)Capital Account of Transport-*Contd.*

5054 CAPITAL OUTLAY ON ROADS AND BRIDGES -*Contd.*

05 Roads of Inter-state or Economic Importance -

337 Road Works -

- 1 Roads of Inter-state Importance
 - 2 Roads of Economic Importance
 - 3 North South Express Way
- Total - 05

80 General -

001 Direction and Administration

004 Research

052 Machinery and Equipment

190 Investments in Public Sector and Other Undertakings - Roads and Bridges Development Corporation -of Kerala Limited

800 Other expenditure -

- 1 Roads taken over from Kerala State Electricity Board
- 2 Construction of Railway Over bridge at Thampanoor
- 3 Improvements to Payyannoor Railway Station - Ramanthodu Road KM 0/00 to 5/00
- 4 Construction of bridge across Palacodepuzha for providing infrastructural facilities to the proposed Naval Academy
- 5 Railway Safety Works
- 6 Construction of Kochi International Airport Road
- 7 Improvements to Baliapattom Cheruthayam road
- 8 Plamoodu Bridge
- 9 NH 47 - Combined Bye-pass from Thiruvananthapuram-Neyyattinkara - Right side parallel service road from Kallummoodu to Thiruvallam - Ch.13366 to 16846m
- 10 NH 47 - Combined Bye-pass - Construction of balance length of 4.65 KM from Ch. 5600 to 5750m
- 11 NH 47 - Combined Bye-pass from Thiruvananthapuram-Neyyattinkara - Portion from Vazhamuttam to Kovalam - Ch. 20720 to 22633 m.
- 12 Ontham Railway over bridge at Vadakara Municipality
- 13 Moonainkai - Karingad Kaiveli Road
- 14 Thanimukku-Kallanada-Vilakathur Road and Kayalottu Bridge
- 15 Construction of Railway Overbridge in view of the existing level cross at KM 732/ 12-13 on TC road, Thalassery
- 16 Construction of a bridge across Palacode river at Muttom, Palakkod kadavu
- 17 Improvements to the road from Peravoor Thoppil landing
- 18 Improvements to Teekoy-Cheripad Ayampara road KM 0/00 to 5/00
- 19 Improvements to Poonjar Koottickal road KM 0/00 to 9/895
(Construction of Kattarathu bridge)

(hh) Decreased by Rs.8002 thousand *vide* foot note (ii) of this statement.

No. 13

DURING AND TO THE END OF 2005-06 - Contd.

<i>Non-Plan</i>	<i>Expenditure during 2005-06 Plan</i>	<i>Total</i>	<i>Expenditure to the end of 2005-06</i>
	<i>(Rupees in thousand)</i>		
			47971
			27488
			3149
			78608
	460895	460895	4427822
			811
	32263	32263	135465
			94250
			10787
			10829
			9193
	1055	1055	14006
	11886	11886	23039
			79120
			9665 (hh)
			8769
			11110
			191107
			40879
	6214	6214	17713
			3108
			11020
			42601
			39911
	45	45	1145
	12648	12648	17239
	2383	2383	9229

STATEMENT
DETAILED STATEMENT OF CAPITAL EXPENDITURE
Nature of expenditure

EXPENDITURE HEADS (CAPITAL ACCOUNT)-*Contd.*

C. CAPITAL ACCOUNT OF ECONOMIC SERVICES - *Contd.*

(g) *Capital Account of Transport-Contd.*

5054 CAPITAL OUTLAY ON ROADS AND BRIDGES -*Concl.*

80 General -*Concl.*

800 Other Expenditure -*Concl.*

20 Improvements of Kanjiramkavala Mechal-Nelleppara-Narimattom road KM 9/150 to 16/100

21 Construction of ROB and approach road at Wadakkanchery

22 Other Schemes each costing Rs. one crore and less

Total - 800

Total - 80

Total - Capital Outlay on Roads and Bridges

5055 CAPITAL OUTLAY ON ROAD TRANSPORT -

190 Investments in Public Sector and Other Undertakings -

1 Kerala State Road Transport Corporation

2 Kerala Transport Development Finance Corporation

Total- 190

800 Other expenditure -

1 Introduction of E-Governance

2 Other Schemes each costing Rs. one crore and less

Total- 800

Total - Capital Outlay on Road Transport

5056 CAPITAL OUTLAY ON INLAND WATER TRANSPORT -

104 Navigation

190 Investments in Public Sector and Other Undertakings -

1 Kerala Shipping and Inland Navigation Corporation-Investments

Total-190

Total - Capital Outlay on Inland Water Transport

(ii) Increased by Rs.8002 thousand *vide* foot note (hh) of this statement.

(jj) Difference of Rs. One thousand is due to rounding.

No. 13

DURING AND TO THE END OF 2005-06 - Contd.

<i>Non-Plan</i>	<i>Expenditure during 2005-06</i>		<i>Expenditure to the</i>
	<i>Plan</i>	<i>Total</i>	<i>end of 2005-06</i>
	<i>(Rupees in thousand)</i>		
	1353	1353	16903
			24993
	26593	26593	1449614 (ii)
	62177	62177	2041980
	555335	555335	6700328
	2843272	2843272	27626971
	50000	50000	1247361
			438300
	50000	50000	1685661
	3632	3632	20075
	8825	8825	72913 (ii)
	12457	12457	92988
	62457	62457	1778649
-537	16832	16295	205732
	5000	5000	5000
	5000	5000	5000
-537	21832	21295	210732

STATEMENT
DETAILED STATEMENT OF CAPITAL EXPENDITURE
Nature of expenditure

EXPENDITURE HEADS (CAPITAL ACCOUNT)-*Contd.*

C. CAPITAL ACCOUNT OF ECONOMIC SERVICES - *Contd.*

(g) *Capital Account of Transport-Concl'd.*

5075 CAPITAL OUTLAY ON OTHER TRANSPORT SERVICES -

60 Others -

190 Investments in Public Sector and Other Undertakings -
Konkan Railway Corporation Limited

800 Other expenditure -

- 1 Excavation of Badagara Mahe Canal
 - 2 Providing better inland water transport facilities in the industrial region at Ambalamugal
 - 3 Construction of weir and cheep across Tirur - Ponnani river at Kootayi
 - 4 Renovation of Navigation Canal from Kochi to Udyogamandal
 - 5 Reconstruction of Lock-cum-bridge at Veliyancode
 - 6 Improvements to West Coast Canal from Neendakara to Cheriazheekal
 - 7 Improvements to Elathur Kallai canal
 - 8 Renovation of Jetties
 - 9 Inland Navigation - Re-introduction of boat service in Kottappuram-Kotti-Valapatanam - Parassinikkadavu - Urgent works for starting boat service
 - 10 Construction of lock-cum-regulator-cum-bridge at Koottayi in Malappuram District(balance work)
 - 11 Other Schemes each costing Rs. one crore and less
- Total - 800

Total - Capital Outlay on Other Transport Services

Total - C (g) Capital Account of Transport

(j) *Capital Account of General Economic Services -*

5452 CAPITAL OUTLAY ON TOURISM -

01 Tourist Infrastructure -

103 Tourist Transport

190 Investments in Public Sector and Other Undertakings -

- 1 Kerala Tourism Development Corporation Limited
 - 2 Tourist Resorts (Kerala) Limited
 - 3 Bekal Resorts Development Corporation Limited
- Total - 190

800 Other expenditure-

- 1 Buildings
 - 2 Works entrusted to Kerala State Construction Corporation
 - 3 Construction of Guest House at Vashi, New Bombay
 - 4 RIDF-Tourism Road Projects
 - 5 Other Schemes each costing Rs. one crore and less
- Total-800

Total - Capital Outlay on Tourism

(kk) Decreased by Rs.14286 thousand to rectify error in classification.

(ll) Decreased by Rs.30 thousand to rectify error in classification.

(mm) Increased by Rs.14316 *vide* footnotes (kk) and (ll) of this statement.

No. 13

DURING AND TO THE END OF 2005-06 - *Contd.*

<i>Non-Plan</i>	<i>Expenditure during 2005-06 Plan</i>	<i>Total</i>	<i>Expenditure to the end of 2005-06</i>
<i>(Rupees in thousand)</i>			
			480000
			6232
			35090
			(kk)
			29913
			2355 (ii)
			8708
			1006
			23971
			96516
	10626	10626	38460
	21667	21667	571103 (mm)
	32293	32293	813354
	32293	32293	1293354
-537	3110433	3109896	32947278
			2549
	100	100	480608
	20000	20000	333150
	20000	20000	419500
	40100	40100	1233258
	68170	68170	249331
			20192
			12990
	88915	88915	138915
			45559
	157085	157085	466987
	197185	197185	1702794

STATEMENT
DETAILED STATEMENT OF CAPITAL EXPENDITURE
Nature of expenditure

EXPENDITURE HEADS (CAPITAL ACCOUNT)-*Concl'd* .

C. CAPITAL ACCOUNT OF ECONOMIC SERVICES - *Concl'd*.

(j) *Capital Account of General Economic Services - Concl'd*

5465 INVESTMENTS IN GENERAL FINANCIAL AND TRADING INSTITUTIONS

01 Investments in General Financial Institutions -

190 Investments in Public Sector and Other Undertakings, Banks, etc. -

- 1 Kerala State Financial Enterprises Limited
- 2 State Bank of Travancore
- 3 Regional Rural Banks
- 4 Kerala Power Finance Corporation Limited
- 5 Other Investments each costing Rs. one crore and less

Total - 190

Total - 01

02 Investments in Trading Institutions -

190 Investments in Public Sector and Other Undertakings -

Kerala State Beverages (Manufacturing and Marketing) Corporation Limited

Total - 02

Total - Investments in General Financial and Trading Institutions

5475 CAPITAL OUTLAY ON OTHER GENERAL ECONOMIC SERVICES -

101 Land Ceilings - (Other than agricultural land)

- 1 4% Jenmikaram Payment (Abolition) Bonds
- 2 4½% Land Reforms (Payment of Compensation for excess lands)
Bonds - 16 years
- 3 Strengthening of Revenue Machinery and updating of Land Records -
Construction of Revenue Institute (CSS - 50%CA)
- 4 Other Schemes each costing Rs. one crore and less

Total - 101

800 Other expenditure

- 1 Kerala Infrastructure Investment Fund Board
- 2 Other Schemes each costing Rs. one crore and less

Total - 800

Total - Capital Outlay on Other General Economic Services

Total - C(j) Capital Account of General Economic Services

Total - C. Economic Services

Grand Total

(nn) Minus expenditure is due to transfer of expenditure connected with the issue of 4½% Kerala Land Reforms Bonds to Revenue Account being more than

(oo) Decreased *pro forma* by Rs.1361000 thousand consequent on rectification of misclassification in earlier years.

No. 13

DURING AND TO THE END OF 2005-06 - Concl'd.

<i>Non-Plan</i>	<i>Expenditure during 2005-06 Plan</i>	<i>Total</i>	<i>Expenditure to the end of 2005-06</i>
<i>(Rupees in thousand)</i>			
			97500
			15741
			12621
			139000
			4094
			268956
			268956
			10250
			10250
			279206
			182
-117 (nn)		-117	823
			5000
			5410
-117		-117	11415
			(oo)
	1825	1825	32698
	1825	1825	32698
-117	1825	1708	44113
-117	199010	198893	2026113
-6385	6148367	6141982	89649586
-5673	8175149	8169476	111067538

the debit for the year.

STATEMENT

**STATEMENT SHOWING DETAILS OF INVESTMENTS OF GOVERNMENT IN
STOCK COMPANIES, CO-OPERATIVE BANKS AND**

Sl. No.	Name of the concern	Year(s) of investment	Details of investment		Face value of each share
			Type	No. of shares	
			'P' Preference Shares	'O' Ordinary Shares	Rs.
Statutory Corporations					
1.	The Kerala Financial Corporation	1954 to 2004-05 2005-06 Total		14198915 200000 <u>14398915</u>	100
2.	Kerala State Warehousing Corporation	1960 to 2004-05 Total		450000 <u>450000</u>	100
3.	Kerala State Road Transport Corporation	1971-72 to 2004-2005 2005-06 Total		1197362 50000 <u>1247362</u>	1000
4.	Kerala Industrial Infrastructure Development Corporation	1993-94 to 1998-99			
5.	Kerala State Electricity Board				
Total - Statutory Corporations					
Government Companies					
6.	The Kerala Fisheries Corporation Limited	1967 to 1985-86	0	484749	100
7.	Kerala Tourism Development Corporation Limited	1967 to 2004-2005 2005-06 Total		4408699 1000 <u>4409699</u>	100
8.	The Fertilisers and Chemicals Travancore Limited	1943 to 1948	0	2175000	10

(a) Difference of Rs.2540 thousand is under reconciliation.

(b) Difference of Rs.One thousand is under reconciliation.

(c) Decreased *pro forma* by Rs.882400 thousand being conversion of the assistance given to KINFRA into grant and loan.

(d) In GO(Ms)No.27/98/PD dated 14.9.1998, Government have ordered conversion of loan of Rs.1025 crore outstanding against Kerala State account is pending for want of details from Government.

(e) Difference of Rs.39638 thousand is under reconciliation.

NO.14
STATUTORY CORPORATIONS, GOVERNMENT COMPANIES, OTHER JOINT
SOCIETIES, ETC., TO THE END OF 2005-06

<i>Amount invested to the end of 2005-06</i>	<i>Percentage of Dividend declared Government and credited to Investment to Government the total paid during up capital the year</i>	<i>Remarks</i>
<i>(Rupees in thousand)</i>	<i>(Rupees in thousand)</i>	
1419891		
20000		
1439891	90.52	Loss for the year 2004-05 was Rs.248.69 lakh. The accumulated loss up to 31st March 2005 was Rs.7082.55 lakh.
47540		
47540 (a)	50.00	Loss for the year 2003-04 was Rs.233.94 lakh. The accumulated loss up to 31st March 2004 was Rs.457.16 lakh.
1197361		
50000		
1247361 (b)	83.00	Accumulated loss up to 31st March 2003 was Rs.113993.53 lakh.
(c)		
(d)		
2734792		Profit for the year 2004-05 was Rs.10349.31 lakh.
48475	100	The company is under liquidation. The activities of the Corporation have been transferred to Kerala State Co-operative Federation for Fisheries Development (MATSYAFED). The accumulated loss up to 31st March 1985 was Rs.1104.60 lakh.
480508		
100		
480608 (e)	100	Loss for the year 2001-02 was Rs.385.90 lakh. Accumulated loss up to 31st March 2002 was Rs.658.76 lakh including prior period adjustment.
21750	0.61	This is a Government of India Company.

Electricity Board as on 31.3.1998, and of interest amounting to Rs.528 crore up to 31.3.1997 into share capital, the adjustment of which in Government

STATEMENT

**STATEMENT SHOWING DETAILS OF INVESTMENTS OF GOVERNMENT IN
STOCK COMPANIES, CO-OPERATIVE BANKS AND**

Sl. No.	Name of the concern	Year(s) of investment	Details of investment		Face value of each share
			Type	No. of shares	
Government Companies - Contd.					
9.	Forest Industries (Travancore) Limited	1946 to 1991-92	0	1459556	2
10.	Travancore Titanium Products Limited	1947 to 1981-82	0	1430564	10
11.	The Travancore - Cochin Chemicals Limited	1952 to 1997-98	0	16911900	10
12.	Kerala State Industrial Development Corporation Limited	1962 to 2004-05 2005-06 Total	0	2867435 80000 <u>2947435</u>	1000
13.	Kerala Construction Components Limited	1958 to 1982-83 Total	0 P	246161 29393 <u>275554</u>	10 10
14.	Traco Cable Company Limited	1962 to 1997-98	0	12820500	10
15.	The Kerala Premo Pipe Factory Limited	1961 to 1999-2000	0	13091	1000
16.	National Projects Construction Corporation Limited	1957 and 1958	0	500	1000
17.	The Plantation Corporation of Kerala Limited	1962 to 1984-85	0	55688	1000
18.	Kochi Refineries Limited	1964 to 2002-03	0	7000000	10

NO.14

STATUTORY CORPORATIONS, GOVERNMENT COMPANIES, OTHER JOINT SOCIETIES, ETC., TO THE END OF 2005-06 - Contd.

<i>Amount invested to the end of 2005-06</i>	<i>Percentage of Dividend declared Government and credited to Investment to Government the total paid during up capital the year</i>		<i>Remarks</i>
<i>(Rupees in thousand)</i>	<i>(Rupees in thousand)</i>		
2907	77.41		The amount invested represents purchase price. The profit for the year 2003-04 was Rs.21.34 lakh.
14306	80.94	4292	Profit for the year 2004-05 was Rs.239.16 lakh. Dividend relates to the year 2004-05.
169119	79.35		Loss for the year 2004-05 was Rs.830.78 lakh. The accumulated loss up to 31st March 2005 was Rs.1384.53 lakh including prior period adjustment.
2947435			Profit for the year 2004-05 was Rs.758.31 lakh. The accumulated loss up to 31st March 2005 was Rs.916.26 lakh.
<u>2947435</u>	100		Loss for the year 2004-05 was Rs.27.24 lakh. The accumulated loss up to 31st March 2005 was Rs.380.48 lakh.
2756	98.14		
128205	98.48		Loss for the year 2003-04 was Rs.795.97 lakh. The accumulated loss up to 31st March 2004 was Rs.2335.11 lakh.
13091	100		The company is under liquidation. The accumulated loss up to 31st March 1986 was Rs.19.37 lakh.
500			This is a Government of India Company.
55688	100		Profit for the year 2004-05 was Rs.550.25 lakh. The accumulated loss up to 31st March 2005 was Rs.681.68 lakh.
70000	5.06	23100	This is a Government of India company. Dividend relates to the year 2004-05.

STATEMENT

**STATEMENT SHOWING DETAILS OF INVESTMENTS OF GOVERNMENT IN
STOCK COMPANIES, CO-OPERATIVE BANKS AND**

Sl. No.	Name of the concern	Year(s) of investment	Details of investment		Face value of each share
			Type	No. of shares	
			'P' Preference Shares	'O' Ordinary Shares	Rs.
Government Companies - Contd.					
19.	The Kerala Ceramics Limited	1965 to 1998-99	0	1250000	10
20.	Banana and Fruit Development Corporation Limited	1964	0	1275	100
21.	The Kerala Agro-Industries Corporation Limited	1967 to 1984-85	0	304547	100
22.	Trivandrum Spinning Mills Limited	1964 to 2000-01	0	4637809	10
23.	Kerala Electrical and Allied Engineering	1965 to 2004-05	0	68378077	10
24.	Kerala Soaps and Oils Limited	1965 to 1998-99	0	3000000	10
25.	Travancore Plywood Industries Limited	1965 to 1971-72	0	485853	10
26.	Trivandrum Rubber Works Limited	1965 to 1985-86	0	1549632	10

(f) Details of shares received for Rs.39865 thousand are awaited.

(g) Difference of Rs.30900 thousand represents advance share capital.

(h) (i) Increased *pro forma* by Rs.60324 thousand *vide* foot note (D) of Statement No.13.

(ii) Difference of Rs.237975 thousand is explained below:

(1) Rs.262203 thousand represents conversion of loan into share capital for which account adjustment is pending for

(2) Rs.24228 thousand is under reconciliation.

(i) Difference of Rs.41 thousand is under reconciliation.

(j) Difference of Rs.12000 thousand represents advance share capital.

NO.14

STATUTORY CORPORATIONS, GOVERNMENT COMPANIES, OTHER JOINT SOCIETIES, ETC., TO THE END OF 2005-06 - Contd.

<i>Amount invested to the end of 2005-06</i>	<i>Percentage of Dividend declared Government and credited to Investment to Government the total paid during up capital the year</i>	<i>Remarks</i>
<i>(Rupees in thousand)</i>	<i>(Rupees in thousand)</i>	
52365 (f)	11.15	Loss for the year 2002-03 was Rs.272.72 lakh. The accumulated loss up to 31st March 2003 was Rs.2986.53 lakh.
128		This is a Government of India company liquidated on 26th April 1982.
30455	64.24	Loss for the year 2000-01 was Rs.235.85 lakh. The accumulated loss up to 31st March 2001 was Rs.1090.33 lakh.
77278 (g)	100	The accumulated loss up to 31st March 2003 was Rs.1728.00 lakh.
445805 (h)	100	The accumulated loss up to 31st March 2003 was Rs.6178.16lakh.
29959 (i)	100	The accumulated loss up to 31st March 1995 was Rs.3739.95 lakh.
4859	100	The accumulated loss up to 31st March 2002 was Rs.2304.44 lakh.
27496 (j)	72.54	A subsidiary of State Farming Corporation of Kerala Limited. The loss for the year 2000-01 was Rs.15.22 lakh. The accumulated loss up to 31st March 2001 was Rs.2290.98 lakh.

want of details from Government.

STATEMENT

STATEMENT SHOWING DETAILS OF INVESTMENTS OF GOVERNMENT IN STOCK COMPANIES, CO-OPERATIVE BANKS AND

Sl. No.	Name of the concern	Year(s) of investment	Details of investment		Face value of each share
			Type	No. of shares	
			'P' Preference Shares		
			'O' Ordinary Shares		Rs.
Government Companies - Contd.					
27.	United Electrical Industries Limited	1951 to 2000-01	0	3877677	10
28.	Kerala State Handloom Development Corporation Limited	1968 to 2004-05 2005-06 Total	0	13500600 268000 <u>13768600</u>	10
29.	Handicrafts Development Corporation of Kerala Limited	1968 to 2002-03	0	215761	100
30.	The Kerala State Financial Enterprises Limited	1969 to 2005-06	0	1000000	100
31.	The Kerala State Cashew Development Corporation Limited	1969 to 2001-02	0	11679011	100
32.	Chalakydy Refractories Limited	1969 to 1991-92	0	3465141	10
33.	Kerala State Coir Corporation Limited	1969 to 2000-01	0	804550	100
34.	Kerala Urban and Rural Development Finance Corporation Limited	1969 to 1992-93	0	51000	100

(l) Difference of Rs.15 thousand is under reconciliation.

(m) (i) Difference of Rs.5080 thousand is under reconciliation.

(ii) Increased *pro forma* by Rs.25328 thousand *vide* foot note (y) of Statement No.13.

(n) Difference of Rs.2224 thousand is explained below:

(i) Rs.200 thousand represents guarantee commission converted into share capital for which account adjustment is

(ii) Rs.2024 thousand is under reconciliation.

(o) Difference of Rs.2500 thousand represents conversion of interest on loan into share capital for which account adjustment

(p) Difference of Rs.679199 thousand is explained below:

(i) Rs.861250 thousand represents conversion of loan into share capital for which account adjustment is pending for want

(ii) Rs.182050 thousand represents amount for which shares are due for issue by the company.

(iii) Rs. 1 thousand represents advance share capital.

NO.14

STATUTORY CORPORATIONS, GOVERNMENT COMPANIES, OTHER JOINT SOCIETIES, ETC., TO THE END OF 2005-06 -Contd.

<i>Amount invested to the end of 2005-06 (Rupees in thousand)</i>	<i>Percentage of Dividend declared Government and credited to Investment to Government the total paid during up capital the year (Rupees in thousand)</i>		<i>Remarks</i>
38792 (l)	97.20		The loss for the year 2004-05 was Rs.116.39 lakh.
132606 (m)	99.60		Loss for the year 2003-04 was Rs.386.81 lakh. The accumulated loss up to 31st March 2004 was Rs.2085.64 lakh.
19352 (n)	77.96		Loss for the year 1999-2000 was Rs.91.48 lakh. The accumulated loss up to 31st March 2000 was Rs.333.56 lakh.
97500 (o)	100	20000	The profit for the year 2003-04 was Rs.4209.19 lakh. Dividend relates to the year 2003-04.
488702 (p)	100		Loss for the year 2002-03 was Rs.3033.54 lakh. The accumulated loss up to 31st March 2003 was Rs.41374.88 lakh.
34651	99.96		The company is under liquidation. The accumulated loss up to 31st March 1990 was Rs.335.81 lakh.
80455	100		Loss for the year 2003-04 was Rs.8.23 lakh. The accumulated loss up to 31st March 2004 was Rs.921.70 lakh.
5100	53.10	255	The profit for the year 2004-05 was Rs.48.22 lakh. Dividend relates to the year 2003-04.

pending for want of details from Government.

is pending for want of details from Government.

of details from Government.

STATEMENT

**STATEMENT SHOWING DETAILS OF INVESTMENTS OF GOVERNMENT IN
STOCK COMPANIES, CO-OPERATIVE BANKS AND**

Sl. No.	Name of the concern	Year(s) of investment	Details of investment Type	No. of shares	Face value of each share
			'P' Preference Shares		
			'O' Ordinary Shares		Rs.
Government Companies - Contd.					
35.	Kerala State Drugs and Pharmaceuticals Limited	1971-72 to 1998-99	0	757940	100
36.	The State Farming Corporation of Kerala Limited	1971-72 to 1993-94	0	84257	1000
37.	Sitaram Textiles Limited	1972-73 to 2000-01	0	594000	100
38.	Kerala State Textile Corporation Limited	1977-78 to 2001-02	0	1838194	100
39.	The Kerala State Development Corporation for Scheduled Castes and Scheduled Tribes Limited	1972-73 to 2004-05 2005-06 Total	0	2848781 310000 <u>3158781</u>	100
40.	The Kerala Land Development Corporation Limited	1972-73 to 1985-86	0	671400	100
41.	Kerala State Industrial Enterprises Limited	1973-74 to 2000-01	0	120000	100
42.	Kerala State Electronics Development Corporation Limited	1973-74 to 2004-05	0	10335963	<u>100</u>

(q) Difference of Rs.57794 thousand is under reconciliation.

(r) Increased by Rs.17400 thousand consequent on the revised details furnished by the Government.

(s) Difference of Rs.5000 thousand is under reconciliation.

(t) Difference of Rs.90597 thousand is explained below:

(i) Rs.80197 thousand is under reconciliation.

(ii) Details of shares received for Rs.10400 thousand are awaited.

(u) (i) Decreased *pro forma* by Rs.60324 thousand *vide* foot note (F) of Statement No.13.

(ii) Difference of Rs.339764 thousand represents reduction in share capital on account of delinking of the

(v) Difference of Rs.152026 thousand is explained below:

(i) Rs.5333 thousand represents investment made through the company in erstwhile Tata Keltron Limited,

(ii) Rs.146693 thousand represents conversion of loan, interest and guarantee commission due into shares

NO.14

STATUTORY CORPORATIONS, GOVERNMENT COMPANIES, OTHER JOINT SOCIETIES, ETC., TO THE END OF 2005-06 - Contd.

<i>Amount invested to the end of 2005-06</i>	<i>Percentage of Dividend declared Government and credited to Investment to Government the total paid during up capital the year</i>		<i>Remarks</i>
<i>(Rupees in thousand)</i>	<i>(Rupees in thousand)</i>		
18000 (q)	100		Loss for the year 1995-96 was Rs.255.11 lakh. The accumulated loss up to 31st March 1996 was Rs.1315.40 lakh.
84257	93.25		Profit for the year 2004-05 was Rs.541.84 lakh.
59400 (r)	100		Loss for the year 2004-05 was Rs.272.81 lakh. The accumulated loss up to 31st March 2005 was Rs.3576.33 lakh.
178819 (s)	98.66		Loss for the year 2004-05 was 324.94 lakh. The accumulated loss up to 31st March 2005 was Rs.4240.05 lakh including prior period adjustment.
385575	54.72		Profit for the year 2002-03 was Rs.1.88 lakh. The accumulated loss up to 31st March 2003 was Rs. 46.90 lakh.
20900			
<u>406475 (t)</u>			
67140	95.18		Loss for the year 2000-01 was 1202.51 lakh. The accumulated loss up to 31st March 2001 was Rs.4482.12 lakh.
351764 (u)	100	3000	The profit for the year 2004-05 was Rs.398.64 lakh. Dividend relates to the year 2004-05.
881570 (v)	100		Loss for the year 2004-05 was 5065.75 lakh. The accumulated loss up to 31st March 2005 was Rs.44702.31 lakh.

subsidiary companies by Government of Kerala, for which account adjustment is pending for want of details from Government.

which was amalgamated to Tata Telecom Limited, for which account adjustment is pending as details are due from Government.
for which account adjustment is pending for want of details from Government.

STATEMENT

**STATEMENT SHOWING DETAILS OF INVESTMENTS OF GOVERNMENT IN
STOCK COMPANIES, CO-OPERATIVE BANKS AND**

Sl. No.	Name of the concern	Year(s) of investment	Details of investment		Face value of each share
			Type	No. of shares	
			'P' Preference Shares		
			'O' Ordinary Shares		Rs.
Government Companies - Contd.					
43.	The Travancore Sugars and Chemicals Limited	1946 to 1999-2000	0	1012950	10
44.	The Kerala Minerals and Metals Limited	1974-75 to 1989-90	0	3093272	100
45.	The Kerala State Civil Supplies Corporation Limited	1974-75 to 1989-90	0	85600	1000
46.	The Kerala Forest Development Corporation Limited	1974-75 to 2002-03	0	695443	100
47.	Scooters Kerala Limited	1977-78 to 1999-2000	0	312001	100
48.	Kerala Automobiles Limited	1977-78 to 2003-04 2004-05	0	915855 106960	100
49.	Steel Industrials Kerala Limited	1974-75 to 2000-01	0	3655863	100

(w) Difference of Rs.6931 thousand is explained below:

- (i) Rs.6500 thousand represents conversion of loan into share capital for which account adjustment is pending as details are
- (ii) Rs.331 thousand represents value of shares issued in lieu of arrears dividend for which account adjustment is pending as
- (iii) Rs.100 thousand represents difference on acquiring the shares at market price which was less than the face value.

(x) Details of shares issued for Rs.609 thousand are awaited.

(y) Difference of Rs.9165 thousand is explained below:

- (i) Rs.10940 thousand represents value of shares received against assets transferred to the company for which account
- (ii) Rs.225 thousand represents conversion of loan into share capital for which account adjustment is
- (iii) Details of shares received for Rs.2000 thousand are awaited.

(z) Difference of Rs.67616 thousand is explained below:

- (i) Rs.18927 thousand represents conversion of loan into share capital for which account adjustment is pending as
- (ii) Rs.37993 thousand represents conversion of loan and interest thereon into share capital for which account
- (iii) Rs.10696 thousand is under reconciliation.

(A) Difference of Rs.86370 thousand is explained below:

- (i) Rs.9006 thousand represents conversion of loan and interest into share capital for which account adjustment is
- (ii) Rs.2445 thousand represents value of shares received against assets transferred to the company for which account
- (iii) Rs.719 thousand represents value of shares received for consideration other than cash for which account
- (iv) Rs.8614 thousand represents conversion of loan into share capital for which account adjustment is pending as details are
- (v) Rs.65586 thousand is under reconciliation.

NO.14

STATUTORY CORPORATIONS, GOVERNMENT COMPANIES, OTHER JOINT SOCIETIES, ETC., TO THE END OF 2005-06 - *Contd.*

<i>Amount invested to the end of 2005-06</i>	<i>Percentage of Dividend declared Government and credited to Investment to Government the total paid up capital</i>	<i>and credited to Government during the year.</i>	<i>Remarks</i>
<i>(Rupees in thousand)</i>	<i>(Rupees in thousand)</i>		
3199 (w)	77		The amount invested represents purchase price. Profit for the year 2004-05 was Rs.14.10 lakh. The accumulated loss up to 31st March 2005 was Rs.530.95 lakh.
309327	100		The profit for the year 2004-05 was Rs.3919.90 lakh.
85600	100		Loss for the year 2004-05 was Rs.7643.84 lakh. The accumulated loss up to 31st March 2005 was Rs.53931.62 lakh.
70153 (x)	88.20		Profit for the year 2003-04 was Rs.619 lakh.
22035 (y)	100		Loss for the year 2002-03 was Rs.119.66 lakh. The accumulated loss up to 31st March 2003 was Rs.1240.33 lakh.
34666 (z)	100		The profit for the year 2003-04 was Rs.204.65 lakh. The accumulated loss up to 31st March 2004 was Rs.8.37 lakh.
279217 (A)	100		Loss for the year 2004-05 was Rs.622.35 lakh. The accumulated loss up to 31st March 2005 was Rs.4674 lakh.

due from Government.
details are due from Government.

adjustment is pending as details are due from Government.
pending as details are due from Government.

details are due from Government.
adjustment is pending.

pending as details are due from Government.
adjustment is pending as details are due from Government.
adjustment is pending as details are due from Government.
due from Government.

STATEMENT
STATEMENT SHOWING DETAILS OF INVESTMENTS OF GOVERNMENT IN
STOCK COMPANIES, CO-OPERATIVE BANKS AND

Sl. No.	Name of the concern	Year(s) of investment	Details of investment		Face value of each share
			Type	No. of shares	
			'P' Preference Shares	'O' Ordinary Shares	Rs.
Government Companies - Contd.					
50.	Kerala State Construction Corporation Limited	1974-75 to 1984-85	0	87500	100
51.	Kerala State Bamboo Corporation Limited	1974-75 to 2004-05	0	659378	100
52.	Kerala State Film Development Corporation Limited	1975-76 to 2004-05		1491360	
		2005-06		55000	
		Total	0	<u>1546360</u>	100
53.	Kerala Livestock Development Board Limited	1975-76 to 1998-99	0	732573	100
54.	The Pharmaceutical Corporation (Indian Medicines) Kerala Limited	1975-76 to 2004-05		4515972	10
		2005-06			
		Total	0		
55.	Kerala Shipping and Inland Navigation Corporation Limited	1974-75 to 2004-05		1380945	
		2005-06		50000	
		Total	0	<u>1430945</u>	100

(B) Increased *pro forma* by Rs.4800 thousand *vide* foot note (z) of Statement No.13.

(C) Difference of Rs.32150 thousand is explained below:

(i) Details of shares issued for Rs.30050 thousand are awaited.

(ii) Rs.2100 thousand is under reconciliation.

(D) Difference of Rs.12924 thousand is explained below:-

(i) Rs.17725 thousand represents conversion of loan and value of assets transferred into share capital for which adjustment

(ii) Rs.4801 thousand represents conversion of share capital into to grant-in-aid for which account adjustment is pending.

(E) Difference of Rs.5237 thousand is explained below:

(i) Rs.1963 thousand represents conversion of loan into share capital for which account adjustment is pending as details

(ii) Details of shares issued for Rs.7200 thousand are awaited.

(F) Difference of Rs.3928 thousand is explained below:

(i) Details of shares received for Rs.4000 thousand are awaited.

(ii) Rs.72 thousand is under reconciliation.

NO.14

STATUTORY CORPORATIONS, GOVERNMENT COMPANIES, OTHER JOINT SOCIETIES, ETC., TO THE END OF 2005-06 - *Contd.*

<i>Amount invested to the end of 2005-06</i>	<i>Percentage of Dividend declared Government and credited to Investment to Government the total paid during up capital the year</i>	<i>Remarks</i>
<i>(Rupees in thousand)</i>	<i>(Rupees in thousand)</i>	
8750	100	Loss for the year 2004-05 was Rs.221.87 lakh. The accumulated loss up to 31st March 2005 was Rs.2168.21 lakh.
65938 (B)	100	The loss for the year 2002-2003 was Rs.96.44 lakh. Accumulated loss up to 31st March 2003 was Rs.173.56 lakh.
181286 5500 <hr/> 186786 (C)	100	Loss for the year 2001-02 was Rs.239.69 lakh. The accumulated loss up to 31st March 2002 was Rs.1767.37 lakh.
60333 (D)	100	The profit for the year 2001-02 was Rs.199.50 lakh. The accumulated loss up to 31st March 2002 was Rs.47.32 lakh including prior period adjustment.
46397 4000 <hr/> 50397 (E)	100	The profit for the year 2003-04 was Rs.271.29 lakh.
142023 5000 <hr/> 147023 (F)	99.77	The profit for the year 2003-04 was Rs.18.27 lakh.

is pending.

due from Government.

STATEMENT

**STATEMENT SHOWING DETAILS OF INVESTMENTS OF GOVERNMENT IN
STOCK COMPANIES, CO-OPERATIVE BANKS AND**

<i>Sl. No.</i>	<i>Name of the concern</i>	<i>Year(s) of investment</i>	<i>Details of investment</i>		<i>Face value of each share</i>
			<i>Type</i>	<i>No. of shares</i>	
			<i>'P' Preference Shares</i>		
			<i>'O' Ordinary Shares</i>		Rs.
Government Companies - Contd.					
56.	Kerala State Coconut Development Corporation Limited	1975-76 to 1992-93	0	285051	100
57.	Kerala Small Industries Development Corporation Limited	1961-62 to 2000-01	0	124402	1000
58.	The Rehabilitation Plantations Limited	1976-77 to 1988-89	0	20585	1000
59.	The Kerala State Industrial Products Trading Corporation Limited	1976-77 to 1998-99	0	33900	100
60.	Overseas Development and Employment Promotion Consultants Limited	1977-78 to 2000-01	0	6579	1000
61.	Malabar Cements Limited	1976-77 to 1997-98	0	2599869	100
62.	Kerala Fishermen's Welfare Corporation Limited	1977-78 to 1980-81	0	4200	1000
63.	Foam Mattings (India) Limited	1976-77 to 2001-02	0	515230	100
64.	Kerala State Engineering Works Limited	1977-78 to 1999-2000	0	45641	100

(G) Difference of Rs.57200 thousand is explained below:

(i) Rs.300 thousand represents value of shares received against assets transferred to the company for which account

(ii) Details of shares issued against Rs.57500 thousand are awaited.

(H) Difference of Rs.101 thousand represents cost of work undertaken on behalf of the company treated as share capital

NO.14

STATUTORY CORPORATIONS, GOVERNMENT COMPANIES, OTHER JOINT SOCIETIES, ETC., TO THE END OF 2005-06 - Contd.

<i>Amount invested to the end of 2005-06</i>	<i>Percentage of Dividend declared Government and credited to Investment to Government the total paid during up capital the year</i>		<i>Remarks</i>
<i>(Rupees in thousand)</i>	<i>(Rupees in thousand)</i>		
28505	100		The accumulated loss up to 31st March 1994 was Rs.1137.94 lakh.
181602 (G)	100		Loss for the year 2002-03 was Rs.447.34 lakh. The accumulated loss up to 31st March 2003 was Rs.4095.54 lakh.
20585	60.67	2573	The profit for the year 2004-05 was Rs.526.34 lakh. Dividend relates to the year 2004-05.
3390	100		The loss for the year 2004-05 was Rs.28.52 lakh.
6579	100	1053	The profit for the year 2004-05 was Rs.51.05 lakh. Dividend relates to the year 2004-05.
260088 (H)	100		The profit for the year 2004-05 was Rs.336.94 lakh.
4200	100		The company is under liquidation. The accumulated loss up to 31st March 1983 was Rs.100.39 lakh. The activities transferred to Kerala State Co-operative Federation for Fisheries Development (MATSYAFED).
51523	100		The profit for the year 2003-04 was Rs.2.16 lakh.
4564	100		Under liquidation from 13th September 1985. Liquidation proceedings under finalisation. The accumulated loss up to 31st March 1992 was Rs.150.92 lakh.

adjustment is pending.

contribution for which shares are due.

STATEMENT
STATEMENT SHOWING DETAILS OF INVESTMENTS OF GOVERNMENT IN
STOCK COMPANIES, CO-OPERATIVE BANKS AND

Sl. No.	Name of the concern	Year(s) of investment	Details of investment		Face value of each share
			Type	No. of shares	
					Rs.
Government Companies - Contd.					
65.	Metropolitan Engineering Company Limited	1980-81 to	P	5903	10
		1995-96	O	2481434	10
		Total		<u>2487337</u> (I)	
66.	The Kerala State Handicapped Persons' Welfare Corporation Limited	1978-79 to			
		2003-04	O	205700	100
		2005-06			
		Total			
67.	Kerala Artisans' Development Corporation Limited	1981-82 to			
		1998-99	O	195314	100
68.	Kerala State Beverages (Manufacturing and Marketing) Corporation Limited	1983-84 to			
		1987-88	O	10250	1000
69.	Kerala State Development Corporation for the welfare of Christian Converts from Scheduled Castes and the Recommended Communities Limited	1982-83 to			
		2004-05		1379693	
		2005-06			
		Total	O		100
70.	Oil Palm India Limited	1978-79 to			
		1995-96	O	67947	1000
71.	Transformers and Electricals Kerala Limited	1964 to			
		1995-96	O	11194138	10
72.	The Metal Industries Limited	1958 to	O	1403759	10
		1998-99	P	773	25

(I) Includes 69137 shares held by Metropolitan Engineering Industrial Co-operative Society Limited transferred to Government

(J) Details of shares received for Rs.1050 thousand are awaited.

(K) Difference of Rs.100 thousand is under reconciliation.

(L) (i) Increased *pro forma* by Rs.2750 thousand *vide* footnote (A) of Statement No.13.

(ii) Difference of Rs.2510 thousand is explained below.

(1) Details of shares received for Rs.2750 thousand are awaited.

(2) Difference of Rs.240 thousand is under reconciliation.

(M) Details of shares issued for Rs.30,000 thousand are awaited.

(N) Difference of Rs.24 thousand represents amount paid as interest and court expenses.

(O) Difference of Rs.9381 thousand represents conversion of loan and interest into share capital for which account adjustment

**NO.14
STATUTORY CORPORATIONS, GOVERNMENT COMPANIES, OTHER JOINT
SOCIETIES, ETC., TO THE END OF 2005-06 - Contd.**

<i>Amount invested to the end of 2005-06</i>	<i>Percentage of Dividend declared Government and credited to Investment to Government the total paid during up capital the year</i>		<i>Remarks</i>
<i>(Rupees in thousand)</i>	<i>(Rupees in thousand)</i>		
25232 (J)	99.99		Loss for the year 2000-01 was Rs.30.75 lakh. The accumulated loss up to 31st March 2001 was Rs.930.37 lakh.
20170 (K)	100		The accumulated loss up to 31st March 1995 was Rs.59.19 lakh.
500			
<u>20670</u>			
22042 (L)	100		Loss for the year 2000-01 was Rs.22.77 lakh. The accumulated loss up to 31st March 2001 was Rs.217.40 lakh.
10250	100	30750	The profit for the year 2001-02 was Rs.2282.16 lakh. Dividend relates to the year 2001-02.
137969			
30000			
<u>167969 (M)</u>	100		The accumulated loss up to 31st March 1993 was Rs.49.01 lakh.
62032	57.64	6795	The amount invested represents purchase price. The profit for the year 2004-05 was Rs.1270.46 lakh. Dividend relates to the year 2004-05.
111965 (N)	82.46		Profit for the year 2004-05 was Rs.609.43 lakh. The accumulated loss up to 31st March 2005 was Rs.5148.76 lakh including prior period adjustment.
4676 (O)	95		Loss for the year 2004-05 was Rs.28.66 lakh. The accumulated loss up to 31st March 2005 was Rs.173.31 lakh.

for a nominal value of Rs.100.

is pending.

STATEMENT

**STATEMENT SHOWING DETAILS OF INVESTMENTS OF GOVERNMENT IN
STOCK COMPANIES, CO-OPERATIVE BANKS AND**

Sl. No.	Name of the concern	Year(s) of investment	Details of investment		Face value of each share
			Type	No. of shares	
Government Companies - Contd.					
73.	Kerala Agro Machinery Corporation Limited	1985-86 to 1989-90	0	161460 (P)	100
74.	Meat Products of India Limited	1985-86 to 1993-94	0	135541 (Q)	100
75.	Kerala State Palmyrah Products Development and Workers' Welfare Corporation Limited	1985-86 to 1997-98	0	8700	1000
76.	Kerala Special Refractories Limited	1980-81 to 1989-90	0	29123	1000
77.	Kerala State Women's Development Corporation Limited	1987-88 to 2004-05 2005-06 Total	0	640663 (#)	100
78.	Kerala Clays and Ceramic Products Limited	Up to 1995-96	0	131815	100
79.	Kerala State Horticultural Products Development Corporation Limited	1989-90 to 2004-05 2005-06 Total	0	522660 5000 <u>527660</u>	100
80.	Kerala Hi-tech Industries Limited	1989-90 to 2004-05 Total	0	205599 <u>205599</u>	1000
81.	Kerala School Teachers and Non-Teaching Staff Welfare Corporation Limited	1984	0	5000	1000

(P) Includes 117000 shares held by Kerala Agro Industries Corporation Limited transferred to Government for a nominal value of Re.1.

(Q) Includes 37649 shares held by Kerala Agro Industries Corporation Limited transferred to Government for a nominal value of Re.1.

(#) Increased by 370663 consequent on revised details furnished by Government.

(R) Details of shares received for Rs.14809 thousand are awaited.

(S) Details of shares received for Rs.2500 thousand are awaited.

(T) Difference of Rs.One thousand represents advance share capital.

NO.14

STATUTORY CORPORATIONS, GOVERNMENT COMPANIES, OTHER JOINT SOCIETIES, ETC., TO THE END OF 2005-06 - Contd.

<i>Amount invested to the end of 2005-06</i>	<i>Percentage of Dividend declared Government and credited to Investment to Government the total paid during up capital the year</i>		<i>Remarks</i>
<i>(Rupees in thousand)</i>	<i>(Rupees in thousand)</i>		
4446	100	4844	The profit during 2004-05 was Rs.726.23 lakh. Dividend relates to the year 2003-04.
9789	74.84		Loss for the year 2002-03 was Rs.44.75 lakh. The accumulated loss up to 31st March 2003 was Rs.633.70 lakh. Profit for the year 2003-04 was Rs.2.92 lakh. The accumulated loss up to 31st March 2004 was Rs.20.87 lakh.
8700	100		Under liquidation from 16th March 1996. The accumulated loss up to 31st March 1997 was Rs. 208.10 lakh.
29123	100		The accumulated loss up to 31st March 1995 was Rs.31.09 lakh.
67875	82		
11000			
<u>78875</u> (R)			
13182	100	1977	Dividend relates to the year 2004-05.
52266	100		Loss for the year 1998-99 was Rs.10.36 lakh. The accumulated loss up to 31st March 1999 was Rs.192.07 lakh.
3000			
<u>55266</u> (S)			
205600			Profit for the year 2003-04 was Rs.16.70 lakh. The accumulated loss up to 31st March 2004 was Rs.1618.23 lakh.
<u>205600</u> (T)	100		
5000	100		The loss for the year 2003-04 was Rs.5.64 lakh. The accumulated loss up to 31st March 2004 was Rs.116.12 lakh including prior period adjustment.

STATEMENT

**STATEMENT SHOWING DETAILS OF INVESTMENTS OF GOVERNMENT IN
STOCK COMPANIES, CO-OPERATIVE BANKS AND**

Sl. No.	Name of the concern	Year(s) of investment	Details of investment		Face value of each share
			Type	No. of shares	
Government Companies - Contd.					
82.	Tourist Resorts (Kerala) Limited	1989-90 to 2004-05 2005-06		2331500	
		Total	0	<u>2331500</u>	100
83.	The Travancore Cements Limited	1945 to 1990-91	0	256645	10
84.	Kerala State Poultry Development Corporation Limited	1989-90 to 1992-93	0	3500	1000
85.	Konkan Railway Corporation Limited	1990-91 to 1997-98	0	480000	1000
86.	Kerala Police Housing and Construction Corporation Limited	1990-91 to 1994-95 2005-06	0	60300 60300	1000
87.	Kerala State Mineral Development Corporation Limited	1991-92 to 1995-96	0	125666	100
88.	Kerala Transport Development Finance Corporation Limited	1991-92 to 2002-03	0	438300	1000
89.	Steel Complex Limited	1995-96	0	3000000	10
90.	Kerala State Backward Classes Development Corporation	1995-96 to 2004-05 2005-06		4176000 430000	
		Total	0	<u>4606000</u>	100

(U) Details of shares received for Rs.100000 thousand are awaited.

(V) Difference of Rs.6500 thousand represents advance share capital.

(W) Difference of Rs.47580 thousand is explained below:

(i) Rs.57600 thousand represents value of shares wrongly issued against land transferred to the company for construction

(ii) Details of shares received for Rs.3382 thousand are awaited.

(iii) Rs.6638 thousand is under reconciliation.

NO.14

STATUTORY CORPORATIONS, GOVERNMENT COMPANIES, OTHER JOINT SOCIETIES, ETC., TO THE END OF 2005-06 - *Contd.*

<i>Amount invested to the end of 2005-06</i>	<i>Percentage of Dividend declared Government and credited to Investment to Government the total paid during up capital the year</i>		<i>Remarks</i>
<i>(Rupees in thousand)</i>	<i>(Rupees in thousand)</i>		
313150 20000 <hr/> 333150 (U)	87.52		A subsidiary of Kerala Tourism Development Corporation Limited. The profit for the year 2004-05 was Rs.123.18 lakh.
2736	51.33		The amount invested represents purchase price. The loss for the year 2004-05 was Rs.264.54 lakh. The accumulated loss up to 31st March 2005 was Rs.480.15 lakh.
10000 (V)	100		Loss for the year 2002-03 was Rs.6.76 lakh. The accumulated loss up to 31st March 2003 was Rs.359.12 lakh.
480000	6.12		This is a Government of India Company.
12220 500 <hr/> 12720 (W)	100		The loss for the year 2002-03 was Rs. 34.38 lakh.
12566	100		Loss for the year 2004-05 was Rs.4.79 lakh. The accumulated loss up to 31st March 2005 was Rs.41.14 lakh.
438300	100	4859	Profit for the year 2003-04 was Rs.373.18 lakh. Dividend relates to the year 2003-04.
30000	42.86		Loss for the year 2004-05 was Rs.263.17 lakh. The accumulated loss up to 31st March 2005 was Rs.5027.03 lakh.
420600 40000 <hr/> 460600	100		

of a building. Cancellation of the shares pending.

STATEMENT

**STATEMENT SHOWING DETAILS OF INVESTMENTS OF GOVERNMENT IN
STOCK COMPANIES, CO-OPERATIVE BANKS AND**

Sl. No.	Name of the concern	Year(s) of investment	Details of investment		Face value of each share
			Type	No. of shares	
Government Companies - Contd.					
91.	National Minorities Development and Finance Corporation	1995-96 to 2004-05		12500	1000
		2005-06 Total	0	<u>12500</u>	
92.	Kerala Feeds Limited	1995-96 to 1998-99	0	21090	10000
93.	Kerala State Maritime Development Corporation Limited	1995-96 to 2002-03		82899	1000
94.	Bekal Resorts Development Corporation Limited	1995-96 to 2004-05		38790142	10
		2005-06 Total	0	<u>38790142</u>	
95.	Kerala State Wood Industries Limited	1982-83 to 2004-05	0	74776	100
96	Autokast Limited	1998-99 to 2001-02	0	1797000	100
97	Kerala Power Finance Corporation Limited	1998-99 to 2000-01	0	13900000	10

(Y) Details of shares received for Rs.90000 thousand are awaited.

(Z) Difference of Rs.3500 thousand represents the value of shares received against the land transferred to the company for

(aa) Difference of Rs.5672 thousand is under reconciliation.

(bb) Difference of Rs.31599 thousand is explained below:

(i) Details of shares received for Rs.42000 thousand are awaited.

(ii) Rs.10401 thousand is under reconciliation.

(cc) Details of shares received for Rs.6000 thousand are awaited.

(dd) Difference of Rs.169700 thousand is under reconciliation.

NO.14

STATUTORY CORPORATIONS, GOVERNMENT COMPANIES, OTHER JOINT SOCIETIES, ETC., TO THE END OF 2005-06 - *Contd.*

<i>Amount invested to the end of 2005-06</i>	<i>Percentage of Dividend declared Government and credited to Investment to Government the total paid during up capital the year</i>		<i>Remarks</i>
<i>(Rupees in thousand)</i>	<i>(Rupees in thousand)</i>		
82500 20000 <hr/> 102500 (Y)			This is a Government of India Company.
207400 (z)	76.96	5272	Profit for the year 2004-05 was Rs.792.28 lakh. Dividend relates to the year 2004-05.
88571 (aa)	100		The accumulated loss up to 31st March 2004 was Rs.297.18 lakh.
399500 20000 <hr/> 419500 (bb)	100		The loss for the year 2004-05 was Rs.42.16 lakh. Accumulated loss up to 31st March 2005 was Rs. 53.14 lakh.
13478 (cc)	43.99		A subsidiary of Kerala Forest Development Corporation Limited. The accumulated loss up to 31st March 1990 was Rs.653.68 lakh. Company is under lockout from 1.6.93.
10000 (dd)	100		A subsidiary of Steel Industrials Kerala Limited. The accumulated loss up to 31st March 2004 was Rs.12407.84 lakh.
139000	59.40	2929	The profit for the year 2003-04 was Rs.355.22 lakh. Dividend relates to the year 2004-05.

which account adjustment is pending.

STATEMENT

**STATEMENT SHOWING DETAILS OF INVESTMENTS OF GOVERNMENT IN
STOCK COMPANIES, CO-OPERATIVE BANKS AND**

Sl. No.	Name of the concern	Year(s) of investment	Details of investment		Face value of each share
			Type	No. of shares	
			'P' Preference Shares		Rs.
			'O' Ordinary Shares		
Government Companies - Concl'd.					
98	Roads and Bridges Development Corporation of Kerala Limited	1999-00 to 2004-05		9425000	100
99	Kerala State Ex-servicemen Development and Rehabilitation Corporation	2002-03		5000 (ee)	
Total - Government Companies					
Other Joint Stock Companies					
100	Cochin International Airport Limited	1995-96 to 2002-03	0	49340000	10
101	ROOTS-NRK Development Initiative	2003-04			
102	The Travancore Electro-Chemical Industries Limited	1945, 1958 1979-80 and 1982-83	0	14000	100
103	Travancore Ogale Glass Manufacturing Company Limited	1942 and 1946	0	22000	10
104	Punalur Paper Mills Limited	1944 to 1975-76	0	123030	10
105	The Aluminium Industries Limited	1946 to 1966-67	0	45714	10
106	The Travancore Rayons Limited	1945 to 1990-91	P 0	75000 1571250	10
107	Mettur Beardsell Limited	1948, 1951 and 1969-70	0	1800	100
108	Periakaramala Tea and Produce Company Limited	1948 to 1979-80	0	65993	2

(ee) Included as per the revised details furnished by Government.

(ff) Details of shares received for Rs.15000 thousand are awaited.

(gg) Details of shares received are awaited.

(hh) Difference of Rs. One thousand is due to rounding.

NO.14

STATUTORY CORPORATIONS, GOVERNMENT COMPANIES, OTHER JOINT SOCIETIES, ETC., TO THE END OF 2005-06 - *Contd.*

<i>Amount invested to the end of 2005-06 (Rupees in thousand)</i>	<i>Percentage of Dividend declared Government and credited to Investment to Government the total paid during up capital the year (Rupees in thousand)</i>		<i>Remarks</i>
94250	100		The profit for the year 2003-04 was Rs.39.85 lakh.
5000 (ee)	100		The accumulated loss for the year 2001-02 was Rs.4.12 lakh.
<u>13146816</u>		<u>111699</u>	
508400 (ff)	33.36	49340	Dividend relates to the year 2004-05.
5200 (gg)			
1400	6		The amount invested represents purchase price.
242	8.80		The amount invested represents purchase price and value of bonus shares.
1327	4.84		The amount invested represents purchase price.
321 (hh)	1.69		
16463	36.67		The amount invested represents purchase price and value of bonus shares.
358 (hh)	1.19		
259	1.42		The amount invested represents purchase price and value of bonus shares.

STATEMENT

**STATEMENT SHOWING DETAILS OF INVESTMENTS OF GOVERNMENT IN
STOCK COMPANIES, CO-OPERATIVE BANKS AND**

Sl. No.	Name of the concern	Year(s) of investment	Details of investment		Face value of each share
			Type	No. of shares	
					Rs.
Other Joint Stock Companies-Contd.					
109	The Mec Leod Russel and Company Limited	1942 to 1946	P O	11060 4620	Pound 1
110	James Finlay and Company Limited	1943 to 1946	P O	3810 2550	1
111	The Indian Aluminium Company Limited	1956 to 2002-03	O	201240	2 (jj)
112	Binny Limited	1946 and 1966-67	O	840	100
113	The Tata Iron and Steel Company Limited	1948 to 2004-05	P O	735 403	100
114	The Tata Oil Mills Company Limited	1948	P	2500	100
115	The Elphinstone Spinning and Weaving Mills Company Limited	1948	P	605	100
116	The Gokak Patel Volkart Limited	1948 to 1979-80	O	3999	100
117	The Kohinoor Mills Limited	1948	O	444	100
118	Coats Viella (India) Limited	1948 to 1983-84	O	136000	10
119	The Lakshmi Mills Company Limited	1948 to 1967-68	P O	2270 2270	50 25
120	Tata Engineering and Locomotive Company Limited	1948, 1995-96 and 1996-97	O P	273 489	100 100
121	Ahamedabad Manufacturing and Calico Printing Factory Limited	1948 to 1979-80	O	105	125

(ii) Difference of Rs. One thousand is due to rounding.

(jj) According to the details furnished by Government consequent on reduction of share capital for every share of Rs.10 each, share of face value Rs.2 each was issued in March 2005.

NO.14

STATUTORY CORPORATIONS, GOVERNMENT COMPANIES, OTHER JOINT SOCIETIES, ETC., TO THE END OF 2005-06 - *Contd.*

<i>Amount invested to the end of 2005-06</i>	<i>Percentage of Dividend declared Government and credited to Investment to Government the total paid during up capital the year</i>		<i>Remarks</i>
<i>(Rupees in thousand)</i>	<i>(Rupees in thousand)</i>		
406 (ii)	1.20		The amount invested represents purchase price.
105	0.54		The amount invested represents purchase price.
1683	0.28	575	The amount invested represents purchase price and value of bonus shares. Dividend relates to the year 2004-05.
149	0.04		The amount invested represents purchase price and value of bonus shares.
205	0.02	161	The amount invested represents purchase price and value of bonus shares. Dividend relates to the year 2004-05.
270	0.70		The amount invested represents purchase price.
82	1.10		The amount invested represents purchase price.
747	1.23	400	The amount invested represents purchase price and value of bonus shares. Dividend relates to the year 2003-04.
288	0.39		The amount invested represents purchase price.
2267	0.94		The amount invested represents purchase price and value of bonus shares.
266	1.06	51	The amount invested represents purchase price. Dividend relates to the year 2003-04.
113			The amount invested represents purchase price and value of bonus shares. Dividend relates to the year 2003-04.
20	0.81		The amount invested represents purchase price and value of bonus shares.

STATEMENT

**STATEMENT SHOWING DETAILS OF INVESTMENTS OF GOVERNMENT IN
STOCK COMPANIES, CO-OPERATIVE BANKS AND**

Sl. No.	Name of the concern	Year(s) of investment	Details of investment		Face value of each share
			Type	No. of shares	
					Rs.
Other Joint Stock Companies-Contd.					
122	Regional Rural Banks	1976-77 to 1997-98	0	30000	100
123	The Vaniampara Rubber Company Limited	1919(A Class)		150	50
		(B Class)	0	150	10
124	KAR Mobiles Limited (Formerly KAR Valves Limited)	1936 to 2004-05	0	37500	10
125	The Cochin Malleables (Private) Limited	1958	P	852	100
			O	8510	10
126	Premier Tyres Limited	1960 to 1975-76	0	67446	100
127	Central Banking Corporation of Travancore Limited	1946	P	5000	25
128	State Bank of India	1946 to 1993-94	0	11116	100
129	State Bank of Travancore	1961 and 1995-96	0	52500	100
130	Kerala Industrial and Technical Consultancy Organisation Limited	1972-73 to 1980-81	0	66	1000
131	Appollo Tyres Limited	1975-76 and 1976-77	0	500000	10
132	Geovanola Binny Limited	1986-87			
133	Kunnathara Textiles Limited	1977-78 to 1994-95	0	220000	10

(kk) Details of shares received for Rs.9621 thousand are awaited.

(ll) Difference of Rs.one thousand is due to rounding.

(mm) Difference of Rs.14930 thousand represents advance share capital.

NO.14

STATUTORY CORPORATIONS, GOVERNMENT COMPANIES, OTHER JOINT SOCIETIES, ETC., TO THE END OF 2005-06 - *Contd.*

<i>Amount invested to the end of 2005-06 (Rupees in thousand)</i>	<i>Percentage of Government Investment to the total paid up capital</i>	<i>Dividend declared and credited to Government during the year (Rupees in thousand)</i>	<i>Remarks</i>
12621 (kk)			
9	3.24		
432	1.67	244	The amount invested represents purchase price and value of bonus shares. Dividend relates to the year 2004-05.
170			Under liquidation from 16th September 1974.
6000	0.05		The amount invested represents purchase price.
12			Under liquidation from 28th May 1962. Rs.113 thousand has been realised in 1995-96.
4082 (ll)		1270	The amount invested represents purchase price. Dividend relates to the year 2004-05.
15741	1.05	3937	The amount invested represents purchase price. Dividend relates to the year 2004-05.
66		6	Dividend relates to the year 2004-05.
5000	0.01	2250	Dividend relates to the year 2003-04.
5			The company has been wound up as per orders of High Court dated 15th December 1982. The FACT Limited has taken possession of the property.
17130 (mm)	56.36		Became a Joint Stock Company during 1998-99.

STATEMENT

**STATEMENT SHOWING DETAILS OF INVESTMENTS OF GOVERNMENT IN
STOCK COMPANIES, CO-OPERATIVE BANKS AND**

Sl. No.	Name of the concern	Year(s) of investment	Details of investment Type No. of shares		Face value of each share
			'P' Preference Shares	'O' Ordinary Shares	Rs.
Other Joint Stock Companies-Concl.					
134.	Tata Telecom Limited	1995-96	0	21333	10
135.	Nadukkara Agro Processing Company Limited	2002-03 2005-06 Total			
136.	Vegetable and Fruit Promotion Council, Keralam	2002-03			
Total - Other Joint Stock Companies					
Co-operative Banks and Societies (qq)					
	Credit Co-operatives	Up to 2004-05 2005-06 Total			
	Housing Co-operatives	Up to 2004-05 2005-06 Total			
	Labour Co-operatives	Up to 2004-05 2005-06 Total			
	Farming Co-operatives	Up to 2004-05			
	Warehousing and Marketing Co-operatives	Up to 2004-05 2005-06 Total			
	Processing Co-operatives	Up to 2004-05 2005-06 Total			

(nn) See foot note (v(ii)) of this statement.

(oo) Details of shares for Rs.127 thousand are awaited.

(pp) Details of shares for Rs.90 thousand are awaited.

(qq) Society-wise details are not available completely.

NO.14

STATUTORY CORPORATIONS, GOVERNMENT COMPANIES, OTHER JOINT SOCIETIES, ETC., TO THE END OF 2005-06 - *Contd.*

<i>Amount invested to the end of 2005-06</i>	<i>Percentage of Dividend declared Government and credited to Investment to Government the total paid during up capital the year</i>	<i>Remarks</i>
<i>(Rupees in thousand)</i>	<i>(Rupees in thousand)</i>	
(nn)	95	Dividend relates to the year 2004-05.
127 (oo)		
700		
<u>827</u>		
90 (pp)		
<u>602756</u>	<u>58329</u>	
670843	9094	
17621		
<u>688464</u>		
193741	276	
12788		
<u>206529</u>		
513	152	
391	1598	
269527		
16503		
<u>286030</u>		
194364		
14971		
<u>209335</u>		

STATEMENT

**STATEMENT SHOWING DETAILS OF INVESTMENTS OF GOVERNMENT IN
STOCK COMPANIES, CO-OPERATIVE BANKS AND**

Sl. No.	Name of the concern	Year(s) of investment	Details of investment		Face value of each share
			Type	No. of shares	
			'P' Preference Shares	'O' Ordinary Shares	Rs.
Co-operative Banks and Societies -Concl.					
	Fishermen's Co-operatives	Up to 2002-03			
	Co-operative Sugar Mills	Up to 1985-86			
	Co-operative Spinning Mills	Up to 2003-04			
	Medical Co-operatives	Up to 2004-05			
	Poultry Co-operatives	1998-99			
	Dairy Co-operatives	Up to 1990-91			
	Industrial Co-operatives	Up to 2004-05 2005-06 Total			
	Consumer Co-operatives	Up to 2004-05 2005-06 Total			
	Other Co-operatives	Up to 2004-05 2005-06 Total			
Total - Co-operative Banks and Societies					
Grand Total					

(rr) Increased *pro forma* by Rs.2606 thousand *vide* foot note (b) of Statement No.13.

(ss) (i) Decreased *pro forma* by Rs.25328 thousand *vide* foot note (B) of Statement No.13.

(ii) Increased by Rs.19047 thousand being the investment in Industrial Co-operatives recorded under '4851-109-Composite Village and

(iii) Difference of Rs. One thousand is due to rounding.

(tt) Represents refund of shares.

(uu) Excludes Rs. 70967 thousand being expenditure incurred for the development of infrastructure facilities to Kannur Airport and

(vv) Excludes Rs.185 thousand credited under '0050 Dividends and Profits' which could not be shown against the respective

NO.14

STATUTORY CORPORATIONS, GOVERNMENT COMPANIES, OTHER JOINT SOCIETIES, ETC., TO THE END OF 2005-06 - Concl'd.

<i>Amount invested to the end of 2005-06</i>	<i>Percentage of Dividend declared Government and credited to Investment to Government the total paid during up capital the year</i>	<i>Remarks</i>
<i>(Rupees in thousand)</i>	<i>(Rupees in thousand)</i>	
212226		
6166		
394330		
2606 (rr)		
980		
1111		
993719 (ss)		
18375		
<u>1012094</u>		
385402		
-776 (tt)	403	
<u>384626</u>		
1499275	198	
11356		
<u>1510631</u>		
<u>4916032</u>	<u>11721</u>	
<u>21400396 (uu)</u>	<u>181749 (vv)</u>	

Small Industries Co-operatives' omitted to be included in the Finance Accounts 2004-05.

Rs.350000 thousand being expenditure incurred for Thiruvananthapuram Airport Development Society institutions for want of details.

STATEMENT No.15
STATEMENT SHOWING CAPITAL AND OTHER EXPENDITURE (OTHER THAN ON
REVENUE ACCOUNT) TO THE END OF 2005-06 AND THE PRINCIPAL SOURCES
FROM WHICH FUNDS WERE PROVIDED FOR THAT EXPENDITURE

<i>Heads</i>	<i>On 1st April 2005</i>	<i>During the year 2005-06</i>	<i>On 31st March 2006</i>
<i>(Rupees in crore)</i>			
CAPITAL AND OTHER EXPENDITURE			
Capital Expenditure -			
Public Works	475.11	68.22	543.33
Other General Services	47.61	1.61	49.22
Education, Sports, Art and Culture	404.46	40.70	445.16
Health and Family Welfare	432.21 (a)	58.07	490.28
Water Supply, Sanitation, Housing and Urban Development	336.95	5.10	342.05
Information and Broadcasting	0.30		0.30
Welfare of Scheduled Castes, Scheduled Tribes and Other Backward Classes	213.48	24.19	237.67
Social Welfare and Nutrition	25.24	4.22	29.46
Other Social Services	3.68	0.65	4.33
Agriculture and Allied Activities	805.49	43.70	849.19
Special Areas Programme	3.02		3.02
Irrigation and Flood Control	3125.95	208.37	3334.32
Energy	7.88		7.88
Industry and Minerals	1241.97 (b)	31.24	1273.21
Transport	2983.74	310.99	3294.73
General Economic Services	182.72 (c)	19.89	202.61
Total - Capital Expenditure	10289.81 (d)	816.95	11106.76
Loans and Advances -			
Loans and Advances for various Services -			
General Services	1.96		1.96
Education, Sports, Art and Culture	9.41	-0.01	9.40
Health and Family Welfare	65.19	1.25	66.44
Water Supply, Sanitation, Housing and Urban Development	828.45	105.28	933.73
Welfare of Scheduled Castes, Scheduled Tribes and Other Backward Classes	5.83	-0.06	5.77
Social Welfare and Nutrition	2.92	0.58	3.50
Other Social Services	0.95	-0.03	0.92
Agriculture and Allied Activities	456.42	15.33	471.75
Rural Development	0.58	-0.02	0.56
Special Areas Programme	0.29		0.29
Irrigation and Flood Control			
Energy	2577.80	66.28	2644.08
Industry and Minerals	1066.50 (e)	53.83	1120.33

(a) Increased *pro forma* by Rs.0.26 crore *vide* foot note (b) of Statement No.13.

(b) Decreased *pro forma* by Rs. 88.97 crore *vide* foot notes (v) and (G) of Statement No.13

(c) Decreased *pro forma* by Rs.136.10 crore *vide* foot note (oo) of Statement No.13.

(d) Decreased *pro forma* by Rs.224.81 crore *vide* foot notes (a),(b) and (c) of this statement.

(e) Increased *pro forma* by Rs.66.55 crore *vide* foot note (C) of Statement No.18.

STATEMENT No.15
STATEMENT SHOWING CAPITAL AND OTHER EXPENDITURE (OTHER THAN ON
REVENUE ACCOUNT) TO THE END OF 2005-06 AND THE PRINCIPAL SOURCES
FROM WHICH FUNDS WERE PROVIDED FOR THAT EXPENDITURE - Concl'd.

<i>Heads</i>	<i>On 1st April 2005</i>	<i>During the year 2005-06 (Rupees in crore)</i>	<i>On 31st March 2006</i>
CAPITAL AND OTHER EXPENDITURE - Concl'd.			
Loans and Advances - Concl'd.			
Transport	85.12	4.97 (f)	90.09
General Economic Services	1.98		1.98
Loans to Government Servants, etc.	121.14	-26.78	94.36
Miscellaneous Loans	0.02		0.02
Total - Loans and Advances	5224.56 (g)	220.62	5445.18
Total - Capital and Other Expenditure	15514.37 (h)	1037.57	16551.94
<i>Deduct-</i> (i) Contribution from Contingency Fund	15.00	-15.00	
(ii) Contribution from Miscellaneous Capital Receipts	14.71		14.71
Net - Capital and Other Expenditure	15484.66	1052.57 (i)	16537.23
PRINCIPAL SOURCES OF FUNDS -			
Debt -			
Internal Debt of the State Government	21676.23	3994.49	25670.72
Loans and Advances from the Central Government	5410.82	6.58	5417.40
Small Savings, Provident Funds, etc.	14790.83	50.10	14840.93
Total - Debt	41877.88	4051.17	45929.05
Other Receipts -			
Contingency Fund	84.96	12.89	97.85
Reserve Funds	321.72	117.74	439.46
Deposits and Advances	1496.49	-28.64	1467.85
Suspense and Miscellaneous	-32.79	374.21	341.42
Remittances	-422.61	-37.11	-459.72
Total - Other Receipts	1447.77	439.09	1886.86
Total - Debt and Other Receipts	43325.65	4490.26	47815.91
<i>Deduct-</i> (i) Cash balance	-107.31	163.16	55.85
(ii) Investments	17.01	145.38	162.39
Net - Provision of Funds	43415.95	4181.72 (i)	47597.67

(f) Excludes Rs. 15.00 crore spent out of an advance from Contingency Fund obtained during 2004-2005 and recouped to the Fund during the year, *vide* foot note (F) of Statement No.18.

(g) Increased *pro forma* by Rs.66.55 crore *vide* foot note (e) of this statement.

(h) Decreased *pro forma* by Rs. 158.26 crore *vide* foot notes (d) and (g) of this statement.

(i) Difference of Rs.3129.15 crore between 'Net Capital and Other expenditure' and the 'Net Provision of funds' during the year 2005-06 is explained below:-

	(Rupees in crore)	
Revenue Deficit	3129.15	
Amount adjusted under the head '8680 Miscellaneous Government Account'	..	(Amount negligible)
Total	3129.15	

B. DEBT, CONTINGENCY FUND
STATEMENT
DETAILED STATEMENT OF RECEIPTS, DISBURSEMENTS
RELATING TO DEBT, CONTINGENCY

Head of Account

PART I--CONSOLIDATED FUND

A to C--Receipt Heads (Revenue Account) (a)

A to D--Expenditure Heads (Revenue Account) (a)

Receipt Heads(Capital Account) (a)

A to D--Expenditure Heads (Capital Account) (a)

(vide Statement nos. 11 and 12)

E. Public Debt--

6003	Internal Debt of the State Government
6004	Loans and Advances from the Central Government
	Total--E. Public Debt (b)

F. Loans and Advances--

6075	Loans for Miscellaneous General Services
6202	Loans for Education, Sports, Art and Culture
6210	Loans for Medical and Public Health
6215	Loans for Water Supply and Sanitation
6216	Loans for Housing
6217	Loans for Urban Development
6225	Loans for Welfare of Scheduled Castes, Scheduled Tribes and Other Backward Classes
6235	Loans for Social Security and Welfare
6245	Loans for Relief on account of Natural Calamities
6250	Loans for Other Social Services
6401	Loans for Crop Husbandry
6402	Loans for Soil and Water Conservation
6403	Loans for Animal Husbandry
6404	Loans for Dairy Development
6405	Loans for Fisheries
6406	Loans for Forestry and Wildlife
6408	Loans for Food, Storage and Warehousing
6425	Loans for Co-operation
6515	Loans for Other Rural Development Programmes
6575	Loans for Other Special Areas Programmes
6801	Loans for Power Projects
6851	Loans for Village and Small Industries
6853	Loans for Non-Ferrous Mining and Metallurgical Industries

(a) These heads close to Government Account *vide* explanatory note 5 of Statement no.8.

(b) A detailed account is given in Statement no.17 at pages 274 to 279.

(c) Minus credit is due to rectification of misclassification of earlier years.

AND PUBLIC ACCOUNT
No. 16
AND BALANCES UNDER HEADS OF ACCOUNT
FUND AND PUBLIC ACCOUNT

<i>Opening balance</i>		<i>Receipts</i>	<i>Disbursements</i>	<i>Closing balance</i>	
		<i>(Rupees in thousand)</i>			
		152945273			
			184236837		
			8169476		
Cr.	216762227	113664821	73719861	Cr.	256707187
Cr.	54108293	6032856	5967124	Cr.	54174025
Cr.	270870520	119697677	79686985	Cr.	310881212
Dr.	19567	Dr.	19567
Dr.	94114	84	..	Dr.	94030
Dr.	651827	6	12500	Dr.	664321
Dr.	5942251	..	960400	Dr.	6902651
Dr.	944345	-16062 (c)	47838	Dr.	1008245
Dr.	1397917	9315	37891	Dr.	1426493
Dr.	58320	1404	772	Dr.	57688
Dr.	27513	722	6500	Dr.	33291
Dr.	1669	Dr.	1669
Dr.	9532	300	..	Dr.	9232
Dr.	223256	16	26051	Dr.	249291
Dr.	22515	25	..	Dr.	22490
Dr.	2019	Dr.	2019
Dr.	12846	Dr.	12846
Dr.	644461	50031	40000	Dr.	634430
Dr.	73930	..	3000	Dr.	76930
Dr.	1705342	10539	53654	Dr.	1748457
Dr.	1879790	91833	183056	Dr.	1971013
Dr.	5793	162	..	Dr.	5631
Dr.	2867	Dr.	2867
Dr.	25777988	..	662800	Dr.	26440788
Dr.	2680768	43230	105464	Dr.	2743002
Dr.	8471	Dr.	8471

**STATEMENT
DETAILED STATEMENT OF RECEIPTS, DISBURSEMENTS
RELATING TO DEBT, CONTINGENCY**

Head of Account

PART I--CONSOLIDATED FUND-- *Concl'd.*

F. Loans and Advances -- *Concl'd.*

6854	Loans for Cement and Non-Metallic Mineral Industries
6857	Loans for Chemical and Pharmaceutical Industries
6858	Loans for Engineering Industries
6859	Loans for Telecommunication and Electronic Industries
6860	Loans for Consumer Industries
6885	Other Loans to Industries and Minerals
7051	Loans for Ports and Lighthouses
7052	Loans for Shipping
7053	Loans for Civil Aviation
7055	Loans for Road Transport
7056	Loans for Inland Water Transport
7452	Loans for Tourism
7465	Loans to General Financial and Trading Institutions
7475	Loans for Other General Economic Services
7610	Loans to Government Servants, etc.
7615	Miscellaneous Loans
	Total -- F. Loans and Advances

Total--Part I--Consolidated Fund -- Receipts/Disbursements

PART II--CONTINGENCY FUND

8000 Contingency Fund--

201	Appropriation from the Consolidated Fund
202	Family Welfare
203	Loans for Road Transport
204	Crop Husbandry
205	Village and Small Industries
	Total--Contingency Fund
	Total--Part II--Contingency Fund

(d) Minus credit is due to rectification of misclassification of earlier years.

(e) Increased *pro forma* by Rs.665573 thousand *vide* foot note (C) in Statement No.18.

(f) Includes Rs.150000 thousand spent out of an advance obtained from Contingency Fund during 2004-2005 and recouped to the fund

(g) Minus balances are under investigation.

No. 16

**AND BALANCES UNDER HEADS OF ACCOUNT
FUND AND PUBLIC ACCOUNT-Contd.**

<i>Opening balance</i>		<i>Receipts</i>	<i>Disbursements</i>	<i>Closing balance</i>		
		<i>(Rupees in thousand)</i>				
Dr.	26903	1382	..	Dr.	25521	
Dr.	157319	Dr.	157319	
Dr.	1172654	-8010 (d)	25600	Dr.	1206264	
Dr.	986784	Dr.	986784	
Dr.	3282727	..	354000	Dr.	3636727	
Dr.	2349399 (e)	10167	100000	Dr.	2439232	
Dr.	-6	Dr.	-6 (g)	
Dr.	-189	388	..	Dr.	-577 (g)	
Dr.	1000	Dr.	1000	
Dr.	700098	..	200000 (f)	Dr.	900098	
Dr.	372	Dr.	372	
Dr.	19223	Dr.	19223	
Dr.	212	Dr.	212	
Dr.	398	Dr.	398	
Dr.	1211470	319428	51639	Dr.	943681	
Dr.	196	Dr.	196	
Dr.	52095661	514960	2871165	Dr.	54451866	
		273157910	274964463			

Cr.	1000000	Cr.	1000000
Dr.	406	406	..	Dr.	..
Dr.	150000	150000	..	Dr.	..
	1497	Dr.	1497
	20000	Dr.	20000
Cr.	849594	150406	21497	Cr.	978503
Cr.	849594	150406	21497	Cr.	978503

during the year.

**STATEMENT
DETAILED STATEMENT OF RECEIPTS, DISBURSEMENTS
RELATING TO DEBT, CONTINGENCY**

Head of Account

PART III--PUBLIC ACCOUNT

I. *Small Savings, Provident Funds, etc.*

(b) State Provident Funds--

8009 State Provident Funds
Total--(b) State Provident Funds

(c) Other Accounts--

8010 Trust and Endowments
8011 Insurance and Pension Funds
Total--(c) Other Accounts

(d) Other Savings Schemes

8031 Other Savings Deposits
Total (d) Other Savings Schemes
Total--I. Small Savings, Provident Funds, etc.

J. Reserve Funds--

(a) Reserve Funds bearing interest--

8115 Depreciation/Renewal Reserve Funds--
103 Depreciation Reserve Fund--Government Commercial Departments and Undertakings
Total--Depreciation/Renewal Reserve Funds

8121 General and Other Reserve Funds
122 Calamity Relief Fund (h)
Total--General and Other Reserve Funds

Total--(a) Reserve Funds bearing interest

(h) No interest was credited to the Fund during the year for want of Government sanction specifying the amount of interest for each half year.

(i) Represents the contribution to the fund *vide* footnote (g) of Statement no.12.

(j) Represents transfer from the fund to '2245 Relief on account of Natural Calamities' *vide* foot note (h) of Statement no.12.

No. 16

**AND BALANCES UNDER HEADS OF ACCOUNT
FUND AND PUBLIC ACCOUNT-Contd.**

<i>Opening balance</i>		<i>Receipts</i>	<i>Disbursements</i>	<i>Closing balance</i>	
		<i>(Rupees in thousand)</i>			
Cr.	54980848	15957511	9888546	Cr.	61049813
Cr.	54980848	15957511	9888546	Cr.	61049813
Cr.	291	Cr.	291
Cr.	8538035	2106546	424748	Cr.	10219833
Cr.	8538326	2106546	424748	Cr.	10220124
Cr.	84389134	59708395	66958151	Cr.	77139378
Cr.	84389134	59708395	66958151	Cr.	77139378
Cr.	147908308	77772452	77271445	Cr.	148409315
Cr.	210	Cr.	210
Cr.	210	Cr.	210
Cr.	734089	1034350 (i)	1277337 (j)	Cr.	491102
Cr.	734089	1034350	1277337	Cr.	491102
Cr.	734299	1034350	1277337	Cr.	491312

**STATEMENT
DETAILED STATEMENT OF RECEIPTS, DISBURSEMENTS
RELATING TO DEBT, CONTINGENCY**

Head of Account

PART III - PUBLIC ACCOUNT -- Contd .

J. Reserve Funds--Concl'd.

(b) <i>Reserve Funds not bearing interest -</i>		
8222	Sinking Funds--	
	01 Appropriation for reduction or avoidance of Debt	
	101 Sinking Funds	Gross Balance
8229	Development and Welfare Funds--	
	103 Development Funds for Agricultural purposes	Gross Balance Investments
	106 Industrial Development Funds	
	114 Mines Welfare Funds	
	200 Other Development and Welfare Funds	
	Total--Development and Welfare Funds	Gross Balance Investments
8235	General and Other Reserve Funds--	
	103 Religious and Charitable Endowment Funds	
	Total--General and Other Reserve Funds	
	Total--(b)Reserve Funds not bearing interest	Gross Balance Investments
	Total--J.Reserve Funds	Gross Balance Investments

K. Deposits and Advances--

(a) <i>Deposits bearing interest--</i>	
8338	Deposits of Local Funds--
	103 Deposits of State Housing Boards
	Total--Deposits of Local Funds
	Total--(a) Deposits bearing interest

(k) Represents appropriation to the fund from "2048 Appropriation for Reduction or Avoidance of Debt.

(l) Includes interest on investments from balances in Kudikidappukar's Benefit Fund credited to the fund (Rs.1800 thousand) and amount

(m) Represents transfer from the fund to '3475 Other General Economic Services' vide foot notes (t) and (u) of Statement no.12.

(n) Represents transfer from the fund to '2230 Labour and Employment' vide foot note (f) of Statement no.12.

(o) Closing balance does not exhibit the actual balance since transactions were routed through Special TSB Account instead of drawing

(p) Represents amount transferred to Asset Renewal Fund (Rs. 50000 thousand) and Kerala Forest Development Fund (Rs. 76938 thousand)

(q) Represents transfer from Kerala Forest Development Fund to '2406 Forestry and Wildlife' vide foot note (l) of Statement no.12.

(r) Represents transfer from Hindu Religious and Charitable Endowment Fund to '2250 Other Social Services' vide foot note (i) of

No. 16
AND BALANCES UNDER HEADS OF ACCOUNT
FUND AND PUBLIC ACCOUNT-Contd.

<i>Opening balance</i>		<i>Receipts</i>	<i>Disbursements</i>	<i>Closing balance</i>	
		<i>(Rupees in thousand)</i>			
	..	1305904 (k)	..	Cr.	1305904
Cr.	105883	1779 (l)	1577 (m)	Cr.	106085
Dr.	45600	Dr.	45600
Cr.	32800	Cr.	32800
Cr.	-716	2600	3949 (n)	Cr.	-2065 (o)
Cr.	2344920	126938 (p)	11296 (q)	Cr.	2460562
Cr.	2482887	131317	16822	Cr.	2597382
Dr.	45600	Dr.	45600
Cr.	..	10795	10795 (r)
..	..	10795	10795	Cr.	..
Cr.	2482887	1448016	27617	Cr.	3903286
Dr.	45600	Dr.	45600
Cr.	3217186	2482366	1304954	Cr.	4394598
Dr.	45600	Dr.	45600
Cr.	7	Cr.	7
Cr.	7	Cr.	7
Cr.	7	Cr.	7

withdrawn from the fund due to rectification of misclassification relating to 2004-05 (Rs.21 thousand).

from the Consolidated Fund in earlier years. Reason for minus balance is under investigation.

vide foot notes (d) and (k) of Statement no.12.

Statement no.12.

**STATEMENT
DETAILED STATEMENT OF RECEIPTS, DISBURSEMENTS
RELATING TO DEBT, CONTINGENCY**

Head of Account

PART III - PUBLIC ACCOUNT -- Contd.

K. Deposits and Advances--Contd.

(b) Deposits not bearing interest--

8443 Civil Deposits--

- 101 Revenue Deposits
- 103 Security Deposits
- 104 Civil Courts' Deposits
- 105 Criminal Courts' Deposits
- 106 Personal Deposits
- 108 Public Works Deposits
- 109 Forest Deposits
- 115 Deposits Received by Govt. Commercial Undertakings
- 116 Deposits under various Central and State Acts
- 117 Deposits for work done for public bodies or private individuals
- 121 Deposits in connection with elections
- 123 Deposits of Educational Institutions
- 124 Unclaimed deposits in the General Provident Fund
- 126 Unclaimed deposits in Other Provident Funds
- 800 Other Deposits
- Total--Civil Deposits

8448 Deposits of Local Funds--

- 101 District Funds
- 102 Municipal Funds
- 105 State Transport Corporation Funds
- 107 State Electricity Board's Working Funds
- 108 State Housing Board Funds
- 109 Panchayat Bodies Funds
- 120 Other Funds
- Total--Deposits of Local Funds

8449 Other Deposits--

- 103 Subventions from Central Road Fund
- 120 Miscellaneous Deposits
- Total--Other Deposits
- Total--(b) Deposits not bearing interest

(s) Minus balance is under investigation.

(t) Minus credit is due to rectification of misclassification of earlier years.

(u) Represents transfer to the fund *vide* foot note (q) of statement No.12.

(v) Represents transfer from the fund *vide* foot note (r) of statement No.12.

No. 16

**AND BALANCES UNDER HEADS OF ACCOUNT
FUND AND PUBLIC ACCOUNT-Contd.**

	<i>Opening balance</i>	<i>Receipts</i>	<i>Disbursements</i>		<i>Closing balance</i>
		<i>(Rupees in thousand)</i>			
Cr.	184997	150170	192295	Cr.	142872
Cr.	8489	8425	9093	Cr.	7821
Cr.	1057719	1412477	1200276	Cr.	1269920
Cr.	167910	98621	69742	Cr.	196789
Cr.	2047366	5391804	6926985	Cr.	512185
Cr.	1785863	1759251	1405697	Cr.	2139417
Cr.	80606	23604	21168	Cr.	83042
Cr.	51	44	17	Cr.	78
Cr.	414	Cr.	414
Cr.	1416512	1683024	1378604	Cr.	1720932
Cr.	21216	7869	2541	Cr.	26544
Cr.	413101	480147	456648	Cr.	436600
Cr.	137	32	..	Cr.	169
Cr.	6	Cr.	6
Cr.	6343	1457	659	Cr.	7141
Cr.	7190730	11016925	11663725	Cr.	6543930
Cr.	25887		..	Cr.	25887
Cr.	-226919	938212	1009988	Cr.	-298695 (s)
Cr.	15151	1338569	1348120	Cr.	5600
Cr.	34527	1440	2341	Cr.	33626
Cr.	2178	Cr.	2178
Cr.	7748246	2266861	1984494	Cr.	8030613
Cr.	-49095	-8662 (t)	..	Cr.	-57757 (s)
Cr.	7549975	4536420	4344943	Cr.	7741452
Cr.	222932	462100 (u)	285442 (v)	Cr.	399590
Cr.	5994	-8307 (t)	..	Cr.	-2313 (s)
Cr.	228926	453793	285442	Cr.	397277
Cr.	14969631	16007138	16294110	Cr.	14682659

**STATEMENT
DETAILED STATEMENT OF RECEIPTS, DISBURSEMENTS
RELATING TO DEBT, CONTINGENCY**

Head of Account

PART III -- PUBLIC ACCOUNT -- Contd .

K. Deposits and Advances--Concl'd.

(c) *Advances--*

- 8550 Civil Advances--**
- 101 Forest Advances
- 103 Other Departmental Advances
- 104 Other Advances
- Total--Civil Advances
- Total--(c) Advances
- Total--K. Deposits and Advances

L. Suspense and Miscellaneous --

(b) *Suspense--*

- 8658 Suspense Accounts--**
- 101 Pay and Accounts Office Suspense
- 102 Suspense Account (Civil)
- 106 Telecommunication Accounts Office Suspense
- 107 Cash Settlement Suspense Account
- 109 Reserve Bank Suspense-Headquarters
- 110 Reserve Bank Suspense--Central Accounts Office
- 111 Departmental Adjusting Account
- 112 Tax Deducted at Source (TDS) Suspense
- 113 Provident Fund Suspense
- 117 Transactions on behalf of the Reserve Bank
- 119 Additional Wages Deposit Suspense Account
- 121 Additional Dearness Allowance Deposit Suspense Account (New)
- 123 A.I.S.Officers Group Insurance Scheme
- Total--Suspense Accounts
- Total--(b) Suspense

(w) Out of this, an amount of Rs.134538 thousand (net debit) has been cleared in 2006-2007.

(x) Minus credit/debit is due to clearance of outstandings of earlier years.

(y) Out of this an amount of Rs.96894 thousand (net debit) has been cleared in 2006-2007.

(z) Out of this an amount of Rs.180077 thousand (net credit) has been cleared in 2006-2007.

AND BALANCES UNDER HEADS OF ACCOUNT
FUND AND PUBLIC ACCOUNT-Contd.

<i>Opening balance</i>		<i>Receipts</i>	<i>Disbursements</i>	<i>Closing balance</i>	
		<i>(Rupees in thousand)</i>			
Dr.	1538	14425	13521	Dr.	634
Dr.	1257	Dr.	1257
Dr.	1937	..	297	Dr.	2234
Dr.	4732	14425	13818	Dr.	4125
Dr.	4732	14425	13818	Dr.	4125
Cr.	14969638	16007138	16294110	Cr.	14682666
Dr.	4732	14425	13818	Dr.	4125

Dr.	1339836	171874	144171	Dr.	1312133 (w)
Dr.	235576	42817517	42933845	Dr.	351904
Cr.	4	..	88	Dr.	84
Dr.	973811	89	..	Dr.	973722
Dr.	7021	-1701 (x)	-16832 (x)	Cr.	8110
Dr.	3313169	1092495	-2687851	Cr.	467177 (y)
Dr.	8487		2654	Dr.	11141
Cr.	178454	1664	-1 (y)	Cr.	180119 (z)
Dr.	48075	2116	3853	Dr.	49812
Dr.	100	..	5	Dr.	105
Dr.	7	..		Dr.	7
Dr.	4	..		Dr.	4
Cr.	98	517	473	Cr.	142
Dr.	5747530	44084571	40380405	Dr.	2043364
Dr.	5747530	44084571	40380405	Dr.	2043364

**STATEMENT
DETAILED STATEMENT OF RECEIPTS, DISBURSEMENTS
RELATING TO DEBT, CONTINGENCY**

Head of Account

PART III -- PUBLIC ACCOUNT -- Contd.

L. Suspense and Miscellaneous --Concl'd .

(c) *Other Accounts--*

8670 Cheques and Bills--

103 Departmental Cheques

104 Treasury Cheques

Total--Cheques and Bills

8671 Departmental Balances--

101 Civil

Total--Departmental Balances

8672 Permanent Cash Imprest--

101 Civil

Total--Permanent Cash Imprest

8673 Cash Balance Investment Account--

101 Cash Balance Investment Account

Total--Cash Balance Investment Account

8674 Security Deposits made by Government--

101 Security Deposits made by Government

Total--Security Deposits made by Government

Total--(c) Other Accounts

(d) *Accounts with Governments of Foreign Countries--*

8679 Accounts with Governments of Other Countries--

103 Burma

106 Singapore

107 Srilanka

Total--Accounts with Governments of Other Countries

Total--(d) Accounts with Governments of Foreign Countries

Total--L.(b) + (c) + (d) } Investments
Other items (Net)

(e) *Miscellaneous--*

8680 Miscellaneous Government Account

102 Write off from heads of account closing to balance

Total--Miscellaneous Government Account

Total--(e)Miscellaneous

Total--L. Suspense and Miscellaneous -- Receipts/Disbursements

(A) Difference of Rs.one thousand is due to rounding.

(B) Minus credit/debit is due to clearance of outstandings of earlier years.

(C) This head closes to Government Account vide explanatory note 5 to Statement No.8.

No. 16

AND BALANCES UNDER HEADS OF ACCOUNT

FUND AND PUBLIC ACCOUNT-Contd.

<i>Opening balance</i>		<i>Receipts</i>	<i>Disbursements</i>	<i>Closing balance</i>	
<i>(Rupees in thousand)</i>					
	.. (A)				
Cr.	6030092 (A)	179695304	179653112	Cr.	6072284
Cr.	6030092	179695304	179653112	Cr.	6072284
Dr.	6884	60640	66134	Dr.	12378
Dr.	6884	60640	66134	Dr.	12378
Dr.	2107	2	111	Dr.	2216
Dr.	2107	2	111	Dr.	2216
Dr.	124448	38964081	40417927	Dr.	1578294
Dr.	124448	38964081	40417927	Dr.	1578294
Dr.	601762	4970	3282	Dr.	600074
Dr.	601762	4970	3282	Dr.	600074
Cr.	5294891	218724997	220140566	Cr.	3879322
Cr.	310	-530 (B)	-222 (B)	Cr.	2
Cr.	37			Cr.	37
Dr.	67			Dr.	67
Cr.	280	-530	-222	Dr.	28
Cr.	280	-530	-222	Dr.	28
Dr.	124448	38964081	40417927	Dr.	1578294
Dr.	327911	223844957	220102822	Cr.	3414224
			11 (C)		
			11		
			11		
		262809038	260520760		

Head of Account

PART III -- PUBLIC ACCOUNT -- *Contd.*

M. Remittances--

(a) Money Orders and Other Remittances--

8782	Cash Remittances and Adjustments between Officers rendering accounts to the same Accounts Officer--
101	Cash Remittances between Treasuries and currency chests
102	Public Works Remittances
103	Forest Remittances
105	Reserve Bank of India Remittances
108	Other Departmental Remittances
	Total--Cash Remittances and Adjustments between Officers rendering Accounts to the same Accounts Officer
	Total--(a) Money Orders and Other Remittances

(b) Inter-Government Adjustment Accounts--

8793	Inter-State Suspense Account-
101	Andhra Pradesh and Kerala
102	Karnataka and Kerala
103	Assam and Kerala
104	Maharashtra and Kerala
105	Bihar and Kerala
106	Madhya Pradesh and Kerala
107	Tamil Nadu and Kerala
108	West Bengal and Kerala
109	Uttar Pradesh and Kerala
110	Orissa and Kerala
111	Punjab and Kerala
112	Jammu and Kashmir and Kerala
113	Gujarat and Kerala
114	Rajasthan and Kerala
115	Nagaland and Kerala
116	Haryana and Kerala
117	Arunachal Pradesh and Kerala
118	Himachal Pradesh and Kerala
119	Tripura and Kerala

(D) Minus credit/debit is due to clearance of outstandings of earlier years.

No. 16

**AND BALANCES UNDER HEADS OF ACCOUNT
FUND AND PUBLIC ACCOUNT-Contd.**

	<i>Opening balance</i>	<i>Receipts</i>	<i>Disbursements</i>		<i>Closing balance</i>
		<i>(Rupees in thousand)</i>			
Cr.	..	36242623	36242623	Cr.	
Dr.	3952006	18033633	18382370	Dr.	4300743
Cr.	120147	3384747	3387995	Cr.	116899
Cr.	3003		-2 (D)	Cr.	3005
Dr.	363425	68163	80580	Dr.	375842
Dr.	4192281	57729166	58093566	Dr.	4556681

Dr.	4192281	57729166	58093566	Dr.	4556681
-----	---------	----------	----------	-----	---------

Dr.	591	13	-236 (D)	Dr.	342
Dr.	1427	26	248	Dr.	1649
Dr.	64	..	19	Dr.	83
Dr.	2382	-15 (D)	-716 (D)	Dr.	1681
Dr.	477	-19 (D)	435	Dr.	931
Dr.	2395	-4 (D)	1469	Dr.	3868
Dr.	16727	32	1629	Dr.	18324
Dr.	8	..	79	Dr.	87
Dr.	617	2	280	Dr.	895
Dr.	626	1	1117	Dr.	1742
Dr.	51	..	-27 (D)	Dr.	24
Dr.	1736	1494	615	Dr.	857
Dr.	782	5	247	Dr.	1024
Dr.	1893	-14 (D)	1034	Dr.	2941
Dr.	1674	-19 (D)	1042	Dr.	2735
Dr.	25	..	11	Dr.	36
Dr.	791	-21 (D)	213	Dr.	1025
Dr.	48	..	175	Dr.	223
Dr.	131	5	44	Dr.	170

**STATEMENT
DETAILED STATEMENT OF RECEIPTS, DISBURSEMENTS
RELATING TO DEBT, CONTINGENCY**

Head of Account

PART III -- PUBLIC ACCOUNT -- Concl'd .

M. Remittances--Concl'd.

(b) *Inter-Government Adjustment Accounts--Concl'd.*

8793 Inter-State Suspense Account--Concl'd.

120 Mizoram and Kerala

121 Meghalaya and Kerala

122 Manipur and Kerala

124 Goa and Kerala

125 Chattisgarh and Kerala

126 Uththaranjal and Kerala

127 Jharkand and Kerala

Total--Inter-State Suspense Account

Total--(b) Inter-Government Adjustment Accounts

Total--M. Remittances

Total--Part III--Public Account --Receipts/Disbursements

Total--Part I, Part II and Part III --Receipts/Disbursements

N. (Opening and Closing) Cash Balance-

8999 Cash Balance

101 Cash in Treasuries

102 Deposits with Reserve Bank

103 Deposits with Other Banks

104 Remittances in transit--Local

Total--Cash Balance

Total--N. Cash Balance

Grand Total

(E) Minus credit/debit is due to clearance of outstandings of earlier years.

(F) There was a difference of Rs.68578 thousand (net credit) between the figures reflected in accounts (Rs.244150 thousand) and that and the balance of Rs.69033 thousand is under investigation.

No. 16

**AND BALANCES UNDER HEADS OF ACCOUNT
FUND AND PUBLIC ACCOUNT-*Concl'd.***

	<i>Opening balance</i>	<i>Receipts</i>	<i>Disbursements</i>	<i>Closing balance</i>	
		<i>(Rupees in thousand)</i>			
Dr.	43	..	17	Dr.	60
Dr.	132	..	-49 (E)	Dr.	83
Dr.	79	-4 (E)	220	Dr.	303
Dr.	158	..	52	Dr.	210
Dr.	878	..	321	Dr.	1199
Dr.	62	..	-29 (E)	Dr.	33
Dr.	54	..	-19 (E)	Dr.	35
Dr.	33851	1482	8191	Dr.	40560
Dr.	33851	1482	8191	Dr.	40560
Dr.	4226132	57730648	58101757	Dr.	4597241
		416816067	413506844		
		690124383	688492804		
		478099	482896		
		-1300582	244150 (F)		
		15	15		
		-250650	-168600		
		-1073118	558461		
		-1073118	558461		
		689051265	689051265		

communicated by Reserve Bank of India (Rs.175572 thousand). Out of the difference, an amount of Rs.455 thousand (net debit) has been cleared

Description of Debt

E. PUBLIC DEBT

6003 Internal Debt of the State Government --

- 101 Market Loans(a)
- 103 Loans from Life Insurance Corporation of India
- 104 Loans from General Insurance Corporation of India
- 105 Loans from National Bank for Agriculture and Rural Development(a)
- 106 Compensation and other Bonds(a)
- 108 Loans from National Co-operative Development Corporation
- 109 Loans from other Institutions(a)
- 110 Ways and Means Advances from the Reserve Bank of India
- 111 Special Securities issued to National Small Savings Fund of Central Govt
- Total-Internal Debt of the State Government

6004 Loans and Advances from the Central Government--

01 Non-Plan Loans--

- 102 Share of Small Savings Collections
- 201 House Building Advances-All India Service Officers
- 202 Police-Modernisation of Police Force
- 203 University and Higher Education-Scholarships-National Loan Scholarship Schemes

Total-01 Non-Plan Loans

02 Loans for State/Union Territory Plan Schemes--

- 101 Block Loans
- 105 State Plan Loans Consolidated in terms of recommendation of 12th Finance Commission
- Total-02 Loans for State/Union Territory Plan Schemes

03 Loans for Central Plan Schemes--

- 211 Rural Housing-Plantation Workers Housing Schemes
- 213 Loans for Co-operation-Loans to other Co-operatives-Loans to co-operatives for women
- 231 Rehabilitation (Loans for Social Security and Welfare)-
Repatriates from Sri Lanka-Small Trade and Business
- 235 Soil and Water Conservation-Soil Conservation-
Strengthening of State Land Use Boards
- 245 Anti-Sea Erosion Projects-Civil Works
- 246 Major Irrigation(non commercial)-Accelerated Irrigation Benefit Programme-Kallada project
- Total-03 Loans for Central Plan Schemes

(a) Details of individual loans/bonds are shown in the annexure to this statement.

(b) Reduction in opening balance is due to *pro forma* transfer to appropriate minor head "105-State Plan Loans consolidated in terms of

(c) *Vide* footnotes (b) and (e) of this statement.

(d) Includes Rs.2404171 thousand being the Additional Central Assistance for Externally Aided Projects and Rs.9684 thousand being refund of

INTEREST-BEARING OBLIGATIONS OF GOVERNMENT

<i>Balance on 1st April 2005</i>	<i>Additions during the year (Rupees in thousand)</i>	<i>Discharges during the year</i>	<i>Balance on 31st March 2006</i>
96056959	18011467	3448364	110620062
22822612	4400000	1311550	25911062
2739277	400000	152877	2986400
5246229	1257141	3091835	3411535
11593233	9	461	11592781
2895640	1353542	1512620	2736562
2572777	..	101507	2471270
2352500	61462462	63814962	..
70483000	26780200	285685	96977515
<u>216762227</u>	<u>113664821</u>	<u>73719861</u>	<u>256707187</u>
.. (b)			
33279	2465	5157	30587
410903	..	19580	391323
5619	..	3290	2329
<u>449801 (b)</u>	<u>2465</u>	<u>28027</u>	<u>424239</u>
11214145 (b)	2413855 (d)	280596	13347404
41766942 (c)		2088347	39678595
<u>52981087</u>	<u>2413855</u>	<u>2368943</u>	<u>53025999</u>
111	..	22	89
1022	..	215	807
7	7
5269	..	470	4799
67490	..	7862	59628
26250	..	2188	24062
<u>100149</u>	<u>..</u>	<u>10757</u>	<u>89392</u>

↑ recommendation of 12th Finance Commission" on consolidation and rescheduling of loan based on the recommendations of 12th Finance Commission.

an excess amount paid by Government of Kerala during the years 2001-02 to 2004-05.

Description of Debt

E. PUBLIC DEBT -- *Contd.*

6004 Loans and Advances from the Central Government--*Contd.*

04 Loans for Centrally Sponsored Plan Schemes--

- 211 Integrated Development of Small and Medium Towns-Assistance to Local Bodies, Corporations, Urban Development Authorities, Town Improvement Boards, etc.
- 216 Co-operation-Agricultural Credit Stabilisation Fund
- 217 Loans for Co-operation-Loans to Other Co-operatives-Co-operatives for Weaker Sections
- 218 Loans for Co-operation-Loans to Credit Co-operatives-Loans for Credit Co-operatives in under developed States
Special Scheme for SC/ST
- 222 Crop Husbandry-Agricultural Farms-Loans for National Watershed Development Project for Rainfed Agriculture
- 223 Soil and Water Conservation-Soil Conservation-
Soil Conservation in Water sheds of River Valley Projects
- 233 Transmission and Distribution-Inter-State Transmission Lines
- 238 Village and Small Industries-Handloom Industries-
Loans to Handloom Weavers for purchase/modernisation/renovation of looms
Project package scheme-Setting up of projects in districts for development of handloom sector
- 239 Village and Small Industries-Coir Industries-Co-operativisation of Coir Industry
- 243 Crop Husbandry - Other loans
Supplementation/Complementation of States' efforts through work plan (Macro Management)
- 247 Capital Outlay on Co-operation-Investments in other Co-operatives-
Loans for investment in the share capital of Urban Consumer Co-operatives
- 256 Roads of Inter-State or Economic Importance-Road Works
- 261 Inland Water Transport-Other Loans-Development of Inland Water Transport
- 265 Civil Supplies-Civil Supplies Schemes-
Loans for Construction of Godowns
- Total-04 Loans for Centrally Sponsored Plan Schemes

INTEREST-BEARING OBLIGATIONS OF GOVERNMENT-Contd.

<i>Balance on 1st April 2005</i>	<i>Additions during the year (Rupees in thousand)</i>	<i>Discharges during the year</i>	<i>Balance on 31st March 2006</i>
55273	..	4432	50841
3100	..	50	3050
1	1
12500	..	4167	8333
100	..	33	67
98438	..	9306	89132
24894	..	3392	21502
8901	..	3914	4987
903	..	150	753
28188	..	5731	22457
747	..	374	373
275355	119000	7160	387195
71	..	49	22
1310	..	226	1084
33471	..	2256	31215
3595	..	1797	1798
546847	119000	43037	622810

Description of Debt

E. PUBLIC DEBT -- *Concl'd.*

6004 Loans and Advances from the Central Government--Concl'd.

06 Ways and Means Advances

800 Other Ways And Means Advances

07 Pre 1984-85 Loans--

102 National Loan Scholarship Scheme--

Loans advanced up to 1973-74

Loans advanced during 1974-75 to 1983-84

105 Small Savings Loans

106 Pre 1979-80 Consolidated Loans for productive and semi-productive purposes--

Loans for semi-productive purposes repayable over 30 years from 1979-80

108 1979-84 Consolidated Loans--Loans repayable annually over 25 years

Total--07 Pre 1984-85 Loans

Total--Loans and Advances from the Central Government

Total--E.Public Debt

I. Small Savings, Provident Funds, etc.

(b) State Provident Funds--

8009 State Provident Funds--

01 Civil--

101 General Provident Funds

102 Contributory Provident Fund

104 All India Services Provident Fund

Total--01 Civil

60 Other Provident Fund--

102 Contributory Provident Pension Fund

103 Other Miscellaneous Provident Funds

Total--60 Other Provident Fund

Total--State Provident Funds

Total--(b)State Provident Funds

(e) Reduction in opening balance is due to *pro forma* transfer to appropriate minor head '105 State Plan Loans Consolidated in terms of

(f) Minus credit is due to rectification of misclassification in earlier years.

INTEREST-BEARING OBLIGATIONS OF GOVERNMENT-Contd.

<i>Balance on 1st April 2005</i>	<i>Additions during the year (Rupees in thousand)</i>	<i>Discharges during the year</i>	<i>Balance on 31st March 2006</i>
..	3500000	3500000	..
9064	..	5307	3757
18881	..	11053	7828
.. (e)			
2464 (e)	-2464 (f)		..
.. (e)			
30409	-2464	16360	11585
54108293	6032856	5967124	54174025
270870520	119697677	79686985	310881212
54797958	15914945	9854740	60858163
2428	-48 (f)	295	2085
179515	42585	33511	188589
54979901	15957482	9888546	61048837
270	29		299
677			677
947	29	..	976
54980848	15957511	9888546	61049813
54980848	15957511	9888546	61049813

' recommendations of 12th Finance Commission' on consolidation and rescheduling of loan based on the recommendations of 12th Finance Commission.

Description of Debt

I. Small Savings, Provident Funds, etc.-Concl'd.

(c) Other Accounts--

8010 Trusts and Endowments--

103 Trusts created under the Edavagai Rights Acquisition Act, 1955

104 Endowments for Charitable and Educational Institutions

Total--Trusts and Endowments

8011 Insurance and Pension Funds--

102 Family Pension Funds

105 State Government Insurance Fund

106 Other Insurance and Pension Funds

107 Kerala State Government Employees Group Insurance Scheme

Total--Insurance and Pension Funds

Total--(c) Other Accounts

(d) Other Savings Schemes

8031 Other Savings Deposits--

102 State Savings Bank Deposits

Total--Other Savings Deposits

Total--(d) Other Savings Schemes

Total--I. Small Savings, Provident Funds, etc.

Grand Total

INTEREST-BEARING OBLIGATIONS OF GOVERNMENT-Contd.

<i>Balance on 1st April 2005</i>	<i>Additions during the year (Rupees in thousand)</i>	<i>Discharges during the year</i>	<i>Balance on 31st March 2006</i>
271			271
20			20
291	291
471355	67480	81586	457249
4902709	1330900	207726	6025883
12447	1325	101	13671
3151524	706841	135335	3723030
8538035	2106546	424748	10219833
8538326	2106546	424748	10220124
84389134	59708395	66958151	77139378
84389134	59708395	66958151	77139378
84389134	59708395	66958151	77139378
147908308	77772452	77271445	148409315
418778828	197470129	156958430	459290527

**STATEMENT
DETAILED STATEMENT OF DEBT AND OTHER
ANNEXE-DETAILS OF**
{ Referred to in

<i>Description of Debt</i>	<i>When raised</i>
101 Market Loans--	
Market Loans bearing interest--	
11½% Kerala State Development Loan, 2008	29.8.1988
	26.9.1988
	15.3.1989
11½% Kerala State Development Loan, 2009	31.7.1989
	6.9.1989
11½% Kerala State Development Loan, 2010	23.7.1990
	17.9.1990
11½% Kerala State Development Loan, 2011	8.7.1991
12% Kerala State Development Loan, 2011	3.10.1991
	11.11.1991
13% Kerala State Development Loan, 2007	20.7.1992
	17.8.1992
	7.9.1992
14% Kerala State Development Loan, 2005	22.5.1995
13.85% Kerala State Development Loan, 2006	15.5.1996
13¾% Kerala State Development Loan, 2007	20.1.1997
13.05% Kerala State Development Loan, 2007	30.4.1997
12.30% Kerala State Development Loan, 2007	6.10.1997
12.15% Kerala State Development Loan, 2008	20.4.1998
12.5% Kerala State Development Loan, 2008	12.10.1998
12.25% Kerala State Development Loan, 2009	21.4.1999
11.85% Kerala State Development Loan, 2009	8.9.1999
10.52% Kerala State Development Loan, 2010	25.4.2000
11.75% Kerala State Development Loan, 2010	29.8.2000
12% Kerala State Development Loan, 2010	26.9.2000
10.53% Kerala State Development Loan, 2011	18.4.2001
9.56% Kerala State Development Loan, 2011	23.8.2001
8.37% Kerala State Development Loan, 2011	20.12.2001
8.30% Kerala State Development Loan, 2011	28.1.2002
8% Kerala State Development Loan, 2012	13.3.2002
6.75% Kerala State Development Loan, 2013	12.3.2003
6.80% Kerala State Development Loan, 2012	23.12.2002
6.93% Kerala State Development Loan, 2012	20.11.2002
6.95% Kerala State Development Loan, 2013	25.02.2003
7.80% Kerala State Development Loan, 2012	19.8.2002
8% Kerala State Development Loan, 2012 (II Series)	12.4.2002
6.35% Kerala State Development Loan, 2013	12.06.2003

(g) 14% Kerala State Development Loan, 2005 matured for discharge on 22.05.2005 and became non interest bearing from that date. The balance

No. 17

INTEREST-BEARING OBLIGATIONS OF GOVERNMENT-Contd.

INDIVIDUAL LOANS AND BONDS

foot note (a) }

<i>Balance on 1st April 2005</i>	<i>Additions during the year (Rupees in thousand)</i>	<i>Discharges during the year</i>	<i>Balance on 31st March 2006</i>
1422800			1422800
1546954			1546954
1522300			1522300
722810			722810
1206400			1206400
2150327			2150327
3456100		3447491	.. (g)
3456100			3456100
345651			345651
3000000			3000000
1479123			1479123
3016200			3016200
2903390			2903390
4527283			4527283
1382083			1382083
3020275			3020275
2000000			2000000
754196			754196
2000000			2000000
2895920			2895920
1389600			1389600
2764200			2764200
611499			611499
859656			859656
1973909			1973909
2200000			2200000
2580005			2580005
2510571			2510571
2250000			2250000
1680112			1680112

of Rs.8609 thousand was transferred *pro forma* from 'Market Loans bearing interest' to 'Market Loans not bearing interest'.

**STATEMENT
DETAILED STATEMENT OF DEBT AND OTHER
ANNEXURE-DETAILS OF**

Description of Debt

When raised

101 Market Loans-- <i>Concl'd.</i>	
Market Loans bearing interest-- <i>Concl'd.</i>	
6.20% Kerala State Development Loan, 2013	30.07.2003
6.02% Kerala State Development Loan, 2013	14.08.2003
6.20% Kerala State Development Loan, 2015	25.08.2003
5.85% Kerala State Development Loan, 2015	21.02.2004
	13.10.2003 } 21.01.2004
5.90% Kerala State Development Loan, 2017	21.01.2004
5.80% Kerala State Development Loan, 2014	25.03.2004
6.40% Kerala State Development Loan, 2013	12.05.2003
5.60% Kerala State Development Loan, 2014	23.04.2004
5.70% Kerala State Development Loan, 2014	26.05.2004
6.35% Kerala State Development Loan, 2013 (II Series)	30.07.2004
7.25% Kerala State Government Stock, 2014	25.08.2004
7.02% Kerala State Development Loan, 2015	13.01.2005
7.17% Kerala State Development Loan, 2017	24.02.2005
7.45% Kerala Government Stock, 2015	21.04.2005
7.77% Kerala State Development Loan, 2015	19.05.2005
7.32% Kerala Government Stock, 2015	05.08.2005
7.42% Kerala Government Stock, 2015	28.09.2005
7.33% Kerala Government Stock, 2015	16.12.2005
7.75% Kerala Government Stock, 2016	28.02.2006
Total--Market Loans bearing interest	
Market Loans not bearing interest--	
5¼% Kerala State Development Loan, 1985	27.8.1973
6% Kerala State Development Loan, 1985	1.9.1975
6% Kerala State Development Loan, 1986	24.8.1976
6% Kerala State Development Loan, 1987	23.8.1977
6¾% Kerala State Development Loan, 1992	3.9.1980
7% Kerala State Development Loan 1993	1.9.1981
7.5% Kerala State Development Loan 1997	14.7.1982
9.75% Kerala State Development Loan 1998	2.9.1985
9% Kerala State Development Loan 1999	4.9.1984
8.75% Kerala State Development Loan 2000	16.8.1983
11% Kerala State Development Loan 2001	1.9.1986
11% Kerala State Development Loan, 2002	17.8.1987
13.5% Kerala State Development Loan, 2003	17.5.1993
	12.7.1993 } 25.4.1994 } 12.9.1994 }
12.50% Kerala State Development Loan, 2004	25.4.1994
14% Kerala State Development Loan, 2005	22.5.2005
Total--Market Loans not bearing interest	
Total--Market Loans	

(h) *Vide* footnote (g) of this statement.

(i) Represents the amount unclaimed for 20 years from the date of discharge transferred to revenue receipt head '0075 Miscellaneous General Services'.

(j) Minus balance is under investigation.

(k) Minus credit is due to rectification of misclassification in 2001-2002 and 2002-2003.

No. 17

INTEREST-BEARING OBLIGATIONS OF GOVERNMENT-Contd.**INDIVIDUAL LOANS AND BONDS-Contd.**

<i>Balance on 1st April 2005</i>	<i>Additions during the year (Rupees in thousand)</i>	<i>Discharges during the year</i>	<i>Balance on 31st March 2006</i>
1920469			1920469
2500000			2500000
1920171			1920171
4145839			4145839
1189880			1189880
2000000			2000000
3950100			3950100
3299380			3299380
3960760			3960760
2214600			2214600
3556600			3556600
415430			415430
3272270			3272270
	3000000		3000000
	4228420		4228420
	2500000		2500000
	1458180		1458180
	3611400		3611400
	3280000		3280000
95972963	18078000	3447491	110594863 (h)
95	-95 (i)		..
86	-85 (i)	1	..
22		20	2
9			9
207			207
11			11
483		39	444
702			702
-44			-44 (j)
14153	26		14179
36116	-36129 (k)		-13 (j)
30271	-30250 (k)		21
390			390
1495		813	682
..	8609 (h)
83996	-66533	873	25199
96056959	18011467	3448364	110620062

STATEMENT
DETAILED STATEMENT OF DEBT AND OTHER
ANNEXURE-DETAILS OF

Description of Debt

When raised

- 105 Loans from the National Bank for Agriculture and Rural Development--
Loans from the National Bank for Agriculture and Rural Development
Kerala Co-operative Agricultural and Rural Debt Relief Scheme, 1990
Loans from the Rural Industrial Development Fund of NABARD
Total-Loans from the National Bank for Agriculture and Rural Development
- 106 Compensation and other Bonds--
4% Janmikaram Payment (Abolition) Bonds
4¼% Kerala House Sites and Houses for families of Landless
Workers (Compensation for the value of lands) Bonds-One Year
4½% Kerala House Sites and Houses for families of landless workers
(Compensation for the value of lands) Bonds-Two Years
4½% Kerala Land Reforms (Payment of Compensation for excess lands) Bonds-
Sixteen Years
8.5 % Tax Free Government of Kerala Special Bond (Power Bond)
Total-Compensation and other Bonds
- 109 Loans from other Institutions--
Securitisation of HBA to State Government Employees with SBI and Canara Bank
Total-Loans from other Institutions
- 110 Ways and Means Advances from the Reserve Bank of India--
Ordinary Ways and Means Advances
Special Ways and Means Advances
Shortfall from the agreed minimum cash balance
Overdrafts
Total-Ways and Means Advances from the Reserve Bank of India
-

No. 17

**INTEREST-BEARING OBLIGATIONS OF GOVERNMENT-*Concl*
INDIVIDUAL LOANS AND BONDS-*Concl*.**

<i>Balance on 1st April 2005</i>	<i>Additions during the year (Rupees in thousand)</i>	<i>Discharges during the year</i>	<i>Balance on 31st March 2006</i>
207087		47558	159529
1			1
5039141	1257141	3044277	3252005
5246229	1257141	3091835	3411535
226		4	222
96		32	64
83		34	49
10308	9	391	9926
11582520			11582520
11593233	9	461	11592781
2572777		101507	2471270
2572777	..	101507	2471270
2232900	43022900	45255800	..
119600	951300	1070900	..
..	166702	166702	..
..	17321560	17321560	..
2352500	61462462	63814962	..

**STATEMENT
DETAILED STATEMENT OF LOANS**

Head of Account

- F. LOANS AND ADVANCES
1. LOANS FOR GENERAL SERVICES--
- 6075 Loans for Miscellaneous General Services--**
- 800 Other loans--
Kerala Books and Publication Society
Total--Loans for Miscellaneous General Services
Total--1.Loans for General Services
2. LOANS FOR SOCIAL SERVICES--
- (i) Loans for Education, Sports, Art and Culture--
- 6202 Loans for Education, Sports, Art and Culture--**
- 01 General Education--
- 203 University and Higher Education--
National Loan Scholarship Scheme
Loans advanced up to 1983-84
Loans advanced from 1984-85
- 205 Languages Development--
Other loans
- 600 General--
Other loans
- 02 Technical Education--
- 800 Other loans--
Other loans
- 03 Sports and Youth Services--
- 800 Other loans--
Loans for repayment of principal with interest on loan availed by Thrissur District Sports Council from the consortium of bank for Construction of aquatic complex at Thrissur
Interim payment to HUDCO in connection with the loan availed by Regional Sports Centre, Kochi on State Government Guarantee for Construction of Indoor Stadium
Other loans
- 04 Art and Culture--
- 190 Loans to Public Sector and Other Undertakings--
Loans to Kerala State Film Development Corporation Limited
Total--Loans for Education, Sports, Art and Culture
Total--(i) Loans for Education, Sports, Art and Culture

NOTE : In this statement under each minor head, sub heads with closing balance greater than Rs.25 lakh are shown distinctly while all other sub heads are

- (a) Outstanding balance of loan given up to 31.3.1987 to the institution is exhibited under '6202 Loans for Education, Sports, Art & Culture.'
- (b) Includes the balance shown against loans advanced up to 1973-74 in the Finance Accounts 2004-05. Difference of Rs.1 thousand is due to rounding.
- (c) Difference of Rs.1 thousand is due to rounding.
- (d) Detailed accounts are maintained by departmental officers. Minus balance is under investigation by them.

AND ADVANCES MADE BY GOVERNMENT

<i>Balance on 1st April 2005</i>	<i>Amount advanced during the year</i>	<i>Total (Rupees in thousand)</i>	<i>Amount repaid during the year</i>	<i>Balance on 31st March 2006</i>
19567 (a)	..	19567	..	19567
19567	..	19567	..	19567
19567	..	19567	..	19567
3208 (b)	..	3208	33	3175
6911 (c)	..	6911	51	6860
379	..	379		379
-12	..	-12		-12 (d)
97	..	97		97
30406	..	30406		30406
3533	..	3533		3533
434	..	434		434
49158	..	49158		49158
94114	..	94114	84	94030
94114	..	94114	84	94030

clubbed together and shown against "Other Loans".

**STATEMENT
DETAILED STATEMENT OF LOANS**

Head of Account

F. LOANS AND ADVANCES -- *Contd.*

2. LOANS FOR SOCIAL SERVICES -- *Contd.*

(ii) Loans for Health and Family Welfare--

6210 Loans for Medical and Public Health--

01 Urban Health Services--

201 Drug Manufacture--

Other loans

800 Other loans--

Loans to Kerala Health Research and Welfare Society

Other loans

03 Medical Education, Training and Research--

105 Allopathy--

Interest free loans to the Tirumala Devaswom

Medical College, Alappuzha

Kerala State Co-operative Hospital Complex and Centre for advanced

Medical Services and Academy for Medical Science, Pariyaram, Kannur

Loan to Child Development Centre Society under the RIDF X Project

800 Other loans--

Loans to Amala Cancer Hospital and Research Centre, Thrissur

80 General--

800 Other loans--

Loans to the Society for the construction of

Paywards with Assistance from Financial Institutions

Loans to radiation safety Directorate

Other loans

Total--Loans for Medical and Public Health

Total--(ii) Loans for Health and Family Welfare

(iii) Loans for Water Supply, Sanitation,

Housing and Urban Development--

6215 Loans for Water Supply and Sanitation--

01 Water Supply-

190 Loans to Public Sector and Other Undertakings--

Loans to the Kerala Water Authority

Loans to Kerala Water Authority for implementing JBIC Assisted Water
Supply Project

02 Sewerage and Sanitation--

190 Loans to Public Sector and Other Undertakings--

Loans to the Kerala Water Authority...

Total--Loans for Water Supply and Sanitation

AND ADVANCES MADE BY GOVERNMENT-Contd.

<i>Balance on 1st April 2005</i>	<i>Amount advanced during the year</i>	<i>Total (Rupees in thousand)</i>	<i>Amount repaid during the year</i>	<i>Balance on 31st March 2006</i>
545		545		545
24700		24700		24700
2		2		2
6600		6600		6600
610000		610000		610000
..	12500	12500		12500
2520		2520	6	2514
4960		4960		4960
2500		2500		2500
651827	12500	664327	6	664321
651827	12500	664327	6	664321
5095276		5095276	..	5095276
..	890400	890400		890400
846975	70000	916975	..	916975
5942251	960400	6902651	..	6902651

Head of Account

- F. LOANS AND ADVANCES -- *Contd.*
2. LOANS FOR SOCIAL SERVICES -- *Contd.*

(iii) Loans for Water Supply, Sanitation, Housing and Urban Development--*Contd.*

6216 Loans for Housing--

03 Rural Housing--

800 Other loans--

Construction of Houses for rural workers

Other loans

80 General--

190 Loans to Public Sector and Other undertakings -

Loans to Kerala State Police Housing Construction Corporation Limited

195 Loans to Co-operatives--

Loans to Kerala Secretariat Staff Housing

Co-operative Society

Co-operative Housing Societies

Other loans

201 Loans to Housing Boards--

Loans to Kerala State Housing Board

Loans to Kerala State Housing Board--

Kairali Housing Scheme and Rehabilitation Housing Scheme

Rental Housing Scheme

Market Borrowing

Other Special Housing Scheme

Other loans

800 Other loans--

Low Income Group Housing Scheme

Middle Income Group Housing Scheme

Other loans

Total--Loans for Housing

(e) Minus credit is due to the rectification of misclassification in 2001-02.

(f) Detailed accounts are maintained by departmental officers. Minus balance is under investigation by them.

AND ADVANCES MADE BY GOVERNMENT-Contd.

<i>Balance on 1st April 2005</i>	<i>Amount advanced during the year</i>	<i>Total (Rupees in thousand)</i>	<i>Amount repaid during the year</i>	<i>Balance on 31st March 2006</i>
38912		38912	140	38772
5670		5670	189	5481
419167	47838	467005		467005
3971		3971	121	3850
2919		2919		2919
130		130		130
82689		82689		82689
4997		4997		4997
36357		36357	119	36238
182000		182000	20000 (e)	202000
150000		150000		150000
-404		-404	1465	-1869 (f)
3939		3939	585	3354
11252		11252	1319	9933
2746		2746		2746
944345	47838	992183	16062	1008245

**STATEMENT
DETAILED STATEMENT OF LOANS**

Head of Account

- F. LOANS AND ADVANCES -- *Contd.*
2. LOANS FOR SOCIAL SERVICES -- *Contd.*
(iii) Loans for Water Supply, Sanitation, Housing and Urban Development--*Contd*
6217 Loans for Urban Development--
03 Integrated Development of Small and Medium Towns--
191 Loans to Municipal Corporations--
Kollam
Other loans
192 Loans to Municipalities/Municipal Councils--
Kayamkulam
Kannur
Moovattupuzha
Kasaragod
Chavakad
Thiruvalla
Aluva
Alappuzha
Other loans
04 Slum Area Development--
191 Loans to Municipal Corporations--
Slum improvement Scheme in City Corporation areas--
Special Component Plan for Scheduled Castes
Other loans
192 Loans to Municipalities /Municipal Councils--
Slum Clearance improvement by Municipal Councils
Loans to Municipalities under Kerala Municipality Act, 1994
Other loans
60 Other Urban Development Schemes--
190 Loans to Public Sector and Other undertakings--
Loans to Kerala Urban Development Finance Corporation-
Market Borrowing
191 Loans to Municipal Corporations--
Loans to Corporations under Kerala Municipalities Act, 1994
Other loans
192 Loans to Municipalities /Municipal Councils--
Loans to Municipalities and Township Committees for implementation of Sanctioned Town Planning Schemes
Other Loans
-

(g) Minus balance is under investigation.

(h) Includes Rs.600 thousand exhibited under minor head '192' in the Finance Accounts 2004-2005.

(i) Rs.600 thousand reclassified under minor head '191' *vide* foot note (h) above.

AND ADVANCES MADE BY GOVERNMENT-Contd.

<i>Balance on 1st April 2005</i>	<i>Amount advanced during the year</i>	<i>Total (Rupees in thousand)</i>	<i>Amount repaid during the year</i>	<i>Balance on 31st March 2006</i>
14188		14188		14188
1005		1005	255	750
2531		2531		2531
3320		3320	230	3090
4986		4986		4986
5045		5045	460	4585
4675		4675	300	4375
8500		8500	202	8298
9372		9372		9372
15583		15583		15583
21555		21555	2454	19101
14876		14876	180	14696
20		20	64	-44 (g)
152544		152544	381	152163
310		310	1216	-906 (g)
21650	8000	29650	2700	26950
10740		10740		10740
609 (h)		609	150	459
3429 (i)		3429	217	3212
1220		1220	503	717

Head of Account

- F: LOANS AND ADVANCES -- *Contd.*
2. LOANS FOR SOCIAL SERVICES -- *Contd.*
- (iii) Loans for Water Supply, Sanitation, Housing and Urban Development--*Concl'd.*
- 6217 Loans for Urban Development--*Concl'd.***
- 60 Other Urban Development Schemes --*Concl'd.*
- 800 Other loans--
- Loans to Greater Cochin Development Authority-Market borrowing
 - Loans to Calicut Development Authority-Market borrowing
 - Loans to three major Development Authorities
 - Loans to Kochi Urban Poverty Reduction Scheme (EAP)
 - Loans to Greater Cochin Development Authority
(Central Sector Schemes)
 - Loans to Development Authorities other than CDA,GCDA and
TDA for implementation of Statutory Town Planning Schemes
 - Loans to TRIDA-Widening of Karamana-Killippalam Road
 - Loans to Municipalities and Township Committees for
implementation of sanctioned Town Planning Schemes
 - Short term loan to Greater Cochin Development Authority
 - Loans to Trivandrum Development Authority-
Market Borrowing
 - Other loans
- Total--Loans for Urban Development
- Total--(iii) Loans for Water Supply, Sanitation,
Housing and Urban Development
- (iv) Loans for Welfare of Scheduled Castes,
Scheduled Tribes and Other Backward Classes--
- 6225 Loans for Welfare of Scheduled Castes,
Scheduled Tribes and Other Backward Classes--**
- 01 Welfare of Scheduled Castes--
- 190 Loans to Public Sector and Other Undertakings--
- Loans to Kerala State Development Corporation for
Scheduled Castes and Scheduled Tribes Limited
- 800 Other loans--
- Interest free loans to Scheduled Castes for Construction of Houses
 - Loans to Pooled Fund to Scheduled Castes
 - Other loans
- 02 Welfare of Scheduled Tribes--
- 800 Other loans--
- Other loans

No. 18

AND ADVANCES MADE BY GOVERNMENT-Contd.

<i>Balance on 1st April 2005</i>	<i>Amount advanced during the year</i>	<i>Total (Rupees in thousand)</i>	<i>Amount repaid during the year</i>	<i>Balance on 31st March 2006</i>
88750		88750		88750
63479		63479	2	63477
71251	15000	86251		86251
648049	14891	662940	1	662939
40669		40669		40669
16930		16930		16930
57500		57500		57500
19600		19600		19600
93705		93705		93705
1826		1826		1826
1397917	37891	1435808	9315	1426493
8284513	1046129	9330642	-6747	9337389

9005		9005		9005
4057	772	4829	542	4287
24689		24689	803	23886
1425		1425	41	1384
3644		3644	18	3626

Head of Account

- F. LOANS AND ADVANCES -- *Contd.*
2. LOANS FOR SOCIAL SERVICES -- *Contd.*

(iv) Loans for Welfare of Scheduled Castes,
Scheduled Tribes and Other Backward Classes--*Concl'd.*

**6225 Loans for Welfare of Scheduled Castes,
Scheduled Tribes and Other Backward Classes--*Concl'd.***

03 Welfare of Backward Classes

190 Loans to Public Sector and Other Undertakings -

Loans to Kerala State Development Corporation
for Christian converts from Scheduled Castes and
the Recommended communities Limited

Total--Loans for Welfare of Scheduled Castes,
Scheduled Tribes and Other Backward Classes

Total--(iv) Loans for Welfare of Scheduled Castes,
Scheduled Tribes and Other Backward Classes

(v) Loans for Social Welfare and Nutrition--

6235 Loans for Social Security and Welfare--

02 Social Welfare--

103 Women's Welfare--

Other loans

190 Loans to Public Sector and Other Undertakings--

Loans to the Corporation for the Welfare of the Physically Handicapped
Other loans

800 Other loans--

Loans to M/s Association of the Welfare of the Handicapped-Calicut
Interest Free Loan to Supervisors under ICDS Phase III Project for the purchase
of two wheeler

Other loans

60 Other Social Security and Welfare Programmes--

800 Other loans--

Other loans

Total--Loans for Social Security and Welfare

6245 Loans for Relief on account of Natural Calamities--

02 Floods, Cyclones, etc.--

800 Other loans--

Other loans

Total--Loans for Relief on account of Natural Calamities

Total--(v) Loans for Social Welfare and Nutrition

No. 18

AND ADVANCES MADE BY GOVERNMENT-Contd.

<i>Balance on 1st April 2005</i>	<i>Amount advanced during the year</i>	<i>Total (Rupees in thousand)</i>	<i>Amount repaid during the year</i>	<i>Balance on 31st March 2006</i>
15500	..	15500	..	15500
58320	772	59092	1404	57688
58320	772	59092	1404	57688
324	..	324	..	324
16969	6500	23469	..	23469
1000	..	1000	..	1000
4982	..	4982	..	4982
3225	..	3225	721	2504
1000	..	1000	1	999
13	..	13	..	13
27513	6500	34013	722	33291
1669	..	1669	..	1669
1669	..	1669	..	1669
29182	6500	35682	722	34960

Head of Account

- F. LOANS AND ADVANCES -- *Contd.*
2. LOANS FOR SOCIAL SERVICES--*Concl'd.*
- (vi) Loans for Others--
- 6250 Loans for Other Social Services--**
- 60 Others--
- 190 Loans to Public Sector and Other Undertakings--
Other loans
- 195 Loans to Co-operatives--
Assistance for Co-operatives for taking shares in
Indian Farmers Fertilizer Co-operatives
Other loans
- 201 Labour--
Other loans
- 800 Other loans--
Other loans
- Total--Loans for Other Social Services
- Total--(vi) Loans for Others
- Total-- 2. Loans for Social Services
3. LOANS FOR ECONOMIC SERVICES
- (i) Loans for Agriculture and Allied Activities--
- 6401 Loans for Crop Husbandry--**
- 104 Agricultural Farms--
Other loans
- 105 Manures and Fertilizers--
Loans to cultivators for short term credit
Other loans
- 108 Food Grain Crops--
Other loans
- 109 Commercial Crops--
Loans to Kerala State Co-operative Marketing Federation-
to implement market intervention scheme for black pepper
Other loans
- 119 Horticulture and Vegetable Crops--
Other loans
- 190 Loans to Public Sector and Other Undertakings--
Loans to Kerala State Coconut Development Corporation Limited
Loans on invoking guarantee given by Government-Loans to Kerala
State Coconut Development Corporation Limited
Interest free loan to Kerala Land Development
Corporation Limited
Loans to Kerala Agro Industries Corporation Limited
Other loans

(j) Detailed accounts are maintained by departmental officers. Minus balance is under investigation by them.

No. 18

AND ADVANCES MADE BY GOVERNMENT-Contd.

<i>Balance on 1st April 2005</i>	<i>Amount advanced during the year</i>	<i>Total (Rupees in thousand)</i>	<i>Amount repaid during the year</i>	<i>Balance on 31st March 2006</i>
200	..	200	..	200
4189	..	4189		4189
-52	..	-52	300	-352 (j)
2988	..	2988		2988
2207	..	2207		2207
9532	..	9532	300	9232
9532	..	9532	300	9232
9127488	1065901	10193389	-4231	10197620

1347	..	1347		1347
12495	..	12495		12495
1440	..	1440	..	1440
106	..	106	..	106
50600	..	50600	..	50600
1153	..	1153	..	1153
349	..	349	..	349
21824	..	21824	..	21824
88000	..	88000	..	88000
3140	..	3140		3140
18410	23999	42409	..	42409
-100	..	-100	..	-100 (j)

Head of Account

F. LOANS AND ADVANCES -- *Contd.*

3. LOANS FOR ECONOMIC SERVICES -- *Contd.*

(i) Loans for Agriculture and Allied Activities--*Contd.*

6401 Loans for Crop Husbandry--*Concl.*

195 Loans to Farming Co-operatives--

Loans on invoking guarantee given by Government to
Alleppey District Co-operative Bank Limited -- Loans
to Joint Farming Co-operative Societies for
cultivation in Q.S. and T Blocks at Kuttanad

Other loans

800 Other loans--

Loans to Malabar Market Committee

Other loans

Total--Loans for Crop Husbandry

6402 Loans for Soil and Water Conservation--

102 Soil Conservation--

Loans for Soil Conservation Schemes

800 Other loans--

Other loans

Total--Loans for Soil and Water Conservation

6403 Loans for Animal Husbandry--

103 Poultry Development--

Other loans

190 Loans to Public Sector and Other Undertakings--

Other loans

Total -- Loans for Animal Husbandry

6404 Loans for Dairy Development--

190 Loans to Public Sector and Other Undertakings--

Loans to Kerala Livestock Development Board Limited and Milk Marketing federation Limited.

Other loans

195 Loans to Dairy Co-operatives--

Other loans

800 Other loans--

Other loans

Total--Loans for Dairy Development

No. 18

AND ADVANCES MADE BY GOVERNMENT-Contd.

<i>Balance on 1st April 2005</i>	<i>Amount advanced during the year</i>	<i>Total (Rupees in thousand)</i>	<i>Amount repaid during the year</i>	<i>Balance on 31st March 2006</i>
3206		3206		3206
2620		2620		2620
15000	2052	17052		17052
3666		3666	16	3650
<u>223256</u>	<u>26051</u>	<u>249307</u>	<u>16</u>	<u>249291</u>
20134	..	20134	25	20109
2381	..	2381		2381
<u>22515</u>	<u>..</u>	<u>22515</u>	<u>25</u>	<u>22490</u>
664	..	664		664
1355	..	1355	..	1355
<u>2019</u>	<u>..</u>	<u>2019</u>		<u>2019</u>
7917	..	7917		7917
4784	..	4784		4784
51	..	51		51
94	..	94		94
<u>12846</u>	<u>..</u>	<u>12846</u>		<u>12846</u>

Head of Account

F. **LOANS AND ADVANCES -- Contd.**

3. LOANS FOR ECONOMIC SERVICES -- Contd.

(i) **Loans for Agriculture and Allied Activities--Contd.**

6405 Loans for Fisheries--

105 Processing, preservation and marketing--
Other loans

106 Mechanisation of Fishing Crafts--
Other loans

190 Loans to Public Sector and Other Undertakings--
Loans to Kerala Fisheries Corporation Limited
Loans on invoking guarantee given by Government
to Indian Overseas Bank- Loans to Kerala Fisheries
Corporation Limited
Loans to Kerala Fisheries Corporation Limited
for the purchase of Trawlers
Loans to Kerala Fishermen's Welfare Corporation Limited
Other loans

195 Loans to Fishermen's Co-operatives--
Loans to Fishermen's Co-operative Societies
Working Capital loan to M.U.C.S. Marketing Societies
and Federations
Loans on invoking guarantee given by Government to
Thiruvananthapuram District Co-operative Bank--
Loans to Thiruvananthapuram District (Northern)
Regional Fish Marketing Co-operative Society Limited
F(i)110, Anjengo
Loans on invoking guarantee given by Government to
Malabar Central Co-operative Bank-Loans to Kozhikode
Regional Fish Marketing Co-operative Society,
(Pudiappa), Limited F(D) 174
Loans to Matsyafed for integrated pilot project for
Fisheries Development (N.C.D.C.assisted)
Loans on invoking guarantee given to the State Bank
of India--Loans to Parappanangadi Regional Fish
Marketing Co-operative Society Limited F(M) 709
Integrated inland fisheries development project
Other loans

800 Other loans--

Subsidised Housing Scheme for Traditional Fishermen
Loans to Fishery Development
Loans to Kuwait Fund assisted project for Prawn Culture
Other loans
Total--Loans for Fisheries

(k) Detailed accounts are maintained by departmental officers. Minus balance is under investigation by them.

AND ADVANCES MADE BY GOVERNMENT-Contd.

<i>Balance on 1st April 2005</i>	<i>Amount advanced during the year</i>	<i>Total (Rupees in thousand)</i>	<i>Amount repaid during the year</i>	<i>Balance on 31st March 2006</i>
108		108		108
-76		-76		-76 (k)
14772		14772		14772
17762		17762		17762
7700		7700		7700
8194		8194		8194
2193		2193		2193
88475		88475		88475
2846	..	2846		2846
17883	..	17883		17883
9425	..	9425		9425
376280	40000	416280	50000	366280
12733	..	12733		12733
16590	..	16590		16590
2562	..	2562		2562
13370	..	13370		13370
4535	..	4535		4535
46611	..	46611		46611
2498	..	2498	31	2467
644461	40000	684461	50031	634430

Head of Account

F. LOANS AND ADVANCES -- *Contd.*

3. LOANS FOR ECONOMIC SERVICES -- *Contd.*

(i) Loans for Agriculture and Allied Activities--*Contd.*

6406 Loans for Forestry and Wildlife--

190 Loans to Public Sector and Other Undertakings--

Loans to Kerala state Wood Industries, Nilambur

Loan on invoking Guarantee to Kerala State Wood Industries Ltd, Nilambur

Loans to Kerala Forest Development Corporation Limited

Other loans

Total--Loans for Forestry and Wildlife

6408 Loans for Food, Storage and Warehousing--

01 Food--

190 Loans to Public Sector and Other Undertakings--

Loans to Kerala State Civil Supplies Corporation Limited

Retail outlets by Kerala State Civil Supplies Corporation

Construction of godowns by KSCSC,SWC in RDPS and other backward areas

02 Storage and Warehousing--

190 Loans to Public Sector and Other undertakings

Kerala State Warehousing Corporation

Other loans

195 Loans to Co-operatives--

Loans for construction of godowns under Scheme of

Co-operative Storage (N.C.D.C.Sponsored Scheme)

Loans to Kerala State Co-operative Marketing Federation

for development of business (N.C.D.C.Sponsored Scheme)

Margin Money assistance to Kerala State Co-operative

Rubber Marketing Federation Limited (N.C.D.C.

Sponsored Scheme)

Loans to Kerala State Co-operative Marketing

Federation for procurement of Cashew

Loans for strengthening of marketing activities

Loans to Central Arecanut Marketing and Processing Co-operatives (CAMPCO)

Kerala State Cooperative Marketing Federation-Rehabilitation Scheme

Loans to Kerala State Co-operative Marketing

Federation for procurement of Copra

NCDC IV Storage Project-World Bank Assistance Scheme

Assistance to Primary Co-operatives and Federations

Loans to Primary co-operatives and federation (NCDC 100%)

Other loans

Total--Loans for Food, Storage and Warehousing

(l) Included under "Other Loans" since the closing balance does not exceed Rs. 25 lakh.

(m) Detailed accounts are maintained by departmental officers. Minus balance is under investigation by them.

(n) Includes Rs.8600 thousand *vide* foot note (l) above.

No. 18

AND ADVANCES MADE BY GOVERNMENT-Contd.

<i>Balance on 1st April 2005</i>	<i>Amount advanced during the year</i>	<i>Total (Rupees in thousand)</i>	<i>Amount repaid during the year</i>	<i>Balance on 31st March 2006</i>
39910	3000	42910		42910
16500		16500		16500
17508	..	17508		17508
12	..	12		12
73930	3000	76930		76930
1325710		1325710		1325710
6492		6492		6492
10328		10328		10328
6073		6073	2330	3743
1241		1241		1241
.. (l)	
64476		64476		64476
41609		41609	200	41409
50000		50000		50000
.. (l)	
3000		3000		3000
49990		49990		49990
10000		10000		10000
-6576		-6576		-6576 (m)
23499		23499		23499
107292	53654	160946	2552	158394
12208 (n)		12208	5457	6751
1705342	53654	1758996	10539	1748457

Head of Account

- F. LOANS AND ADVANCES -- *Contd.*
 3. LOANS FOR ECONOMIC SERVICES -- *Contd.*
 (i) Loans for Agriculture and Allied Activities--*Contd.*

6425 Loans for Co-operation--

107 Loans to Credit Co-operatives--

Loans on invoking guarantee given by Government, to Calicut District Co-operative Bank-
 Loans to Calicut wholesale Co-operative Consumer Store
 Loans under Agricultural Credit Stabilisation Fund (Centrally Sponsored Scheme)
 Assistance to Co-operative Credit Institutions towards conversion of short term loans into medium term loans in drought affected areas
 Purchase of debentures of Kerala State Co-operative Agricultural Development Bank Limited
 Non overdue cover assistance to Co-operative Credit Institutions (C.S.S.50%)
 Loans on invoking guarantee given by Government to District Co-operative Bank Palakkad--Loans to Palakkad District Wholesale Co-operative Consumer Stores
 Non overdue cover assistance to Co-operatives Credit Institutions (State Share)
 Assistance to Co-operative Credit Institutions towards conversion of short-term loan into medium-term loan on account of Natural Calamities--State Share
 Conversion of short-term loans into medium-term loans in flood affected areas
 Assistance to District Co-operative Banks for non overdue cover-State share
 Loans for scheme under Macro Management
 Fertilizer Distribution
 For reorganisation of credit godowns
 Other loans

108 Loans to Other Co-operatives--

Loans to cashew co-operatives (Cannanore District)
 Assistance from N.C.D.C.for other Schemes (NCDC.100%)
 Co-operatives organised for promotion of Employment-Loan Integrated Project for Coconut Development Processing and Marketing (KERAFED) N.C.D.C. 100 %
 Loans under the Central Sector Scheme for financing small and medium size Co-operative Processing Units (100% N.C.D.C.)
 Setting up of printing cum dyeing unit (C.S.S.100%)
 Integrated Development of Primary Agricultural Credit Societies (100% N.C.D.C.)

(o) Detailed accounts are maintained by the departmental officers. Minus balance is under investigation by them.

(p) Included under 'other loans' in the Finance Accounts 2004-05.

(q) Excludes Rs.-1875 thousand *vide* foot note (p) above.

(r) Minus credit is due to rectification of misclassification in earlier years.

AND ADVANCES MADE BY GOVERNMENT-Contd.

<i>Balance on 1st April 2005</i>	<i>Amount advanced during the year</i>	<i>Total (Rupees in thousand)</i>	<i>Amount repaid during the year</i>	<i>Balance on 31st March 2006</i>
6192		6192		6192
7515		7515	1100	6415
6012		6012		6012
351904	47616	399520	40143	359377
24693		24693	13901	10792
2694		2694		2694
6322		6322	1	6321
4348		4348		4348
6003		6003	3	6000
4000		4000		4000
12893	6000	18893	4	18889
-3486		-3486	30	-3516 (a)
-1875 (p)		-1875	1398	-3273 (a)
-159 (q)		-159	-1154 (r)	995
-7614		-7614	3	-7617 (a)
4839		4839		4839
4533		4533	124	4409
218421		218421		218421
55232		55232		55232
6678		6678		6678
216892	25030	241922	23091	218831

Head of Account

F. LOANS AND ADVANCES -- *Contd.*

3. LOANS FOR ECONOMIC SERVICES -- *Contd.*

(i) Loans for Agriculture and Allied Activities--*Concl'd.*

6425 Loans for Co-operation--*Concl'd.*

108 Loans to Other Co-operatives--*Concl'd.*

Financial assistance to Consumer Co-operative Stores

Loans to Consumer Co-operatives (C.S.S.100%)

Revitalisation of District wholesale stores and Consumer Federation

Assistance to co-operatives for large scale commercial operations

Rehabilitation package for weak but potential co-operatives

Interest free loans to state co-operative consumer federation-

Neethi Store

Financial Assistance to Neethi Stores

Assistance to PACs, Primary Societies, whole sale stores and federations(NCDC Assisted)

Loans to co-op societies for rehabilitation package and large sized commercial operations

Other loans

Total--Loans for Co-operation

Total-(i)Loans for Agriculture and Allied Activities

(ii) Loans for Rural Development--

6515 Loans for Other Rural Development Programmes--

101 Panchayati Raj--

Other loans

800 Other loans--

Loans to Kerala State Rural Development Board

Total--Loans for Other Rural Development Programmes

Total-(ii) Loans for Rural Development

(iii) Loans for Special Areas Programmes--

6575 Loans for Other Special Areas Programmes--

60 Others--

800 Other loans--

Loans to South Wynad Girijan Joint Farming Society for the implementation of the Scheme--

Organisation of a co-operative farm for cardamom under Western Ghats Development Project

Other loans

Total--Loans for Other Special Areas Programmes

Total-(iii)Loans for Special Areas Programmes

(s) Included under "Other Loans" since the closing balance does not exceed Rs.25 lakh.

(t) Includes Rs. 2886 thousand *vide* foot note (s) above.

AND ADVANCES MADE BY GOVERNMENT-Contd.

<i>Balance on 1st April 2005</i>	<i>Amount advanced during the year</i>	<i>Total (Rupees in thousand)</i>	<i>Amount repaid during the year</i>	<i>Balance on 31st March 2006</i>
3750		3750		3750
.. (s)				
12193		12193		12193
77973	735	78708	517	78191
56561		56561	512	56049
114984		114984	2358	112626
19740	2000	21740	739	21001
633217	101195	734412	5008	729404
26991		26991		26991
8344 (t)	480	8824	4055	4769
1879790	183056	2062846	91833	1971013
4564159	305761	4869920	152444	4717476

1121	..	1121	162	959
4672	..	4672		4672
5793	..	5793	162	5631
5793	..	5793	162	5631

2866	..	2866		2866
1	..	1		1
2867	..	2867	..	2867
2867	..	2867	..	2867

Head of Account

- F. LOANS AND ADVANCES -- *Contd.*
3. LOANS FOR ECONOMIC SERVICES -- *Contd.*
- (iv) Loans for Energy--
- 6801 Loans for Power Projects--**
- 190 Loans to Public Sector and Other Undertakings--
- Loans to Kerala State Electricity Board for inter-State links (Centrally Sponsored)
- Loans to Kerala State Electricity Board (Power)
- Adjustment amount of the interest from the Kerala State Electricity Board
- Ways and Means advances to the Kerala State Electricity Board
- Loans to the Kerala State Electricity Board under the Emergency Food Production Programmes
- Energisation of pump sets
- Market Borrowings
- Loans to KSEB under the accelerated Power Devpt. and reforms programme
- Loans to KSEB under PMGY (RE)
- Power Project under Indo-Swiss mixed Credit Scheme
- Loans for settling liabilities of Kerala State Electricity Board with Central Public Undertakings
- Total - Loans for Power Projects
- Total--(iv) Loans for Energy
- (v) Loans for Industry and Minerals--
- 6851 Loans for Village and Small Industries--**
- 101 Industrial Estates--
- Loans towards the cost of work shed units transferred to Private Sector
- Other loans
- 102 Small Scale Industries--
- Pilot Intensive Development Project-Loans towards the cost of machinery handed over to Private Parties on hire purchase system
- Loans to Small Scale Industries Units towards payment of Sales Tax
- Loans on account of cost of land in development plots transferred to Private Sector.
- Loans to Small Scale Industries issued by the department
- Loans to Small Scale Industries through KFC
- Assistance for revitalisation of sick Small Scale Industrial Units
- Loans to Harijan Entrepreneurs--Harijan Development Scheme--Special Component Plan
- Seed Capital loan to entrepreneurs to start industries
- Seed Capital loan to entrepreneurs to start industries-Special Component Plan for Scheduled Castes
- District Industries Centres--Margin Money (C.S.S.50%)
- Harijan Development Programme--Special Component Plan
- Tribal Sub Plan
- Industrial Cluster Development Programme
- Other loans

(u) Detailed accounts are maintained by departmental officers. Minus balance is under investigation by them.

(v) Stood included under other loans in the Finance Accounts 2004-05.

(w) Excludes Rs.2326 thousand *vide* foot note (v) above.

No. 18

AND ADVANCES MADE BY GOVERNMENT-Contd.

<i>Balance on 1st April 2005</i>	<i>Amount advanced during the year</i>	<i>Total (Rupees in thousand)</i>	<i>Amount repaid during the year</i>	<i>Balance on 31st March 2006</i>
184184		184184	..	184184
12136671		12136671		12136671
53832		53832		53832
45000		45000		45000
15000		15000		15000
3000		3000		3000
572500		572500		572500
883550	662800	1546350		1546350
41615		41615		41615
260116		260116		260116
11582520		11582520		11582520
25777988	662800	26440788		26440788
25777988	662800	26440788		26440788
-3756		-3756	78	-3834 (u)
1706		1706		1706
-2793		-2793	27	-2820 (u)
4120		4120	1010	3110
-95135		-95135	5529	-100664 (u)
6498		6498		6498
-3515		-3515	6	-3521 (u)
16255		16255		16255
91693		91693	639	91054
621356	74801	696157	27383	668774
6986		6986		6986
-7940		-7940	3579	-11519 (u)
6057		6057		6057
6664		6664	71	6593
2326 (v)	1644	3970		3970
1531 (w)	500	2031	403	1628

Head of Account

- F. LOANS AND ADVANCES -- *Contd.*
3. LOANS FOR ECONOMIC SERVICES -- *Contd.*
- (v) Loans for Industry and Minerals--*Contd.*
- 6851 Loans for Village and Small Industries--*Contd.***
- 103 Handloom Industries--
Pre-loom and Post-loom Processing Centre by Kerala
State Handloom Development Corporation Limited
Loans for Intensive Development Project in Handloom
Financial assistance for setting up a Raw Material Bank
Quality raw material for weavers
Margin money loans for Working Capital of Power looms Factory Type Societies
Loans to Malcotex
Other loans
- 104 Handicraft Industries--
Other loans
- 105 Khadi and Village Industries--
Other loans
- 106 Coir Industries--
Loans to Model Coir Factories
Loans to coirfed for the distress purchase of coir
Appointment of Committee to study and suggest measures for revival
of sick coir societies and assistance for rehabilitation of viable societies
Loans for setting up of Diesel generator sets by units under KDP
Loans for the construction of Godowns for Coirfed, Coir products
manufacturing societies and primary coir co-operative societies
Assistance for Procurement for Husk/Fibre
Loan for setting up a raw material bank in COIRFED
Margin money loans to entrepreneurs
Other loans
- 108 Power loom Industries-
Loans for new Power loom Units
- 109 Composite Village and Small Industries Co-operatives--
Loans to Coir Development
Purchase and distribution of looms to loom less Weavers (C.S.S.50%)
Setting up of defibering mills and motorised treadle ratts
(with assistance from N.C.D.C. and Coir Board) State Share
Loans for purchase/modernisation/renovation of ratts, looms, equipments, etc.
Assistance for acquisition of fixed assets
Revitalisation of Hantex
Kerala State Co-operative Textile Federation (TEXFED)
Integrated Coir Development project for setting up of defibering
mills and motorised treadle ratts(with assistance from NCDC)
Assistance for creation of facilities for the use of 'PITHPLUS' and 'COIRRET'
in the coir co-operative societies setting up units under ICDP plan
Purchase and distribution of looms to loom less weavers (50% C.S.S)-Special component plan
Other loans

(x) Detailed accounts are maintained by departmental officers. Minus balance is under investigation by them.

(*) Minus credit is due to rectification of misclassification in earlier years.

No. 18

AND ADVANCES MADE BY GOVERNMENT-Contd.

<i>Balance on 1st April 2005</i>	<i>Amount advanced during the year</i>	<i>Total (Rupees in thousand)</i>	<i>Amount repaid during the year</i>	<i>Balance on 31st March 2006</i>
8349		8349		8349
22270		22270		22270
74822		74822		74822
19000	4000	23000		23000
3500	3000	6500		6500
80402		80402		80402
1149		1149	237	912
-29		-29		-29 (x)
22		22		22
4832		4832		4832
3000		3000		3000
75489		75489	416	75073
11079		11079		11079
34241		34241	15	34226
15000	16250	31250		31250
10000		10000		10000
3791	3500	7291	10	7281
2500		2500		2500
5358		5358		5358
67043	249	67292	527	66765
12511		12511	1	12510
36444		36444		36444
13865		13865		13865
4765		4765		4765
12019		12019		12019
158700		158700		158700
135713		135713		135713
9317		9317		9317
5724		5724		5724
4147		4147	-78 (*)	4225

Head of Account

F. LOANS AND ADVANCES -- *Contd.*

3. LOANS FOR ECONOMIC SERVICES -- *Contd.*

(v) Loans for Industry and Minerals--*Contd.*

6851 Loans for Village and Small Industries--*Contd.*

190 Loans to Public Sector and Other Undertakings--

Loans to Kerala State Handloom Development Corporation--

Scheme for betterment of Handloom weavers

Special project package scheme for the betterment of Handloom weavers (33% State Assistance and 67% Central Assistance)

Loans to Handicraft Development Corporation of Kerala Limited

Loans to Kerala State Bamboo Corporation Limited

Loans to Kerala Artisans' Development Corporation Limited

Loans to Kerala State Coir Corporation Limited

Loans to Kerala State Small Industries Development Corporation Limited

Loans to Kerala State Small Industries Development Corporation Limited for purchase of indigenous machinery

Other loans

195 Loans to Co-operatives--

Loan aid to Industrial Co-operatives (Small Scale Industries)

Loans for expansion and organisation of

Industrial Co-operatives (Handloom) (CSS 50%)

Loans for conversion of handlooms to power looms

Loans to primary handloom weavers' Co-operatives for warehouses

Loans to Kerala State Engineering Technicians Industrial

Co-operative Society (ENCOS)

Loans for organisation of Handloom Weavers'

Co-operative Society for Scheduled Caste/Scheduled Tribe--

Special Component Plan

Loans to Primary Weavers' Co-operative Societies for

construction of Work sheds (N.C.D.C.Sponsored Scheme)

Loans for revitalisation of idle and dormant

handloom weavers' Co-operative Societies

Pre-loom processing facilities for Cottage Type

Handloom Societies (100% C.S.S.)

(y) Detailed accounts are maintained by departmental officers. Minus balance is under investigation by them.

No. 18

AND ADVANCES MADE BY GOVERNMENT-Contd.

<i>Balance on 1st April 2005</i>	<i>Amount advanced during the year</i>	<i>Total (Rupees in thousand)</i>	<i>Amount repaid during the year</i>	<i>Balance on 31st March 2006</i>
140393		140393	2004	138389
12833		12833		12833
6788		6788	6	6782
4507		4507		4507
2564		2564		2564
6280		6280	993	5287
15200		15200		15200
-706		-706		-706 (y)
4453		4453		4453
15646		15646		15646
2767		2767		2767
5407		5407		5407
11500		11500		11500
7433		7433		7433
5541		5541	18	5523
13645		13645		13645
11000		11000		11000

Head of Account

- F. LOANS AND ADVANCES -- *Contd.*
3. LOANS FOR ECONOMIC SERVICES -- *Contd.*
- (v) Loans for Industry and Minerals--*Contd.*
- 6851 Loans for Village and Small Industries-- *Concl'd.***
- 195 Loans to Co-operatives--*Concl'd.*
- Construction of Godowns/Work sheds/Processing Centres/
 Showrooms of Apex and Primary Handloom Weavers' Co-operative Societies (N.C.D.C.share)
 Establishment of Processing Units, Work sheds, etc., (N.C.D.C.100%)
 Loans to Kerala State Cashew Workers Apex Industrial Co-operative Society
 Revitalisation of factory type Handloom Weavers co-operative society
 Construction of Godowns for COIRFED
 Margin money assistance to COIRFED for working capital loan(100% NCDC)
 Other loans
- 196 Loans to Zilla Parishads/District Level Panchayats.
- Other loans
- 200 Other Village Industries--
- Interest free loan to young entrepreneurs
 Loans towards the cost of machinery handed over to private parties
 Other loans
- Total--Loans for Village and Small Industries
- 6853 Loans for Non-Ferrous, Mining and Metallurgical Industries--**
- 60 Other Mining and Metallurgical Industries--
- 190 Loans to Public Sector and Other Undertakings--
- Kerala Minerals and Metals Limited
- Total--Loans for Non-Ferrous, Mining and
 Metallurgical Industries
- 6854 Loans for Cement and Non-Metallic Mineral Industries--**
- 01 Cement--
- 190 Loans to Public Sector and Other Undertakings--
- Loans to Malabar Cements, Walayar
- 60 Others
- 190 Loans to Public Sector and Other undertakings
- Kerala Construction components Limited.
- Total--Loans for Cement and Non-Metallic Mineral Industries
- 6857 Loans for Chemical and Pharmaceutical Industries--**
- 01 Chemicals and Pesticides Industries--
- 190 Loans to Public Sector and Other Undertakings--
- Kerala State Salicylate and Chemicals Limited
- Other loans

(z) Detailed accounts are maintained by departmental officers. Minus balance is under investigation by them.

No. 18

AND ADVANCES MADE BY GOVERNMENT-Contd.

<i>Balance on 1st April 2005</i>	<i>Amount advanced during the year</i>	<i>Total (Rupees in thousand)</i>	<i>Amount repaid during the year</i>	<i>Balance on 31st March 2006</i>
322854		322854		322854
77057		77057		77057
480619		480619		480619
5711		5711		5711
-2876		-2876		-2876 (z)
20000		20000		20000
22499	1520	24019	161	23858
1262		1262		1262
2687	..	2687	13	2674
-5246		-5246	182	-5428 (z)
3874	..	3874		3874
2680768	105464	2786232	43230	2743002
8471	..	8471	..	8471
8471	..	8471	..	8471
21903	..	21903	1382	20521
5000	..	5000	..	5000
26903	..	26903	1382	25521
112164		112164	..	112164
-1658		-1658	..	-1658 (z)

Head of Account

F. LOANS AND ADVANCES -- *Contd.*

3. LOANS FOR ECONOMIC SERVICES -- *Contd.*

(v) Loans for Industry and Minerals--*Contd.*

6857 Loans for Chemical and Pharmaceutical Industries--*Concl'd.*

02 Drugs and Pharmaceutical Industries--

190 Loans to Public Sector and Other Undertakings--

Loans to Kerala State Drugs and Pharmaceutical Limited

Total-Loans for Chemical and Pharmaceutical Industries

6858 Loans for Engineering Industries--

01 Electrical Engineering Industries--

190 Loans to Public Sector and Other Undertakings--

Loans to Traco Cables Limited

Loans to Kerala electrical allied engineering company limited

Loans to Transformers and electricals (Kerala) limited

Interest free loan to Kerala Electrical and Allied Engineering Company Ltd.

Other loans

02 Other Industrial Machinery Industries

190 Loans to Public Sector and Other Undertakings--

Loans to Steel complex limited

Loans to Scooters Kerala Limited

03 Transport Equipment Industries--

190 Loans to Public Sector and Other Undertakings--

Kerala Automobiles Limited

Other loans

60 Other Engineering Industries--

190 Loans to Public Sector and Other Undertakings--

Loans to Kerala State Construction Corporation Limited

Loans to Premo-pipe factory

Loans to Kerala State Engineering Works Limited

Loans to Shornur Metal Industries

Loans to Metropolitan Engineering Company Limited

Loans to Kerala Special Refractories Limited

Loans to Steel Industrials Kerala Limited

Loans to Autokast Limited

Loans to Chalakudy Refractories Limited

Loans to SIDKAL Televisions Ltd

Other loans

Total-Loans for Engineering Industries

(A) Minus credit is due to rectification of misclassification in the earlier years.

AND ADVANCES MADE BY GOVERNMENT-Contd.

<i>Balance on 1st April 2005</i>	<i>Amount advanced during the year</i>	<i>Total (Rupees in thousand)</i>	<i>Amount repaid during the year</i>	<i>Balance on 31st March 2006</i>
46813	..	46813	..	46813
157319		157319	..	157319
11088		11088	-7444 (A)	18532
30534		30534		30534
140887		140887		140887
75000	25600	100600	427	100173
19		19	..	19
134539		134539	..	134539
30500		30500	..	30500
52039		52039	..	52039
525		525	..	525
10840		10840	..	10840
83500		83500	..	83500
14833		14833	..	14833
10737		10737	-993 (A)	11730
46407		46407	..	46407
10700		10700	..	10700
251790		251790	..	251790
229600		229600	..	229600
18519		18519	..	18519
17167		17167	..	17167
3430		3430	..	3430
1172654	25600	1198254	-8010	1206264

Head of Account

F. LOANS AND ADVANCES -- *Contd.*

3. LOANS FOR ECONOMIC SERVICES -- *Contd*

(v) Loans for Industry and Minerals--*Contd.*

6859 Loans for Telecommunication and Electronic Industries-

02 Electronics--

190 Loans to Public Sector and Other Undertakings--

Loans to Kerala State Electronics Development Corporation Limited

Loans to Electronic Technology Park for the establishment of Satellite earth station at Thiruvananthapuram.

Total--Loans for Telecommunication and Electronic Industries

6860 Loans for Consumer Industries--

01 Textiles--

101 Loans to Co-operative Spinning Mills--

Loans to Malappuram Co-operative Spinning Mills

Loans to Trichur Co-operative Spinning Mills

Loans to Alleppey Co-operative Spinning Mills

Loans to co-operative spinning mills, Kollam

Loans to Cannanore co-operative spinning mills

Loans to Co-operative Spinning Mill, Kottayam

Other loans

190 Loans to Public Sector and Other Undertakings--

Loans to Thiruvananthapuram Spinning Mills Limited

Loans for the modernisation of Sitaram Spinning and Weaving Mills Limited

Loans to Travancore Rayons Limited

Loans to Kerala State Textile Corporation Limited

Loans to Kunnathara Textiles Limited

Loans to M/s Kunnathara Textiles for the full and final settlement of dues to IFCI towards Govt Guarantee

Other loans

04 Sugars--

101 Loans to Co-operative Sugar Mills--

Loans to Mannam Sugar Co-operative Limited

Loans to Co-operative Sugars Limited, Chittur

Short term loan to Mannam Sugar Mills

Other loans

190 Loans to Public Sector and Other Undertakings--

Travancore sugars and chemicals, Thiruvalla

(B) Detailed accounts are maintained by departmental officers. Minus balance is under investigation by them.

No. 18

AND ADVANCES MADE BY GOVERNMENT-Contd.

<i>Balance on 1st April 2005</i>	<i>Amount advanced during the year</i>	<i>Total (Rupees in thousand)</i>	<i>Amount repaid during the year</i>	<i>Balance on 31st March 2006</i>
965784		965784		965784
21000	..	21000	..	21000
<u>986784</u>		<u>986784</u>		<u>986784</u>
17706		17706	..	17706
26410		26410	..	26410
23175		23175	..	23175
21727		21727	..	21727
14795	20000	34795	..	34795
137700		137700		137700
-85		-85	..	-85 (B)
80424		80424	..	80424
76375		76375	..	76375
27500		27500	..	27500
46846		46846	..	46846
4900		4900	..	4900
22250		22250	..	22250
1173		1173	..	1173
14248		14248		14248
20978		20978		20978
3000		3000	..	3000
2400		2400	..	2400
32682		32682	..	32682

STATEMENT
DETAILED STATEMENT OF LOANS

Head of Account

- F. LOANS AND ADVANCES --*Contd.*
3. LOANS FOR ECONOMIC SERVICES -- *Contd.*
- (v) Loans for Industry and Minerals--*Concl'd.*
- 6860 Loans for Consumer Industries--concl'd.**
- 60 Others--
- 190 Loans to Public Sector and Other Undertakings--
- Loans to Plantation Corporation of Kerala Limited
 - Loans to Kerala Ceramics Limited
 - Loans to Trivandrum Rubber Works Limited
 - Loans to Kerala State Cashew Development Corporation Limited
 - Loans on invoking guarantee given by Government to Consortium of Banks-
 - Loans to Kerala State Cashew Development Corporation Ltd.
 - Loans to Travancore Plywood Industries Limited
 - Loans to Kerala Soaps and Oils Limited
 - Loans on invoking guarantee given by Government to State Bank of Travancore--
 - Loans to Trivandrum Rubber Works Limited
 - Loans on invoking guarantee given by Government-payment to Lord Krishna Bank on behalf of Kerala Soaps and Oils Limited
 - Loans to Forest Industries(Travancore) Limited
 - Loans to Kerala State Detergent and Chemicals
 - Interest free loan to Kerala State Coconut Development Corporation
 - Loans to Kerala Construction Corporation
 - Other loans
- 600 Others--
- Loans to Parry and Company Limited--
 - Other loans
- 800 Other loans--
- Other loans
- Total -Loans for Consumer Industries
- 8885 Other Loans to Industries and Minerals--**
- 01 Loans to Industrial Financial Institutions--
- 190 Loans to Public Sector and Other Undertakings--
- Loans to Kerala State Industrial Development Corporation
 - Loans to Kerala State Industrial Enterprises Limited
 - Other loans
- 60 Others--
- 190 Loans to Public Sector and Other Undertakings--
- Loans to Kerala Industrial Infrastructure Development Corporation
 - Loans to KINFRA for completion of projects sanctioned by IT Dept.
- 800 Other loans--
- Cost of land in development areas transferred to Private Sector
 - Loans for revitalisation of sick Industries
 - Other loans
- Total--Other Loans to Industries and Minerals
- Total-- (v) Loans for Industries and Minerals

(C) Increased *pro forma* by Rs.66,55,73 thousand consequent on conversion of assistance into loan.

(D) Detailed accounts are maintained by departmental Officers. Minus balance is under investigation by them.

AND ADVANCES MADE BY GOVERNMENT-Contd.

<i>Balance on 1st April 2005</i>	<i>Amount advanced during the year</i>	<i>Total (Rupees in thousand)</i>	<i>Amount repaid during the year</i>	<i>Balance on 31st March 2006</i>
3833	4000	7833	..	7833
67565		67565	..	67565
24763		24763	..	24763
2231975		2231975	..	2231975
..	330000	330000		330000
74013		74013	..	74013
196212		196212	..	196212
27639		27639	..	27639
10643		10643	..	10643
7500		7500	..	7500
19500		19500	..	19500
40000		40000	..	40000
3666		3666	..	3666
342		342	..	342
867		867	..	867
5		5	..	5
3282727	354000	3636727		3636727
190074		190074	7500	182574
263983		263983	..	263983
586		586	..	586
1683073 (C)	100000	1783073		1783073
255000		255000		255000
-60501		-60501	2634	-63135 (D)
12312		12312		12312
4872	..	4872	33	4839
2349399 (C)	100000	2449399	10167	2439232
10665025 (C)	585064	11250089	46769	11203320

Head of Account

- F. LOANS AND ADVANCES -- *Contd.*
3. LOANS FOR ECONOMIC SERVICES -- *Contd.*
- (vi) Loans for Transport--
- 7051 Loans for Ports and Lighthouses--**
- 02 Minor Ports--
- 800 Other loans--
- Other loans
- Total--Loans for Ports and Lighthouses
- 7052 Loans for Shipping--**
- 60 Others--
- 800 Other loans
- Other loans
- Total--Loans for Shipping
- 7053 Loans for Civil Aviation--**
- 190 Loans to Public Sector and Other Undertakings--
- Other loans
- Total--Loans for Civil Aviation
- 7055 Loans for Road Transport--**
- 190 Loans to Public Sector and Other Undertakings--
- Loans to Kerala State Road Transport Corporation
- Ways and Means Advances to Kerala State
- Road Transport Corporation
- Interest free advance to Kerala State Road
- Transport Corporation
- Total--Loans for Road Transport
- 7056 Loans for Inland Water Transport--**
- 190 Loans to Public Sector and Other Undertakings--
- Other loans
- Total--Loans for Inland Water Transport
- Total-- (vi) Loans for Transport
- (vii) Loans for General Economic Services
- 7452 Loans for Tourism--**
- 01 Tourist Infrastructure--
- 190 Loans to Public Sector and Other Undertakings--
- Loans to Kerala Tourism Development Corporation
- Limited for development of Tourism
- Other loans
- Total--Loans for Tourism

(E) Detailed accounts are maintained by departmental officers. Minus balance is under investigation by them.

(F) Includes Rs.150000 thousand spent out of an advance from Contingency Fund obtained during 2004-2005 and recouped to the fund during

No. 18

AND ADVANCES MADE BY GOVERNMENT-Contd.

<i>Balance on 1st April 2005</i>	<i>Amount advanced during the year</i>	<i>Total (Rupees in thousand)</i>	<i>Amount repaid during the year</i>	<i>Balance on 31st March 2006</i>
-6	..	-6	..	-6 (E)
-6	..	-6	..	-6
-189	..	-189	388	-577 (E)
-189	..	-189	388	-577
1000	..	1000	..	1000
1000	..	1000	..	1000
287598	200000 (F)	487598	..	487598 (F)
367500	..	367500	..	367500
45000	..	45000	..	45000
700098	200000	900098	..	900098
372	..	372	..	372
372	..	372	..	372
701275	200000	901275	388	900887
17806	..	17806	..	17806
1417	..	1417	..	1417
19223	..	19223	..	19223

the year.

Head of Account

F.	LOANS AND ADVANCES -- <i>Concl'd.</i>
	3. LOANS FOR ECONOMIC SERVICES -- <i>Concl'd.</i>
	(vii) Loans for General Economic Services-- <i>Concl'd.</i>
	7465 Loans to General Financial and Trading Institutions--
	190 Loans to Public Sector and Other Undertakings--
	Other loans
	Total--Loans to General Financial and Trading Institutions
	7475 Loans for Other General Economic Services--
	800 Other loans--
	Other loans
	Total--Loans for Other General Economic Services--
	Total-- (vii) Loans for General Economic Services
	Total-- 3. Loans for Economic Services
	4. LOANS TO GOVERNMENT SERVANTS, ETC.--
	7610 Loans to Government Servants, etc.--
	201 House Building Advances--
	Officers of the All India Services
	State Service Officers
	Other Loans
	202 Advances for purchase of Motor Conveyances--
	General
	203 Advances for purchase of other conveyances--
	Other Loans
	204 Advances for the purchase of Computers--
	Other Loans
	800 Other Advances--
	Interest free advances to Government employees
	Other Advances to AIS Officers-Interest free advance to AIS officers
	for medical treatment, Other Advances to AIS Officers
	Marriage advance to Class IV Employees
	Other loans
	Total--Loans to Government Servants, etc.
	Total-- 4.Loans to Government Servants, etc.
	5. MISCELLANEOUS LOANS--
	7615 Miscellaneous Loans--
	200 Miscellaneous Loans--
	Other loans
	Total-Miscellaneous Loans
	Total- 5.Miscellaneous Loans
	Total--F. LOANS AND ADVANCES

(G) Detailed accounts are maintained by departmental officers. Minus balance is under investigation by them.

(H) Increased *pro forma* by Rs.665573 thousand *vide* footnote (C) of this statement.

Note:- Interest received on Loans on Advances and credited to revenue is Rs.312787 thousand. The receipts are not susceptible of allocation among the

No. 18

AND ADVANCES MADE BY GOVERNMENT-Contd.

<i>Balance on 1st April 2005</i>	<i>Amount advanced during the year</i>	<i>Total (Rupees in thousand)</i>	<i>Amount repaid during the year</i>	<i>Balance on 31st March 2006</i>
212	..	212	..	212
212		212		212
398	..	398		398
398		398		398
19833		19833		19833
41736940	1753625	43490565	199763	43290802
26273		26273	6367	19906
955823		955823	238755	717068
2362		2362	70	2292
68898		68898	38973	29925
-200	213	13	504	-491 (G)
-1124		-1124	1291	-2415 (G)
125896	47584	173480	26248	147232
8494	490	8984	778	8206
22549	3351	25900	5694	20206
2499	1	2500	748	1752
1211470	51639	1263109	319428	943681
1211470	51639	1263109	319428	943681
196	..	196		196
196		196		196
196		196		196
52095661 (H)	2871165	54966826	514960	54451866

various functional major heads for want of sufficient details.

**STATEMENT
DETAILED STATEMENT OF LOANS
DETAILS OF LOANS ADVANCED**

Major Head of Account

6210 Loans for Medical and Public Health
6215 Loans for Water Supply and Sanitation
6216 Loans for Housing
6217 Loans for Urban Development
6235 Loans for Social Security and Welfare
6401 Loans for Crop Husbandry
6405 Loans for Fisheries
6408 Loans for Food, Storage and Warehousing
6425 Loans for Co-operation
6801 Loans for Power Projects
6851 Loans for Village and Small Industries
6858 Loans for Engineering Industries
6860 Loans for Consumer Industries
6885 Other Loans to Industries and Minerals
Total

No. 18
AND ADVANCES MADE BY GOVERNMENT-*Concl'd* .
DURING THE YEAR FOR 'PLAN' PURPOSES

Amount paid during 2005-06
(Rupees in thousand)

12500
960400
35000
37891
6500
26051
40000
53654
183056
662800
105464
25600
354000
100000
<hr/> 2602916

Name of Reserve Fund or Deposit Account

RESERVE FUNDS--

(a) Reserve Funds bearing interest--

8115 Depreciation/Renewal Reserve Funds--

103 Depreciation Reserve Funds--
Government Commercial Departments and Undertakings--
Bleaching and Calendering Plant

8121 General and Other Reserve Funds--

122 Calamity Relief Fund
Total

(b) Reserve Funds not bearing interest--

8222 Sinking Funds--

01 Appropriation for Reduction or Avoidance of Debt--
101 Sinking Funds

8229 Development and Welfare Funds--

103 Development Funds for Agricultural Purposes--
Agriculturists' Rehabilitation Fund
Kudikidappukars' Benefit Fund
106 Industrial Development Funds--
Industrial Research and Development fund--
Electronic Development Fund
114 Mines Welfare Fund--
Kerala Mining Area Welfare Fund
200 Other Development and Welfare Funds--
Kerala Forest Development Fund
Pool Guarantee Fund under the Subsidised Housing
Scheme for Plantation Labour Kerala 1974
Asset Renewal Fund
Social Security Fund
Total--Development and Welfare Funds
Total--Reserve Funds not bearing interest
Total--Reserve Funds

DEPOSIT ACCOUNTS--

(a) Deposits bearing interest--

8338 Deposits of Local Funds--

103 Deposits of State Housing Boards--
Deposits of the Kerala State Housing Board
Total

(a) Represents contribution to the Fund.

(b) Reason for the minus balance is under investigation.

(c) Fund Rules have not been framed so far.

DETAILS OF EARMARKED BALANCES

<i>Balance on 1st April 2005</i>			<i>Balance on 31st March 2006</i>		
<i>Cash</i>	<i>Investment</i>	<i>Total</i>	<i>Cash</i>	<i>Investment</i>	<i>Total</i>
<i>(Rupees in thousand)</i>					
210	..	210	210	..	210
734089	..	734089	491102		491102
734299	..	734299	491312	..	491312
..	1305904 (a)		1305904
41441	23900	65341	39868	23900	63768
18842	21700	40542	20617	21700	42317
32800	..	32800	32800	..	32800
-716		-716	-2065		-2065 (b)
794629		794629	860271		860271
291	..	291	291	..	291
1300000	..	1300000	1350000	..	1350000 (c)
250000	..	250000	250000	..	250000 (c)
2437287	45600	2482887	3857686	45600	3903286
2437287	45600	2482887	3857686	45600	3903286
3171586	45600	3217186	4348998	45600	4394598
7	..	7	7	..	7
7	..	7	7	..	7

Name of Reserve Fund or Deposit Account

DEPOSIT ACCOUNTS--Concl'd.

(b) Deposits not bearing interest--

8449 Other Deposits--

103 Subventions from Central Road Fund

120 Miscellaneous Deposits--

Deposit on account of Grant from Central Government for food production drive scheme

Deposit on account of Grant from Central Government

for the Development of Handloom Industry

Deposit account of contribution for the Welfare of Haj Pilgrims

Deposit account of lumpsum allotment from the

Government of India out of Workmen's Benefit

Fund for award of Prizes to skilled workmen

Deposit account of grants made by Central Government

for financing Cotton Extension Scheme

Deposit for payment of honoraria to enumerators in connection

with 1991 census

Unclaimed interest on and discharged values of Government Securities

Deposit account of the Grant made by the Khadi and Village Industries Commission

Deposit for payment of honoraria to enumerators in connection

with 2001 census

Total

Total--Deposit Accounts

Grand Total

(d) Minus balance is under investigation.

No. 19
DETAILS OF EARMARKED BALANCES--Contd.

<i>Balance on 1st April 2005</i>			<i>Balance on 31st March 2006</i>		
<i>Cash</i>	<i>Investment</i>	<i>Total</i>	<i>Cash</i>	<i>Investment</i>	<i>Total</i>
<i>(Rupees in thousand)</i>					
222932	..	222932	399590	..	399590
-2372	..	-2372	-2372	..	-2372 (d)
16	..	16
-7	..	-7	-7	..	-7 (d)
15	..	15
28	..	28
5235	..	5235
3	..	3	3	..	3
63	..	63	63	..	63
3013	..	3013
228926	..	228926	397277	..	397277
228933	..	228933	397284	..	397284
3400519	45600	3446119	4746282	45600	4791882

**STATEMENT
STATEMENT SHOWING THE DETAILS OF
ANNEXURE --SINKING FUNDS FOR**

<i>Description of Loan</i>	<i>Balance on 1st April, 2005</i>	<i>Amount appropriated from Revenue</i>
----------------------------	--	---

(Rupees

Sinking Fund for Amortisation of Loans --

Consolidated Sinking Fund for redemption of Market Loans

1305904

NO.19
EARMARKED BALANCES ..Concl'd.
AMORTISATION OF LOANS

*Interest on
Investment*

Total

*Amount transferred
to Miscellaneous
Government Account
for extinguishing
Sinking Funds*

*Balance on
31st March 2006*

in thousand)

1305904

1305904

APPENDICES

APPENDIX I

**Details of amounts of investments and the dividend received therefrom for the last three years
(Referred to in paragraph on investments on page 30)**

	<i>Number of concerns</i>	<i>Investment</i>	<i>Dividend received during 2003-04</i>	<i>Number of concerns</i>	<i>Investment</i>	<i>Dividend received during 2004-05</i>	<i>Number of concerns</i>	<i>Investment</i>	<i>Dividend received during 2005-06</i>
	<i>To the end of 2003-04</i>			<i>To the end of 2004-05</i>			<i>To the end of 2005-06</i>		
<i>(Rupees in crore)</i>									
Statutory Corporations	5	347.72		5	266.48 (a)		5	273.48	
Government Companies	96	1293.88	17.16	94	1296.63 (b)	22.58	94	1314.68	11.17
Other Joint Stock Companies	36	8.82	1.86	37	60.21	4.75	37	60.28	5.83
Co-operative Banks and Societies		473.15	1.00		482.52 (d)	1.77	(c)	491.60	1.17
Total	137	2123.57	20.02	136	2105.84	29.10	136	2140.04 (e)	18.17 (f)

(a) Decreased *pro forma* by Rs.88.24 crore *vide* foot note (G) of Statement No.13.

(b) Increased *pro forma* by Rs.3.29 crore *vide* foot notes (x) and (y) of Statement No.13.

(c) Details have not been received from Government (August, 2006)

(d)(i) Decreased *pro forma* by Rs.2.27 crore *vide* foot notes (b) and (B) of Statement No.13.

(ii) Increased by Rs.1.90 crore *vide* foot note (ss(ii)) of Statement No.14.

(e) Excludes Rs.42.10 crore *vide* foot note (uu) of Statement No.14.

(f) Excludes Rs.0.02 crore *vide* foot note (vv) of Statement No.14.

APPENDIX-II

*(Referred to in Note 3 of Statement no.8 of Part 1 of this compilation)***Important cases in which details/information are awaited from Department/
Treasury Officers in connection with the reconciliation of balances**

<i>Head of Account</i>	<i>Departmental Officers responsible for reconciliation from whom details are awaited</i>	<i>Earliest year to which the difference relates</i>	<i>Amount of difference (Excess in Broadsheet + Less in Broadsheet(-) (Rupees in thousand).</i>
8031 Other Savings Deposits			
102 State Savings Bank Deposits	Treasury Officers	1973-74	-64721575
8443 Civil Deposits			
101 Revenue Deposits	do.	1973-74	235987
103 Security Deposits	do.	1974-75	12011
104 Civil Courts' Deposits	do.	1973-74	-1220755
105 Criminal Courts' Deposits	do.	1973-74	-101514
106 Personal Deposits	do.	1972-73	-24591
117 Deposits for work done for Public bodies/Private individuals	do.	1972-73	-1643333
8448 Deposits of Local Funds			
102 Municipal Funds	do.	1984-85	732028
109 Panchayat Bodies Funds	do.	1972-73	-8204932
8658 Suspense Accounts			
101 Pay and Accounts Office Suspense	do.	1997-98	-14428
109 Reserve Bank Suspense-Headquarters	do.	1993-94	-113
112 Tax Deducted at Source Suspense	do	1982-83	-91
8782 Cash Remittances and adjustments between Officers rendering accounts to the same Accounts Officer			
102 Public Works Remittances			
Public Works Cheques	Departmental	1994-95	-110277
Other Remittances- Items adjustable by PWD	Officers and Treasury Officers	1975-76	414766
103 Forest Remittances			
Forest Cheques	The Chief	1993-94	-81473
Other Remittances- Items adjustable by Forest	Conservator of Forests	1963-64	-19398

APPENDIX-III*(Referred to in Note 4 to Statement no.8 of Part 1 of this compilation)***Instances where acceptances of balances have not been received**

<i>Head of Account</i>	<i>No. of acceptances awaited</i>	<i>Year from which acceptances are awaited</i>	<i>Amount as on 31st March 2006(Rupees in lakh)</i>
6215 Loans for Water Supply and Sanitation			
01 Water Supply			
190 Loans to Public Sector and Other Undertakings			
Loans to Kerala Water Authority	2	1999-2000	59857
02 Sewerage and Sanitation			
190 Loans to Public Sector and Other Undertakings			
Loans to the Kerala Water Authority	2	1999-2000	9170
6216 Loans for Housing			
80 General			
201 Loans to Housing Boards			
Loans to Kerala State Housing Board	4	1984-1985	4741
6217 Loans for Urban Development			
04 Slum Area Development			
191 Loans to Municipal Corporations	4	1989-1990	147
192 Loans to Municipalities/Municipal Councils	15	1986-1987	1513
60 Other Urban Development Schemes			
191 Loans to Municipal Corporations	4	1989-1990	112
192 Loans to Municipalities/Municipal Councils	10	1986-1987	39
800 Other Loans	10	1989-1990	11316
6801 Loans to Power Projects			
190 Loans to Public Sector and Other Undertakings	7	1983-1984	264408
7055 Loans for Road Transport			
190 Loans to Public Sector and Other Undertakings	3	1982-1983	9001

APPENDIX IV
Statement of Commitments- List of Incomplete Capital Works
(Includes Projects / Works the cost of which is above Rs.1 crore) (*)

<i>Sl. No.</i>	<i>Name of Project / Work</i>	<i>Cost of Work</i>	<i>Sanction Order No.</i>
<i>(Rupees in lakh)</i>			
Fishing Harbour Projects			
1	Fishing Harbour Project at Mopla Bay	564.00	GO(Ms)A/92/F&PD dt 25.05.92
2	Inland navigation-Re-introduction of boat service in Kottappuram-Kotti-Valapattanam-Parassinikadavu - urgent works for starting boat service - Phase II	1300.00	GO(Ms)16/98/ Cs& INDO dt. 8.8.1998
3	Construction of Munambam Fishing Harbour	1167.29	G.O.(Ms)No.33013-11/ /95/FY dt.18.10.96
4	Construction of Fishing Harbour at Kayamkulam	629.60	No.5/95/F&PD dt 24.1.95; No.33013/14/ 91/FY(H) dt. 8.8.1994
5	Thankassery Fishing Harbour Project	2000.50	G.O.Ms.13/89/F&PD dt. 22.3.89 & G.O.Ms.35/97 F&PD dt. 28.10.1997
6	Thalayi Fishing Harbour Project	1370.00	G.O.(Rt.)99/2000/F&PD dt.8.3.2000
7	Vizhinjam Fishing Harbour Project II&III stage	704.00	G.O.(Ms.)No.15/87/F&PD dt.31.3.1987
8	Construction of break waters at Ponnani	941.76	G.O.(Rt.)No.485/2001/F&PD dt.12.12.2001
9	Muthalapozy Fishing Harbour work	1366.00	GO(Rt)No.218/2000/F&P dt. 26.5.2000
10	Development of Azhikkal Cargo Harbour Project	864.00	GO(MS)20/93/F&P dt. 26.6.1993

(*) The details of Projects/Works from a few Divisions are awaited (August 2006).

<i>Date of commencement</i>	<i>Target date of completion</i>	<i>Revised cost if any</i>	<i>Expenditure up to 31st March 2006</i>	<i>Remarks</i>
18.12.1992	17.12.1996	816.00	1070.24	Revised estimate sanction awaited for Rs.1222 lakh.
29.2.2000	30.10.2001		410.98	Delay in execution of work by Kerala State Construction Corporation.
9.11.1989	March 1997		1750.13	Project commissioned during 8/2000. Revised estimate sanction from Government of India to be obtained.
24.1.1995	23.1.1999	1770.00	1208.57	Fresh agreement to be executed
November 1991	10/2000	4385.50	3974.28	Want of funds
5.2.2000	4.2.2002		51.04	Sanction from Government of India for 50% Central assistance is to be obtained
31.3.1987	31.3.1990		1533.27	Action is being taken for removal of khaber and to complete land acquisition
19.4.2002	18.12.2003		464.41	Stay in quarrying operation
26.5.2000	26.5.2004		889.58	Problem in Land acquisition
12.7.1994	22.5.2005		1985.08	Pending sanction for Revised Estimates

APPENDIX IV
Statement of Commitments- List of Incomplete Capital Works- Contd .

(Includes Projects / Works the cost of which is above Rs.1 crore) (*)

<i>Sl. No.</i>	<i>Name of Project / Work</i>	<i>Cost of Work</i>	<i>Sanction Order No.</i>
<i>(Rupees in lakh)</i>			
Canals			
1	Valiathodu in Mathilakom Block	102.98	CE.No.W6-5655/87 dt.23.12.1992
2	Improvements and protection to Canoli canal (16 reaches)	557.50	G.O.(Rt.)No.1123/96/IRD dt.10.10.1996
3	Puthenchira LIS in Mala	48.00	GO(Rt)No.30/93/IRD dt. 7.1.1993
4	Kondozhinjal Malachal LIS in Mala	49.00	AS No.539/93/IRD dt. 19.5.1993
5	Construction of aqueduct from Ch.2700 to 3463 and formation of Road	733.64	Details awaited
6	Construction of CC Channel and aqueduct from Ch 80 to 715	413.64	Details awaited
7	Construction of CC Channel and aqueduct from Ch 9000 to 9525 and pressure system	428.70	Details awaited
8	Construction of two numbers of pressure system from Ch 3463-3511.23 and 3680-3722.1	169.00	Details awaited
9	IIP-Angamaly - Construction of MC from Ch 27000 to 27255	8900.00	Details awaited
10	IIP-Chalakudy - construction of Main canal from ch.29000 to 29600 including CD work	129.57	Details awaited
11	IIP-Chalakudy - Construction of Main canal Ch 29600 to 30200	104.12	Details awaited
12	IIP-Chalakudy - Construction of Main Canal Ch30510 to 30825	275.55	Details awaited
13	IIP-Chalakudy - Construction of Link Canal from 25 M to 825 M including CD work	120.39	Details awaited

(*) The details of Projects/Works from a few Divisions are awaited (August 2006).

<i>Date of commencement</i>	<i>Target date of completion</i>	<i>Revised cost if any</i>	<i>Expenditure up to 31st March 2006</i>	<i>Remarks</i>
18.5.1993		164.55	117.13	Out of the 4 reaches, the work of 2nd reach to be arranged. Revised estimate to be submitted
15.10.1997	31.3.1999	595.00	740.17	Five reaches to be completed.
1.1.1993	1.11.1995	243.70	54.04	RE submitted; land acquisition in progress
7.6.1995	December 2000	247.00	75.41	45% of work completed. RE based on 2004 Schedule of rates submitted
25.4.2000	24.4.2002	873.76	518.81	Inadequate supply of departmental material
1.6.2000	31.5.2002	619.29	332.55	-do-
14.7.2000	13.7.2002		232.48	-do-
17.10.2000	16.10.2002		76.18	-do-
22.7.2002	27.7.2004		140.25	Lack of funds
9.6.2004	8.12.2005		140.02	Details awaited
7.6.2004	6.12.2005		99.58	Details awaited
30.1.2004	29.7.2005		24.02	Details awaited
10.6.2004	7.12.2005		73.07	Details awaited

APPENDIX IV

Statement of Commitments- List of Incomplete Capital Works- Contd.

(Includes Projects / Works the cost of which is above Rs.1 crore) (*)

<i>Sl. No.</i>	<i>Name of Project / Work</i>	<i>Cost of Work</i>	<i>Sanction Order No.</i>
<i>(Rupees in lakh)</i>			
14	IIP-Chalakydy - Link Canal from 1120 M to 1570 M	128.54	Details awaited
15	IIP-Chalakydy - Link Canal from 1570 M to 2000 M	135.24	Details awaited
Anti Sea Erosion Works			
1	Constructing a cut on Onambalam in East Kallada Panchayat	142.00	Details awaited
2	Reformation of old sea wall from 26 Km to 27 Km at Neendakara	113.00	Details awaited
3	Construction of sea wall from 100 M south of CP3619 to 3623 at Velivancode beach	114.00	GO(Rt)414/96/RD dated 26.3.1996
4	Construction of sea wall from Ch 48000 to 49500 at Perumpally North in Kayamkulam Pozhi	217.00	Details awaited
Irrigation Projects			
1	Muvattupuzha Valley Irrigation Project- Construction of Ettumanoor branch canal ch.2100m to 2400m.	103.00	WP2-228/95/D dt 03.05.95
2	Muvattupuzha Valley Irrigation Project-construction of South Kakkad distributory from ch.6380m to 11340m.	222.88	WP2/5539/95/D5/4 dt.23.11.1995
3	Muvattupuzha Valley Irrigation Project-construction of Elanji distributory from ch.0m to 34.15m.	174.11	Wp2-4042/95/D5 dt.24.1.96
4	Kanjirappuzha Irrigation Project	365.00	II-14(4)64/E&IP dt.23.3.61 II-5(1)4/75/LACD dt.7.3.75 GO(MS)47/75/I&P dt.28.7.1975; D15(2)4175/E&D dt. 7.3.95
5	Muvattupuzha Valley Irrigation project - LBMC -Constructing EBC from ch..14700m. to 15024m including aqueduct from ch.14713m to 14950m.	114.00	WP2-4272/95/D5(5) dt.13.12.2001

(*) The details of Projects/Works from a few Divisions are awaited (August 2006).

<i>Date of commencement</i>	<i>Target date of completion</i>	<i>Revised cost if any</i>	<i>Expenditure up to 31st March 2006</i>	<i>Remarks</i>
1.7.2004	31.12.2005		45.06	Details awaited
7.6.2004	6.12.2005		50.81	Details awaited
30.6.1976	1.2.1987		35.57	Target date extended up to 31.3.2006
17.1.2001	18.7.2002		94.36	Details awaited
December 1996	Details awaited		88.64	Balance work started
20.9.1997	31.12.2006		208.92	Balance work pending with SE
15.01.1996	14.1.1997	106.78	127.40	Delay on the part of the contractor
15.12.1998	14.12.1999	333.00	467.73	Work is in progress
15.1.1998	14.12.1999	288.29	262.51	Work terminated; contractor stopped work
1961	1966	11200.00	11640.00	Due to lack of sufficient funds and huge rock blasting in LBMC commissioned in 1980
9.8.2002	8.11.2003		73.17	Delay in payments, heavy rains and shortage of river sand

APPENDIX IV

Statement of Commitments- List of Incomplete Capital Works- *Contd.*

(Includes Projects / Works the cost of which is above Rs.1 crore) (*)

<i>Sl. No.</i>	<i>Name of Project / Work</i>	<i>Cost of Work</i>	<i>Sanction Order No.</i>
<i>(Rupees in lakh)</i>			
6	Muvattupuzha Valley Irrigation project - RBMC from ch.1400m. to 1480m. (balance work)	122.00	WP2-1544/99/D5(3) dt.31.12.2001
7	Kallada Irrigation Project- (LB) formation of Nedumpna minor distributory from ch.0m. to ch.2228m.	125.00	details awaited
8	Muvattupuzha Valley Irrigation Project - Construction of Mulamkulam branch canal from ch.5650m to ch.6770m.	534.55	WP2-1600/96/D5(2) dt.22.3.96
9	BSP Main Canal - Construction of aqueduct from Ch 0 to 150	103.00	WP.4/3329/02 dt. 25.9.2002
10	Muvattupuzha Valley Irrigation Project - Construction of Peringazha MD from Ch 1580 to 3100 including CD work	147.00	WP.2/1582/03/D5(3) dt.18.3.2003
11	Muvattupuzha Valley Irrigation Project - Construction of EBC from Ch 1700 to 2100 including CD works	69.91	Details awaited
12	Muvattupuzha Valley Irrigation Project - Construction of EDC from Ch 4300 to 4960 including CD work	72.93	Details awaited
13	Muvattupuzha Valley Irrigation Project - Construction of PBC from Ch 2400 to 4150 including CD work	69.85	Details awaited
14	Muvattupuzha Valley Irrigation Project - Construction of EBC from Ch 5300 to 6154 including cut and cover and CD works	139.00	Details awaited
15	Muvattupuzha Valley Irrigation Project - Construction of PBC from Ch 4150 to 6604	134.73	Details awaited
16	Muvattupuzha Valley Irrigation Project - Construction of EBC from Ch 6934 to 7316	188.00	Details awaited

(*) The details of Projects/Works from a few Divisions are awaited (August 2006)

<i>Date of commencement</i>	<i>Target date of completion</i>	<i>Revised cost if any</i>	<i>Expenditure up to 31st March 2006</i>	<i>Remarks</i>
4.6.2002	3.9.2003		63.76	Cutting and restoration of KSTP road
16.4.2001	15.4.2002	160.00	237.90	Details awaited
24.3.2000	23.3.2001		506.57	Slipping of earth from the side of the canal and slow progress due to water spring
27.1.2004	26.1.2005		75.75	Details awaited
19.2.2004	18.2.2005	194.00	156.44	Land not acquired
16.4.1996	15.4.1997	112.30	47.50	Work held up due to vigilance enquiry
28.9.2001	31.3.2004	163.71	37.45	Delay on the part of the contractor
11.12.2002	30.6.2004	114.88	129.97	Details awaited
12.6.1997	30.6.2004	152.04	136.71	Work is in standstill
24.6.1995			148.71	Details awaited
1.2.2003	31.12.2004		126.78	Details awaited

APPENDIX IV
Statement of Commitments- List of Incomplete Capital Works- Contd.

(Includes Projects / Works the cost of which is above Rs.1 crore) (*)

<i>Sl. No.</i>	<i>Name of Project / Work</i>	<i>Cost of Work</i>	<i>Sanction Order No.</i>
<i>(Rupees in lakh)</i>			
17	Muvattupuzha Valley Irrigation Project - Construction of EBC from Ch 13204 to 13479	135.50	Details awaited
18	Muvattupuzha Valley Irrigation Project - Construction of Kurumulloor distributory from Ch 0 to 2360	223.00	Details awaited
19	Muvattupuzha Valley Irrigation Project - Construction of Kurumulloor distributory from Ch 2360 to 4150	250.00	Details awaited
20	KIP (LB) formation - Nedumpana minor III distributory from Ch 22.28 to 41.60	126.00	Details awaited
21	KIP-Nallila Minor Distributory Ch 0 to 25.9	128.00	D3/898/00 dated 24.11.2000
22	KIP-Nallila Minor Distributory Ch 25.9 to 59.22	168.00	D3/900/00 dated 21.11.2000
23	Muvattupuzha Valley Irrigation Project - Construction of Onakkur Distributory Ch 0 to M to 5200 M	408.00	WP2/6298/95/D5(4) dated 1.2.1996
24	Karapuzha Irrigation Project	760.00	Details awaited
25	Muvattupuzha Valley Irrigation Project - Construction of Kadappur Distributory from Ch 4000 to 7435	157.00	Details awaited
26	Muvattupuzha Valley Irrigation Project - Formation of Kurumalloor Distributory Ch 4150 to 5600 including CD work	204.41	WP2/6307/95/05 dated 18.1.2003
27	Muvattupuzha Valley Irrigation Project - Formation of Kurumalloor Distributory Ch 5600 to 7000 including CD work	150.84	Details awaited
28	Muvattupuzha Valley Irrigation Project - Formation of Kuruppanthara Distributory Ch 2145 to 4065	186.60	Details awaited
29	Muvattupuzha Valley Irrigation Project - Formation of Manjoor Distributory Ch 2400 to 3060	126.75	Details awaited

(*) The details of Projects/Works from a few Divisions are awaited (August 2006)

<i>Date of commencement</i>	<i>Target date of completion</i>	<i>Revised cost if any</i>	<i>Expenditure up to 31st March 2006</i>	<i>Remarks</i>
5.8.2002	4.8.2003	188.50	92.81	Details awaited
12.3.2003	11.3.2004	299.27	315.85	Details awaited
21.4.2003	20.4.2004	337.00	349.32	Details awaited
16.4.2000	30.4.2002	169.00	216.15	Details awaited
18.4.2001	30.4.2002	149.00	45.04	Details awaited
16.4.2001	30.4.2002	213.00	121.57	Details awaited
8.5.1996		455.00	221.27	Details awaited
February 1979	1985	362.00	23402.70	Lack of funds
20.10.2003	30.11.2005		202.84	Details awaited
30.8.2003	29.8.2004		275.16	Heavy rain
30.8.2003	29.8.2004	208.24	208.99	Heavy rain fall
27.4.2004	26.4.2005	252.83	84.17	Labour problem and delay in sanction for road work
24.1.2005	23.1.2006	147.56	95.69	Heavy rain

APPENDIX IV
Statement of Commitments- List of Incomplete Capital Works- Contd.

(Includes Projects / Works the cost of which is above Rs.1 crore) (*)

<i>Sl. No.</i>	<i>Name of Project / Work</i>	<i>Cost of Work</i>	<i>Sanction Order No.</i>
<i>(Rupees in lakh)</i>			
30	Muvattupuzha Valley Irrigation Project - Formation of Escapete at Ch 17850 M on EBC	112.50	Details awaited
31	Muvattupuzha Valley Irrigation Project - Construction of Kakkoor MD from Ch 2000M to 4000M	94.00	60/CE/P2/03 dated 27.2.2004
32	Muvattupuzha Valley Irrigation Project - Construction of Maruthur tributary from Ch 1100 M to 2540 M	158.00	WP2/5095/D5(3) dated 10.11.2003
Buildings			
1	Construction of building for Specialisation in Medical College, Calicut	445.54	GO(Rt)2561/91/H&FWS dt. 03.10.91 & G.O.(Rt) 661/H&FWD dt.9.3.2000
2	Construction of 350 bedded ward for Govt Ayurveda Hospital Thripunithura	452.00	GO(Rt)788/95/H & FWD dt.10.3.95
3	Construction of 200 bedded ward at Taluk Hospital, Kasaragod	154.20	TSNo.13/CE/BLLW/93-94
4	Construction of hospital for women and children at Mangattuparamba, Kannur	330.00	G.O.(Rt)4458/97 dt. 26.12.98
5	Construction of building for Government Polytechnic Thrikkarippur in Kasargod district	240.00	10/CE/B&LW/00
6	Construction of 400 bedded ward building for General Hospital (A Block), Pathanamthitta	260.00	GO(Rt)2785/93/H&PWD dated 20.10.1993
7	Construction of Mini Civil Station at Peermedu	139.00	Details awaited
8	Construction of 'C' Block to Government College, Nattakom	145.00	G.O.(Rt.)137/97 dt.1.2.1996
9	Construction of 250 bedded ward for Women and Children Hospital, Thycaud, Thiruvananthapuram	150.00	GO(Rt)No.289/H&PW dt.27.1.1995

(*) The details of Projects/Works from a few Divisions are awaited (August 2006).

<i>Date of commencement</i>	<i>Target date of completion</i>	<i>Revised cost if any</i>	<i>Expenditure up to 31st March 2006</i>	<i>Remarks</i>
26.11.2004	25.8.2005		102.98	Heavy rain
7.9.2004	31.3.2006	107.35	50.30	Work is in progress
14.1.2005	13.1.2006		94.60	Work is in progress
16.01.1993	21.02.1995	1285.00	1123.68	Work in finishing stage
22.9.1996	21.9.1999	1163.00	942.04	Work in progress.
1.12.1995	30.11.1998		168.14	Plastering work almost completed
10.11.1999	9.11.2002		132.37	Masonry work of Blocks I and II is completed. Blocks III & IV to be started
5.2.2001	4.2.2003	318.50	280.47	Date of completion extended up to 31.5.2005
8.1.1995	7.1.1997		45.71	Change of design proposed
20.7.2000	19.7.2002		93.57	Slackness on the part of the contractor
14.4.1997	14.9.1998		43.88	Work terminated from KSCC. To be rearranged
September 1997	Departmental execution		218.57	Lack of funds

APPENDIX IV
Statement of Commitments- List of Incomplete Capital Works- Contd.

(Includes Projects / Works the cost of which is above Rs.1 crore) (*)

<i>Sl. No.</i>	<i>Name of Project / Work</i>	<i>Cost of Work</i>	<i>Sanction Order No.</i>
<i>(Rupees in lakh)</i>			
10	Construction of building for District Police office at Pathanamthitta	120.00	GO(Rt)No.1196/98/Home dt.25.3.1998
11	Construction of Men's hostel for 100 students at GHMC, Thiruvananthapuram	71.75	Details awaited
12	Construction of Women's hostel for 125 students at GHMC Thiruvananthapuram	75.41	Details awaited
13	Electrification of newly constructed building for speciality complex, Medical College, Kozhikode	109.38	EI 4/6179/01 dt. 19.6.02 of CE, B&LW
14	Construction of Fire Service Training Centre and Administrative Block at Viyyur, Thrissur	275.00	GO(MS)225/97/Home dt. 8.9.1997
15	Mini Civil Station, Kodungalloor	204.00	GO(Rt)No.777/01 dt. 3.8.01
16	Construction of Mini Civil Station at Sultanbathery	137.00	B5/2584/00
17	Construction of RGM School and hostel building at Noolpuzha	252.00	ICE/B&LW dt. 7.4.01
18	Construction of Mini Civil Station at Chittur	190.00	GO(Rt)108/2/98/PWD dated 17.11.1998
19	Construction of main building, Engineering College, SK Puram	139.00	GO(Rt)284/03/K/Edn dated 3.3.2003
20	Construction of Excise Complex at Thiruvananthapuram	193.00	Details awaited
21	Construction of MLA Hostel, Phase II	195.00	Details awaited
22	Construction of Mini Civil Station at Mavelikkara	102.00	GO(Rt)No.229/02/PWD dated 12.3.2003

(*) The details of Projects/Works from a few Divisions are awaited (August 2006).

<i>Date of commencement</i>	<i>Target date of completion</i>	<i>Revised cost if any</i>	<i>Expenditure up to 31st March 2006</i>	<i>Remarks</i>
31.3.2003	30.3.2005		47.26	Recommended to terminate contract at risk and cost
30.11.2000	30.6.2004	102.97	81.50	Due to delay in sanction of RE
16.4.2001	16.4.2003	159.00	136.87	Due to delay in sanction of RE
25.7.2002	21.12.2002		81.29	Civil work not completed
24.3.2003	23.3.2005	620.00	23.63	Details awaited
25.11.2002	31.3.2004		243.59	Details awaited
28.5.2001	27.11.2004		96.77	Delay in getting structural drawing
15.1.2003	30.12.2003	306.00	147.43	Revised cost sanction awaited
8.7.2004	7.12.2005	139.00	125.00	Work started
7.12.2004	6.12.2005		17.72	Basement of 3 buildings completed; 2 buildings in finishing stage
4.3.2004	25.8.2005		24.76	Details awaited
Details awaited	Details awaited		113.60	Details awaited
4.6.2003	31.12.2003		54.73	Details awaited

APPENDIX IV
Statement of Commitments- List of Incomplete Capital Works- Contd.

(Includes Projects / Works the cost of which is above Rs.1 crore) (*)

<i>Sl. No.</i>	<i>Name of Project / Work</i>	<i>Cost of Work</i>	<i>Sanction Order No.</i>
<i>(Rupees in lakh)</i>			
23	Construction of Mini Civil Station at Kayamkulam, Phase I	94.92	GO(RT)860/03/PWD dated 1.9.2003
24	Construction of Mini Civil Station at Kayamkulam, Phase II	94.92	GO(RT)860/03/PWD dated 1.9.2003
25	TDMC - Construction of Blocks D and E	509.27	GO(MS)544/05 dated 6.12.1995
26	Construction of Mini Civil Station at Thaliparamba	225.00	GO(Rt)No.1376/97/PWD dated 25,4,1997
27	Construction of buildings for the office and staff quarters of the Deputy Superintendent of Police, VACB	97.50	75/CE/B&LW/03-04 dated 25.3.2004
28	Construction of staff quarters for Government Engineering College, Kasaragod	83.41	22/CE/B&LW/04-05 dated 29.7.2004
29	Construction of main buildings for Government Polytechnic, Trikkaruppur	240.00	10/CE/B&LW/2000-01 dated 8.9.2000
30	Construction of students' hostel and staff quarters GOT	168.00	20/CE/B&LW/2002-03 dated 22.2.2003
31	Construction of workshop buildings for Government Polytechnic, Periya, Kasaragod	98.00	13/CE/B&LW/2003-04 dated 16.7.2003
32	Construction of Government Polytechnic Canteen and Auditorium, Kasaragod	82.00	20/CE/B&LW/2004-05 dated 20.7.2004
33	Construction of main buildings for Government Engineering College, Wayanad	300.00	Details awaited
34	Construction of Mini Civil Station, Mananthavady	162.00	Details awaited

(*) The details of Projects/Works from a few Divisions are awaited (August 2006).

<i>Date of commencement</i>	<i>Target date of completion</i>	<i>Revised cost if any</i>	<i>Expenditure up to 31st March 2006</i>	<i>Remarks</i>
24.2.2003	14.8.2004	287.70	87.45	Details awaited
2.8.2004	11.2.2006	287.70	173.94	Details awaited
14.5.1997	31.12.2003		630.35	Details awaited
10.6.2003	9.6.2005	277.00	40.11	Details awaited
26.4.2004	25.4.2005	131.10	121.84	Details awaited
18.9.2004	16.9.2005		32.87	Details awaited
5.2.2001	4.2.2003	318.00	280.47	Details awaited
4.7.2003	3.7.2005		34.25	Details awaited
5.9.2003	4.3.2005	126.00	98.24	Details awaited
25.8.2004	24.8.2005	110.00	9.07	Details awaited
1.3.2004	18 months		180.31	Details awaited
28.10.2003	27.10.2005		81.71	Details awaited

APPENDIX IV
Statement of Commitments- List of Incomplete Capital Works- Contd.

(Includes Projects / Works the cost of which is above Rs.1 crore) (*)

<i>Sl. No.</i>	<i>Name of Project / Work</i>	<i>Cost of Work</i>	<i>Sanction Order No.</i>
<i>(Rupees in lakh)</i>			
Bridges			
1	Construction of ROB at Wadakkanchery in lieu of the existing level crossing of km. 15/6-7 of Thrissur-Shornur Road	115.00	TS.No.C6-77236/86/R dt.10.7.98
2	Construction of Peroorchal bridge	135.00	GO(Rt)984/92/PW&T dt.6.8.1997
3	Construction of a bridge at Thakazhy across Pamba river	200.00	GO(Rt)577/87/PWD dt.21.3.1987
4	Construction of Valayanthodu bridge across Canoli Canal in Thrissur	229.00	TS No.26/00-01/CE dt.5.9.2000
5	Construction of Brahamapuram bridge	443.00	GO(Rt)248/2000 dt.14.3.2000
6	Construction of Arakuzhamoozhi Bridge	120.00	GO(Rt)/547/93-94/PW&T dated 5.3.1994
7	Construction of new bridge at Bharathapuzha at Km.32 of Thrissur- Shoranur road parallel to the existing bridge	1079.43	GO(Rt)201/98/PWD dt.4.3.98
8	Odakkadavu bridge	224.00	TS No.27/CE/R&B/2000
9	Vallikkeel bridge	200.00	TS No.37/CE/R&B
10	Construction of a bridge at Thrikkannapuram across Karamana river	121.00	GO(Rt)416/DO/PWD dt.24.4.2000
11	Construction of RCB across Tirur Ponnani puzha at Kottayi in Malappuram	86.50	GO(MS)No.137/77/Fin dt. 23.12.1977

(*) The details of Projects/Works from a few Divisions are awaited (August 2006).

<i>Date of commencement</i>	<i>Target date of completion</i>	<i>Revised cost if any</i>	<i>Expenditure up to 31st March 2006</i>	<i>Remarks</i>
8.2.1999	7.8.2000		249.93	Work is in progress
26.3.1997	25.9.1998		62.11	Work terminated; being rearranged
23.2.2001	31.3.2005	500.00	444.11	Pending payment
14.2.2001	13.2.2002		43.85	Work is in progress
16.5.2001	15.5.2003	610.00	354.98	Delay in getting land from KSEB
12.2.1997	11.8.1998		312.56	Delay due to non payment and site condition
16.7.1999	11.5.2002		732.25	Details awaited
28.3.2001	27.3.2002		84.74	Work is in progress
7.3.2001	6.3.2003		85.62	Delay due to slackness of the contractor
2.2.1996	21.4.2002	229.00	88.92	Details awaited
1979	October 2005	500.00	384.60	Work is in progress

APPENDIX IV
Statement of Commitments- List of Incomplete Capital Works- Contd.

(Includes Projects / Works the cost of which is above Rs.1 crore) (*)

<i>Sl. No.</i>	<i>Name of Project / Work</i>	<i>Cost of Work</i>	<i>Sanction Order No.</i>
<i>(Rupees in lakh)</i>			
12	Reconstruction of Manipuzha bridge at 27/500 of Mavelikkara Thiruvalla Road	47.50	GO(Rt)No.315/96/PE&T dt. 12.9.1997
13	Construction of Arayanellur bridge across Kallada Yeroor Edamom Road	121.00	Details awaited
14	Construction of a bridge at Pasuvennara across Neyyar river	128.00	Details awaited
15	Construction of bridge at Malapattom Mumbukadavu Road	370.00	Details awaited
16	Construction of high level across Bharathapuzha in Ottappalam and Mayannur in Thrissur District	1175.00	GO(Rt)No.177/98 dt. 21.3.98
17	Construction of Dalavapuram Pallikkody Bridge	980.00	No.1257/01/PWD dated 30.11.2001
18	Construction of Orikadavu Bridge	420.00	TS No.24/CE/R&B/2000-01 dated 18.8.2000
19	Construction of Therayil Bridge	92.50	GO(Rt)/509/02 dated 14.6.2002
Roads			
1	Formation of bye-pass road to Calicut- Palakkad- Kalmandapam- Kalpathi road km.0/0 to 3/750	105.00	GO.(Rt)293/94/PW&T dt. 8.2.94 GO.(Rt)207/98/PW&T dt.5.3.98
2	S.P. Puram Kanthalloor road	289.95	'82/CE/R&B/Tvpm. dt 31.1.2001
3	Improvements to Moolamattom Kottamala Upputhara road	281.17	GO.(Rt)469/99/PWD dt. 20.5.99

(*) The details of Projects/Works from a few Divisions are awaited (August 2006).

<i>Date of commencement</i>	<i>Target date of completion</i>	<i>Revised cost if any</i>	<i>Expenditure up to 31st March 2006</i>	<i>Remarks</i>
11.7.2000	10.7.2001	74.21	109.17	Bridge work completed: approach road work is in progress
10.4.2001	31.8.2004	157.00	151.55	Work nearing completion
2.8.2003	1.2.2004	167.68	122.24	Details awaited
5.6.2000	4.2.2002	293.42	377.58	Part bill is pending
18.1.2000	17.1.2002	1530.00	841.82	Work in progress
7.1.2002	28.11.2003	1167.00	1233.82	Likely to be completed by June 2006
12.12.2000	11.6.2001		97.31	Work terminated
13.11.2003	12.5.2005	118.10	40.79	Work in progress
17.3.1997	March 2000	249.00	340.29	Work rearranged
16.2.2002	18.8.2003		240.00	Work stopped on the direction of the empowered committee constituted by the Supreme Court
10.4.2001	9.4.2003		300.00	Revised Estimate sanction awaited from Tourist Department

APPENDIX IV
Statement of Commitments- List of Incomplete Capital Works- Contd.

(Includes Projects / Works the cost of which is above Rs.1 crore) (*)

<i>Sl. No.</i>	<i>Name of Project / Work</i>	<i>Cost of Work</i>	<i>Sanction Order No.</i>
<i>(Rupees in lakh)</i>			
4	Improvements to Pannimattom - Kulamavu road (NABARD)	406.16	GO.(Rt)70/2000/PWD dt. 17.10.2000
5	Improvements to Pathanamthitta -Kadammanitta road 0/0 to 6/0 part of Pathanamthitta -Ayroor road	107.63	GO.(Rt)85/95/PW&T dt. 17.1.1995
6	Kumarakom -Cumbum SH - Improvements to Pathinarankandom- Thorankudy road 3rd reach Km.2/50 to 7/500	143.74	GO.(Rt)155/98/PWD&T dt. 2.3.98
7	Chovva -Nadal bye-pass road 1st reach 2/120	286.50	TS.No./17/CE/R&B/2003-04 dt.21.6.2003 GO.(Rt)112/02/PWD dt.5.12.2002
8	Chovva -Nadal bye-pass road 2nd reach 2/120 to 4/120	153.00	TS.No.53/CE/R&B/Tvpm/98-99 dt. 5.4.1997 & GO.(Rt)469/99/R&B dt.7.4.1997
9	Improvements to Kattappana Kumili road 2nd reach KMs 10/760 to 17/945	270.00	GO(Rt)No.586/97/PWD dt. 3.5.97
10	Improvements to Kattappana Kumili road 2nd reach KMs 5/720 to 10/760	116.34	GO(Rt)No.586/97/PWD dt. 3.5.97
11	Construction of Krishnapuram-Kavalam road 3rd reach Kms 1/540 to 3/500	99.95	Details awaited
12	Improvements to Narikundu-Thovattuchaval (Balance work)	80.50	106/CE/R&B/02-03 dt.17.1.03
13	Formation of Ring Road around Malampuzha Reservoir	345.00	GO(Rt)No.70/00/PWD dt. 17.10.2000
14	Formation of Ring Road connecting Kavilpad and Meparamba	300.00	GO(Rt)No.70/00/PWD dt. 17.10.2000

(*) The details of Projects/Works from a few Divisions are awaited (August 2006).

<i>Date of commencement</i>	<i>Target date of completion</i>	<i>Revised cost if any</i>	<i>Expenditure up to 31st March 2006</i>	<i>Remarks</i>
10.4.2001	9.4.2003		254.74	Objection of Forest Department
13.1.1999	12.7.2000		118.04	Road work completed. Bridge work dragged by contractor
18.5.2001	17.11.2002		81.37	Details awaited
26.4.2000	25.1.2001		143.34	Non availability of Railway land
23.4.1999	22.4.2001		146.83	Non availability of Railway land
26.12.2002	25.12.2004		154.26	Delay in payment of pending bill
2.5.2003	1.11.2004	148.89	47.32	Delay in payment of pending bill
13.4.1998	12.10.1999	129.88	162.72	Pending payment
1.6.2003	31.5.2004	108.70	87.47	Nearing completion
20.12.2002	19.12.2004	465.50	223.63	Work in progress
22.12.2002	21.12.2004	373.00	184.53	Work in progress

APPENDIX IV
Statement of Commitments- List of Incomplete Capital Works- Concl'd.

(Includes Projects / Works the cost of which is above Rs.1 crore) (*)

<i>Sl. No.</i>	<i>Name of Project / Work</i>	<i>Cost of Work</i>	<i>Sanction Order No.</i>
		<i>(Rupees in lakh)</i>	
15	Improvements to bye road from AC road to Kommady Junction	101.59	GO(Rt)509/02/PWD dated 14.6.2002
16	Improvements to Alapuzha Arthungal road Ch 0/000 to 18/340	101.07	GO(Rt)509/02/PWD dated 14.6.2002
17	Improvements to Kunnamkary Kumarankary Paral Changanassery road Ch 1/1510 to 3/255	139.00	GO(Rt)199/00/PWD dated 19.2.2000
18	Improvements to Thuravoor Kumbalangi road Ch 0/000 to 10/340	108.11	GO(Rt)02/PWD dated 14.6.2002
19	Construction of Kozhimukku Chamkulam road KM 6/500 to 7/480	102.76	GO(Rt)1413/97/PWD dated 2.12.1997
20	Construction of Kozhimukku Chamkulam road KM 4/400 to 5/800	227.15	GO(Rt)No.567/99/PWD dated 17.1.1999
21	Improvements to Kanjar Pullikkanam road 3/500 to 19/000	269.00	GO(MS)70/00/PWD dated 17.10.2000
22	Improvements to Adakkathodu Memala Santhigiri Vendakkumchal Parathodu road KM 0/000 to 10/800	228.00	GO(Rt)121/02/PWD dated 5.12.2005
23	Forming of approach road to either side of Malapatnma Munambukadavu road	135.10	GO(Rt)527/01/PWD dated 1.4.2005

(*) The details of Projects/Works from a few Divisions are awaited (August 2006).

<i>Date of commencement</i>	<i>Target date of completion</i>	<i>Revised cost if any</i>	<i>Expenditure up to 31st March 2006</i>	<i>Remarks</i>
26.5.2003	25.3.2004		23.35	Pending payment and bad weather
2.6.2003	31.7.2004		15.08	Pending payment
13.7.2000	7.12.2001		171.97	Pending payment and bad weather
10.6.2003	9.2.2004		16.62	Pending payment and bad weather
18.7.1998	17.1.2000		73.66	Work was standstill; now resumed
4.2.2001	3.2.2002		108.48	Pending payment and bad weather
20.9.2002	19.9.2004	807.33	392.56	Work in progress
20.1.2004	17.7.2005	291.00	57.07	Work in good progress
17.8.2000	16.8.2002	136.10	93.70	Final bill is to be paid

APPENDIX V

Expenditure on salaries,* organised by Major Heads, during the year 2005-06

(Figures in *italics* represent *charged* expenditure)

<i>Heads</i>	<i>Actuals for 2005-06</i>		<i>TOTAL</i>
	<i>NON-PLAN</i>	<i>PLAN</i>	
<i>(Rupees in thousand)</i>			
EXPENDITURE HEADS (REVENUE ACCOUNT)			
A. GENERAL SERVICES			
<i>(a) Organs of State</i>			
2011 PARLIAMENT/STATE/UNION TERRITORY LEGISLATURES	<i>571</i>		
	148976		149547
2012 PRESIDENT, VICE-PRESIDENT/GOVERNOR/ ADMINISTRATOR OF UNION TERRITORIES	<i>13863</i>		13863
2013 COUNCIL OF MINISTERS	4718		4718
2014 ADMINISTRATION OF JUSTICE	<i>166136</i>		
	955258		1121394
2015 ELECTIONS	42033		42033
Total-A(a) Organs of State	<i>180570</i>		
	1150985		1331555
<i>(b) Fiscal Services</i>			
<i>(ii) Collection of Taxes on Property and Capital Transactions-</i>			
2029 LAND REVENUE	931099		931099
2030 STAMPS AND REGISTRATION	282053		282053
2035 COLLECTION OF OTHER TAXES ON PROPERTY AND CAPITAL TRANSACTIONS	631		631
Total-Collection of Taxes on Property and Capital Transactions	1213783		1213783
<i>(iii) Collection of Taxes on Commodities and Services-</i>			
2039 STATE EXCISE	437988		437988
2040 TAXES ON SALES, TRADE ETC.	480717		480717
2041 TAXES ON VEHICLES	165455		165455
2045 OTHER TAXES AND DUTIES ON COMMODITIES AND SERVICES	58693		58693
Total-Collection of Taxes on Commodities and Services	1142853		1142853

(*) The figures represent expenditure booked in the accounts under the object head 'Salaries'.
Grant-in-aid to institutions for salary purpose is excluded.

APPENDIX V

Expenditure on salaries, organised by Major Heads, during the year 2005-06-Contd.

(Figures in *italics* represent *charged* expenditure)

<i>Heads</i>	<i>Actuals for 2005-06</i>		<i>TOTAL</i>
	<i>NON-PLAN</i>	<i>PLAN</i>	
	<i>(Rupees in thousand)</i>		
EXPENDITURE HEADS (REVENUE ACCOUNT)-Contd.			
A. GENERAL SERVICES-<i>Concl.</i>			
<i>(b) Fiscal Services-<i>Concl.</i></i>			
<i>(iv) Other Fiscal Services</i>			
2047 OTHER FISCAL SERVICES	19151		19151
Total-Other Fiscal Services	19151		19151
Total-A(b) Fiscal Services	<u>2375787</u>		<u>2375787</u>
 <i>(d) Administrative Services</i>			
2051 PUBLIC SERVICE COMMISSION	<i>194352</i>		194353
2052 SECRETARIAT-GENERAL SERVICES	466904	2028	468932
2053 DISTRICT ADMINISTRATION	633860		633860
2054 TREASURY AND ACCOUNTS ADMINISTRATION	446013	3	446016
2055 POLICE	4780201		4780201
2056 JAILS	117061		117061
2058 STATIONERY AND PRINTING	272460		272460
2059 PUBLIC WORKS	446675		446675
2070 OTHER ADMINISTRATIVE SERVICES	437146		437146
	<i>194352</i>		
Total-A(d) Administrative Services	<u>7600320</u>	2031	<u>7796703</u>
	<i>374922</i>		
TOTAL-A. GENERAL SERVICES	<u>11127092</u>	2031	<u>11504045</u>
 B. SOCIAL SERVICES			
<i>(a) Education, Sports, Art and Culture</i>			
2202 GENERAL EDUCATION	9633173	57991	9691164
2203 TECHNICAL EDUCATION	786284	36285	822569
2204 SPORTS AND YOUTH SERVICES	85245	1089	86314
2205 ART AND CULTURE	99341		99341
Total-B(a) Education, Sports, Art and Culture	<u>10604043</u>	95345	<u>10699388</u>
 <i>(b) Health and Family Welfare</i>			
2210 MEDICAL AND PUBLIC HEALTH	<i>15</i>		
	5603020	41401	5644436
2211 FAMILY WELFARE		1012735	1012735
	<i>15</i>		
Total-B(b) Health and Family Welfare	<u>5603020</u>	<u>1054136</u>	<u>6657171</u>

APPENDIX V

Expenditure on salaries, organised by Major Heads, during the year 2005-06-Contd.

(Figures in *italics* represent *charged* expenditure)

<i>Heads</i>	<i>Actuals for 2005-06</i>		<i>TOTAL</i>
	<i>NON-PLAN</i>	<i>PLAN</i>	
<i>(Rupees in thousand)</i>			
EXPENDITURE HEADS (REVENUE ACCOUNT)-Contd.			
B. SOCIAL SERVICES-<i>Concl'd.</i>			
(c) <i>Water Supply, Sanitation, Housing and Urban Development</i>			
2215 WATER SUPPLY AND SANITATION	24737		24737
2216 HOUSING	38352		38352
2217 URBAN DEVELOPMENT	78429	2288	80717
Total-B(c) Water Supply, Sanitation, Housing and Urban Development	141518	2288	143806
(d) <i>Information and Broadcasting</i>			
2220 INFORMATION AND PUBLICITY	27276		27276
Total-B(d) Information and Broadcasting	27276		27276
(e) <i>Welfare of Scheduled Castes, Scheduled Tribes and Other Backward Classes</i>			
2225 WELFARE OF SCHEDULED CASTES, SCHEDULED TRIBES AND OTHER BACKWARD CLASSES	222250	30085	252335
Total-B(e) Welfare of Scheduled Castes, Scheduled Tribes and Other Backward Classes	222250	30085	252335
(f) <i>Labour and Labour Welfare</i>			
2230 LABOUR AND EMPLOYMENT	479613	555	480168
Total-B(f) Labour and Labour Welfare	479613	555	480168
(g) <i>Social Welfare and Nutrition</i>			
2235 SOCIAL SECURITY AND WELFARE	134141	940803	1074944
2236 NUTRITION	2732		2732
Total-B(g) Social Welfare and Nutrition	136873	940803	1077676
(h) <i>Others</i>			
2250 OTHER SOCIAL SERVICES	12398		12398
2251 SECRETARIAT-SOCIAL SERVICES	94811		94811
Total-B(h) Others	107209		107209
	<i>15</i>		
TOTAL-B. SOCIAL SERVICES	17321802	2123212	19445029

APPENDIX V

Expenditure on salaries, organised by Major Heads, during the year 2005-06-Contd.

(Figures in *italics* represent *charged* expenditure)

<i>Heads</i>	<i>Actuals for 2005-06</i>		<i>TOTAL</i>
	<i>NON-PLAN</i>	<i>PLAN</i>	
<i>(Rupees in thousand)</i>			
EXPENDITURE HEADS (REVENUE ACCOUNT)-Contd.			
C. ECONOMIC SERVICES-			
(a) Agriculture and Allied Activities			
2401 CROP HUSBANDRY	870604	4795	875399
2402 SOIL AND WATER CONSERVATION	114707	549	115256
2403 ANIMAL HUSBANDRY	764634	7688	772322
2404 DAIRY DEVELOPMENT	107757		107757
2405 FISHERIES	109649		109649
2406 FORESTRY AND WILDLIFE	573773	9525	583298
2408 FOOD, STORAGE AND WAREHOUSING	19928		19928
2415 AGRICULTURAL RESEARCH AND EDUCATION	19040	16	19056
2425 CO-OPERATION	409808	2295	412103
2435 OTHER AGRICULTURAL PROGRAMMES	4851	60	4911
Total-C(a) Agriculture and Allied Activities	2994751	24928	3019679
(b) Rural Development			
2501 SPECIAL PROGRAMMES FOR RURAL DEVELOPMENT	38		38
2515 OTHER RURAL DEVELOPMENT PROGRAMMES	628448	3	628451
Total-C(b) Rural Development	628486	3	628489
(c) Special Areas Programmes			
2551 HILL AREAS	1840		1840
Total-C(c)Special Areas Programmes	1840		1840
(d) Irrigation and Flood Control			
2701 MAJOR AND MEDIUM IRRIGATION	671427		671427
2702 MINOR IRRIGATION	265403	2154	267557
2705 COMMAND AREA DEVELOPMENT	1874		1874
2711 FLOOD CONTROL AND DRAINAGE	6700		6700
Total-C(d)Irrigation and Flood Control	945404	2154	947558
(e) Energy			
2801 POWER	2121		2121
Total-C(e) Energy	2121		2121

APPENDIX V

Expenditure on salaries, organised by Major Heads, during the year 2005-06-Contd.

(Figures in *italics* represent *charged* expenditure)

<i>Heads</i>	<i>Actuals for 2005-06</i>		<i>TOTAL</i>
	<i>NON-PLAN</i>	<i>PLAN</i>	
<i>(Rupees in thousand)</i>			
EXPENDITURE HEADS (REVENUE ACCOUNT)-Concl'd.			
C. ECONOMIC SERVICES-Concl'd.			
(f) Industry and Minerals			
2851 VILLAGE AND SMALL INDUSTRIES	174097	1708	175805
2852 INDUSTRIES	19975		19975
2853 NON-FERROUS MINING AND METALLURGICAL INDUSTRIES	28861		28861
Total-C(f)Industry and Minerals	222933	1708	224641
(g) Transport			
3051 PORTS AND LIGHTHOUSES	70314		70314
3054 ROADS AND BRIDGES	621715		621715
3056 INLAND WATER TRANSPORT	94318		94318
Total-C(g)Transport	786347		786347
(i) Science, Technology and Environment			
3425 OTHER SCIENTIFIC RESEARCH	..	1011	1011
Total-C(i)Science, Technology and Environment		1011	1011
(j) General Economic Services			
3451 SECRETARIAT-ECONOMIC SERVICES	149293		149293
3452 TOURISM	62205		62205
3454 CENSUS SURVEYS AND STATISTICS	93328	80096	173424
3456 CIVIL SUPPLIES	43888		43888
3475 OTHER GENERAL ECONOMIC SERVICES	116376		116376
Total-C(j) General Economic Services	465090	80096	545186
TOTAL-C. ECONOMIC SERVICES	6046972	109900	6156872
	<i>374937</i>		
TOTAL-Expenditure Heads(Revenue Account)	34495866	2235143	37105946

APPENDIX V

Expenditure on salaries, organised by Major Heads, during the year 2005-06-Concl'd.

(Figures in *italics* represent *charged* expenditure)

Actuals for 2005-06

<i>Heads</i>	<i>NON-PLAN</i>	<i>PLAN</i>	<i>TOTAL</i>
	<i>(Rupees in thousand)</i>		
EXPENDITURE HEADS (CAPITAL ACCOUNT)			
C. CAPITAL ACCOUNT OF ECONOMIC SERVICES			
<i>(a) Capital Account of Agriculture and Allied Activities</i>			
4401 CAPITAL OUTLAY ON CROP HUSBANDRY	1364		1364
4405 CAPITAL OUTLAY ON FISHERIES		16389	16389
4408 CAPITAL OUTLAY ON FOOD, STORAGE AND WAREHOUSING	112617		112617
Total-C(a) Capital Account of Agriculture and Allied Activities	113981	16389	130370
<i>(d) Capital Account of Irrigation and Flood Control</i>			
4701 CAPITAL OUTLAY ON MAJOR AND MEDIUM IRRIGATION		106443	106443
Total-C(d) Capital Account of Irrigation and Flood Control		106443	106443
<i>(g) Capital Account of Transport</i>			
5051 CAPITAL OUTLAY ON PORTS AND LIGHTHOUSES		3507	3507
Total-C(g) Capital Account of Transport		3507	3507
Total-C. Capital Account of Economic Services	113982	126339	240321
Total-Expenditure Heads (Capital Account)	113982	126339	240321
	<i>374937</i>		
Grand Total-Expenditure	34609848	2361482	37346267

APPENDIX VI

Expenditure on subsidies* disbursed during the year 2005-06

(Figures in *italics* represent *charged* expenditure)

<i>Heads</i>	<i>Actuals for 2005-06</i>		<i>TOTAL</i>
	<i>NON-PLAN</i>	<i>PLAN</i>	
	<i>(Rupees in thousand)</i>		
EXPENDITURE HEADS (REVENUE ACCOUNT)			
B. SOCIAL SERVICES			
<i>(a) Education, Sports, Art and Culture</i>			
2205 ART AND CULTURE			
102 Promotion of Arts and Culture			
Subsidy	10000		10000
Total-B(a)Education, Sports, Art and Culture	10000		10000
TOTAL-B. SOCIAL SERVICES	10000		10000
C. ECONOMIC SERVICES-			
<i>(a) Agriculture and Allied Activities</i>			
2401 CROP HUSBANDRY			
800 Other expenditure			
Subsidy		15298	15298
2406 FORESTRY AND WILDLIFE			
01 Forestry			
800 Other expenditure			
Subsidy	1000		1000
2425 CO-OPERATION			
108 Assistance to other Co-operatives			
Subsidy		6828	6828
Total-C(a) Agriculture and Allied Activities	1000	22126	23126
<i>(d) Irrigation and Flood Control</i>			
2702 MINOR IRRIGATION			
01 Surface Water			
102 Lift Irrigation Schemes			
Subsidy	51023		51023
Total-C(d)Irrigation and Flood Control	51023		51023
<i>(f) Industry and Minerals</i>			
2851 VILLAGE AND SMALL INDUSTRIES			
102 Small Scale Industries			
Subsidy		150477	150477
2852 INDUSTRIES			
80 General			
800 Other Expenditure			
Subsidy		7208	7208
Total-C(f)Industry and Minerals		157685	157685
TOTAL-C. ECONOMIC SERVICES	52023	179811	231834
TOTAL-Expenditure Heads(Revenue Account)	62023	179811	241834

(*) The figures represent expenditure as booked under subsidy head in the accounts rendered by the State Government.

14 10 1

14 10 1

14 10 1

.....

.....

.....

209