

**Report of the  
Comptroller and Auditor General of India  
for the year ended March 2022**



**SUPREME AUDIT INSTITUTION OF INDIA**  
लोकहितार्थ सत्यनिष्ठा  
Dedicated to Truth in Public Interest

**Union Government (Railways)  
Railways Finances  
Report No. 13 of 2023**



**Report of the  
Comptroller and Auditor General  
of India**

For the year ended March 2022

Laid in Lok Sabha/Rajya Sabha on \_\_\_\_\_

**Union Government (Railways)  
Railways Finances  
Report No. 13 of 2023**



<b>Table of Contents</b>		
<b><i>Particulars</i></b>	<b><i>Paragraph</i></b>	<b><i>Pages</i></b>
<b><i>Preface</i></b>		
<b><i>Executive Summary</i></b>		<b><i>(i) – (v)</i></b>
<b><i>CHAPTER 1 – State of Finances</i></b>		
Summary of Current Year’s Fiscal Transactions	1.1	1-3
Resources of Ministry of Railways (MoR)	1.2	3-10
Extra Budgetary Resources	1.2.1	4
Gross Budgetary Support	1.2.2	5
Internally generated resources of Indian Railways	1.2.3	5-6
Freight Earnings	1.2.3(a)	6-7
Passenger Earnings	1.2.3(b)	8-9
Sundry Earnings and Other Coaching Earnings	1.2.3(c)	9
Unrealized Earnings	1.2.3(d)	9-10
Cross-Subsidization of Passenger and other Coaching Services	1.3	10-11
Application of Resources	1.4	11-16
Revenue Expenditure	1.4.1	12-14
Appropriation to Pension Fund	1.4.1(a)	13-14
Appropriation to Depreciation Reserve Fund	1.4.1(b)	14
Capital Expenditure	1.4.2	14-16
Source-wise Capital Expenditure	1.4.2(a)	14-15
Expenditure under various Plan Heads	1.4.2(b)	15-16
Revenue surplus	1.5	16-17
Efficiency Indices	1.6	17-20
Operating Ratio	1.6.1	17-19
Staff Productivity	1.6.2	19-20
Railway Funds	1.7	20-26
Depreciation Reserve Fund	1.7.1	21-22
Pension Fund	1.7.2	22-23

Capital Fund	1.7.3	23-24
Development Fund	1.7.4	24
Debt Service Fund	1.7.5	25
Railway Safety Fund	1.7.6	25
Rashtriya Rail Sanraksha Kosh	1.7.7	26
Conclusion	1.8	26-27
Summary of Audit findings	1.9	27
Recommendations	1.10	27
<i>Chapter 2- Appropriation Accounts</i>		
Summary of Appropriation Accounts	2.1	28-33
Revenue Grants	2.1.1	30-33
Indian Railways Policy Formulation	2.1.1(i)	32
General Superintendence and Service on Railways	2.1.1(ii)	32
Repairs and Maintenance	2.1.1(iii)	32
Operation	2.1.1(iv)	33
Staff Welfare, Retirement Benefits and Miscellaneous	2.1.1(v)	33
Railway Funds	2.1.1(vi)	33
Financial Accountability and Budget Management	2.2	33-36
Excess over Budget Provision	2.2.1	33-34
Savings	2.2.2	34-36
Capital Grant No. 16-Assets, Acquisition, Construction and Replacement	2.3	36-39
Capital	2.3(a)	37
Railway Funds	2.3(b)	37-38
Railway Safety Fund	2.3(c)	38-39
Withdrawal/Utilization of Funds	2.4	39
Supplementary Provisions	2.5	39-41
Excess/savings beyond the prescribed limit	2.6	42-43
Misclassification of Expenditure	2.7	43-49
Unsanctioned Expenditure	2.8	49-50
Conclusions	2.9	50-51

Recommendations	2.10	51
<b><i>CHAPTER 3 – Financial Performance of Railway Commercial Undertakings</i></b>		
Introduction	3.1	52
Number of Railway Commercial Undertakings	3.2	52-53
Summary of financial performance of Railway Commercial Undertakings as on 31 March 2021	3.3	53-54
Profit earned and Dividend paid by Railway Commercial Undertakings	3.4	55-58
Profitability of Railway Commercial Undertakings	3.4.1	55
Loss making Railway Commercial Undertakings during three years	3.4.2	56
Payment of Dividend by Railway Commercial Undertakings	3.4.3	56-58
Market Capitalization of Equity Investment	3.5	59-60
Operating efficiency of Railway Commercial Undertakings	3.6	60-62
Current Ratio	3.6.1	60
Return on Capital Employed (ROCE)	3.6.2	61
Return on Equity (ROE)	3.6.3	61
Earnings Per Share (EPS)	3.6.4	62
Closure of Indian Railway Stations Development Corporation Limited	3.7	62-63
Summary of Audit findings	3.8	63
Recommendations	3.9	64
<b><i>CHAPTER 4 - Review of Departmental Balances in Indian Railways</i></b>		
Introduction	4.1	65
Audit Objectives	4.2	65
Audit Criteria, Audit Scope, Audit Methodology and Sample Selection	4.3	66
Audit Findings	4.4	66-71

Indian Railways did not follow guidelines of Government of India regarding digital payment and continued cash transaction/payments	4.4.1	66-68
Accounting system for Departmental Balances under the Major Head 8671-105 not followed	4.4.2	68-70
Reconciliation of cash balances between the cash office and account office not being done regularly	4.4.3	70-71
Recommendations	4.5	72
Glossary of Terms		73
List of Abbreviations		74-75
Appendix – 1.3 - Chapter 1		76
Appendix – (2.1 to 2.2) - Chapter 2		77-81
Annexure – (3.1 to 3.9) - Chapter 3		82-99
Annexure – (4.1 to 4.8) - Chapter 4		100-151



## ***PREFACE***

This Report has been prepared for submission to the President of India under Article 151(1) of Constitution of India.

**Chapter 1** of the Report contains audit observations on matters arising from examination of Finance Accounts of Indian Railways for the year ended 31 March 2022. It focuses on the financial health of the Railways based on various parameters.

**Chapter 2** of the Report contains the audit findings on the Appropriation Accounts of Indian Railways. This chapter also analyzed the reasons for savings/excesses against the authorization given by Parliament for the year ended 31 March 2022.

**Chapter 3** of the Report contains financial overview of the Railway Commercial Undertakings for the year ended 31 March 2022.

**Chapter 4** of the Report contains audit observations on Review of Departmental Balances in Indian Railways.



# **Executive Summary**



**EXECUTIVE SUMMARY**

*Background*

Indian Railways (IR) is a departmental commercial undertaking of the Government of India. Due to merger of Railway Budget with the Union Budget, the summary and comments on the Appropriation Accounts of IR are now included in the Report of the Comptroller and Auditor General of India on Union Government –Accounts of the Union Government (Financial Audit).

**Chapter 1** of the Report contains audit observations on matters arising from examination of Finance Accounts of Indian Railways for the year ended 31 March 2022. It focuses on the financial health of the Railways based on various parameters. The major observations are as follows:

- a) The Gross Traffic Receipts increased by 36.02 *per cent* during 2021-22 as compared to 2020-21. The increase in Total Receipts was mainly on account of increase in Passenger Earnings, Other Coaching Earnings and Freight Earnings. Transportation of Coal constituted 46.11 *per cent* of Freight Earnings.

**[Para -1.1 and 1.2.3 (a)]**

- b) The loss on operation of passenger and other coaching services decreased as compared to previous year. The loss of ₹ 32,073 crore in passenger operations was left uncovered during 2021-22. The profit from freight traffic was utilized to cross subsidize the loss on operation of passenger and other coaching services.

**[Para -1.3]**

- c) The total expenditure of Ministry of Railways (MoR), increased by 35.19 *per cent*, the capital expenditure increased by 22.61 *per cent* during 2021-22. On the other hand, revenue expenditure increased by 49.30 *per cent* during the year. MoR incurred around 75.83 *per cent* of the total working expenses on staff cost, pension payments and lease hire charges on rolling stock.

**[Para -1.4 and 1.4.1]**

- d) The share of Extra Budgetary Resources (EBR) in capital expenditure increased by 37.35 *per cent*. Inadequate generation of internal resources resulted in greater dependence on GBS and EBR.

**[Para -1.4.2]**

- e) There was a net deficit of ₹ 15,025 crore in 2021-22 due to less generation of internal revenue as compared to total working expenditure incurred during the year.

**[Para -1.5]**

- f) The Operating Ratio (OR) was 107.39 *per cent* in 2021-22 against 97.45 *per cent* in 2020-21. Indian Railways could not generate net surplus during 2021-22 as compared to 2020-21. This was due to more appropriation to Pension Fund for meeting the pension payment expenditure during 2021-22.

**[Para -1.5 and 1.6.1]**

- g) Under-provisioning for depreciation resulted in piling up of ‘throw forward’ (renewal and replacement of over aged assets) works estimated at ₹ 34,318.79 crore up to 2021-22.

**[Para -1.7.1]**

**Chapter 2** of the Report contains the audit findings on the Appropriation Accounts of Indian Railways. This chapter also analyzed the reasons for savings/excesses against the authorization given by Parliament for the year ended 31 March 2022.

- a) MoR incurred additional expenditure of ₹ 7,778.43 crore more than the sanctioned budget of ₹ 57626.20 crore in three Sub Major Head (3002-03- (04), (06) & (08)) of Revenue Grants (3002-03).

**[Para -2.2.1]**

- b) There were savings of ₹ 29,888.89 crore in 11 cases (under Revenue Grant 3002-03 and Capital Grants-5002-03) where the savings was more than ₹ 100 crore in each case during the year 2021-22.

**[Para -2.2.2]**

- c) Supplementary provisions, as additional budgetary support, of ₹ 2.00 crore were obtained under charged appropriations (under Sub Major Head 3002-03-(10) of Revenue Grant) on account of payments anticipated in satisfaction of court decrees but entire supplementary provisions of ₹ 2.00 crore remained unutilized.
- d) Supplementary provisions, as additional budgetary support, of ₹ 10,310.13 crore out of ₹ 11,415.52 crore under Capital Grant (5002-03) ‘Voted’ remained unutilized during 2021-22.
- e) There was an excess expenditure ₹ 54.81 crore under Capital Grant (5002-03) –‘Charged’ for court decrees during 2021-22 besides additional Supplementary provisions of ₹ 606.92 crore.

**[Para -2.5]**

- f) There were cases of misclassification of expenditure between Revenue to Capital Grant and vice-versa, Voted to Charged and vice-versa; and other mistakes like Revenue to Revenue (among Sub Major Heads), Capital to Capital (among Railway Funds) and Revenue to EBR.

**[Para -2.7]**

- g) Unsanctioned expenditure of ₹ 6082.77 crore involving 1937 cases was incurred by MoR, which was 1.06 *per cent* of total expenditure during the year 2021-22.

**[Para -2.8]**

**Chapter 3** of the Report contains financial overview of the Railway Commercial Undertakings for the year ended 31 March 2022.

- a) The amount of investment of equity and loans in Railway Commercial Undertakings was ₹ 4,94,739.92 crore at the end of March 2022. The Government of India contributed ₹ 46, 881.58 crore (80.82 *per cent*) in the paid up share capital of Railway Commercial Undertakings. The remaining paid-up share capital was contributed by Financial Institutions (5.70 *per cent*), Central Government Companies (5.36 *per cent*), State Government / State Government companies (8.12 *per cent*). The overall Profit increased from ₹ 6,780.97 crore in 2019-20 to ₹ 10,259.48 crore in 2021-22.

**[Para -3.3]**

- b) 29 Railway Commercial Undertakings earned profit ₹ 10,622.50 crore out of which only 10 Railway Commercial Undertakings had declared dividend of ₹ 3,913.42 crore during 2021-22. In comparison, 27 Railway Commercial Undertakings had earned a profit of ₹ 7,623.40 crore out of which 10 Railway Commercial Undertakings had declared dividend of ₹ 2,799.47 crore during 2020-21.

**[Para -3.4.3]**

- c) The total market capitalization of the shares of seven Railway Commercial Undertakings was ₹ 1,50,540 crore as on 31 March 2022. The market capitalisation had registered an increase of 31.40 *per cent* as compared to the previous year.

**[Para -3.5]**

- d) The Current Ratio (i.e. ability of a company to pay its short-term obligations- those due within a year), of 11 Railway Commercial Undertakings was less than the healthy and acceptable range ('1.5' to '3.0').

**[Para -3.6.1]**

- e) Return on Equity (RoE), a measure of financial performance of companies, increased from 7.30 *per cent* in 2020-21 to 9.29 *per cent* in 2021-22.

**[Para -3.6.3]**

**Chapter 4** of the Report contains audit observations on Review of Departmental Balances in Indian Railways.

- a) MoR was not able to follow the guidelines of Government of India regarding digital payment/ limited cash transactions and made cash transactions amounting to ₹ 2,395.52 crores during 2017-18 to 2021-22.

**[Para -4.4.1]**

- b) 16 Zonal Railways/Production Units are still showing huge balances under the Major Head- 8671-105. Departmental Balances of ₹ 665.34 crore (April 2017) were depicted under the Major Head-8671 of Account Current (March Account) which marginally reduced to ₹ 578.74 crore (March 2022). Out of ₹ 578.74 crore, ₹ 379.00 crore of Departmental balances under the Major Head- 8671-105 (Departmental Balances) pertained to only two Zonal Railways (₹ 215.38 crore for SER and ₹ 163.62 crore for SCR) at the year ending March 2022.

**[Para -4.4.2]**

- c) Records related to ₹12.18 crore of cash were not available with 8 Zonal Railways/Production Units (ZRs/PUs). Further, records related to ₹ 69.31 crore were not made available to audit in 6 ZRs and ₹ 30.15 lakh were outstanding against retired cashiers in 2 ZRs.

**[Para -4.4.3]**

### ***Recommendations:***

#### ***Ministry of Railways –***

- i. Needs to critically analyse cost of passenger operations and take steps to reduce its losses.*
- ii. May take steps to diversify their freight basket to enhance freight earnings.*
- iii. May address the backlog of renewal of over-aged assets for safe running of trains.*
- iv. May take steps to augment internal revenues.*

**[Para -1.10]**



- v. *Appropriate check to be adopted by the budget controlling authorities of MoR for regular monitoring of the flow of expenditure and budget allotment and take prompt action for seeking additional funds/surrender of funds allotted, so that funds could be judicially utilized for the intended purposes.*
- vi. *To evolve practice and strengthen internal control mechanism to reduce the instances of misclassification of expenditure. Deterrent sanctions should be put in place to foster greater responsibility and accountability at the level of key controlling officers.*
- vii. *Railways administration should ensure all unsanctioned expenditure is regularised on priority.*

[Para -2.10]

- viii. *To take steps, as per DIPAM instructions of February 2018, to ensure payment of dividend by subsidiaries/JVs of Railway Commercial Undertakings.*
- ix. *To take steps to arrest continuous losses in the Railway Commercial Undertakings.*

[Para -3.9]

- x. *To take appropriate initiative and strictly adhere to the Government of India's guidelines for digital payment to staff and contractor.*
- xi. *Needs to review the balances under Major Head 8671-105- Departmental Balances (Railways) of March Account Current so that amount shown under Departmental Balance may be cleared.*

[Para -4.5]



# **Chapter 1**

## **State of Finances**



## Chapter 1 State of Finances

This chapter provides a broad perspective on the finances of the Indian Railways during 2021-22. It analyses critical changes in the major financial indicators with reference to the previous year, as well as the overall trends. The base data for this analysis is the Finance Accounts of the Ministry of Railways (MoR). The Finance Accounts is compiled by MoR annually for incorporation in the Union Government Finance Accounts. In addition, data from government documents and reports<sup>1</sup> have also been used to analyse performance of Indian Railways during 2021-22.

### 1.1 Summary of Current Year's Fiscal Transactions

The following Table presents the summary of Indian Railways fiscal transactions during 2020-21 and 2021-22. The figures in brackets in the Table represent the increase/decrease in percentage over previous year.

**Table 1.1 – Summary of receipt and expenditure during 2021-22**

(₹ in crore)

Summary of Capital and Revenue expenditure					
Sl. No.	Details	Actual 2020-21	Budget Estimates 2021-22	Revised Estimates 2021-22	Actual 2021-22
1.	Capital Expenditure <sup>2</sup>	1,55,181.03	2,15,058.00	2,15,000.00	1,90,267.07
2.	Revenue Expenditure	1,38,236.07	2,10,899.00	2,01,125.00	2,06,391.59
	<b>Total Expenditure</b>	<b>2,93,417.10</b>	<b>4,25,957.00</b>	<b>4,16,125.00</b>	<b>3,96,658.66</b>
Summary of Revenue Receipts and Revenue Expenditure					
1	Passenger Earnings	15,248.49 (-69.91)	61,000.00	44,375.00	39,214.39 (157.17)
2	Other Coaching Earnings <sup>3</sup>	2,096.74 (-54.82)	6,200.00	5,000.00	4,899.56 (133.68)
3	Freight Earnings	1,17,231.82 (3.30)	1,37,810	1,45,275	1,41,096.39 (20.36)
4	Sundry Earnings <sup>4</sup>	5,938.61 (1.29)	12,000.00	7,000.00	6,067.96 (2.18)
<b>5</b>	<b>Total Traffic Earnings</b>	<b>1,40,515.66</b>	<b>2,17,010.00</b>	<b>2,01,650.00</b>	<b>1,91,278.30</b>
6	Clearance from Traffic Outstanding (Suspense)	54.86	100.00	100.00	(-71.82)
<b>7</b>	<b>Gross Traffic Receipts<sup>5</sup> (Item No.5+6)</b>	<b>1,40,570.52</b> (-19.38)	<b>217,110.00</b>	<b>2,01,750.00</b>	<b>1,91,206.48</b> (36.02)

<sup>1</sup> Budget documents, Annual Statistical Statements of Indian Railways

<sup>2</sup> Capital expenditure includes expenditure from Gross Budgetary Support, Internal Resources and Extra Budgetary Resources (EBR)

<sup>3</sup> Earnings from transportation of parcels, luggage and post office mail etc.

<sup>4</sup> Earnings from renting, leasing of building, catering services, advertisements, maintenance of sidings and level crossing, re-imburement of loss on strategic lines etc.

<sup>5</sup> Operational receipts from freight, passenger, other coaching traffic and sundry earnings of MoR.

Sl. No.	Details	Actual 2020-21	Budget Estimates 2021-22	Revised Estimates 2021-22	Actual 2021-22
8	Miscellaneous Receipts <sup>6</sup>	213.03 (-36.99)	350.00	250.00	160.53 (-24.64)
9	<b>Total Receipts (Item No.7 + 8)</b>	<b>1,40,783.55</b> (-19.41)	<b>2,17,460.00</b>	<b>2,02,000.00</b>	<b>191367.01</b> (35.93)
10	Net Ordinary Working Expenses <sup>7</sup>	1,35,844.51 (-9.56)	1,54,399.00	1,49,800.00	1,56,506.34 (15.21)
11	<b>Appropriation to</b>				
	Pension Fund	523.00 (-97.47)	53,300.00	49,000.00	48,100.00 (9096.94)
	Depreciation Reserve Fund (DRF)	200.00 (50.00)	800.00	500.00	00.00
12	<b>Total Working Expenses<sup>8</sup> (Item No.10+ 11)</b>	<b>1,36,567.51</b> (-20.28)	<b>2,08,499.00</b>	<b>1,99,300.00</b>	<b>2,04,606.34</b> (49.82)
13	Miscellaneous Expenditure <sup>9</sup>	1,668.56 (-6.57)	2,400.00	1,825.00	1,785.25 (6.99)
14	<b>Total Expenditure (Item No.12 + 13)</b>	<b>1,38,236.07</b> (-20.14)	<b>2,10,899.00</b>	<b>2,01,125.00</b>	<b>2,06,391.59</b> (49.30)
15	Net Surplus (Item No.9 (-) 14)	2,547.48 (60.26)	6,561.00	875.00	(-15,024.58) (-689.78)
16	<b>Surplus available for appropriation to</b>				
	Development Fund (DF)	1,547.48 (11.42)	1,561.00	875.00	00.00
	Rashtriya Rail Sanraksha Kosh	1,000.00 (398.11)	5,000.00	00.00	00.00
17	Operating Ratio	97.45	96.15	98.93	107.39

(Source: Railway Budget for 2021-22 and 2022-23 and Accounts for 2021-22.)

Note: Figures in brackets represent the increase/decrease in percentage over previous year.

As can be seen from the Table 1.1

- Total Receipts increased by 35.93 per cent during 2021-22 as compared to 2020-21. The increase in 2021-22 was mainly due to increase in all types of earnings viz. Passenger Earnings (by 157.17 per cent), Other Coaching Earnings (by 133.68 per cent), Freight Earning (by 20.36 per cent) and Sundry Earnings (by 2.18 per cent) during 2021-22 as compared to the previous year 2020-21.
- Net Ordinary Working Expenses increased by 15.21 per cent in 2021-22 as against decrease of 9.56 per cent in 2020-21. The Total Working Expenses also

<sup>6</sup> Miscellaneous Receipts comprise of receipts by Railway Recruitment Board (RRB), receipts by Research Designs & Standards Organisation (RDSO) and receipts of Railway Claims Tribunal (RCT) etc.

<sup>7</sup> Operating expenses of MoR (Staff salary, repairs & maintenance of assets, fuel etc.).

<sup>8</sup> Operating expenses and appropriation to DRF and Pension Fund w.r.t Zonal Railways.

<sup>9</sup> Miscellaneous Expenditure comprise of expenditure on Railway Board, Surveys, Research, Designs and Standards Organization, Other Misc. Establishments of MoR, Statutory Audit etc.

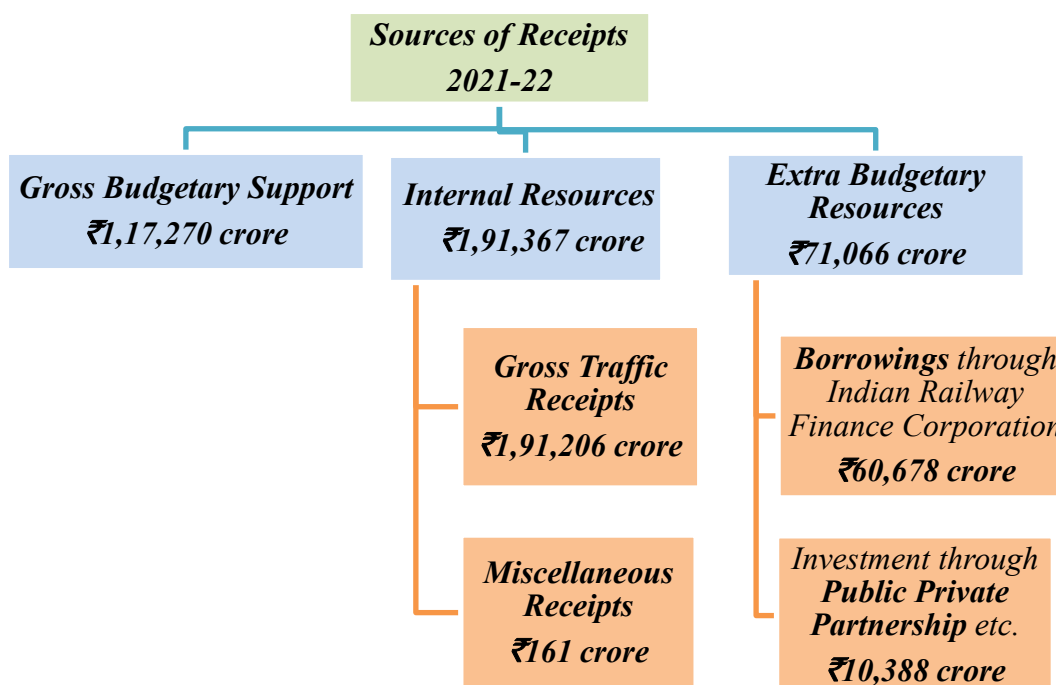
increased by 49.82 *per cent* as compared to the previous year due to more appropriation to the Pension Fund as compared to the previous year.

3. Against the Budget Estimate (BE) of ₹6,561 crore, the 'Net deficit' in place of surplus after meeting all revenue liabilities, was ₹15,024.58 crore in 2021-22 as compared to net surplus to ₹2,547.48 crore in 2020-21. The Railways would have ended up with more negative balance of ₹18240.52 crore (instead of ₹15,024.58 crore), if the actual amount (₹51,215.94 crore) required to meet the expenditure on pension payments of the Railways had been appropriated to the Pension Fund.
4. Due to deficit, no amount was appropriated to any funds other than Pension Fund.

## 1.2 Resources of MoR

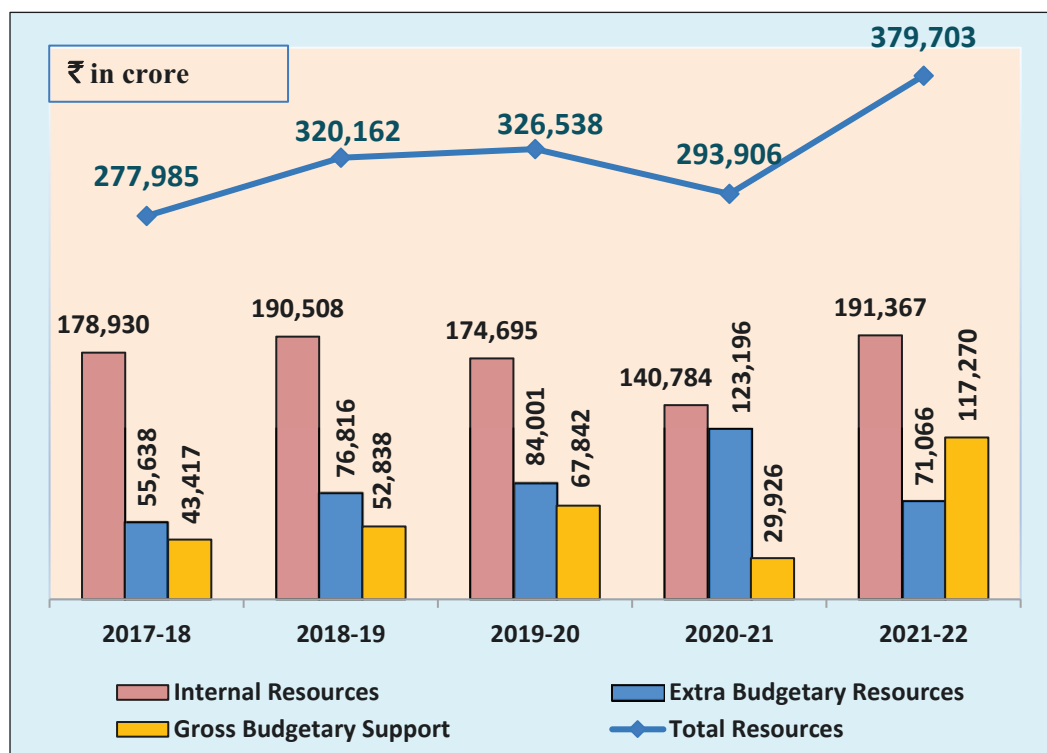
MoR is financed through (i) budgetary support from Central Government, (ii) its own internal resources and (iii) Extra Budgetary Resources. The main sources of receipts of MoR during the year 2021-22 are as follows:

**Figure 1.1: Sources of receipts**



The share of various resources available for MoR during the last five years is shown in the following Graph:

Figure 1.2: Share of various resources of MoR during last five years



(Source: Budget documents and Statements of Finance Accounts for the year 2021-22 of MoR.)

The above bar diagram reflects that the internal resources followed by Gross Budgetary Support (GBS) and extra budgetary resources (EBR) are the largest resource of MoR. The Railways have been raising EBR through Indian Railway Finance Corporation (IRFC), since its inception in 1987, for procurement of rolling stock. MoR also resorted to EBR for project financing w.e.f. 2015-16 onwards.

### 1.2.1 Extra Budgetary Resources

Extra Budgetary Resource (EBR) includes funds raised through IRFC for procurement of rolling stock and for execution of projects of MoR. Extra Budgetary Resources-Institutional Finance (EBR-IF), from Life Insurance Corporation of India (LIC), for funding capital projects and funds raised through implementing projects in Public Private Partnership (PPP) mode are as part of EBR. MoR raised an amount of ₹71,065.86 crore through extra-budgetary resources during 2021-22, as against ₹1,23,196.17 crore raised during 2020-21 (decrease of 42.31 per cent). This included ₹60,677.45 crore raised through IRFC for procurement of rolling stock and for execution of projects of MoR and ₹10,388.41 crore through PPP mode.

Efficiency in application of EBR funds assumes greater significance for Railways Finances due to interest liability. In view of greater dependence on EBR and rising debt burden of MoR, a detailed analysis on financing of projects from EBR (IF),



was done in CAG's Report on Union Government (Railways) – Railways Finances – No. 8 of 2020. Reply to ATN on the same was submitted by Audit on 28.06.2021.

### 1.2.2 Gross Budgetary Support

MoR received ₹ 1,17,270.54 crore as Gross Budgetary Support (GBS) from Government of India during the year 2021-22, against ₹ 29,925.69 crore received during 2020-21. The budgetary support from Central Government increased by 291.87 per cent resulting in greater dependence on General Revenue for financing capital expenditure. Further, Railways received ₹ 59,700 crore from Central Road Fund (out of diesel cess), as a part of GBS, during 2021-22 as against 'Nil' during the year 2020-21.

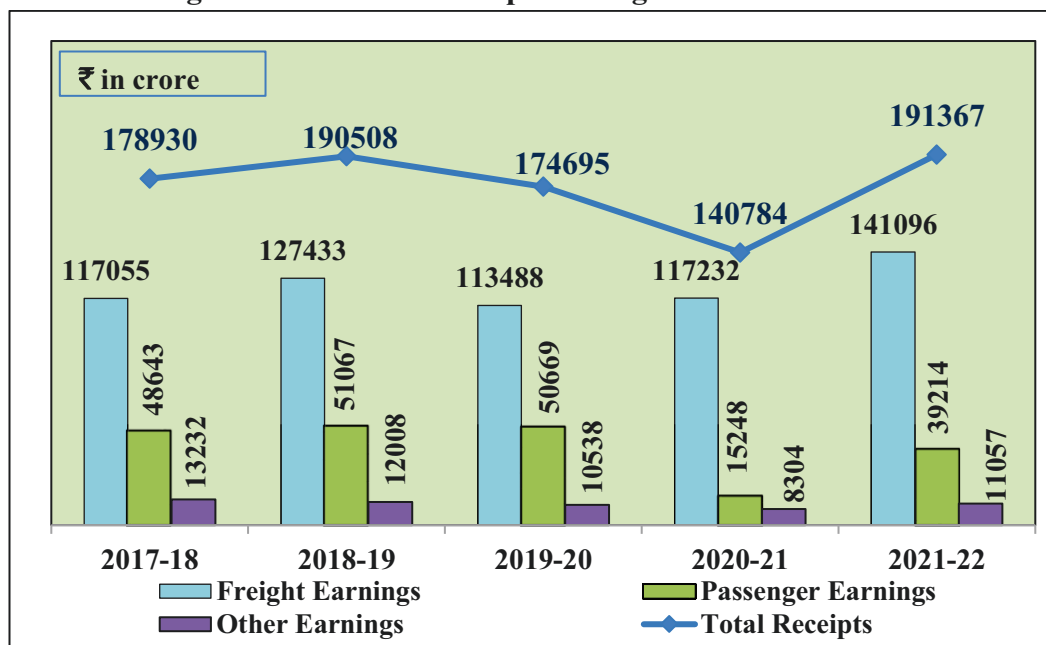
### 1.2.3 Internally generated resources of Indian Railways

Railways internal resources include earnings from freight and passenger business, sundry earnings, other coaching and miscellaneous earnings. During 2021-22, railways generated total internal resources of ₹ 1,91,367.01 crore against ₹ 2,17,460.00 crore envisaged in the BE. The Railways could not achieve even RE target of ₹ 2,02,000 crore.

The internal resources are utilized for revenue expenditure including to meet pension liabilities, to pay principal component of Lease Assets and expenditure on replacement and renewal of fixed assets through Capital Fund, Depreciation Reserve Fund and Rashtriya Rail Sanraksha Kosh (RRSK).

The trend of total revenue receipts for the last five years is shown in the following Graph:

Figure 1.3: Revenue receipts during 2017-18 to 2021-22



(Source: Statement of Finance Account and Annual Statistical Statement 2021-22 of MoR)

The trend of growth rates of different segments of revenue receipts are discussed in the succeeding paragraphs.

**a) Freight Earnings**

As against the budget estimates of ₹1,37,810 crore, the actual freight earnings were ₹1,41,096.39 crore during 2021-22. The statistics regarding various parameters of freight services during the past five years were as follows:

**Table 1.2 - Freight Services Statistics**

Year	Loading (Million Tonne)	NTKM <sup>10</sup> (in million) (Revenue Freight Traffic only)	Earnings (₹ in crore)	Average lead <sup>11</sup> (in km)	Average earnings per tonne per km (in paise)
2017-18	1159.55 (4.83)	692916 (11.73)	1,17,055.40 (12.19)	598	168.93 (0.41)
2018-19	1221.48 (5.34)	738523 (6.58)	1,27,432.72 (8.87)	605	172.55 (2.14)
2019-20	1208.41 (-1.07)	707665 (-4.18)	1,13,487.89 (-10.94)	586	160.37 (-7.06)
2020-21	1230.94 (1.86)	719762 (1.71)	1,17,231.82 (3.30)	585	162.88 (1.56)
2021-22	<b>1415.87</b> <b>(15.02)</b>	<b>871816</b> <b>(21.13)</b>	<b>1,41,096.39</b> <b>(20.36)</b>	<b>616</b> <b>(5.30)</b>	<b>159.77</b> <b>(-1.91)</b>

(Source: Annual Statistical Statement 2021-22 of MoR)

**Note:** Figures in bracket represent percentage increase/decrease over previous year.

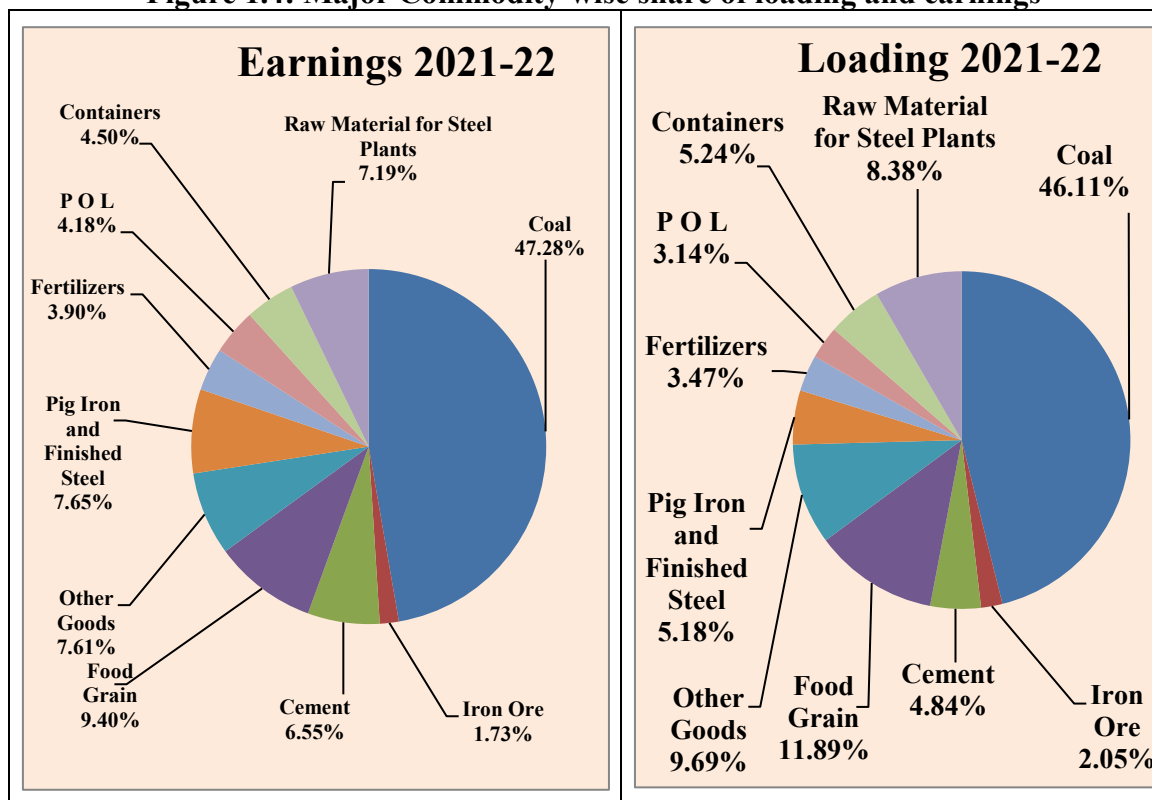
The freight loading was 1,415.87 Million Tonnes (MT) during 2021-22, as compared to the loading of 1,230.94 MT during 2020-21. The freight loading increased by 15.02 per cent during 2021-22 over the previous year. The freight earnings also increased by 20.36 per cent as compared to previous year. The average lead (average haul of a ton of freight) increased from 585 km in 2020-21 to 616 km in 2021-22 by 5.30 per cent.

The Railways freight basket is limited to certain bulk commodities. The commodity wise share in loading and earnings are given in the following Graph:

<sup>10</sup> NTKM-Net Ton Kilometre-Unit of measure of freight traffic which represent the transport of one ton goods over a distance of one kilometre.

<sup>11</sup> Average Lead - Average haul of a tonne of freight.

Figure 1.4: Major Commodity-wise share of loading and earnings



(Source: Budget Documents for the year 2023 and Annual Statistical Statement 2021-22 of MoR)

In comparison to previous year Coal was the major component, in both i.e. in loading (47.28 per cent) and in earnings (46.11 per cent), followed by Food Grain and Other Goods. The highest growth in loading in comparison to previous year were in following components.

Table 1.3 - Freight Services Statistics

S. No.	Commodity	2020-21 (Load in MT)	2021-22 (Load in MT)	Percentage Change
1	Coal	541.81	652.80	20.49
2	Raw Material for Steel Plants	24.90	29.03	16.59
3	Pig Iron and Finished Steel	60.06	68.50	14.05
4	Iron Ore for Export	159.14	168.36	5.79
5	Cement	120.40	137.19	13.95
6	Food Grain	62.82	73.38	16.81
7	Fertilizers	53.79	49.18	-8.57
8	P O L	42.48	44.46	4.66
9	Containers	63.16	74.26	17.57
10	Other Goods	102.38	118.71	15.95

(Source: Annual Statistical Statement 2021-22 of MoR)

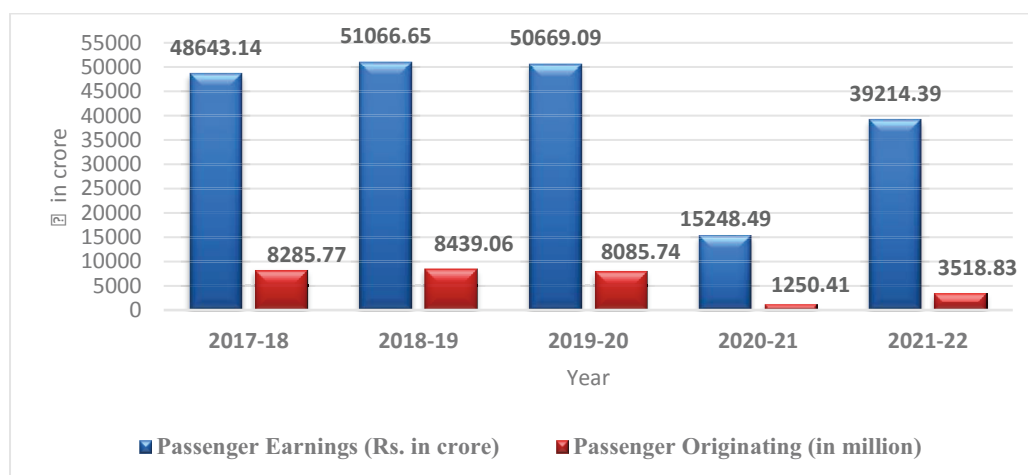
There was shortfall in loading as compared to 2020-21, during 2021-22 in Fertilizer by 4.61 MT (in earning ₹ 397.75 crore).

As can be seen from the above, there is heavy dependence on Coal transportation. Any shift in the bulk commodities transport pattern could affect the Railways freight earnings significantly. Railways have not been able to diversify their freight basket despite running various incentive schemes for long time.

## b) Passenger Earnings

As against the budget estimates of ₹ 61,000 crore for passenger earnings during 2021-22, the actual passenger earnings were ₹ 39,214.39 crore. The number of passengers originating and passenger earnings during the past five years is shown in the following graph:

**Figure 1.5: Number of passengers and earnings**



(Source: Annual Statistical Statement 2021-22 of MoR)

As can be seen from the above graph, there was a sharp decline in number of passengers originating and passenger earnings during 2021-22 as compared to the previous years except in 2020-21. Key performance indicators of passenger services are as follows:

**Table 1.4 – Key passenger indicators**

S. No.	Year	Number of Passenger (in millions)	Passenger Kilometer <sup>12</sup> (in million)	Earnings (₹ in crore)	Average Lead <sup>13</sup> (in kilometer)	Average Earnings Per Passenger Per Kilometer (in paise)
1	2017-18	8285.77 (2.09)	1177699 (2.42)	48,643.14 (5.11)	142.14	41.30 (2.61)
2	2018-19	8439.06 (1.86)	1157174 (-1.74)	51,066.65 (4.98)	137.12	44.13 (6.85)
3	2019-20	8085.74 (-4.19)	1050738 (-9.20)	50,669.09 (-0.78)	129.95	48.22 (9.27)
4	2020-21	1250.41 (-84.54)	231126 (-78.00)	15,248.49 (-69.91)	184.84	65.97 (36.81)
5	2021-22	3,518.83 (181.41)	590217 (155.37)	39,214.39 (157.17)	167.70	66.44 (0.71)

(Source: Annual Statistical Statement 2021-22 of MoR)

Note: Figures in bracket represent percentage increase/decrease over previous year.

<sup>12</sup> Passenger Kilometer – A passenger transported over one kilometer

<sup>13</sup> Average Lead - Average haul of a passenger

As compared to the previous year, the number of passengers and passenger earnings during 2021-22 increased by 181.41 *per cent* and 157.17 *per cent* respectively. The increase in passenger traffic was mainly due to removal of travel restrictions in the 2021-22 in comparison to previous year.

### c) Sundry Earnings and Other Coaching Earnings

As against the budget estimates of ₹18,200 crore for ‘Sundry and other coaching earnings’ during 2021-22, the actual earnings were only ₹10,967.52 crore. Sundry and other coaching earnings constituted only 5.74 *per cent* of the Gross Traffic Receipts in the current year. It was increased by 36.49 *per cent*, from ₹8,035.35 crore in 2020-21 to ₹10,967.52 crore in 2021-22.

Sundry Earnings was mainly contributed by advertisement and publicity, catering department, interest & maintenance charges of Saloon, level crossings, receipts from leasing of land, property development of land/air space and other sundry earnings, etc. The ‘Sundry Earnings’ also included an amount of ₹2358.12 crore on account of reimbursement of operating loss on strategic lines. There was considerable scope for increasing revenue generation from advertisements and commercial utilization of railway land.

### d) Unrealized Earnings

Unrealized earnings on account of movement of traffic is classified as ‘Traffic Suspense’. Unrealized earnings on account of rent/lease of building/land and maintenance charges of sidings etc. is ‘Demand Recoverable’. The outstanding unrealized earnings increased from ₹1968.60 crore in 2020-21 to ₹2,022.86 crore at the end of 2021-22. Of this, an amount of ₹1,541.15 crore was outstanding under Traffic Suspense and ₹481.71 crore under ‘Demand Recoverable’. The major portion of outstanding under Traffic Suspense was on account of un-recovered freight and other charges from Power Houses and State electricity entities. This amounted to ₹637.44 crore, and constituted 31.51 *per cent* of the total Traffic Suspense. Major defaulters Power Houses are as follows:

**Table 1.5-Outstanding dues against State Electricity Entities/Power Houses**

(₹ in crore)

Sl. No.	State Electricity Entities/Power House	Outstanding dues as of 31 March 2022
1.	Punjab	446.45
2.	Delhi	114.28
3.	Rajasthan	31.89
4.	Maharashtra	2.42
5.	Uttar Pradesh	9.82
6.	Madhya Pradesh	10.02
7.	NTPC	5.97
8.	West Bengal	2.15
9.	Damodar Valley Corporation	0.11

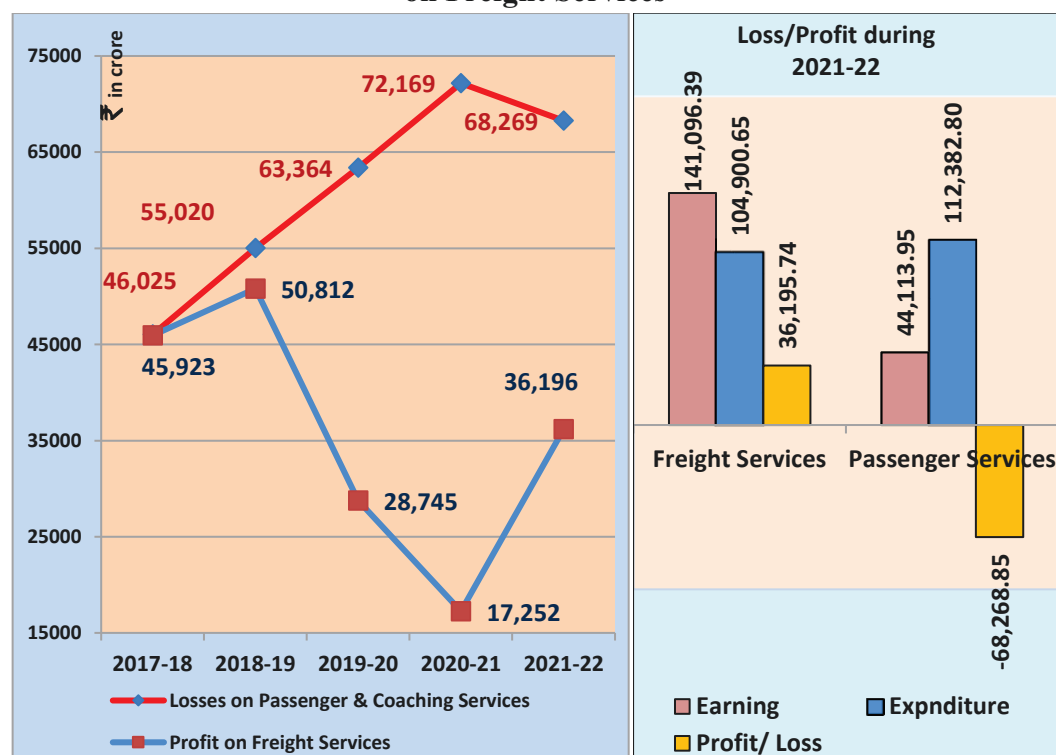
Source-Statement of dues recoverable from State electricity entities/Power Houses)

The outstanding dues in respect of Punjab, Delhi and Rajasthan are continuing over ten years. The Ministry of Railways needs to enhance its efforts to realize the old outstanding dues from the State electricity entities/Power Houses.

### 1.3 Cross-Subsidization of Passenger and other Coaching Services

MoR was unable to meet its operational cost of passenger services and other coaching services. The data available in the latest Report<sup>14</sup> of the MoR has been analysed. It indicates that there was cross subsidization from freight earnings to passenger and other coaching earnings. Loss incurred by passenger and other coaching services increased from ₹46,025 crore in 2017-18 to ₹ 68,268.85 crore in 2021-22. Detailed analysis of Cross Subsidization over Zonal Railways (Appendix 1.3), it was observed that every Zonal Railways was in loss in passenger services while profit on freight services during the year 2021-22. However, six Zonal Railways<sup>15</sup> were in loss in both of the services. The losses on passenger and other coaching services vis-à-vis the profit on freight services during 2017-18 to 2021-22 and operational loss/profit for the year 2021-22 are shown in the following Graph:

**Figure 1.6: Losses on Passenger and Other Coaching Services vis-à-vis Profit on Freight Services**



(Source: Annual Statistical Statement 2021-22 of MoR)

<sup>14</sup> Summary of End Results-Freight Services Unit Costs and Coaching Services Profitability/Unit Costs for the year 2021-22.

<sup>15</sup> ER, NR, NER, NFR, SR and SWR

As can be seen from the above, the loss on passenger and other coaching services has been steadily increasing over the years since 2017-18 to 2020-21 but decreased during the year 2021-22. On the other hand, the profit earned on freight operations which was on a decreasing trend up to 2020-21, was increased to ₹ 36,196 crore in 2021-22. The entire profit from freight traffic was utilized to compensate the loss on operation of passenger and other coaching services. The loss of ₹ 32,073 crore from Passenger operations was left uncovered during 2021-22.

The operational losses of various classes of passenger services during 2017-18 to 2021-22 are given in the following table:

**Table 1.6 Operational losses of various Classes of Passenger Services**

(₹ in crore)

S. No.	Class	2017-18	2018-19	2019-20	2020-21	2021-22
1	AC-Ist class	(-) 164.95	(-) 248.60	(-) 403.11	(-) 718.88	(-) 406.33
2	Ist class	(-) 34.67	(-) 38.87	(-) 37.89	(-) 43.28	(-) 45.31
3	AC 2 Tier	(-) 604.49	(-) 907.93	(-) 1,378.28	(-) 2,994.88	(-) 1564.27
4	AC 3 Tier	738.75	318.03	64.65	(-) 6500.46	(-) 698.12
5	AC Chair car	98.39	242.80	(-) 182.21	(-) 1078.55	(-) 473.20
6	Sleeper Class	(-) 11,003.06	(-) 13,011.55	(-) 16,055.93	(-) 20,134.47	(-) 17038.17
7	Second class	(-) 11,523.87	(-) 13,214.04	(-) 14,456.65	(-) 17,640.83	(-) 16393.33
8	Ordinary Class	(-) 16,568.07	(-) 19,124.13	(-) 20,449.92	(-) 11,438.29	(-) 15282.14
9	EMU suburban services	(-) 6,184.46	(-) 6,753.56	(-) 6,937.72	(-) 7,798.60	(-) 8316.27

(Source: Summary of the End Results Coaching Services Profitability/Unit Costs of Annual Statistical Statement 2021-22 of MoR).

Note: Negative figures denote losses and positive figures denote profits on passenger services.

As can be seen from the data above, all classes of train services incurred losses during 2021-22. Even AC 3 Tier which could recover its operational cost and earned profit during the last several years incurred loss during 2020-21 and 2021-22. There were loss in various classes of passenger services ranged from ₹17,038.17 crore (Sleeper Class) to ₹ 45.31 crore (First Class) during the year 2021-22.

## 1.4 Application of Resources

The two main components of expenditure in MoR are 'Revenue Expenditure' and 'Capital Expenditure'. Revenue expenditure includes ordinary working expenditure and miscellaneous expenditure.

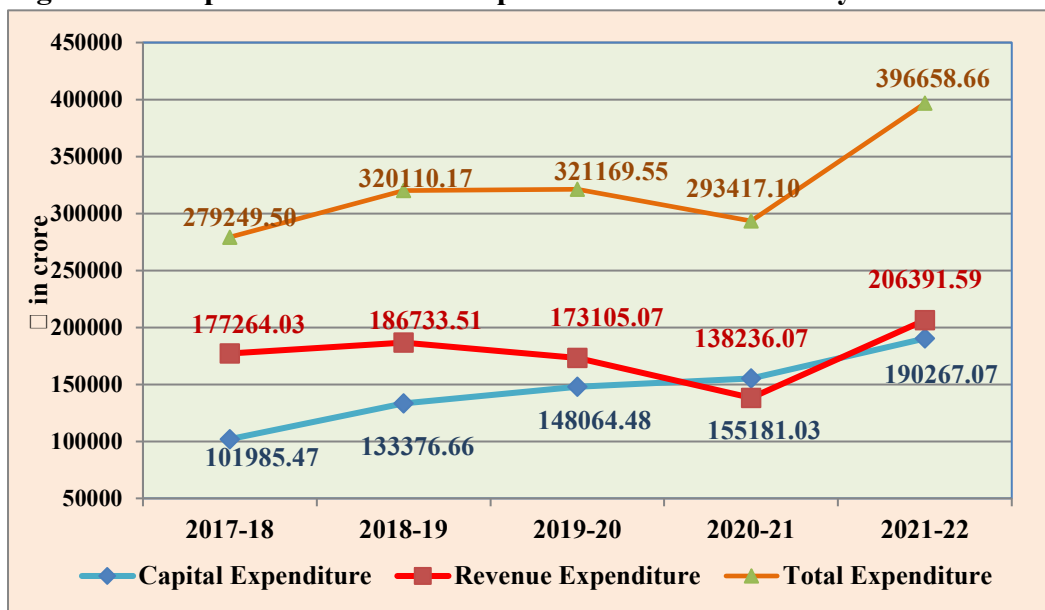
The total expenditure of MoR was increased from ₹ 2,93,417.10 crore in 2020-21 to ₹3,96,658.66 crore in 2021-22, an increase of 35.19 per cent. The capital expenditure increased by 22.61 per cent, whereas the revenue<sup>16</sup> expenditure increased by 49.30 per cent during the same period. The share of Capital expenditure to total expenditure decreased from 52.90 per cent in 2020-21 to 47.96

<sup>16</sup> Including amount appropriated to Pension Fund ₹48,100 crore.



per cent in 2021-22. The share of Revenue expenditure increased from 47.10 per cent in 2020-21 to 52.03 per cent in 2021-22. The details of Revenue and Capital Expenditure during the last five years are shown in the following Graph:

**Figure 1.7: Capital and Revenue Expenditure in the last five years**

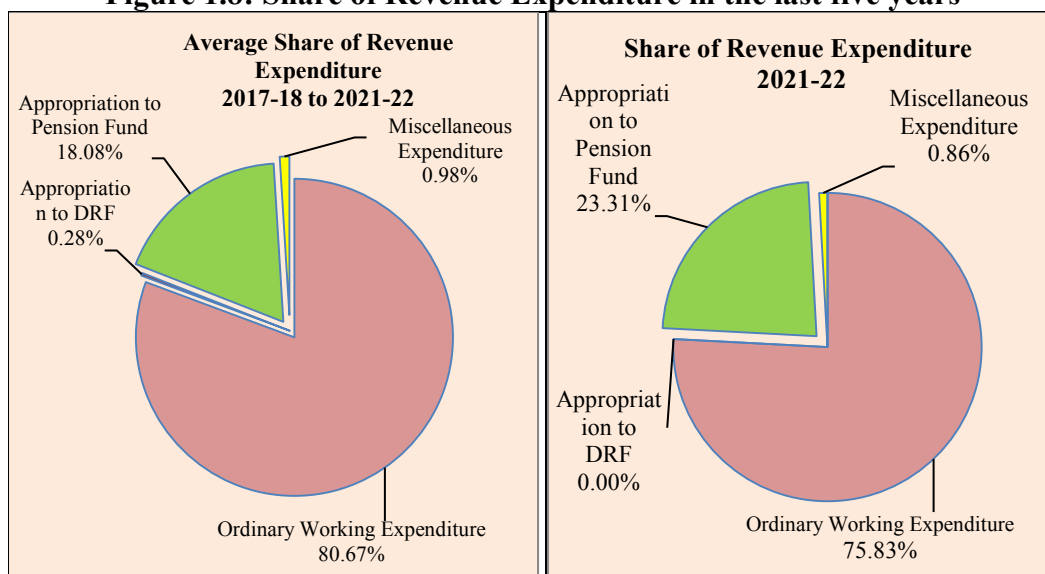


(Source: Budget documents 2023 of MoR).

### 1.4.1 Revenue Expenditure

Comparison of Share of Revenue Expenditure during 2021-22 against the Average Share of Revenue Expenditure during 2017-18 to 2021-22 is shown below:

**Figure 1.8: Share of Revenue Expenditure in the last five years**



(Source: Finance Accounts of 2017-18 to 21-22 of MoR.)

Ordinary Working Expenditure (OWE) comprises expenditure on day-to-day maintenance and operations of the Railways. This includes expenditure on office administration, repairs and maintenance of track and bridges, locomotives, carriage and wagons, plant and equipment, operating expenses on crew, fuel, miscellaneous

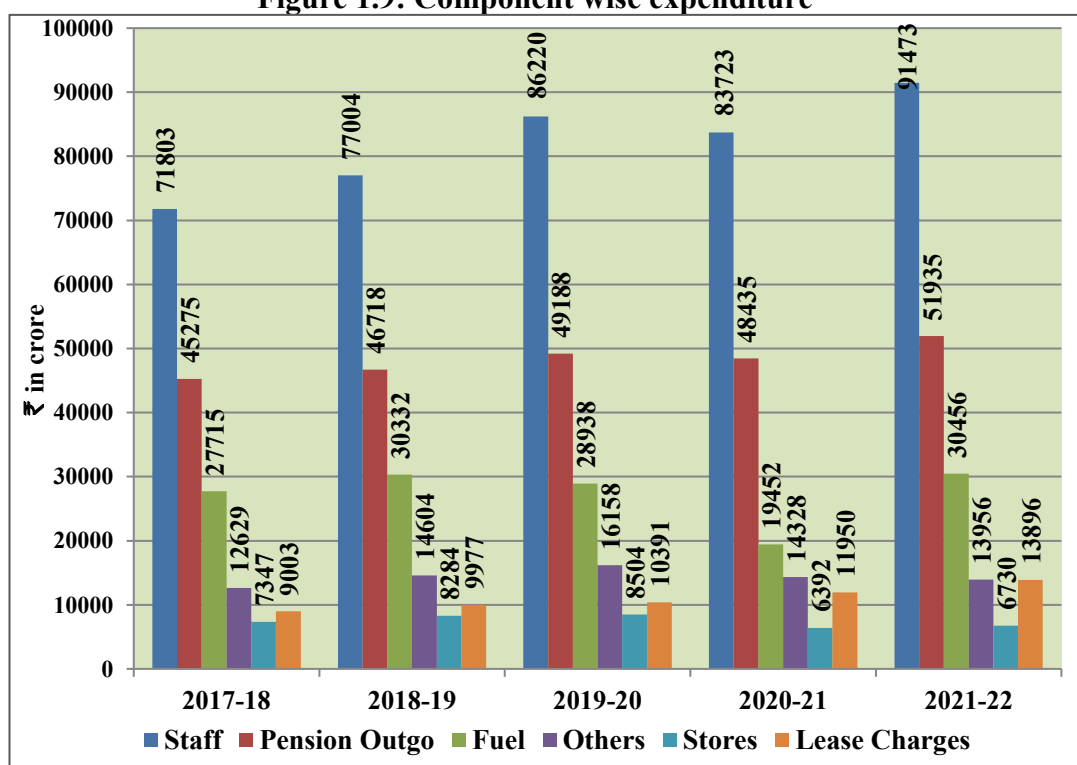


expenditure, payment of interest component of lease charges, pension liabilities etc. OWE decreased to 75.83 per cent of the total revenue expenditure during 2021-22, as compared to the average of 80.67 per cent during the past five years. The appropriation to Pension Fund increased to 21.31 per cent in 2021-22 against the average of 18.08 per cent during the past five years. The appropriation to Pension Fund does not include special loan of ₹ 79,398 crore from General Revenue for COVID related resource gap in 2020-21.

### Component –wise Revenue Expenditure

The break-up of working expenditure of MoR under staff, fuel, lease charges, stores, others and pension outgo for the last five years is shown in Graph below:

Figure 1.9: Component wise expenditure



(Source: Budget Documents 2023 of MoR.)

The Staff cost including pension outgo constituted 69 per cent of the working expenses during the year 2021-22, as compared to 72 per cent in the previous year. The committed expenditure of the MoR consisting of staff cost, pension payments and lease hire charges on rolling stock, was 75.47 per cent of the total working expenditure in 2021-22.

#### a) Appropriation to Pension Fund

Appropriation to Pension Fund is the second largest component of revenue expenditure. Railways appropriated an amount of ₹48,100 crore to the Pension Fund during the year 2021-22, against ₹ 523 crore appropriated last year. The actual expenditure on pension was ₹51,215.94 crore in 2021-22. The Railways had

taken a special loan of ₹ 79,398 crore from the General Revenues for Covid related resource gap in 2020-21 and for liquidating the adverse balance in the Pension Fund during 2019-20.

### b) Appropriation to Depreciation Reserve Fund

Against the budgeted amount of ₹800 crore w.r.t. Zonal Railways, no amount was appropriated to DRF for 2021-22. Appropriation to DRF is on a declining trend during the last five years, it has come down from ₹5,200 crore in 2016-17 to nil in 2021-22 from revenue. Under-provisioning for depreciation is resulting in piling up of ‘throw forward’ of works relating to renewal and replacement of over aged assets. Detailed analysis of various Railways Funds is given in Paragraph 1.7.

## 1.4.2 Capital Expenditure

MoR is required to augment infrastructure for sustainable economic growth. To keep pace with the transport sector in general and to respond to the pressures of a buoyant economy, it is essential that its resources are used effectively. Creation of new assets, timely replacement and renewal of depleted assets etc. are carried out through capital expenditure.

### a) Source-wise Capital Expenditure

The capital expenditure of MoR is financed from three sources viz. GBS, internal resources<sup>17</sup> and extra budgetary resources<sup>18</sup>. During the past five years, the contribution from various sources towards capital expenditure can be seen from the following table:

**Table 1.7 – Source-wise Capital Expenditure for Indian Railways**

(₹ in crore)

Source	2017-18	2018-19	2019-20	2020-21	2021-22	
	Actual	Actual	Actual	Actual	Revised Estimates	Actual
Gross Budgetary Support <sup>19</sup>	43,417.55 (42.57)	52,837.67 (39.61)	67,477.49 (45.57)	29,925.69 (19.28)	117,300.00 (54.56)	1,17,270.54 (61.63)
Internal Resources (From Rlys Funds)	3,069.77 (3.01)	4,663.18 (3.50)	1,685.08 (1.14)	2,059.17 (1.33)	2,500.00 (1.16)	1,930.67 (1.01)
<b>Total (GBS and Internal Resources)</b>	<b>46487.32 (45.58)</b>	<b>57,500.85 (43.11)</b>	<b>69,162.57 (46.71)</b>	<b>31,984.86 (20.61)</b>	<b>1,19,800.00 (55.72)</b>	<b>1,19,201.21 (62.65)</b>

<sup>17</sup> Reserve Funds such as Depreciation Reserve Fund, Capital Fund and Development Fund

<sup>18</sup> Market borrowing through IRFC Limited and PPP.

<sup>19</sup> Includes expenditure from Railway Safety Fund, Nirbhaya Fund, and Rashtriya Rail Sanraksha Kosh

Source	2017-18	2018-19	2019-20	2020-21	2021-22	
	Actual	Actual	Actual	Actual	Revised Estimates	Actual
Extra Budgetary Resources (IRFC and PPP)	55,498.15 (54.42)	75,875.81 (56.89)	78,901.91 (53.29)	1,23,196.17 (79.39)	95,200.00 (44.28)	71,065.86 (37.35)
<b>Grand Total</b>	<b>1,01,985.47</b>	<b>1,33,376.66</b>	<b>1,48,064.48</b>	<b>1,55,181.03</b>	<b>2,15,000.00</b>	<b>1,90,267.07</b>

(Source: Budget documents of MoR)

Note: Figures in brackets represent percentage share of overall expenditure

The overall Capital expenditure of MoR increased by 22.61 per cent during 2021-22 as compared to the previous year. The share of GBS to the total capital expenditure increased from 19.28 per cent in 2020-21 to 61.63 per cent in 2021-22. The share of internal resources in total capital expenditure, which was least as 1.01 per cent in 2021-22, in comparison to last five years. Inadequate generation of internal resources resulted in greater dependence on GBS and EBR during 2021-22.

The share of EBR decreased from 79.39 per cent in 2020-21 to 37.35 per cent in the current year 2021-22., Ministry of Railways spent ₹28,170.83 crore on procurement of Rolling Stock from funds raised through market borrowings by IRFC during 2021-22. An amount of ₹32,506.62 crore was incurred on projects funded through EBR (Institutional Finance), on New Lines (Construction), Gauge Conversion, Doubling, Railway Electrification Projects and Traffic Facilities. An amount of ₹10,388.41 crore was also raised during 2021-22 through Public Private Partnership (PPP) mainly for expenditure on New Line Projects, Traffic Facilities and Road Safety Works etc.

The market borrowings have financial liabilities attached in the form of payment of huge interest and return of principal amount in stipulated time period. MoR needs to be more cautious not to get into a dept-trap and ensure optimal and judicious utilization of EBR funds.

### b) Expenditure under various Plan Heads Capital Expenditure

The capital expenditure of Indian Railways is broadly categorized under the following Plan heads:

**Table 1.8 - Category-wise Capital Expenditure**

(₹ in crore)

S. No.	Plan Heads	2017-18	2018-19	2019-20	2020-21	2021-22
1	Doubling	11,240.33	15,168.33	22,385.67	24,226.15	32,219.41
2	New Lines (Construction)	9,183.82	11,275.40	12,683.17	14,901.34	21,244.91
3	Track Renewal	7,727.71	8,241.66	7,802.63	11,657.52	14,082.00
4	Gauge Conversion	2,880.11	4,055.00	4,140.15	3,980.30	2,836.87

S. No.	Plan Heads	2017-18	2018-19	2019-20	2020-21	2021-22
5	Signaling and Telecommunication	1,255.64	1,537.03	1,620.69	1,900.84	2,142.18
6	Traffic Facilities & Yard Remodeling	1,224.84	1,146.70	1,626.22	1,241.13	2,675.13
7	Bridge Work	448.73	528.27	777.50	769.67	1,296.79
8	Rolling Stock and Payment of Capital Component of Lease charges	28,119.11	37,219.68	47,564.00	44,161.40	55,986.97
9	Investment in PSUs/JVs/ SPVs	4,887.99	12,678.36	16,924.88	15,629.65	25,750.57
10	Workshop/Production Units and Plant & Machinery	1,753.58	2,442.94	2,567.23	3,003.18	3,555.46
11	Others	11,147.61	14,802.15	17,362.96	17,774.81	18,088.37
	<b>Total<sup>20</sup></b>	<b>79,869.47</b>	<b>109,095.52</b>	<b>135,455.10</b>	<b>139,245.99</b>	<b>179,878.66</b>

(Source: Indian Railways Appropriation Accounts of respective years)

Note: 'Others' include Road Safety Works, Electrification Projects, Computerization, other Electric Works, Railway Research, Other Specified Works, Stores Suspense, Manufacturing Suspense, Misc. Advance, Staff Quarters, Customer Amenities, Metropolitan Transport Projects.

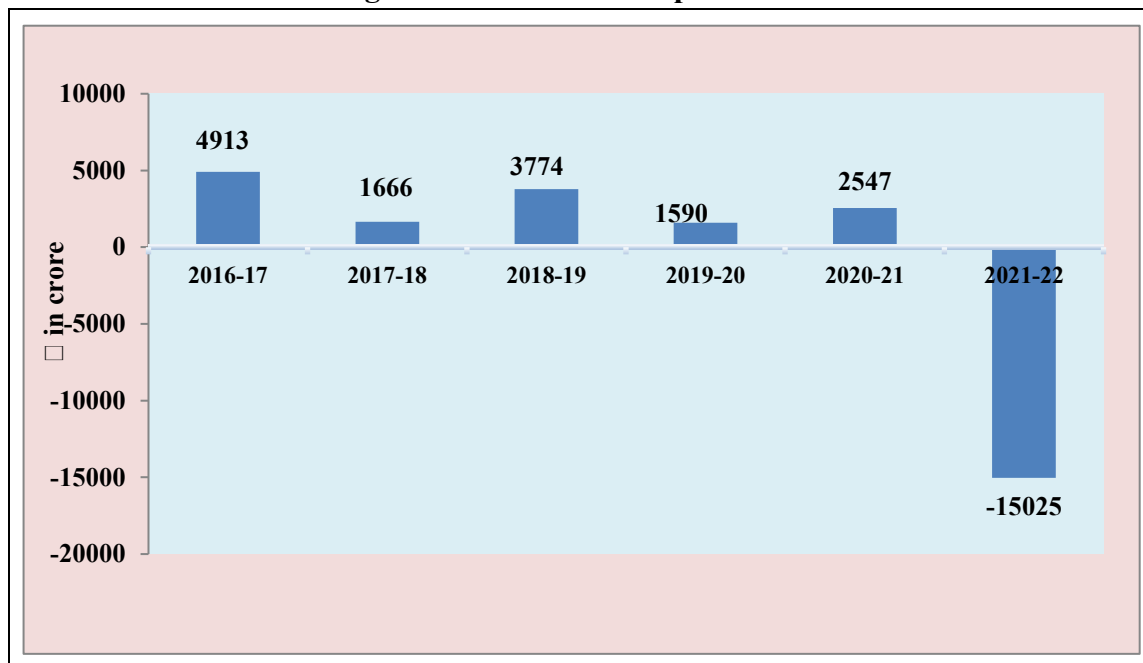
In addition to the above, MoR also undertook new line construction, traffic facility works, Doubling, Road Safety Works (Road Over/Under Bridge) etc. through PPP mode. Doubling, New Lines (Construction), Track Renewal and Gauge Conversion are the major components of Capital Expenditure. The expenditure on 'Rolling Stock and Capital Component of Lease charges' was the maximum and stood at ₹28,073.34 crore during 2021-22.

## 1.5 Revenue surplus

The 'Net revenue surplus' is the surplus available with the railways after meeting all expenditure of revenue nature such as staff cost including pension, operational expenses, repair and maintenance cost and appropriation to DRF and Pension Fund. This surplus is further allocated to various Railway Funds such as DF, CF, DSF, RSF and RRSK. The net revenue surplus during the years 2016-17 to 2021-22 can be seen in the Graph below:

<sup>20</sup> Excludes expenditure on PPP

Figure 1.10 Revenue Surplus



(Source: Budget Documents of MoR)

Against the BE of ₹6,561 crore in 2021-22, the ‘Net deficit’ was ₹15,024.58 crore as compared to net surplus of ₹2,547.48 crore in 2020-21. Indian Railways could not generate net surplus during 2021-22 as compared to 2020-21. This was due to more appropriation to Pension Fund for meeting the pension payment expenditure during 2021-22. The Railways would have ended with a more negative balance as ₹ 18140.52 crore in place of deficit of ₹15,024.58 crore, if the actual amount (₹51,215.94 crore) required to meet the expenditure on pension payments of the Railways been appropriated to the Pension Fund.

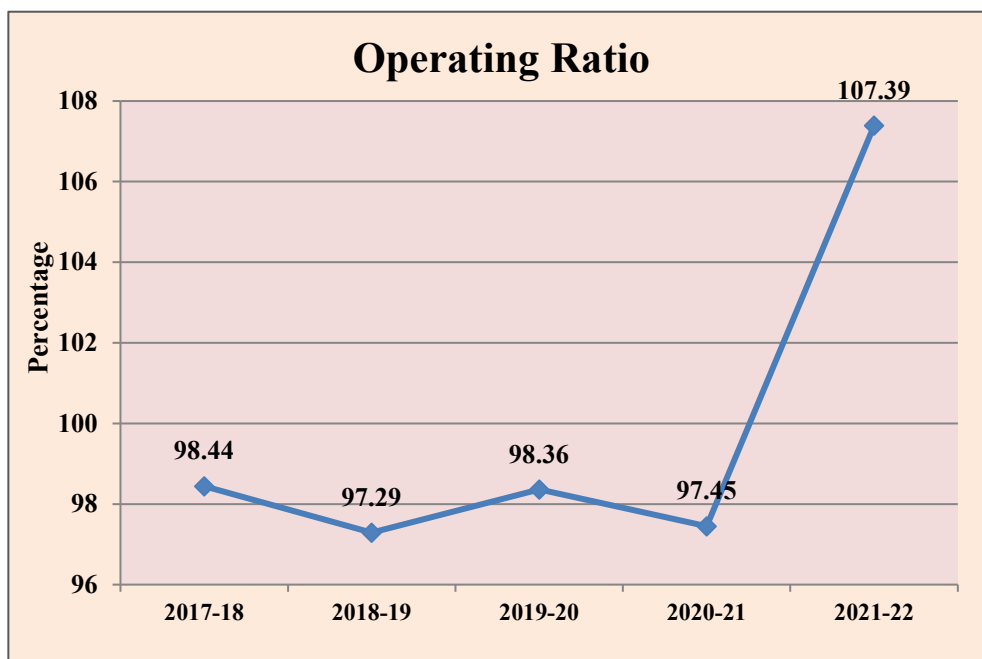
## 1.6 Efficiency Indices

The financial performance and efficiency in operations of an enterprise can best be measured from its financial and performance ratios. The relevant ratios in this regard for MoR are ‘Operating Ratio’ and ‘Staff Productivity’, which are discussed below:

### 1.6.1 Operating Ratio

Operating Ratio (OR) represents the ratio of working expenses under Major Head 3002-03 only to traffic earnings. A higher ratio indicates poorer ability to generate surplus. Against the target of 96.15 *per cent* in the Budget Estimates, the OR of Railways was 107.39 *per cent* in 2021-22. This meant that railways spent ₹107.39 to earn ₹100. As compared to the Operating Ratio of 97.45 *per cent* during 2020-21, there was deterioration in 2021-22. The Operating Ratio of Indian Railways during the past five years is as follows:

Figure 1.11 Operating Ratio of Indian Railways



(Source: Statement of Finance Account of respective years of MoR)

As can be seen from the Graph above, the OR of Indian Railways reached an all-time high of 107.39 *per cent* in 2021-22.

Further, had the actual amount (₹51,215.94 crore) required to meet the expenditure on pension payments of Railways, been appropriated to the Pension Fund (instead of ₹48,100 crore), the Railways working expenses would have increased. With the increased working expenses, the OR would have been 109.02 *per cent* instead of 107.39 *per cent* in 2021-22. Thus the OR of 107.39 *per cent* shown by the Railways does not reflect the true financial performance of the Railways.

Further again, had the actual amount (₹661.01 crore) required to meet the expenditure on DRF payments of Railways, been appropriated to the DRF (instead of NIL), the Railways working expenses would have increased. With the increased working expenses, the OR would have been 109.36 *per cent* instead of 107.39 *per cent* in 2021-22. Thus the OR of 107.39 *per cent* shown by the Railways does not reflect the true financial performance of the Railways.

Operating Ratio of zonal railways during the last five years ended on 31 March 2021 is shown in the following Table:

Table 1.9 - Operating Ratio of Zonal Railways

(In per cent)

S. No.	Zonal Railway	2017-18	2018-19	2019-20	2020-21	2021-22
1	Metro Railway/Kolkata	278.29	247.94	215.97	677.90	432.19
2	Southern	161.14	152.61	146.48	218.65	189.27
3	North Eastern	201.78	204.54	188.16	202.99	232.86
4	Eastern	181.15	185.98	169.75	175.29	192.88
5	Northern	117.09	131.95	154.79	153.65	146.12
6	Northeast Frontier	169.29	160.58	151.67	138.91	164.80
7	South Western	129.49	132.64	124.37	137.68	138.92
8	Western	107.86	102.11	114.90	128.32	131.72
9	Central	111.12	105.44	104.67	126.24	121.72
10	North Western	107.90	105.75	112.66	107.24	129.20
11	South Central	82.94	79.53	87.55	101.23	98.25
12	East Central	97.50	98.46	102.37	88.58	103.64
13	North Central	66.89	68.39	74.38	79.22	81.14
14	West Central	74.91	67.83	70.61	68.03	72.02
15	South Eastern	75.90	73.08	64.86	57.31	75.19
16	East Coast	51.98	52.39	51.49	47.34	54.58
17	South East Central	55.82	56.24	53.66	46.07	55.43
<b>Overall Indian Railways</b>		<b>98.44</b>	<b>97.29</b>	<b>98.36</b>	<b>97.45</b>	<b>107.39</b>

(Source: Statement of Finance Account of respective years of Zonal Railways of MoR)

Audit analysis revealed that OR of six Zonal Railways (East Coast, North Central, South Central, South Eastern, South East Central and West Central Railways) was below 100 per cent, with OR of East Coast being the best at 54.58 per cent.

However, OR of eleven Zonal Railways (Central, Eastern, East Central, Northern, North Eastern, Northeast Frontier, North Western, Southern, South Central, South Western, Western and Metro Railway/Kolkata, Railways) was more than 100 per cent during 2021-22, with OR of Metro Railway/Kolkata being the worst at 432.19 per cent. This implied that the working expenditure of these Railways was more than their traffic earnings.

### 1.6.2 Staff Productivity

In Indian Railways, the Staff productivity<sup>21</sup> is measured in terms of volume of traffic handled per thousand employees. A higher ratio indicates efficient transport of freight/passenger. The staff productivity increased from 628 Million Net Ton Kilometer (NTKM) in 2020-21 to 800.97 Million NTKM in 2021-22 in respect of Open Line staff of all Zonal Railways. Highest Staff Productivity of 2158.53 Million NTKM was achieved by East Coast Railway during 2021-22. Staff

<sup>21</sup> Annual Statistical Statements of Indian Railways

Productivity of 278.70 Million NTKM of Southern Railway was the lowest during the same period.

## 1.7 Railway Funds

The following funds are operated by Indian Railways for specific purposes. These funds (except RSF and RRSK) also accrue interest at the rate fixed by the Ministry of Finance. The details of the funds are given in the following table:

**Table 1.10 - Fund Balances**

(₹ in crore)

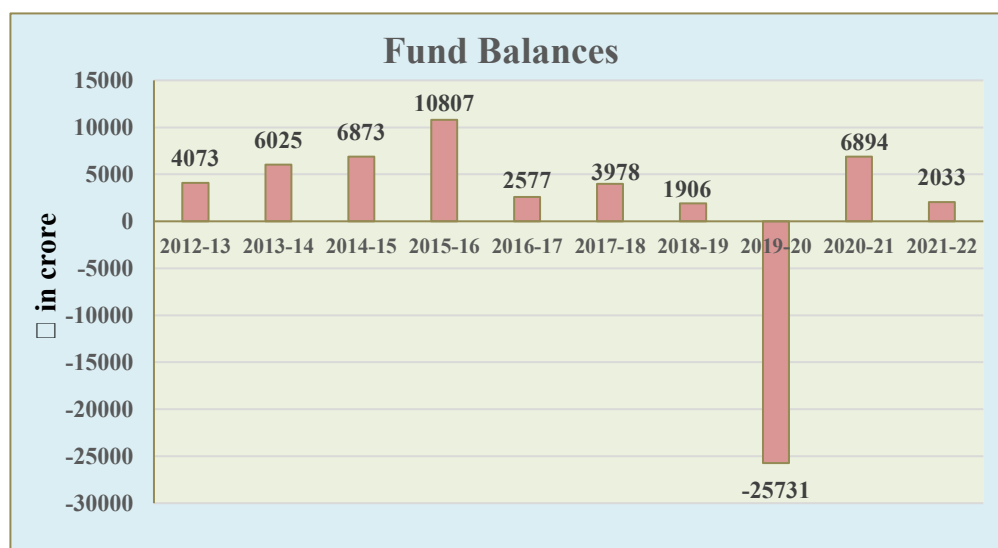
Name of Fund	Opening Balance as on 01 April 2021	Accretion during the year	Withdrawal during the year	Closing Balance as on 31 March 2022
Depreciation Reserve Fund (DRF)	585.35	211.89	661.02	136.22
Pension Fund	3,267.48	48,755.27	51,935.24	87.51
Development Fund (DF)	1,016.55	16.75	1,032.65	0.65
Capital Fund (CF)	413.96	13.87	0.00	427.83
Railway Safety Fund (RSF)	512.09	20,600.00	21,105.43	6.66
Debt Service Fund (DSF)	222.02	7.44	0.00	229.46
Rashtriya Rail Sanraksha Kosh (RRSK)	876.47	25,000.00	24,731.54	1,144.93
<b>Total</b>	<b>6,893.92</b>	<b>94,605.22</b>	<b>99,465.88</b>	<b>2,033.26</b>

(Source: Statement of Fund Balances of MoR)

Note-Accretion includes financial adjustments, appropriation to fund and interest received on fund balances during the year.

The trend of fund balances during the last ten years can be seen from the following Graph:

**Figure 1.12: Trend of Railways Fund Balances during the last ten years**



(Source: Statement of Fund Balances of MoR)



As can be seen from the above graph of the Fund Balances, the overall fund balances during the year 2021-22 was 2033 crore which was less than previous year 2020-21. During last 10 years, the overall fund balance was as high as ₹10,806.68 crore in 2015-16 which turned into negative balance of ₹25,730.65 crore in 2019-20 for the first time. The adverse fund balance during 2019-20 was the result of more expenditure towards pension payments than the actual appropriation to the fund during the year. The Railways Fund balance improved during 2020-21 mainly due to receipt of Special Loan of ₹79,398 crore from General Revenues.

### 1.7.1 Depreciation Reserve Fund

The Railways maintain Depreciation Reserve Fund (DRF) for replacement and renewal of assets. During 2021-22, ₹ 200.00 crore was appropriated against the BE of ₹ 1,000.00 crore and ₹ 661.02 crore spent from the fund for Zonal Railways and Production Units. The amount is insignificant compared to the actual amount required for the renewal and replacement of over aged assets. The fund balances as the end of 2021-22 is ₹ 136.22 crore.

The 'throw forward' value of assets to be replaced from DRF (up to 2021-22) was estimated at ₹34,318.79 crore. This mainly included ₹3,541.92 crore on track renewals, ₹ 23,762.73 crore on rolling stock, ₹1,077.33 crore on bridge works, tunnel works and approaches, ₹1,464.86 crore on signaling and telecommunication works, ₹1,683.08 crore on Staff welfare and ₹ 2763.06 crore on Workshops including Production Units. Thus, there is huge backlog of renewal and replacement of over aged assets, which needs to be replaced timely, for safe running of trains.

**Table 1.11 - Depreciation Reserve Fund Balance**

(₹ in crore)

S. No.	Year	Opening Balance	TWFA*	Appropriation to the Fund	Interest	Total	With drawal	Closing Balance
1	2016-17	32.51	0.00	5400.00	0.00	5432.51	4982.01	<b>450.50</b>
2	2017-18	450.50	14.74	1740.00	32.67	2237.91	1525.82	<b>712.09</b>
3	2018-19	712.09	0.00	500.00	39.97	1252.06	534.03	<b>718.03</b>
4	2019-20	718.03	0.01	600.00	39.32	1357.35	523.80	<b>833.55</b>
5	2020-21	833.55	0.00	400.00	23.72	1257.27	671.92	<b>585.35</b>
6	2021-22	585.35	0.00	200.00	11.89	797.23	661.02	<b>136.22</b>

(Source: Statement of Fund Balances of MoR)

\*Transfer without financial adjustment

The provision made to the fund for replacement and renewal of assets is inadequate. This has steadily decreased during the last five years and was insufficient to meet the requirements. There is every possibility and especially in

the background of depleting surplus, that replacement and renewal of over aged assets could become a burden for the Government of India.

By funding replacement and renewal of assets through other Fund (eg RRSK) instead of DRF, railways have reduced the appropriation to DRF.

### 1.7.2 Pension Fund

The fund was created to cover the current pension payments as also to meet the accumulated liability on account of pension benefits earned in each year of service. The fund is financed by transfer from revenue in case of Zonal Railways and by transfer from Workshop Manufacture Suspense (WMS) in case of Production Units.

Against the BE of ₹ 53,300 crore, Railways appropriated an amount of ₹ 48,700<sup>22</sup> crore during 2021-22. The actual expenditure on pension payment during the year 2021-22 was ₹ 51,935.24 crore. Due to adverse fund balance of ₹ 28,398.47 crore at the end of 2019-20, an amount of ₹ 79,398 crore was provided in the Union Budget 2020-21 as “special loan from General Revenues for Covid related resource gap in 2020-21 and to liquidate adverse balance in Public Account in 2019-20”. MoR has to ensure that no adverse balance is left at the close of the financial year in Public Account, this year and in all future financial years”. The loan was paid on following terms and condition:

- i. MoR has to ensure that no adverse balance is left at the close of the financial year in Public Account, this year and in all future financial years.
- ii. The loan of ₹ 63,000 crore will be paid without interest in twenty (20) equal instalment having a moratorium period of three (3) years till 31.03.2024.
- iii. The loan of ₹ 16398 crore will be paid with interest @ 5.8% p.a in five (5) equal instalment having a moratorium period of three (3) years till 31.03.2024. Interest will accrue for the period of moratorium but shall be payable along with Principal.

Details of Pension Fund balances are as follow:

**Table 1.12 - Pension Fund Balance**

(₹ in crore)

S. No.	Year	Opening Balance	TWFA/ Previous adjustment	Appr. to Fund	Addition al Appro. (Loan etc.)	Interest During the year	Total (sum of 3 to 7)	Withdra wal	Closing Balance
1	2	3	4	5	6	7	8	10	11
1	2016-17	5657.30	0.00	35400.00	0.00	0.00	41057.30	40462.54	<b>594.76</b>
2	2017-18	594.76	179.75	46397.71	0.00	76.80	47249.02	45275.33	<b>1973.69</b>

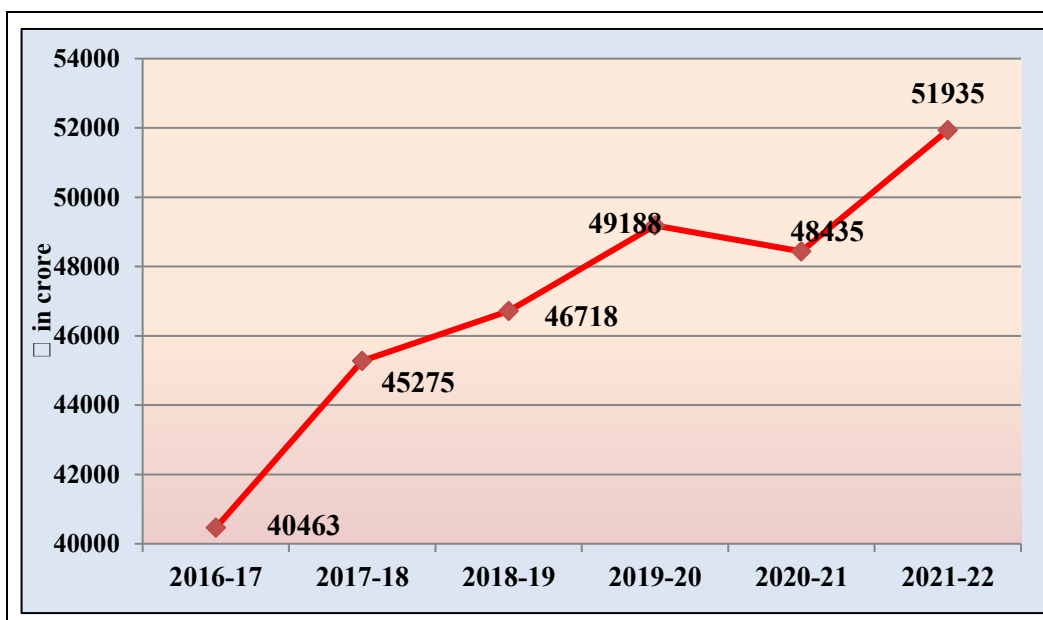
<sup>22</sup> Zonal Railways ₹48,100 crore, Production Units & Misc. Organisations ₹600 crore

3	2018-19	1973.69	0.00	44880.00	0.00	60.64	46914.33	46718.23	196.11
4	2019-20	196.11	0.00	21308.00	0.00	-714.68	20789.43	49187.89	-28398.47
5	2020-21	-28398.47	0.00	1123.00	79398.00	-420.09	51702.45	48434.96	3267.49
6	2021-22	3267.49	0.00	48700.00	0.00	55.27	52022.76	51935.24	87.51

(Source: Statement of Fund Balances of MoR)

The expenditure of Railways on account of Pension payments during the last six years is shown in the following Graph:

**Figure 1.13: Expenditure on Pension Payments of Railways**



(Source: Statement of Fund Balances of MoR)

As can be seen from the above Graph, the expenditure on pension which was ₹ 40,463 crore in 2016-17, has increased to ₹ 51,935 crore in 2021-22 (28 per cent increase in last six years).

### 1.7.3 Capital Fund

The fund has been created (from 1992-93) with the express purpose of financing part of the requirement for works of capital nature. During 2021-22, neither any amount was budgeted nor appropriated in the fund. The fund had a balance of ₹ 427.83 crore at the end of 2021-22.

**Table 1.13 - Capital Fund Balance**

S. No.	Year	Opening Balance	TWFA	Appropriation to the Fund	Interest	Total	Withdrawal	Closing Balance
1	2016-17	907.43	0.00	2398.00	0.00	3305.43	3000.00	<b>305.43</b>
2	2017-18	305.43	0.00	0.00	54.44	359.87	0.00	<b>359.87</b>
3	2018-19	359.87	0.00	0.00	20.69	380.56	0.00	<b>380.56</b>
4	2019-20	380.56	0.00	0.00	19.79	400.35	0.00	<b>400.35</b>
5	2020-21	400.35	0.00	0.00	13.61	413.96	0.00	<b>413.96</b>
6	2021-22	413.96	0.00	0.00	13.87	427.83	0.00	<b>427.83</b>

(₹ in crore)

*(Source: Statement of Fund Balances of MoR)*

MoR spent ₹ 28073.35 crore towards principal component of IRFC lease charges from GBS during 2021-22, as no appropriation was made to CF. Audit observed that during the last four years, the entire lease charges (Principal component) was being paid from the Budgetary Support. Ideally the repayment of lease charges to IRFC should have been made from Capital Fund (which is sourced from revenue surplus). However, due to inadequate surplus and insufficient funds available in CF, the repayment of lease charges to IRFC was made from GBS.

#### **1.7.4 Development Fund**

The fund is financed by appropriation from 'Revenue Surplus'. It is utilised to meet expenditure for works relating to amenities for users of railway transport, labour welfare works, unremunerated operational improvement works etc. During 2021-22, no amount was appropriated against the Budget Estimates of ₹ 1,561.00 crore and ₹ 1,032.62 crore spent. The fund account closed at ₹ 0.65 crore at the end of 2021-22.

**Table 1.14 - Development Fund Balance**

(₹ in crore)

S. No.	Year	Opening Balance	TWFA	Appropriation to the Fund	Interest	Total	Withdrawal	Closing Balance
1	2016-17	385.47	0.00	2515.00	0.00	2900.47	2497.83	<b>402.63</b>
2	2017-18	402.63	4.42	1505.61	50.94	1963.60	1380.51	<b>583.09</b>
3	2018-19	583.09	0.04	750.00	23.22	1356.36	1108.00	<b>248.36</b>
4	2019-20	248.36	0.03	1388.86	19.44	1656.69	1137.40	<b>519.29</b>
5	2020-21	519.29	0.00	1547.48	25.67	2092.44	1075.89	<b>1016.55</b>
6	2021-22	1016.55	0.00	0.00	16.75	1033.30	1032.65	<b>0.65</b>

*(Source: Statement of Fund Balances of MoR)*

### 1.7.5 Debt Service Fund

The fund has been created (from 2013-14) for future debt service obligations in respect of loans taken from Japan International Cooperation Agency (JICA), World Bank and for future implementation of Pay Commissions. The fund is financed by appropriation from 'Surplus' after meeting the requirement of CF and DF. During the last three years, neither any amount was budgeted nor appropriated in DSF. The fund had a balance of ₹229.46 crore at the end of 2021-22.

**Table 1.15 - Debt Service Fund Balance**

(₹ in crore)

S. No.	Year	Opening Balance	Appropriation to the Fund	Interest	Total	With drawal	Closing Balance
1	2016-17	3803.26	0.00	0.00	3803.26	3003.03	<b>800.23</b>
2	2017-18	800.23	0.00	163.81	964.03	771.02	<b>193.01</b>
3	2018-19	193.01	0.00	11.10	204.11	0.00	<b>204.11</b>
4	2019-20	204.11	0.00	10.61	214.72	0.00	<b>214.72</b>
5	2020-21	214.72	0.00	7.30	222.02	0.00	<b>222.02</b>
6	2021-22	222.02	0.00	7.44	229.46	0.00	<b>229.46</b>

(Source: Statement of Fund Balances of MoR)

### 1.7.6 Railway Safety Fund

This fund has been created (since April 2001) for financing works relating to conversion of unmanned level crossings and for construction of road over/under bridges. However, the scope of this fund has been enlarged in 2016-17 to include New Lines, Gauge Conversion, Electrification and Safety works. The fund is financed through transfer of fund by the Central Government from the Central Road Fund (CRF), out of diesel cess. Apart from this, amount can also be appropriated out of revenue surplus. During 2021-22, Railways received ₹20,600.00 crore from CRF and incurred expenditure of ₹21,105.43 crore. The fund had a balance of ₹6.66 crore at the end of 2021-22.

**Table 1.16 - Railway Safety Fund Balance**

(₹ in crore)

S. No.	Year	Opening Balance	TWFA	Appropriation to the Fund	Additional Appro.	Total	With drawal	Closing Balance
1	2016-17	15.52	7.74	0.00	10732.03	10755.29	10732.03	<b>23.26</b>
2	2017-18	23.26	136.27	160.00	11375.00	11694.53	11547.70	<b>146.83</b>
3	2018-19	146.83	-0.02	0.00	13000.00	13146.81	13005.82	<b>140.99</b>
4	2019-20	140.99	0.00	0.00	17250.00	17390.99	16885.74	<b>505.25</b>
5	2020-21	505.25	3.94	0.00	0.00	509.19	-2.90	<b>512.09</b>
6	2021-22	512.09	0.00	0.00	20600.00	21112.09	21105.43	<b>6.66</b>

(Source: Statement of Fund Balances of MoR)

### 1.7.7 Rashtriya Rail Sanraksha Kosh

This fund was created with effect from 2017-18 for financing critical safety related works. The fund would receive credits from GBS, RSF, DRF and Revenue Surplus. The Fund has a corpus of ₹1 lakh crore over a period of five years. The assured annual outlay is ₹20,000 crore with ₹ 15,000 crore as contribution from GBS and ₹5,000 crore from internal resources of Railways. This fund was further extended for 5 years.

As against BE of ₹5,000 crore, MoR could not appropriate from its internal resources to RRSK due to inadequate revenue surplus. Further, Railways received ₹ 25,000 crore from GBS during the year 2021-22. An expenditure of ₹24,731.54 crore was incurred from the fund.

It is pertinent to mention that the works of renewal, replacement and upgradation of critical safety assets are already being undertaken through the existing funds namely DRF and RSF. Audit observed that by funding replacement and renewal of assets through RRSK instead of DRF, railways have reduced the appropriation to DRF.

**Table 1.17 - Rashtriya Rail Sanraksha Kosh Fund Balance**

(₹ in crore)

S. No	Year	Amount Received from						Expenditure	Balance
		Opening Balance	DRF	GR	RSF	Surplus (IR)	Total		
1	2017-18	0	1100	5000	10,000	0	16100.00	16090.75	<b>9.25</b>
2	2018-19	9.25		15000		3023.86	18023.86	18015.23	<b>17.78</b>
3	2019-20	17.78		15000		200.76	15200.76	15023.88	<b>194.66</b>
4	2020-21	194.66			(-)3.94	1000	1190.72	314.25	<b>876.47</b>
5	2021-22	876.47		15000	10000		25000.00	24731.54	<b>1144.93</b>

(Source: Statement of Fund Balances of MoR)

### 1.8 Conclusion

The total expenditure of MoR grew from ₹ 2,93,417.10 crore in 2020-21 to ₹3,96,658.07 crore in 2021-22, registering an increase of 35.19 per cent. While the capital expenditure increased by 22.61 per cent, the revenue expenditure increased by 49.30 per cent during the year. The Total Receipts increased by 35.93 per cent during 2021-22 as compared to 19.41 per cent decrease in 2020-21.

There was deficit of ₹ 15,024.58 crore in 2021-22, as compared to net surplus of ₹ 2,547.48 crore in 2020-21. Railways would in fact, have ended up with more negative balance if actual amount as required to meet the expenditure on Pension Fund and expenditure on DRF during the year 2021-22 were appropriated. Due to

deficit no appropriation was made to Development Fund (DF), Rashtriya Rail Sanraksha Kosh (RRSK) and Capital Fund (CF).

MoR spent ₹ 14,580 crore towards capital component of IRFC lease charges from GBS during the year 2021-22. Audit observed that the entire lease charges (Principal component) were being paid from the Budgetary Support. Ideally the repayment of lease charges to IRFC should have been made from Capital Fund (which is sourced from revenue surplus). However, due to inadequate surplus and insufficient funds available in CF, the repayment of lease charges to IRFC was made from GBS. This arrangement of repayment to IRFC from GBS is not a healthy trend and would deprive the railways of additional investments that could have been made on capital works.

MoR appropriated an amount of ₹ 10,000 crore by transferring from RSF and ₹ 15,000 crore from GBS to RRSK during the year 2021-22. There was an expenditure of ₹ 24,731.54 crore from the fund.

### 1.9 Summary of Audit findings

- **There was deficit of ₹15,024.58 crore in 2021-22.**
- **There was cross subsidization from freight earnings to passenger and other coaching earnings.**
- **Freight earning is heavily dependent on transportation of coal.**
- **Dependence on Extra Budgetary Resources decreased by 42.31 per cent as compared to the year 2020-21.**
- **Under-provisioning for depreciation resulted in throw forward of renewal and replacement works.**

### 1.10 Recommendations

*Ministry of Railways -*

- i. Needs to critically analyse cost of passenger operations and take steps to reduce its losses.*
- ii. May take steps to diversify their freight basket to enhance freight earnings.*
- iii. May address the backlog of renewal of over-aged assets for safe running of trains.*
- iv. May take steps to augment internal revenues.*





**Chapter 2**  
**Appropriation Accounts**



## **Chapter 2 Appropriation Accounts**

This Chapter outlines Ministry of Railways (MoR) financial accountability and budgetary practices through audit of Appropriation Accounts.

Railway Budget as one of the part of Union Budget, is an instrument of Financial Control and at the same time, an important management tool for Ministry of Railways as well as for Ministry of Finance, Government of India.

Financial Control is secured not only by the fact that all 'voted' expenditure receives Parliament's prior approval, but also by the system of reporting back to it, the actual expenditure incurred against the Major/ Sub Major Head as voted/approved by Parliament. The statements, which are prepared for presentation to Parliament through MoF, comparing the amount of actual expenditure with the amount of voted by Parliament and Appropriations sanctioned by the President, are called the **“Appropriation Accounts”**.

Appropriation Accounts detail the accounts related to expenditure of MoR for a particular year as compared to the appropriations for different purposes as specified in the schedules appended to the Appropriation Act passed by Parliament. These Accounts list the original budget allocation, supplementary grants, surrenders and re-appropriations distinctly and indicate the actual capital and revenue expenditure on various specified services vis-à-vis those authorized by the Appropriation Act in respect of both charged and voted items of budget. Appropriation Accounts thus facilitate management of finances and monitoring of budgetary provisions and are therefore complementary to Finance Accounts.

The Appropriation Accounts are signed both by the Chairman & Chief Executive Officer, Railway Board and by the Member Finance, Railways and transmitted to the Comptroller and Auditor General (C&AG) of India for audit. Audit by the Comptroller and Auditor General of India seeks to ascertain whether the expenditure actually incurred under various Major Heads/Sub Major Heads is within the authorization given under the Appropriation Act and also whether the expenditure so incurred is in conformity with the law, relevant rules, regulations and instructions.

### **2.1 Summary of Appropriation Accounts**

After merging of Railway Budget into Union Budget since 2017-18, MoR was authorized for expenditure through operation of Major Head/Sub Major Heads, as per accounting principle laid down in Civil Account Manual issued by Controller General of Accounts (CGA), Department of Expenditure under Ministry of Finance.

Railways Grants comprise of Revenue Grants<sup>1</sup> under Major Head 3001, 3002, 3003 were financed through the internal resources generated by MoR through its earnings during the year and Capital Grant<sup>2</sup> (Grant No. 16) under major head 5002-03 (including Major Head 8115, 8117, 8118, 8231 and 8230) was funded mainly through the General budget, internal resources and share of “diesel cess” from Central Road Fund<sup>3</sup> (CRF)

Appropriation Accounts (Railways) for the sums expended during the year ended 31 March 2022, compared with the sums authorized in the Original and Supplementary Demands for Grants for expenditure and passed under Article 114 and 115 of the Constitution of India are summarized in Table 2.1.

**Table 2.1- Summary of Appropriation Accounts 2021-22**

(₹ in crore)

S. No.	Particulars	Original Grant/ Appropriation	Supplementary Grant	Total Sanctioned Grant	Actual Expenditure	Saving (-) / Excess (+)
<b>Voted</b>						
1	Revenue (3001,3002, 3003, 3006 & 3075)	275986.65	0.01	275986.66	264309.03	(-)11677.63
2(i)	Capital (5002,5003)	177736.88	11415.52	189152.40	178842.27	(-)10310.13
2(ii)	Transfer from Central Road Fund (CRF)	49800.00	10000.00	59800.00	59700.00	(-)100.00
2(iii)	Transfer from National Investment Fund (NIF)	57300.00	0.00	57300.00	36800.00	(-)20500.00
2(iv)	Transfer to RRSK	20000.00	0.00	20000.00	15000.00	(-)5000.00
2(v)	Transfer to RSF	0.00	0.00	0.00	20600.00	20600.00
	<b>Total Capital</b>	<b>304836.88</b>	<b>21415.52</b>	<b>326252.40</b>	<b>310942.27</b>	<b>(-)15310.13</b>
	<b>Total Voted</b>	<b>580823.53</b>	<b>21415.53</b>	<b>602239.06</b>	<b>575251.30</b>	<b>(-)26987.76</b>
<b>Charged</b>						
3	Revenue (3001,3002, 3003,3006 & 3075)	466.00	2.50	468.50	283.35	(-)185.15
4	Capital (5002,5003)	92.08	606.92	699.00	753.81	(+)54.81
	<b>Total Charged</b>	<b>558.08</b>	<b>609.42</b>	<b>1167.50</b>	<b>1037.16</b>	<b>(-)130.34</b>
	<b>Grand Total</b>	<b>581381.61</b>	<b>22024.95</b>	<b>603406.56</b>	<b>576288.46</b>	<b>(-)27118.10</b>

(Source: Appropriation Accounts of MoR)

<sup>1</sup> Grants detailing working expenses and other revenue expenditure as voted by Parliament.

<sup>2</sup> Grant detailing expenditure on Assets Acquisition, Construction and Replacement voted by Parliament.

<sup>3</sup> A dedicated Central Road Fund was created by the Central Government from collection of cess from petrol and diesel.

An analysis of grant-wise expenditure (Appendix-2.1) revealed that the net saving of ₹ 22,118.10 crore was a result of savings of ₹ 30,533.22 crore under eleven Revenue Grants (M.H. 3002-03), four revenue charged appropriations<sup>4</sup> and three segments of Capital Grant (M.H. 5002-03) adjusted by an excess of ₹ 8415.12 crore in seven revenue Charged appropriations, one segment of Capital grant and four segments of Capital appropriations.

### 2.1.1 Revenue Grants

MoR operates following Revenue Grants under Major Head 3001, 3002-03. These are functionally clubbed under six distinct groups as listed in Table 2.2:-

**Table 2.2- Grants operated by Railways**

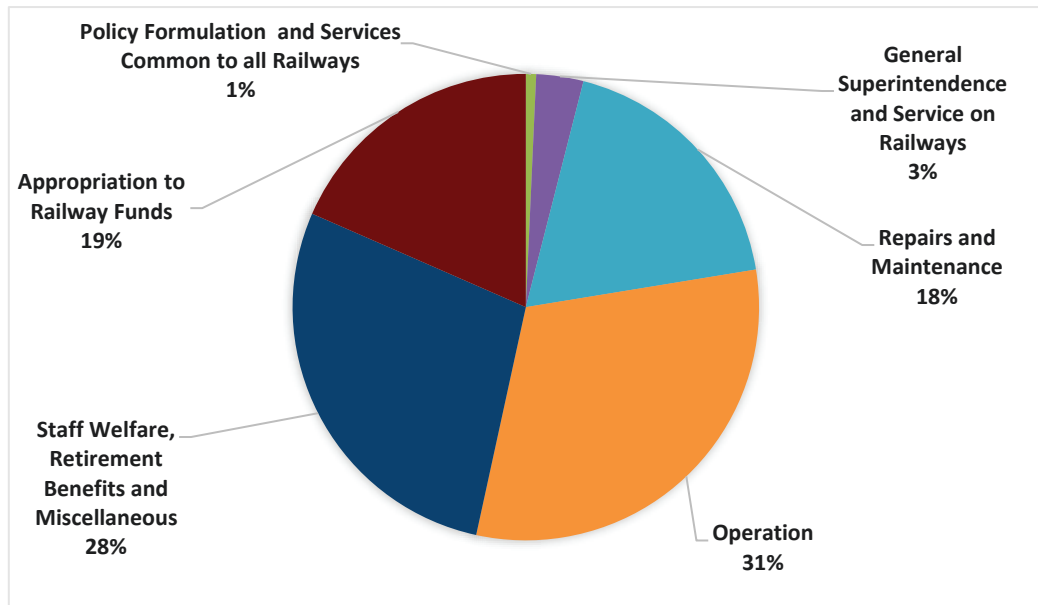
S. No.	Major Head	Sub major Head	Particulars	Six Distinct Group	
1	3001		Miscellaneous Expenditure (Including Expenditure of Railway Board)	Policy Formulation and Services Common to all Railways	
2	3002-03	01	General Superintendence and Service on Railways	General Superintendence and Service on Railways	
		02	Repairs and Maintenance of Permanent Way and Works		Repairs and Maintenance
		03	Repairs and Maintenance of Motive Power		
		04	Repairs and Maintenance of Carriages and Wagons		
		05	Repairs and Maintenance of Plant and Equipment		
		06	Operating Expenses-Rolling Stock and Equipment	Operation	
		07	Operating Expenses-Traffic		
		08	Operating Expenses-Fuel		
		09	Staff Welfare and Amenities	Staff Welfare, Retirement Benefits and Miscellaneous	
		10	Miscellaneous Working Expenses		
		11	Provident Fund, Pension and Other Retirement Benefits		
		12		Appropriation to Funds	Railway Funds

(Source: Indian Railway Finance Code, Vol. II of MoR)

<sup>4</sup> Appropriation refers to expenditure charged on Consolidated Fund of India.

The following Pie diagram depicts the group-wise expenditure in 2021-22:

**Figure-2.1 Group wise Revenue Expenditure (2021-22)**



(Source: Appropriation Accounts of MoR)

Group-wise estimates, expenditure and variation under the Revenue Grants are detailed in Table 2.3.

**Table- 2.3 Group wise Estimates, Expenditure and Variation (2021-22)**

(₹ in crore)

S. No	Particulars	Original Grant/Appropriation	Supplementary Provision	Total Sanctioned Grant	Actual Expenditure	Variation w.r.t. Sanctioned Grant (-) Saving/ (+) Excess	Percentage variation
1	Policy Formulation and Services Common to all Railways	2300.01	0.50	2300.51	1685.74	-614.77	-26.72
2	General Superintendence and Service on Railways	9198.14	0.00	9198.14	8533.19	-664.96	-7.23
3	Repairs and Maintenance	49187.96	0.00	49187.96	48915.59	-272.37	-0.55
4	Operation	76640.49	0.00	76640.49	81140.23	4499.74	5.87
5	Staff Welfare, Retirement Benefits and Miscellaneous	75410.41	2.00	75412.41	73170.61	-2241.79	-2.97
6	Appropriation to Railway Funds	60761.00	0.00	60761.00	48200.00	-12561.00	-20.67

(Source: Appropriation Accounts of MoR)

The main reasons for variations with reference to sanctioned provisions were as under:

**i) Indian Railways Policy Formulation**

Savings in expenditure due to slow process of progress of certain survey works, non-finalization of tender of some works and less materialization of contractual work, staff cost, conducting of less number of examination by various RRBs, less training expenses and less receipt of debits during the year.

**ii) General Superintendence and Service on Railways**

Savings in expenditure due to less expenditure towards staff cost, less establishment charges, less other expenses due to anticipated recruitments not taken place & more than normal retirement cases, less Misc. Charges, less activities on sports & cultural, less contingent expenses in Store Depots, non-filling of vacancies, less expenditure of contractual payment, less computer & consumable purchase owing to economy measures adopted, less expenses on direct purchases of materials, advertising Printing & Stationery, less office expenses, less contingent charges & less equipment charges, less material form stock & non stock items, less contractual payments, for repairs and maintenance of station approach roads, building of goomtias, fencing near LC gates, & water supply etc, less non-stock procurement, less running repairs of sheds, less office establishment reduced activities in workshop due to COVID-19 in early month of the year and less contractual payment for repair and POH activities during the year.

**iii) Repairs and Maintenance**

Savings in expenditure due to incurrance of less expenditure towards staff cost due to less recruitment and more retirement other than normal retirement cases and partial closure of offices in early months of the year due to COVID-19, less expenditure towards staff cost and less drawl of stores from stock and less expenditure on POH and running repairs and maintenance of conventional coaches, AC coaches and Power Cars, more realization of credits on stock adjustment Accounts during the year than anticipated, less electrical energy, less AILTC and less establishment charges and expenditure towards contingencies during the year than anticipated, less repairing activities, less contractual payment, less procurement of materials, more realization of credits under track machine during the year than anticipated, less repair activity, less direct purchase and less requirement of stock material during the year.

**iv) Operation**

Excess in expenditure due to incurrance of more staff cost, more establishment charges, more consumption of consumable store, more staff cost of Running staff, shed & Yard staff, more miscellaneous charges, joining of new staff (ALP), more kilometer Allowance due to increase in Train Operations, more expenditure towards electricity charges and more drawl of stores from stock for train lighting & air-conditioning services, more expenditure towards Signalling, increase in the cost of diesel, more consumption of fuel & ancillary charges of HSD oil and more consumption of electric traction due to normalcy in services during the year.

**v) Staff Welfare, Retirement Benefits and Miscellaneous**

Savings in expenditure due to incurrance of no expenditure towards school staff cost , less claims for reimbursement of Children Education Allowance (CEA) & hostel subsidy, less expenditure in staff cost and Sanitation of Railway Colonies, less contractual payment & other activities, less contribution to Staff Benefit Fund & less direct purchases, incurrance of less expenditure in canteen charges, less consumption of electric energies towards canteen subsidy, less expenditure on supply of energy for power & lighting, less contractual payment, less repairs & maintenance cost of residential & welfare building, less sanitation charges, less expenses under less payment made to contractor for catering on account of less activities & less operation of coaching services, less stipend payment and less expenditure on Hindi training programme, less commuted pension cases finalized, less expenditure incurred towards family pension finalized and less payment of DCRG during the year.

**vi) Railway Funds**

Reduction in expenditure was due to deterioration of net resource (deficit) position of MoR by end of the year.

Grant wise authorisation and expenditure under the Revenue and Capital Grants and appropriations are detailed in *Appendix-2.1*.

**2.2 Financial Accountability and Budget Management**

**2.2.1 Excess over Budget Provision**

Table 2.4 gives the grants and appropriations of Revenue Grant -Sub Major Head wise (Under Major Head 3002-03-(XX) ).



Table 2.4 Excess Expenditure (2021-22)

(*₹ in crore*)

S. No.	Grant No. 84	Name	Original	Supplementary	Sanctioned	Actual	Excess(+)
1	MH 3002-03-(01)	General Superintendence and Services	0.26	0.00	0.26	1.83	1.57
2	MH 3002-03 - (02)	Repairs & Maintenance of Permanent Way and Works	1.22	0.00	1.22	3.03	1.81
3	MH 3002-03 - (05)	Repairs & Maintenance of Plant and Equipment	0.05	0.00	0.05	0.16	0.11
4	MH 3002-03 - (06)	Operating Expenses - Rolling Stock and Equipment	0.01	0.00	0.01	0.02	0.01
5	MH 3002-03 - (07)	Operating Expenses - Traffic	0.10	0.00	0.10	3.11	3.01
6	MH 3002-03 - (09)	Staff Welfare and Amenities	0.06	0.00	0.06	1.69	1.63
7	MH 3002-03 - (11)	Provident Fund, Pension and Other Retirement Benefits	0.04	0.00	0.04	0.25	0.21
<b>G. TOTAL ( Charged)</b>			<b>1.74</b>	<b>0.00</b>	<b>1.74</b>	<b>10.09</b>	<b>8.35</b>
8	MH 3002-03 - (04)	Repairs & Maintenance of Carriages and Wagons	16675.86	0.00	16675.86	17444.13	768.27
9	MH 3002-03 - (06)	Operating Expenses - Rolling Stock and Equipment	16874.47	0.00	16874.47	17133.76	259.29
10	MH 3002-03 - (08)	Operating Expenses - Fuel	24075.87	0.00	24075.87	30826.74	6750.87
<b>G.TOTAL (Voted)</b>			<b>57626.20</b>	<b>0.00</b>	<b>57626.20</b>	<b>65404.63</b>	<b>7778.43</b>

(Source: Appropriation Accounts of MoR)

The reason for excess expenditure (Charged) during 2021-22 under Revenue Grant 3002-03 was attributed to more expenditure towards materialization of more decretal payments, than anticipated. There was excess expenditure amounting to ₹ 7,778.43 core under three sub major heads of Revenue Grant 3002-03 (voted).

### 2.2.2 Savings

The aggregate savings in 11 cases (Revenue Grant 3002-03 and Capital Grants-5002-03) where the savings exceeded ₹ 100 crore, was ₹ 29,888.89 crore during the year 2021-22 as detailed in Table 2.5.

Table 2.5: Savings over ₹100 crore

(₹ in crore)

S. No.	Grant No.84	Name	Original	Supplementary	Sanctioned	Actual Exp.	Saving (-)
1	MH 3001	Miscellaneous Expenditure including Railway Board	2300.01	0.50	2300.51	1685.74	-614.77
2	MH 3002-03-(1)	General Superintendence and Services	9198.14	0.00	9198.14	8533.19	-664.96
3	MH 3002-03-(02)	Repairs & Maintenance of Permanent Way and Works	16947.27	0.00	16947.27	16592.71	-354.56
4	MH 3002-03-(03)	Repairs & Maintenance of Motive Power	6406.80	0.00	6406.80	6063.47	-343.33
5	MH 3002-03-(05)	Repairs & Maintenance of Plant and Equipment	9158.02	0.00	9158.02	8815.28	-342.74
6	MH 3002-03-(07)	Operating Expenses - Traffic	35690.15	0.00	35690.15	33179.73	-2510.42
7	MH 3002-03-(09)	Staff Welfare and Amenities	8534.10	0.00	8534.10	8312.32	-221.78
8	MH 3002-03-(10)	Miscellaneous Working Expenses	8226.11	2.00	8228.11	7261.35	-966.76
9	MH 3002-03-(11)	Provident Fund, Pension and Other Retirement Benefits	58650.20	0.00	58650.20	57596.94	-1053.26
10	MH 3002-03, 3006-(12)	Appropriation to Funds	60761.00	0.00	60761.00	48200.00	-12561.00
11	MH 5002-03	Assets - Acquisition, Construction and Replacement	177828.96	12022.44	189851.40	179596.08	-10255.32
<b>G.TOTAL</b>			<b>393700.76</b>	<b>12024.94</b>	<b>405725.70</b>	<b>375836.81</b>	<b>(-)29888.89</b>

(Source: Appropriation Accounts of MoR)

Reasons for savings were attributed to savings in expenditure due to slow process of progress of certain survey works, non-finalization of tender of some works, less materialization of contractual work, less staff cost, conducting of less number of examination by various RRBs, less training expenses, less receipt of debits, less establishment charges, less other expenses due to anticipated recruitments not taken place & more than normal retirement cases, less Misc. Charges, less activities on sports & cultural, less contingent expenses in Store Depots, non-filling of

vacancies, less expenditure of contractual payment , less computer & consumable purchase owing to economy measures adopted, less expenses on direct purchases of materials, advertising Printing & Stationery, less office expenses, less contingent charges & less equipment charges, less material form stock & non stock items, less contractual payments, for repairs and maintenance of station approach roads, building of goomties, fencing near LC gates, & water supply etc, less non-stock procurement, less running repairs of sheds, less office establishment reduced activities in workshop due to COVID-19 in early month of the year and less contractual payment for repair and POH activities, less procurement of materials , more realization of credits under track machine during the year, no expenditure towards school staff cost, less claims for reimbursement of CEA & hostel subsidy, less expenditure in staff cost and Sanitation Railway Colonies, less contractual payment & other activities, less contribution to Staff Benefit Fund & less direct purchases, incurrance of less expenditure in canteen charges, less consumption of electric energies towards canteen subsidy, less expenditure on supply of energy for power & lighting, less contractual payment, less repairs & maintenance cost of residential & welfare building, less sanitation charges, less expenses under less payment made to contractor for catering on account of less activities & less operation of coaching services, less stipend payment and less expenditure on Hindi training programme, less commuted pension cases finalized, less expenditure incurred towards family pension finalized and less payment of DCRG during the year.

### **2.3 Capital Grant No. 16-Assets, Acquisition, Construction and Replacement**

It deals with expenditure on construction, acquisition and replacement of assets of MoR. This grant has three segments and draws its funding from four distinct sources:

- **Capital**-budgetary support advanced by general budget of Government of India,
- **Railway Funds**-internal resources kept under three different reserves<sup>5</sup>,
- **Railway Safety Fund**-financed by Railways' share of diesel cess from Central Road Fund,
- **Rashtriya Rail Sanraksha Kosh** -This fund was created with effect from 2017-18 for financing critical safety related works. The fund would receive credits from GBS, RSF, DRF and Revenue Surplus.

---

<sup>5</sup> *Reserve Funds were Depreciation Reserve Fund (DRF), Development Fund (DF) Capital Fund (CF) and Rastriya Rail Sanraksha Kosh (RRSK).*

Segment wise allocation and expenditure is given in table 2.6 below:

**Table 2.6 Segment wise Expenditure under Grant No. 16**

(₹ in crore)

S. No.	Fund (M.H)	Particular	Original	Supplementary	Sanctioned	Actual Expenditure	AE-(Original+Supl)
1	5002-03	Capital outlay on MoR	142976.37	1415.52	144391.89	138423.65	-5968.24
2	8116 8117 8118	DRF,DF, CF	2679.33	0.00	2679.33	1879.02	-800.32
3	8231	RSF	10600.00	0.00	10600.00	11173.53	573.52
4	8230	RRSK	21481.18	10000.00	31481.18	27366.08	-4115.10
<b>G. TOTAL (Voted)</b>			<b>177736.88</b>	<b>11415.52</b>	<b>189152.40</b>	<b>178842.27</b>	<b>-10310.13</b>
5	5002-03	Capital outlay on MoR	90.49	603.38	693.87	742.21	48.34
6	8115 8117 8118	DRF,DF, CF	0.00	0.52	0.52	2.50	1.98
7	8231	RSF	0.00	0.00	0.00	0.67	0.67
9	8230	RRSK	1.58	3.02	4.60	8.42	3.82
<b>G. TOTAL (Charged)</b>			<b>92.08</b>	<b>606.92</b>	<b>699.00</b>	<b>753.81</b>	<b>54.81</b>
<b>G. TOTAL (Voted + Charged)</b>			<b>177828.96</b>	<b>12022.44</b>	<b>189851.40</b>	<b>179596.08</b>	<b>-10255.32</b>

(Source: Appropriation Accounts of MoR)

### a) Capital

In 2021-22, provision of ₹ 1,89,851.40 crore was made for acquisition and construction of assets/rolling stocks etc. There was net saving of ₹ 10,255.33 crore (5.40 per cent of the sanctioned grant), against the sanctioned provision, in this segment of the grant. Reasons for savings were due to incurrance of less expenditure on account of less execution of computerization works, adjustment of less debits, slow progress of some work, slow progress of some works over RDSO & over various Zonal Railways, materialization of less contractual payments, adjustment of less stores debits, slower finalization of tenders/proposals, less investment during the year, less expenditure on training program, decrease in consumption of fuel/HSD Oil, decrease in production targets, less procurement/receipt of stores for general purposes, adjustment of less debits of stores over various zonal railways, less procurement of RSP work and less materialization of NS items.

### b) Railway Funds

Appropriation Accounts for 'Railway Funds' under Grant No. 16 are financed from the internal resources of MoR either by charging to 'Working Expenses' (DRF) or

from 'Net Revenue Surplus' (DF and CF). Thus, performance of MoR and availability of balances in the fund accounts impacts planning of expenditure under this segment of the grant. Source-wise break-up of sanctioned allocation and expenditure under Railway Funds is tabulated in Table 2.7.

**Table-2.7-Component of Railway Funds**

*(₹ in crore)*

S. No.	Particulars	Original Provision	Supplementary provision	Total sanctioned provisions	Actual Expenditure	Saving (-) / Excess (+)
<b>Voted</b>						
1	Depreciation Reserve Fund	1178.33	0.00	1178.33	845.23	(-)333.10
2	Development Fund	1501.00	0.00	1501.00	1033.79	(-)467.21
3	Capital Fund	0.00	0.00	0.00	0.00	0.00
4	RRSK	21481.18	10000.00	31481.18	27366.08	(-)4115.10
	<b>Total Voted</b>	<b>24160.51</b>	<b>10000.00</b>	<b>34160.51</b>	<b>29245.10</b>	<b>(-)4915.41</b>
<b>Charged</b>						
5	Depreciation Reserve Fund	0.00	0.48	0.48	1.68	1.20
6	Development Fund	0.00	0.04	0.04	0.81	0.77
7	Capital Fund	0.00	0.00	0.00	0.00	0.00
8	RRSK	1.58	3.02	4.60	8.42	3.82
	<b>Total Charged</b>	<b>1.58</b>	<b>3.54</b>	<b>5.12</b>	<b>10.91</b>	<b>5.79</b>
	<b>Grand Total - Voted and Charged</b>	<b>24162.09</b>	<b>10003.54</b>	<b>34165.63</b>	<b>29256.01</b>	<b>(-)4909.62</b>

*(Source: Appropriation Accounts of MoR)*

Analysis of this segment of grant revealed that there were net savings (Voted) of ₹ 4,915.41 crore (14.39 per cent of the sanctioned grant) during the year 2021-22.

**c) Railway Safety Fund**

This source of capital expenditure is funded by MoR's share of diesel cess in Central Road Fund. Available fund is utilized for road safety works like manning of un-manned railway crossing and construction of road over/under bridges. There were an excess expenditure of ₹ 572.32 crore against sanctioned grant of ₹ 10,600.00 crore constituting 5.41 per cent during 2021-22. No specific reason for excess expenditure was provided by MoR.

However, MoR replied, " ₹ 10600.00 crore was received from GBS which was fully utilized and ₹ 573.52 crore was additionally spent from balance to meet with safety related requirements, further after merger of budget Appropriation Accounts of Capital portion of Grant is being prepared for all sources as a whole not segments

wise. Excess/ saving appears in Appropriation Accounts also worked as a whole, therefore, question does not arise for excess expenditure.”

## 2.4 Withdrawal / Utilization of Funds

The Table 2.8 below depicts the status of Budget Estimate and Actual with regard to ‘Appropriation to funds’ and ‘Amount utilized’ from the funds during the current year:

**Table 2.8-Appropriation to Railway Funds and withdrawal there from during year ended 31 March 2022**

			(₹ in crore)
S. No.	Fund	Particulars	2021-22
1	DRF	Appropriation to Fund(BE)	1000.00
		Appropriation to Fund(Actual)	200.00
		Excess (+)/Short (-) appropriation	(-) 800.00
		Expenditure/withdrawal from fund	661.02
2	DF	Appropriation to Fund(BE)	1561.00
		Appropriation to Fund(Actual)	0.00
		Excess (+)/Short (-) appropriation	(-) 1561.00
		Expenditure/withdrawal from fund	1032.65
3	CF	Appropriation to Fund (BE)	0.00
		Appropriation to Fund (Actual)	0.00
		Excess (+)/Short (-) appropriation	0.00
		Expenditure/withdrawal from fund	0.00
4	Total (Railway Funds)	<b>Appropriation to Fund (BE)</b>	<b>2561.00</b>
		<b>Appropriation to Fund (Actual)</b>	<b>200.00</b>
		<b>Excess (+)/Short (-) appropriation</b>	<b>(-) 2361.00</b>
		<b>Expenditure/withdrawal from fund</b>	<b>1693.67</b>

(Source: Appropriation Accounts of MoR)

Depreciation Reserve Fund (DRF), which is created to meet the requirement of funds needed for renewal/replacement of existing over aged assets, is not being appropriated as per the life of the assets but the appropriation in the fund was made to the extent the working expenses could bear. During 2021-22, nothing was appropriated while ₹ 1693.67 core was withdrawn from the fund.

Capital Fund (CF) was created to meet the expenditure on leased assets. However, no amount was appropriated to the fund during the year 2021-22.

## 2.5 Supplementary Provisions

The details of Budget allotment, having Supplementary Provisions, were as follow:-

**Table 2.9-Supplementary Grants year ended 31 March 2022**

(₹ in crore)

S. No	Fund	Particular	Original	Supplementary	Sanctioned	Actual Expenditure	AE- (Original + Supl)
1	MH 3002-03 - (10)	Miscellaneous Working Expense <b>(Charged)</b>	460.25	2.00	462.25	269.13	-193.12
2	MH 5002-03	Assets - Acquisition, Construction and Replacement <b>(Charged)</b>	92.08	606.92	699.00	753.81	54.81
3	MH 5002-03	Assets - Acquisition, Construction and Replacement <b>(Voted)</b>	177736.88	11415.52	189152.40	178842.27	-10310.13

(Source: Appropriation Accounts of MoR)

- Supplementary provisions of ₹ 2.00 crore were obtained under charged appropriations (3002-03-(10)) but entire supplementary provisions of ₹ 2.00 crore remained unutilized.
- The Supplementary demand of ₹ 11,415.52 crore was taken during 2021-22 in Capital Grant (5002-03) under 'Voted' as additional budgetary support but the supplementary provisions of ₹ 10,310.13 crore remained unutilized.
- The Supplementary provisions of ₹ 606.92 crore was obtained under charged Capital Grant (5002-03) on account of more payments than anticipated in satisfaction of court decrees. There was incurrence of excess expenditure under charged appropriations of ₹ 54.81 crore.

During detailed analysis of Capital Grant (5002-03) under Voted, it was also observed that the supplementary Grant ₹ 2464.83 crore) in seven plan heads out of eight plan heads were unutilized. The details of Budget allotment were as follow:-

**Table 2.10- Supplementary Grants remains unutilized during year ended 31 March 2022**

(₹ in crore)

S. No.	Plan Head	Name of Plan Head	BE	Supplementary	Sanctioned Budget	Actual Expenditure	Saving	%age of saving to Sanctioned Budget	%age of saving to Supplementary Grant
1	3000	Road Safety Rob / Rub	5498.67	575.03	6073.70	4220.01	-1853.70	-30.52	100%

S. No.	Plan Head	Name of Plan Head	BE	Supplementary	Sanctioned Budget	Actual Expenditure	Saving	%age of saving to Sanctioned Budget	%age of saving to Supplementary Grant
2	3200	Bridge Work	900.00	557.95	1457.95	1301.92	-156.03	-10.70	27.96%
3	3300	S&T Work	2448.17	195.46	2643.63	2144.32	-499.30	-18.89	100%
4	3600	Electrical Work	849.99	47.04	897.03	627.73	-269.30	-30.02	100%
5	5300	Passenger Amenities	2799.88	61.56	2861.44	1994.39	-867.05	-30.30	100%
6	6400	Other Specified Works	774.65	118.20	892.85	542.48	-350.37	-39.24	100%
7	6500	Training/HRD	97.40	52.02	149.42	76.13	-73.29	-49.05	100%
8	7200	Manufacturing Suspense	40097.49	1415.52	41513.01	37545.25	-3967.77	-9.56	100%

(Source: Appropriation Accounts of MoR)

Review of distribution of Supplementary Grant under various zones revealed that the supplementary grant was distributed among various Zonal Railways/Production Units, but it was observed that:

- Grant No. 84 MH 5002-03 of Zonal Railways did not depict the Supplementary Grant under in their respective Zone.
- The distribution of Supplementary Grant under RRSK (Major Head 5002-03) depicted that ₹ 17.96 crore was allotted to Railway Board apart from Zonal Railways/ Production Units under following various plan heads.

**Table 2.11- Supplementary Grants remains unutilized during year ended 31 March 2022**

(₹ in crore)

S. No.	Plan Head	Name of the Plan Head	Amount
1	1600	Traffic facilities	6.88
2	5300	Passenger Amenities	6.86
3	6400	Other Specified Works	0.73
4	6500	Training/HRD	3.49
<b>G. Total</b>			<b>17.96</b>

(Source: Appropriation Accounts of MoR)



**2.6 Excess / savings beyond the prescribed limit**

A large number of instances of defective budgeting resulting in excess/savings beyond the prescribed limits<sup>6</sup> were observed during the year 2021-22. The summary of cases of Defects in Budgeting for MoR as follows:

**Table 2.12- Excess/saving under various Grants over MoR during year ended 31 March 2022**

(₹ in crore)

S. No.	Name of Head	Number of Cases	Saving Amount	Number of Cases	Excess Amount
1	3001	3	640.32	1	28.25
2	3002-03(01)	7	674.91	1	7.66
3	3002-03(02)	6	504.82	1	148.46
4	3002-03(03)	3	424.33	1	117.00
5	3002-03(04)	3	180.30	4	948.56
6	3002-03(05)	5	576.20	3	233.34
7	3002-03(06)	2	342.36	5	600.61
8	3002-03(07)	6	2,512.71		
9	3002-03(08)	1	6.55	2	6,757.42
10	3002-03(09)	4	435.46	1	211.96
11	3002-03(10)	2	429.25	4	198.44
12	3002-03(11)	3	1,975.75	4	920.59
13	5002-03	16	27,722.74	10	17,412.60
<b>Total Cases</b>		<b>61</b>	<b>36,425.70</b>	<b>37</b>	<b>27,584.89</b>
<b>G. Total Cases</b>		<b>98</b>	<b>64,010.59</b>		

(Source: Appropriation Accounts of MoR)

At Zonal Railways level, a large number of instances of defective budgeting resulting in excess/savings beyond the prescribed limits<sup>7</sup> were also noticed during the year 2021-22. In Central Railway (12 cases), Eastern Railway (19 cases), East Coast Railway (12 cases), East Central Railway (44 cases), North Central (13 cases), Northeast East Railway (4 cases), Northeast Frontier Railway (114 cases), Northern Railway (74 cases), North Western Railway (4 cases), Southern Railway (8 cases), South Eastern (20 cases), South Central Railway (29 cases), South Western Railway (12 cases), CLW (02 cases), ICF (1), RWP (4) and WCR (19) were the cases with significant defects in budgeting. A few instances of such significant defects in budgeting were given in *Appendix 2.2*.

<sup>6</sup> Paragraph 409 and 410 of Indian Railway Financial Code (Volume-I) prescribed limit for permissible variations which is 10 per cent or ₹ 250 lakh whichever is more.

<sup>7</sup> Paragraph 409 and 410 of Indian Railway Financial Code (Volume-I) prescribed limit for permissible variations which is 10 per cent or ₹ 250 lakh whichever is more.

MoR need to take a comprehensive relook at its budgeting process and make the projections more realistic, so as to ensure that funds are fully utilised for the purposes sanctioned by the Parliament.

## 2.7 Misclassification of Expenditure

Instances of misclassification of expenditure and other accounting mistakes had been observed. These cases included misclassification of expenditure between Revenue Grant to Capital Grant and its vice-versa and Voted to Charged and its vice-versa. Cases on misclassification of expenditure among Sub Major Heads of Revenue Grant and among Railway Funds under Capital Grant were also noticed. Some instances of misclassification of expenditure in the Accounts of the Zonal Railways during 2021-22 are mentioned below:

### 2.7.1 Misclassification of Expenditure between Revenue and Capital Grant

The following cases include misclassification of expenditure where the expenditure was wrongly booked to Revenue Grant instead of Capital Grant and vice-versa.

**Table 2.13-Misclassification between Revenue expenditure and Capital expenditure**

S. No.	Zone	Particular of Case	Actually Booked	Should Be Booked	Amount (In Unit)
1	NR	Misclassification of expenditure amounting to ₹ 54448472/- regarding expenditure towards cost of stores i.e. Bogie & Wheel set for train- 18.	3002-03-(04)	5002-03-20-2100	5,44,48,472
2	NR	Misclassification of expenditure amounting to ₹ 2007231/- regarding expenditure on account of Pay and allowances of work charged post of Stores Department .	3002-03-(01)	5002-03-29-	20,07,231
3	NR	Misclassification of expenditure amounting to ₹48173286/- regarding expenditure towards cost of track maintenance work done by track machine.	3002-03-(05)	5002-03-29-3100	4,81,73,286
4	NR	Misclassification of expenditure amounting to ₹ 29519178/- due to non-charging of pay & Allowances in the concerned project (USBRL) for the work charged post.	3002-03-(09)	5002-03-20-81	2,95,19,178

S. No.	Zone	Particular of Case	Actually Booked	Should Be Booked	Amount (In Unit)
5	SCR	Supply, installation and commissioning of DVR based CCTV surveillance system booked to SMH 05 instead of Capital	3002-03(05)	5002-03-20-6400	7,87,870
6	SCR	Shifting of pole at LC no.7 in LIEU of RUB(KMNO.6/12-13) Booked under Capital (RRSK) instead of Revenue.	5002-03 RRSK 3000	3002-03(02)	1,61,873
7	SCR	Expenditure for purchase of Liquid iso propyl alcohol hand sanitizers booked to Capital instead of Revenue SMH 09.	5002-03-20-4200	3002-03(09)	68,080
8	SCR	Supply and installation of data logger network elements for upgradation of data logger connectivity on E(2MBPS channel) for improving network bandwidth over SC Division	3002-03(05)	5002-03-DF 3300	33,70,080
9	SCR	Irregular booking of expenditure towards Provision of standard layout, provision of additional loop line, passenger platform and extension of bridges at Edduladoddi station and provision of engineering siding to SMH 2 instead of DF	MH 3002-03 ( 02 )	MH 5002-03 - DF-1600	15,78,574
10	SCR	Irregular booking of expenditure towards Consent for Operation (CFO) fee of various Railway stations over GTL Division to RRSK instead of SMH 10-Misc. Working Expenses	5002-03-RSF/ RRSK-3000-	3002-03(10)	7,05,300
11	SCR	GST on Revenue Portion of Lease Charges booked to Capital instead of Revenue SMH 07	5002-03-20-7300	3002-03(07)	51,98,766
12	SWR	Misclassification of Expenditure amounting to ₹ 9,94,393/- regarding freight charges to Capital instead of Revenue	5002-03	3002-03 - (04)	9,94,393
13	SWR	Misclassification of Expenditure amounting to ₹58,53,461/- regarding incorrect allocation towards cost of track Maintenance handed over to open line, charged to Capital instead of Revenue	5002-03 - 20-41	3002-03 (04-200)	58,53,461

S. No.	Zone	Particular of Case	Actually Booked	Should Be Booked	Amount (In Unit)
14	WCR	Part (A) Itarsi improvement works in quarters in new yard colony, passenger yard colony, portar chawl colony, 18 bungalow colony & 12 bungalow colony.	DRF-215165	3002-03-(09)	18,00,000
15	ECoR	Misclassification of expenditure on 52 kg rails amounting to ₹63,70,698/- charged to Revenue expenditure SMH-02 instead of Capital expenditure.	3002-03(02-220)	5002-03-20-3140	63,70,698
16	ECoR	Misclassification of expenditure amounting to ₹33,98,400/- towards Cost of two numbers of 500 KVA alternator for power car booked to SMH-06 (D08-660) instead of CAP/RRSK.	3002-03-(06)	5002-03	33,98,400
17	ECoR	Misclassification of expenditure amounting to ₹ 69,84,487/- for installation of two numbers of Diesel Alternator (DA sets) for power car amounting to was charged to SMH 04 (D06-530) instead of Capital expenditure.	3002-03(04-530)	5002-03	69,84,487
18	SR	Misclassification of expenditure amounting to ₹ 1012058/- due to non-charging of pay & Allowances in the concerned projects pertaining to Dy.CE/CN/MDU for the work charged post .	3002-03-(02)	5002-03-20-1100, 1400	10,12,058
19	SR	Misclassification due to booking of amount realised through sale of released items under Revenue instead of under Capital-Credit value for Released Materials (CRRM)	3002-03-(02)	5002-03-20-3100	43,79,989
20	SR	Misclassification of expenditure amounting to ₹ 84,48,000 regarding expenditure on account of Pay and allowances of work charged post of the work of construction of 370 Nos. of BOXN HL Wagons Central Workshop, Golden Rock	3002-03-(02)	5002-03-20-4200	84,48,000
21	SR	Misclassification due to booking of the freight charges towards the transportation of rails from BSPC to Salem in Revenue instead of Capital	3002-03-(02)	5002-03-29-3100	1,48,73,165

S. No.	Zone	Particular of Case	Actually Booked	Should Be Booked	Amount (In Unit)
22	RPU	Misclassification due to wrong booking of Inspection charges amounting to ₹1366068/- [related to works falling under Capital/DRF/DF (i. e. under Gr. No.16] paid to M/s RITES under Grant No. 12 instead of Grant No. 16.	3002-03-(10)	5002-03-20-6400	13,66,068
23	RPU	Misclassification due to wrong booking of pay & allowances amounting to ₹10383683/- of Work Charged posts under Grant No.16 (Capital) instead of Grant No.03, Grant No.11 & Grant No.12 (5873213 + 4232358 + 278112)	5002-03-20-8100	3002-03	1,03,83,683
24	RPU	Misclassification due to irregular booking of car hire charges amounting to ₹2493707/- under Grant No. 16 instead of Grant No.07 though the estimate was sanctioned under Revenue Grant No.07.	5002-03-20-8100	3002-03-(05)	24,93,707
25	RPU	Misclassification due to wrong booking of car hire charges of ₹1796516/- relating to Revenue portion under Grant No. 16 instead of Grant No.07 in spite of clear mention of Revenue and Capital expenditure in the bills.	5002-03-20-8100	3002-03-(05)	17,96,516
26	RPU	Misclassification due to wrong booking of car hire charges amounting to ₹1712392/- under Grant No. 16 instead of Grant No.07.	5002-03-20-8100	3002-03-(05)	17,12,392

(Source: Annexure 'J' for the year 2021-22 of MoR)

### **2.7.2 Misclassification of Expenditure between Voted and Charged**

The following cases include misclassification of expenditure where the expenditure was wrongly booked to Voted Grant instead of Charged and vice-versa.

Table 2.14- Misclassification of expenditure under Voted and Charged

S. No.	Zone	Particular Of Case	Actually Booked	Should Be Booked	Amount (In Unit)
1	NCR	Misclassification between Voted and Charged Expenditure	Voted	Charged	3389467
2	SCR	Bills passed during 01.04.2021 to 31.10.21 under project code-11534 "Ginigere Raichur New line" charged Expenditure Under PH-1100(NL) was wrongly booked as Voted Expenditure	Voted (5002-03 -20-1100)	Charged (5002-03 -20-1100)	5,17,487
3	SWR	Misclassification of Expenditure amounting to ₹ 76,29,401 /- regarding irregular Booking of RCT Compensation Claim Charges to Voted Expenditure instead of Charged Expenditure	Voted (3002-03-(10))	Charged (3002-03 (10))	76,29,401
4	SWR	Misclassification of Expenditure amounting to ₹ 2,25,000/- regarding Arbitration fee booked under DRF as charged expenditure instead of Voted	Charged (5002-03-21)	Voted (5002-03-21 )	2,25,000
5	SWR	Misclassification of Expenditure amounting to ₹ 15,000/- regarding Arbitration fee booked under Demand No. 3 as charged expenditure instead of Voted	Charge (3002-03)	Voted (3002-03)	15,000
6	WCR	Booking of expenditure incurred on compensation claims to claimant on judgment of Railway Claims Tribunal (RCT) under voted instead of charged.	voted	Charged	4,86,564
7	SR	Misclassification due to booking of expenditure relating to arbitration award for the value of ₹ 2,70,573/- under voted instead of charged	3002-03-(01) - Voted	3002-03-(01) - Charged	2,70,573
8	SR	Misclassification due to booking of expenditure relating to arbitration award for the value of ₹ 2,15,485/- under voted instead of charged	3002-03-(01) - Voted	3002-03-(01) - Charged	2,15,485
		<b>Total number of cases with amount</b>	<b>8</b>		<b>1,27,48,977</b>

(Source: Annexure 'J' for the year 2021-22 of MoR)

**2.7.3 Misclassification of Expenditure between Sub Major Head of Revenue Grant**

The following cases include misclassification of expenditure among Sub Major Head of Revenue Grant (3002-03).

**Table 2.15- Miscellaneous cases of Misclassification of expenditure under Revenue Grants (Sub Major Head to Sub Major Head)**

S. No.	Zone	Particular Of Case	Actually Booked	Should Be Booked	Amount (In Unit)
1	NR	Misclassification of expenditure amounting to ₹ 30233076/- towards cost of POH of Electric Loco	3002-03-(04)	3002-03-(03)	3,02,33,076
2	NR	Misclassification of expenditure amounting to ₹ 10086864/- towards cost of material for utilized for repairs & maintenance of Electric Locomotives raised by WAO/ELW/BSL .	3002-03-(04)	3002-03-(03)	1,00,86,864
3	NR	Misclassification of expenditure amounting to ₹ 32327219/- towards cost of POH of Electric Loco raised by WAO/ELW/BSL	3002-03-(04)	3002-03-(03)	3,23,27,219
4	NW R	₹ 9,25,186 of water bill in respect of residential colony in BKN Divn has been allocated by BKN Divn to detailed head 510 of G.04 instead of 561 of G.11.	3002-03(02)	3002-03(09)	9,25,186
5	NW R	₹ 70,24,283 related to 'SALARY OF B.U. 3306430' has been allocated to Detailed head 112 of G.11 instead of detailed head 220 of G.05 as the BU 3306430 is related to supervisors of Loco workshop Ajmer.	3002-03(09)	3002-03(03)	70,24,283

(Source: Annexure 'J' for the year 2021-22 of MoR)

**2.7.4 Misclassification of Expenditure between Railway Funds of Capital Grant**

The following case include misclassification of expenditure among Railway Funds of Capital Grant (5002-03).



**Table 2.16- Miscellaneous cases of Misclassification of expenditure under Capital Grants 5002-03 (Between Railway Funds)**

S. No.	Zone	Particular Of Case	Actually Booked	Should Be Booked	Amount (In Unit)
1	RPU	Incorrect booking of the cost of supply , erection , Testin and Commissioning of ventilation Panel under DRF instead of RRSK	5002-03-2100	5002-03-2900	74,95,738

### 2.7.5 Miscellaneous case of Misclassification of Expenditure between EBR and Capital Grant

The following case included misclassification of expenditure between Revenue Grant and Extra Budgetary Resource (EBR).

**Table 2.17- Miscellaneous cases of Misclassification of expenditure under Revenue Grants 3002-03 and EBR**

S. No.	Zone	Particular Of Case	Actually Booked	Should Be Booked	Amount (In Unit)
1	WCR	Incorrect booking of Salary paid to Officers and staff working under Dy. CE (Bridge line) Kota working for the work "Raising of Speed upto 160Kmph on Delhi-Mumbai route in NAD-MTJ section of Kota Division.	3002-03	5002-03	1,34,00,000

(Source: Annexure 'J' for the year 2021-22 of MoR)

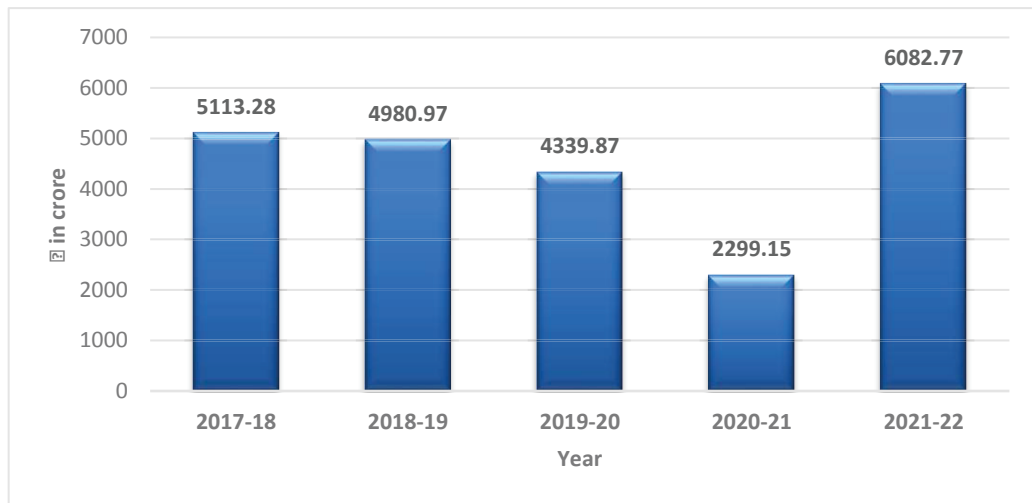
## 2.8 Unsanctioned Expenditure

All items of irregular expenditure incurred by Indian Railways, such as expenditure incurred in excess of sanctioned estimates, expenditure incurred without detailed estimates and miscellaneous overpayments etc. are noted in books of objectionable items (OIB) by the Zonal Railways administration and treated as unsanctioned expenditure. During the year 2021-22, unsanctioned expenditure of ₹ 6082.77 crore involving 1937 cases was incurred by Indian Railways, which was 1.06 per cent of their total expenditure during the year. The trend of unsanctioned expenditure during the past five years can be seen from the Figure 2.2.

While in percentage terms the unsanctioned expenditure has shown a decreasing trend, in absolute terms the same is still significant. Railways need to ensure that such expenditures are reduced to a minimum.



Figure-2.2 Unsanctioned Expenditure



(Source: Statement of Unsanctioned Expenditure 2021-22 of MOR)

## 2.9 Conclusion

The Appropriation Accounts reflects the comparison of the actual expenditure with the amount of grants voted by the Parliament and appropriations sanctioned by the President. Article 114 (3) of the Constitution provides that no money be withdrawn from the Consolidated Fund of India except under appropriations made by law passed in accordance with the provisions of the Article. Further, General Financial Rules 52(3) stipulates that no disbursements be made which might have the effect of exceeding the total grant or appropriations authorised by the Parliament for a financial year except after obtaining a supplementary grant or an advance from the Contingency Fund.

Ministry of Railways (MoR) incurred an expenditure of ₹ 4,44,188.46 crore against the sanctioned grant<sup>8</sup> of ₹ 4,66,306.56 crore in respect of Revenue Grants (M.H 3001, 3002, 3003, 3006, 3075) and one Capital Grant (5002-03) during 2021-22. Thereby MoR registered a net savings of ₹ 22,118.10 crore. An analysis

<sup>8</sup> Sum of Original and Supplementary Grants

of grant-wise expenditure revealed that the net savings of ₹ 22,118.10 crore was a result of savings of ₹ 30,533.22 crore under eleven Revenue Grants (M.H. 3002-03), four revenue appropriations<sup>9</sup> and three segments of Capital Grant (M.H. 5002-03) adjusted by an excess of ₹ 8415.12 crore.

The savings in the Revenue Grants and Capital Grant indicate that the core activities, creations of assets, value addition for which the funds were demanded through Demands for Grants were not done and the desired benefits could not be achieved by the Railways. At the same time, incurring of excess expenditure over the sanctioned grants indicates that the unauthorised expenditure was incurred without the same voted by the Parliament/President's sanction.

The cases of misclassification of expenditure have been a regular feature in the accounts of MoR. The cases of misclassification of expenditure under various Grants/Appropriations operated by MoR have turned out to be a recurring phenomenon. MoR needs to make sincere efforts to curb/eliminate the instances of misclassification of expenditure by the spending units.

## 2.10 Recommendations

*It is recommended to Ministry of Railways that -*

- i. Appropriate check to be adopted by the budget controlling authorities of MoR for regular monitoring of the flow of expenditure and budget allotment and take prompt action for seeking additional funds/surrender of funds allotted, so that funds could be judiciously utilized for the intended purposes.*
- ii. To evolve practice and strengthen internal control mechanism to reduce the instances of misclassification of expenditure. Deterrent sanctions should be put in place to foster greater responsibility and accountability at the level of key controlling officers.*
- iii. Railways administration should ensure all unsanctioned expenditure is regularised on priority.*

---

<sup>9</sup> Appropriation refers to expenditure charged on Consolidated Fund of India.

**Chapter 3**  
**Financial Performance**  
**of Railway Commercial**  
**Undertakings**



## Chapter 3 Financial Performance of Railway Commercial Undertakings

### 3.1 Introduction

This Chapter contains an overview of the financial performance of Railway Commercial Undertakings i.e Government Companies and Government controlled Companies, and Special Purpose Vehicles (SPVs) under the administrative control of the Ministry of Railways (MoR), for the year 2021-22.

Section 2(45) of the Companies Act, 2013, defines a Government Company as a company in which not less than 51 *per cent* of the paid-up share capital is held by the Central Government, or by any State Government or Governments, or partly by the Central Government and partly by one or more State Governments, and includes a company which is a subsidiary of a Government Company.

### 3.2 Number of Railway Commercial Undertakings

There were 46 Railway Commercial Undertakings under the administrative control of MoR as on 31 March 2022, (*Annexure-3.1*). The 46 Railway Commercial Undertakings included 16 Railway Companies directly under the administrative control of MoR, 18 Subsidiaries, five Joint Ventures (JVs) and seven SPVs as detailed in **Table 3.1**:

**Table 3.1: Number Railway Commercial Undertakings as on 31 March 2022**

S. No.	Railway Commercial Undertakings	Working Railway Commercial Undertakings <sup>1</sup>	Non-working Railway Commercial Undertakings <sup>2</sup>	Total
1	Railway Companies <sup>3</sup>	13	3	16
2	Subsidiaries	18	-	18
3	Joint Ventures	5	-	5
4	Special Purpose Vehicles (PPP mode)	7	-	7
<b>Total</b>		<b>43</b>	<b>3</b>	<b>46</b>

(Source: As per the mandate)

<sup>1</sup> The Railway Commercial Undertakings do not include Railway Sports Promotion Board which has been incorporated for promotion of sports activities and does not have any share capital.

<sup>2</sup> Non-working Railway Commercial Undertakings are those Undertakings which have ceased their operations-Burn Standard Corpn Ltd, Wagon India Ltd, Bharat Wagon & Engineering Ltd.

<sup>3</sup> Railway Companies are under the direct administrative control of Ministry of Railways.

These Railway Commercial Undertakings carry out various activities like execution of construction projects, financing, logistics services, consultancy, catering, hospitality, telecommunication, tourism etc. mainly relating to Indian Railways.

Out of three non-working, two Railway Companies i.e. Bharat Wagon & Engineering Limited (BWEL) and Burn Standard Corporation Limited (BSCL) have been dissolved and names of these Companies have been struck off by the Registrar of Companies on 5 July 2022 and 26 September 2022 respectively. Wagon India Limited was dissolved by the order of High Court of Delhi in February 2012 but as per the records of Ministry of Corporate Affairs, the Company is still under liquidation.

Further, three subsidiaries i.e. IRCON Haridwar Bypass Limited, IRCON Bhoj Morbe Expressway Limited and IRCON Renewable Power Limited were incorporated in January 2022. Financial statements of these newly created subsidiaries for the year 2021-22 were not due.

### 3.3 Summary of financial performance of Railway Commercial Undertakings as on 31 March 2022

The details of investment, profitability, dividend, share capital, etc. of the Railway Commercial Undertakings for the period from 2019-20 to 2021-22 are given in Table 3.2.

**Table 3.2: Financials of Railway Commercial Undertakings**

(₹ in crore)				
S. No.	Capital / Loan	Particulars	Amount	
1	Paid-up Capital (Equity) –Annexure 3.2	Government of India	46881.58	
		Financial Institutions and Others	3305.30	
		Central Government Companies	3106.85	
		State Governments	4345.16	
		State Government Companies	366.42	
		<b>Total (1)</b>	<b>58005.31</b>	
2	Long Term Loans – Annexure 3.3	Government of India	1362.15	
		Financial Institutions and Others	428158.70	
		Central Government Companies	7213.76	
		State Governments	0	
		State Government Companies	0	
		<b>Total (2)</b>	<b>436734.61</b>	
3	<b>Total of paid-up capital and Long term loans</b>	<b>Total (1)+ (2)</b>	<b>494739.92</b>	
4	Profitability <sup>4</sup> Annexure-3.4	Profit	29 Companies	10622.50
		Loss	09 Companies	-363.02
		Zero profit	02 Companies	
		<b>Total</b>		<b>10259.48</b>

<sup>4</sup> Does not include three newly incorporated subsidiaries for which accounts were not due and three Railway Commercial Undertakings which are under liquidation or dissolved

S. No.	Capital / Loan	Particulars	Amount
5	Dividend Annexure-3.5	10 Companies	3913.42
6	Total Net worth (of 46 Railway Commercial Undertakings) – Annexure-3.8		110443.11
7	Return on Equity (in per cent)- Annexure-3.8		9.29

(Source: Compiled from Financial Statements of Railway Commercial Undertakings)

From the above it can be seen that the amount of investment of equity and loans in Railway Commercial Undertakings (*Annexures 3.2 and 3.3*) as at the end of March 2022 was ₹ 4,94,739.92 crore.

The Government of India contributed ₹ 46,881.58 crore (80.82 per cent) in the paid up share capital of Railway Commercial Undertakings. The remaining paid-up share capital was contributed by Financial Institutions (5.70 per cent), Central Government Companies (5.36 per cent) and State Government / State Government companies (8.12 per cent).

The total paid-up share capital of the Railway Commercial Undertakings had increased by ₹ 9,689.93 crore to ₹ 58,005.31 crore in 2021-22 from ₹ 48315.38 crore in 2019-20. The increase was mainly due to increase in share capital in the Railway Commercial Undertakings viz, National High Speed Rail Corporation Limited - ₹ 5,350 crore, Kolkata Metro Rail Corporation ₹2,355.62 crore, Indian Railway Finance Corporation Limited (IRFC) - ₹ 1,188 crore, Konkan Railway Corporation Limited - ₹ 321.04 crore, Haridaspur Paradeep Railway Company Limited - ₹ 238.66 crore, Angul Sukinda Railway Limited - ₹ 183.70 crore. There was decrease in share capital by ₹ 260.48 crore due to dissolution of BWEL and BSCL.

As on March 2022, 98.05 per cent of the total Long-Term Loans (₹ 4,36,734.61 crore) were mainly from Financial Institutions & Others (₹ 4,28,158.70 crore). The remaining 1.95 per cent of the Long-Term Loans were from GoI - ₹ 1,292.75 crore and Central Government Companies - ₹ 7,213.76 crore. The Long-Term Loans from Financial Institutions & Others were invested in IRFC (₹ 3,82,509.88 crore), DFCCIL (₹ 33,150.81 crore), Kolkata Metro Rail Corporation Limited (₹ 3,570.19 crore) and Konkan Railway Corporation Ltd (₹ 2,916.29 crore).

The overall Profit of Railway Commercial Undertakings as on March 2022 was ₹ 10,259.48 crore. The overall Profit had increased from ₹ 6,780.97 crore in 2019-20 to ₹ 10,259.48 crore in 2021-22 (*Annexure-3.4*).

Out of 46 Railway Commercial Undertakings (excluding 3 newly incorporated and three under liquidation/dissolved Undertakings) , 29 Railway Commercial Undertakings had earned a profit of ₹ 10,622.50 crore and nine Railway Commercial Undertakings had incurred total loss of ₹ 363.02 crore during 2021-22.

### 3.4 Profit earned and Dividend paid by Railway Commercial Undertakings

The details of Profit earned and dividend paid by the Railway Commercial Undertakings during last three years from 2019-20 to 2021-22 are given in *Annexure-3.5*.

#### 3.4.1 Profitability of Railway Commercial Undertakings

29 Profit making Railway Commercial Undertakings during 2021-22 comprised of 11 Railway Companies, 8 subsidiaries, 5 JVs and 5 SPVs as per details given in *Annexure-3.5*.

Of these profit earning Railway Commercial Undertakings, eight Railway Commercial Undertakings had earned a profit of ₹ 100 crore or above every year during last three years from 2019-20 to 2021-22 as detailed in **Table 3.3**:

**Table 3.3: Railway Commercial Undertakings earning profit of more than ₹ 100 crore**

Sl. No.	Name of the Railway Commercial Undertaking	Profit earned (₹ in crore)		
		2019-20	2020-21	2021-22
1	Indian Railway Finance Corporation Limited	3692.42	4416.13	6089.83
2	Rail Vikas Nigam Limited	789.86	940.55	1087.21
3	Container Corporation of India Limited	375.78	503.33	1062.34
4	RITES Limited	596.39	424.35	497.10
5	IRCON International Limited	489.79	404.56	544.32
6	Indian Railway Catering and Tourism Corporation Limited	513.11	187.03	663.69
7	Rail Tel Corporation of India Limited	138.35	140.41	208.34
8	Kutch Railway Company Limited	30.22	222.74	137.44

(Source: Compiled from Financial Statements of the Railway Commercial Undertakings)

Out of 16 Railway Companies (Under direct Administrative control of MoR), 7 Railway Companies had earned a profit of ₹ 100 crore or more every year during 2019-20 to 2021-22. One SPV viz Kutch Railway Company Limited had earned profit of ₹ 100 crore or more in two consecutive years (2020-21 and 2021-22).

The profit of Container Corporation of India Limited (CONCOR) and Indian Railway Catering and Tourism Corporation Limited (IRCTC) had increased during 2021-22 as compared to 2020-21. IRCTC registered significant (254.86 per cent) increase of profit from ₹ 187.03 crore in 2020-21 to ₹ 663.69 crore in 2021-22. The comparative increase was due to removal of travel related restriction during 2021-22 and resumption of train services.



### 3.4.2 Loss making Railway Commercial Undertakings during three years

The following four Railway Commercial Undertakings had continuously incurred losses during the last three years:

**Table 3.4: Loss making Railway Commercial Undertakings**

(₹ in crore)

Sl. No.	Name of the Railway Commercial Undertaking	2019-20	2020-21	2021-22
1	IRCON PB Tollway Limited	(17.18)	(21.38)	(24.62)
2	IRCON Shivpuri Guna Tollway Limited	(30.83)	(14.06)	(12.05)
3	Fresh and Healthy Enterprises Limited	(6.45)	(4.84)	(3.73)
4.	Krishnapatnam Rail Company Limited	(48.59)	(106.52)	(115.82)

(Source: Compiled from Financial Statements of the Railway Commercial Undertakings)

It was noticed that:

- i. Fresh and Healthy Enterprises Limited (FHEL) incurred losses since its incorporation. However, losses of FHEL decreased during the year 2021-22 to ₹ 3.73 crore from ₹ 6.45 crore in 2019-20 to due to increase in revenue from operation.
- ii. Finance cost in IRCON PB Tollway Limited had increased from ₹ 0.01 crore in 2020-21 to ₹ 16.53 crore in 2021-22 which contributed to increased loss during 2021-22.
- iii. The losses in IRCON Shivpuri Guna Tollway Limited had slightly decreased during the year due to increase in revenue from toll operations from ₹ 110.43 crore in 2020-21 to ₹120.75 crore in 2021-22.
- iv. Though the revenue from operations of Krishnapatnam Railway Company Limited had increased during the year 2021-22 as compared to 2020-21, the loss of the Company had also increased to ₹ 115.82 crore in 2021-22 from ₹ 106.82 crore in 2020-21.

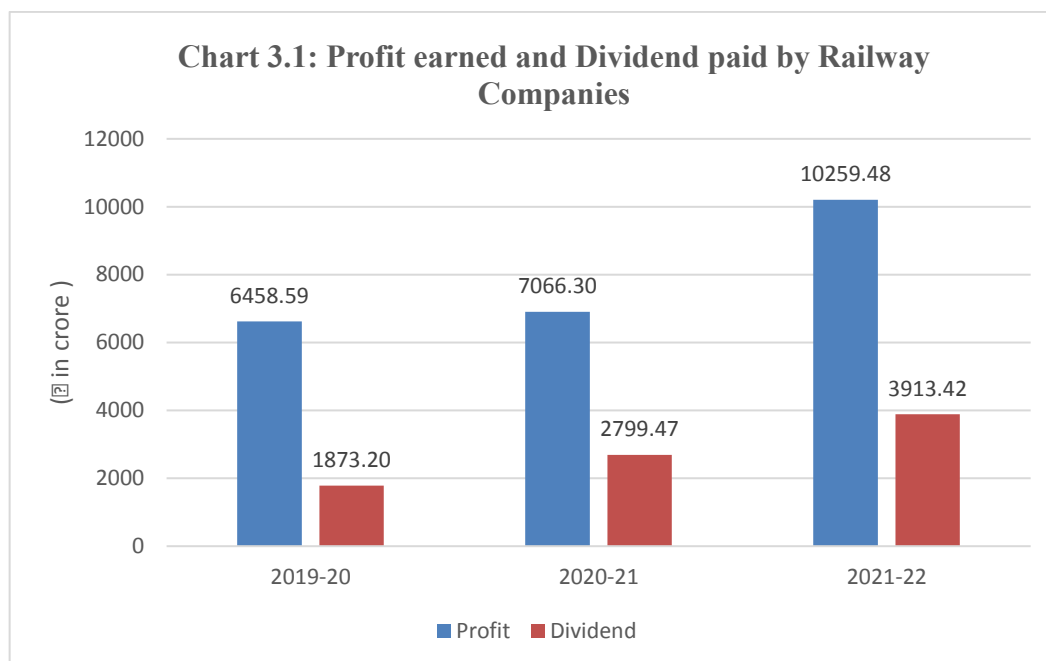
### 3.4.3 Payment of Dividend by Railway Commercial Undertakings

The details of Profit earned and dividend paid by the Railway Commercial Undertakings during 2019-20 to 2021-22 are given in *Annexure-3.5*.

It was noticed that 29 Railway Commercial Undertakings had earned profit (₹ 10,622.50 crore) out of which only 10<sup>5</sup> Railway Commercial Undertakings had declared dividend (₹ 3,913.42 crore). In comparison, 27 Railway Commercial Undertakings had earned a profit of ₹ 7,623.40 crore during 2020-21 out of which 10 Railway Commercial Undertakings had declared dividend (₹ 2,799.47 crore).

### 3.4.3.1. Non-compliance with DIPAM Guidelines on payment of Railway Companies

The details of profit earned and dividend paid by profit making Railway Companies during 2019-20 to 2021-22 is given in **Chart 3.1** below:



(Source: Compiled from Financial Statements of the Railway Commercial Undertakings)

Department of Investment and Public Assets Management (DIPAM) issued instructions (May 2016) that every CPSE would pay a minimum annual dividend of 30 per cent of Profit after Tax or five per cent of net worth, whichever is higher, subject to the maximum dividend permitted under the extant legal provisions. The details of dividend due and paid by various Railway Companies in 2021-22 is given in **Annexure-3.6**. Audit noticed that:

- Out of 10 profit earnings Railway Companies only seven Railway Companies complied with the above instructions and paid dividend as stipulated in these guidelines, during 2021-22.
- There was a shortfall of dividend of ₹ 220.22 crore in respect of Indian Railway Finance Corporation Limited as per instructions of DIPAM

<sup>5</sup> CONCOR, IRCTC, IRCON International Ltd., IRFC, RITES Ltd., RVNL, RailTel Corporation of India Limited, Railway Energy Management Company Limited, Kutch Railway Company Limited, and Haridaspur Paradip Railway Company Limited.

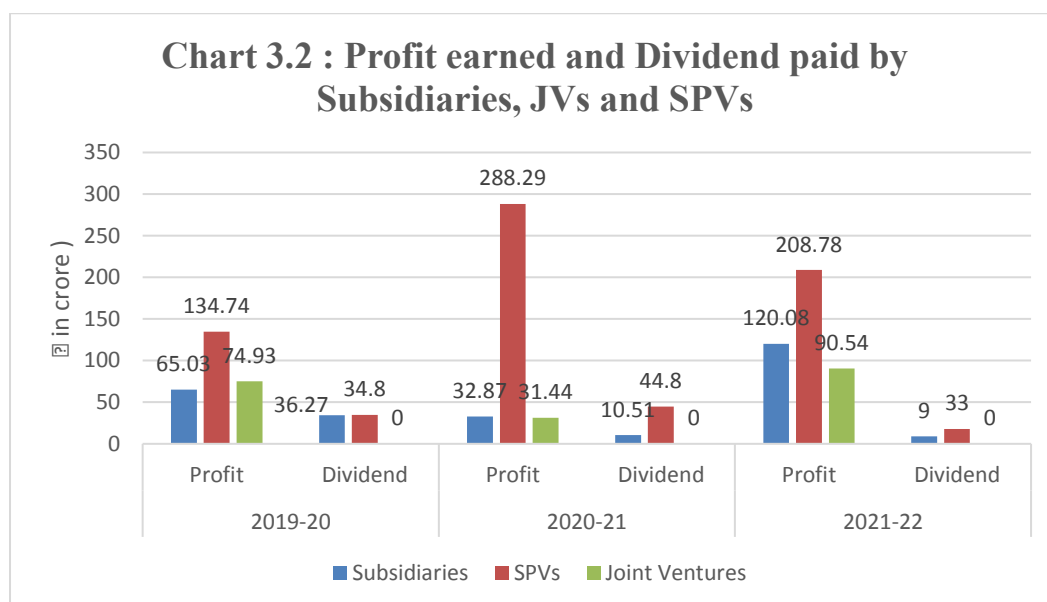
instructions. The MoR has replied (February 2023) that DIPAM has granted exemption from payment of Dividend as per extant guidelines for 2021-22.

- Braithwaite and Company Limited had accumulated losses and therefore did not pay any dividend. Mumbai Rail Vikas Corporation was exempted from payment of dividend.
- NRTU Foundations has been registered under section 8 of Companies Act, 2013 which prohibits the payment of any dividend to its members.

### 3.4.3.2 Non-compliance with DIPAM guidelines on Payment of Dividend by Subsidiaries, JVs and SPVs

DIPAM instructed<sup>6</sup> all Administrative Ministries/Departments to take steps to ensure payment of dividend by subsidiaries/JVs of CPSEs. However, MoR had not issued any instructions to Railway Companies under their Administrative control for payment of dividend by their subsidiaries/JVs.

The details of profit earned and dividend paid by Subsidiaries, JVs and SPVs are given in **Chart 3.2** below:



(Source: Compiled from Financial Statements of the Railway Commercial Undertakings)

- Only one Subsidiary (Railway Energy Management Company Limited) out of 18 Subsidiaries had declared a dividend of ₹9.00 crore, though other 8 Subsidiaries had earned a total profit of ₹ 120.08 crore during 2021-22.
- None out of five JVs had declared dividend during 2021-22 though JVs had earned a profit of ₹ 90.54 crore.
- Only two SPVs out of seven had declared a dividend of ₹ 33.00 crore though three other SPVs had earned a profit of ₹ 208.78 crore.

<sup>6</sup> vide its OM dated 01.02.2018

### 3.5 Market Capitalization of Equity Investment

‘Market Capitalization’ is the market value of the shares of a publically traded company that is listed on stock exchanges’. As on 31 March 2022, shares of the following seven Railway Commercial Undertakings Companies were listed on the various stock exchanges in India.

- Container Corporation of India Limited (listed since May 1997);
- RITES Limited (listed in July 2018);
- IRCON International Limited (listed in September 2018);
- Rail Vikas Nigam Limited (listed in April 2019);
- Indian Railway Catering and Tourism Corporation Limited (listed in October 2019);
- RailTel Corporation of India Limited (listed in February 2021); and
- Indian Railway Finance Corporation Ltd. (listed in January 2021)

The total market capitalization of the shares of these seven Railway Commercial Undertakings, as on 31 March 2022, stood at ₹1,50,539.69 crore (*Annexure-3.7*). The overall market capitalisation had registered an increase of 31.40 *per cent* as compared to the previous year. The market capitalization in respect of three Railway Commercial Undertakings (IRCON International Ltd, Railtel Corporation of India Limited and Indian Railway Finance Corporation Ltd) had decreased during the current year. The position of market capitalization of Railway Commercial Undertakings is given in **Table 3.5**:

**Table 3.5: Market Capitalisation of Railway Commercial Undertakings**

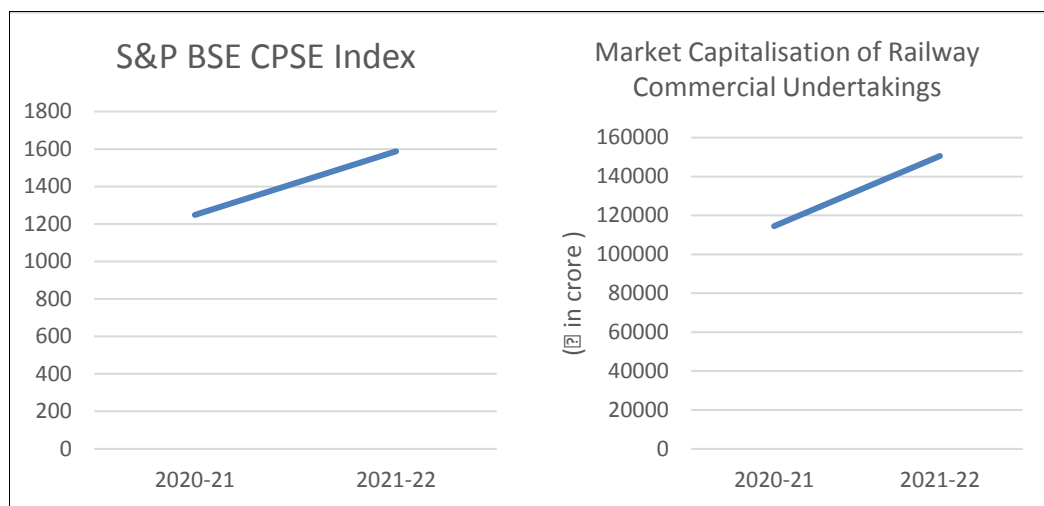
(₹ in crore)

S. No.	Railway Commercial Undertakings	As on 31 March 2020	As on 31 March 2021	As on 31 March 2022	Change in 2022 w.r.t. 2021 (in per cent)
1	2	3	4	5	6 = (5-4)/4*100
1	Container Corporation of India Limited	20,195.06	36,390.10	40,968.95	12.58
2	RITES Limited	6,148.75	5,782.82	6,315.13	9.20
3	IRCON International Limited	3,585.00	4,152.75	3,738.55	-9.98
4	Rail Vikas Nigam Limited	2,689.68	6,067.41	6,818.02	12.37
5	Indian Railway Catering and Tourism Corporation Limited	15,718.00	28,112	61,968	120.43
6	RailTel Corporation of India Limited	NA	4,069.02	2,699.09	-33.68
7	Indian Railway Finance Corporation Limited	NA	29,992.23	28,031.95	-6.33
<b>Total</b>		<b>48,336.49</b>	<b>1,14,566.32</b>	<b>150539.69</b>	<b>31.40</b>

(Source: Compiled from Financial Statements of the Railway Commercial Undertakings)

Trend of total market capitalisation of listed Railway Companies during the years 2020-21 and 2021-22 vis-a-vis S&P, BSE-CPSE Index is depicted in **Chart 3.3**.

### Capitalisation of Railway Companies vis-a-vis S&P BSE-CPSE Index



(Source: S&P BSE CPSE Index values compiled from the website of BSE).

From the above chart, it can be seen that the trend of total market capitalisation of Railway Companies during 2020-21 and 2021-22 was similar to S&P BSE-CPSE Index.

## 3.6 Operating efficiency of Railway Commercial Undertakings

### 3.6.1 Current Ratio

The current ratio is a liquidity ratio that measures a company's ability to pay its short-term obligations – those due within a year. Current Ratio is the ratio of Current Assets to Current Liabilities. The current ratio is generally considered healthy and acceptable, if it is between '1.5' and '3', depending upon the type of industry. A ratio value lower than 'One' may indicate liquidity problems for the company, though the company may still not face an extreme crisis if it is able to secure other forms of financing. A ratio over '3' may indicate that the company is not using its current assets efficiently or is not managing its working capital properly.

The details of Current Ratio in respect of each Railway Commercial Undertaking are given in *Annexure-3.9*. From the details it can be seen that the Current Ratio was lower than One in 11 Railway Commercial Undertakings.

### 3.6.2 Return on Capital Employed (ROCE)

ROCE is a ratio that measures a company's profitability and efficiency with which its capital is employed. ROCE is calculated by dividing a Company's earnings before interest and taxes (EBIT) by the Capital Employed<sup>7</sup>.

From the details of ROCE given in *Annexure-3.9*, it can be seen that during 2021-22, the ROCE of Railway Commercial Undertakings ranged between (-) 11.33 per cent (Hassan Mangalore Rail Development Corporation) and 29 per cent (RITES Limited).

The ROCE was more than 10 per cent in respect of Railway Energy Management Company Limited (25.44 per cent), RailTel Corporation Limited (18.38 per cent), Container Corporation of India Limited (12.8 per cent) and RITES (29 per cent).

Seven Railway Commercial Undertakings, Fresh and Healthy Enterprises (-0.11 per cent), IRCON Shivpuri Guna Tollway Limited (-1.12 per cent), Indian Railway Stations Development Corporation Limited (-0.06 per cent), CONCOR Air Limited (-0.22 per cent), Kutch Railway Company Limited (-0.15 per cent), Punjab Logistics Infrastructure Ltd (-0.021 per cent) and Hassan Mangalore Rail Development Corporation (-11.31 per cent) had negative ROCE.

### 3.6.3 Return on Equity (ROE)

Return on Equity (RoE)<sup>8</sup> is a measure of financial performance of companies calculated by dividing net income by shareholders' equity. RoE of Railway Commercial Undertakings during the period from 2019-20 to 2021-22 is given in *Annexure- 3.8* and consolidated position is given in **Table 3.6**:

**Table 3.6: Return on Equity of Railway Commercial Undertakings**  
(in per cent)

S. No.	Particulars	2019-20	2020-21	2021-22
1	<b>Railway Companies</b>	8.71	8.75	11.24
2	<b>Subsidiaries</b>	0.87	(-)1.68	4.44
3	<b>SPVs</b>	1.66	2.63	0.92
4	<b>Joint-Ventures</b>	0.94	0.28	0.65
	<b>Overall ROE</b>	<b>7.45</b>	<b>7.30</b>	<b>9.29</b>

(Source: Compiled from Financial Statements of the Railway Commercial Undertakings)

It can be seen that the RoE of Railway Commercial Undertakings had increased from 7.45 per cent in 2020-21 to 9.29 per cent in 2021-22 due to increase in profit of all the seven listed companies.

<sup>7</sup> Capital employed=Paid up Capital + Free Reserves and Surplus +Long Term Loans - Accumulated Losses - Deferred Revenue Expenditure.

<sup>8</sup> Return on Equity = (Net Profit after Tax and preference Dividend/Equity)\*100 where Equity = Paid up Capital + Free Reserves – Accumulated Loss – Deferred Revenue Expenditure

### 3.6.4 Earnings Per Share (EPS)

Earnings Per Share (EPS) is a Company's net profit divided by the number of common shares it has outstanding. EPS indicates how much money a Company makes for each share of its stock, and is a widely used metric for estimating corporate value.

EPS of the Railway Commercial Undertakings is given in *Annexure-3.9*. It can be seen that during 2021-22, the EPS of Railway Commercial Undertakings ranged between (-) ₹ 86.41 (Konkan Railway Corporation Limited) to ₹ 508.46 (Braithwaite and Company Limited). EPS of 24 Railway Commercial Undertakings was below ₹ 10 and in five Railway Commercial Undertakings, the EPS was above ₹ 10. In respect of 11 Railway Commercial Undertakings the EPS was either zero or less than zero during 2021-22.

### 3.7 Status of closure of Indian Railway Station Development Corporation Limited

Indian Railway Stations Development Corporation Limited (IRSDC), a SPV, was incorporated on April 12, 2012, as a subsidiary of IRCON International Limited (IRCON). The aim of setting up of the SPV was to develop the Railway Stations across India with primary objective of augmenting and maintaining passenger amenities at stations in a holistic manner. During the year 2017-18, the shareholding pattern of IRSDC was changed to 50: 50 and it became the Joint Venture Company of IRCON and RLDA. As on March 31, 2022, the paid-up capital of IRSDC was ₹ 199.99 crore held by RLDA, IRCON and RITES in a ratio of 50:26:24 respectively.

Initially, the IRSDC was entrusted (July 2012) with development/redevelopment including commercial development of five stations<sup>9</sup> by MoR. Subsequently, the eight more stations<sup>10</sup> were entrusted (November 2015 to December 2017) to it for development.

In November 2018, MoR entrusted all the eight thousand stations in Indian Railways to IRSDC for undertaking techno-economic feasibility study.

However, out of 13 stations awarded to IRSDC upto November 2018, the development work on only two stations i.e. Habibganj, Bhopal and Gandhinagar, Gujarat was completed after the lapse of more than 10 years from incorporation of IRSDC.

MoR vide letters dated 18 October 2021 and 13 December 2021 communicated 'in-principle' decision for closure of IRSDC and directed to take the following steps immediately:

---

<sup>9</sup> Chandigarh, Bijwasan, Shivajinagar (Pune), Anand Vihar, and Habibganj (Bhopal)

<sup>10</sup> Sabarmati, Amritsar, Gandhi Nagar (Jaipur), Gwalior, Baiyyappanahalli (Bangalore), Nagpur, Gandhinagar (Gujarat) and SAS Nagar – Mohali



1. The stations managed by IRSDC shall be handed over to respective Zonal Railways.
2. All the projects related documents shall be handed over to respective Zonal Railways.
3. Consultancy Contracts awarded by IRSDC shall be novated in favor of RLDA. If considered necessary, further novation to zonal railway will be decided at later date / after award of EPC contract;
4. Other contracts executed by IRSDC shall be examined by IRSDC / RLDA for novation to RLDA / Zonal Railways;

IRSDC accepted the directives and decided to proceed further to comply with the same.

The present status of dissolution of the Company is as under: -

- M/s IDBI Caps has been appointed (06 January 2022) as transaction advisor.
- The Company has signed novation agreement in favour of RLDA and has stopped working as PMC w.e.f. 22 March 2022.
- Five stations in respect of facility management have been handed over to respective Zonal Railways. Compensation with respect to transfer is under reconciliation.
- Office premises and the administrative contracts has been transferred to RLDA.
- Approval of slump sale of all other assets and liabilities of the Company will be taken up from the shareholders after determination of transaction value.

The draft Chapter 3 was issued (19 January 2023) to the MoR for confirmation of facts and figures. Facts and figures confirmed by MoR (March 2023) have been appropriately incorporated in the Chapter.

### **3.8 Summary of Audit findings**

- **The Current Ratio was less than ‘one’ in 11 Railway Commercial Undertakings, indicating liquidity problems for these companies.**
- **MoR had not taken steps to ensure payment of dividend by subsidiaries/JVs of Railway Commercial Undertakings.**
- **Four Railway Commercial Undertakings had incurred losses continuously during last three years.**



### 3.9 Recommendations

*Ministry of Railways may consider:*

- i. Taking steps, as per DIPAM instructions of February 2018, to ensure payment of dividend by subsidiaries/JVs of Railway Commercial Undertakings.*
- ii. Taking steps to arrest continuous losses in the Railway Commercial Undertakings.*



**Chapter 4**  
**Review of Departmental**  
**Balances in Indian Railways**



## Chapter 4 - Review of Departmental Balances in Indian Railways

### 4.1 Introduction

The Cash and Pay Department of the Zonal Railways, headed by a Deputy Chief Accounts Officer/Cash and Pay (Dy. CAO/C&P), is mainly responsible for the banking of all cash received by the railway and the disbursements of all payments on behalf of the railway. The Dy. CAO/C&P and his staff work under the administrative control of the Principal Financial Advisor (PFA), who is to prescribe detailed rules of procedure for the internal check and inspection of the cash and pay work subject to the general rules regarding cash, cheques, vouchers, disposal of pay and allowances and the witnessing of payments.

The Cash office is divided into two parts:

- (i) **Receipt section** of the cash office deals with the receipt of Cash/Cheque/Demand Draft from the Railway Station which realises dues from the traffic and miscellaneous receipts or directly at the counter in the Cash Office from outsiders making payments of dues to the railways on behalf of Traffic Office of a Zonal Railway.
- (ii) **Payment section** deals with the payment to an employee or other than the employee on behalf of the Accounts office. No payment can be made by the Pay Department normally without a pay authority from the Accounts Office<sup>1</sup>.

Government of India, Ministry of Finance vide No. F.No-01/02/2015-Cy.I dated 29/02/2016 issued guidelines for processing of payments through cards and digital means. Subsequently, instructions were issued for all types of payment/transaction made with employees and parties (Suppliers/Contractor etc.) through ECS/Cheques/Bank.

### 4.2 Audit Objectives

The audit reviewed the Departmental Balances to assess:

- I: Whether the instructions issued by the Government of India for “no cash transaction” are being followed,
- II: Whether the proper accounting system for Departmental Balances under the Head 8671-105 is being followed and
- III: Whether cash balances are being reconciled between the cash office and account office as per the codal provisions.

<sup>1</sup> As per para no. 1946 of Indian Railway Accounts Code Vol. I

### 4.3 Audit Criteria, Audit Scope, Audit Methodology and Sample Selection

The following were the sources of Audit Criteria:-

- i: Policy guidelines, circulars and instructions issued by the Government of India for the promotion of payments through cards and digital means,
- ii: Indian Railway code for the Accounts Department Volume-I and
- iii: Instructions issued by the Ministry of Railways from time to time for finalising the Finance Account of the Zonal Railway/Production Unit.

The audit covered the period from 2017-18 to 2021-22. The audit methodology entailed an examination of records/registers at Cash Offices (Payment) and their associated account offices apart from the Book Section of the Zonal Headquarters/Production Units.

### 4.4 Audit Findings

The draft of this Chapter was issued to Ministry of Railways (MoR) for confirmation of facts and figures on 08 January 2023 and their reply received on 21 February 2023 has been incorporated.

#### 4.4.1. Indian Railways did not follow guidelines of Government of India regarding digital payment and continued cash transaction/payments

Government of India, Ministry of Finance vide No. F.No-01/02/2015-Cy.I dated 29/02/2016 issued guidelines for processing of payments through cards and digital means. Subsequently, instructions were issued for all types of payment/transaction made with employees<sup>2</sup> and parties<sup>3</sup> (Suppliers/Contractor etc.) through ECS/Cheques/Bank and transaction through cash was prohibited except up to the limit of ₹ 5,000 to Suppliers/ Contractor etc. Due to the introduction of these policies, cash transactions should be the bare minimum.

As per Para 404 of Cash and Pay Manual of Indian Railways, cheques drawn in favour of Divisional Cashiers/Cashiers are for payments in cash.

Audit observed that during 2017-18 to 2021-22, at 14<sup>4</sup> Zones/PUs, 39,244 cheques amounting to ₹ 2,395.52 crore were issued to Divisional Cashiers/Cashiers for various reasons<sup>5</sup> for disbursement in cash. This amount is excluding cheques

<sup>2</sup> Ministry of Finance (Department of Expenditure Notification) No. 3(2)(1)/2016/R&P Rules/Amendment/649 dated 27/04/2017

<sup>3</sup> Ministry of Finance (Department of Expenditure Notification) No. 3(2)(1)/2016/R&P Rules/Amendment/649 dated 05/12/2016 Ministry of Finance No. 3

<sup>4</sup> SER, SCR, ECR, CR, NWR, SR, NCR, NR, ECoR, WCR, NER, WR, CORE, Metro Rly

<sup>5</sup> Payments like Cash Awards, cash imprest, expenditure for national festivals, honorarium, expenses on ceremonial occasions, National festival celebrations, GM inspection, Misc

whose amount is equal to or less than ₹ 5000 and also cases of payments made through account payee cheques. The amount disbursed in cash *ibid* constitute 0.15 per cent of the total expenditure (₹16,10,604.39 crore) of Indian Railways during this period. The year wise abstract is as shown in the table below:

**Table 4.1 – Amounts drawn by cheques for making payments in cash**

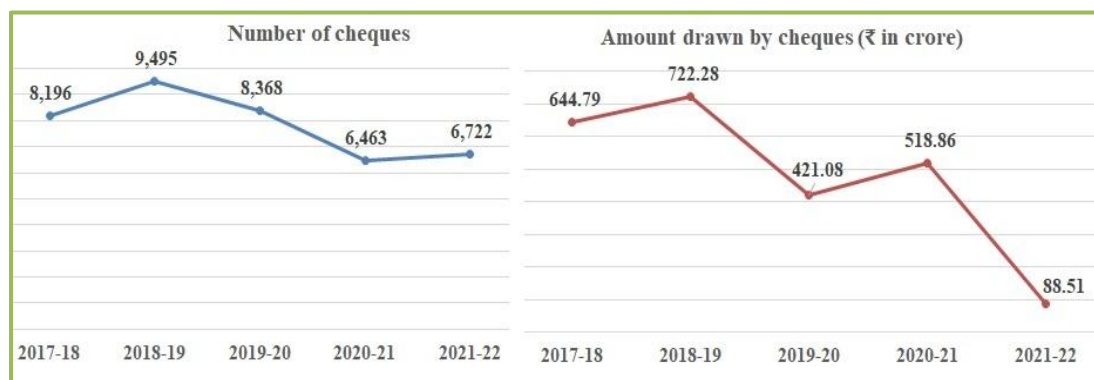
(₹ in crore)

S. No.	Year	No. of cheques	Amount drawn on cheques above ₹ 5000
1	2017-18	8,196	644.79
2	2018-19	9,495	722.28
3	2019-20	8,368	421.08
4	2020-21	6,463	518.86
5	2021-22	6,722	88.51
<b>G. Total</b>		<b>39,244</b>	<b>2,395.52</b>

(Source: Records of Divisional Cashier of 14 Zones)

From ₹ 644.79 crore drawn in 2017-18 (through 8,196 cheques), the amount drawn decreased to ₹ 88.51 crore in 2021-22 (through 6,722 cheques) which is a decrease of 86 per cent (18 per cent for cheques) during 2017-18 to 2021-22. The trend for amount drawn and cheques drawn is as shown in the chart below:

**Chart 4.1: Trend of amounts drawn by cheques for cash disbursement**



As can be seen from the chart, though there was an overall decrease during the period, there was a spike in the amount drawn in 2018-19 and 2020-21 as compared to the preceding year. However, the amount drawn by cheque during 2021-22 is still on the higher side.

MoR stated (21 February 2023) that the total cash payments during the year 2017-18 to 2020-21 was only ₹ 1,077.00 crore<sup>6</sup> with an annual range of ₹ 100 crore

*expenditure like hiring of vehicle, news paper, etc. special imprest for refund of tickets due to cancellation of train during Covid, special cash imprest for maintenance of running rooms during Covid etc*

<sup>6</sup> 2017-18: ₹101.70 crore (0.05%); 2018-19: ₹119.10 crore (0.05%); 2019-20: ₹115.60 crore (0.04%); 2020-21: ₹634.20 crore (0.21%) & 2021-22: ₹106.40 crore (0.03%)

(0.03 to 0.21 *per cent* of total expenditure). MoR further stated that due to introduction of e-payment policy, cash transactions have been reduced to barest minimum. Only payment like court attachments etc are made through cheques, and all other payments (98 *per cent* of total expenditure) are being made through NEFT.

Audit observed that MoR did not enclose the supporting documents for the claim of cash payment in the range from a low of ₹ 101.70 crore in 2017-18 and a high of ₹ 634.20 crore in 2020-21. It was also seen that against audit findings in 14 Zones (**Annexure 4.7**), the reply furnished by MoR is based on the information of five Zones<sup>7</sup> only and out of which one Zone (NFR) had not even featured in the audit observation. Audit had reported cases of payment of court attachments by Divisional Cashier only in NR out of 14 Zones.

Therefore, the reply does not conform with the Audit findings and in the absence of record to support their claim of cash payments, contention that cash payment being in the range of ₹ 100 crore only is not acceptable.

Thus, Indian Railways did not follow the guidelines of GoI regarding digital payment/ limited cash transactions and have made cash transactions amounting to ₹ 2,395.52 crores during 2017-18 to 201-22 after the guidelines of the Government of India.

*(Annexure 4.7)*

#### **4.4.2 Accounting system for Departmental Balances under the Major Head 8671-105 not followed**

Major Head 8671-105-Departmental Balances (Railways) is suspense<sup>8</sup> exhibited in the March Account Current<sup>9</sup> of Railways which receives debit for the cash balance held by the Departmental Officers outside the generally available cash balances i.e. amount of 'Traffic Cash' and 'Misc. Cash' other than that classified as permanent Cash Imprest held by Railway Officers. Audit observed that:

- (i) 16 Zonal Railways/Production Units are still showing huge balances under the Major Head- 8671-105. Departmental Balances of ₹ 665.34 crore (April 2017) were depicted under the Major Head-8671 of Account Current (March Account) which marginally reduced to ₹ 578.74 crore (March 2022). Out of ₹ 578.74 crore, ₹ 379.00 crore of Departmental balances under the Major Head- 8671-105 (Departmental Balances) pertained to only two Zonal Railways (₹ 215.38 crore for SER and ₹ 163.62 crore for SCR) at the year ending March 2022.

---

<sup>7</sup> CR, ECoR, NFR, SCR and SER

<sup>8</sup> Appendix IV to Para 210 of Indian Railway Accounts Code Vol. I

<sup>9</sup> Also known as Statement of Central Transaction- SCT



In the balances as stated above and in *Annexure 4.1*, the reply of MoR has been incorporated. MoR also stated that the Zonal Railways have been asked to review the balances under the head and take corrective action to bring down the balances. SER has already cleared ₹ 122.65 crore. The matter is under examination in other railways.

(Annexure 4.1 and 4.8)

(ii) Following deficiencies were also observed by Audit in the balances booked under Major Head 8671-105

- In three<sup>10</sup> ZRs, opening balances under Major Head 8671-105 of March Account Current did not match with closing balances of previous years,
- Balances booked under Major Head 8671-105 of March Account Current at the end of March 2022 in relation of four<sup>11</sup> Zones are not consistent with the Departmental Balances lying at their contributing units,
- Departmental balances at the end of March 2022 of the following Zonal Railways were not drawn correctly:
  - ✓ Balances of SER include two<sup>12</sup> erroneous entries of ₹ 122.65 crore (Chakradharpur Division) and ₹ 92.73 crore (Hq/Garden Reach) i.e; total ₹ 215.38 crore that crept in during the introduction of IPAS.
  - ✓ Balances of SCR include an erroneous entry of ₹ 150.06 crore of two Journal Vouchers<sup>13</sup>,
  - ✓ Balances of ECR include an erroneous entry of ₹ 63.33 crore that appeared during the introduction of the AIMS<sup>14</sup> Portal in 2017-18 and a wrong booking of ₹ 51.48 lakh<sup>15</sup>,
  - ✓ Balances of NFR include an amount of ₹ 73.25<sup>16</sup> lakh due to an anomaly during porting from AFRES to iPAS,
  - ✓ Balances of WCR and WR include ₹ 110500/- and ₹ 3600 respectively for imprest wrongly booked under departmental balances,

<sup>10</sup> SER (C/B 2018-19 O/B 2019-20) SCR (C/B 2017-18 O/B 2018-19), ECR (except C/B AS on 31.03.2021 and O/B as on 01.04.2022)

<sup>11</sup> SCR, NWR, ECoR, CORE

<sup>12</sup> As on 31.03.2022 due to non-deletion of manual entries for practice purposes in Cash Book in Chakradharpur Division and as on 31.03.2022 due to generation of Account Current before starting the Cash Module in IPAS in Hq/Garden Reach.

<sup>13</sup> 2017-18 (₹936994837/-) 2019-20 (₹563587920/-)

<sup>14</sup> Accounting Information Management System

<sup>15</sup> FA&CAO/Construction/ECR (Rs. 46.83 lakh for 2018-19 and Rs. 4.65 lakh for 2019-20)

<sup>16</sup> Katihar ₹58.14 lakh June 2017 & FA&CAO (Con) ₹15.11 September 2017

- ✓ Balances of NCR, ER, and NWR include the collection of traffic receipts amounting to ₹ 17.43<sup>17</sup> crore, ₹ 16.22<sup>18</sup> crore and ₹ 21.40<sup>19</sup> crore respectively instead of the respective head for traffic receipts
- In NR<sup>20</sup>, a shortage of cash of ₹ 6,79,914/- from a cashier noticed during surprise cash verification in March 2017 is not reflected under departmental balances despite the matter being highlighted by Audit (March 2022).
- Departmental balances of SR include an amount of ₹ 5.61 crore as advance cheques of old periods carried forward without reconciliation.

MoR stated that deficiencies pointed out have been advised to Railways for review and corrective action. In response, SCR has informed that there is no difference in opening balances under MH-8671 of March Account (March 2021 and April 2021, and March 2022 and April 2022) with the closing balances of previous year (March 2021 and April 2021, and March 2022 and April 2022). The matter is under examination in other Railway Zones.

The response of SCR *ibid* is not relevant as the audit observation on SCR pertains to the closing balance of 2017-18 and opening balance of 2018-19.

Most of the balances lying under Major Head-8671 pertain to old period which are not traceable to final Head of Accounts. This shows the weak internal control.

(Annexure 4.2, 4.4 and 4.5)

#### **4.4.3 Reconciliation of cash balances between the cash office and account office not being done regularly**

##### **(i) Non-maintenance of Bill Account Register and non-reconciliation of accounts in Account office and cash office**

Provisions exist for the maintenance of the Cashier's Cash Book (Payment)<sup>21</sup> and Bill Account Register<sup>22</sup> to show liabilities and assets of the Divisional Cashiers and reconciliation<sup>23</sup> of the Cash Book by a nominated Accounts Officer.

<sup>17</sup> Traffic/Prayagraj

<sup>18</sup> remitted to Banks within 5th April 2022,

<sup>19</sup> TA-JU ₹12.23 crore + TA-AII ₹9.17 crore

<sup>20</sup> Divisional Cashier/Baroda House

<sup>21</sup> Para 1946 of Indian Railways Accounts Code, Volume-I

<sup>22</sup> Para 920 of Manual of Cash and Pay Office (Part-II of 1986) of NR

<sup>23</sup> Para 1919 and 1920 of Indian Railways Accounts Code, Volume-I

- Out of 138 Cash Offices, of 16 ZRs/PUs showing balances under the Major Head- 8671-105, in the 86 Cash Offices of 15<sup>24</sup> ZRs/PUs did not prepare the Bill Account Register during the period from 2017-18 to 2021-22.
- In the remaining 52 Cash Offices maintaining Bill Account Register, 3 Cash offices of 2 ZRs<sup>25</sup> did not do reconciliation during the review period.

MoR stated that Zonal Railways have been asked to review the position for necessary corrective action. In SCR, Cashier's Cash Book (Payment) and Bill Account Register were maintained in all the 14 Pay Offices during the period 2017-18 to 2021-22 The matter is under review in other Zonal Railways.

(Annexure 4.3)

**(ii) Non-verification cash books as well as vouchers & supporting documents by the concerned Accounts Officer**

As per Para 1962 of Indian Railways Accounts Code, Volume-I, the Chief Cashier's Cash Book should be submitted to the Accounts Office for check at least once a month. It was noticed that out of the 138 Cash Officers of 16 ZRs/PUs showing balances under the Major Head- 8671-105, verification of cash books was not done in 18 cash offices of 4<sup>26</sup> ZRs.

MoR stated that the matter is under review in Railways.

(Annexure 4.3 and 4.6)

**(iii) Irregular entries in the cash books and actual loss of cash**

Records related to ₹ 12.18 crore of cash were not available with 8 ZRs/PUs<sup>27</sup> and in 2 ZRs<sup>28</sup> ₹ 30.15 lakh was outstanding against retired cashiers. Further, records related to ₹ 69.31 crore were not made available to audit in 6 ZRs<sup>29</sup>.

MoR did not respond to this audit observation.

(Annexure - 4.8)

Non-maintenance of Bill Account Register and non-reconciliation of accounts including non-verification cash books and irregular entries in the cash books may lead to misappropriation of fund.

<sup>24</sup> SER-2, SCR-2, ECR-9, CR-11, NWR-13, SR-15, NFR-3, NCR-3, NR-2, ER-4, WCR-4, NER-5, WR-2, CORE-10, Metro Rly.-1

<sup>25</sup> SER-2, WR-1

<sup>26</sup> ECR-1, CR-1, NR-2, WR-12, CORE-2

<sup>27</sup> SCR ₹90,000, SR- ₹56,054,709, NR - ₹40,695,544, ECoR- ₹13,094,983, WCR- ₹4,931,308, NER ₹3,206,666, CORE- ₹1,000,633, Metro Rly - ₹1,881,282

<sup>28</sup> NR-₹4,20,233, ER- ₹25,94,983

<sup>29</sup> SCR, ECR, CR, NWR, NFR, NCR

## 4.5 Recommendations

### *Ministry of Railways:*

- i. To take appropriate initiative and strictly adhere to the Government of India's guidelines for digital payment to staff and contractors.*
- ii. Needs to review the balances under Major Head 8671-105-Departmental Balances (Railways) of March Account Current so that amount shown under Departmental Balance may be cleared.*




(ILA SINGH)

Deputy Comptroller and Auditor General

New Delhi

Dated: 22 May 2023

Countersigned



(GIRISH CHANDRA MURMU)

Comptroller and Auditor General of India

New Delhi

Dated: 24 May 2023

## GLOSSARY OF TERMS

<b>Terms</b>	<b>Description</b>
<i>Account Current</i>	<i>A statement of receipts and payment of Indian Railways.</i>
<i>Appropriation Accounts</i>	<i>It is a statement comparing the amount of actual expenditure with the amount of grants voted by the Parliament. These statements are prepared for presentation to the Parliament.</i>
<i>Capital Expenditure</i>	<i>Expenditure incurred for creation, acquisition, construction and replacement of assets</i>
<i>Demand Recoverable</i>	<i>Unrealized earnings recoverable on account of rent/lease of land and buildings, interest and maintenance charges of sidings etc.</i>
<i>Extra Budgetary Resources</i>	<i>Resources of IR other than general budget support and internally generated resources</i>
<i>Freight Earnings</i>	<i>Earnings from carrying goods on rail</i>
<i>Gross Traffic Receipts</i>	<i>Receipts of railways through its operations</i>
<i>Net Surplus</i>	<i>Difference between the gross earnings and the working expenses</i>
<i>New lines</i>	<i>Construction/laying of new railway links/lines not existed earlier</i>
<i>Operating Ratio</i>	<i>The ratio of working expenses (excluding suspense but including appropriation to depreciation reserve fund and pension fund) to gross earnings.</i>
<i>Ordinary Working Expenses</i>	<i>Expenditure on administration, operation, maintenance and repairs, contribution to depreciation reserve fund and pension fund.</i>
<i>Other Coaching Earnings</i>	<i>Earnings from transportation of parcels, luggage and post office mail and catering etc.,</i>
<i>Passenger Earnings</i>	<i>Earnings from carrying passengers on rail</i>
<i>Revenue Expenditure</i>	<i>Expenditure incurred for day to day operations, maintenance of railways including dividend payment</i>
<i>Staff Productivity</i>	<i>It is measured in terms of volume of traffic handled (in terms of NTKM) per thousand employees.</i>
<i>Traffic Suspense</i>	<i>Unrealised operational earnings of the railways.</i>
<i>Total Working Expenditure</i>	<i>Ordinary working expenditure and appropriation to depreciation reserve fund and pension fund.</i>



**LIST OF ABBREVIATIONS**

CR	Central Railway
CLW	Chittaranjan Locomotive Works
DIPAM	Department of Investment and Public Assets Management
DLW	Diesel Locomotive Works
DMW	Diesel Loco Modernisation Works
EBR	Extra Budgetary Resources
EBR (IF)	Extra Budgetary Resources (Institutional Finance)
ER	Eastern Railway
ECR	East Central Railway
ECoR	East Coast Railway
FOIS	Freight Operation Information System
HRA	House Rent Allowance
ICF	Integral Coach Factory
IT	Information Technology
MR	Metro Railway, Kolkata
NR	Northern Railway
NCR	North Central Railway
NER	North Eastern Railway
NEFR/NFR	Northeast Frontier Railway
NWR	North Western Railway
MoR	Ministry of Railway
RCF	Rail Coach Factory
ROCE	Return on Capital Employed
ROE	Return on Equity
RWF	Rail Wheel Factory
RWP	Rail Wheel Plant
SD	Security Deposit
SR	Southern Railway
SCR	South Central Railway
SER	South Eastern Railway
SECR	South East Central Railway
SPV	Special Purpose Vehicle

SWR	South Western Railway
WR	Western Railway
WCR	West Central Railway



# **Annexure**



**Appendix – 1.3 - State of Finance  
(Reference Paragraph No. 1.3)  
Cross-Subsidization of Passenger and other Coaching Services**

(₹ in crore)

	CR	ER	ECR	ECoR	NR	NCR	NER	NFR	NWR	SR	SCR	SER	SECR	SWR	WR	WCR	Metro	TOTAL
<b>Traffic Revenue</b>																		
(a) Coaching	4046.21	1762.45	2257.78	1134.76	5207.29	4085.15	1337.62	1050.95	1703.56	3056.46	3911.54	1219.10	879.21	1108.40	3417.64	2919.13	117.14	39214.39
(b) Other Coaching	699.34	264.06	259.16	138.82	732.94	197.94	130.67	228.51	202.17	416.22	369.98	187.68	89.71	205.88	626.36	150.11	0.01	4899.56
<b>Total Coaching (a+b)</b>	<b>4745.55</b>	<b>2026.51</b>	<b>2516.94</b>	<b>1273.58</b>	<b>5940.23</b>	<b>4283.09</b>	<b>1468.29</b>	<b>1279.46</b>	<b>1905.73</b>	<b>3472.68</b>	<b>4281.52</b>	<b>1406.78</b>	<b>968.92</b>	<b>1314.28</b>	<b>4044.00</b>	<b>3069.24</b>	<b>117.15</b>	<b>44113.95</b>
<b>(b) Goods</b>	<b>9243.03</b>	<b>5487.43</b>	<b>11564.75</b>	<b>18511.22</b>	<b>9823.37</b>	<b>10093.16</b>	<b>1643.18</b>	<b>2606.52</b>	<b>5228.14</b>	<b>3112.85</b>	<b>12320.14</b>	<b>14734.79</b>	<b>15680.23</b>	<b>3842.07</b>	<b>7495.27</b>	<b>9710.24</b>	<b>0.00</b>	<b>141096.39</b>
<b>Expenditure on Freight (Goods) Services</b>																		
BG/Goods	7145.24	7114.60	8291.10	8443.79	11029.50	7674.65	2356.06	4694.52	5127.35	3838.63	8562.55	7399.97	6870.89	4014.12	6942.90	5394.49	0.00	104900.37
MG/Goods								0.12						0.16	0.00			0.16
NG/Goods															0.00			0.12
<b>Total Expenditure on GOODS</b>	<b>7145.24</b>	<b>7114.60</b>	<b>8291.10</b>	<b>8443.79</b>	<b>11029.50</b>	<b>7674.65</b>	<b>2356.06</b>	<b>4694.64</b>	<b>5127.35</b>	<b>3838.63</b>	<b>8562.55</b>	<b>7399.97</b>	<b>6870.89</b>	<b>4014.12</b>	<b>6943.06</b>	<b>5394.49</b>	<b>0.00</b>	<b>104900.65</b>
<b>Expenditure on Passenger (Coaching and Other Coaching) Services</b>																		
BG/coaching	12094.00	10721.09	7541.04	1991.17	12847.98	8445.66	3897.02	5261.23	5601.84	11589.88	8424.88	4076.47	1663.22	3776.12	8309.98	4348.53	633.77	111223.88
MG/coaching						13.42	176.90		47.56	41.55					100.89			380.33
NG/coaching	90.54				259.97	392.58		27.18							8.33			778.60
<b>Total Expenditure on COACHING</b>	<b>12184.54</b>	<b>10721.09</b>	<b>7541.04</b>	<b>1991.17</b>	<b>13107.95</b>	<b>8851.66</b>	<b>4073.92</b>	<b>5288.40</b>	<b>5649.40</b>	<b>11631.44</b>	<b>8424.88</b>	<b>4076.47</b>	<b>1663.22</b>	<b>3776.12</b>	<b>8419.20</b>	<b>4348.53</b>	<b>633.77</b>	<b>112382.80</b>
<b>Profit/Loss on Services</b>																		
Loss on Coaching	7438.99	8694.58	5024.10	717.59	7167.72	4568.57	2605.63	4008.94	3743.67	8158.76	4143.36	2669.69	694.30	2461.84	4375.20	1279.29	516.62	68268.85
Profit on Goods	2097.79	-1627.17	3273.65	10067.43	-1206.13	2418.51	-712.88	-2088.12	100.79	-725.78	3757.59	7334.82	8809.34	-172.05	552.21	4315.75	0.00	36195.74

**Appendix-2.1- Appropriation Accounts 2021-22**  
(Reference Paragraph No.2.1)

(In units of ₹)

**GRAND SUMMARY OF APPROPRIATION ACCOUNTS BY GRANTS AND**  
**APPROPRIATIONS-2021-22**

Major Head	Name Of Major Head/Appropriation	V C	Original	Supplementary	Total Grant/ Appropriation	Actual Expenditure	Variations
3001(1)	RAILWAY BOARD	V	3888915000		3888915000	3789055895	-99859105
		C	0		0	0	0
3001(02)	MISC.EXP	V	19071185000		19071185000	13026995975	-6044189025
		C	40000000	5000000	45000000	41299914	-3700086
3002-3003 (01)	GENL SUPDT & SERVICES	V	91978849000		91978849000	85313519193	-6665329807
		C	2595000		2595000	18341312	15746312
3002-3003 (02)	REPAIRES & MAINT OF PMT WAY	V	169460474000		169460474000	165896785322	-3563688678
		C	12193000		12193000	30328217	18135217
3002-3003 (03)	REPAIRES & MAINT OF MOTIVE POWERS	V	64067882000		64067882000	60634714378	-3433167622
		C	110000		110000	0	-110000
3002-3003 (04)	REPAIRES & MAINT OF CARRIAGES & WAGONS	V	166758649000		166758649000	174441315597	7682666597
		C	105000		105000	0	-105000
3002-3003 (05)	REPAIRES & MAINT OF PLANT & EQUIPMENT	V	91579695000		91579695000	88151147844	-3428547156
		C	466000		466000	1623279	1157279
3002-3003 (06)	OIPERATING EXPENSES R & S EQUIPMENT	V	168744654000		168744654000	171337590216	2592936216
		C	105000		105000	157002	52002
3002-3003 (07)	OPERATING EXPENSES TRAFFIC	V	356900506000		356900506000	331766157213	-25134348787
		C	972000		972000	31093209	30121209
3002-3003 (08)	OPERATING EXPENSES FUEL	V	240758688000		240758688000	308267351240	67508663240
		C	0		0	0	0
3002-3003 (09)	STAFF WELFARE AND AMENITIES	V	85340392000		85340392000	83106279102	-2234112898
		C	575000		575000	16900575	16325575
3002-3003 (10)	MISC. WORKING EXPENSES	V	77658630000		77658630000	69922223069	-7736406931
		C	4602460000	20000000	4622460000	2691287381	-1931172619
3002-3003 (11)	PROVIDENT FUND, PENSION & OTHER RETIREMENT BENEFITS	V	586501581000		586501581000	575966974902	-10534606098
		C	419000		419000	2469883	2050883
3002-3003 & 3006	APPROPRIATION TO FUNDS DRF, DF, PF ,CF, RSF & RRSK.	V	607610000000		607610000000	482000000000	-125610000000
		C	0		0	0	0

3075	OTHER TRANSPORT SERVICES	V	29546400000	100000	29546500000	29470204112	-76295888
		C	0		0	0	0
5002 & 5003	<b>ASSETS - ACQUISITION CONSTRUCTION &amp; REPLACEMENT</b>						
	OLWR	V	0		0	0	0
		C	0		0	0	0
CAPITAL	V	1429763688000	14155200000	1443918888000	1384236461978	-59682426022	
	C	904944000	6033805000	6938749000	7422125740	483376740	
<b>RLY FUNDS( DRF, CF &amp; DF)</b>							
DRF	V	11783331000		11783331000	8452260633	-3331070367	
	C	0	4845000	4845000	16840632	11995632	
D.F.	V	15010000000		15010000000	10337898265	-4672101735	
	C	0	370000	370000	8144095	7774095	
Cap Fund	V	0		0	0	0	
	C	0		0	0	0	
RSF	V	106000030000		106000030000	111735278595	5735248595	
	C	30000		30000	6740473	6710473	
Trf. To RRSK	V	200000000000		200000000000	150000000000	-50000000000	
	C	0	0	0	0	0	
Trf. To RSF	V	0	0	0	206000000000	206000000000	
	C	0	0	0	0	0	
RRSK	V	214811751000	100000000000	314811751000	273660766469	-41150984531	
	C	15826000	30180000	46006000	84248455	38242455	
Transfer To CIRF	V	498000000000	100000000000	598000000000	597000000000	-1000000000	
	C	0		0	0	0	
Transfer To NIF	V	573000000000		573000000000	368000000000	-205000000000	
	C	0		0	0	0	
TOTAL RLY FUNDS, DRF, CF& DF	V	26793331000	0	26793331000	18790158898	-8003172102	
	C	0	5215000	5215000	24984727	19769727	
GRAND TOTAL	V	5808235300000	214155300000	6022390600000	5752512979996	-269877620004	
	C	5580800000	6094200000	11675000000	10371600167	-1303399833	
GRAND TOTAL ( V & C)		5813816100000	220249500000	6034065600000	5762884580163	-271181019837	

## Appendix-2.2- Appropriation Accounts 2021-22

(Reference Paragraph No.2.6)

(Amounts are in Crore)

Cases Of Annexure 'K'						
Name of Head	Name of Zone	Number of Cases	Saving cases with amount	Number of Cases	Excess Cases with Amount	OVER ALL
5002-03	CLW	2	68.39			2
3001	CR	1	0.87			1
3002-03-(10)	CR	1	23.78			1
5002-03	CR	8	8.13	1	16.47	9
CIVIL GRANT	CR	1	0.2			1
3002-03(02)	ECoR			1	31.59	1
3002-03(03)	ECoR	1	6.53			1
3002-03(04)	ECoR			1	5.05	1
3002-03(06)	ECoR	1	0.7045	1	42.05	2
5002-03	ECoR	5	367.07	2	618.03	7
5002-03	ECR	25	656.08	19	1292.5	44
3002-03(02)	ER	1	77.46			1
3002-03(03)	ER			1	11.74	1
3002-03(04)	ER			1	9.91	1
3002-03(05)	ER			1	10.11	1
3002-03(06)	ER	1	12.37			1
3002-03(07)	ER			1	90	1
3002-03(08)	ER	1	1			1
3002-03(09)	ER	1	2.45			1
3002-03(10)	ER	1	2.86			1
3002-03(11)	ER			1	28	1
5002-03	ER	5	47.7	4	88.92	9
3002-03(11)	ICF			1	1.36	1
3002-03(02)	NCR			1	22.79	1
3002-03(04)	NCR			1	11.05	1
3002-03(05)	NCR			1	13.63	1
3002-03(07)	NCR			1	15.21	1
3002-03(10)	NCR			1	12.2	1
3002-03(11)	NCR			2	44.37	2
5002-03	NCR	1	7.42	5	280.05	6
3002-03(04)	NER			2	0.05	2
3002-03(10)	NER			1	0.03	1

<b>5002-03</b>	NER			1	62	1
<b>3002-03(01)</b>	NFR	6	27.57	2	9.28	8
<b>3002-03(02)</b>	NFR	6	65.32	2	1.97	8
<b>3002-03(03)</b>	NFR	3	67.59			3
<b>3002-03(04)</b>	NFR	1	17.79	3	22.29	4
<b>3002-03(05)</b>	NFR	5	27.18	3	7.46	8
<b>3002-03(06)</b>	NFR	1	0.35	2	51.73	3
<b>3002-03(07)</b>	NFR	3	200.34	1	0.8	4
<b>3002-03(08)</b>	NFR	1	3.44	2	481.25	3
<b>3002-03(09)</b>	NFR	5	53.39			5
<b>3002-03(10)</b>	NFR	3	21.07	5	24.1	8
<b>3002-03(11)</b>	NFR	1	44.71	4	94.33	5
<b>5002-03</b>	NFR	31	653.53	24	2784.96	55
<b>3001</b>	NR	5	474.56	2	33.92	7
<b>3002-03(01)</b>	NR	4	126.8			4
<b>3002-03(02)</b>	NR	3	69.97			3
<b>3002-03(03)</b>	NR	1	50.05	1	23.23	2
<b>3002-03(04)</b>	NR			2	40.65	2
<b>3002-03(05)</b>	NR	5	303.12	2	77.54	7
<b>3002-03(06)</b>	NR	1	14.77	3	102.31	4
<b>3002-03(07)</b>	NR	3	622.79			3
<b>3002-03(08)</b>	NR	1	21.57	1	959.27	2
<b>3002-03(09)</b>	NR	1	40.2	1	23.79	2
<b>3002-03(10)</b>	NR	4	200.2			4
<b>3002-03(11)</b>	NR	3	1049.87	3	513.77	6
<b>3002-03(12)</b>	NR	2	413.8			2
<b>5002-03</b>	NR	15	1790.1	10	3438.04	25
<b>CIVIL GRANT</b>	NR	1	20.1			1
<b>5002-03</b>	NWR	3	18.46	1	250.54	4
<b>3001</b>	SCR	6	16.31			6
<b>3002-03(01)</b>	SCR	1	8.63			1
<b>3002-03(02)</b>	SCR			1	21.03	1
<b>3002-03(03)</b>	SCR			1	46.08	1
<b>3002-03(04)</b>	SCR			1	52.32	1
<b>3002-03(05)</b>	SCR			1	19.71	1
<b>3002-03(06)</b>	SCR			1	28.061	1
<b>3002-03(07)</b>	SCR			2	25.09	2
<b>3002-03(08)</b>	SCR			1	3	1
<b>3002-03(09)</b>	SCR			1	21.6	1
<b>3002-03(10)</b>	SCR	2	76.9			2

<b>3002-03(11)</b>	SCR	1	89.89			1
<b>5002-03</b>	SCR	5	635.75	2	9.19	7
<b>CIVIL GRANT</b>	SCR	3	8.86			3
<b>3002-03(02)</b>	SER	1	34.05			1
<b>3002-03(03)</b>	SER	1	41.23	1	33.23	2
<b>3002-03(04)</b>	SER			1	88.3	1
<b>3002-03(07)</b>	SER	1	2.05	1	13.46	2
<b>3002-03(09)</b>	SER			2	25.83	2
<b>3002-03(10)</b>	SER	1	35.4			1
<b>3002-03(11)</b>	SER			1	81.02	1
<b>5002-03</b>	SER	5	294.95	5	218.72	10
<b>3002-03(03)</b>	SR					0
<b>3002-03(04)</b>	SR			1	30.58	1
<b>3002-03(06)</b>	SR			1	46.12	1
<b>3002-03(07)</b>	SR					0
<b>3002-03(08)</b>	SR					0
<b>3002-03(09)</b>	SR					0
<b>3002-03(11)</b>	SR					0
<b>5002-03</b>	SR	2	42.11	4	1749.13	6
<b>3002-03(07)</b>	SWR	4	28.49			4
<b>3002-03(10)</b>	SWR			2	48.3	2
<b>5002-03</b>	SWR	4	851.99	2	2.38	6
<b>3002-03-(03)</b>	WCR	1	5.71			1
<b>3002-03-(04)</b>	WCR	1	25.69			1
<b>3002-03-(06)</b>	WCR			1	12.88	1
<b>3002-03-(07)</b>	WCR	1	22.80			1
<b>3002-03-(10)</b>	WCR			1	33.64	1
<b>3002-03-(11)</b>	WCR			1	53.19	1
<b>5002-03</b>	WCR	6	244.8	7	370.97	13
<b>5002-03</b>	RWP	4	67.38			4



**Annexure – 3.1**  
**(Ref: Para 3.2)**  
**List of Railway Commercial Undertakings**

Sl. No.	Name of the Railway Commercial Undertakings	Activity
<b>Railway Companies</b>		
1	Dedicated Freight Corridor Corporation Limited (DFCCIL)	Construction
2	Container Corporation of India Limited (CONCOR)	Logistics
3	Indian Railway Catering and Tourism Corporation Limited (IRCTC)	Catering , Hospitality & Tourism
4	Indian Railway Finance Corporation Limited (IRFC)	Financing
5	IRCON International Limited (IRCON)	Construction
6	Rail Vikas Nigam Limited (RVNL)	Construction
7	Rail Tel Corporation of India Ltd (RAILTEL)	Communication and Network
8	RITES Limited (RITES)	Consultancy
9	Braithwaite and Company Limited	Wagon Building and Construction
10	Burn Standard Company Limited ( <b>Dissolved</b> )	Wagon Building
11	Kolkata Metro Rail Corporation	Construction
12	Bharat Wagon and Engineering Limited ( <b>Dissolved</b> )	Wagon Building
13	Konkan Railway Corporation Limited	Construction & Railway Operation
14	Mumbai Rail Vikas Corporation	Construction
15	Wagon India Limited ( <b>Defunct</b> )	Wagon Building
16	NRTU Foundation	Others
<b>Subsidiaries</b>		
17	CONCOR Air Limited	Others
18	Fresh and Healthy Enterprises Limited	Logistics
19	Punjab Logistics Infrastructure Limited	Logistics
20	Sidcul Concor Infra Company Limited	Logistics
21	IRCON Gurgaon Rewari Highway Limited	Construction
22	IRCON PB Tollway Limited	Construction
23	IRCON Shivpuri Guna Tollway Limited.	Construction
24	IRCON Davanagere Haveri Highway Limited	Construction
25	IRCON Vadodra Kim Expressway Limited	Construction
26	IRCON Infrastructure & Services Limited	Construction
27	IRCON Ludhiana Rupnagar Highway Limited	Construction
28	IRCON Haridwar Bypass Limited	Construction
29	IRCON Akloli – Shirsad Expressway Limited	Construction
30	IRCON Bhoj Morbe Expressway Limited	Construction

Sl. No.	Name of the Railway Commercial Undertakings	Activity
31	IRCON Renewable Power Limited	Construction
32	High Speed Rail Corridor Corporation Limited	Construction
33	Railtel Enterprises Limited	Communication and Network
34	Railway Energy Management Company Limited	Others
<b>Joint Ventures</b>		
35	Indian Railway Stations Development Corporation Limited	Others
36	Surat Integrated Transportation Development Corporation Limited	Others
37	SAIL RITES Bengal Wagon Industries Limited	Wagon Building
38	National High Speed Rail Corporation Limited	Construction
39	Maharashtra Rail Infrastructure Development Corporation Limited	Construction
<b>Special Purpose Vehicles</b>		
40	Haridaspur Paradip Railway Company Limited, Bhubaneswar	Construction
41	Bharuch Dahej Rail Company Limited	Construction
42	Krishnapatnam Rail Company Limited	Construction
43	Kutch Railway Company Limited	Construction
44	AngulSukinda Railway limited	Construction
45	Pipavav Railway Corporation Limited	Construction
46	Hassan Mangalore Rail Development Corporation	Construction

**Annexure 3.2**  
**(Ref: Para 3.3)**  
**Total investment of the Government of India and Central Govt. Companies/ State Government Companies etc. in Equity of Railway Commercial Undertakings**  
**(₹ in crore)**

Name of the Railway Commercial Undertaking	2019-20						2020-21						2021-22						
	Total Equity	Central Govt.	CG Comp	State Govt.	SGC	FI and others	Total Equity	Central Govt.	CG Comp	State Govt.	SGC	FI and others	Total Equity	Central Govt.	CG Comp	State Govt.	SGC	FI and others	
Dedicated Freight Corridor Corporation Limited	14076.63	14076.63	0	0	0	0	14076.63	14076.63	0	0	0	0	14076.63	14076.63	0	0	0	0	-
Container Corporation of India Limited	304.65	166.94	0	0	0	137.71	304.65	166.94	0	0	0	137.71	304.65	166.94	0	0	0	0	137.71
Indian Railway Catering and Tourism Corporation Limited	160	139.84	0	0	0	20.16	160	107.84	0	0	0	52.16	160.00	107.84	0	0	0	0	52.16
Indian Railway Finance Corporation Limited	11880.5	11880.5	0	0	0	0	13068.50	11286.43	0	0	0	1782.07	13068.51	11286.44	0	0	0	0	1782.07
IRCON International Limited	94.05	83.88	0	0	0	10.17	94.05	68.83	0	0	0	25.22	188.10	68.83	0	0	0	0	119.27
Rail Vikas Nigam Limited	2085.02	1831.56	0	0	0	253.46	2085.02	1630.5	0	0	0	454.52	2085.02	1630.5	0	0	0	0	454.52
RailTel Corporation of India Limited	320.94	320.94	0	0	0	0	320.94	233.78	0	0	0	87.16	320.94	233.78	0	0	0	0	87.16
RITES Limited	250	180.05	0	0	0	69.95	240.3	173.5	0	0	0	66.8	240.30	173.5	0	0	0	0	66.8
Braithwaite and Company Limited	83.42	83.42	0	0	0	0	83.42	83.42	0	0	0	0	83.42	83.42	0	0	0	0	0
Burn Standard Company Limited	184.63	184.63	0	0	0	0	184.63	184.63	0	0	0	0	184.63	184.63	0	0	0	0	0
Kolkata Metro Rail Corporation Limited	1403	1400	0	0	0	3	1403	1403	0	0	0	0	3758.62	3758.62	0	0	0	0	0
Bharat Wagon and Engineering Company Limited	75.85	75.85	0	0	0	0	75.85	75.85	0	0	0	0	75.85	75.85	0	0	0	0	0
Konkan Railway Corporation Limited	5382	4748.86	0	633.14	0	0	5583.29	4855.7	0	0	0	727.59	5703.04	4936.88	0	766.16	0	0	0
Mumbai Rail Vikas Corporation Limited	25	12.75	0	12.25	0	0	25	12.75	0	0	12.25	0	25.00	12.75	0	12.25	0	0	0
Wagon India Limited	0	0	0	0	0	0	0	0	0	0	0	0	0	0	0	0	0	0	0
NRTU Foundation	1	1	0	0	0	0	1	1	0	0	0	0	1.00	1	0	0	0	0	0
<b>TOTAL</b>	<b>36326.69</b>	<b>35186.85</b>	<b>0</b>	<b>645.39</b>	<b>0</b>	<b>494.45</b>	<b>37706.28</b>	<b>34360.80</b>	<b>0</b>	<b>739.84</b>	<b>0</b>	<b>2605.64</b>	<b>40015.23</b>	<b>36537.13</b>	<b>0</b>	<b>778.41</b>	<b>0</b>	<b>2699.69</b>	<b>0</b>
Concor Air Limited	36.65	0	36.65	0	0	0	36.65	0	36.65	0	0	0	36.65	0	36.65	0	0	0	0
Fresh and Healthy Enterprises Limited	215.01	0	215.01	0	0	0	215.01	0	215.01	0	0	0	220.47	0	220.47	0	0	0	0
Punjab Logistics Infrastructure Limited	200	0	102	0	98	0	200	0	102	0	98	0	200	0	102	0	98	0	0
Sidecut Concor Infra Company Limited	100	0	74	0	26	0	100	0	74	0	26	0	100	0	74	0	26	0	0
IRCON PB Tollway Limited	165	0	165	0	0	0	165	0	165	0	0	0	165	0	165	0	0	0	0
IRCON Shivpuri Guna Limited	150	0	150	0	0	0	150	0	150	0	0	0	150	0	150	0	0	0	0

	Incorporated in January 2022										Accounts not due									
	164.05	0	164.05	0	0	0	164.05	0	164.05	0	173	0	173	0	173	0	173	0	0	0
IRCON Davangere Haveri Highway Limited	164.05	0	164.05	0	0	0	164.05	0	164.05	0	173	0	173	0	173	0	173	0	0	0
IRCON Vadodara Kim Expressway Limited	10	0	10	0	0	0	10	0	10	0	10	0	10	0	10	0	10	0	0	0
IRCON Infrastructure & Services Limited	65	0	65	0	0	0	65	0	65	0	65	0	65	0	65	0	65	0	0	0
IRCON Gurgaon Rewari Highway Limited	0	0	0	0	0	0	0.05	0	0.05	0	0.05	0	0.05	0	0.05	0	0.05	0	0	0
IRCON Haridwar Bypass Limited																				
IRCON Ludhiana Rupnagar Highway Limited											0.05	0	0.05	0	0.05	0	0.05	0	0	0
IRCON Akloli Shirsad Expressway Limited											0.05	0	0.05	0	0.05	0	0.05	0	0	0
IRCON Bhoj Morbe Expressway Limited																				
IRCON Renewable Power Limited																				
HSRC Infra Services Limited	0.11	0	0.11	0	0	0	0.11	0	0.11	0	0.11	0	0.11	0	0.11	0	0.11	0	0	0
Railtel Enterprises Limited	10	0	10	0	0	0	10	0	10	0	10	0	10	0	10	0	10	0	0	0
Railway Energy Management Company Limited	70	34.3	35.7	0	0	0	105	51.45	53.55	0	105	51.45	53.55	0	105	51.45	53.55	0	0	0
<b>TOTAL</b>	<b>1185.82</b>	<b>34.3</b>	<b>1027.52</b>	<b>0</b>	<b>124</b>	<b>0</b>	<b>1220.87</b>	<b>51.45</b>	<b>1045.42</b>	<b>0</b>	<b>124</b>	<b>0</b>	<b>1280.27</b>	<b>51.45</b>	<b>1104.82</b>	<b>0</b>	<b>124</b>	<b>0</b>	<b>0</b>	<b>0</b>
Indian Railway Station Development Corporation Limited	80	40	40	0	0	0	200	100	100	0	0	0	200	100	100	0	0	0	0	0
Surat Integrated Transportation Development	10	0	6.3	3.4	0	0.3	10	0	6.3	3.4	0	0.3	10	0	6.3	3.4	0	0.3	0	0
SAIL RITES Bengal Wagon Industries Limited	48	0	48	0	0	0	48	0	48	0	48	0	48	0	48	0	48	0	0	0
National High Speed Rail Corporation Limited	7580	7450	0	130	0	0	9580	8950	0	630	0	0	12930	10000	0	2930	0	0	0	0
Maharashtra Rail Infrastructure Development Corporation Limited	85.42	42.71	0	42.71	0	0	85.42	42.71	0	42.71	0	0	100	50	0	50	0	0	0	0
<b>TOTAL</b>	<b>7803.42</b>	<b>7532.71</b>	<b>94.3</b>	<b>176.11</b>	<b>0</b>	<b>0.3</b>	<b>9923.42</b>	<b>9092.71</b>	<b>154.3</b>	<b>676.11</b>	<b>0</b>	<b>0.3</b>	<b>13288</b>	<b>10150</b>	<b>154.3</b>	<b>2983.4</b>	<b>0</b>	<b>0.3</b>	<b>0</b>	<b>0</b>
Haridaspur Paradeep Railway Company Limited	1061.34	0	593.25	200.87	92.94	174.28	1187.37	0	673.16	200.87	92.92	220.42	1300	0	731.78	237.8	110	220.42	0	0
Bharuch Dahej Railway Company Limited	155.11	0	55	17.85	41.40	40.86	155.11	0	55	17.85	41.40	40.86	155.11	0	55	17.85	41.40	40.86	0	0
Krishnapatnam Rail Company Limited	625	0	476	35	0	114	625	0	476	35	0	114	625	0	476	35	0	114	0	0
Kutch Railway Company Limited	250	0	125	75	0	50	250	0	125	75	0	50	250	0	125	75	0	50	0	0
Angul Sukindia Railway Limited	600	0	345	132	63	60	778.68	0	460	174.64	84.01	60.03	783.7	0	459.95	179.70	84.02	60.03	0	0
Pipavav Railway Corporation Limited	196	98	0	0	0	98	196	98	0	0	0	98	196	98	0	0	0	98	0	0
Hassan Mangalore Rail Development Company Limited	112	45	0	38	7	22	112	45	0	38	7	22	112	45	0	38	7	22	0	0
<b>TOTAL</b>	<b>2999.45</b>	<b>143</b>	<b>1594.25</b>	<b>498.72</b>	<b>204.34</b>	<b>559.14</b>	<b>3304.16</b>	<b>143</b>	<b>1789.16</b>	<b>541.36</b>	<b>225.33</b>	<b>605.31</b>	<b>3421.81</b>	<b>143</b>	<b>1847.72</b>	<b>583.35</b>	<b>242.42</b>	<b>605.31</b>	<b>0</b>	<b>0</b>
<b>GRAND TOTAL</b>	<b>48315.38</b>	<b>42896.86</b>	<b>2716.07</b>	<b>1320.22</b>	<b>328.34</b>	<b>1053.89</b>	<b>52154.73</b>	<b>43647.96</b>	<b>2988.85</b>	<b>1957.31</b>	<b>349.33</b>	<b>3210.95</b>	<b>58005.31</b>	<b>46881.58</b>	<b>3106.85</b>	<b>4345.16</b>	<b>366.42</b>	<b>3305.30</b>	<b>0</b>	<b>0</b>

**Annexure-3.3**  
**(Ref: Para 3.3)**  
**Total Long Term Loans from Government of India and others (₹ in crore)**

Name of the Railway Commercial Undertaking	2019-20						2020-21						2021-22					
	Total LT loans	GoI	CG Cos	SG	SGC	FI and Others	Total LT loans	GoI	CG Cos	SG	SGC	FI and Others	Total LT loans	GoI	CG Cos	SG	SGC	FI and Others
Dedicated Freight Corridor Corporation Limited	22457	0	0	0	0	22457	27310	0	0	0	0	27310	33150.81	0	0	0	0	33150.81
Container Corporation of India Limited	0	0	0	0	0	0	0	0	0	0	0	0	0	0	0	0	0	0
Indian Railway Catering and Tourism Corporation Limited	0	0	0	0	0	0	0	0	0	0	0	0	0	0	0	0	0	0
Indian Railway Finance Corporation Limited	228251	0	0	0	0	228251	315493.65	0	0	0	0	315493.65	382509.88	0	0	0	0	382509.88
IRCON International Limited	1846	0	1846	0	0	0	1231	0	0	0	0	1231	615.31	0	615.31	0	0	0
Rail Vikas Nigam Limited	4257	0	4257	0	0	0	5672	0	5672	0	0	0	6315.43	0	6315.43	0	0	0
RailTel Corporation of India Limited	0	0	0	0	0	0	0	0	0	0	0	0	0	0	0	0	0	0
RITES Limited	0	0	0	0	0	0	0	0	0	0	0	0	0	0	0	0	0	0
Braithwaite and Company Limited	10	10	0	0	0	0	10	10	0	0	0	0	0	0	0	0	0	0
Burn Standard Company Limited	0	0	0	0	0	0	0	0	0	0	0	0	0	0	0	0	0	0
Kolkata Metro Rail Corporation Limited	4519	2384	0	96	0	2039	6989	3525	0	0	0	3464	4697.34	1127.15	0	0	0	3570.19
Bharat Wagon and Engineering Company Limited	144	144	0	0	0	0	24	24	0	0	0	0	0	0	0	0	0	0
Konkan Railway Corporation Limited	2332	0	0	0	0	2332	2681	0	0	0	0	2681	3151.29	235	0	0	0	2916.29
Mumbai Rail Vikas Corporation Limited	0	0	0	0	0	0	0	0	0	0	0	0	0	0	0	0	0	0
Wagon India Limited (Defunct)	0	0	0	0	0	0	0	0	0	0	0	0	0	0	0	0	0	0
NRTU Foundation	0	0	0	0	0	0	0	0	0	0	0	0	0	0	0	0	0	0
<b>TOTAL</b>	<b>263816</b>	<b>2538</b>	<b>6103</b>	<b>96</b>	<b>0</b>	<b>255079</b>	<b>359410.65</b>	<b>3559</b>	<b>5672</b>	<b>0</b>	<b>0</b>	<b>350179.65</b>	<b>430440.06</b>	<b>1362.15</b>	<b>6930.74</b>	<b>0</b>	<b>0</b>	<b>422147.170</b>
Concor Air Limited	0	0	0	0	0	0	0	0	0	0	0	0	0	0	0	0	0	0
Fresh and Healthy Enterprises Limited	0	0	0	0	0	0	0	0	0	0	0	0	0	0	0	0	0	0
Punjab Logistics Infrastructure Limited	64	0	0	0	0	64	57	0	0	0	0	57	50.91	-	-	-	-	50.91
Sidecul Concor Infra Company Limited	0	0	0	0	0	0	0	0	0	0	0	0	0	0	0	0	0	0
IRCON PB Tollway Limited	379	0	379	0	0	0	297	0	297	0	0	0	209.78	0	209.78	0	0	0
IRCON Shivpuri Guna Limited	541	0	541	0	0	0	490	0	490	0	0	0	493.06	0	0	0	0	493.06



**Annexure 3.4  
(Ref: Para 3.3)**

**Profitability of Railway Commercial Undertakings(₹ in crore)**

Sl. No.	Name of the Railway Commercial Undertaking	2019-20	2020-21	2021-22
<b>Railway Companies</b>				
1	Indian Railway Finance Corporation Limited	3692.42	4416.13	6089.83
2	Rail Vikas Nigam Limited	789.86	940.55	1087.21
3	RITES Limited	596.39	424.35	497.1
4	Indian Railway Catering and Tourism Corporation Limited	513.11	189.9	663.69
5	IRCON International Limited	489.79	404.56	544.32
6	Container Corporation of India Limited	375.78	503.33	1062.34
7	Rail Tel Corporation of India Limited	138.35	140.41	208.34
8	Burn Standard Company Limited	47	-0.14	<b>Dissolved</b>
9	Braithwaite and Company Limited	19.78	24.72	42.42
10	Mumbai Rail Vikas Corporation	19.6	23.25	7.57
11	Konkan Railway Corporation Limited	3.84	-365.26	-135.08
12	NRTU Foundation	0.38	0.001	0.22
13	Bharat Wagon and Engineering Limited	9.25	95.58	<b>Dissolved</b>
14	Dedicated Freight Corridor Corporation Limited	-90.52	112.45	-16.15
15	Kolkata Metro Rail Corporation	-236.92	0	0.06
16	Wagon India Limited	0	0	<b>Under Liquidation</b>
<b>TOTAL Railway Companies</b>		<b>6368.11</b>	<b>69006.96</b>	<b>10051.87</b>
17	Railway Energy Management Company Limited	35.02	24.13	45.32
18	IRCON Infrastructure & Services Limited	11.51	5.75	5.3
19	Concor Air Limited	7.2	-2.93	-9.65
20	Sidcul Concor Infra Company Limited	6.6	-0.29	0.21
21	Railtel Enterprises Limited	2.7	2.05	1.3
22	Punjab Logistics Infrastructure Limited	0.95	-9.13	-5.93
23	IRCON Davanagere Haveri Highway Limited	0.77	0.65	5.87
24	IRCON Vadodra Kim Expressway Limited	0.24	0.28	60.16
25	HSRC Infra Limited	0.04	-0.21	1.91
26	Fresh and Healthy Enterprises Limited	-6.45	-4.84	-3.73
27	IRCON PB Tollway Limited.	-17.18	-21.38	-24.62
28	IRCON Shivpuri Guna Tollway Limited.	-30.83	-14.06	-12.05
29	IRCON Gurgaon Rewari Highway Limited	-	0.01	0.01
30	IRCON Haridwar Bypass Limited	Incorporated in January 2022		Accounts not due
31	IRCON Ludhiana Rupnagar Highway Limited	Incorporated in December 2021		0
32	IRCON Akloli Shirsad Expressway Limited	Incorporated in December 2021		0
33	IRCON Bhoj Morbe Expressway Limited	Incorporated in January 2022		Accounts not due
34	IRCON Renewable Power Limited	Incorporated in January 2022		Accounts not due
<b>TOTAL Subsidiaries</b>		<b>10.57</b>	<b>-19.97</b>	<b>64.10</b>

35	National High Speed Rail Corporation Limited	55.92	22.43	83.93
36	SAIL RITES Bengal Wagon Industries Limited	15.53	2.48	1.62
37	Indian Railway Stations Development Corporation Limited	3.07	5.06	1.34
38	Surat Integrated Transportation Development Corporation Limited	0.41	0.2	0.24
39	Maharashtra Rail Infrastructure Development Corporation Limited	-0.38	1.27	3.41
<b>TOTAL JVs</b>		<b>74.55</b>	<b>31.44</b>	<b>90.54</b>
40	Pipavav Railway Corporation Limited	82.27	26.02	10.55
41	Kutch Railway Company Limited	30.22	222.74	137.44
42	Hassan Mangalore Rail Development Corporation	21.48	-32.04	-39.99
43	Haridaspur Paradip Railway Company Limited, Bhubanaswer	0.49	38.83	31.2
44	Angul Sukinda Railway Limited	0.28	0.7	0.53
45	Bharuch Dahej Rail Company Limited	-10.79	-1.56	29.06
46	Krishnapatnam Railway Company Limited	-48.59	-106.82	-115.82
<b>TOTAL SPVs</b>		<b>75.36</b>	<b>147.87</b>	<b>52.97</b>
<b>GRAND TOTAL</b>		<b>6528.59</b>	<b>7066.30</b>	<b>10259.48</b>



**Annexure 3.5**  
**(Ref: Para 3.4, 3.4.1 & 3.4.3)**  
**Payment of dividend by Railway Commercial Undertakings during 2020-21 and 2021-22 (₹ in crore)**

Sl. No.	Name of the Commercial Undertaking	2021-22		2020-21		2019-20		
		Profit	Dividend	Profit	Dividend	Profit	Dividend	
<b>Railway Companies</b>								
1	Dedicated Freight Corridor Corporation Limited	-16.15	0	112.45	0	-90.52	0	
2	Container Corporation of India Limited	1062.34	548.36	503.33	304.65	375.78	228	
3	Indian Railway Catering and Tourism Corporation Limited	663.69	280	187.03	80	513.11	200	
4	Indian Railway Finance Corporation Limited	6089.83	1829.59	4416.13	1372.2	3692.42	500	
5	IRCON International Limited	544.32	333.89	404.56	221.02	489.79	223.38	
6	Rail Vikas Nigam Limited	1087.21	381.56	940.55	329.43	789.86	237.69	
7	Rail Tel Corporation of India Limited	208.34	77.02	140.41	70.6	138.35	68.06	
8	RITES Limited	497.1	421	424.35	366.27	596.39	330	
9	Braithwaite and Company Limited	42.42	-	24.72	0	19.78	0	
10	Burn Standard Company Limited	0	0	-0.14	0	47	0	
11	Kolkata Metro Rail Corporation	0.06	0	0	0	-236.92	0	
12	Bharat Wagon and Engineering Limited	0	0	95.58	0	9.25	0	
13	Konkan Railway Corporation Limited	-135.08	0	-365.26	0	3.84	0	
14	Mumbai Rail Vikas Corporation	7.57	0	23.25	0	19.6	0	
15	Wagon India Limited.(Defunct)	<b>Under Liquidation</b>						
16	NRTU Foundation	0.22	0	0	0	0.38	0	
	<b>TOTAL</b>	<b>10051.86</b>	<b>3871.42</b>	<b>6906.96</b>	<b>2744.17</b>	<b>6368.11</b>	<b>1787.13</b>	
17	CONCOR Air Limited	-9.65	0	-2.93	0	7.2	23.86	
18	Fresh and Healthy Enterprises Limited	-3.73	0	-4.84	0	-6.45	0	
19	Punjab Logistics Infrastructure Limited	-5.93	0	-9.13	0	0.95	0	
20	Sidcul Concor Infra Company Limited	0.21	0	-0.29	0	6.6	0	
21	IRCON PB Tollway Limited	-24.62	0	-21.38	0	-17.18	0	
22	IRCON Shivpuri Guna Tollway Limited	-12.05	0	-14.06	0	-30.83	0	
23	IRCON Davanagere Haveri Highway Limited	5.87	0	0.65	0	0.77	0	
24	IRCON Vadodra Kim Expressway Limited	60.16	0	0.28	0	0.24	0	

25	IRCON Infrastructure & Services Limited	5.3	0	5.75	0	11.51	0
26	IRCON Haridwar Bypass Limited	0	0	0	0	0	0
27	IRCON Ludhiana Rupnagar Highway Limited	0	0	0	0	0	0
28	IRCON Bhoj Morbe Expressway Limited	0	0	0	0	0	0
29	IRCON Renewable Power Limited	0	0	0	0	0	0
30	IRCON Akloli Shirsad Expressway Limited	0	0	0	0	0	0
31	IRCON Gurgaon Rewari Highway Limited	0.01	0	0.01	0	0	0
32	HSRC Infra Services Limited	1.91	0	-0.21	0	0.04	0
33	Railtel Enterprises Limited	1.3	0	2.05	0	2.7	0
34	Railway Energy Management Company Limited	45.32	9	24.13	10.50	35.02	12.41
	<b>TOTAL</b>	<b>64.1</b>	<b>9</b>	<b>-19.97</b>	<b>10.50</b>	<b>10.57</b>	<b>36.27</b>
35	Indian Railway Stations Development Corporation Limited	1.34	0	5.06	0	3.07	0
36	Surat Integrated Transportation Development Corporation Limited	0.24	0	0.2	0	0.41	0
37	SAIL RITES Bengal Wagon Industries Limited	1.62	0	2.48	0	15.53	0
38	National High Speed Rail Corporation Limited	83.93	0	22.43	0	55.92	0
39	Maharashtra Rail Infrastructure Development Corporation Limited	3.41	0	1.27	0	-0.38	0
	<b>TOTAL</b>	<b>90.54</b>	<b>0</b>	<b>31.44</b>	<b>0</b>	<b>74.55</b>	<b>0</b>
40	Haridaspur Paradip Railway Company Limited	31.2	13	38.83	0	0.49	0
41	Bharuch Dahej Rail Company Limited	29.06	0	-1.56	0	-10.79	0
42	Krishnapatnam Rail Company Limited	-115.82	0	-106.82	0	-48.59	0
43	Kutch Railway Company Limited	137.44	20	222.74	35	30.22	40
44	Angul Sukinda Railway Limited	0.53	0	0.7	0	0.28	0
45	Pipavav Railway Corporation Limited	10.55	0	26.02	9.8	82.27	9.8
46	Hassan Mangalore Rail Development Corporation	-39.99	0	-32.04	0	21.48	0
	<b>TOTAL</b>	<b>52.97</b>	<b>33</b>	<b>147.87</b>	<b>44.80</b>	<b>75.36</b>	<b>49.80</b>
	<b>Grant Total</b>	<b>10259.47</b>	<b>3913.42</b>	<b>7066.30</b>	<b>2799.47</b>	<b>6528.59</b>	<b>1873.20</b>

## Annexure – 3.6

(Ref: Para 3.4.3.1)

## Details of dividend due and paid by various Railway Companies in 2021-22

(₹ in crore)

Sl. No	Name of the Company	Dividend paid	30 per cent of PAT	5 per cent of Net Worth	Dividend to be paid	Shortfall
1	Dedicated Freight Corridor Corporation Limited (DFCCIL)	0	-4.85	799.74	NA	NA
2	Container Corporation of India Limited (CONCOR)	548.363	318.70	538.87	538.86	-
3	Indian Railway Catering and Tourism Corporation Limited (IRCTC)	280	199.11	94.19	199.11	-
4	Indian Railway Finance Corporation Limited (IRFC)	1829.59	1826.95	2049.82	2049.81	220.22
5	IRCON International Limited (IRCON)	333.89	163.30	231.05	231.05	-
6	Rail Vikas Nigam Limited (RVNL)	381.56	326.16	281.57	326.16	-
7	Rail Tel Corporation of India Limited (RAILTEL)	77.02	62.50	75.80	75.80	-
8	RITES Limited (RITES)	421	149.13	119.96	149.13	-
9	Braithwaite and Company Limited	0	12.73	7.53	NA	NA
10	Burn Standard Company Limited	0	0	0	NA	NA
11	Kolkata Metro Rail Corporation	0	0.02	187.93	NA	NA
12	Bharat Wagon and Engineering Limited	0	0.00	0.00	NA	NA
13	Konkan Railway Corporation Limited	0	-40.52	72.94	NA	NA
14	Mumbai Rail Vikas Corporation	0	NA	NA	NA	NA
15	NRTU Foundation	0	0.07	0.06	0.07	0.07
16	Wagon India Limited.(Defunct)	0	0	0	NA	NA
17	CONCOR Air Limited	0	-2.90	1.21	NA	NA
18	Fresh and Healthy Enterprises Limited	0	-1.12	1.66	NA	NA
19	Punjab Logistics Infrastructure Limited	0	-1.78	8.03	NA	NA
20	Sidcul Concor Infra Company Limited	0	0.06	4.51	4.51	4.51
21	IRCON PB Tollway Limited	0	-7.39	8.47	NA	NA
22	IRCON Shivpuri Guna Tollway Limited	0	-3.62	3.09	NA	NA
23	IRCON Davanagere Haveri Highway Limited	0	1.76	9.85	9.85	9.85
24	IRCON Vadodra Kim Expressway Limited	0	18.05	12.00	18.05	18.05
25	IRCON Infrastructure & Services Limited	0	1.59	8.25	8.5	8.5
26	IRCON Haridwar Bypass Limited	0	Accounts Not due			
27	IRCON Ludhiana Rupnagar Highway Limited	0	0	0	NA	NA
28	IRCON Bhoj Morbe Expressway Limited	0	Accounts Not due			
29	IRCON Renewable Power Limited	0	Accounts Not due			
30	IRCON Akloli Shirsad Expressway Limited	0	0	0	NA	NA
31	HSRC Infra Services Limited	0	0.57	2.34	2.34	2.34
32	Railtel Enterprises Limited	0	0.39	1.07	1.07	1.07

Sl. No	Name of the Company	Dividend paid	30 per cent of PAT	5 per cent of Net Worth	Dividend to be paid	Shortfall
33	Railway Energy Management Company Limited	9	13.60	10.81	13.60	4.6
34	IRCON Gurgaon Rewari Highway Limited	0	0.00	0.92	0.92	0.92
35	Indian Railway Stations Development Corporation Limited	0	0.40	15.00	15.00	15.00
36	Surat Integrated Transportation Development Corporation Limited	0	0.07	0.39	0.39	0.39
37	SAIL RITES Bengal Wagon Industries Limited	0	0.49	3.08	3.08	3.08
38	National High Speed Rail Corporation Limited	0	25.18	667.60	667.60	667.60
39	Maharashtra Rail Infrastructure Development Corporation Limited	0	1.02	5.44	5.44	5.44
40	Haridaspur Paradip Railway Company Limited	13	9.36	67.91	67.91	54.91
41	Bharuch Dahej Rail Company Limited	0	8.72	10.71	10.71	10.71
42	Krishnapatnam Rail Company Limited	0	-34.75	21.55	NA	NA
43	Kutch Railway Company Limited	5	41.23	96.28	96.28	91.28
44	Angul Sukinda Railway Limited	0	0.16	43.33	43.33	43.33
45	Pipavav Railway Corporation Limited	0	3.17	33.42	33.40	33.40
46	Hassan Mangalore Rail Development Corporation	0	-12.00	15.38	NA	NA

**Annexure 3.7**  
**(Ref: Para 3.5)**

**Market Capitalisation of Railway Commercial Undertakings**

Railway Commercial Undertakings	As on 31 March 2020		As on 31 March 2021		As on 31 March 2022		
	Market Price (₹/share)	Market Capitalisation (₹ in crore)	Market Price (₹/share)	Market Capitalisation (₹ in crore)	Market Price (₹/share)	No. of Shares (Number)	
						Market Capitalisation (₹ in crore)	
Container Corporation of India Limited	331.45	20,195.06	597.25	36,390.10	672.4	609294348	40968.95
Indian Railway Catering and Tourism Corporation Limited	982.00	15,718.00	1757.00	28,112	774.6	800000000	61968
RITES Limited	246.00	6,148.75	240.65	5,782.82	262.8	240301887	6315.13
IRCON International Limited	381.00	3,585.00	88.30	4,152.75	39.75	940515740	3738.55
Rail Vikas Nigam Limited	13.00	2,689.68	29.10	6,067.41	32.7	2085020100	6818.02
RailTel Corporation of India Limited	NA	NA	126.80	4,069.01	84.1	320938407	2699.09
Indian Railway Finance Corporation Limited	NA	NA	22.95	29,9992.23	21.45	13068506000	28031.95
<b>Total</b>		<b>48,336.49</b>		<b>114,566.32</b>			<b>150539.69</b>

## Annexure 3.8

(Ref: Para 3.3 &amp; 3.6.3)

## Return on Equity of Railway Commercial Undertakings

Sl. No	Name of the Railway Commercial Undertaking	2019-20			2020-21			2021-22		
		Networth (₹ in crore)	Profit (₹ in crore)	RoE (per cent)	Networth (₹ in crore)	Profit (₹ in crore)	RoE (per cent)	Networth (₹ in crore)	Profit (₹ in crore)	RoE (per cent)
1	Dedicated Freight Corridor Corporation Limited	14256.29	-90.52	-0.63	14370.56	112.45	0.78	15994.75	-16.15	-0.10
2	Container Corporation of India Limited	10064.74	375.78	3.73	10203.74	503.33	4.93	10777.3	1062.34	9.86
3	Indian Railway Catering and Tourism Corporation Limited	1313.82	513.11	39.05	1455.81	187.03	12.84	1883.88	663.69	35.23
4	Indian Railway Finance Corporation Limited	30962.43	3692.42	11.93	35913.38	4416.13	12.30	40996.34	6089.83	14.85
5	IRCON International Limited	4161.14	489.79	11.77	4406.48	404.56	9.18	4620.96	544.32	11.78
6	Rail Vikas Nigam Limited	4499.77	789.86	17.55	4965.58	940.55	18.94	5631.41	1087.21	19.31
7	Rail Tel Corporation of India Limited	1361.28	138.35	10.16	1402.73	140.41	10.01	1516.02	208.34	13.74
8	RITES Limited	2576.62	596.39	23.15	2321.93	424.35	18.28	2399.26	497.1	20.72
9	Braithwaite and Company Limited	83.45	19.78	23.7	108.17	24.72	22.85	150.59	42.42	28.17
10	Burn Standard Company Limited	497.38	47	9.45	497.24	-0.14	-0.03	0	0	0.00
11	Kolkata Metro Rail Corporation	1185.08	-236.92	-19.99	1403	0	0	3758.62	0.06	0.00
12	Bharat Wagon and Engineering Limited	-89.99	9.25	-10.28	5.58	95.58	1712.9	0	0	0.00
13	Konkan Railway Corporation Limited	1919.58	3.84	0.2	1570.18	-365.26	-23.26	1458.67	-135.08	-9.20
14	Mumbai Rail Vikas Corporation Limited	244.34	19.6	8.02	242.31	23.25	9.60	237.74	7.57	3.19
15	Wagon India Limited.(Defunct)	0	0	0	0	0	0	0	0	0.00
16	NRTU Foundation	0.99	0.38	38.38	1	0.001	0.1	1.22	0.22	18.03
	<b>Total</b>	<b>73036.92</b>	<b>6368.11</b>	<b>8.71</b>	<b>78867.69</b>	<b>6906.96</b>	<b>8.75</b>	<b>89426.76</b>	<b>10051.87</b>	<b>11.24</b>
17	CONCOR Air Limited	36.84	7.2	19.54	33.91	-2.93	-8.64	24.24	-9.65	-39.81
18	Fresh and Healthy Enterprises Limited	36.39	-6.45	-17.72	31.56	-4.84	-15.34	33.29	-3.73	-11.20

Sl. No	Name of the Railway Commercial Undertaking	2019-20			2020-21			2021-22		
		Networth (₹ in crore)	Profit (₹ in crore)	RoE (per cent)	Networth (₹ in crore)	Profit (₹ in crore)	RoE (per cent)	Networth (₹ in crore)	Profit (₹ in crore)	RoE (per cent)
		19	Punjab Logistics Infrastructure Limited	175.79	0.95	0.54	166.65	-9.13	-5.48	160.69
20	Sidcul Concor Infra Company Limited	90.37	6.6	7.3	90.08	-0.29	-0.32	90.28	0.21	0.23
21	IRCON PB Tollway Limited	149.62	-17.18	-11.48	128.24	-21.38	-16.67	169.41	-24.62	-14.53
22	IRCON Shivpuri Guna Tollway Limited	87.82	-30.83	-35.11	73.75	-14.06	-19.06	61.7	-12.05	-19.53
23	IRCON Davanagere Haveri Highway Limited	167.6	0.77	0.46	168.25	0.65	0.39	196.92	5.87	2.98
24	IRCON Vadodara Kim Expressway Limited	136.06	0.24	0.18	136.34	0.28	0.21	239.9	60.16	25.08
25	IRCON Infrastructure & Services Limited	153.89	11.51	7.48	159.64	5.75	3.6	164.94	5.3	3.21
26	HSRC Infra Services Limited	0.13	0.04	30.77	2.42	-0.21	-8.68	46.71	1.91	4.09
27	Railtel Enterprises Limited	18.04	2.7	14.97	20.09	2.05	10.2	21.39	1.3	6.08
28	Railway Energy Management Company Limited	166.28	35.02	21.06	179.91	24.13	13.41	216.24	45.32	20.96
29	IRCON Haridwar Bypass Limited	0	0	0	0	0	0	0	0	0
30	IRCON Bhoj Morbe Expressway Limited	0	0	0	0	0	0	0	0	0
31	IRCON Renewable Power Limited	0	0	0	0	0	0	0	0	0
32	IRCON Ludhiana Rupnagar Highway Limited	0	0	0	0	0	0	0.05	0	0
33	IRCON Akkoli Shirsad Highway Limited	0	0	0	0	0	0	0.05	0	0
34	IRCON Gurgaon Rewari Highway Limited				0.06	0.01	1.67	18.40	-0.01	0
	<b>Total</b>	<b>1218.83</b>	<b>10.57</b>	<b>0.87</b>	<b>1190.9</b>	<b>-19.97</b>	<b>-1.68</b>	<b>1444.21</b>	<b>64.08</b>	<b>4.44</b>
35	Indian Railway Stations Development Corporation Limited	95	3.07	3.16	219.56	5.06	2.3	300.02	1.34	0.45
36	Surat Integrated Transportation Development Corporation Limited	7.28	0.41	5.63	7.48	0.2	2.67	7.73	0.24	3.10
37	SAIL RITES Bengal Wagon Industries Limited	57.54	15.53	26.99	60.02	2.48	4.13	61.63	1.62	2.63
38	National High Speed Rail Corporation Limited	7700.74	55.92	0.73	10721.34	22.43	0.21	13352	83.93	0.63
39	Maharashtra Rail Infrastructure Development Corporation Limited	92.86	-0.38	-0.41	101.43	1.27	1.25	108.71	3.41	3.14

Sl. No	Name of the Railway Commercial Undertaking	2019-20			2020-21			2021-22		
		Networth (₹ in crore)	Profit (₹ in crore)	RoE (per cent)	Networth (₹ in crore)	Profit (₹ in crore)	RoE (per cent)	Networth (₹ in crore)	Profit (₹ in crore)	RoE (per cent)
	<b>Total</b>	<b>7953.42</b>	<b>74.55</b>	<b>0.94</b>	<b>11109.83</b>	<b>31.44</b>	<b>0.28</b>	<b>13830.09</b>	<b>90.54</b>	<b>0.65</b>
40	Haridaspur Paradip Railway Company Limited, Bhubaneswar	1064.58	0.49	0.05	1227.43	38.83	3.16	1358.27	31.2	2.30
41	Bharuch Dahej Rail Company Limited	186.72	-10.79	-5.78	185.15	-1.56	-0.84	214.22	29.06	13.57
42	Krishnapatnam Rail Company Limited	653.72	-48.59	-7.43	546.9	<b>-106.82</b>	-19.53	431.08	-115.82	-26.87
43	Kutch Railway Company Limited	1605.54	30.22	1.88	1793.32	222.74	12.42	1925.5	137.44	7.14
44	Angul Sukinda Railway Limited	724.69	0.28	0.03	861.41	0.70	0.08	<b>867.07</b>	0.53	0.06
45	Pipavav Railway Corporation Limited	641.52	82.27	12.82	657.77	26.02	3.96	668.31	10.55	1.58
46	Hassan Mangalore Rail Development Corporation	379.64	21.48	5.65	347.6	-32.04	-8.81	307.60	-39.99	-13.00
	<b>Total</b>	<b>4531.72</b>	<b>75.36</b>	<b>1.66</b>	<b>5619.58</b>	<b>147.87</b>	<b>2.63</b>	<b>5772.05</b>	<b>52.97</b>	<b>0.92</b>
	<b>Grand Total</b>	<b>86740.89</b>	<b>6528.59</b>	<b>7.45</b>	<b>96788</b>	<b>7066.30</b>	<b>7.30</b>	<b>110473.11</b>	<b>10259.48</b>	<b>9.29</b>

Source : Profit after Tax has been taken from P&L Account and Net Worth from Balance Sheet of the respective Railway Commercial Undertakings



**Annexure-3.9**  
**(Ref: Para 3.6.1, 3.6.2 & 3.6.4)**

**Ratio Analysis of Railway Commercial Undertakings**

Sr. No.	Name of Companies	Current Ratio		Return on capital employed		Earnings per share	
		2020-21	2021-22	2020-21	2021-22	2020-21	2021-22
1	Indian Railway Finance Corporation Limited	0.66	0.97	4.45	4.76	3.66	4.66
2	Dedicated Freight Corridor Corporation Limited	0.08	0.19	0.01	0.02	7.99	(1.15)
3	Container Corporation of India Limited	2.46	2.62	7.4	12.8	8.26	17.44
4	Rail Vikas Nigam Limited	3.98	2.11	0.15	0.16	4.51	5.21
5	IRCON International Limited	1.22	1.32	0.09	0.12	4.30	5.79
6	RITES Limited	2.90	3.85	25	29	17.22	20.69
7	Konkan Railway Corporation Limited	1.02	1.07	(5.40)	0.92	(267.85)	(86.41)
8	Rail Tel Corporation of India Limited	1.47	1.30	13.96	18.38	4.37	6.49
9	Indian Railway Catering and Tourism Corporation Limited	1.76	1.87	0.18	0.47	2.34	8.30
10	Kolkata Metro Rail Corporation	0.20	0.86	0	0	0	0
11	Burn Standard Company Limited	<b>Dissolved</b>					
12	Mumbai Rail Vikas Corporation	9.08	3.25	9.68	3.22	930.10	302.90
13	Braithwaite and Company Limited	1.55	1.68	0.26	0.30	296.36	508.46
14	NRTU Foundation	1.07	0.96	NA	NA	0	2.24
15	Bharat Wagon and Engineering Limited	<b>Dissolved</b>					
16	Wagon India Limited	<b>Under Liquidation</b>					
17	Punjab Logistics Infrastructure Limited	0.82	0.41	(0.03)	(0.021)	0.46	0.30
18	IRCON Davanagere Haveri Highway Limited	2.29	2.74	0.06	0.07	0.04	0.35
19	Railway Energy Management Company Limited	3.20	6.56	16.71	25.44	2.30	4.32
20	IRCON Infrastructure & Services Limited	2.03	1.81	0.17	0.15	0.88	0.82
21	IRCON PB Tollway Limited	0.60	0.58	6.36	0.24	(1.30)	(1.49)
22	IRCON Vadodara Kim Expressway Limited	4.66	0.73	0.03	0.16	0.28	60.16
23	Sidcul Concor Infra Company Limited	2.43	3.56	0.03	0.02	(0.03)	0.02
24	IRCON Shivpuri Guna Tollway Limited.	0.17	0.10	(3.08)	(1.12)	(0.94)	(0.80)
25	IRCON Gurgaon Rewari Highway Limited	1.37	2.93	0.70	0	2.09	(2.21)

Sr. No.	Name of Companies	Current Ratio		Return on capital employed		Earnings per share			
		2020-21	2021-22	2020-21	2021-22	2020-21	2021-22		
26	IRCON Haridwar Bypass Limited	Accounts Not Due							
27	IRCON Ludhiana Rupnagar Highway Limited	NA	11.21	NA	0	NA	0		
28	IRCON Akloli Expressway Limited	NA	1.44	NA	0	NA	-0.12		
29	IRCON Bhoj Mobe Expressway Limited	Accounts Not Due							
30	IRCON Renewable Power Limited	Accounts Not Due							
31	CONCOR Air Limited	1.06	0.75	(0.06)	(0.22)	(0.80)	(2.63)		
32	Fresh and Healthy Enterprises Limited	1.28	1.47	(0.16)	(0.11)	(0.22)	(0.17)		
33	Railtel Enterprises Limited	1.32	1.34	0.13	0.08	2.05	1.30		
34	High Speed Rail Corridor Corporation Limited	1.84	59.38	(0.08)	0.05	(19.71)	0.99		
35	National High Speed Rail Corporation Limited	3.57	1.95	0	NA	2.67	7.01		
36	Indian Railway Stations Development Corporation Limited	3.98	4.35	(0.01)	(0.06)	0.36	0.07		
37	Maharashtra Rail Infrastructure Development Corporation Limited	1.04	0.77	0.02	0.02	0.15	0.38		
38	SAIL RITES Bengal Wagon Industries Limited	NA	-	0	6.03	0.52	0.34		
39	Surat Integrated Transportation Development Corporation Limited	490.05	966.71	5.80	4.31	0.20	0.24		
40	Kutch Railway Company Limited	0.04	0.41	(0.30)	(0.15)	9.00	5.50		
41	Haridaspur Paradip Railway Company Limited Bhubaneswar	19.97	12.62	0.03	0.04	0.36	0.25		
42	Angul Sukinda Railway Limited	0.51	1.23	0	0.03	0.01	0.01		
43	Krishnapatnam Rail Company Limited	0.11	0.11	0.03	0.08	(1.71)	(1.85)		
44	Pipavav Railway Corporation Limited	6.51	9.55	5.8	2.5	1.33	0.54		
45	Hassan Mangalore Rail Development Corporation	5.19	2.74	(7.48)	(11.31)	(2.86)	(3.57)		
46	Bharuch Dahej Rail Company Limited	5.53	6.74	0.02	0.06	-0.10	1.87		

**Annexure – 4.1  
(Ref: Para 4.4.2)**

**Statement showing the Zonal-wise Position of Departmental Balances shown under the  
Head 8671-105 of Account Current (March) over Indian Railways**

(₹ in crore)

S. No.	Railway	Year	Receipts	Outgoing	Transactions during the year	Remarks, if any
			8671-105 Departmental Balances	8671-105 Departmental Balance		
1	2	3	4	5	6	7
1	IR	2017-18	665.34	770.05	-104.71	....
		2018-19	829.42	1412.89	-583.47	....
		2019-20	1134.48	556.71	777.77	....
		2020-21	556.66	653.08	-96.42	....
		2021-22	653.08	578.74*	74.34	....

**Source:- Account Current (end of the March)**

\* As per Annexure -4.8. Other figure under Column 4 and 5 as per reply of MoR.

**Annexure – 4.2  
(Ref: Para 4.4.2)**

**Statement showing the Unit-wise Position of Departmental Balances under the Head 8671-105 over Indian Railways (Unit-wise)**

ZR/PU	Name of Cash Office/Unit	Year	Opening Balance Lying as per Bill Account Register	Closing Balance Lying as per Bill Account Register	Transaction During the year	Details of Transactions during the year	Year in which noticed (amount is irrecoverable)	Remarks, if any
1	2	3	4	5	6	7	8	9
SER	Sr.DEM/KGP	2017-18	744621106	749958861	-5337755	NAV	NAP	At KGP Cash Book was maintained manually till 31st March 2019. Owing to change in system from manual to IPAS from 01.04.2019, the total Traffic Earnings and Miscellaneous Cash started reflecting in the credit side on the same day in place of being shown as un-encashed amount as outstanding (Closing Balance) in the manual system.
	Sr.DEM/Adra	2017-18	53575	23305	30270	NAV	NAP	
	Sr.DEM/CKP	2017-18	1402781772	1461083335	-58301563	NAV	NAP	
	Dy. FA&CAO/G/ GRC	2017-18	927355851	927309038	46813	NAV	NAP	
SER	<b>TOTAL</b>	<b>2017-18</b>	<b>3074812304</b>	<b>3138374539</b>	<b>-63562235</b>	<b>NAV</b>	<b>NAP</b>	
	SC PAY OFFICE	2017-18	989830	989830	0	0	NAP	Appearing since introduction of IPAS
	BZA PAY OFFICE	2017-18	-9200	-9200	0	0	NAP	Appearing since introduction of IPAS
	GTL PAY OFFICE	2017-18	0	-60120	NMA	0	NAP	Appearing since introduction of IPAS
	GNT PAY OFFICE	2017-18	0	4000	NMA	NMA	NAP	Appearing since introduction of IPAS
	RYP, W-SHOP PAY OFFICE	2017-18	0	2000	NMA	NMA	NAP	Wrong Deposit of enhanced Cash Imprest vide co6 N0.09170117000113 dt.28.04.2017
SCR	CON/NEED PAY OFFICE	2017-18	200	200	NMA	NMA	NAP	Appearing since introduction of IPAS by default
	<b>TOTAL</b>	<b>2017-18</b>	<b>980830</b>	<b>926710</b>	<b>0</b>	<b>0</b>		
ECR	ECR/Hqr	2017-18	437095348	633262993	-196167645	...	NAP	Amount lying at the end of year.
	Sr.DEM/SEE	2017-18	191	-7	198	NMA	NAP	Amount lying at the end of year.
	Sr.DEM/DHN	2017-18	6332	0	6332	...	NAP	Amount lying at the end of year.
	Sr.DEM/SPJ	2017-18	3584224	1800	3582424	...	NAP	Amount lying at the end of year.
	WAO/WS/HRK	2017-18	0	0	0	...	NAP	Amount lying at the end of year.
ECR	<b>TOTAL</b>	<b>2017-18</b>	<b>440686095</b>	<b>633264786</b>	<b>-192578691</b>	<b>...</b>		
	CR/HQ	2017-18	3585044.46	17310208.46	-13725164	NAV	NAV	....
	Sr.DEM/BB	2017-18	35812183	35812183	0	NAV	NAV	....
	Const. CSMT	2017-18	465787	465787	0	NAV	NAV	....
CR	DC-AC CONVERSION	2017-18	43237	43237	0	NAV	NAV	....
	WAO/ MTN	2017-18	7129686.77	7129686.77	0	NAV	NAV	....
	WAO/ PR	2017-18	13188993.4	13188993.4	0	NAV	NAV	....
	Sr. DFM/ NGP	2017-18	5660451.87	5660451.87	0	NAV	Jun-16	....

ZR/PU	Name of Cash Office/Unit	Year	Opening Balance Lying as per Bill Account Register	Closing Balance Lying as per Bill Account Register	Transaction During the year	Details of Transactions during the year	Year in which noticed (amount is irrecoverable)	Remarks, if any
	Const. NGP	2017-18	1650	1650	0	NAV	NAV	....
	Sr.DFM/PA	2017-18	126115	126115	0	NAV	NAV	....
<b>CR</b>	<b>WAO/NK</b>	<b>2017-18</b>	<b>66013148.5</b>	<b>79738312.5</b>	<b>-13725164</b>	NAV		
NWR	HQ, JP Divsn., JP S&C, All Divsn., All W & S, All TA, JU Divsn., JU S & C, JU W&S, JU TA, BKN Divsn, BKN S&C, BKN W&S	2017-18	Not maintained	Not maintained	....	NAP	....	Bill Account Register was not maintained.
	FA&CAO/HQ	2017-18	54305193	1945129	52360064	NAP	NAP	....
	Sr.DFM/MAS	2017-18	56054709	56054709	0	NAP	NAP	....
<b>SR</b>	Sr.DFM/MDU	2017-18	2868	0	2868	NAP	NAP	....
	Sr.DFM/PGT	2017-18	97679	37151	60528	NAP	NAP	....
	Sr.DFM/TVC	2017-18	0	7505	-7505	NAP	NAP	....
<b>SR</b>	<b>TOTAL</b>	<b>2017-18</b>	<b>110460449</b>	<b>58044494</b>	<b>52415955</b>			
NFR	HQ/ Maligaon, Katihar, APDJ, Rangiya, LMG, Tinsukia, New Bongaigaon, DBRT, NJP, NEFR Const.	2017-18	0	0	0	....	NAP	Cash Balance of Payment side maintained in the Bill Account Register is not reflected under the Head of 8671-105 in N.F. Railway.
<b>NCR</b>	<b>Divisional Cashier/PRYJ, JHS &amp;AGC</b>	<b>2017-18</b>	<b>40351975</b>	<b>31523090</b>	<b>8828885</b>	<b>0</b>	<b>....</b>	<b>Bill Account Register was not maintained.</b>
	DC Office, New Delhi	2017-18	41803359	41803359	0	....	....	....
	DC Office, Moradabad	2017-18	3460934	3460934	0	....	....	....
	DC Office, FZR	2017-18	1180024	1180024	0	....	....	....
NR	Cash Office, Construction, K.Gate	2017-18	802196	802196	0	....	<b>1998-99</b>	....
	NR-WS-ASR	2017-18	199354	199354	0	<b>Not traceable</b>	<b>2015-16</b>	....
	R&S-CB-LKO	2017-18	0	0	0	....	<b>NAP</b>	....
	Cash Office, JUDW	2017-18	14410	14410	0	not traceable	<b>Not traceable</b>	<b>Very old balance.</b>
<b>NR</b>	<b>TOTAL</b>	<b>2017-18</b>	<b>47460277</b>	<b>47445867</b>	<b>0</b>			
ER	CASH & PAY Office/FP/HQ	2017-18	26708005	24082721	2625284	....	(1) 1978 (2) 1978 3.) 1968, 4.) 1986,	(1). Sealдах/Flood ₹ 68453.44 (2). Oily Note ₹ 72662.33 (3). Missing from Vault ₹ 500000/- (4). Cash with P.L.,Jaiswara, Ex Cashier ₹ 2594983.37
<b>ER</b>	<b>TOTAL</b>	<b>2017-18</b>	<b>26708005</b>	<b>24082721</b>	<b>2625284</b>	<b>....</b>	<b>....</b>	<b>....</b>

ZR/PU	Name of Cash Office/Unit	Year	Opening Balance Lying as per Bill Account Register	Closing Balance Lying as per Bill Account Register	Transaction During the year	Details of Transactions during the year	Year in which noticed (amount is irrecoverable)	Remarks, if any
ECoR	Sr.DEM/WAT	2017-18	0	0	0	0	....	....
	FA&CAO/CON	2017-18	0	0	0	0	....	....
	<b>TOTAL</b>	<b>2017-18</b>	<b>0</b>	<b>0</b>	<b>0</b>	<b>0</b>	....	....
WCR	FA&CAO (F&B)/JBP	2017-18	599033	599033	0	NAV	2017-18	Records not available.
	Sr.DEM/ JBP	2017-18	2555955	2555955	0	NAV	2017-18	Records not available.
	Sr.DEM/ BPL	2017-18	1776314	1776314	0	NAV	2017-18	Records not available.
<b>WCR</b>	<b>TOTAL</b>	<b>2017-18</b>	<b>4931302</b>	<b>4931302</b>	<b>0</b>	<b>NAV</b>	....	....
NER	WAO/IZN	2017-18	-19450	-19450	0	....	....	....
	HQ.GKP	2017-18	3605471	10064158	-6458687	....	....	....
	Sr.DEM/BSB	2017-18	8392	0	8392	....	....	....
NER	WAO/GKP	2017-18	23225	23225	0	....	....	....
	<b>TOTAL</b>	<b>2017-18</b>	<b>3617638</b>	<b>10067933</b>	<b>-6450295</b>	<b>....</b>	....	....
	CCG	2017-18	420104775	435597942	-15493167	....	....	....
WR	BCT	2017-18	2113986	2113986	0	....	Jun-02	Cashier Shri S M Nair had misappropriated cash during the year 2002. As per Para 4 of the CAT judgment dtd. 07/03/18 on OA no. 188/18, there is a criminal revision application pending before High Court.
WR	<b>TOTAL</b>	<b>2017-18</b>	<b>422218761</b>	<b>437711928</b>	<b>-15493167</b>	<b>....</b>	....	....
CORE	CPD at ADI, UMB, BBS, MAS, DNR, GKP, JP, KOAA, LKO, NJP, SC, CORE-HQ	2017-18	0	0	0	0	0	....
	Metro Rly (MTP CAL Unit)	<b>2017-18</b>	<b>11559669</b>	<b>17693081</b>	<b>-6133412</b>	1). ₹ 7892673/- 2). ₹ 9800249/- 3) -₹ 6456177 & ₹ 159 4)-₹ 5103492	....	1)Departmental Balances (Dr.), 2) Cash in transit, 3)ACMRHDROB, 4)MTPK 2201.
	Sr.DEM/KGP	2018-19	749958861	781216668	-31257807	....	....	At KGP Cash Book was maintained manually till 31st March 2019. Owing to change in system from manual to IPAS from 01.04.2019, the total Traffic Earnings and Miscellaneous Cash started reflecting in the credit side on the same day in place of being shown as un-encashed amount as outstanding (Closing Balance) in the manual system.
SER	Sr.DEM/Adra	2018-19	23305	51817	-28512	....	....	....
	Sr.DEM/CKP	2018-19	1461083335	1888132720	-427049385	....	....	....
	Dy. FA&CAO/G/ GRC	2018-19	927309038	927309038	0	....	....	....
<b>SER</b>	<b>TOTAL</b>	<b>2018-19</b>	<b>3138374539</b>	<b>3596710243</b>	<b>-458335704</b>	<b>....</b>	....	....

ZR/PU	Name of Cash Office/Unit	Year	Opening Balance Lying as per Bill Account Register	Closing Balance Lying as per Bill Account Register	Transaction During the year	Details of Transactions during the year	Year in which noticed (amount is irrecoverable)	Remarks, if any
	SC PAY OFFICE	2018-19	989830	989830	NMA	NMA	NA	....
	BZA PAY OFFICE	2018-19	-9200	-9200	0	....	NA	....
	GTL PAY OFFICE	2018-19	-60120	-60120	NMA	NMA	NA	Appearing since introduction of IPAS
SCR	GNT PAY OFFICE	2018-19	4000	4000	NMA	NMA	NA	Appearing since introduction of IPAS
	RYP. W.SHOP PAY OFFICE	2018-19	2000	2000	NMA	NMA	NA	....
	CON/NED PAY OFFICE	2018-19	200	200	NMA	NMA	NA	Appearing since introduction of IPAS.
<b>SCR</b>	<b>TOTAL</b>	<b>2018-19</b>	<b>926710</b>	<b>926710</b>	<b>0</b>			....
	ECR/Hqr	2018-19	1266525986	7129473240	-5862947254	....	NAP	....
ECR	Sr.DEM/SEE	2018-19	-7	-7	0	NAP	NAP	....
	Sr.DEM/SPJ	2018-19	1800	0	1800	....	NAP	....
	FA&CAO/C	2018-19	0	4683526	-4683526	....	NAP	....
<b>ECR*</b>	<b>TOTAL</b>	<b>2018-19</b>	<b>1266527779</b>	<b>7134156759</b>	<b>-5867628980</b>			....
	CR/HQ	2018-19	17310208	219677144	-202366936	NAV	NAV	....
	Sr.DEM/BB	2018-19	35812183	35812183	0	NAV	NAV	....
	Const. CSMT	2018-19	465787	465787	0	NAV	NAV	....
	DC-AC	2018-19	43237	0	43237	NAV	NAV	....
CR	CONVERSION	2018-19	7129687	7129687	0	NAV	NAV	....
	WAO/ MTN	2018-19	13188993	13188993	0	NAV	NAV	....
	WAO/ PR	2018-19	5660452	5660452	0	NAV	NAV	....
	Sr. DFM/NGP	2018-19	1650	1650	0	NAV	NAV	....
	Const. NGP	2018-19	126115	126115	0	NAV	NAV	....
<b>CR</b>	<b>TOTAL</b>	<b>2018-19</b>	<b>79738313</b>	<b>282062011</b>	<b>-202323699</b>			....
NWR	HQ, JP Divsn., JP S&C, All Divsn., All W & S, All TA, JU Divsn., JU S & C, JU W&S, JU TA, BKN Divsn., BKN S&C, BKN W&S	2018-19	Not maintained	Not maintained	....	NAP	....	<b>Bill Account Register was not maintained.</b>
	FA&CAO/HQ	2018-19	1945129	3316150	-1371021	Station earnings	NAP	....
SR	Sr.DEM/MAS	2018-19	56054709	56054709	0		NAP	....
	Sr.DEM/PGT	2018-19	37151	0	37151	NAP	NAP	....
	Sr.DEM/TVC	2018-19	7505	0	7505	NAP	NAP	....
<b>SR</b>	<b>TOTAL</b>	<b>2018-19</b>	<b>58044494</b>	<b>59370859</b>	<b>-1326365</b>			....

ZR/PU	Name of Cash Office/Unit	Year	Opening Balance Lying as per Bill Account Register	Closing Balance Lying as per Bill Account Register	Transaction During the year	Details of Transactions during the year	Year in which noticed (amount is irrecoverable)	Remarks, if any
NFR	HQ/ Maligaon, Kathihar, APDJ, Rangiya, LMG, Tinsukia, New Bongaigaon, DBRT, NJP, NEFR Const.	2018-19	0	0	0	....	....	Cash Balance of Payment side maintained in the Bill Account Register is not reflected under the Head of 8671-105 in NEFR
NCR	<b>Divisional Cashier/PRYJ, JHS &amp;AGC</b>	<b>2018-19</b>	<b>31523090</b>	<b>36444163</b>	<b>-4921073</b>	<b>0</b>	....	<b>Bill Account Register was not maintained.</b>
NR	DC Office, New Delhi	2018-19	41803359	41803359	0	....	....	
	DC Office, Moradabad	2018-19	3460934	3460934	0	....	....	
	DC Office, FZR	2018-19	1180024	1180024	0	....	....	
	Cash Office, Construction, K.Gate	2018-19	802196	802196	0	....	1998-99	
	NR-WS-ASR	2018-19	199354	199354	0	Not traceable	2015-16	
R&S-CB-LKO	2018-19	0	0	0	....	NAP		
Cash Office, JUDW	2018-19	14410	14410	0	Not traceable	Not traceable	Very old balance, not traceable	
<b>NR TOTAL</b>		<b>47460277</b>	<b>47460277</b>	<b>0</b>	<b>....</b>	<b>....</b>	<b>....</b>	
ER	Cash & Pay Office/FP/HQ	2018-19	24082723	67867559	-43784836	....	(1) 1978 (2) 1978 (3) 1968, (4) 1986,	(1). Sealdah/Flood ₹ 68453.44 (2). Oily Note ₹ 72662.33 (3). Missing from Vault ₹ 500000/- (4). Cash with P.L..Jaiswara, Ex Cashier ₹ 2594983.37
<b>ER TOTAL</b>		<b>24082723</b>	<b>67867559</b>	<b>-43784836</b>	<b>....</b>	<b>....</b>	<b>....</b>	
ECoR	Cash & Pay office/CRW/MCS	2018-19	0	0	0	NAP	NAP	
ECoR	Sr.DFM/SBP	2018-19	95791	95791	0	....	....	
	<b>TOTAL</b>	<b>2018-19</b>	<b>95791</b>	<b>95791</b>	<b>0</b>	<b>....</b>	<b>....</b>	<b>....</b>
WCR	FA&CAO (F&B)/JBP	2018-19	599033	599033	0	NA	2017-18	No record available
	Sr.DEM/ JBP	2018-19	2555955	2555955	0	NA	2017-18	No record available
WCR	Sr.DEM/ BPL	2018-19	1776314	1776314	0	NA	2017-18	No record available
	<b>TOTAL</b>	<b>2018-19</b>	<b>4931302</b>	<b>4931302</b>	<b>0</b>	<b>....</b>	<b>....</b>	<b>....</b>
NER	HQ GKP	2018-19	10064158	30617372	-20553214	....	....	
	WAO/GKP	2018-19	23225	23225	0	....	....	
<b>NER TOTAL</b>		<b>2018-19</b>	<b>10087383</b>	<b>30640597</b>	<b>-20553214</b>	<b>....</b>	<b>....</b>	
WR	CCG	2018-19	435597942	3600	435594342	NIL	NIL	
WR	BCT	2018-19	2113986	2113986	0	NIL	Jun-02	Cashier Shri S M Nair had misappropriated cash during the year 2002. As per Para 4 of the CAT judgment dtd. 07/03/18 on OA no. 188/18, there is a



ZR/PU	Name of Cash Office/Unit	Year	Opening Balance Lying as per Bill Account Register	Closing Balance Lying as per Bill Account Register	Transaction During the year	Details of Transactions during the year	Year in which noticed (amount is irrecoverable)	Remarks, if any
WR	TOTAL	2018-19	437711928	2117586	435594342	....	....	criminal revision application pending before High Court.
CORE	CPD at ADI, UMB, BBS, MAS, DNR, GKP, JP, KOAA, LKO, NJP, SC, CORE-HQ	2018-19	NIL	NIL	NIL	NIL	NIL	....
Metro Rly (MTP CAL Unit)	Metro Rly (MTP CAL Unit)	2018-19	17693081	11448100	6244981	1). ₹ 6244822/- 2). ₹ 159/-	....	1) Cash in transit, 2) ACMRHDROB.
SER	Sr.DFM/KGP	2019-20	1791694	0	1791694	....	NAP	At KGP cash office, till 31st March 2019 Cash Book was maintained manually. Owing to change in system from manual to IPAS from 01.04.2019.
	Sr.DFM/Adra	2019-20	51817	1000	50817	....	NAP	....
	Sr.DFM/CKP	2019-20	1888132720	1286507475	601625245	....	NAP	....
	Dy. FA&CAO/G/ GRC	2019-20	927309038	927309038	0	....	NAP	....
SER	TOTAL	2019-20	2817285269	2213817513	0	....	....	....
	SCPAY OFFICE	2019-20	989830	989830	0	NMA	NA	....
	BZA PAY OFFICE	2019-20	-9200	-9200	0	NIL	NA	....
	GTL PAY OFFICE	2019-20	-60120	-332810	272690	NMA	NA	Appearing since introduction of IPAS
	GNT PAY OFFICE	2019-20	4000	4000	0	NMA	NA	Appearing since introduction of IPAS
SCR	RYP. W.SHOP PAY OFFICE	2019-20	2000	2000	0	NMA	NA	....
	CON/NEED PAY OFFICE	2019-20	200	200	0	NMA	NA	Appearing since introduction of IPAS by default
SCR	TOTAL	2019-20	926710	654020	272690	....	....	....
ECR	ECR/Hqr	2019-20	7129473240	1157959385	5971513855	....	NAP	....
	Sr.DFM/SEE	2019-20	-7	-7	0	NAP	NAP	....
	FA&CAO/C	2019-20	0	465001	-465001	....	NAP	....
ECR*	TOTAL	2019-20	7129473233	1158424379	5971048854	....	....	....
	CR/HQ	2019-20	219677144	7751594	211925550	NAV	NAV	....
	Sr.DFM/BB	2019-20	35812183	35812183	0	NAV	NAV	....
	Const. GSMT	2019-20	465787	465787	0	NAV	NAV	....
	WAO/ MTN	2019-20	7129687	7129687	0	NAV	NAV	....
CR	WAO/ PR	2019-20	13188993	13188993	0	NAV	NAV	....
	Sr. DFM/NGP	2019-20	5660452	5660452	0	NAV	NAV	....
	Const. NGP	2019-20	1650	1650	0	NAV	NAV	....
	Sr.DFM/ PA	2019-20	126115	126115	0	NAV	NAV	....

ZR/PU	Name of Cash Office/Unit	Year	Opening Balance Lying as per Bill Account Register	Closing Balance Lying as per Bill Account Register	Transaction During the year	Details of Transactions during the year	Year in which noticed (amount is irrecoverable)	Remarks, if any
CR	<b>TOTAL</b>	<b>2019-20</b>	<b>282062011</b>	<b>70136462</b>	<b>211925550</b>	....	....	....
	HQ, JP Divsn., JP S&C, All Divsn., All W & S, All TA, JU Divsn., JU S & C, JU W&S, JU TA, BKN Divsn, BKN S&C, BKN W&S	2019-20	Not maintained	Not maintained	....	....	....	<b>Bill Account Register was not maintained.</b>
SR	FA&CAO/HQ	2019-20	3316150	267132	3049018	....	NAP	Station collection
	St.DFM/MAS	2019-20	56054709	56054709	0	....	NAP	....
<b>SR</b>	<b>TOTAL</b>	<b>2019-20</b>	<b>59370859</b>	<b>56321841</b>	<b>3049018</b>	....	....	....
NFR	HQ/ Maligaon, Katihar, APDJ, Rangiya, LMG, Tinsukia, New Bongaigaon, DBRT, NJP, NEFR Const.	2019-20	0	0	0	....	....	Cash Balance of Payment side maintained in the Bill Account Register is not reflected under the Head of 8671-105.
<b>NCR</b>	<b>Divisional Cashier/PRYJ, JHS &amp;AGC</b>	<b>2019-20</b>	<b>36444163</b>	<b>43895178</b>	<b>-7451015</b>	<b>0</b>	....	<b>Bill Account Register was not maintained.</b>
	DC Office, New Delhi	2019-20	41803359	41803359	0	....	....	....
	DC Office, Moradabad	2019-20	3460934	3460934	0	....	....	....
	DC Office, FZR	2019-20	1180024	1180024	0	....	....	....
NR	Cash Office, Construction, K. Gate	2019-20	802196	802196	0	....	1998-99	....
	NR-WS-ASR	2019-20	199354	199354	0	Not traceable	2015-16	....
	R&S-CB-LKO	2019-20	84813	84813	0	....	2019-20	....
	Cash Office, JUDW	2019-20	14410	14410	0	Not traceable	Not traceable	Very old balance, not traceable
<b>NR</b>	<b>TOTAL</b>	<b>2019-20</b>	<b>47545090</b>	<b>47545090</b>	<b>0</b>	....	....	....
ER	CASH & PAY Office/FP/HQ	2019-20	67867559	9407918	58459641	....	(1) 1978 (2) 1978 (3) 1968, (4) 1986,	(1). Sealdah/Flood ₹ 68453.44 (2). Oily Note ₹ 72662.33 (3). Missing from Vault ₹ 500000/- (4). Cash with P.L..Jaiswara, Ex Cashier ₹ 2594983.37
<b>ER</b>	<b>TOTAL</b>	<b>2019-20</b>	<b>67867559</b>	<b>9407918</b>	<b>58459641</b>	....	....	....
ECoR	Cash & Pay office/CRW/MCS	2019-20	0	0	NAP	NAP	NAP	....
	Cash Office/HQ	2019-20	0	0	NAP	NAP	NAP	....
	St.DFM/SBP	2019-20	95791	95791	0	....	....	....
<b>ECoR</b>	<b>TOTAL</b>	<b>2019-20</b>	<b>95791</b>	<b>95791</b>	<b>0</b>	....	....	....

ZR/PU	Name of Cash Office/Unit	Year	Opening Balance Lying as per Bill Account Register	Closing Balance Lying as per Bill Account Register	Transaction During the year	Details of Transactions during the year	Year in which noticed (amount is irrecoverable)	Remarks, if any
WCR	FA&CAO (F&B)/JBP	2019-20	599033	599033	0	NAP	2017-18	No records available
	Sr.DFM/ JBP	2019-20	2555955	2555955	0	NAP	2017-18	No records available
	Sr.DFM/ BPL	2019-20	1776314	1776314	0	NAP	2017-18	No records available
	FA&CAO/W&S/ KOTA	2019-20	0	110500	-110500	110500	2019-20	....
<b>WCR</b>	<b>TOTAL</b>	<b>2019-20</b>	<b>4931302</b>	<b>5041802</b>	<b>-110500</b>	....	....	....
NER	HQ GKP	2019-20	30617372	3166977	27450395	....	....	....
	Sr.DFM/BSB	2019-20	0	0	0	....	....	....
NER	WAO/GKP	2019-20	23225	23225	0	....	....	....
	<b>TOTAL</b>	<b>2019-20</b>	<b>30640597</b>	<b>3190202</b>	<b>27450395</b>	....	....	....
WR	CCG	2019-20	3600	3600	0	NIL	NIL	....
	BCT	2019-20	2113986	2113986	0	NIL	Jun-02	Cashier Shri S M Nair had misappropriated cash during the year 2002. As per Para 4 of the CAT judgment dtd. 07/03/18 on OA no. 188/18, there is a criminal revision application pending before High Court.
WR	<b>TOTAL</b>	<b>2019-20</b>	<b>2117586</b>	<b>2117586</b>	<b>0</b>	....	....	....
CORE	CPD at ADI, UMB, BBS, MAS, DNR, GKP, JP, KOAA, LKO, NJP, SC, CORE-HQ	<b>2019-20</b>	NIL	NIL	NIL	NIL	NIL	Opening Balance of ₹ 979300 and Closing Balance of ₹ 965971 for Departmental Balances under head 8671-105 have been shown in Annexure-I.
	<b>Metro Rly (MTP CAL Unit)</b>	<b>2019-20</b>	<b>11448100</b>	<b>9611085</b>	<b>1837015</b>	<b>₹ 1837015/-</b>	....	Cash in transit
SER	Sr.DFM/Adra	2020-21	1000	826904	-825904	....	NAP	....
	Sr.DFM/CKP	2020-21	1286507475	1260613412	25894063	....	NAP	....
SER	Dy. FA&CAO/G/ GRC	2020-21	927309038	927309038	0	....	NAP	....
	<b>TOTAL</b>	<b>2020-21</b>	<b>2213817513</b>	<b>2188749354</b>	<b>25068159</b>	....	NAP	....
SCR	SC PAY OFFICE	2020-21	989830	989830	0	NMA	NAP	....
	BZA PAY OFFICE	2020-21	-9200	-9200	0	NIL	NAP	....
	GTL PAY OFFICE	2020-21	-332810	-60120	-272690	NMA	NAP	Appearing since introduction of IPAS
	GNT PAY OFFICE	2020-21	4000	4000	0	NMA	NAP	Appearing since introduction of IPAS
SCR	RYP. W.SHOP PAY OFFICE	2020-21	2000	0	2000	NMA	NAP	....
	CON/NEED PAY OFFICE	2020-21	200	200	0	0	NAP	Appearing since introduction of IPAS.

ZR/PU	Name of Cash Office/Unit	Year	Opening Balance Lying as per Bill Account Register	Closing Balance Lying as per Bill Account Register	Transaction During the year	Details of Transactions during the year	Year in which noticed (amount is irrecoverable)	Remarks, if any
SCR	<b>TOTAL</b>	<b>2020-21</b>	<b>654020</b>	<b>924710</b>	<b>-270690</b>	....	....	....
ECR	ECR/Hqr	2020-21	1157959385	1494023488	-336064103	....	NAP	....
	Sr.DFM/SEE	2020-21	-7	-7	0	....	....	....
ECR	<b>TOTAL</b>	<b>2020-21</b>	<b>1157959378</b>	<b>1494023481</b>	<b>-336064103</b>	....	....	An additional amount of ₹633262993/-has entered in this head in April 2018 and could not be rectified in AIMS System.
CR	CR/HQ	2020-21	7751594	303396725	-295645131	NAV	NAV	....
	Sr.DFM/BB	2020-21	35812183	35812183	0	NAV	NAV	....
	Const. CSMT	2020-21	465787	465787	0	NAV	NAV	....
	WAO/ MTN	2020-21	7129687	7129687	0	NAV	NAV	....
	WAO/ PR	2020-21	13188993	13188993	0	NAV	NAV	....
	Sr. DFM/NGP	2020-21	5660452	5660452	0	NAV	NAV	....
	Const. NGP	2020-21	1650	1650	0	NAV	NAV	....
	Sr.DFM/ PA	2020-21	126115	126115	0	NAV	NAV	....
CR	<b>TOTAL</b>	<b>2020-21</b>	<b>70136462</b>	<b>365781592</b>	<b>-295645131</b>	....	....	....
NWR	HQ, JP Divsn., JP S&C, All Divsn., All W & S, All TA, JU Divsn., JU S & C, JU W&S, JU TA, BKN Divsn, BKN S&C, BKN W&S	2020-21	0	0	0	....	....	<b>Bill Account Register was not maintained.</b>
SR	FA&CAO/HQ	2020-21	267132	139382684	-139115552	....	....	Station collection
	Sr.DFM/MAS	2020-21	56054709	56054709	0	....	....	....
	Sr.DFM/PGT	2020-21	0	16568	16568	....	....	....
SR	<b>TOTAL</b>	<b>2020-21</b>	<b>56321841</b>	<b>195453961</b>	<b>-139098984</b>	....	....	....
NFR	HQ/ Maligaon, Kathihar, APDJ, Rangiya, LMG, Tinsukia, New Bongaigaon, DBRT, NJP, NEFR Const.	2020-21	0	0	0	....	....	Cash Balance of Payment side maintained in the Bill Account Register is not reflected under the Head of 8671-105 in NFR
NCR	<b>Divisional Cashier/PRYJ, JHS &amp;AGC</b>	<b>2020-21</b>	<b>43895178</b>	<b>72596523</b>	<b>-28701345</b>	0	....	<b>Bill Account Register was not maintained.</b>
	DC Office, New Delhi	2020-21	41803359	41803359	0	....	....	....
	DC Office, Moradabad	2020-21	3460934	3460934	0	....	....	....
	DC Office, FZR	2020-21	1180024	1180024	0	....	....	....

ZR/PU	Name of Cash Office/Unit	Year	Opening Balance Lying as per Bill Account Register	Closing Balance Lying as per Bill Account Register	Transaction During the year	Details of Transactions during the year	Year in which noticed (amount is irrecoverable)	Remarks, if any
	Cash Office, Construction, K. Gate	2020-21	802196	802196	0	....	1998-99	....
	NR-WS-ASR	2020-21	199354	199354	0	Not traceable	2015-16	....
	R&S-CB-LKO	2020-21	84813	84813	0	2019-20	2019-20	....
	Cash Office, JUDW	2020-21	14410	14410	0	Not traceable	Not traceable	Very old balance, not traceable
<b>NR</b>	<b>TOTAL</b>	<b>2020-21</b>	<b>47545090</b>	<b>47545090</b>	<b>0</b>	....	....	....
ER	CASH & PAY Office/FP/HQ	2020-21	9407918	37617833	-28209915		(1) 1978 (2) 1978 (3.) 1968, (4.) 1986,	(1). Sealdah/Flood ₹ 68453.44 (2). Oily Note ₹ 72662.33 (3). Missing from Vault ₹ 500000/- (4). Cash with P.L..Jaiswara, Ex Cashier ₹ 2594983.37
<b>ER</b>	<b>TOTAL</b>	<b>2020-21</b>	<b>9407918</b>	<b>37617833</b>	<b>-28209915</b>	....	....	....
ECoR	Cash & Pay office/CRW/MCS	2020-21	0	0	0	....	....	....
	Cash Office/HQ	2020-21	0	0	0	....	....	....
<b>ECoR</b>	<b>TOTAL</b>	<b>2020-21</b>	<b>0</b>	<b>0</b>	<b>0</b>	....	....	....
	FA&CAO (F&B)/JBP	2020-21	599033	599033	0	....	2017-18	No records available
	Sr.DFM/ JBP	2020-21	2555955	2555955	0	....	2017-18	No records available
	Sr.DFM/ BPL	2020-21	1776314	1776314	0	....	2017-18	No records available
<b>WCR</b>	<b>FA&amp;CAO/W&amp;S/ KOTA</b>	<b>2020-21</b>	<b>110500</b>	<b>110500</b>	<b>0</b>	....	<b>2019-20</b>	....
<b>WCR</b>	<b>TOTAL</b>	<b>2020-21</b>	<b>5041802</b>	<b>5041802</b>	<b>0</b>	....	....	....
	HQ GKP	2020-21	3166977	3166977	0	....	....	....
	Sr.DFM/BSB	2020-21	0	72069	-72069	cleared in April 2021	....	....
<b>NER</b>	<b>TOTAL</b>	<b>2020-21</b>	<b>3190202</b>	<b>3262271</b>	<b>-72069</b>	....	....	....
	CCG	2020-21	3600	345340	-341740	....	....	....
	WAO/GKP	2020-21	23225	23225	0	....	....	....
<b>NER</b>	<b>TOTAL</b>	<b>2020-21</b>	<b>3190202</b>	<b>3262271</b>	<b>-72069</b>	....	....	....
	CCG	2020-21	3600	345340	-341740	....	....	....
<b>WR</b>	<b>BCT</b>	<b>2020-21</b>	<b>2113986</b>	<b>2113986</b>	<b>0</b>	....	Jun-02	Cashier Shri S M Nair had misappropriated cash during the year 2002. As per Para 4 of the CAT judgment dttd. 07/03/18 on OA no. 188/18, there is a criminal revision application pending before High Court.
<b>WR</b>	<b>TOTAL</b>	<b>2020-21</b>	<b>2117586</b>	<b>2459326</b>	<b>-341740</b>	....	....	....
<b>CORE</b>	<b>CPD at ADI, UMB, BBS, MAS, DNR,</b>	<b>2020-21</b>	<b>0</b>	<b>0</b>	<b>0</b>	....	....	....

ZR/PU	Name of Cash Office/Unit	Year	Opening Balance Lying as per Bill Account Register	Closing Balance Lying as per Bill Account Register	Transaction During the year	Details of Transactions during the year	Year in which noticed (amount is irrecoverable)	Remarks, if any
	GKP, JP, KOAA, LKO, NJP, SC, CORE-HQ							
<b>Metro Rly (MTP CAL Unit)</b>	<b>Metro Rly (MTP CAL Unit)</b>	<b>2020-21</b>	<b>9611085</b>	<b>1873324</b>	<b>7737761</b>	<b>₹ 7737761/-</b>	<b>...</b>	<b>Cash in transit.</b>
	Sr.DFM/Adra	2021-22	826904	0	826904	....	NAP	....
	Sr.DFM/CKP	2021-22	1260613412	1229586484	31026928	....	NAP	....
SER	Sr.DFM/RNC	2021-22	0	1764	-1764	....	NAP	....
	Dy. FA&CAO/G/ GRC	2021-22	927309038	927465400	-156362	....	NAP	....
<b>SER</b>	<b>TOTAL</b>	<b>2021-22</b>	<b>2188749354</b>	<b>2157053648</b>	<b>31695706</b>	<b>....</b>	<b>...</b>	<b>....</b>
	SC PAY OFFICE	2021-22	989830	989830	0	NMA	NA	....
	BZA PAY OFFICE	2021-22	-9200	-9200	0	0	NA	....
	GTL PAY OFFICE	2021-22	-60120	-60120	0	NMA	NA	Appearing since introduction of IPAS
SCR	GNT PAY OFFICE	2021-22	4000	4000	0	NMA	NA	Appearing since introduction of IPAS
	CON/NED PAY OFFICE	2021-22	200	200	0	NMA	NA	Appearing since introduction of IPAS.
<b>SCR</b>	<b>TOTAL</b>	<b>2021-22</b>	<b>924710</b>	<b>924710</b>	<b>603111922</b>	<b>....</b>	<b>...</b>	<b>....</b>
	ECR/Hqr	2021-22	1494023488	890911566	603111922	....	NAP	Amount lying at the end of year.
ECR	Sr.DFM/SEE	2021-22	-7	-7	0	NAP	NAP	Amount lying at the end of year.
	Sr.DFM/DHN	2021-22	0	241002	-241002	....	NAP	Amount lying at the end of year.
<b>ECR</b>	<b>TOTAL</b>	<b>2021-22</b>	<b>1494023481</b>	<b>891152561</b>	<b>602870920</b>	<b>....</b>	<b>...</b>	<b>Amount lying at the end of year.</b>
	CR/HQ	2021-22	303396725	51668049	251728676	NAV	NAV	....
	Sr.DFM/BB	2021-22	35812183	35812183	0	NAV	NAV	....
	Const. CSMT	2021-22	465787	465787	0	NAV	NAV	....
	WAO/ MTN	2021-22	7129687	7129687	0	NAV	NAV	....
CR	WAO/ PR	2021-22	13188993	13188993	0	NAV	NAV	....
	Sr. DFM/NGP	2021-22	5660452	5660452	0	NAV	Jun-16	....
	Const. NGP	2021-22	1650	1650	0	NAV	NAV	....
	Sr.DFM/ PA	2021-22	126115	126115	0	NAV	NAV	....
<b>CR</b>	<b>TOTAL</b>	<b>2021-22</b>	<b>365781592</b>	<b>114052917</b>	<b>251728676</b>	<b>....</b>	<b>...</b>	<b>....</b>
NWR	HQ, JP Divsn., JP S&C, AII Divsn., AII W & S, AII TA, JU Divsn., JU S & C, JU W&S, JU TA, BKN Divsn, BKN S&C, BKN W&S	2021-22	Not maintained	Not maintained	....	NAP	NAP	....

ZR/PU	Name of Cash Office/Unit	Year	Opening Balance Lying as per Bill Account Register	Closing Balance Lying as per Bill Account Register	Transaction During the year	Details of Transactions during the year	Year in which noticed (amount is irrecoverable)	Remarks, if any
SR	FA&CAO/HQ	2021-22	139382684	53871501	85511183	....	NAP	Station collection
	Sr.DFM/MAS	2021-22	56054709	56054709	0	....	NAP	....
	Sr.DFM/PGT	2021-22	16568	4510	12058	....	NAP	Miscellaneous cash receipts
	Sr.DFM/TVC	2021-22	0	40200	-40200	....	NAP	Miscellaneous cash receipts
<b>SR</b>	<b>TOTAL</b>	<b>2021-22</b>	<b>195453961</b>	<b>109970920</b>	<b>85483041</b>			
<b>NFR</b>	HQ/ Maligaon, Kathihar, APDJ, Rangliya, LMG, Tinsukia, New Bongaigaon, DBRT, NJP, NEFR Const.	<b>2021-22</b>	<b>0</b>	<b>0</b>	<b>0</b>	<b>0</b>	....	Cash Balance of Payment side maintained in the Bill Account Register was not reflected under the Head of 8671-105 in N.F. Railway.
<b>NCR</b>	<b>Divisional Cashier/PRYJ, JHS &amp;AGC</b>	<b>2021-22</b>	<b>72596523</b>	<b>222609411</b>	<b>-150012888</b>	<b>0</b>	....	<b>Bill Account Register was not maintained.</b>
NR	DC Office, New Delhi	2021-22	41803359	40275668	1527691	....	Not traceable	....
	DC Office, Moradabad	2021-22	3460934	3460934	0	....	Not traceable	₹ 3460934/- found short from Sh. O.P. Giri, DC, who has been acquitted by the court. Further course of action is pending at headquarter level at Baroda House, N.Delhi
	DC Office, FZR	2021-22	1180024	1151032	28992	....	Not traceable	....
	Cash Office, Construction, K. Gate	2021-22	802196	802196	0	....	1998-99	....
NR	NR-WS-ASR	2021-22	199354	199354	0	Not traceable	2015-16	....
	R&S-NR-CB-LKO	2021-22	84813	84813	0	....	2019-20	....
	Cash Office, JUDW	2021-22	14410	14410	0	Not traceable	Not traceable	Very old balance, not traceable
	<b>TOTAL</b>	<b>2021-22</b>	<b>47545090</b>	<b>45988407</b>	<b>1556683</b>	....	....	....
ER	CASH & PAY Office/FP/HQ	2021-22	37617833	165445349	-127827516	....	(1) 1978 (2) 1978 (3.) 1968, (4.) 1986,	(1) Seal dah/Flood ₹ 68453.44 (2) Oily Note ₹ 72662.33 (3) Missing from Vault ₹ 500000/- (4). Cash with P.L..Jaiswara, Ex Cashier ₹ 2594983.37
<b>ER</b>	<b>TOTAL</b>	<b>2021-22</b>	<b>37617833</b>	<b>165445349</b>	<b>-127827516</b>	....	....	....
ECoR	Cash & Pay office/CRW/MCS	2021-22	0	0	0	NAP	....	....
<b>ECoR</b>	Cash Office/HQ	2021-22	0	0	0	NAP	....	....
	<b>TOTAL</b>	<b>2021-22</b>	<b>0</b>	<b>0</b>	<b>0</b>	....	....	....
WCR	FA&CAO (F&B)/JBP	2021-22	599033	599033	0	NAP	2017-18	No records available
	Sr.DFM/ JBP	2021-22	2555955	2555955	0	NAP	2017-18	No records available
	Sr.DFM/ BPL	2021-22	1776314	1776314	0	NAP	2017-18	No records available

ZR/PU	Name of Cash Office/Unit	Year	Opening Balance Lying as per Bill Account Register	Closing Balance Lying as per Bill Account Register	Transaction During the year	Details of Transactions during the year	Year in which noticed (amount is irrecoverable)	Remarks, if any
	FA&CAO/W&S/ KOTA	2021-22	110500	110500	0	NAP	2019-20	....
<b>WCR</b>	<b>TOTAL</b>	<b>2021-22</b>	<b>5041802</b>	<b>5041802</b>	<b>0</b>	....	....	....
	Sr.DFM/UN	2021-22	0	2000	-2000	DRM cash award 2021	....	....
	HQ GKP	2021-22	3166977	3166977	0	....	....	....
	Sr.DFM/BSB	2021-22	72069	14464	57605	cleared in April 2022	....	....
	WAO/GKP	2021-22	23225	23225	0	NAP	....	....
<b>NER</b>	<b>TOTAL</b>	<b>2021-22</b>	<b>3262271</b>	<b>3206666</b>	<b>55605</b>	NAP	....	....
	CCG	2021-22	345340	3600	341740	NAP	....	....
	BCT	2021-22	2113986	2113986	0	NAP	Jun-02	Cashier Shri S M Nair had misappropriated cash during the year 2002. As per Para 4 of the CAT judgment dtd. 07/03/18 on OA no. 188/18, there is a criminal revision application pending before High Court.
<b>WR</b>	<b>TOTAL</b>	<b>2021-22</b>	<b>2459326</b>	<b>2117586</b>	<b>341740</b>	NAP	....	....
<b>CORE</b>	CPD at ADI, UMB, BBS, MAS, DNR, GKP, JP, KOAA, LKO, NJP, SC, CORE-HQ	2021-22	0	0	0	NAP	NIL	....
<b>Metro Rly (MTP CAL Unit)</b>	Metro Rly (MTP CAL Unit)	2021-22	<b>1873324</b>	<b>1881282</b>	<b>-7958</b>	₹7978/- and ₹ 20/-	....	cash in transit and ACMRHDROB.



**Annexure - 4.3**  
**(Ref: Para 4.4.3)**  
**Statement showing the details of reconciliation of Bill account register being carried out in Cash Offices**

Sl No	ZR/PU	Number of Cash Office in Zone	Period	No. of Cash Office where Bill account register is being properly maintained	No. of cash office where Bill Account Register is prepared	No. of cash office where Reconciliation is being done	Any Deficiencies Noticed for column 4, 5 & 6	Remarks, if any
1	2	3	4	5	6	7	8	9
1	SER	7	2017-18 to 2021-22	7	7	5	Nil	Bill Account Register is maintained in one cash office (CKP) through PMR Register & in cash office GRC/Con.
2	SCR	16	2017-18 to 2021-22	14	14	14	Nil	....
3	ECR	9	2017-18 to 2021-22	0	0	0	Nil	....
4	CR	11	2017-18 to 2021-22	0	0	0	Nil	....
5	NWR	13	2017-18 to 2021-22	0	0	0	Nil	Bill Account Register is not being maintained as only cashier is posted in cash office.
6	SR	15	2017-18 to 2021-22	0	0	0	Nil	Cash book maintained in IPAS.
7	NFR	10	2017-18 to 2021-22	7	7	7	Nil	....
8	NCR	3	2017-18 to 2021-22	0	0	0	Nil	....
9	NR	7	2017-18 to 2021-22	4	4	4	Nil	....
10	ER	8	2017-18 to 2021-22	3	3	3	Nil	Bill account register is not maintained however in cash office SDAH & MLDT maintained through CIPS module of IPAS
11	ECoR	6	2017-18 to 2021-22	6	6	6	Nil	....
12	WCR	4	2017-18 to 2021-22	0	0	0	Nil	Cash & Pay offices of WCR have been closed w.e.f 01.04.2016. Hence no cashier ledger account (Bill account register is maintained.
13	NER	6	2017-18 to 2021-22	0	0	1	Nil	Reconciled through IPAS/Cash MCR Report
14	WR	10	2017-18 to 2021-22	9	9	8	Nil	Reconciliation on being done through acquaintance certificate and in CCG cash office reconciliation is done in the IPAS through final acquaintance certificate.
15	CORE	12	2017-18 to 2021-22	2	2	2	Nil	In CPD/UMB cash office the CO6 register is generated on IPAS & no separate cash & pay office under RE/Kolkatta. The Accounts office of RE/Kolkatta maintained the accounts and records the transactions.
16	Metro Rly (MTP CAL Unit)	1	2017-18 to 2021-22	0	0	0	Nil	Bill Account Register is not maintained physically, however the same is being maintained in the form of PMR Distribution Report in IPAS.
	<b>TOTAL</b>	<b>138</b>	<b>2017-18 to 2021-22</b>	<b>52</b>	<b>52</b>	<b>50</b>		

**Annexure - 4.4  
(Ref: Para 4.4.2)**

**Statement showing the bifurcation of the balances lying under the Head 8671-105 (unit-wise) - IR**

<b>ZR/PU</b>	<b>Division/Unit</b>	<b>Name of Cash Office</b>	<b>Year</b>	<b>Amount Lying at the end of year (fig. in ₹)</b>	<b>Bifurcation of Balances</b>	<b>Reasons for the outstanding</b>
<b>1</b>	<b>2</b>	<b>3</b>	<b>4</b>	<b>5</b>	<b>6</b>	<b>7</b>
SER	KGP	Sr.DFM/KGP	2017-18	749958861	Not available	Balance of Station Cash and miscellaneous cash, not remitted into Bank till 31st March.
SER	Adra	Sr.DFM/Adra	2017-18	23305	Not available	Balance of Station Cash and miscellaneous cash, not remitted into Bank till 31st March.
SER	CKP	Sr.DFM/CKP	2017-18	1461083335	Not available	Balance of Station Cash and miscellaneous cash, not remitted into Bank till 31st March.
SER	OL/GRC	Dy. FA&CAO/G/GRC	2017-18	927309038	Not available	Balance of Station Cash and miscellaneous cash, not remitted into Bank till 31st March.
<b>SER</b>	<b>TOTAL</b>		<b>2017-18</b>	<b>3138374539</b>	....	....
SCR	SC	SC CASH OFFICE	2017-18	105997179	Cash in hand ₹749952 + unrealised challans ₹98497656.93	Data not made available
SCR	SC	SC PAY OFFICE	2017-18	989830	Data not made available	Appearing since introduction of IPAS
SCR	BZA	BZA CASH OFFICE	2017-18	26256306	Data not made available	Unrealised Challans towards coaching and goods
SCR	BZA	BZA PAY OFFICE	2017-18	-9200	Data not made available	Appearing since introduction of IPAS
SCR	GTL	GTL PAY OFFICE	2017-18	-60120	Data not made available	Since implementation of IPAS amount reflected
SCR	GNT	GNT PAY OFFICE	2017-18	4000	Data not made available	Since implementation of IPAS amount reflected as default
SCR	RYP W.SHOP	RYP. W.SHOP PAY OFFICE	2017-18	2000	Data not made available	Wrongly Booked Cash Imprest
SCR	CON./NED	CON./NED PAY OFFICE	2017-18	200	Data not made available	Since implementation of IPAS amount reflected as default
<b>SCR</b>	<b>TOTAL</b>		<b>2017-18</b>	<b>133180195</b>	....	....
ECR	HQ	ECR/Hqr	2017-18	633262993	....	....
ECR	DHN	Sr.DFM/DHN	2017-18	60477	Available with DC	For Payment to Imprest of Executives.Distributed to Cashier at next month for payment
ECR	DNR	Sr.DFM/DNR	2017-18	301906	Available with DC	For Payment to Imprest of stations.Distributed to Cashier at next month for payment
<b>ECR</b>	<b>TOTAL</b>		<b>2017-18</b>	<b>633625376</b>	....	....
CR	CR/HQ	Cash office/HQ	2017-18	17310208.46	Not available	Not available
CR	BB/ Divn	Cash office/BB	2017-18	35812183	Not available	Not available
CR	Cosnt CSMT	Cash office/BB	2017-18	465787	Not available	Not available

CR	DC-AC CONVERSION	Cash office/BB	2017-18	43237	Not available	Not available	Not available
CR	WAO/MTN	Cash office/BB	2017-18	7129686.77	Not available	Not available	Not available
CR	WAO/PR	Cash office/BB	2017-18	13188993.4	Not available	Not available	Not available
CR	NGP/Divn	Cash office/NGP	2017-18	5660451.87	Not available	Not available	Not available
CR	Const. NGP	Cash office, Const. NGP	2017-18	1650	Not available	Not available	Not available
CR	PA/Divn	Pay Office/PA	2017-18	126115	Not available	Not available	Not available
<b>CR</b>	<b>TOTAL</b>		<b>2017-18</b>	<b>79738312</b>	....	....	....
<b>NWR</b>	<b>TOTAL</b>		<b>2017-18</b>	<b>0</b>	....	....	....
SR	HQRS	FA&CAO/HQ	2017-18	1945129	Station earnings	Station earnings received on 31st March which were deposited in 1st week of April	Station earnings received on 31st March which were deposited in 1st week of April
SR	Chennai	Sr.DFM/MAS	2017-18	56054709	Advance cheque	Advance cheque	Advance cheque pertaining to old period kept outstanding without clearance
SR	Palghat	Sr.DFM/PGT	2017-18	37151	Miscellaneous cash receipt	Miscellaneous cash receipt	Miscellaneous cash received on the last day of the year
SR	Trivandrum	Sr.DFM/TVC	2017-18	7505	Miscellaneous cash receipt	Miscellaneous cash receipt	Miscellaneous cash received on the last day of the year
<b>SR</b>	<b>TOTAL</b>		<b>2017-18</b>	<b>58044494</b>	....	....	58044494
NFR	HQ/Maligaon	Chief Cashier/Maligaon	2017-18	232830874	....	....	....
NFR	Katihar Division	Sr. DFM/ Katihar	2017-18	10332060	....	....	....
NFR	NFR Construction	FA & CAO (Con)/ Maligaon	2017-18	1511310	....	....	....
<b>NFR</b>	<b>TOTAL</b>		<b>2017-18</b>	<b>244674243</b>	....	....	....
NCR	Div/Jhansi	Divisional Cashier/JHS	2017-18	9621987	DD pending	DD pending	....
NCR	Const/Jhansi	Divisional Cashier/JHS	2017-18	422980	DD pending	DD pending	....
NCR	WAO/Jhansi	Divisional Cashier/JHS	2017-18	2015483	DD pending	DD pending	....
NCR	WAO/STLI	Divisional Cashier/JHS	2017-18	140	DD pending	DD pending	....
<b>NCR</b>	<b>TOTAL</b>		<b>2017-18</b>	<b>12060590</b>	....	....	Closing Balance of ₹ 31523090 (₹ 3.15 Crore) for Departmental Balances under head 8671-105 has been shown in Annexure-I.
NR	DLI	DC Office, New Delhi	2017-18	41803359	From DC/DRM/DLI 4,18,03,359	From DC/DRM/DLI 4,18,03,359	Not available
NR	MB	DC Office, Moradabad	2017-18	3460934	₹ 3460934/- found short from Sh. O.P. Giri, DC	₹ 3460934/- found short from Sh. O.P. Giri, DC	Not available
NR	FZR	DC Office, FZR	2017-18	1180024	₹ 136066/- due from Sh. Ram Prakash, ex. DC/FZR, ₹ 21008/- due from DC/DLI, ₹ 384458/- due from DC/B.House, ₹ 28992/- Not traceable & ₹ 609500/- torn out cash	₹ 136066/- due from Sh. Ram Prakash, ex. DC/FZR, ₹ 21008/- due from DC/DLI, ₹ 384458/- due from DC/B.House, ₹ 28992/- Not traceable & ₹ 609500/- torn out cash	Not available

NR	HQ	Cash Office, Construction, K. Gate	2017-18	802196	₹ 802196/- case of misappropriation of cash against the cashier Sh. Vibhishan Bhagat, Ex sr. Cashier	Not available
NR	FZR	NR-WS-ASR	2017-18	199354	₹ 112092/- short from C.D. Devram, ₹ 87262/- outstanding against cashier	Not available
NR	UMB	Cash Office, JUDW	2017-18	14410	₹ 14410/- Very old balance, not traceable	Not available
<b>NR</b>	<b>TOTAL</b>		<b>2017-18</b>	<b>47445867</b>		47445867
<b>ER</b>	<b>HQ/KOLKATA</b>	<b>CASH &amp; PAY Office/FP/HQ</b>	<b>2017-18</b>	<b>24082723</b>	₹ 362340 received from Sr. DC/HWH, ₹ 14736670 received from Sr. DC/SDAH, ₹ 1568604 received from Sr. DC/ASN, ₹ 3130728 received from Sr. DC/MLDT, Transit amount ₹ 1048282, Inefficient Balance (₹ 3236099.14) 1.) Seal/dah/Flood ₹68453.44 2.) Only Note ₹ 72662.33 3.) Missing from Vault ₹ 500000 4.) Cash with P.L.Jaiswara, Ex Cashier ₹ 2594983.37	Cash/instrument remitted to bank on subsequent dates, Inefficient balances:- (1) Lying since 1978, No waiver proposal initiated. (2) Lying since 1978, No waiver proposal initiated. (3) Lying since 1968, No waiver proposal initiated. (4) Lying since 1986, No waiver proposal initiated.
WCR	HQ's3601	HQ's3601	2017-18	599033	Not available	Very old balance, records not available
WCR	JBP DIV	JBP DIV	2017-18	2555955	Not available	Very old balance, records not available
WCR	BPL DIV	BPL DIV	2017-18	1776314	Not available	Very old balance, records not available
WCR	Zonal	Zonal	2017-18	4931302	Not available	Very old balance, records not available
<b>WCR</b>	<b>TOTAL</b>		<b>2017-18</b>	<b>9862604</b>		....
NER	BSB	Sr.DFM/BSB	2017-18	421297	Cleared on 09.04.2018	NAP
<b>NER</b>	<b>TOTAL</b>		<b>2017-18</b>	<b>421297</b>		Closing Balance of ₹ 10067933 (₹ 1.00 Crore) for Departmental Balances under head 8671-105 has been shown in Annexure-I.
WR	CCG	CCG	2017-18	435597942	....	NAP
WR	BCT	BCT Cash Office	2017-18	2113986	....	Cashier Shr S M Nair had misappropriated cash during the year 2002. As per Para 4 of the CAT judgment dtd. 07/03/18 on OA no. 188/18, there is a criminal revision application pending before High Court.
<b>WR</b>	<b>TOTAL</b>		<b>2017-18</b>	<b>437711928</b>	....	....
<b>CORE</b>	<b>TOTAL</b>		<b>2017-18</b>	<b>0</b>	....	....

Metro Rly (MTP CAL Unit)	TOTAL	Metro Railway cash Office	2017-18	17693081	....	....
SER	KGP	Sr.DFM/KGP	2018-19	781216668	....	Balance of Station Cash and miscellaneous cash
SER	Adra	Sr.DFM/Adra	2018-19	51817	....	Balance of Station Cash and miscellaneous cash
SER	CKP	Sr.DFM/CKP	2018-19	1888132720	....	Balance of Station Cash and miscellaneous cash
SER	OL/GRC	Dy. FA&CAO/G/GRC	2018-19	927309038	....	Balance of Station Cash and miscellaneous cash
<b>SER</b>	<b>TOTAL</b>		<b>2018-19</b>	<b>3596710243</b>	....	....
SCR	SC	SC CASH OFFICE	2018-19	60439769	....	SC Cash Office - Unrealised Cheques ₹60439769/-
SCR	SC	SC PAY OFFICE	2018-19	989830	....	....
SCR	BZA	BZA CASH OFFICE	2018-19	11815936	....	....
SCR	BZA	BZA PAY OFFICE	2018-19	-9200	....	....
SCR	HYB	HYB PAY OFFICE	2018-19	0	....	....
SCR	NED	NED PAY OFFICE	2018-19	0	....	....
SCR	GTL	GTL PAY OFFICE	2018-19	-60120	....	....
SCR	GNT	GNT PAY OFFICE	2018-19	4000	....	....
SCR	RYP	RYP. W.SHOP PAY OFFICE	2018-19	2000	....	....
SCR	NED	CON/NED PAY OFFICE	2018-19	200	....	....
<b>SCR</b>	<b>TOTAL</b>		<b>2018-19</b>	<b>73182415</b>	....	....
ECR	DHN	Sr.DFM/DHN	2018-19	74336	Available with DC	For Payment to Imprest of Executives. Distributed to Cashier at next day for payment
ECR	DNR	Sr.DFM/DNR	2018-19	151906	Available with DC	For Payment to Imprest of stations. Distributed to Cashier at next day for payment
<b>ECR</b>	<b>TOTAL</b>		<b>2018-19</b>	<b>226242</b>	....	....
CR	CR/HQ	Cash office/HQ	2018-19	219677144.1	NAV	NAV
CR	BB/ Divn	Cash office/BB	2018-19	35812183	NAV	NAV
CR	Cosnt CSMT	Cash office/BB	2018-19	465787	NAV	NAV
CR	WAO/MTN	Cash office/BB	2018-19	7129686.77	NAV	NAV
CR	WAO/PR	Cash office/BB	2018-19	13188993.4	NAV	NAV
CR	NGP/Divn	Cash office/NGP	2018-19	5660451.87	NAV	NAV
CR	Const. NGP	Cash office, Const. NGP	2018-19	1650	NAV	NAV
CR	PA/Divn	Pay Office/PA	2018-19	126115	NAV	NAV
<b>CR</b>	<b>TOTAL</b>		<b>2018-19</b>	<b>282062011</b>	....	....
<b>NWR</b>	<b>TOTAL</b>		<b>2018-19</b>	<b>0</b>	....	....
SR	HQRS	FA&CAO/HQ	2018-19	3316150	Station earnings	Station earnings received on 31st March which were deposited in 1st week of April

SR	Chennai	Sr.DFM/MAS	2018-19	56054709	Advance cheque	Advance cheque pertaining to old period kept outstanding without clearance
<b>SR</b>	<b>TOTAL</b>		<b>2018-19</b>		....	....
NFR	HQ/Maligaon	Chief Cashier/Maligaon	2018-19	59370859 374041483	....	....
NFR	Katihar Division	Sr. DFM/ Katihar	2018-19	27492908	....	....
NFR	NFR Construction	FA & CAO (Con)/ Maligaon	2018-19	1511310	....	....
<b>NFR</b>	<b>TOTAL</b>		<b>2018-19</b>	<b>403045701</b>	....	....
NCR	JHS Div.	Divisional Cashier/JHS	2018-19	28543422	DD pending	Due to non clearance from the bank, cash/DD on hand
NCR	Const./JHS	Divisional Cashier/JHS	2018-19	702625	DD pending	Due to non clearance from the bank, DD on hand
NCR	Workshop/JHS	Divisional Cashier/JHS	2018-19	253025	DD pending	Due to non clearance from the bank
<b>NCR</b>	<b>TOTAL</b>		<b>2018-19</b>	<b>29499072</b>	....	....
NR	DLI	DC Office, New Delhi	2018-19	41803359	From DC/DRM/DLI 4,18,03,359	Not available
NR	MB	DC Office, Moradabad	2018-19	3460934	₹ 3460934/- found short from Sh. O.P. Giri, DC	Not available
NR	FZR	DC Office, FZR	2018-19	1180024	₹ 136066/- due from Sh. Ram Prakash, ex. DC/FZR, ₹ 21008/- due from DC/DLI, ₹ 384458/- due from DC/B.House, ₹ 28992/- Not traceable & ₹ 609500/- torn out cash	Not available
NR	HQ	Cash Office, Construction, K. Gate	2018-19	802196	₹ 802196/- case of misappropriation of cash against the cashier Sh. Vibhishan Bhagat, Ex sr. Cashier	Not available
NR	FZR	NR-WS-ASR	2018-19	199354	₹ 112092/- short from C.D. Devram, ₹ 87262/- outstanding against cashier	Not available
NR	UMB	Cash Office, JUDW	2018-19	14410	₹ 14410/- Very old balance, not traceable	Not available
<b>NR</b>	<b>TOTAL</b>		<b>2018-19</b>	<b>47460277</b>	....	....
<b>ER</b>	<b>HQ/KOLKATA</b>	<b>CASH &amp; PAY Office/FP/HQ</b>	<b>2018-19</b>	<b>67867559</b>	₹ 99667 received from Sr. DC/HWH, ₹ 96580 received from Sr. DC/SDAH, ₹ 8137 received from Sr. DC/ASN, ₹ 103870 received from Sr. DC/MLDT, Transit amount ₹ 64323206, Inefficient Balance (₹ 3236099.14) 1.) SealDAH/Flood ₹ 68453.44 2.) Oily Note ₹ 72662.33 3.) Missing from Vault ₹ 500000	Cash/Instrument remitted to bank on subsequent dates. Inefficient balances:- (1) Lying since 1978, No waiver proposal initiated. (2) Lying since 1978, No waiver proposal initiated. (3) Lying since 1968, No waiver proposal initiated. (4) Lying since 1986, No waiver proposal initiated.

ECOR	SBP	Sr.DFM/SBP	2018-19	95791	4.) Cash with P.L.Jaiswara, Ex Cashier ₹ 2594983.37	Amount did not show in RIB under suspense head
<b>ECOR</b>	<b>TOTAL</b>		<b>2018-19</b>	<b>95791</b>	....	....
WCR	HQr's3602	HQr's3602	2018-19	599033	Not available	Very old balance, records not available
WCR	JBP DIV	JBP DIV	2018-19	2555955	Not available	Very old balance, records not available
WCR	BPL DIV	BPL DIV	2018-19	1776314	Not available	Very old balance, records not available
<b>WCR</b>	<b>TOTAL</b>		<b>2018-19</b>	<b>4931302</b>	....	....
NER	BSB	Sr.DFM/BSB	2018-19	346557	cleared on 02.04.2019	NAP
<b>NER</b>	<b>TOTAL</b>		<b>2018-19</b>	<b>346557</b>	....	....
WR	CCG	CCG	2018-19	3600	NAP	....
WR	BCT	BCT Cash Office	2018-19	2113986	....	....
<b>WR</b>	<b>TOTAL</b>		<b>2018-19</b>	<b>2117586</b>	....	....
<b>CORE</b>	<b>TOTAL</b>		<b>2018-19</b>	<b>0</b>	....	....
<b>Metro Rly (MTP CAL Unit)</b>	<b>Metro Rly (MTP CAL Unit)</b>	<b>Metro Railway cash Office</b>	<b>2018-19</b>	<b>11448100</b>	....	Balance of Station Cash and miscellaneous cash. Balance of Station Cash and miscellaneous cash not remitted into bank till 31st March. However, in respect of CKP Division and H.Q. /GRC, please see remarks in the Report."
SER	Adra	Sr.DFM/Adra	2019-20	1000	....	....
SER	CKP	Sr.DFM/CKP	2019-20	1286507475	....	....
SER	OL/GRC	Dy. FA&CAO/G/ GRC	2019-20	927309038	....	....
<b>SER</b>	<b>TOTAL</b>			<b>2213817513</b>	....	....
SCR	SC CASH OFFICE	SC CASH OFFICE	2019-20	105794323	On hand Cash ₹3581168/- + Unrealised Cheques ₹102213154.50	Data not made available
SCR	DIVISION SC	SC PAY OFFICE	2019-20	989830	Data not made available	Appearing since introduction of IPAS
SCR	BZA CASH OFFICE	BZA CASH OFFICE	2019-20	105712254	Data not made available	Unrealised Challans towards coaching and goods
SCR	DIVISION BZA	BZA PAY OFFICE	2019-20	-9200	Data not made available	Appearing since introduction of IPAS
SCR	DIVISION GTL	GTL PAY OFFICE	2019-20	-332810	Data not made available	Since implementation of IPAS amount reflected
SCR	DIVISION GNT	GNT PAY OFFICE	2019-20	4000	Data not made available	Since implementation of IPAS amount reflected
SCR	WORKSOP RYP	RYP. W.SHOP PAY OFFICE	2019-20	2000	Data not made available	Wrongly Booked Cash Imprest
SCR	CN/NED	CON/NED PAY OFFICE	2019-20	200	Data not made available	Since implementation of IPAS amount reflected
<b>SCR</b>	<b>TOTAL</b>		<b>2019-20</b>	<b>212160597</b>	....	....

ECR	DHN	Sr.DFM/DHN	2019-20	72748	Available with DC	For Payment to Imprest of Executives. Distributed to Cashier at next day for payment
ECR	DNR	Sr.DFM/DNR	2019-20	357914	Available with DC	For Payment to Imprest of stations. Distributed to Cashier at next day for payment
<b>ECR</b>	<b>TOTAL</b>		2019-20	<b>430662</b>	....	....
CR	CR/HQ	Cash office/HQ	2019-20	7751594.46	NAV	NAV
CR	BB/Divn	Cash office/BB	2019-20	35812183	NAV	NAV
CR	Cosmt CSMT	Cash office/BB	2019-20	465787	NAV	NAV
CR	WAO/MTN	Cash office/BB	2019-20	7129686.77	NAV	NAV
CR	WAO/PR	Cash office/BB	2019-20	13188993.4	NAV	NAV
CR	NGP/Divn	Cash office/NGP	2019-20	5660451.87	NAV	NAV
CR	Const. NGP	Cash office, Const. NGP	2019-20	1650	NAV	NAV
CR	PA/Divn	Pay Office/PA	2019-20	126115	NAV	NAV
<b>CR</b>	<b>TOTAL</b>		<b>2019-20</b>	<b>70136461.5</b>	....	....
SR	HQRS	FA&CAO/HQ	2019-20	267132	Station earnings	Station earnings received on 31st March which were deposited in 1st week of April
SR	Chennai	Sr.DFM/MAS	2019-20	56054709	Advance cheque	Advance cheque pertaining to old period kept outstanding without clearance
<b>SR</b>	<b>TOTAL</b>		<b>2019-20</b>	<b>56321841</b>	....	....
NFR	HQ/Maligaon	Chief Cashier/Maligaon	2019-20	186382194	NAP	....
NFR	Katihar Division	Sr. DFM/ Katihar	2019-20	19110338	NAP	....
NFR	NFR Construction	FA & CAO (Com)/ Maligaon	2019-20	1511310	NAP	....
<b>NFR</b>	<b>TOTAL</b>		<b>2019-20</b>	<b>207003842</b>	....	....
NCR	JHS Div.	Divisional Cashier/JHS	2019-20	36884505	DD pending	Due to non clearance from the bank, cash/DD on hand
NCR	Const./JHS	Divisional Cashier/JHS	2019-20	938886	DD pending	Due to non clearance from the bank, DD on hand
NCR	Workshop/JHS	Divisional Cashier/JHS	2019-20	1363485	DD pending	Due to non clearance from the bank
NCR	Workshop/STLI	Divisional Cashier/JHS	2019-20	270	DD pending	Due to non clearance from the bank
<b>NCR</b>	<b>TOTAL</b>		<b>2019-20</b>	<b>39187146</b>	....	....
NR	DLI	DC Office, New Delhi	2019-20	41803359	From DC/DRM/DLI 4, 18,03,359	Not available
NR	MB	DC Office, Moradabad	2019-20	3460934	₹ 3460934/- found short from Sh. O.P. Giri, DC	Not available
NR	FZR	DC Office, FZR	2019-20	1180024	₹ 136066/- due from Sh. Ram Prakash, ex. DC/FZR, ₹ 21008/- due from DC/DLI, ₹ 384458/- due from	Not available



NR	HQ	Cash Office, Construction, K.Gate	2019-20	802196	DC/B.House, ₹ 28992/- Not traceable & ₹ 609500/- torn out cash	Not available
NR	FZR	NR-WS-ASR	2019-20	199354	₹ 802196/- case of misappropriation of cash against the cashier Sh. Vibhishan Bhagat, Ex sr. Cashier	Not available
NR	LKO	R&S-CB-LKO	2019-20	84813	₹ 112092/- short from C.D. Devram, ₹ 87262/- outstanding against cashier	Not available
NR	UMB	Cash Office, JUDW	2019-20	14410	₹ 84813/- outstanding against cashier	Not available
NR	<b>TOTAL</b>		<b>2019-20</b>	<b>47545090</b>	₹ 14410/- Very old balance, not traceable	Not available
<b>ER</b>	<b>HQ/KOLKATA</b>	<b>CASH &amp; PAY Office/FP/HQ</b>	<b>2019-20</b>	<b>9407918</b>	₹ 0 received from Sr. DC/HWH, ₹ 18122999 received from Sr. DC/SDAH, ₹ 33825 received from Sr. DC/ASN, ₹ 241350 received from Sr. DC/MLDT, Transit amount ₹ (-)12226355, Inefficient Balance (₹ 3236099.14)	Cash remitted to bank on subsequent dates, Bank Clearance for transit amount was more than remitted earnings which included previous transit, Inefficient balances :-(1) Lying since 1978, No waiver proposal initiated.
<b>ECoR</b>	<b>Sr.DFM/SBP</b>		<b>2019-20</b>	<b>95791</b>	1) Sealdah/Flood ₹68453.44 2) Oily Note ₹ 72662.33 3) Missing from Vault ₹ 500000 4) Cash with P.L.Jaiswara, Ex Cashier ₹ 2594983.37	(2) Lying since 1978, No waiver proposal initiated. (3) Lying since 1968, No waiver proposal initiated. (4) Lying since 1986, No waiver proposal initiated.
WCR	HQ's3603	HQ's3603	2019-20	599033	Not available	Amount did not show in RIB under suspense head
WCR	JBP DIV	JBP DIV	2019-20	2555955	Not available	Very old balance, records not available
WCR	BPL DIV	BPL DIV	2019-20	1776314	Not available	Very old balance, records not available
WCR	W&S KOTA	W&S KOTA	2019-20	110500	1. ₹ 110000 was cash Imprest for Covid-19 expenditure of CWM office, Kota.. 2. ₹ 500 was excess amount of cash Imprest not surrender.	Very old balance, records not available Wrongly booked*
<b>WCR</b>	<b>TOTAL</b>		<b>2019-20</b>	<b>5041802</b>		.....
<b>NER</b>	<b>BSB</b>	<b>Sr.DFM/BSB</b>	<b>2019-20</b>	<b>4779200</b>		.....
WR	CCG	CCG	2019-20	3600	NAP	NAP
WR	BCT	BCT Cash Office	2019-20	2113986	NA	Cashier Shri S M Nair had misappropriated cash during the year 2002. As per Para 4 of the CAT judgment dtd. 07/03/18 on OA no. 188/18, there is a criminal revision application pending before High Court.
<b>WR</b>	<b>TOTAL</b>		<b>2019-20</b>	<b>2117586</b>		

CORE Metro Rly (MTP CAL Unit)	TOTAL Metro Rly (MTP CAL Unit)	Metro Railway cash Office	2019-20	2019-20	0	....	....
SER	Adra	Sr.DFM/Adra	2020-21	826904	....	....	Balance of Station Cash and miscellaneous cash, not remitted into Bank till 31st March.
SER	CKP	Sr.DFM/CKP	2020-21	1260613412	....	....	Balance of Station Cash and miscellaneous cash not remitted into bank till 31st March. However, in respect of CKP Division and H.Q./GRC, please see remarks in the Report
SER	OL/GRC	Dy. FA&CAO/G/GRC	2020-21	927309038	....	....	....
<b>SER</b>	<b>TOTAL</b>		<b>2020-21</b>	<b>2188749354</b>	....	....	Data not made available
SCR	SC CASH OFFICE	SC CASH OFFICE	2020-21	92508091	On hand Cash ₹ 1040504/- + Unrealised Cheques ₹ 91467587/-	....	Data not made available
SCR	DIVISION SC	SC PAY OFFICE	2020-21	989830	Data not made available	....	Appearing since introduction of IPAS by default
SCR	BZA CASH OFFICE	BZA CASH OFFICE	2020-21	126922643	Data not made available	....	Unrealised Challans towards coaching and goods
SCR	DIVISION BZA	BZA PAY OFFICE	2020-21	-9200	Data not made available	....	Appearing since introduction of IPAS by default
SCR	DIVISION GTL	GTL PAY OFFICE	2020-21	-60120	Data not made available	....	Since implementation of IPAS amount reflected as default
SCR	DIVISION GNT	GNT PAY OFFICE	2020-21	4000	Data not made available	....	Since implementation of IPAS amount reflected as default
SCR	CN/NED	CON/NED PAY OFFICE	2020-21	200	Data not made available	....	Since implementation of IPAS amount reflected as default
<b>SCR</b>	<b>TOTAL</b>		<b>2020-21</b>	<b>220355444</b>	....	....	....
ECR	DHN	Sr.DFM/DHN	2020-21	25943	Available with DC	....	For Payment to Imprest of Executives. Distributed to Cashier at next day for payment
ECR	DNR	Sr.DFM/DNR	2020-21	57852	Available with DC	....	For Payment to Imprest of stations. Distributed to Cashier at next day for payment
<b>ECR</b>	<b>TOTAL</b>		<b>2020-21</b>	<b>83795</b>	....	....	....
CR	CR/HQ	Cash office/HQ	2020-21	303396725	NAV	NAV	NAV
CR	BB/ Divn	Cash office/BB	2020-21	35812183	NAV	NAV	NAV
CR	Cosnt CSMT	Cash office/BB	2020-21	465787	NAV	NAV	NAV
CR	WAO/MTN	Cash office/BB	2020-21	7129686.77	NAV	NAV	NAV
CR	WAO/PR	Cash office/BB	2020-21	13188993.4	NAV	NAV	NAV
CR	NGP/Divn	Cash office/NGP	2020-21	5660451.87	NAV	NAV	NAV
CR	Const. NGP	Cash office, Const. NGP	2020-21	1650	NAV	NAV	NAV
CR	PA/ Divn	Pay Office/PA	2020-21	126115	NAV	NAV	NAV
<b>CR</b>	<b>TOTAL</b>		<b>2020-21</b>	<b>365781592</b>	....	....	....
<b>NWR</b>	<b>TOTAL</b>		<b>2020-21</b>	<b>0</b>	....	....	....

SR	HQRS	FA&CAO/HQ	2020-21	139382684	Station earnings	Station earnings received on 31st March which were deposited in 1st week of April
SR	Chennai	Sr.DFM/MAS	2020-21	56054709	Advance cheque	Advance cheque pertaining to old period kept outstanding without clearance
SR	Palghat	Sr.DFM/PGT	2020-21	16568	Miscellaneous cash receipt	Miscellaneous cash received on the last day of the year
<b>SR</b>	<b>TOTAL</b>		<b>2020-21</b>	<b>195453961</b>	....	....
NFR	HQ/Maligaon	Chief Cashier/Maligaon	2020-21	126705751	....	....
NFR	Katihar Division	Sr. DFM/ Katihar	2020-21	32473924	....	....
NFR	NFR Construction	FA & CAO (Com)/ Maligaon	2020-21	1511310	....	....
<b>NFR</b>	<b>TOTAL</b>		<b>2020-21</b>	<b>160690985</b>	....	....
NCR	JHS Div.	Divisional Cashier/JHS	2020-21	31854638	DD pending	Due to non-clearance from the bank, cash/DD on hand
NCR	Const./JHS	Divisional Cashier/JHS	2020-21	948510	DD on hand, DD pending	Due to non-clearance from the bank, DD on hand
NCR	Workshop/JHS	Divisional Cashier/JHS	2020-21	1363681	DD pending	Due to non-clearance from the bank
<b>NCR</b>	<b>TOTAL</b>		<b>2020-21</b>	<b>34166829</b>	....	....
NR	DLI	DC Office, New Delhi	2020-21	41803359	From DC/DRM/DLI 4,18,03,359	Not available
NR	MB	DC Office, Moradabad	2020-21	3460934	₹ 3460934/- found short from Sh. O.P. Giri, DC	Not available
NR	FZR	DC Office, FZR	2020-21	1180024	₹ 136066/- due from Sh. Ram Prakash, ex. DC/FZR, ₹ 21008/- due from DC/DLI, ₹ 384458/- due from DC/B.House, ₹ 28992/- Not traceable & ₹ 609500/- torn out cash	Not available
NR	HQ	Cash Office, Construction, K.Gate	2020-21	802196	₹ 802196/- case of misappropriation of cash against the cashier Sh. Vibhishan Bhagat, Ex sr. Cashier	Not available
NR	FZR	NR-WS-ASR	2020-21	199354	₹ 112092/- short from C.D. Devram, ₹ 87262/- outstanding against cashier	Not available
NR	LKO	R&S-CB-LKO	2020-21	84813	₹ 84813/- outstanding against cashier	Not available
NR	UMB	Cash Office, JUDW	2020-21	14410	₹ 14410/- Very old balance, not traceable	Not available
<b>NR</b>	<b>TOTAL</b>		<b>2020-21</b>	<b>47545090</b>		
<b>ER</b>	<b>HQ/KOLKATA</b>	<b>CASH &amp; PAY Office/FP/HQ</b>	<b>2020-21</b>	<b>37617833</b>	₹. 13759941 received from Sr. DC/HWH, ₹. 51795467 received from Sr. DC/SDAH, ₹. 3597981 received from Sr. DC/ASN, ₹. 2147606 received from Sr. DC/M/LDT, Transit	Cash remitted to bank on subsequent dates. Bank clearance for transit amount was more than remitted earnings which included previous transit amount. Inefficient balances:- (1) Lying since 1978, No waiver proposal initiated. (2) Lying since 1978, No waiver proposal initiated.

							amount ₹. (-)36919262, Inefficient Balance (₹. 3236099.14) 1.) Seal/dah/Flood ₹.68453.44 2.) Oily Note ₹. 72662.33 3.) Missing from Vault ₹ 500000 4.) Cash with P.L.Jaiswara, Ex Cashier ₹. 2594983.37	(3) Lying since 1968, No waiver proposal initiated. (4) Lying since 1986, No waiver proposal initiated.
<b>ECoR</b>	<b>TOTAL</b>		<b>2020-21</b>		<b>0</b>			Closing Balance of ₹ 13094983 (₹ 1.31 crore) for Departmental Balances under head 8671-105 has been shown in Annexure-I.
WCR	HQr's3604	HQr's3604	2020-21		599033		....	Very old balance, records not available
WCR	JBP DIV	JBP DIV	2020-21		2555955		....	Very old balance, records not available
WCR	BPL DIV	BPL DIV	2020-21		1776314		....	Very old balance, records not available
WCR	W&S KOTA	W&S KOTA	2020-21		110500		....	wrong booking
<b>WCR</b>	<b>TOTAL</b>		<b>2020-21</b>		<b>5041802</b>		....	....
<b>NER</b>	<b>TOTAL</b>		<b>2020-21</b>		<b>0</b>		....	....
WR	CCG	CCG	2020-21		345340		NAP	NAP
WR	BCT	BCT Cash Office	2020-21		2113986		....	Cashier Shr S M Nair had misappropriated cash during the year 2002. As per Para 4 of the CAT judgment dtd. 07/03/18 on OA no. 188/18, there is a criminal revision application pending before High Court.
<b>WR</b>	<b>TOTAL</b>		<b>2020-21</b>		<b>2459326</b>		....	....
<b>CORE</b>	<b>TOTAL</b>		<b>2020-21</b>		<b>0</b>		....	....
<b>Metro Rly (MTP CAL Unit)</b>	<b>TOTAL</b>	<b>Metro Railway cash Office</b>	<b>2020-21</b>		<b>1879824</b>		....	....
SER	CKP	Sr.DFM/CKP	2021-22		1229586484		....	Balance of Station Cash and miscellaneous cash not remitted into bank till 31st March. However, in respect of CKP Division , please see remarks in the Report
SER	RNC	Sr.DFM/RNC	2021-22		1764		....	
SER	OL/GRC	Dy. FA&CAO/G/ GRC	2021-22		927465400		....	Balance of Station Cash and miscellaneous cash not remitted into bank till 31 st March. However, in respect of H.Q./GRC please see remarks in the Report
<b>SER</b>	<b>TOTAL</b>		<b>2021-22</b>		<b>2157053648</b>		....	
SCR	SC CASH OFFICE	SC CASH OFFICE	2021-22		94551825		On hand Cash ₹1778211/- + Unrealised Cheques ₹92773614.25	Data not made available
SCR	DIVISION SC	SC PAY OFFICE	2021-22		989830		Data not made available	Appearing since introduction of IPAS by default

SCR	BZA CASH OFFICE	BZA CASH OFFICE	2021-22	41923047	Data not made available	Unrealised Challans towards coaching and goods
SCR	DIVISION BZA	BZA PAY OFFICE	2021-22	-9200	Data not made available	Appearing since introduction of IPAS by default
SCR	DIVISION GTL	GTL PAY OFFICE	2021-22	-60120	Data not made available	Since implementation of IPAS amount reflected as default
SCR	DIVISION GNT	GNT PAY OFFICE	2021-22	4000	Data not made available	Since implementation of IPAS amount reflected as default
SCR	CN/NED	CON/NED PAY OFFICE	2021-22	200	Data not made available	Since implementation of IPAS amount reflected as default
SCR	<b>TOTAL</b>		<b>2021-22</b>	<b>137399582</b>		Closing Balance of ₹ 1637982339 (₹ 163.80 crore) for Departmental Balances under head 8671-105 has been shown in Annexure-I.
ECR	DHN	Sr.DFM/DHN	2021-22	26356	Available with DC	For Payment to Imprest of Executives. Distributed to Cashier at next day for payment
ECR	<b>TOTAL</b>		<b>2021-22</b>	26356		Closing Balance of ₹ 891152561 (₹ 89.12 crore) for Departmental Balances under head 8671-105 has been shown in Annexure-I.
CR	CR/HQ	Cash office/HQ	2021-22	51668049	....	NAV
CR	BB/ Divn	Cash office/BB	2021-22	35812183	....	NAV
CR	Cosnt CSMT	Cash office/BB	2021-22	465787	....	NAV
CR	WAO/MTN	Cash office/BB	2021-22	7129687	....	NAV
CR	WAO/PR	Cash office/BB	2021-22	13188993	....	NAV
CR	NGP/Divn	Cash office/NGP	2021-22	5660452	....	NAV
CR	Const. NGP	Cash office, Const. NGP	2021-22	1650	....	NAV
CR	PA/Divn	Pay Office/PA	2021-22	126115	....	NAV
CR	<b>TOTAL</b>		<b>2021-22</b>	<b>114052917</b>		
NWR	<b>TOTAL</b>		<b>2021-22</b>	<b>0</b>		Closing Balance of ₹ 62920247 (₹ 6.29 crore) for Departmental Balances under head 8671-105 has been shown in Annexure-I.
SR	HQRS	FA&CAO/HQ	2021-22	53871501	Station earnings	Station earnings received on 31st March which were deposited in 1st week of April
SR	Chennai				Advance cheque	Advance cheque pertaining to old period kept outstanding without clearance
SR	Palghat	Sr.DFM/MAS	2021-22	56054709		
SR	Trivandrum	Sr.DFM/PGT	2021-22	4510	Miscellaneous cash receipt	Miscellaneous cash received on the last day of the year
SR	<b>TOTAL</b>		<b>2021-22</b>	<b>109970920</b>		
NFR	HQ/Maligaon	Chief Cashier/Maligaon	2021-22	230170950	....	This has occurred due to unrealised DDs/Cheques lying with the Bank
NFR	Katihar Division	Sr. DFM/ Katihar	2021-22	24010004	....	Out of this amount ₹ 1,81,96,630.72 was cash in transit for the month of March-2022 which was cleared in the first week of April-2022. The rest amount of ₹

NFR	New Jalpaiguri	ADFM/ New Jalpaiguri	2021-22	94325	....	58,13,373/- has been appearing since June -2017 due to error in porting from AFRES to IPAS
NFR	NFR Construction	FA & CAO (Com)/ Maligaon	2021-22	1511310	....	Cash in transit for the month of March-2022
<b>NFR</b>	<b>TOTAL</b>		<b>2021-22</b>	<b>255786589</b>		Porting Error from AFRES to IPAS in September-2017.
NCR	JHS Div.	Divisional Cashier/JHS	2021-22	43598275	Cash, DD on hand, DD pending	Due to non clearance from the bank, cash/DD on hand
NCR	Const./JHS	Divisional Cashier/JHS	2021-22	948510	DD pending	Due to non clearance from the bank, DD on hand
NCR	Workshop/JHS	Divisional Cashier/JHS	2021-22	133346	DD pending	Due to non clearance from the bank
NCR	Traffic/PRYJ	Divisional Cashier/PRYJ	2021-22	16406472	Cheque Pending	Due to non clearance from the bank
<b>NCR</b>	<b>TOTAL</b>		<b>2021-22</b>	<b>61086603</b>		Closing Balance of ₹ 222609411 (₹ 22.26 crore) for Departmental Balances under head 8671-105 has been shown in Annexure-I.
NR	DLI	DC Office, New Delhi	2021-22	40275668	From DC/DRM/DLI 4,18,03,359	Not available
NR	MB	DC Office, Moradabad	2021-22	3460934	₹ 3460934/- found short from Sh. O.P. Giri, DC	₹ 3460934/- found short from Sh. O.P. Giri, DC, who has been acquitted by the court. Further course of action is pending at headquarter level at Baroda House, N.Delhi
NR	FZR	DC Office, FZR	2021-22	1151032	₹ 136066/- due from Sh. Ram Prakash, ex. DC/FZR, ₹ 21008/- due from DC/DLI, ₹ 384458/- due from DC/B.House & ₹ 609500/- torn out cash	Not available
NR	HQ	Cash Office, Construction, K. Gate	2021-22	802196	₹ 802196/- case of misappropriation of cash against the cashier Sh. Vibhishan Bhagat, Ex sr. Cashier	Not available
NR	FZR	NR-WS-ASR	2021-22	199354	₹ 112092/- short from C.D. Devram, ₹ 87262/- outstanding against cashier	Not available
NR	LKO	R&S-NR-CB-LKO	2021-22	84813	₹ 84813/- outstanding against cashier	Not available
NR	UMB	Cash Office, JUDW	2021-22	14410	₹ 14410/- Very old balance, not traceable	Not available
<b>NR</b>	<b>TOTAL</b>		<b>2021-22</b>	<b>45988407</b>		
<b>ER</b>	<b>HQ/KOLKATA</b>	<b>CASH &amp; PAY Office/FP/HQ</b>	<b>2021-22</b>	<b>165445349</b>	₹ 41200685 received from Sr. DC/HWH, ₹ 25863076 received from Sr. DC/SDAH, ₹ 59431807 received from Sr. DC/ASN, ₹ 35713682 received from Sr. DC/MLDT,	Cash remitted to bank on subsequent dates. (1) Lying since 1978, No waiver proposal initiated, (2) Lying since 1978, No waiver proposal initiated, (3) Lying since 1968, No waiver proposal initiated, (4) Lying since 1986, No waiver proposal initiated.

ECoR	TOTAL		2021-22	0	Inefficient Balance (₹ 3236099.14) (1) Sealdah/Flood ₹68453.44 (2) Oily Note ₹ 72662.33 (3) Missing from Vault ₹ 500000 (4) Cash with P.L.Jaiswara, Ex Cashier ₹ 2594983.37	Closing Balance of ₹ 13094983 (₹ 1.31 crore) for Departmental Balances under head 8671-105 has been shown in Annexure-I.
WCR	HQr's3605	HQr's3605	2021-22	599033	Not available	Very old balance, records not available
WCR	JBP DIV	JBP DIV	2021-22	2555955	Not available	Very old balance records not available
WCR	BPL DIV	BPL DIV	2021-22	1776314	Not available	Very old balance records not available
WCR	W&S KOTA	W&S KOTA	2021-22	110500	Not available	Wrongly booked*
WCR	TOTAL		2021-22	5041802		
NER	IZN	Sr. DFM/IZN	2021-22	80000	Cleared in april 2022 by Sr.DFM/IZN	
NER	LJN	Sr. DFM/LJN	2021-22	2000	DRM award 2021	Deposited into Bank SBI/LKO on 02-04-22
NER	IZN WS	WAO/IZN	2021-22	20400	Cleared in April 1 2022 by WAO/IAN	
NER	TOTAL		2021-22	102400		Closing Balance of ₹ 3206666 (₹ 32.07 Lac) for Departmental Balances under head 8671-105 has been shown in Annexure-I.
WR	CCG	CCG	2021-22	3600	....	....
WR	BCT	BCT Cash Office	2021-22	2113986		Cashier Shri S M Nair had misappropriated cash during the year 2002. As per Para 4 of the CAT judgment dtd. 07/03/18 on OA no. 188/18, there is a criminal revision application pending before High Court.
WR	TOTAL		2021-22	2117586		
CORE	TOTAL		2021-22	0		
Metro Rly (MTP CAL Unit)	Metro Rly. (MTP CAL Unit)	Metro Rly. Cash Office	2021-22	1881282		

**Annexure - 4.5  
(Ref: Para 4.4.2)**

**Statement showing the details of amount waived off by Competent authority lying with Divisional Cashiers/Cashiers or under the head 8671-105 of Account Current**

<b>ZR/PU</b>	<b>Name of Cash Office</b>	<b>Year (end of the year)</b>	<b>Amount lying at the end of the year (in ₹)</b>	<b>Whether proposal initiate during the year for clearance /waiver (Yes/No)</b>	<b>Designation of the Competent Authority</b>	<b>Whether Waived or Not</b>	<b>If yes, date of approval by the Competent Authority</b>	<b>If not, Reasons thereof</b>
<b>1</b>	<b>2</b>	<b>3</b>	<b>4</b>	<b>5</b>	<b>6</b>	<b>7</b>	<b>8</b>	<b>9</b>
SER	Sr.DFM/KGP	2017-18	749958861	No	NAP	NAP	NAP	NAP
SER	Sr.DFM/Adra	2017-18	23305	No	NAP	NAP	NAP	NAP
SER	Sr.DFM/CKP	2017-18	1461083335	No	NAP	NAP	NAP	NAP
SER	Dy. FA&CAO/G/ GRC	2017-18	927309038	No	NAP	NAP	NAP	NAP
<b>SER</b>	<b>TOTAL</b>	<b>2017-18</b>	<b>3138374539</b>					
SCR	SC CASH OFFICE	2017-18	105997178	No	NAP	NAP	NAP	NAP
SCR	SC PAY OFFICE	2017-18	989830	No	NAP	NAP	NAP	Since implementation of IPAS amount reflected by default
SCR	BZA CASH OFFICE	2017-18	26256306	No	NAP	NAP	NAP	NAP
SCR	BZA PAY OFFICE	2017-18	-9200	No	NAP	NAP	NAP	Since implementation of IPAS amount reflected by default
SCR	GTL PAY OFFICE	2017-18	-60120	No	NAP	NAP	NAP	Since implementation of IPAS amount reflected by default
SCR	GNT PAY OFFICE	2017-18	4000	No	NAP	NAP	NAP	Since implementation of IPAS amount reflected by default
SCR	RYP. W.SHOP PAY OFFICE	2017-18	2000	No	NAP	NAP	NAP	NAP
SCR	CON/NED PAY OFFICE	2017-18	200	No	NAP	NAP	NAP	Since implementation of IPAS amount reflected by default
<b>SCR</b>	<b>TOTAL</b>	<b>2017-18</b>	<b>133180194</b>					



ZR/PU	Name of Cash Office	Year (end of the year)	Amount lying outstanding at the end of the year (in ₹)	Whether proposal initiate during the year /waiver (Yes/No)	Designation of the Competent Authority	Whether Waived or Not	If yes, date of approval by the Competent Authority	If not, Reasons thereof
1	2	3	4	5	6	7	8	9
ECR	<b>TOTAL</b>	<b>2017-18</b>	<b>0</b>					No such outstanding amount lying with DC
CR	Cash office/HQ	2017-18	17310208	No	NAP	NAP	NAP	NAP
CR	Cash office/BB	2017-18	35812183	No	NAP	NAP	NAP	NAP
CR	Cash office/BB	2017-18	465787	No	NAP	NAP	NAP	NAP
CR	Cash office/BB	2017-18	43237	No	NAP	NAP	NAP	NAP
CR	Cash office/MTN	2017-18	7129687	No	NAP	NAP	NAP	NAP
CR	Cash office/PR	2017-18	13188993	No	NAP	NAP	NAP	NAP
CR	Cash office/NGP	2017-18	5660452	No	NAP	NAP	NAP	NAP
CR	Const/NGP	2017-18	1650	No	NAP	NAP	NAP	NAP
CR	Pay Office/PA	2017-18	126115	No	NAP	NAP	NAP	NAP
<b>CR</b>	<b>TOTAL</b>	<b>2017-18</b>	<b>79738313</b>					
<b>NWR</b>	<b>TOTAL</b>	<b>2017-18</b>	<b>0</b>					
SR	FA&CAO/HQ	2017-18	1945129	Yes	NAP	NAP	NAP	Station earnings deposited during the 1st week of April next year
SR	Sr.DFEM/MAS	2017-18	56054709	No	NAP	NAP	NAP	Railway Administration did not initiate any action in this regard.
SR	Sr.DFEM/PGT	2017-18	37151	Yes	NAP	NAP	NAP	Miscellaneous cash receipt deposited into bank
SR	Sr.DFEM/TVC	2017-18	7505	Yes	NAP	NAP	NAP	Miscellaneous cash receipt deposited into bank
<b>SR</b>	<b>TOTAL</b>	<b>2017-18</b>	<b>58044494</b>					
<b>NFR</b>	<b>TOTAL</b>	<b>2017-18</b>	<b>0</b>					
NCR	Divisional Cashier/JHS	2017-18	9621987	No	NAP	NAP	NAP	Records are not made available to Audit. Observation issued and reply is still awaited.

ZR/PU	Name of Cash Office	Year (end of the year)	Amount lying outstanding at the end of the year (in ₹)	Whether proposal initiate during the year for clearance /waiver (Yes/No)	Designation of the Competent Authority	Whether Waived or Not	If yes, date of approval by the Competent Authority	If not, Reasons thereof
1	2	3	4	5	6	7	8	9
NCR	Divisional Cashier/JHS	2017-18	422980	No	NAP	NAP	NAP	Records are not made available to Audit. Observation issued and reply is still awaited.
NCR	Divisional Cashier/JHS	2017-18	2015483	No	NAP	NAP	NAP	Records are not made available to Audit. Observation issued and reply is still awaited.
NCR	Divisional Cashier/JHS	2017-18	140	No	NAP	NAP	NAP	Records are not made available to Audit. Observation issued and reply is still awaited.
<b>NCR</b>	<b>TOTAL</b>	<b>2017-18</b>	<b>12060590</b>					
NR	DC Office, New Delhi	2017-18	41803359	No	NAP	NAP	NAP	
NR	DC Office, Moradabad	2017-18	3460934	No	NAP	NAP	NAP	
NR	DC Office, FZR	2017-18	1180024	No	NAP	NAP	NAP	
NR	Cash Office, Construction, K.Gate	2017-18	802196	No	NAP	NAP	NAP	
NR	NR-WS-ASR	2017-18	199354	No	NAP	NAP	NAP	
NR	Cash Office, JUDW	2017-18	14410	No	NAP	NAP	NAP	
<b>NR</b>	<b>TOTAL</b>	<b>2017-18</b>	<b>47445867</b>					
<b>ER</b>	<b>CASH &amp; PAY Office/FP/HQ</b>	<b>2017-18</b>	<b>3236099</b>	No	NAP	NAP	NAP	(1) Sealdah /Flood ₹ 68453.44 (2) Oily Note ₹ 72662.33 (3) Missing from Vault ₹ 500000 (4) Cash with P.L.Jaiswara, Ex Cashier ₹ 2594983.37
<b>ECoR</b>	<b>TOTAL</b>	<b>2017-18</b>	<b>0</b>					
<b>WCR</b>	All units of WCR	<b>2017-18</b>	<b>4931302</b>	No	NAP	NAP	NAP	

ZR/PU	Name of Cash Office	Year (end of the year)	Amount lying outstanding at the end of the year (in ₹)	Whether proposal initiate during the year for clearance /waiver (Yes/No)	Designation of the Competent Authority	Whether Waived or Not	If yes, date of approval by the Competent Authority	If not, Reasons thereof
1	2	3	4	5	6	7	8	9
NER	BSB	2017-18	421297	YES	Sr. DEM/BSB	YES	09.04.2018	Yes, cleared on 09-04-2018
NER	TOTAL	2017-18	421297					
WR	TOTAL	2017-18	0					
CORE	TOTAL	2017-18	0					
Metro Rly (MTP CAL Unit)	Metro Rly (MTP CAL Unit)	2017-18	17693081	No	NAP	NAP	NAP	Not Applicable as there is no case of non-accountal of floating cash detected during the review period.
SER	Sr.DEM/KGP	2018-19	781216668	No	NAP	NAP	NAP	
SER	Sr.DEM/Adra	2018-19	51817	No	NAP	NAP	NAP	
SER	Sr.DEM/CKP	2018-19	1888132720	No	NAP	NAP	NAP	
SER	Dy. FA&CAO/G/ GRC	2018-19	927309038	No	NAP	NAP	NAP	
SER	TOTAL	2018-19	3596710243					
SCR	SC CASH OFFICE	2018-19	60439769	No	NAP	NAP	NAP	
SCR	SC PAY OFFICE	2018-19	989830	No	NAP	NAP	NAP	Since implementation of IPAS amount reflected by default
SCR	BZA CASH OFFICE	2018-19	11815936	No	NAP	NAP	NAP	NAP
SCR	BZA PAY OFFICE	2018-19	-9200	No	NAP	NAP	NAP	Since implementation of IPAS amount reflected by default
SCR	GTL PAY OFFICE	2018-19	-60120	No	NAP	NAP	NAP	Since implementation of IPAS amount reflected by default
SCR	GNT PAY OFFICE	2018-19	4000	No	NAP	NAP	NAP	Since implementation of IPAS amount reflected by default
SCR	RYP. W.SHOP PAY OFFICE	2018-19	2000	No	NAP	NAP	NAP	Since implementation of IPAS amount reflected by default

ZR/PU	Name of Cash Office	Year (end of the year)	Amount lying outstanding at the end of the year (in ₹)	Whether proposal initiate during the year for clearance /waiver (Yes/No)	Designation of the Competent Authority	Whether Waived or Not	If yes, date of approval by the Competent Authority	If not, Reasons thereof
1	2	3	4	5	6	7	8	9
SCR	CON/NED PAY OFFICE	2018-19	200	No	NAP	NAP	NAP	Since implementation of IPAS amount reflected by default
<b>SCR</b>	<b>TOTAL</b>	<b>2018-19</b>	<b>73182415</b>					
<b>ECR</b>	<b>TOTAL</b>	<b>2018-19</b>	<b>0</b>					
CR	Cash office/HQ	2018-19	219677144	No	NAP	NAP	NAP	
CR	Cash office/BB	2018-19	35812183	No	NAP	NAP	NAP	
CR	Cash office/BB	2018-19	465787	No	NAP	NAP	NAP	
CR	Cash office/MTN	2018-19	7129687	No	NAP	NAP	NAP	
CR	Cash office/PR	2018-19	13188993	No	NAP	NAP	NAP	
CR	Cash office/NGP	2018-19	5660452	No	NAP	NAP	NAP	
CR	Const/NGP	2018-19	1650	No	NAP	NAP	NAP	
CR	Pay Office/PA	2018-19	126115	No	NAP	NAP	NAP	
<b>CR</b>	<b>TOTAL</b>	<b>2018-19</b>	<b>282062011</b>					
<b>NWR</b>	<b>TOTAL</b>	<b>2018-19</b>	<b>0</b>					
SR	FA&CAO/HQ	2018-19	3316150	Yes	NAP	NAP	NAP	Station earnings deposited during the 1st week of April of next year
SR	Sr.DFM/MAS	2018-19	56054709	No	NAP	NAP	NAP	Railway Administration did not initiate any action in this regard.
<b>SR</b>	<b>TOTAL</b>	<b>2018-19</b>	<b>59370859</b>					
<b>NFR</b>	<b>TOTAL</b>	<b>2018-19</b>	<b>0</b>					
NCR	Divisional Cashier/JHS	2018-19	28543422	No	NAP	NAP	NAP	Records are not made available to Audit. Observation issued and reply is still awaited.
NCR	Divisional Cashier/JHS	2018-19	702625	No	NAP	NAP	NAP	Records are not made available to Audit. Observation issued and reply is still awaited.

ZR/PU	Name of Cash Office	Year (end of the year)	Amount lying outstanding at the end of the year (in ₹)	Whether proposal initiate during the year for clearance /waiver (Yes/No)	Designation of the Competent Authority	Whether Waived or Not	If yes, date of approval by the Competent Authority	If not, Reasons thereof
1	2	3	4	5	6	7	8	9
NCR	Divisional Cashier/JHS	2018-19	253025	No	NAP	NAP	NAP	Records are not made available to Audit. Observation issued and reply is still awaited.
<b>NCR</b>	<b>TOTAL</b>	<b>2018-19</b>	<b>29499072</b>					
NR	DC Office, New Delhi	2018-19	41803359	No	NAP	NAP	NAP	
NR	DC Office, Moradabad	2018-19	3460934	No	NAP	NAP	NAP	
NR	DC Office, FZR	2018-19	1180024	No	NAP	NAP	NAP	
NR	Cash Office, Construction, K. Gate	2018-19	802196	No	NAP	NAP	NAP	
NR	NR-WS-ASR	2018-19	199354	No	NAP	NAP	NAP	
NR	Cash Office, JUDW	2018-19	14410	No	NAP	NAP	NAP	
<b>NR</b>	<b>TOTAL</b>	<b>2018-19</b>	<b>47460277</b>					
<b>ER</b>	<b>CASH &amp; PAY Office/FP/HQ</b>	<b>2018-19</b>	<b>3236099</b>	No	NAP	NAP	NAP	(1) Sealdah /Flood ₹ 68453.44 (2) Oily Note ₹ 72662.33 (3) Missing from Vault ₹ 500000 (4) Cash with P.L.Jaiswara, Ex Cashier ₹ 2594983.37
ECoR	Sr.DFM/SBP	2018-19	95791	Yes	NAP	....	NAP	<b>Cleared through JV</b>
<b>ECoR</b>	<b>TOTAL</b>	<b>2018-19</b>	<b>95791</b>					
<b>WCR</b>	<b>Total (9 accounting units of WCR)</b>	<b>2018-19</b>	<b>4931302</b>	No	NAP	NAP	NAP	
NER	BSB	2018-19	346557	YES	Sr. DFM/BSB	NAP	02.04.2019	Cleared on 02.04.2019
NER	<b>TOTAL</b>	<b>2018-19</b>	<b>346557</b>					
<b>CORE</b>	<b>TOTAL</b>	<b>2018-19</b>	<b>0</b>					
<b>Metro Rly (MTP CAL Unit)</b>	<b>Metro Rly (MTP CAL Unit)</b>	<b>2018-19</b>	<b>11448100</b>	No	NAP	NAP	NAP	There is no case of non-accountal of floating cash detected during the review period.

ZR/PU	Name of Cash Office	Year (end of the year)	Amount lying outstanding at the end of the year (in ₹)	Whether proposal initiate during the year for clearance /waiver (Yes/No)	Designation of the Competent Authority	Whether Waived or Not	If yes, date of approval by the Competent Authority	If not, Reasons thereof
1	2	3	4	5	6	7	8	9
SER	Sr.DFM/Adra	2019-20	1000	No	NAP	NAP	NAP	NAP
SER	Sr.DFM/CKP	2019-20	1286507475	No	NAP	NAP	NAP	NAP
SER	Dy. FA&CAO/G/ GRC	2019-20	927309038	No	NAP	NAP	NAP	NAP
<b>SER</b>	<b>TOTAL</b>	<b>2019-20</b>	<b>2213817513</b>					
SCR	SC CASH OFFICE	2019-20	105794322.50	No	NAP	NAP	NAP	NAP
SCR	SC PAY OFFICE	2019-20	989830	No	NAP	NAP	NAP	Since implementation of IPAS amount reflected by default
SCR	BZA CASH OFFICE	2019-20	105712254	No	NAP	NAP	NAP	NAP
SCR	BZA PAY OFFICE	2019-20	-9200	No	NAP	NAP	NAP	Since implementation of IPAS amount reflected by default
SCR	GTL PAY OFFICE	2019-20	-332810	No	NAP	NAP	NAP	Since implementation of IPAS amount reflected by default
SCR	GNT PAY OFFICE	2019-20	4000	No	NAP	NAP	NAP	Since implementation of IPAS amount reflected by default
SCR	RYP. W.SHOP PAY OFFICE	2019-20	2000	No	NAP	NAP	NAP	NAP
SCR	CON/NED PAY OFFICE	2019-20	200	No	NAP	NAP	NAP	Since implementation of IPAS amount reflected by default
<b>SCR</b>	<b>TOTAL</b>	<b>2019-20</b>	<b>212160597</b>					
<b>ECR</b>	<b>TOTAL</b>	<b>2019-20</b>	<b>0</b>					
CR	Cash office/HQ	2019-20	7751594	No	NAP	NAP	NAP	NAP
CR	Cash office/BB	2019-20	35812183	No	NAP	NAP	NAP	NAP
CR	Cash office/BB	2019-20	465787	No	NAP	NAP	NAP	NAP
CR	Cash office/MTN	2019-20	7129687	No	NAP	NAP	NAP	NAP
CR	Cash office/PR	2019-20	13188993	No	NAP	NAP	NAP	NAP
CR	Cash office/NGP	2019-20	5660452	No	NAP	NAP	NAP	NAP
CR	Const/NGP	2019-20	1650	No	NAP	NAP	NAP	NAP

ZR/PU	Name of Cash Office	Year (end of the year)	Amount lying outstanding at the end of the year (in ₹)	Whether proposal initiate during the year for clearance /waiver (Yes/No)	Designation of the Competent Authority	Whether Waived or Not	If yes, date of approval by the Competent Authority	If not, Reasons thereof
1	2	3	4	5	6	7	8	9
CR	Pay Office/PA	2019-20	126115	No	NAP	NAP	NAP	NAP
<b>CR</b>	<b>TOTAL</b>	<b>2019-20</b>	<b>70136462</b>					
<b>NWR</b>	<b>TOTAL</b>	<b>2019-20</b>	<b>0</b>					
SR	FA&CAO/HQ	2019-20	267132	Yes	NAP	NAP	NAP	Station earnings deposited during the 1st week of April next year
SR	Sr.DFM/MAS	2019-20	56054709	No	NAP	NAP	NAP	Railway Administration did not initiate any action in this regard.
<b>SR</b>	<b>TOTAL</b>	<b>2019-20</b>	<b>56321841</b>					
NCR	Divisional Cashier/JHS	2019-20	36884505	No	NAP	NAP	NAP	Records are not made available to Audit. Observation issued and reply is still awaited.
NCR	Divisional Cashier/JHS	2019-20	938886	No	NAP	NAP	NAP	Records are not made available to Audit. Observation issued and reply is still awaited.
NCR	Divisional Cashier/JHS	2019-20	1363485	No	NAP	NAP	NAP	Records are not made available to Audit. Observation issued and reply is still awaited.
NCR	Divisional Cashier/JHS	2019-20	270	No	NAP	NAP	NAP	Records are not made available to Audit. Observation issued and reply is still awaited.
<b>NCR</b>	<b>TOTAL</b>	<b>2019-20</b>	<b>39187146</b>					
NR	DC Office, New Delhi	2019-20	41803559	No	NAP	NAP	NAP	
NR	DC Office, Moradabad	2019-20	3460934	No	NAP	NAP	NAP	
NR	DC Office, FZR	2019-20	1180024	No	NAP	NAP	NAP	
NR	Cash Office, Construction, K.Gate	2019-20	802196	No	NAP	NAP	NAP	

ZR/PU	Name of Cash Office	Year (end of the year)	Amount lying outstanding at the end of the year (in ₹)	Whether proposal initiate during the year for clearance /waiver (Yes/No)	Designation of the Competent Authority	Whether Waived or Not	If yes, date of approval by the Competent Authority	If not, Reasons thereof
	2	3	4	5	6	7	8	9
I								
NR	NR-WS-ASR	2019-20	199354	No	NAP	NAP	NAP	
NR	R&S-CB-LKO	2019-20	84813	No	NAP	NAP	NAP	
NR	Cash Office, JUDW	2019-20	14410	No	NAP	NAP	NAP	
NR	<b>TOTAL</b>	<b>2019-20</b>	<b>47545090</b>					
ER	<b>CASH &amp; PAY Office/FP/HQ</b>	<b>2019-20</b>	<b>3236099.14</b>	No	NAP	NAP	NAP	1.) Sealdah/Flood ₹68453/- 2.) Oily Note ₹ 72662/- 3.) Missing from Vault ₹ 500000 4.) Cash with P.L.Jaiswara, Ex Cashier ₹ 2594983/-
ECoR	Sr.DFM/SBP	2019-20	95791	Yes	NAP	NAP	NAP	<b>Cleared through JV</b>
ECoR	<b>TOTAL</b>	<b>2019-20</b>	<b>95791</b>					
WCR	<b>All cash units of WCR</b>	<b>2019-20</b>	<b>5041802</b>	No	NAP	NAP	NAP	
NER	BSB	2019-20	4779200	YES	Sr.DFM/BSB	NAP	NAP	Cleared on 02.04.2020
NER	<b>TOTAL</b>	<b>2019-20</b>	<b>4779200</b>					
WR	<b>TOTAL</b>	<b>2019-20</b>	<b>0</b>					
CORE	<b>TOTAL</b>	<b>2019-20</b>	<b>0</b>					
Metro Rly (MTP CAL Unit)	<b>Metro Rly (MTP CAL Unit)</b>	<b>2019-20</b>	<b>9611085</b>	No	NAP	NAP	NAP	There is no case of non-accountal of floating cash detected during the review period.
SER	Sr.DFM/Adra	2020-21	826904	No	NAP	NAP	NAP	NAP
SER	Sr.DFM/CKP	2020-21	1260613412	No	NAP	NAP	NAP	NAP
SER	Dy. FA&CAO/G/ GRC	2020-21	927309038	No	NAP	NAP	NAP	NAP
SER	<b>TOTAL</b>	<b>2020-21</b>	<b>2188749354</b>					
SCR	SC CASH OFFICE	2020-21	92508091	No	NAP	NAP	NAP	NAP
SCR	SC PAY OFFICE	2020-21	989830	No	NAP	NAP	NAP	Since implementation of IPAS amount reflected by default
SCR	BZA CASH OFFICE	2020-21	126922643	No	NAP	NAP	NAP	NAP



ZR/PU	Name of Cash Office	Year (end of the year)	Amount lying outstanding at the end of the year (in ₹)	Whether proposal initiate during the year for clearance /waiver (Yes/No)	Designation of the Competent Authority	Whether Waived or Not	If yes, date of approval by the Competent Authority	If not, Reasons thereof
1	2	3	4	5	6	7	8	9
SCR	BZA PAY OFFICE	2020-21	-9200	No	NAP	NAP	NAP	Since implementation of IPAS amount reflected by default
SCR	GTL PAY OFFICE	2020-21	-60120	No	NAP	NAP	NAP	Since implementation of IPAS amount reflected by default
SCR	GNT PAY OFFICE	2020-21	4000	No	NAP	NAP	NAP	Since implementation of IPAS amount reflected by default
SCR	CON/NED PAY OFFICE	2020-21	200	No	NAP	NAP	NAP	Since implementation of IPAS amount reflected by default
<b>SCR</b>	<b>TOTAL</b>	<b>2020-21</b>	<b>220355444</b>					
<b>ECR</b>	<b>TOTAL</b>	<b>2020-21</b>	<b>0</b>					
CR	Cash office/HQ	2020-21	303396725	No	NAP	NAP	NAP	NAP
CR	Cash office/BB	2020-21	35812183	No	NAP	NAP	NAP	NAP
CR	Cash office/BB	2020-21	465787	No	NAP	NAP	NAP	NAP
CR	Cash office/MTN	2020-21	7129686.77	No	NAP	NAP	NAP	NAP
CR	Cash office/PR	2020-21	13188993.4	No	NAP	NAP	NAP	NAP
CR	Cash office/NGP	2020-21	5660451.87	No	NAP	NAP	NAP	NAP
CR	Const/NGP	2020-21	1650	No	NAP	NAP	NAP	NAP
CR	Pay Office/PA	2020-21	126115	No	NAP	NAP	NAP	NAP
<b>CR</b>	<b>TOTAL</b>	<b>2020-21</b>	<b>365781592</b>					
<b>NWR</b>	<b>TOTAL</b>	<b>2020-21</b>	<b>0</b>					
SR	FA&CAO/HQ	2020-21	139382684	Yes	NAP	NAP	NAP	Station earnings deposited during the 1st week of April next year
SR	Sr.DFM/MAS	2020-21	56054709	No	NAP	NAP	NAP	Railway Administration did not initiate any action in this regard.

ZR/PU	Name of Cash Office	Year (end of the year)	Amount lying outstanding at the end of the year (in ₹)	Whether proposal initiate during the year for clearance /waiver (Yes/No)	Designation of the Competent Authority	Whether Waived or Not	If yes, date of approval by the Competent Authority	If not, Reasons thereof
1	2	3	4	5	6	7	8	9
SR	Sr.DFM/PGT	2020-21	16568	Yes	NAP	NAP	NAP	Miscellaneous cash receipt deposited into bank
<b>SR</b>	<b>TOTAL</b>	<b>2020-21</b>	<b>195453961</b>					
<b>NFR</b>	<b>TOTAL</b>	<b>2020-21</b>	<b>0</b>					
NCR	Divisional Cashier/JHS		31854638	No	NAP	NAP	NAP	Records are not made available to Audit. Observation issued and reply is still awaited.
NCR	Divisional Cashier/JHS	2020-21	948510	No	NAP	NAP	NAP	Records are not made available to Audit. Observation issued and reply is still awaited.
NCR	Divisional Cashier/JHS	2020-21	1363681	No	NAP	NAP	NAP	Records are not made available to Audit. Observation issued and reply is still awaited.
<b>NCR</b>	<b>TOTAL</b>	<b>2020-21</b>	<b>34166829</b>					
NR	DC Office, New Delhi	2020-21	41803359	No	NAP	NAP	NAP	
NR	DC Office, Moradabad	2020-21	3460934	No	NAP	NAP	NAP	
NR	DC Office, FZR	2020-21	1180024	No	NAP	NAP	NAP	
NR	Cash Office, Construction, K.Gate	2020-21	802196	No	NAP	NAP	NAP	
NR	NR-WS-ASR	2020-21	199354	No	NAP	NAP	NAP	
NR	R&S-CB-LKO	2020-21	84813	No	NAP	NAP	NAP	
NR	Cash Office, JUDW	2020-21	14410	No	NAP	NAP	NAP	
<b>NR</b>	<b>TOTAL</b>	<b>2020-21</b>	<b>47545090</b>					
<b>ER</b>	<b>CASH &amp; PAY Office/FP/HQ</b>	<b>2020-21</b>	<b>3236099.14</b>	No	NAP	NAP	NAP	1.) Sealdah/Flood ₹68453/- 2.) Oily Note ₹ 72662/- 3.) Missing from Vault ₹ 500000

ZR/PU	Name of Cash Office	Year (end of the year)	Amount lying outstanding at the end of the year (in ₹)	Whether proposal initiate during the year for clearance /waiver (Yes/No)	Designation of the Competent Authority	Whether Waived or Not	If yes, date of approval by the Competent Authority	If not, Reasons thereof
1	2	3	4	5	6	7	8	9
WCR	All accounting units of WCR	2020-21	5041802	No	NAP	NAP	NAP	4.) Cash with P.L.Jaiswara, Ex Cashier ₹ 2594983/-
NER	TOTAL	2020-21	0					
WR	TOTAL	2020-21	0					
CORE	TOTAL	2020-21	0					
Metro Rly (MTP CAL Unit)	Metro Rly (MTP CAL Unit)	2020-21	1879824	No	NAP	NAP	NAP	There is no case of non-accountal of floating cash detected during the review period.
SER	Sr.DEM/CKP	2021-22	1229586484	No	NAP	NAP	NAP	
SER	Sr.DEM/RNC	2021-22	1764	No	NAP	NAP	NAP	
SER	Dy. FA&CAO/G/ GRC	2021-22	927465400	No	NAP	NAP	NAP	
SER	TOTAL	2021-22	2157053648					
SCR	SC PAY OFFICE	2021-22	989830	No	NAP	NAP	NAP	Since implementation of IPAS amount reflected by default
SCR	SC CASH OFFICE	2021-22	94551825.25	No	NAP	NAP	NAP	
SCR	BZA CASH OFFICE	2021-22	41923047	No	NAP	NAP	NAP	NAP
SCR	GTL Pay Office	2021-22	-60120					
SCR	BZA PAY OFFICE	2021-22	-9200	No	NAP	NAP	NAP	Since implementation of IPAS amount reflected by default
SCR	GNT PAY OFFICE	2021-22	4000	No	NAP	NAP	NAP	Since implementation of IPAS amount reflected by default
SCR	CON/NED PAY OFFICE	2021-22	200	No	NAP	NAP	NAP	Since implementation of IPAS amount reflected by default
SCR	TOTAL	2021-22	137399582.25					

ZR/PU	Name of Cash Office	Year (end of the year)	Amount lying outstanding at the end of the year (in ₹)	Whether proposal initiate during the year for clearance /waiver (Yes/No)	Designation of the Competent Authority	Whether Waived or Not	If yes, date of approval by the Competent Authority	If not, Reasons thereof
1	2	3	4	5	6	7	8	9
<b>ECR</b>	<b>TOTAL</b>	<b>2021-22</b>	<b>0</b>					
CR	Cash office/HQ	2021-22	51668049.46	No	NAP	NAP	NAP	
CR	Cash office/BB	2021-22	35812183	No	NAP	NAP	NAP	
CR	Cash office/BB	2021-22	465787	No	NAP	NAP	NAP	
CR	Cash office/MTN	2021-22	7129687	No	NAP	NAP	NAP	
CR	Cash office/PR	2021-22	13188993	No	NAP	NAP	NAP	
CR	Cash office/NGP	2021-22	5660452	No	NAP	NAP	NAP	
CR	Const/NGP	2021-22	1650	No	NAP	NAP	NAP	
CR	Pay Office/PA	2021-22	126115	No	NAP	NAP	NAP	
<b>CR</b>	<b>TOTAL</b>	<b>2021-22</b>	<b>114052917</b>					
<b>NWR</b>	<b>TOTAL</b>	<b>2021-22</b>	<b>0</b>					
SR	FA&CAO/HQ	2021-22	53871501	Yes	NAP	NAP	NAP	Station earnings deposited during the 1st week of April next year
SR				No	NAP	NAP	NAP	Railway Administration did not initiate any action in this regard.
SR	Sr.DFM/MAS	2021-22	56054709	Yes	NAP	NAP	NAP	Miscellaneous cash receipt deposited into bank
SR	Sr.DFM/PGT	2021-22	4510		NAP	NAP	NAP	Miscellaneous cash receipt deposited into bank
SR	Sr.DFM/TVC	2021-22	40200	Yes	NAP	NAP	NAP	Miscellaneous cash receipt deposited into bank
<b>SR</b>	<b>TOTAL</b>	<b>2021-22</b>	<b>109970920</b>					
<b>NFR</b>	<b>TOTAL</b>	<b>2021-22</b>	<b>0</b>					
NCR	Divisional Cashier/JHS	2021-22	43598275	No	NAP	NAP	NAP	Records are not made available to Audit. Observation issued and reply is still awaited.
NCR	Divisional Cashier/JHS	2021-22	948510	No	NAP	NAP	NAP	Records are not made available to Audit.

ZR/PU	Name of Cash Office	Year (end of the year)	Amount lying outstanding at the end of the year (in ₹)	Whether proposal initiate during the year for clearance /waiver (Yes/No)	Designation of the Competent Authority	Whether Waived or Not	If yes, date of approval by the Competent Authority	If not, Reasons thereof
1	2	3	4	5	6	7	8	9
NCR	Divisional Cashier/JHS	2021-22	133346	No	NAP	NAP	NAP	Observation issued and reply is still awaited.
NCR	Divisional Cashier/PRYJ	2021-22	16406472	No	NAP	NAP	NAP	Records are not made available to Audit. Observation issued and reply is still awaited.
<b>NCR</b>	<b>TOTAL</b>	<b>2021-22</b>	<b>61086603</b>					
NR	DC Office, New Delhi	2021-22	40275668	No	NAP	NAP	NAP	Records are not made available to Audit.
NR	DC Office, Moradabad	2021-22	3460934	No	NAP	NAP	NAP	Observation issued and reply is still awaited.
NR	DC Office, FZR	2021-22	1151032	No	NAP	NAP	NAP	₹ 3460934/- found short from Sh. O.P. Giri, DC, who has been acquitted by the court. Further course of action is pending at headquarter level at Baroda House, N.Delhi
NR	Cash Office, Construction, K.Gate	2021-22	802196	No	NAP	NAP	NAP	
NR	NR-WS-ASR	2021-22	199354	No	NAP	NAP	NAP	
NR	R&S-NR-CB-LKO	2021-22	84813	No	NAP	NAP	NAP	
NR	Cash Office, JUDW	2021-22	14410	No	NAP	NAP	NAP	
<b>NR</b>	<b>TOTAL</b>	<b>2021-22</b>	<b>45988407</b>					
<b>ER</b>	<b>CASH &amp; PAY Office/FP/HQ</b>	<b>2021-22</b>	<b>3236099.14</b>	No	NAP	NAP	NAP	1.) Sealdah/Flood ₹68453/- 2.) Oily Note ₹ 72662/- 3.) Missing from Vault ₹ 500000 4.)

ZR/PU	Name of Cash Office	Year (end of the year)	Amount lying outstanding at the end of the year (in ₹)	Whether proposal initiate during the year for clearance /waiver (Yes/No)	Designation of the Competent Authority	Whether Waived or Not	If yes, date of approval by the Competent Authority	If not, Reasons thereof
1	2	3	4	5	6	7	8	9
ECoR	TOTAL	2021-22	0					Cash with P.L.Jaiswara, Ex Cashier ₹ 2594983.37
WCR	All Accounting units of WCR	2021-22	5041802	No	NAP	NAP	NAP	
NER	IZN	2021-22	80000	YES	Sr.DFM/IZN	NAP	NAP	cleared in April 2022
NER	WAO/IZN	2021-22	20400	YES	WAO/IZN	N AP	NAP	cleared in April 2022
NER	LM	2021-22	2000	YES	Sr.DFM,*LJN	NAP	SAP	Cleared on 02.04.22
NER	TOTAL	2021-22	102400					
WR	TOTAL	2021-22	0					
CORE	TOTAL	2021-22	0					

NAP stands for Not Applicable

NMA Stands for Records not made available to Audit

**Annexure - 4.6  
(Ref: Para 4.4.3)**

**Non-verification the cash books as well as vouchers & supporting documents by the concerned accounts officer**

S. No.	Zone/ PU	Name of Cash Office/Unit	Year	No. of transactions in the Cash Book	No. of occasions of verification of cash book	Whether all the vouchers & supportive documents verified by the Accounts	Any lapses/ deficiencies	Remarks, if any
1	2	3	4	5	6	7	8	9
			2017-18	93322	Partially verified	Yes	No	* Since introduction of IPAS, the Daily Cash Book is maintained in the system which depicts the details of transactions namely, opening balance, collection, remittance and closing balance for a specific date. Apart from this, the basic records like Money Receipt (MR) for collections and Treasury Remittance (TR) Notes for remittance of the same are being generated and reconciled in the Daily Cash Book in the system. After taking printout of Daily Cash Book, same was verified daily by nominated Accounts Officer.
			2018-19	86027	Partially verified	Yes	No	
			2019-20	84179	Partially verified	Yes	No	
			2020-21	51459	Partially verified	Yes	No	
			2021-22	35864	Partially verified	Yes	No	
1	SER	All cash offices						
2	SCR	All cash offices	2017-18	13840	0	Yes	No	Verification of cash book was done only in 2021-22 at three occasions in cash office at DHN, Verification of cash book in DNR cash office was done monthly
			2018-19	18477	0	Yes	No	
			2019-20	16771	0	Yes	No	
			2020-21	9357	0	Yes	No	
			2021-22	10126	0	Yes	No	
3	ECR	All cash offices	2017-18	4838	0	Yes	No	Verification of cash book by nominated Accounts Officer was not done at Mumbai Cash office during the period on 22 occasions
			2018-19	4450	0	Yes	No	
			2019-20	4370	0	Yes	No	
			2020-21	3816	0	Yes	No	
			2021-22	2865	0	NAP	No	
4	CR	All cash offices	2017-18	3970	1	Yes	No	Verification of cash book by nominated Accounts Officer was not done at Mumbai Cash office during the period on 22 occasions
			2018-19	3031	2	Yes	No	
			2019-20	3158	3	Yes	No	
			2020-21	2230	11	Yes	No	
			2021-22	2200	5	Yes	No	
5	NWR	All cash offices	2017-18	865	0	Yes	No	Verification of cash book by nominated Accounts Officer was not done at Mumbai Cash office during the period on 22 occasions
			2018-19	703	0	Yes	No	
			2019-20	687	0	Yes	No	
			2020-21	529	0	Yes	No	
			2021-22	1637	0	Yes	No	

S. No.	Zone/ PU	Name of Cash Office/Unit	Year	No. of transactions in the Cash Book	No. of occasions of verification of cash book	Whether all the vouchers & supportive documents verified by the Accounts	Any lapses/ deficiencies	Remarks, if any
1	2	3	4	5	6	7	8	9
6	SR	All cash offices	2017-18	10380	0	Yes	No	Daily verification not done. Monthly verification done and Acquittance certificate for verification given by Accounts monthly
			2018-19	8332	0	Yes	No	
			2019-20	5912	0	Yes	No	
			2020-21	3654	0	Yes	No	
			2021-22	3378	0	Yes	No	
7	NFR	All cash offices	2017-18	395808	0	Yes	No	.....
			2018-19	410760	0	Yes	No	
			2019-20	347364	0	Yes	No	
			2020-21	268944	0	Yes	No	
			2021-22	365196	0	Yes	No	
8	NCR	All Cash Offices	2017-18	447	0	Yes	No	.....
			2018-19	565	0	Yes	No	
			2019-20	2050	0	Yes	No	
			2020-21	3654	0	Yes	No	
			2021-22	3987	0	Yes	No	
9	NR	All Cash Offices	2017-18	70423	0	Yes	No	Manual Cash book is not being maintained after March 2015 at ASR Workshop because there was no cash transaction.
			2018-19	70650	0	Yes	No	
			2019-20	73203	0	Yes	No	
			2020-21	63385	0	Yes	No	
			2021-22	60650	0	Yes	No	
10	ER	All Cash Offices	2017-18	10352	0	Yes	No	The verification of vouchers/supporting document by Accounts department was done once in fifteen days in cash office of KPA & Records of Cash office (L.L.H) were not Made available.
			2018-19	8831	0	Yes	No	
			2019-20	10494	0	Yes	No	
			2020-21	9266	0	Yes	No	
			2021-22	10096	0	Yes	No	
11	ECoR	All cash offices	2017-18	30453	0	Yes	No	.....
			2018-19	118701	0	Yes	No	
			2019-20	27606	0	Yes	No	
			2020-21	78297	0	Yes	No	
			2021-22	114620	0	Yes	No	
12	WCR	All cash offices	2017-18	4294	0	Yes	No	.....
			2018-19	4593	0	Yes	No	
			2019-20	4527	0	Yes	No	
			2020-21	2885	0	Yes	No	
			2021-22	3049	0	Yes	No	



S. No.	Zone/ PU	Name of Cash Office/Unit	Year	No. of transactions in the Cash Book	No. of occasions of Non-verification of cash book	Whether all the vouchers & supportive documents verified by the Accounts	Any lapses/ deficiencies	Remarks, if any
1	2	3	4	5	6	7	8	9
			2017-18	1788	0	Yes	No	Records of cash office IZN & WS/IZN were not made available.
13	NER	All cash offices	2018-19	2410	0	Yes	No	Records of cash office IZN & WS/IZN was made available from October 2018 only.
			2019-20	2950	0	Yes	No	....
			2020-21	3122	0	Yes	No	....
			2021-22	3125	0	Yes	No	....
			2017-18	235924	0	NAP	No	Verification of cash book was not conducted on regular basis in all cash offices of the zone.
			2018-19	223969	0	NAP	No	Verification not conducted on regular basis in all cash offices & Physical Cash Book with supporting vouchers has not been submitted by Cash offices as given below on account of pandemic situation of COVID-19:
			2019-20	219597	0	NAP	No	A) Cash office CCG from 15.03.2020 to 30.11.2020
			2020-21	133951	0	NAP	No	B) Cash office RTM from 15.03.2020 to 31.03.2020 and From 29.01.2021 onwards till date
			2021-22	201788	0	NAP	No	C) Cash office ADI from 15.03.2020 till date
14	WR	All cash offices	2017-18	367	0	Yes	No	Cash Book not maintained in cash Office (CPD/LKO).
			2018-19	462	0	Yes	No	cash book was not maintained. Figures are being taken from PMR register
			2019-20	478	0	Yes	No	Cash book is not maintained as all the transactions are made through bank
			2020-21	505	0	Yes	No	cash book not maintained. Figures are being taken from PMR register
			2021-22	543	0	Yes	No	* Verification certificate is given in the form of Acquittance certificate by the concerned authority of the Accounts department at the end of the month.
			2017-18	5147	0	Yes*	No	
			2018-19	7501	0	Yes*	No	
			2019-20	6118	0	Yes*	0	
			2020-21	4686	0	Yes*	0	
			2021-22	6531	0	Yes*	0	
15	CORE	All cash offices						
16	Metro Rly (MTP CAL Unit)	All Cash Offices						

Source: Cash Book of cash office

**Annexure - 4.7  
(Ref: Para 4.4.1)**

**Irregular issue of cheques by Accounts Office to DC office after issuing the instructions (MoF) of "No Cash Transactions"**

S. No.	Zone /PU	Name of Cash Office /Unit	Year	Total No. of cheques Issuing to DC office	Total Amount Involved (in ₹)	Reasons of issuing cheques to DC office	Any other lapses noticed to column 5 & 6	Remarks, if any
1	2	3	4	5	6	7	8	9
1	SER	All cash Offices	2017-18 2018-19 2019-20 2020-21 2021-22	1059 1090 985 868 869	52828411 70141190 67554695 287734765 100127663	Cheques issued for Payments towards Cash Award, Reimbursement against various functions and miscellaneous payments, Cash Imprest, HSD Oil, and Entertainment Allowance. Refund to passengers for cancellation of trains due to Covid 19 etc.	No	
2	SCR	All cash Offices	2017-18 2018-19 2019-20 2020-21 2021-22	609 595 321 103 56	54037020 71626918 95665943 622709270 15175611	Awards, national Celebrations, inaugural functions Awards, national Celebrations Special Imprest for work, decretal charges, awards, inaugurations, national celebrations Ticket refunds, ex-gratia, funeral advances, awards Cash awards, National celebrations, MoSR visit, MPs meeting, expenditure at breach spot		Includes Course Imprest of ₹28.06 lakhs Includes Course Imprest of ₹56.36 lakhs Includes Course Imprest of ₹17.85 lakhs Includes ticket refunds due to Covid - ₹58.35 crores Includes Covid Expenses - ₹17.12 lakhs and ticket refunds - ₹25 lakhs
3	ECR	All cash Offices	2017-18 2018-19 2019-20 2020-21 2021-22	376 630 620 418 347	29356780 76915512 84787526 351424390 67850183	As per advice of Expenditure deptt, For refund payment of PRS ticket, for payment of cash imprest and special cash imprest to cover NI work and PRS ticket.	No	
4	CR	All cash Offices	2017-18 2018-19 2019-20 2020-21 2021-22	353 1330 1203 1065 1282	102021423 250496551 214187216 1092266138 247870390	Disbursement of cash towards Gen. Imprest/Pay Orders etc., emergency requirements by various Departments, Issued Pay Orders for purpose of Sanitizing & Health safety and refund of "Reservation Cancellations during the period Corona Pandemic "	No	Data is available from January 2018 in AIMS. For prior period to Jan 2018 data not available.

S. No.	Zone /PU	Name of Cash Office /Unit	Year	Total No. of cheques Issuing to DC office	Total Amount Involved (in ₹)	Reasons of issuing cheques to DC office	Any other lapses noticed to column 5 & 6	Remarks, if any
1	2	3	4	5	6	7	8	9
5	NWR	All cash Offices	2017-18 2018-19 2019-20 2020-21 2021-22	564 472 465 346 415	38151686 50734082 52794393 252000660 50197353	Maximum cash payment are related to cash imprest. However, card for cash imprest has already been issued to the concerned officer but after expiry of date, they are not renewed.	No	....
6	SR	All cash Offices	2017-18 2018-19 2019-20 2020-21 2021-22	1154 1317 1220 826 842	49859561 69234500 83670269 806730791 86232442	Imprest bill, honorarium, Expenses on ceremonial occasions, National festival celebrations, GM inspection, Misc expenditure like hiring of vehicle, newspaper, etc. special imprest for refund of tickets due to cancellation of train during Covid	No	NIL
7	NCR	All cash Offices	2017-18 2018-19 2019-20 2020-21 2021-22	758 784 707 620 606	38532477 49431053 44006099 182504435 42932796	Cheques issued for Payments towards Cash Award, Reimbursement against various functions and miscellaneous payments, Cash Imprest, HSD Oil, Entertainment Allowance. Refund to passengers for cancellation of trains due to Covid 19 etc.	No	....
8	NR	All cash Offices	2017-18 2018-19 2019-20 2020-21 2021-22	835 883 473 321 372	5936397052 6414511514 3334225879 33952809 44484712	Cheque to DC office are issued on Account of imprest payment, CRS inspection, inspection for making arrangement on site, Third Party Venders, Misc. Advances, DD's to Registrar of Judicial bodies such as High Court etc.	No	At Const. Office (K.Gate/DLI), after issuing instructions (April 2017) that cash transaction are prohibited but cheques issued to DC office regularly for encashment for making cash transaction which are irregular and against the policy of GOI.
9	ECoR	All cash Offices	2017-18 2018-19 2019-20 2020-21 2021-22	478 473 353 146 144	10751145 11727807 44537983 32086754 5194548	Cash award payment, hospitality expenses, accident free service award and other misc. payment on urgent basis	No	

S. No.	Zone /PU	Name of Cash Office /Unit	Year	Total No. of cheques Issuing to DC office	Total Amount Involved (in ₹)	Reasons of issuing cheques to DC office	Any other lapses noticed to column 5 & 6	Remarks, if any
1	2	3	4	5	6	7	8	9
10	WCR	All cash Offices	2017-18 2018-19 2019-20 2020-21 2021-22	139 5 6 15 10	16400254 755000 1065000 17033000 1528700	1. Due to RTGS failure transaction. 2. Fuel imprest to those units which no bank account opened. 3. Units in which ATM card not issued for imprest. 4. Ticket refund amount paid in covid-19 period. 5. Cash award.	No	....
11	NER	All cash Offices	2017-18 2018-19 2019-20 2020-21 2021-22	287 484 596 569 527	35179795 46533085 75340754 326812190 97675901	Office Maintenance, Station Maintenance, Cash Imprest, awards and refund of cancelled ticket during Covid lock down in 2020-21	No	Records in respect of the cash office BSB were not available
12	WR	All cash Offices	2017-18 2018-19 2019-20 2020-21 2021-22	1199 1073 1060 817 897	7,33,83,857 9,83,80,582 9,66,99,651 1,16,90,10,562 10,90,93,507	Cash Imprest, Cash award, Entertainment allowance, Railway Week celebration, Refund of cancellation of reserved tickets etc.	NIL	NIL
13	CORE	All cash Offices	2017-18 2018-19 2019-20 2020-21 2021-22	204 214 215 235 211	6322662 7014146 9420970 10086605 10267925	for urgent nature work/one time imprest for CRS inspection and NI etc. & Imprest	No	....
14	Metro Rly (MTP CAL Unit)	All cash Offices	2017-18 2018-19 2019-20 2020-21 2021-22	181 145 144 114 144	47,13,917 52,92,246 68,08,210 42,28,128 64,58,461	Payment for cash imprest, cash award and entertainment bills etc.	No	....
				<b>2017-18 to 2021-22</b>	<b>39,244</b>	<b>23,955,165,502</b>		
					<b>₹ in crore</b>	<b>2,395.52</b>		

Source: DC Office records

Note: (1) NF Railway: No Cheque was issued in favour of Chief Cashier/Divisional Cashiers for payment. In case of payments other than online mode ECS/NEFT/CIPS), single Cheques drawn in favour of Managers of designated Banks were issued by Books Section, along with Statements indicating details/particulars of Payees, and

payments were arranged through Demand Drafts by the Bank. In this process, Demand Drafts were also issued to Divisional Cashiers, who encashed the same and made payment in cash, only to Departments (Audit and Security) where there was written request for payment in Cash

(2) ER: No cheque issued related to payment of railway employee & Records of Cash Office, LLH were not available for the year 2017-18 and 2018-19.

**Annexure - 4.8**  
**(Ref: Para 4.4.2 & 4.4.3)**

**Categorisation of Departmental Balances (MH 8671-105) of all zones as 31st March 2022**

Name of Zone	2	3	4	5	6	7	8	9	10	11	12	13	(Amount in ₹)											
													Records of the balances not traceable	Related records not made available to Audit	Balances with retired cashiers	Balances under subjudice	Traffic Receipt	Un-realised or cancelled Cheques /DDs	Balances under mis-classification and imprest	Balances due to errors in switching to IPAS Module	Lost in Flood	Oily Notes	Missing Cash	Total
SER	-	-	-	-	-	-	-	2,153,800,000	-	-	-	-	2,153,800,000											
SCR	900,000	41,923,047	-	-	-	92,800,000	-	1,500,600,000	-	-	-	-	1,636,223,047											
ECR	-	252,704,561	-	-	-	-	5,148,000	633,300,000	-	-	-	-	891,152,561											
CR	-	114,052,917	-	-	-	-	-	-	-	-	-	-	114,052,917											
NWR	-	5,988,787	-	-	213,931,106	-	-	-	-	-	-	-	219,919,893											
SR	56,054,709	-	-	-	-	-	-	-	-	-	-	-	56,054,709											
NFR	-	230170950	-	-	-	18290956	-	7,324,683	-	-	-	-	255,786,589											
NCR	-	48,294,786	-	-	174,314,625	-	-	-	-	-	-	-	222,609,411											
NR	40,695,544	-	420,233	4,263,130	-	-	609,500	-	-	-	-	-	45,988,407											
ER	-	-	2,594,983	-	162,209,250	-	-	-	68,453	72,662	500,000	-	165,445,349											
ECoR	13,094,983	-	-	-	-	-	-	-	-	-	-	-	13,094,983											
WCR	4,931,308	-	-	-	-	-	110,500	-	-	-	-	-	5,041,808											
NER	3,206,666	-	-	-	-	-	-	-	-	-	-	-	3,206,666											
WR	-	-	-	2,113,986	-	-	3,600	-	-	-	-	-	2,117,586											
CORE	1,000,633	-	-	-	-	-	-	-	-	-	-	-	1,000,633											
Metro Rly	1881282	-	-	-	-	-	-	-	-	-	-	-	1,881,282											
<b>TOTAL</b>	<b>121,765,125</b>	<b>693,135,048</b>	<b>3,015,216</b>	<b>6,377,116</b>	<b>550,454,981</b>	<b>111,090,956</b>	<b>5,871,600</b>	<b>4,295,024,683</b>	<b>68,453</b>	<b>72,662</b>	<b>500,000</b>	<b>5,787,375,841</b>												
₹ In Crore	12.18	69.31	0.30	0.64	55.05	11.11	0.59	429.50	0.01	0.01	0.05	578.74												

Sources: Account current- March, 2022 & details provided by zones



© **COMPTROLLER AND AUDITOR GENERAL OF INDIA**  
**[www.cag.gov.in](http://www.cag.gov.in)**