







GOVERNMENT OF MIZORAM

FINANCE ACCOUNTS
1999-2000

1014 33 11
MAY 1911

COLLEGE OF MEDICINE

1014

TABLE OF CONTENTS

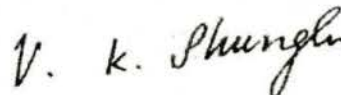
	Page(s)
Certificate of the Comptroller and Auditor General of India	iii
Introductory	1-3
PART I- SUMMARISED STATEMENTS	
No.1- Summary of transaction	6-27
No.2- Capital Outlay-Progressive Capital outlay to the end of 1999-2000	28-32
No.3- Debt Position -	33-35
(i) Statement of borrowings	
(ii) Other Obligations	
(iii) Service of debt	
No.4- Loans and Advances by the State Government-	36
(i) Statements of loans and advances	
(ii) Recoveries in arrears	
No.5- Guarantees given by the Government for repayment of loans, etc., raised by statutory corporations, local bodies and other institutions -	37
No.6- Cash balances and investments of cash balances	38-40
No.7- Summary of balances under Consolidated Fund, Contingency Fund and Public Account	41-43
PART II - DETAILED ACCOUNTS AND OTHER STATEMENTS	
A-Revenue and Expenditure	
No.8- Statements of revenue and expenditure under different heads expressed as a percentage of total revenue/total expenditure	46-48
No.9- Statement showing the distribution between charged and voted expenditure	49
No.10- Detailed account of revenue by minor heads	50-66

	Page(s)
No.11- Detailed account of expenditure by minor heads	67-97
No.12- Detailed statement of capital expenditure during and to end of 1999-2000	100-131
No.13- Statement showing the investments of Government in Statutory corporations, Government companies, Co-operative Bank and societies etc., upto and to the end of 1999-2000	134-141
No.14- Statement showing the capital and other expenditure (other than revenue account) to end of 1999-2000 and the principal sources from which funds were provided for that expenditure B-Debt, Contingency Fund and Public Account	142-145
No.15- Detailed Statement of receipts, disbursements and balances under heads of accounts relating to Debt, Contingency Fund and Public Account	148-159
No.16- Statement of debt and other interest bearing obligations of Government	160-165
No.17- Detailed statement of loans and advances made by Government	166-171
Appendix - I Particulars of investment at the end of three years ending March, 2000	172-173
Appendix - II Statement of Commitments/List of incomplete Capital Works at the end of March, 2000	174-199

Certificate of the Comptroller and Auditor General of India

This compilation containing the Finance Accounts of the Government of Mizoram for the year 1999-2000 presents the accounts of the receipts and outgoings of the Government for the year, together with the financial results disclosed by the revenue and capital accounts, the accounts of the public debt and the liabilities and assets as worked out from the balances recorded in the accounts. The Appropriation Accounts of the Government for the year for Grants and Charged Appropriations, presented separately, supplement this compilation.

These accounts have been prepared and examined under my direction in accordance with the requirements of the Comptroller and Auditor General's (Duties, Powers and Conditions of Service) Act, 1971. According to the best of my information, as a result of audit of these accounts, the accounts now presented read with the observations in this compilation, are correct statement of receipts and outgoings of the Government of Mizoram for the year 1999-2000. Points of interest arising out of the study of these accounts as well as test audit conducted during the year or earlier years are contained in my Report(s) being presented separately for the year 1999-2000, Government of Mizoram.

**(V.K. SHUNGLU)****Comptroller and Auditor General of India****New Delhi,****The 9 NOV 2000**



INTRODUCTORY

1. The accounts of Government are kept in three parts:-

Part I - Consolidated Fund

Part II - Contingency Fund

Part III - Public Account

In Part I, there are two main divisions, viz.,-

- (1) **Revenue** - consisting of sections for 'Receipt Heads (Revenue Account), 'Expenditure Heads (Revenue Account)';
- (2) **Capital, Public Debt, Loans, etc.** consisting of sections for 'Receipt Heads (Capital Account),' 'Expenditure Heads (Capital Account), and 'Public Debt, Loans and Advances, etc.

First Division

The first Division deals with the proceeds of taxation and other receipts classed as Revenue and the expenditure met therefrom, the net result of which represents the revenue surplus or deficit for the year.

Second Division

In this division, the section 'Receipt Head (Capital Account)' deals with receipts of capital nature which cannot be applied as a set-off to capital expenditure.

The section 'Expenditure Heads (Capital Account)' deals with expenditure met usually from borrowed funds with the object either of increasing concrete assets of a material and permanent character or of reducing recurring liabilities. It also includes receipts of a Capital nature intended to be applied as a set-off against expenditure.

The section 'Public Debt, Loans and Advances, etc., comprises loans raised and their repayments by Government such as 'Internal Debt' and 'Loans and Advances' made (and their recoveries) by Government. The section also includes certain special types of heads for transaction relating to 'Transfers from the Consolidated Fund to the Contingency Fund' and 'Inter-State Settlement'.

In part II of the accounts are recorded the transactions connected with the Contingency Fund set up by Government under Article 267(2) of the Constitution of India.

In part III of the accounts, the transactions relating to 'Debt' (other than those included in Part I), 'Deposits' 'Advances', 'Remittances', and 'Suspense' are recorded. The transactions under 'Debt', Deposits, and 'Advances' in this part are those in respect of which Government incurs a liability to repay

the moneys received or has a claim to recover the amounts paid, together with the repayments of the former ('Debt' and 'Deposit') and the recoveries of the latter ('Advances'). The transactions relating to 'Remittances' and 'Suspense' in this part embrace all heads which are merely adjusting heads under which appear such transactions as remittances of cash between treasuries and currency chests, accounts between different accounting circles, etc. The initial debits or credits to these heads will be cleared eventually by corresponding receipts or payments either within the same circle of account or in another account circle.

2. Sectors and Heads of Accounts

Within each of the sections in Part I mentioned above the transactions are grouped into sectors, such as 'Tax-Revenue', 'Non-Tax Revenue' etc., for the receipt heads (revenue account), and 'General Services', 'Social and Community Services' 'Economic Services' etc., for expenditure heads. Specific functions or services (Such as, education, medical, family welfare, housing, etc. in respect of Social and Community Services) are grouped in the sectors for expenditure heads. In part III also the transactions are grouped into sectors, such as 'Small Savings, Provident Funds,' etc. and 'Reserve Funds', etc. The sectors are sub-divided into major heads of account. In some cases the sectors are, in addition, sub-divided into sub-sectors before their divisions into major heads of account.

The major heads are divided into minor heads, each of which has a number of subordinate heads, generally known as sub-heads. The sub-heads are further divided into detailed heads. Under each of these heads, the expenditure is shown distributed between charged and voted. Sometimes major heads are also divided into sub-major heads, before their further division into minor heads. The sectors, major heads, minor heads, sub-heads and detailed heads together constitute a five-tier arrangement of the classification structure of Government Accounts. The major, minor and sub-heads prescribed for the classification of expenditure in the general accounts are not necessarily identical with the Grants, sub-heads and other units of allotments which are adopted by the Finance Department for Demands for Grants; but in general a certain degree of correlation is maintained between the Demand for Grants and the Finance Accounts.

The major heads of accounts, falling within the sectors for expenditure heads, generally correspond to functions of Government, while the minor heads, subordinate to them identify the programmes undertaken to achieve the objectives of the function represented by the major head. The schemes or activities included in the programme generally correspond to sub-heads below a minor head representing a programme. Detailed heads give the object classification.

3 Coding Pattern

Major Heads

From 1st April 1987 a four digit code has been allotted to the major heads, the first digit indicating whether the major heads is a Receipt head or Revenue Expenditure head or Capital Expenditure head or a Loan head.

The first digit of Code for Revenue Receipt head is either '0' or '1'. Adding 2 to the first digit code of the Revenue Receipt head will give the number allotted to corresponding Revenue Expenditure head; adding another 2, the Capital Expenditure head; and another 2, the Loan head of account. For

example, for Crop Husbandry code 0401 represents the Receipts head, 2401, the revenue expenditure head, 4401, Capital Outlay head and 6401, Loan head

Such a pattern is, however, not relevant for those departments which are not operating Capital/Loan heads of accounts e.g. Department of Supply. In a few cases, where receipt and expenditure are not heavy, certain functions have been combined under a single major head, the functions themselves forming sub-major heads under that Major head.

Sub-Major Heads

A two digit code has been allotted, the code starting from 01 under each Major Head. Where no sub-major head exists it is allotted a Code '00'. The nomenclature 'General' has been allotted Code '80' so that even after further sub-major heads are introduced the Code for 'General' will continue to remain the last one.

Minor Heads

Those have been allotted a three digit code, the codes starting from '001' under each sub-major head (where there is no sub-major head). Codes from '001' to '100' and few codes '750' to '900' have been reserved for certain standard minor heads. The coding pattern for minor heads has been designed in such a way that in respect of certain minor heads having a common nomenclature under many major/sub-major heads, the same three digit code is adopted as far as possible.

Under this scheme of codification, the receipt major heads (revenue account) are assigned the block numbers from 0020 to 1606, expenditure major heads (revenue account) from 2011 to 3606, expenditure major heads (capital account) from 4046 to 5475 'major heads' under 'Public Debt' from 6001 to 6004 and those under 'loans and Advances, Inter-State Settlement and 'Transfer to Contingency Fund' from 6075 to 7999. The code number 4000 has been assigned for Capital receipt major head. The only major head 'Contingency Fund' in part II 'Contingency Fund' has been assigned the code number 8000. The major heads in the Public Account are assigned the code numbers from 8001 to 8999.

4. The transactions included in these accounts represent mainly the actual cash receipts and disbursements during the financial year April to March as distinguish from the amounts due to or from Government during the same period. The cash basis system is, however, not entirely suitable for recording the transactions and presenting the true state of affairs of Government commercial undertakings run on commercial principles. The detailed accounts of this class of undertakings are, therefore, maintained outside the regular accounts in proper commercial form and are subject to test-check by the Indian Audit and Accounts Department.

5. The figures of actuals shown in these accounts are net, after taking into account the recoveries, although the demands presented to the Legislature and the Appropriation Accounts are for gross expenditure and exclude all credits and recoveries, which are otherwise taken as reduction of expenditure.

... ..

... ..

... ..

... ..

... ..

... ..

... ..

100-100000

100-100000

100-100000

100-100000

100-100000

100-100000

100-100000

100-100000

PART I - SUMMARISED STATEMENTS

100-100000

100-100000

100-100000

100-100000

100-100000

100-100000

100-100000

100-100000

100-100000

100-100000

100-100000

STATEMENT NO .1

Part I -

Receipts

(I) -

		Actuals	
		1998-99	1999-2000
(In lakhs of rupees)			
Receipt Heads (Revenue Account)			
A.	Tax Revenue*		
	(a) Taxes on Income and Expenditure		
0021	Taxes on Income other than Corporation Tax	23,54.00	24,66.00
0028	Other Taxes on Income and Expenditure	<u>2,13.47</u>	<u>2,38.57</u>
	Total- (a) Taxes on Income and Expenditure	<u>25,67.47</u>	<u>27,04.57</u>
	(b) Taxes on Property and Capital Transactions-		
0029	Land Revenue	1,03.67	1,26.24
0030	Stamps and Registration	<u>9.22</u>	<u>7.54</u>
	Total-(b) Taxes on Property and Capital Transactions	<u>1,12.89</u>	<u>1,33.78</u>
	(c) Taxes on Commodities and Services		
0039	State Excise	90.08	92.93
0040	Taxes on Sales, Trades etc.	2,86.66	3,60.57
0041	Taxes on Vehicles	1,53.02	1,83.46
0042	Taxes on Goods and Passengers	34.38	38.62
0043	Taxes on Duties on Electricity	...	0.06
0045	Other Taxes on duties on Commodities and Services	<u>29.05</u>	<u>25.11</u>
	Total-(c) Taxes on Commodities and Services	<u>5,93.19</u>	<u>7,00.75</u>
	Total A-Tax Revenue	<u>32,73.55</u>	<u>35,39.10</u>
B.	Non-Tax Revenue		
	(a) Fiscal Services		
0047	Other Fiscal Services	<u>0.01</u>	<u>0.87</u>
	Total (a) Fiscal Services	<u>0.01</u>	<u>0.87</u>

(a) Figures are net after taking into account refunds.

SUMMARY OF TRANSACTIONS

CONSOLIDATED FUND

Revenue

Disbursement

0000-0001 00-2001

Actuals
1998-99 1999-2000
(In lakhs of rupees)

Expenditure Heads (Revenue Account)

A. General Services - (a) Organs of State

2011	Parliament/State/Union Territory Legislatures	2,50.63	5,56.31
2012	President/Vice President/Governor Administrator of Union Territories	1,01.18	1,14.43
2013	Council of Ministers	1,27.11	1,38.26
2014	Administration of Justice	2,50.24	3,19.87
2015	Elections	6,92.45	10,27.74
	Total-(a) Organs of State	<u>14,21.61</u>	<u>21,56.61</u>

(b) Fiscal Services

(ii) Collection of Taxes on Property and Capital Transactions

2029	Land Revenue	2,85.42	3,35.96
2030	Stamps and Registration	2.30	5.08
	Total-(ii) Collection of Taxes on Property and Capital Transactions	<u>2,87.72</u>	<u>3,41.04</u>

(iii) Collection of Taxes on commodities and Services

2039	State Excise	5,06.66	5,93.23
2040	Taxes on Sales, Trades etc.	1,30.65	1,70.49
2041	Taxes on Vehicles	89.15	1,74.24
	Total-(iii) Collection of Taxes on Commodities and Services	<u>7,26.46</u>	<u>9,37.96</u>

STATEMENT

Part I -

(I) -

Receipts		Actuals	
		1998-99	1999-2000
		(In lakhs of rupees)	
B.	Non-Tax Revenue-Contd.		
	(b) Interest Receipts, Dividends and Profits		
0049	Interest Receipts	60.83	83.27
0050	Dividends and Profits
	Total-(b) Interest Receipts, Dividends and Profits	<u>60.83</u>	<u>83.27</u>
	(c) Other Non-Tax Revenue		
	(i) General Services		
0051	Public Service Commission	1.15	0.56
0055	Police	16.61	16.06
0056	Jails	0.52	0.60
0057	Supplies and Disposal	49.00	20.81
0058	Stationery and Printing	41.58	70.58
0059	Public Works	1,23.77	31.92
0070	Other Administrative Services	7,58.21	6,26.47
0071	Contributions and Recoveries towards Pension and Other Retirement Benefits	24.23	17.90
0075	Miscellaneous General Services	<u>6,82.00</u>	<u>3,41.16</u>
	Total-(i) General Services	<u>16,97.07</u>	<u>11,26.06</u>

NO.1 -Contd.

CONSOLIDATED FUND - Contd.

	Disbursement	Actuals	
		1998-99	1999-2000
(In lakhs of rupees)			
A.	General Services -Concl'd.		
	(b) Fiscal Services -Concl'd.		
	(iv)Other Fiscal Services		
2047	Other Fiscal Services	61.19	44.60
	Total-(iv) Other Fiscal Services	61.19	44.60
	Total-(b) Fiscal Services	10,75.37	13,23.60
	(c) Interest Payment and Servicing of Debt		
2049	Interest Payments	74,22.26	93,72.35
	Total -(c) Interest Payment and Servicing of Debt	74,22.26	93,72.35
	(d) Administrative Services		
2051	Public Service Commission	78.06	98.20
2052	Secretariat General Services	10,25.51	13,05.17
2053	District Administration	9,23.43	12,75.41
2054	Treasury and Accounts Administration	3,61.46	5,09.26
2055	Police	52,11.92	70,18.70
2056	Jails	4,83.52	5,86.43
2057	Supplies and Disposals	75.56	76.53
2058	Stationery and Printing	3,45.42	3,15.23
2059	Public Works	10,67.50	11,28.54
2070	Other Administrative Services	12,60.54	17,18.41
	Total-(d) Administrative Services	1,08,32.92	1,40,31.88
	(e) Pensions and Miscellaneous General Services		
2071	Pensions and Other Retirement Benefits	16,95.12	24,77.02
2075	Miscellaneous General Services	36.06	45.92
	Total-(e)Pension and Miscellaneous General Services	17,31.18	25,22.94
	Total-A General Services	2,24,83.34	2,94,07.38

STATEMENT

Part I -

(I) -

Receipts		Actuals	
		1998-99	1999-2000
(In lakhs of rupees)			
B.	Non-Tax Revenue -Contd. (c) Other Non-Tax Revenue- Contd.		
	(ii) Social Services		
0202	Education, Sports, Art and Culture	28.18	29.14
0210	Medical and Public Health	14.94	19.62
0215	Water Supply and Sanitation	1,66.62	2,33.23
0216	Housing	29.09	29.55
0217	Urban Development	0.05	0.05
0220	Information and Publicity	2.26	2.03
0230	Labour and Employment	0.02	0.18

NO .1 -Contd.

CONSOLIDATED FUND - Contd.

Disbursement		Actuals	
		1998-99	1999-2000
(In lakhs of rupees)			
B.	Social Services		
	(a) Education, Sports, Art and Culture		
2202	General Education	1,08,49.29	1,51,33.57
2203	Technical Education	1,01.57	1,23.02
2204	Sports and Youth Services	3,92.07	5,17.63
2205	Art and Culture	1,81.92	2,44.95
	Total-(a) Education, Sports, Art and Culture	<u>1,15,24.85</u>	<u>1,60,19.17</u>
	(b) Health and Family Welfare		
2210	Medical and Public Health	37,58.29	49,94.31
2211	Family Welfare	4,74.54	3,74.57
	Total-(b) Health and Family Welfare	<u>42,32.83</u>	<u>53,68.88</u>
	(c) Water Supply, Sanitation, Housing and Urban Development		
2215	Water Supply and Sanitation	34,96.13	33,45.70
2216	Housing	4,20.80	5,10.14
2217	Urban Development	7,58.31	9,20.00
	Total-(c) Water Supply, Sanitation Housing and Urban Development	<u>46,75.24</u>	<u>47,75.84</u>
	(d) Information and Broadcasting		
2220	Information and Publicity	2,20.45	3,09.21
	Total-(d) Information and Broadcasting	<u>2,20.45</u>	<u>3,09.21</u>
	(e) Welfare of Scheduled Castes, Scheduled Tribes and Other Backward Classes		
2225	Welfare of Scheduled Castes, Scheduled Tribes and Other Backward Classes	33,11.88	40,98.27
	Total-(e) Welfare of Scheduled Castes, Scheduled Tribes and Other Backward Classes	<u>33,11.88</u>	<u>40,98.27</u>
	(f) Labour and Labour Welfare		
2230	Labour and Employment	1,46.04	1,82.55
	Total-(f) Labour and Employment	<u>1,46.04</u>	<u>1,82.55</u>

STATEMENT

Part I -

(I) -

Receipts

1998-99 Actuals 1999-2000
(In lakhs of rupees)

B.	Non-Tax Revenue- Contd.		
	(c) Other Non Tax Revenue -Contd.		
	(ii) Social Services - Concl'd.		
0235	Social Security and Welfare	<u>21.39</u>	<u>12.80</u>
	Total-(ii) Social Services	<u>2,62.55</u>	<u>3,26.60</u>
	(iii) Economic Services		
0401	Crop Husbandry	81.72	85.67
0403	Animal Husbandry	46.60	42.66
0405	Fisheries	3.18	4.84
0406	Forestry and Wild Life	1,09.07	3,99.44
0408	Food Storage and Ware Housing	0.01	...
0425	Co-operation	35.38	25.62
0435	Other Agricultural Programme	7.03	21.95
0515	Other Rural Development Programme	0.66	2.98

NO.1 -Contd.

CONSOLIDATED FUND - Contd.

Disbursement	Actuals	
	1998-99	1999-2000
(In lakhs of rupees)		
B. Social Services-Concl'd.		
(g) Social Welfare and Nutrition		
2235 Social Security and Welfare	12,08.61	15,37.92
2236 Nutrition	2,73.88	3,19.35
2245 Relief on Account of Natural Calamities	1,35.00	7,90.00
Total-(g) Social Welfare and Nutrition	16,17.49	26,47.27
(h) Others		
2251 Secretariat Social Services	1,47.03	2,04.74
2252 Other Social Services	30.75	23.38
Total-(h) Others	1,77.78	2,28.12
Total-B. Social Services	2,59,06.56	3,36,29.31
C. Economic Services		
(a) Agriculture and Allied Activities		
2401 Crop Husbandry	23,69.14	30,14.43
2402 Soil and Water Conservation	4,74.86	6,19.21
2403 Animal Husbandry	9,42.43	13,31.13
2404 Dairy Development	1,18.26	2,82.08
2405 Fisheries	1,42.28	2,41.49
2406 Forestry and Wild Life	16,31.76	19,36.90
2408 Food Storage and Warehousing	12,27.43	13,87.28
2415 Agricultural Research and Education	10.30	9.44
2425 Co-operation	3,14.39	3,98.18
2435 Other Agricultural Programmes	1,14.08	1,22.10
Total-(a) Agriculture and Allied Activities	73,44.93	93,42.24
(b) Rural Development		
2501 Special Programmes for Rural Development	2,15.69	2,73.02
2505 Rural Employment	3,86.19	4,50.99
2506 Land Reforms	85.21	4,57.08
2515 Other Rural Development Programmes	22,27.09	24,25.59
Total-(b) Rural Development	29,14.18	36,06.68

STATEMENT

Part I -

(I) -

Receipts		Actuals	
		1998-99	1999-2000
B. Non-Tax Revenue-Contd. (c) Other Non-Tax Revenue-Contd. (iii) Economic Services-Contd.		(In lakhs of rupees)	
0702	Minor Irrigation	0.54	1.64
0801	Power	8,63.76	13,27.63
0802	Petroleum	0.87	...
0851	Village and Small Industries	11.90	4.88
0852	Industries	0.04	0.08
0853	Non-Ferrous Mining and Metallurgical Industries	0.59	0.49
0875	Other Industries	1,69.42	3,47.71
1053	Civil Aviation	45.30	35.71
1054	Roads and Bridges	20.02	67.71
1055	Road Transport	1,80.74	2,02.37

NO .1 -Contd.

CONSOLIDATED FUND - Contd.

<u>Disbursement</u>		1998-99	1999-2000
		<i>Actual</i>	
		(In lakhs of rupees)	
C.	Economic Services-Contd.		
	(c) Special Areas Programmes		
2552	North Eastern Areas	48.69	10.19
2575	Other Special Areas Programmes	8,14.71	7,98.98
	Total-(c) Special Areas Programmes	<u>8,63.40</u>	<u>8,09.17</u>
	(d) Irrigation and Flood Control		
2701	Major and Medium Irrigation	2.92	3.37
2702	Minor Irrigation	1,86.58	3,79.48
2705	Command Area Development	2.86	4.94
	Total-(d) Irrigation and Flood Control	<u>1,92.36</u>	<u>3,87.79</u>
	(e)Energy		
2801	Power	41,95.42	44,31.95
2810	Non Conventional Sources of Energy	23.00	21.20
	Total-(e) Energy	<u>42,18.42</u>	<u>44,53.15</u>
	(f) Industry and Minerals		
2851	Village and Small Industries	12,70.36	17,84.71
2852	Industries	17.05	19.33
2853	Non-Ferrous Mining and Metallurgical Industries	97.77	1,47.35
2875	Other Industries
2885	Other Outlays on Industries and Minerals	71.90	3,47.22
	Total-(f) Industries and Minerals	<u>14,57.08</u>	<u>22,98.61</u>
	(g) Transport		
3053	Civil Aviation	90.10	78.87
3054	Roads and Bridges	20,58.89	24,70.66
3055	Road Transport	8,18.96	9,21.67
3056	Inland Water Transport	27.71	30.43
	Total-(g) Transport	<u>29,95.66</u>	<u>35,01.63</u>
	(i) Science, Technology and Environment		
3425	Other Scientific Research	43.55	90.56
3435	Ecology and Environment	5.75	3.34
	Total (i) : Science, Technology and Environment	<u>49.30</u>	<u>93.90</u>

STATEMENT

Part I -

(I) -

Receipts		Actuals	
		1998-99	1999-2000
(In lakhs of rupees)			
B.	Non-Tax Revenue-Concl.		
	(c) Other Non-Tax Revenue-Concl.		
	(iii) Economic Services-Concl.		
1452	Tourism	17.51	21.82
1475	Other General Economic Services	3.16	4.76
	Total-(iii) Economic Services	<u>15,97.50</u>	<u>25,97.96</u>
	Total-(c) Other Non-Tax Revenue	<u>35,57.12</u>	<u>40,50.62</u>
	Total-B. Non Tax Revenue	<u>36,17.96</u>	<u>41,34.76</u>
C.	Grants in-aid and Contributions		
1601	Grants-in-aid from Central Govt.	4,10,73.32	4,83,72.26
1603	State's share of Union		
	Excise Duties	<u>2,93,43.56</u>	<u>3,00,38.00</u>
	Total-C. Grants-in-aid and Contributions	<u>7,04,16.88</u>	<u>7,84,10.26</u>
	Total: Receipt Head (Revenue Account)	<u>7,73,08.39</u>	<u>8,60,84.12</u>
E.	Public Debt		
6003	Internal Debt of the State Government	6,00,11.18	6,13,79.76
6004	Loans and Advances from the Central Government	<u>1,11,69.78</u>	<u>2,50,13.23</u>
	Total E. Public Debt	<u>7,11,80.96</u>	<u>8,63,92.99</u>

NO .1 -Contd.

CONSOLIDATED FUND - Contd.
Disbursement

		<u>Actuals</u>	
		1998-99	1999-2000
		(In lakhs of rupees)	
C.	Economic Services-Concltd.		
	(j) General Economic Services		
3451	Secretariat Economic Services	2,28.78	3,31.93
3452	Tourism	2,18.88	3,11.95
3454	Census Survey and Statistics	2,05.22	2,44.55
3456	Civil Supplies 3,38.06	6,20.54	
3475	Other General Economic Services	89.45	1,53.75
	Total (j) General Economic Services	<u>10,80.39</u>	<u>16,62.72</u>
	Total C. Economic Services	<u>2,11,15.72</u>	<u>2,61,55.89</u>
	Total-Expenditure Head (Revenue Account)	<u>6,95,05.62</u>	<u>8,91,92.58</u>
	Revenue Deficit	...	<u>31,08.46</u>
2)	Capital, Public Debt, Loans etc.		
	Expenditure Heads(Capital Account) (A)	1,45,74.22	1,49,72.96
E.	Public Debt		
6003	Internal Debt of the State Government	4,70,55.91	5,86,36.07
6004	Loans and Advances from the Central Government	<u>81,44.74</u>	<u>56,85.77</u> (a)
	Total E. Public Debt	<u>5,52,00.65</u>	<u>6,43,21.84</u>

(A) Major headwise details are given in Statement No. 2

(a) Please see footnote (a) at Page 165 of Statement No. 16

STATEMENT

Part I -

(II) - Capital, Public Debt,

Receipts	Actuals	
	1998-99	1999-2000
	(In lakhs of rupees)	
F. Loans and Advances		
Recoveries of Loans and Advances	7,18.07	9,31.34
Total F. Loans and Advances	<u>7,18.07</u>	<u>9,31.34</u>
Total: Public Debt, Loans etc	<u>7,18,99.03</u>	<u>8,73,24.33</u>
Total: Consolidated Fund	<u>14,92,07.42</u>	<u>17,34,08.45</u>

PART II

8000	Contingency Fund
	Total: Contingency Fund	<u>...</u>	<u>...</u>

PART III

I. Small Savings, Provident Funds, etc.		
(b) Provident Funds	56,40.52	54,33.87
(c) Other Accounts	<u>5,50.20</u>	<u>4,95.87</u>
Total I. Small Savings, Provident Funds etc.	<u>61,90.72</u>	<u>59,29.74</u>
J. Reserve Funds-		
Reserve Fund not bearing interest	<u>2,03.00</u>	<u>2,19.86</u>
K. Deposits and Advances		
(a) Deposit bearing interest
(b) Deposits not bearing interest	80,38.34	1,64,00.23
(c) Advances	<u>9,31.68</u>	<u>9,26.90</u>
Total K. Deposits and Advances	<u>89,70.02</u>	<u>1,73,27.13</u>

NO .1 -Contd.

CONSOLIDATED FUND - Concl'd.

Disbursement

		Actuals	
		1998-99	1999-2000
		(In lakhs of rupees)	
F.	Loans and Advances		
	Loans and Advances	38,27.99	42,34.12
	Total F. Loans and Advances	<u>38,27.99</u>	<u>42,34.12</u>
	Total: Capital, Public Debt, Loans etc	7,36,02.86	8,35,28.92
	Total: Consolidated Fund	<u>14,31,08.48</u>	<u>17,27,21.50</u>
CONTINGENCY FUND			
8000	Contingency Fund
	Total: Contingency Fund	<u>...</u>	<u>...</u>
Public Account			
I.	Small Savings, Provident Fund, etc.		
	(b) Provident Funds	17,09.30	25,98.64
	(c) Other Accounts	99.18	1,06.97
	Total-I.Small Savings, Provident Funds etc.	<u>18,08.48</u>	<u>27,05.61</u>
J.	Reserve Funds		
	(b) Reserve Funds not bearing interest	1.23	64.19
K.	Deposits and Advances		
	(a) Deposits bearing interest	...	1,49.58
	(b) Deposits not bearing interest	1,03,23.05	78,78.41
	(c) Advances	<u>9,28.97</u>	<u>9,27.08</u>
	Total K. Deposits and Advances	<u>1,12,52.02</u>	<u>89,55.07</u>

STATEMENT

Part III -

	Actuals	
	1998-99	1999-2000
Receipts	(In lakhs of rupees)	
L. Suspense and Miscellaneous		
(b) Suspense	(-) 43,47.12	(-) 2,20.31 (a)
(c) Other Accounts	<u>1,28,87.18</u>	<u>1,30,79.14</u>
Total L. Suspense and Miscellaneous	<u>85,40.06</u>	<u>1,28,58.83</u>
M. Remittances		
(a) Money order and other remittances	2,62,50.16	2,92,57.60
(b) Inter Government adjustment Account	(b)
Total M. Remittances	<u>2,62,50.16</u>	<u>2,92,57.60</u>
Total : Public Account	<u>5,01,52.96</u>	<u>6,55,93.16</u>
TOTAL : Receipts Part I, II and III	<u>19,93,61.38</u>	<u>23,90,01.61</u>
Cash Balance		
Opening Cash Balance	(-) 1,85,86.83	(-) 1,90,39.71
Grand Total:	<u>18,07,74.55</u>	<u>21,99,61.90</u>

(a) Minus figures are due to adjustment of earlier years' outstanding balances.
(b) Rs. (-) 360 only.

No. 1 - Contd.

**Public Account - Concl'd.
Disbursement**

		<u>Actuals</u>	
		1998-99	1999-2000
		(In lakhs of rupees)	
L.	Suspense and Miscellaneous		
	(b) Suspense	2,40.54	61,27.06
	(c) Other Accounts	1,29,47.20	1,30,66.76
	(d) Accounts with Government of others Countries	0.48	0.43
	Total L. Suspense and Miscellaneous	<u>1,31,88.22</u>	<u>1,91,94.25</u>
M.	Remittances		
	(a) Money Order and other remittances	3,04,63.82	3,00,80.60
	(b) Inter Government Adjustment Account	(-) 7.99	15.39
	Total M. Remittances	<u>3,04,55.83</u>	<u>3,00,95.99</u>
	Total-Public Account	<u>5,67,05.78</u>	<u>6,10,15.11</u>
	Total: Disbursement - Parts I, II and III	<u>19,98,14.26</u>	<u>23,37,36.61</u>
Cash Balance			
(a)	Closing Cash Balance	(-) 1,90,39.71	(-) 1,37,74.71 (a)
	Grand Total:	<u>18,07,74.55</u>	<u>21,99,61.90</u>

(a) Please see footnote (a) at page 38 of Statement No.6

STATEMENT NO. 1 - Contd.**EXPLANATORY NOTES**

1. The revenue Receipt in 1999-2000 includes Rs.8,08,76.26 lakhs received from the Government of India against Rs.7,27,70.88 lakhs received during the previous financial year. The details are as under:-

		1998-99	1999-2000
		(In lakhs of rupees)	
(i)	Share of net proceeds of the divisible Union Taxes :-		
	(a) Taxes on Income Other than Corporation Tax	23,54.00	24,66.00
	(b) Union Excise Duties	<u>2,93,43.56</u>	<u>3,00,38.00</u>
	Total - (i)	<u>3,16,97.56</u>	<u>3,25,04.00</u>
(ii)	Grants under proviso to Article 275(i) of the Constitution	27,18.23	5,39.33
(iii)	Block Grants	2,96,19.15	3,70,76.51
(iv)	Grants in lieu of Tax on Railway Passenger fares	...	1.00
(v)	Other grants (for details please refer to Major Head "1601" in Statement No. 10)		
	Total	<u>87,35.94</u>	<u>1,07,55.42</u>
		<u>7,27,70.88</u>	<u>8,08,76.26</u>

2. Taxation changes during the year :-

Information awaited from Government (July, 2000).

STATEMENT NO. 1 - Contd
EXPLANATORY NOTES- Contd.

3. **Revenue Receipts :-**

The increase of Rs. 87,75.73 lakhs in revenue (from Rs. 7,73,08.39 lakhs in 1998-99 to Rs. 8,60,84.12 lakhs in 1999-2000) was mainly under the following heads :-

Sl.No.	Major Head of Account	Actuals		Increase	Reasons
		1998-99 (In lakhs of rupees)	1999-2000		
1.	0021 Taxes on Income other than Corporation Tax	23,54.00	24,66.00	1,12.00	Due to increase in net proceeds assigned to States.
2.	0406 Forestry and Wildlife	1,09.07	3,99.44	2,90.37	Due to increase in sale of Timber and other forest produce-Other receipts.
3.	0801 Power	8,63.76	13,27.63	4,63.87	Due to increase in receipt from Hydel Power-other receipts
4.	0875 Other Industries	1,69.42	3,47.71	1,78.29	Due to increase in the receipts towards development of Backward Areas-Other receipts.
5.	1601 Grants-in-aid from Central Government	4,10,73.32	4,83,72.26	72,98.94	Increase is due to more Grants-in-aid under (A) Grants for Centrally Sponsored Plan Schemes and (B) Grants for Special Plan Schemes.
6.	1603 State's Share of Union Excise Duties	2,93,43.56	3,00,38.00	6,94.44	Increase is due to more receipts of State Share of Basic Union Excise Duties.

STATEMENT NO. 1 - Contd.**EXPLANATORY NOTES - Contd.**

4. The increase as mentioned in Sl. No. 3 was partly counter balanced by decrease under the following heads:-

Sl.No.	Major Head of Account	Actuals		Decrease	Reasons
		1998-99 (In lakhs of rupees)	1999-2000		
1.	0057 Supplies and Disposals	49.00	20.81	28.19	Due to decrease of receipt under Other Receipts.
2.	0059 Public Works	1,23.77	31.92	91.85	Due to decrease of receipts under General-Other Receipts.
3.	0070 Other-Administrative Services	7,58.21	6,26.47	1,31.74	Due to decrease of receipts under other receipts.
4.	0075 Miscellaneous General Services	6,82.00	3,41.16	3,40.84	Due to decrease of receipt from State Lotteries.

5. Expenditure on Revenue Account :-

The expenditure on Revenue Account increased from Rs. 6,95,05.62 lakhs during 1998-99 to Rs. 8,91,92.58 lakhs during 1999-2000. The increase of Rs. 1,96,86.96 lakhs was mainly under :-

SL.No.	Major Head of Account	Actuals		Increase	Reasons
		1998-99 (In lakhs of rupees)	1999-2000		
1.	2049 Interest Payment	74,22.26	93,72.35	19,50.09	Due to increase in the liability of payment of Interest on Small Savings Provident Fund etc. and Interest on Internal Debt.

STATEMENT NO. 1 - Contd.

EXPLANATORY NOTES - Contd.

Expenditure on Revenue Account-Contd.

Sl.No.	Major Head of Account	Actuals		Increase	Reasons
		1998-99 (In lakhs of rupees)	1999-2000		
2.	2053 District Administration	9,23.43	12,75.41	3,51.98	Mainly due to increase of expenditure under District Establishments and Other Establishments.
3.	2055 Police	52,11.92	70,18.70	18,06.78	Due to increase of expenditure mainly under Criminal Investigation and Vigilance, District Police, Village Police, Wireless, Computers and modernisation of Police force.
4.	2070 Other Administrative Services	12,60.54	17,18.41	4,57.87	Due to increase of expenditure under Training, Vigilance, Home Guards and other Expenditure.
5.	2071 Miscellaneous General Services	16,95.12	24,77.02	7,81.90	Due to increase in expenditure under Superannuation and Retirement allowances and Commuted value of pensions.
6.	2202 General Education	1,08,49.29	1,51,33.57	42,84.28	Due to increase in expenditure on Elementary Education, Secondary Education, University and Higher Education and Language Education.
7.	2210 Medical and Public Health	37,58.29	49,94.31	12,36.02	Due to increase in expenditure on Urban Health Services- Allopathy, Rural Health Services Allopathy and Medical Education, Training and Research.
8.	2225 Welfare of Scheduled Caste, Scheduled Tribes and OBC	33,11.88	40,98.27	7,86.39	Due to increase in expenditure under Other Expenditure.

STATEMENT NO. 1 - Contd.

EXPLANATORY NOTES - Contd.

Expenditure on Revenue Account-Contd.

Sl.No.	Major Head of Account	Actuals		Increase	Reasons
		1998-99	1999-2000 (In lakhs of rupees)		
9.	2245 Relief on account of Natural Calamities	1,35.00	7,90.00	6,55.00	Due to increase in expenditure under Flood, Cyclone etc.
10.	2401 Crop Husbandry	23,69.14	30,14.43	6,45.29	Mainly due to increase in expenditure for Manuvers and Fertilizers, Plant Protection Commercial Crops, Extension and Farmers Training and Agriculture Engineering.
11.	2403 Animal Husbandry	9,42.43	13,31.13	3,88.70	Due to increase in expenditure under Direction and Administration, Veterinary Services and Animal Health, Cattle and Buffalo Development, Poultry Development, Piggery Development and Other Livestock Development.
12.	2506 Land Reforms	85.21	4,57.08	3,71.87	Due to increase in expenditure under Direction and Administration, Regulation of Land holding and tenancy, Maintenance of Land Reforms and Other expenditure.
13.	2801 Power	41,95.42	44,31.95	2,36.53	Due to increase in expenditure under Diesel gas, Power generation, Transmission and Distributions and General.
14.	2851 Village and Small <i>Industries</i>	12,70.36	17,84.71	5,14.35	Due to increase in expenditure under Direction and <i>Administration</i> Small Scale Industries, Handlooms Industries and Monitoring Sericulture Industries and Monitoring Evaluation.
15.	3054 Roads and Bridges	20,58.89	24,70.66	4,11.77	Due to increase in expenditure under General.

STATEMENT NO. 1 - Concl.**EXPLANATORY NOTES - Concl.****Expenditure on Revenue Account-Concl.**

6. The increase as mentioned in Serial No. 5 was partly offset by decrease under the following heads :-

Sl.No.	Major Head of Account	Actuals		Decrease	Reasons
		1998-99 (In lakhs of rupees)	1999-2000		
1.	2047 Other Fiscal Services	61.19	44.60	16.59	Due to decrease in expenditure under Promotions of Small Savings.
2.	2058 Stationery and Printing	3,45.42	3,15.23	30.19	Due to decrease in expenditure under Government Publication.
3.	2215 Water Supply and Sanitation	34,96.13	33,45.70	1,50.43	Mainly due to decrease of expenditure under Sewerage and Sanitation-prevention of Air and Water Pollution.
4.	2552 North Eastern Areas	48.69	10.19	38.50	Due to decrease of expenditure under Crop Husbandry-Investigation of Grants etc.
5.	2575 Other Special Programmes	8,14.71	7,98.98	15.73	Due to decrease of expenditure under Others.

STATEMENT NO. 2
CAPITAL OUTLAY - PROGRESSIVE CAPITAL OUTLAY
TO THE END OF 1999-2000

Serial No.	Major Head of Account	Expenditure to the end of 1998-99	Expenditure during 1999-2000	Expenditure to end of 1999-2000
		(In lakhs of rupees)		
A.	Capital Account of General Services			
1. 4055	Capital Outlay on Police	3,27.12	2,53.54	5,80.66
2. 4058	Capital Outlay on Stationery and Printing	3,06.51	12.82	3,19.33
3. 4059	Capital Outlay on Public Works	<u>40,97.82</u>	<u>5,34.29</u>	<u>46,32.11</u>
	Total- A. Capital Account of General Services	<u>47,31.45</u>	<u>8,00.65</u>	<u>55,32.10</u>
B.	Capital Account of Social Services			
(a)	Education, Sports, Art and Culture			
4. 4202	Capital Outlay on Education, Sports, Arts and Culture	<u>9,73.35</u>	<u>93.91</u>	<u>10,67.26</u>
	Total- (a) Education, Sports Art and Culture	<u>9,73.35</u>	<u>93.91</u>	<u>10,67.26</u>
(b)	Health and Family Welfare			
5. 4210	Capital Outlay on Medical and Public Health	16,32.57	5,22.08	21,54.65
6. 4211	Capital Outlay on Family Welfare	<u>21.67</u>	...	<u>21.67</u>
	Total- (b) Health and Family Welfare	<u>16,54.24</u>	<u>5,22.08</u>	<u>21,76.32</u>
(c)	Water Supply, Sanitation, Housing and Urban Development			
7. 4215	Capital Outlay on Water Supply and Sanitation	1,29,13.88	26,57.23	1,55,71.11
8. 4216	Capital Outlay on Housing	27,35.33	2,09.11	29,44.44

STATEMENT NO.2 - Contd.

Serial No.	Major Head of Account	Expenditure to the end of 1998-99.	Expenditure during 1999-2000	Expenditure to end of 1999-2000
(In lakhs of rupees)				
B-Capital Account of Social Services-Contd.				
(c) Water Supply, Sanitation, Housing and Urban Development-Concl'd.				
9. 4217	Capital Outlay on Urban Development	<u>72,44.34</u>	<u>1,95.50</u>	<u>74,39.84</u>
	Total-(c) Water Supply, Sanitation, Housing and Urban Development	<u>2,28,93.55</u>	<u>30,61.84</u>	<u>2,59,55.39</u>
10. 4220	(d) Information and Broadcasting Capital Outlay on Information and Broadcasting	<u>90.17</u>	<u>13.70</u>	<u>1,03.87</u>
	Total-(d) Information and Broadcasting	<u>90.17</u>	<u>13.70</u>	<u>1,03.87</u>
	(g) Social Welfare and Nutrition			
11. 4235	Capital Outlay on Social Security Welfare	<u>2,90.56</u>	...	<u>2,90.56</u>
	Total-(g)	<u>2,90.56</u>	...	<u>2,90.56</u>
	Total-B. Capital Account of Social Services	<u>2,59,01.87</u>	<u>36,91.53</u>	<u>2,95,93.40</u>
C. Capital Account of Economic Services				
	(a) Capital Account of Agriculture and Allied Activities			
12. 4401	Capital Outlay on Crop Husbandry	13,97.45	8,89.37	22,86.82
13. 4402	Capital Outlay on Soil and Water Conservation	8.00	...	8.00
14. 4403	Capital Outlay on Animal Husbandry	2,16.39	45.61	2,62.00
15. 4404	Capital Outlay on Dairy Development	11.98	8.50	20.48
16. 4405	Capital Outlay on Fisheries	1,06.30	21.11	1,27.41
17. 4406	Capital Outlay on Forestry and Wild Life	1,72.63	10.01	1,82.64
18. 4408	Capital Outlay on Food Storage and Warehousing	87,89.58	(-) 16,08.10	(a)71,81.48
19. 4416	Investment and Agricultural Financial Institutions	3.75	...	3.75

(a) Minus Expenditure is due to recoveries being more than expenditure during the year.

STATEMENT NO.2 - Contd.

Serial No.	Major Head of Account	Expenditure to the end of 1998-99.	Expenditure during 1999-2000	Expenditure to end of 1999-2000
(In lakhs of rupees)				
C.	Capital Account of Economic Services-Contd.			
	(a) Capital Account of Agriculture and Allied Activities-Concl'd.			
20. 4425	Capital Outlay on Co-operation	11,32.68	1,47.15	12,79.83
21. 4435	Capital Outlay on Agricultural Programme	<u>2,00.00</u>	...	<u>2,00.00</u>
	Total-(a) Capital Account of Agriculture and Allied Activities	<u>1,20,38.76</u>	<u>(-) 4,86.35(a)</u>	<u>1,15,52.41</u>
	(b) Capital Account of Rural Development			
22. 4515	Capital Outlay on Other Rural Development Programme	<u>14,89.76</u>	<u>1,97.77</u>	<u>16,87.53</u>
	Total-(b) Capital Outlay on Rural Development	<u>14,89.76</u>	<u>1,97.77</u>	<u>16,87.53</u>
	(c) Capital Account of Special Areas Programme			
23. 4552	Capital Outlay on North Eastern Areas	<u>91,84.37</u>	<u>12,33.17</u>	<u>1,04,17.54</u>
	Total-(c) Capital Account of Special Areas Programme	<u>91,84.37</u>	<u>12,33.17</u>	<u>1,04,17.54</u>
	(d) Capital Account of Irrigation and Flood Control			
24. 4701	Capital Outlay on Minor and Medium Irrigation	96.05	...	96.05
25. 4702	Capital Outlay on Minor Irrigation	10,10.77	6,61.88	16,72.65
26. 4705	Capital Outlay on Command Area	<u>2.43</u>	...	<u>2.43</u>
	Total-(d) Capital Account of Irrigation and Flood Control	<u>11,09.25</u>	<u>6,61.88</u>	<u>17,71.13</u>

(a) Minus Expenditure is due to recoveries being more than expenditure during the year.

STATEMENT NO.2 - Contd.

Serial No.	Major Head of Account	Expenditure to the end of 1998-99	Expenditure during 1999-2000 (In lakhs of rupees)	Expenditure to end of 1999-2000
C.	Capital Account of Economic Services-Contd.			
(e)	Capital Account of Energy			
27. 4801	Capital Outlay on Power Project	3,44,40.83	39,60.99	3,84,01.82
28. 4810	Capital Outlay on Non-Conventional Power of Energy	1,23.78	44.00	1,67.78
	Total-(e) Capital Account of Energy	<u>3,45,64.61</u>	<u>40,04.99</u>	<u>3,85,69.60</u>
(f)	Capital Account of Industry and Minerals			
29. 4851	Capital Outlay on Village and Small Industries	27,51.76	1,58.92	29,10.68
30. 4852	Capital Outlay on Iron and Steel Industries	2.39	...	2.39
31. 4853	Capital Outlay on Non-Ferrous Mining and Metallurgical Industries	37.02	...	37.02
32. 4858	Capital Outlay on Engineering Industries	(a)	...	(a)
33. 4885	Other Capital Outlay on Industries and Minerals	76.75	...	76.75
	Total-(f) Capital Account of Industry and Minerals.	<u>28,67.92</u>	<u>1,58.92</u>	<u>30,26.84</u>
(g)	Capital Account of Transport			
34. 5053	Capital Outlay on Civil Aviation	1,00,85.82	...	1,00,85.82
35. 5054	Capital Outlay on Roads and Bridges	3,19,96.09	45,50.78	3,65,46.87
36. 5055	Capital Outlay on Road Transport	16,30.79	1,57.22	17,88.01
	Total (g) Capital Account of Transport	<u>4,37,12.70</u>	<u>47,08.00</u>	<u>4,84,20.70</u>

(a) Rs. (-) 50 only.

STATEMENT NO.2 - Concl'd.

Serial No.	Major Head of Account	Expenditure to the end of 1998-99	Expenditure during 1999-2000	Expenditure to end of 1999-2000
(In lakhs of rupees)				
C. Capital Account of Economic Services-Concl'd.				
(j)	Capital Account of General Economic Services			
37. 5452	Capital Outlay on Tourism	2,60.47	2.40	2.62.87
38. 5475	Capital Outlay on Other Economic Services	2.19	...	2.19
	Total-(j) Capital Account of General Economic Services	<u>2,62.66</u>	<u>2.40</u>	<u>2,65.06</u>
	Total-C. Capital Account of Economic Services	<u>10,52,30.03</u>	<u>1,04,80.78</u>	<u>11,57,10.81</u>
	TOTAL EXPENDITURE HEADS (Capital Account)	<u>13,58,63.35</u>	<u>1,49,72.96</u>	<u>15,08,36.31</u>

EXPLANATORY NOTES

Investment - In 1999-2000, Government invested Rs.1,23.65 lakhs in Co-operative Societies. The total investment of the share capital of different concerns at the end of 1997-98, 1998-99 and 1999-2000 were Rs. 9,08.45 lakhs, Rs. 9,74.20 lakhs and Rs.10,97.85 lakhs respectively. No dividend received for the years 1997-98, 1998-99 and 1999-2000.

Further details are given in Statement No. 13 and Appendix.

STATEMENT NO. 3**DEBT POSITION****(i) Statement of Borrowings**

Nature of Borrowings	Balance on 1st April 1999	Receipt during the year	Repayment during the year	Balance on 31st March'2000	Net Increase(+) Decrease(-)
(In lakhs of rupees)					
E. Public Debt					
6003 Internal Debt of State Government	3,16,06.23	6,13,79.76	5,86,36.07	3,43,49.92	(+)27,43.69
6004 Loans and Advances from the Central Government	<u>3,23,51.95</u>	<u>2,50,13.23</u>	<u>56,85.77 (a)</u>	<u>5,16,79.41</u>	<u>(+)1,93,27.46</u>
Total - E Public Debt	<u>6,39,58.18</u>	<u>8,63,92.99</u>	<u>6,43,21.84</u>	<u>8,60,29.33</u>	<u>(+) 2,20,71.15</u>
I. Small Saving, Provident, Fund etc.					
8009 State Provident Funds	1,97,66.68	54,33.87	25,98.64	2,26,01.91	(+) 28,35.23
8011 Insurance and Pension Fund	<u>22,99.70</u>	<u>4,95.87</u>	<u>1,06.97</u>	<u>26,88.60</u>	<u>(+) 3,88.90</u>
Total-I Small Savings, Provident Fund etc.	<u>2,20,66.38</u>	<u>59,29.74</u>	<u>27,05.61</u>	<u>2,52,90.51</u>	<u>(+) 32,24.13</u>
GRAND TOTAL	<u>8,60,24.56</u>	<u>9,23,22.73</u>	<u>6,70,27.45</u>	<u>11,13,19.84</u>	<u>(+) 2,52,95.28</u>

No law under Article 293 (1) of the Constitution has been passed by the State Legislature laying down the limit within which Government may borrow on the security of the Consolidated Fund of the State.

Explanatory Notes

- Further details of debt are available in Statement No. 16.
- Market loan of Rs.34.97 crores was raised by the Government during 1999-2000.
- Depreciation fund or Sinking Funds etc. were not operated for the amortisation of debts.
- Small Savings, Provident Funds etc.- These comprises the balance in the Provident Funds etc. of Government servants.
- Loans from the Government of India - During 1999-2000 the State Government received loans amounting to Rs. 2,50,13.22 lakhs of which Rs. 36,76.11 lakhs, Rs. 3,69.67 lakhs, Rs. 1,59.98 lakhs and Rs. 2,00,00.00 lakhs respectively were on account of State Plan Schemes, Centrally Sponsored Plan Schemes, Special Plan Schemes and Ways and Means Advances. The remaining amount of Rs. 8,07.46 lakhs represented Non-Plan loans. Details of the loans taken by the State Government from the Government of India are given in Statement No. 16.

(a) Please see footnote (a) at page 165 of Statement No. 16.

STATEMENT NO.3-Contd.
Explanatory Notes-Contd.

During the year 1999-2000 Rs. 2,50,13.23 lakhs were received by the State Government as Loans and Advances from the Central Government and Rs. 56,85.76 lakhs were repaid.

(ii) Other Obligations

In addition to the above, the balances at the credit of earmarked and other funds as also certain deposits, to the extent these have not been invested but are merged with the general cash balance of Government, constitute the liability of Government. The amount of such liability at the end of March, 2000 are shown below (further details are given in Statement No. 15).

Nature of obligations	Balance on 1st April 1999	Receipt during the year	Repayment during the year	Balances on 31st March, 2000	Net Increase (+) or Decrease (-)
(in Lakhs of rupees)					
Non-interest bearing Obligations, such as deposit of local funds, Civil deposits, other earmarked funds etc.	97,36.90	1,66,20.09	79,42.60	1,84,14.39	86,77.49
Deposit bearing interest such as Civil deposits, deposits of local funds etc.	4,89.58	...	1,49.58	3,40.00	(-) 1,49.58
Total -	1,02,26.48	1,66,20.09	80,92.18	1,87,54.39	85,27.91

(iii) Service of Debts

Interest on debt and other obligations :- The outstanding gross debt and other obligations and the total net amount met from revenue during 1998-99 and 1999-2000 as interest charges were as shown below :-

	1998-99	1999-2000	Net Increase (+) or Decrease (-) during the year
(In lakhs of rupees)			
Gross Debt and Other Obligations outstanding at the end of the year	9,62,51.04	13,00,74.23	(+) 3,38,23.19
Interest paid by Government- on Public Debt, Small Saving, Provident Fund etc.	74,22.26	93,72.35	(+) 19,50.09
Total-Interest paid	74,22.26	93,72.35	(+) 19,50.09

STATEMENT NO. 3 - Concl.
EXPLANATORY NOTES-Concl.

(iii) Service of Debts-Concl.

	1998-99	1999-2000	Net Increase (+) or Decrease (-) during the year
	(In lakhs of rupees)		
(i) Interest received on loans and Advances given by Government	35.72	50.79	(+) 15.07
(ii) Interest realised on Investment of Cash Balance	10.92	13.53	(+) 2.61
(iii) Interest realised on Capital contribution to the Public Sector and Other Undertakings	14.19	18.95	(+) 4.76
Total-(i), (ii) and (iii)	<u>60.83</u>	<u>83.27</u>	<u>(+) 22.44</u>
Net amount of interest charges	73,61.43	92,89.08	(+) 19,27.65
Percentage of Gross Interest to total revenue receipts	9.60	10.89	(+) 1.29
Percentage of Net Interest to total revenue receipts	9.52	10.79	(+) 1.27

STATEMENT NO. 4

LOANS AND ADVANCES BY THE STATE GOVERNMENT

(1) Statement of Loans and Advances

Serial Number	Class of Loans and Advances	Balance outstanding on 1st April 1999	Paid during the year	Recoveries during the year	Balance outstanding on 31 st March 2000	Net Increase (+) Decrease (-) during the year.
1.	2.	3.	4.	5.	6.	7.
(In lakhs of rupees)						
1.	Loans for Housing	94,12.99	40,98.00	3,60.13	1,31,50.86	(+) 37,37.87
2.	Loans for Urban Development	1,29.61	...	0.81	1,28.80	(-) 0.81
3.	Loans for Social Security and Welfare	1,12.87	1,12.87	...
4.	Loans for Crop Husbandry	(-) 0.18	(-) 0.18	...
5.	Loans for Animal Husbandry	20.21	20.21	...
6.	Loans for Co-operation	6,60.36	91.11	18.32	7,33.15	(+) 72.79
7.	Loans for Other Agriculture Programme	7,22.82	7,22.82	...
8.	Loans for Village and Small Industries	3,39.82	7.50	3.40	3,43.92	(+) 4.10
9.	Loans for Other Industries	2,25.00	2,25.00	...
10.	Loans for Road Transport	2.01	2.01	...
11.	Loans to Government Servants etc.	40,85.58	10.01	5,31.15	35,64.44	(-) 5,21.14
12.	Miscellaneous Loans	3,97.48	27.50	17.53	4,07.45	(+) 9.97
	Total	1,61,08.57	42,34.12	9,31.34	1,94,11.35	(+) 33,02.78

A more detailed account is given in Statement No. 17

(2) Recoveries in Arrear

Information about arrears in Recovery (Principal as well as interest) as on 31st March, 2000 has not been received from Departmental Authorities maintaining the detailed accounts (July, 2000).

STATEMENT NO. 5

**GUARANTEES GIVEN BY THE GOVERNMENT FOR REPAYMENT
OF LOANS, ETC. RAISED BY STATUTORY CORPORATIONS,
LOCAL BODIES AND OTHER INSTITUTIONS.**

Under Article 293 (1) of the Constitution, the State Government is empowered to give guarantees, within such limits, if any, as may be so fixed by the State Legislature by Law on the security of the Consolidated Fund of the State. No law under Article 293 ibid has been passed so far by the State Legislature laying down the limit within which Government may give guarantee on the security of the Consolidated Fund of the State.

According to the information furnished by the Government, guarantees given by the State Government during and upto 1999-2000 are as under:-

Sl.No.	Name of Corporation, Local Bodies, Institutions on whose behalf guarantee has been given	Maximum amount guaranteed	Sums guaranteed outstanding as on 31.3.2000	
			Principal	Interest
(In lakhs of rupees)				
1.	Mizoram Agro-Horticulture Development Co-operative Society	9.80	9.80	...
2.	Mizoram Co-operative Apex Bank	5,43.11	4,54.68	...
3.	Mizoram Urban Co-operative Bank	8,00.00	5,69.00	...
4.	Zotlang Multi Co-operative Society	36.41	18.85	...
5.	Zoram Industrial Development Corporation	2,89.83	2,74.26	...
6.	Mizoram Khadi & Village Industries Board	38,09.10	35,36.33	...
7.	Mizoram Food & Allied Industries Corporation	20.00	20.00	1.75
	Grand Total	55,08.25	48,82.92	1.75

STATEMENT NO. 6

CASH BALANCE AND INVESTMENT OF CASH BALANCES

		On 1 st April 1999	On 31 st March 2000
		(In lakhs of rupees)	
(a)	General Cash Balance		
(1)	Deposit with Reserve Bank	(-) 1,90,39.71	(-) 1,37,74.71 (a)
(2)	Investments held in the Cash Balance Investment Account
	TOTAL - (a)	<u>(-) 1,90,39.71</u>	<u>(-) 1,37,74.71</u>
(b)	Other Cash Balances and Investments		
(1)	Cash with Departmental Officers viz., Forest and Public Works Officers	<u>76.08</u>	<u>63.69</u>
	Total - (b)	<u>76.08</u>	<u>63.69</u>
	Total - (a) and (b)	<u>(-) 1,89,63.63</u>	<u>(-) 1,37,11.02</u>

(a) The opening and closing balance includes Rs. (-) 1,25,38.92 lakhs representing cash balance of the Union Territory Government merged in the general cash balance of the Central Government. Final decision regarding treatment of the amount is awaited from the Government of India (July, 2000).

The cash balance of the State Government as on 31.3.2000 is therefore Rs. (-) 12,35.79 lakhs. There was a difference of Rs. 7,62.81 lakhs between the figures reflected in the accounts (Rs. (-) 12,35.79 lakhs) and that intimated by the Reserve Bank of India (Rs. (-) 19,98.60 lakhs). The difference is due to the following factors :-

1. Adjustment in respect of overdraft/shortfall	Dr. 4,72.74
2. Misclassification by the Bank/Treasury	Dr. 49.55
3. Non-receipt of details of adjustment made by the RBI	Dr. <u>2,40.52</u>
Total	Dr. <u>7,62.81</u>

However, the entire amounts of difference at Sl. No. 1 for Rs. 4,72.74 lakhs and Sl.No. 2 for Rs. 49.55 lakhs have since been settled in April, 2000. The remaining difference is under reconciliation.

STATEMENT NO.6. - Contd.
EXPLANATORY NOTES

1. Under the agreement with the Reserve Bank of India, the Government has to maintain with the Bank on all days a minimum balance of Rs. 10 lakhs. If the balance falls below the agreed minimum the Government can take ordinary ways and means advances from the Bank. In addition, special ways and means advances are made available against Government of India securities held by the State Government. If, even after the maximum advances are given, the cash balance is below the prescribed minimum, the deficit is left uncovered. Overdraft are given by the Bank if the State has a minus balance after availing of the maximum advances.

The advances carry interest at one percent below the Bank Rate for the first 90 days, one percent above the Bank Rate beyond 90 days and upto 180 days and two percent above the Bank Rate beyond 180 days. The Bank charges interest on the shortfalls in the minimum balance at one per cent below the Bank Rate and overdrafts at the Bank Rate upto and including the seventh day and at three per cent above the Bank Rate thereafter.

The extent to which the Government maintained the minimum balances with the Bank during 1999-2000 and took ways and Means Advances and Overdrafts are indicated below:-

(i)	Number of days on which the minimum balance was maintained without obtaining any advance.	144 days
(ii)	Number of days on which the minimum balances was maintained by taking ordinary and special Ways and Means Advance	165 days
(iii)	Number of days on which there was shortfall from minimum balance after taking above advances but no overdraft was taken	...
(iv)	Number of days on which overdraft was taken.	<u>57 days</u>
	Total	<u><u>3,66 days</u></u>

**STATEMENT NO.6. - Concl'd.
EXPLANATORY NOTES-Concl'd.**

A detailed account of transactions relating to Ways and Means Advances obtained from the

Reserve Bank of India is given below :-

Particulars	Balance on 1 st April 1999	Amount obtained during 1999-2000	Amount repaid during 1999-2000	Balance on 31 st March 2000	Interest Paid during the year
(In lakhs of rupees)					
Ordinary Ways and Means Advances	25,00.00	2,63,95.00	2,72,06.00	16,89.00	3,84.53
Special Ways and Means Advances
Overdrafts/ shortfalls	<u>57,97.98</u>	<u>2,58,00.73</u>	<u>3,06,73.66</u>	<u>9,25.05</u>	<u>35.99</u>
Total	<u>82,97.98</u>	<u>5,21,95.73</u>	<u>5,78,79.66</u>	<u>26,14.05</u>	<u>4,20.52</u>

2. All the investments from out of the cash balances are in Government of India securities.

Interest realised during the year on such investment was Rs. 13.53 lakhs.

3. The following is an analysis of investments held in Cash Balance Investment Account :-

	Opening Balance on 1 st April 1999	Purchased during 1999-2000	Sales during 1999-2000	Closing balance on 31 st March 2000	Interest realised during the year
(In lakhs of rupees)					
Short-term Investments- Government of India Treasury Bills	...	1,22,77.00	1,22,77.00	...	13.53
Longterm Investments Securities of Govern- ment of India-
Total	<u>...</u>	<u>1,22,77.00</u>	<u>1,22,77.00</u>	<u>...</u>	<u>13.53</u>

STATEMENT NO.7

SUMMARY OF BALANCES UNDER CONSOLIDATED FUND,
CONTINGENCY FUND AND PUBLIC ACCOUNT.

The following is a summary of balances on 31st March 2000 :-

Debit Balance Rs.	Sector of the General Account	Name of the Account	Credit Balance Rs
	Consolidated Fund-		
9,93,47,32,996	A to D	Government Account	
	E	Public Debt	8,60,29,32,156
1,94,11,34,409	F	Loans and Advances	
	H	Transfer to Contingency Fund	
		Contingency Fund	
		Contingency Fund	10,00,000
		Public Account	
	I	Small Savings, Provident Funds, etc.	2,52,90,51,152
	J	Reserve Fund	
		Reserve Fund not bearing interest	4,97,46,361
	K	Deposits and Advances	
		Deposit bearing interest	3,40,00,581
		Deposits not bearing interest	1,79,16,92,954
2,06,30,034		Advances	
	L	Suspense and Miscellaneous Investments Other Items	
73,90,19,525			
1,75,03,77,557	M	Remittances	
(-) 1,37,74,71,317_ (a)	N	<u>Cash Balance (Closing)</u>	
<u>13,00,84,23,204</u>		<u>Total</u>	<u>13,00,84,23,204</u>

(a) Please see foot note (a) at page 38 of Statement No. 6

STATEMENT NO. 7 - Contd.
EXPLANATORY NOTES

(1) The significance of the head "Government Account" is explained in note 3 below. The other headings in the summary taken into account the balances under all account heads in the Government books where Government has a liability to repay the moneys received or has a claim to recover the amount paid and also heads of account opened in the books for adjustment of remittance transactions. It must be understood that these balances cannot be regarded as a complete record of the financial position of the Government as these do not take into account all the physical assets of the State, such as lands, buildings, communications, etc., nor any accrued dues or outstanding liabilities which are not brought to account under the cash basis of accounting followed by Government.


(2) A summary of receipts, disbursements and balances under heads of account relating to Debt, Contingency Fund and Public Account is given in Statement No. 15.

(3) Government Account - Under the system of book keeping followed in Government accounts, the amount booked under revenue, capital and other transactions of Government, the balances of which are not carried forward from year to year in the accounts are closed to a single head called "Government Account". The balance under this head represents the cumulative result of all such transactions so that after adding thereto the balances under Public Debt, Loans and Advances, Small Savings, Provident Fund, etc. Reserve Funds, Deposits and Advances, Suspense and Miscellaneous (other than Miscellaneous Government Account), Remittances and Contingency Fund, the closing cash balance at the end of the year may be worked out and proved.

STATEMENT NO. 7 - Concl'd.
EXPLANATORY NOTES-Concl'd.

The Government Account for 1999-2000 given below will show how the net amount at the end of the year has been arrived at :-

Debit	Details	Credit.
8,12,65,90,913	A Amount at the end of the Government Account as on 1st April 1999	
	B Receipt Heads (Revenue Account)	8,60,84,11,593
8,91,92,57,687	C Expenditure Heads (Revenue Account)	
1,49,72,95,989	D Expenditure Heads (Capital Account)	
	F Amount at the Debit of the Government account as on 31st March 2000	
<u>18,54,31,44,589</u>	Total	<u>9,93,47,32,996</u> <u>18,54,31,44,589</u>



PART II - DETAILED ACCOUNTS AND OTHER STATEMENTS

A - REVENUE AND EXPENDITURE

STATEMENT NO.8

STATEMENT OF REVENUE AND EXPENDITURE UNDER DIFFERENT HEADS
EXPRESSED AS A PERCENTAGE OF TOTAL REVENUE/TOTAL EXPENDITURE

Revenue Heads	Amount in lakhs of rupees	Percentage of total revenue	Percentage of total expenditure
A. Tax Revenue -			
(a) Taxes on Income and Expenditure-			
Taxes on Income Other than Corporation Tax	24,66.00	2.86	2.76
Other Taxes on Income and Expenditure	2,38.57	0.28	0.27
(b) Taxes on Property and Capital Transactions			
Land Revenue	1,26.24	0.15	0.14
Stamps and Registration	7.54	0.01	0.01
(c) Taxes on Commodities and Services -			
State Excise	92.93	0.11	0.10
Taxes on Sales, Trades etc.	3,60.57	0.42	0.40
Taxes on Vehicles	1,83.46	0.21	0.21
Taxes on Goods and Passengers	38.62	0.04	0.04
Taxes and Duties on Electricity	0.06	0.00	0.00
Other Taxes and Duties on Commodities and Services	<u>25.11</u>	<u>0.03</u>	<u>0.03</u>
Total-A. Tax Revenue	<u>35,39.10</u>	<u>4.11</u>	<u>3.96</u>
B Non-Tax Revenue -			
(a) Fiscal Services	0.87	0.00	0.00
(b) Interest Receipts, Dividends and Profits	83.27	0.09	0.09
(c) Other Non-Tax Revenue			
(i) General Services	11,26.06	1.31	1.26

STATEMENT NO. 8 - Contd.

Revenue Heads	Amount in lakhs of rupees	Percentage of total revenue	Percentage of total expenditure
B Non-Tax Revenue-Concl'd.			
(ii) Social Services	3,26.60	0.38	0.37
(iii) Economic Services	<u>25,97.96</u>	<u>3.02</u>	<u>2.90</u>
Total-B Non-Tax Revenue	<u>41,34.76</u>	<u>4.80</u>	<u>4.62</u>
(c) Grants-in-aid and Contributions	<u>7,84,10.26</u>	<u>91.09</u>	<u>87.67</u>
Grand Total :- Revenue	<u>8,60,84.12</u>	<u>1,00.00</u>	<u>96.25</u>
Expenditure Heads			
(i) Organs of State	21,56.61	2.51	2.42
Fiscal Services-			
(ii) Collection of Taxes on Property and Capital Transactions -			
Land Revenue	3,35.96	0.39	0.38
Stamps and Registration	5.08	0.01	0.00
(iii) Collection of Taxes on Commodities and Services -			
State Excise	5,93.23	0.69	0.66
Taxes on Sales, Trades etc.	1,70.49	0.20	0.19
Taxes on Vehicles	1,74.24	0.20	0.20
(iv) Other Fiscal Services	<u>44.60</u>	<u>0.05</u>	<u>0.05</u>
Total-Fiscal Services	<u>13,23.60</u>	<u>1.54</u>	<u>1.48</u>

STATEMENT NO. 8 - Concl'd.

Expenditure Heads	Amount in lakhs of rupees	Percentage of total revenue	Percentage of total expenditure
Interest payment and Servicing and Debt	93,72.35	10.89	10.51
Administrative Services	1,40,31.88	16.30	15.73
Pension and Miscellaneous General Services	25,22.94	2.93	2.83
Social Services	3,36,29.31	39.06	37.70
Economic Services	<u>2,61,55.89</u>	<u>30.38</u>	<u>29.33</u>
Grand Total - Expenditure (Revenue Account)	<u>8,91,92.58</u>	<u>1,03.61</u>	<u>1,00.00</u>

STATEMENT NO.9

STATEMENT SHOWING THE DISTRIBUTION BETWEEN CHARGED
AND VOTED EXPENDITURE

Particulars	Actuals for 1999-2000		Total Rs.
	Charged Rs.	Voted Rs.	
Expenditure Heads (Revenue Account)	96,97,29,551	7,94,95,28,136	8,91,92,57,687
Expenditure Heads (Capital Account)	...	1,49,72,95,989	1,49,72,95,989
Disbursement under Public Debt, Loans and Advances (A)	6,43,21,84,440	42,34,12,055	6,85,55,96,495
TOTAL -	7,40,19,13,991	9,87,02,36,180	17,27,21,50,171

(A) The figures have been arrived at as follows :-

(a) Public Debt -

Internal Debt of the State Government	5,86,36,07,414	...	5,86,36,07,414
Loans and Advances from the Central Government	56,85,77,026	...	56,85,77,026

(b) Loans and Advances
by the State
Government

...	42,34,12,055	42,34,12,055
Total -	42,34,12,055	6,85,55,96,495

STATEMENT NO. 10 - DETAILED ACCOUNT OF REVENUE BY MINOR HEADS

Heads	Actuals for 1999-2000 Rs.
Receipt Heads (Revenue Account)	
(A) Tax Revenue -	
(a) Taxes on Income and Expenditure	
0021 Taxes on Income other than corporation Tax	
901 Share of net proceeds assigned to States	<u>24,66,00,000</u>
Total- '0021'	<u>24,66,00,000</u>
0028 Other Taxes on Income and Expenditure	
107 Taxes on Professions, Trades, Callings and Employment	<u>2,38,57,103</u>
Total-'0028'	<u>2,38,57,103</u>
Total-(a) Taxes on Income and Expenditure	<u>27,04,57,103</u>
(b) Taxes on Property and Capital Transactions	
0029 Land Revenue	
101 Land Revenue/Tax	52,98,768
102 Taxes on Plantations	1,98,505
103 Rates and Cesses on land	34,32,066
106 Receipt on account of Survey and Settlement Operations	5,63,940
800 Other Receipts	<u>31,31,006</u>
Total - '0029'	<u>1,26,24,285</u>
0030 Stamps and Registration Fees	
01 Stamps Judicial-	
101 Court Fees Stamps	1,99,430
Total-'01'	<u>1,99,430</u>
02 Stamps Non-Judicial	
102. Sale of Stamps	5,34,930
Total-'02'	<u>5,34,930</u>
03 Registration Fees	
104 Fees for registering documents	19,328
Total-'03'	<u>19,328</u>
Total - '0030'	<u>7,53,688</u>
Total-(b) Taxes on Property and Capital Transactions	<u>1,33,77,973</u>

(a) Figures are net after taking into account refunds.

STATEMENT NO. 10 - Contd.

Heads	Actuals for 1999-2000 Rs.
A. Tax Revenue-Contd.	
(c) Taxes on Commodities and Services	
0039 State Excise	
105 Foreign Liquors and Spirits	83,19,455
150 Fines and Confiscations	6,00,831
800 Other Receipts	<u>3,72,943</u>
Total - '0039'	<u>92,93,229</u>
0040 Taxes on Sales, Trades etc.	
101 Receipts under Central Sales Tax Act	67,77,165
102 Receipts under State Sales Tax Act	1,32,54,527
103 Tax on Sale of Motor Spirits and Lubricants	1,60,12,581
800 Other Receipts	<u>12,651</u>
Total - '0040'	<u>3,60,56,924</u>
0041 Taxes on Vehicles	
102 Receipts under the State Motor Vehicles Taxation Acts	1,47,95,694
800 Other Receipts	<u>35,49,725</u>
Total - '0041'	<u>1,83,45,419</u>
0042 Taxes on Goods and Passengers	
101 Tax Collection	<u>38,62,065</u>
Total - '0042'	<u>38,62,065</u>
0043 Taxes and Duties on Electricity	
800 Other Receipts	<u>5,950</u>
Total - '0043'	<u>5,950</u>
0045 Other Taxes and Duties on Commodities and Services	
101 Entertainment Tax	<u>25,10,863</u>
Total - '0045'	<u>25,10,863</u>
Total-(c) Taxes on Commodities and Services	<u>7,00,74,450</u>
Total-A. Tax Revenue	<u>35,39,09,526</u>

STATEMENT NO. 10 - Contd.

Heads	Actuals for 1999-2000 Rs.
B. Non-Tax Revenue -	
(a) Fiscal Services	
0047 Other Fiscal Services	
800 Other Receipts	<u>87,000</u>
Total- '0047'	<u>87,000</u>
Total-(a) Fiscal Services	<u>87,000</u>
(b) Interest Receipts, Dividends and Profits	
0049 Interest Receipts	
04 Interest receipts of State/Union Territory Government	
110 Interest realised on investment of cash balances	13,53,056
195 Interest from Co-operative Societies	18,95,042
800 Other Receipts	<u>50,78,844</u>
Total- '04'	<u>83,26,942</u>
Total-'0049'	<u>83,26,942</u>
Total-(b) Interest Receipts, Dividends and Profits	<u>83,26,942</u>
(c) Other Non-Tax Revenue	
(i) General Services	
0051 Public Service Commission	
101 Union Public Service Commission	<u>55,571</u>
Total-'0051'	<u>55,571</u>
0055 Police	
103 Fees, Fines etc	7,59,215
105 Receipt of State Headquarters Police	1,23,106
800 Other Receipts	<u>7,23,579</u>
Total-'0055'	<u>16,05,900</u>
0056 Jails	
800 Other Receipts	<u>59,850</u>
Total-'0056'	<u>59,850</u>
0057 Supplies and Disposal	
800 Other Receipts	<u>20,81,266</u>
Total-'0057'	<u>20,81,266</u>

STATEMENT NO. 10 - Contd.

Heads	Actuals for 1999-2000 Rs.
B. Non-Tax Revenue-Contd.	
(c) Other Non-Tax Revenue-Contd.	
(i) General Services-Cocld.	
0058 Stationery and Printing	
200 Other Press Receipts	<u>70,57,971</u>
Total-'0058'	<u>70,57,971</u>
0059 Public Works	
80 General	
800 Other Receipts	<u>31,92,136</u>
Total-'80'	<u>31,92,136</u>
Total-'0059'	<u>31,92,136</u>
0070 Other Administrative Services	
60 Other Services	
800 Other Receipts	<u>6,26,47,411</u>
Total-'60'	<u>6,26,47,411</u>
Total-'0070'	<u>6,26,47,411</u>
0071 Contributions and Recoveries towards Pension and other Retirement Benefits	
01 Civil	
800 Other Receipts	<u>17,89,563</u>
Total-'01'	<u>17,89,563</u>
Total-'0071'	<u>17,89,563</u>
0075 Miscellaneous General Services	
103 State Lotteries	3,12,20,436
800 Other Receipts	<u>28,95,845</u>
Total-'0075'	<u>3,41,16,281</u>
Total-(i) General Services	<u>11,26,05,949</u>
(ii) Social Services	
0202 Education, Sports, Art and Culture	
01 General Education	
101 Elementary Education	11,31,215
102 Secondary Education	<u>6,24,235</u>
Total-'01'	<u>17,55,450</u>
02 Technical Education	
101 Tution and Other fees	9,41,223
800 Other Receipts	<u>53,315</u>
Total-'02'	<u>9,94,538</u>

STATEMENT NO. 10 - Contd.

Heads	Actuals for 1999-2000 Rs.
B. Non-Tax Revenue-Contd.	
(c) Other Non-Tax Revenue-Contd.	
(ii) Social Services-Contd.	
03 Sports and Youth Services	
101 Physical Education-Sports and Youth Welfare	1447
800 Other Receipts	<u>84,335</u>
Total-'03'	<u>85,782</u>
04 Art and Culture	
800 Other Receipts	<u>78,061</u>
Total-'04'	<u>78,061</u>
Total-'0202'	<u>29,13,831</u>
0210 Medical and Public Health	
01 Urban Health Services	
020 Receipts from Patients for Hospital and Dispensary Services	<u>19,62,027</u>
Total-'01'	<u>19,62,027</u>
Total-'0210'	<u>19,62,027</u>
0215 Water Supply and Sanitation	
01 Water Supply	
800 Other Receipts	<u>2,33,23,080</u>
Total-'01'	<u>2,33,23,080</u>
Total-'0215'	<u>2,33,23,080</u>
0216 Housing	
01 Government Residential Buildings	
106 General Pool Accommodation	<u>39,585</u>
Total-'01'	<u>39,585</u>
02 Urban Housing	
800 Other Receipts	<u>25,83,691</u>
Total-'02'	<u>25,83,691</u>
80 General	
800 Other Receipts	<u>3,31,712</u>
Total-'80'	<u>3,31,712</u>
Total-'0216'	<u>29,54,988</u>
0217 Urban Development	
03 Integrated Development of Small and Medium Towns	
800 Other Receipts	<u>5,400</u>
Total-'03'	<u>5,400</u>
Total-'0217'	<u>5,400</u>

STATEMENT NO. 10 - Contd.

Heads	Actuals for 1999-2000 Rs.
B. Non-Tax Revenue-Contd.	
(c) Other Non-Tax revenue-Contd.	
(ii) Social Services-Concltd.	
0220 Information and Publicity	
60 Others	
800 Other Receipts	<u>2,02,534</u>
Total-'60'	<u>2,02,534</u>
Total-'0220'	<u>2,02,534</u>
0230 Labour and Employment	
800 Other Receipts	<u>18,108</u>
Total-'0230'	<u>18,108</u>
0235 Social Security and Welfare	
01 Rehabilitation	
800 Other Receipts	<u>12,80,166</u>
Total-'01'	<u>12,80,166</u>
Total-'0235'	<u>12,80,166</u>
Total-(ii) Social Services	<u>3,26,60,134</u>
(iii) Economic Services	
0401 Crop Husbandry	
800 Other Receipts	<u>85,67,049</u>
Total-'0401'	<u>85,67,049</u>
0403 Animal Husbandry	
800 Other Receipts	<u>42,65,825</u>
Total-'0403'	<u>42,65,825</u>
0405 Fisheries	
103 Sale of Fish, Fish Seeds etc.	<u>4,84,416</u>
Total-'0405'	<u>4,84,416</u>
0406 Forestry and Wild Life	
02 Environmental Forestry & Wild Life	
800 Other Receipts	<u>3,99,43,774</u>
Total-'02'	<u>3,99,43,774</u>
Total-'0406'	<u>3,99,43,774</u>

STATEMENT NO. 10 - Contd.

Heads	Actuals for 1999-2000 Rs.
B.Non-Tax Revenue-Contd.	
(c) Other Non-Tax Revenue-Contd.	
(iii) Economic Services-Contd.	
0425 Co-operation	
101 Audit fees	1,79,515
800 Other Receipts	<u>23,82,132</u>
Total-'0425'	<u>25,61,647</u>
0435 Other Agricultural Programme	
104 Soil and Water Conservation	10,55,584
800 Other Receipts	<u>11,39,522</u>
Total-'0435'	<u>21,95,106</u>
0515 Other Rural Development Programmes	
800 Other Receipt	<u>2,98,225</u>
Total-'0515'	<u>2,98,225</u>
0702 Minor Irrigation	
01 Surface Water	
103 Receipt from Diversion Scheme	<u>1,63,839</u>
Total-'01'	<u>1,63,839</u>
Total-'0702'	<u>1,63,839</u>
0801 Power	
05 Transmission and Distribution	
800 Other Receipts	<u>2,46,59,633</u>
Total-'05'	<u>2,46,59,633</u>
80 General	
800 Other Receipts	<u>10,81,03,081</u>
Total-'08'	<u>10,81,03,081</u>
Total-'0801'	<u>13,27,62,714</u>
0851 Village and Small Industries	
800 Other Receipts	<u>4,88,220</u>
Total-'0851'	<u>4,88,220</u>
0852 Industries	
04 Petrochemical Industries	
101 Other Industrial Machinery Industries	<u>8,065</u>
Total-'0852'	<u>8,065</u>

STATEMENT NO. 10 - Contd.

Heads	Actuals for 1999-2000 Rs.
B. Non-Tax Revenue-Concl'd.	
(c) Other Non-Tax Revenue-Concl'd.	
(iii) Economic Services-Concl'd.	
0853 Non-ferrous Mining and Metallurgical Industries	
102 Mineral concession fees, rent and Royalties	48,880
Total-'0835'	<u>48,880</u>
0875 Other Industries	
03 Development of Backward Areas	
800 Other Receipts	3,47,71,423
Total-'03'	<u>3,47,71,423</u>
Total-'0875'	<u>3,47,71,423</u>
1053 Civil Aviation	
800 Other Receipts	35,70,969
Total-'1053'	<u>35,70,969</u>
1054 Roads and Bridges	
800 Other Receipts	67,70,813
Total-'1054'	<u>67,70,813</u>
1055 Road Transport	
800 Other Receipts	2,02,37,591
Total-'1055'	<u>2,02,37,591</u>
1452 Tourism	
105 Rent and Catering Receipts	2,70,695
800 Other Receipts	19,11,241
Total-'1452'	<u>21,81,936</u>
1475 Other General Economic Services	
106 Fees for Stamping Weight and Measures	4,45,398
800 Other Receipts	30,512
Total-'1475'	<u>4,75,910</u>
Total-(iii) Economic Services	<u>25,97,96,402</u>
Total-(c) Other Non-Tax Revenue	<u>40,50,62,485</u>
Total-B. Non-Tax Revenue	<u>41,34,76,427</u>

STATEMENT NO. 10 - Contd.

Heads	Actuals for 1999-2000 Rs.
C. Grants-in-aid and Contributions	
1601 Grants-in-aid from Central Government	
01 Non-Plan Grants	
102 Grants in lieu of Tax on Railway Passengers Fares	1,00,000
104 Grants under the proviso to Article 275(i) of the Constitution	4,43,80,000
109 Grant towards contribution to Calamity Relief Fund	6,55,00,000
800 Other Grants	
<u>Home Affairs</u>	
Modernisation of Police Force	1,51,49,455
Re-imbusement of States	
Home Guards	64,89,707
Purchase of V.H.F. Communication equipment	45,55,939
Purchase of Vehicles	1,81,93,213
<u>Human Resources Development</u>	
Improvement in the Pay Scale of University and College Teachers	2,98,39,106
Youth Welfare Programe	7,43,750
<u>Surface Transport</u>	
Central Road Fund	3,94,000
Grants-in-aid towards Nisapui Tuikual Model Village Scheme	<u>19,22,148</u>
Total-'01'	<u>18,72,67,318</u>
02 Grants for State/Union Territory Plan Schemes	
101 Block Grants	3,70,76,51,007
104 Grants under proviso to Article 275(i) of the Constitution	95,53,000

STATEMENT NO. 10 - Contd.

Heads	Actuals for 1999-2000 Rs.
C. Grants-in-aid Contributions-Contd.	
1601 Grants-in-aid from Central Government-Contd.	
02 Grants for State/Union Territory Plan Schemes-Concl'd.	
800 Other Grants	
<u>Agriculture</u>	
Pilot project for control of shifting cultivation	4,00,00,000
Total-'02'	<u>3,75,72,04,007</u>
03 Grants for Central Plan Schemes	
800 Other Grants	
<u>Agriculture</u>	
Agricultural Census	4,20,000
State Land use Board	10,00,000
Promotion of Agricultural Mechanisation among poor Farmers	2,10,000
Accelerated Maize Development Programme	7,31,000
Promoting of Cultivation of Roots and Timber Crops	75,000
Re-imburement of expenditure of Transport Subsidy on the movement of Seeds	22,712
Production and Supply of Vegetable Seeds	2,55,000
Integrated Dairy Development in non-operational Flood on Backward Area	89,49,000
Development of Commercial Floriculture	5,40,000
National Disaster Management Programme	2,00,000
Integrated Development of Tropical Temperature and Arid Zone Fruits	28,13,000
Assistance to Co-operative for Women	2,20,000
<u>Environment and Forest</u>	
Integrated Afforestation and Ecology Development Project	1,47,56,000
Fuel and Fodder Development Project	1,73,22,000
Association of Schedule Tribes and Rural poor in Regeneration of Degraded Forests	18,01,800
Conservation and Development of Non Timber Forest Products including Medicinal Plants	29,45,000

STATEMENT NO.10 Contd.

Heads	Actuals for 1999-2000 Rs
C.	
1601	Grants-in-aid and Contributions-Contd.
03	Grants-in-aid from Central Government-Contd.
800	Grants for Central Plan Schemes-Contd.
	Other Grants-Contd.
	<u>Human Resources Development</u>
	ICDS Training Programme 550
	Appointment and Training of Hindi Teachers in Non-Hindi Speaking Areas 1,13,49,000
	Maintenance of NSS Cell 3,52,758
	Youth Welfare Programme 8,92,500
	Assistance to Archival Re-pasitary 5,00,000
	Special Camping Programme 5,13,333
	<u>Statistics</u>
	Conduct of 4 th Economic Census 1,50,000
	National Sample Survey Programme on Matching basis 13,00,000
	<u>Welfare and Child Development</u>
	Integrated Child Development Services 5,00,000
	Central Assistance to vocational Training Centre 1,85,13,022
	<u>Industries</u>
	Prime Minister Rozgar Yajana' 73,450
	Employment Scheme for unemployed Educated Youth 1,81,900
	Collection of Statistics for Small Scale Industries 8,000
	<u>Non-Conventional Sources of Energy</u>
	Small Hydel Power Programme 3,30,000
	Setting up of Small Hydel Project 80,00,000

STATEMENT NO.10 - Contd.

Heads	Actuals for 1999-2000 Rs.
C. Grants-in-aid and Contributions-Contd.	
1601 Grants-in-aid from Central Government-Contd.	
03 Grants for Central Plan Schemes-Concl'd.	
800 Other Grants-Concl'd.	
<u>Economic Affairs</u>	
Contribution towards Calamity Relief Fund	55,00,000
<u>Rural Development</u>	
Computerisation of Land Record Strengthening of Revenue Administration and updating of Land Record	37,78,000 99,57,600
<u>Health and Family Welfare</u>	
National Iodine deficiency Disorder Control Programme	2,72,199
NMEP Urban	4,007
National TB Control Programme	<u>3,26,000</u>
Total-'03'	<u>11,47,62,831</u>
04 Grants for Centrally Sponsored Plan Schemes	
800 Other Grants	
Funds for K.V.K. Kolasib Implementation for Community Structure Component	11,32,000 11,90,000
Implementation for USEP and DWLUA	27,04,000
Implementation for SJSRY for 98-99	14,82,000
Fund for construction of wayside facilities at Hnalthvol	76,000
Fund for construction of Picnic College Rungeli shifted to Benewtlay	5,50,000
Fund for advance instt.for SPV Programme 99-2000 renewed from MNIS	14,80,000

STATEMENT NO.10 - Contd.

Heads	Actuals for 1999-2000 Rs.
C. Grants-in-aid and Contributions-Contd.	
1601 Grants-in-aid from Central Government-Contd.	
04 Grants for Centrally Sponsored Plan Schemes-Contd.	
800 Other Grants-Contd.	
Fund for implementation of Programme under Training and extension support to NE States for 99-2000	11,60,000
Fund for re-imbursement of expenditure incurred towards RBD-CSS	79,560
Grant released from KTP Programme 1 st 50% of 99-2000	56,35,000
other Grants	8,10,000
<u>Health and Family Welfare</u>	
Family Welfare Programme	3,68,47,000
National Leprosy Eradication Programme	30,00,000
National Malaria Eradication Programme	1,07,64,840
National Programme for Control of Blindness	9,50,000
Fund for Staff salary under AIDS Control Programme	4,45,485
<u>Environment and Forest</u>	
Construction and Development of Non-timber Forest product including Medicinal Plants	24,00,000
Ecological Development of Dampa Tiger Reserve (National Park)	34,05,000
Development of National Park and Sanctuaries (Murlein Park)	25,90,000
Development of National Park and Sanctuaries (Blue Mountain National Park)	4,75,000
Development of National Park and Sanctuaries (Nrgenpuie National Park)	12,15,000
Wild Life Preservation Project Tiger	21,43,000
Setting up of Energy Park in Mizoram Town MNES	6,39,600
<u>Crop Husbandry</u>	
Development of Oil Seeds	1,40,00,000
Production and Supply of Vegetable seeds	4,50,000
Commercial Horticulture	4,00,000
Mushroom Development Programme	80,000
Integrated Cereal Development Programme	14,27,000

STATEMENT. 10-Contd.

Heads	Actuals for 1999-2000 Rs.
C. Grants-in-aid and contributions-Contd.	
1601 Grants-in-aid from Central Government-Contd.	
04 Grants for Centrally sponsored Plan Schemes-Contd.	
800 Other Grants-Contd.	
<u>Crop Husbandry-contd.</u>	
Sustainable Development of Sugarcane based Cropping System	13,72,000
National Watershed Project in Rainfed Areas	3,51,00,000
Development of Spices	64,56,000
NSS Cell	23,32,000
Scheme for implementation of extension of Smer Technology	44,20,000
Fund for undertaking Inter State Visit of Horticulture	49,755
Cereal Development Programme in Rice based cropping System	15,00,000
Use of Plastics in Agriculture	38,00,000
Assistance to weaker section Co-operatives	5,40,000
Scheme for Development of Pulses	10,00,000
Scheme for production and supply of fruits and vegetable	3,00,000
Strengthening Agricultural extension in NE States	5,00,000
Visit of farmers to Punjab Agriculture University and Solars Himachal Pradesh	1,35,840
Fund for farmers visit to Kerala	60,000
<u>Animal Husbandry</u>	
Poultry Development	45,00,000
Prevention and Development of Pack animals	3,10,000
Setting up of State Veterinary Council	6,66,000
Rinderpest Eradication Programme	10,00,000
Scheme for Animal Diseases Surveillance	8,00,000
Fodder Development Programme	10,89,000
Conduct of 16 th Quennial Livestock Census	5,00,000
Foot and Mouth Diseases Control Programme	7,33,000
National Bull Production Programme	20,50,000
Integrated Sample Survey for Estimation of Production of Major Livestock Product	8,00,000

STATEMENT. 10-Contd.

Heads	Actuals for 1999-2000 Rs.
C. Grants-in-aid and contributions-Contd.	
1601 Grants-in-aid from Central Government-Contd.	
04 Grants for Centrally sponsored Plan Schemes-Contd.	
800 Other Grants-Contd.	
<u>Tourism</u>	
Construction of View Point at Tlangnuam	52,000
Grants for setting up of New District Centre for English	38,200
Construction/Renovation of Tourist Lodge	1,41,65,043
<u>Legal Affairs</u>	
Grants for infrastructural facilities for Judiciary	45,00,000
<u>Water Resources Development</u>	
Rationalisation of Minor Irrigation Statistics	9,500
<u>Non-Conventional Sources of Energy</u>	
Setting up of Block Level IREP Cell	7,80,000
Solar Thermal Energy Programme	5,26,660
National Programme on Biogas Development	35,00,000
Rural Energy Planning Programme	23,22,000
Settlement of the Claims for the year 1991-92 to 1997-98 (NPBD)	99,500
<u>Welfare of SC/ST</u>	
Post Matric Scholarship to SC/ST	3,52,02,800
<u>Human Resources Development</u>	
Integrated Child Development Services	5,35,66,000
Improvement of Science in School	1,29,76,000
Non-formal Education	1,65,000
Restructuring and re-organisation of Teachers Education	2,07,16,000
Scholarship for Talented Children	24,400
Operation Black Board Salary of 171 Teachers for Primary Schools	1,25,00,000
Samariddhi Yozana	2,06,000
Integrated Education for Disabled Children	15,50,750
Vocationalisation of Education	1,11,30,000

STATEMENT. 10-Contd.

Heads	Actuals for 1999-2000 Rs.
C. Grants-in-aid and contributions-Contd.	
1601 Grants-in-aid from Central Government-Contd.	
04 Grants for Centrally sponsored Plan Schemes-Contd.	
800 Other Grants-Contd.	
<u>Rural Development</u>	
Accelerated Rural Water Supply Programme (Rajiv Gandhi National Drinking Mission)	7,76,95,000
Updating of Land Record	66,15,900
Rural Sanitation Programme	1,89,500
Fund for implementation of the Schemes	
Establishment of nutritional garden in Rural Areas by Distributing of 2000 Nos. of rural Poor Families	99,530
<u>Land Revenue</u>	
Fund for cost of Survey to be conducted by Revenue Department	45,53,000
<u>Surface Transport</u>	
Purchase of Crane and Ambulance under National Highway Patrolling Scheme	25,00,000
<u>Labour and Employment</u>	
Procurement of modern equipment	3,09,621
Fund for Community Structure Component and Urban Wages Employment Programme under SJSRY	51,04,000
<u>Urban Affairs</u>	
Development of Small and Medium Towns	65,90,000
Accelerated Urban Water Supply	20,19,32,000
<u>Industries</u>	
Grant for Kutir Jyothi Scheme	40,00,000
<u>Medical</u>	
Fund for strengthening and setting up of De-addiction Centre	8,00,000
Recurring grant for the Nursing School and Civil Hospital - Lunglei	17,01,000

STATEMENT. 10-Concl'd.

Heads	Actuals for 1999-2000 Rs.
C. Grants-in-aid and contributions-Concl'd.	
1601 Grants-in-aid from Central Government-Concl'd.	
04 Grants for Centrally sponsored Plan Schemes-Concl'd.	
800 Other Grants-Concl'd.	
<u>Textiles</u>	
Worksheet-cum-Housing Schemes for Handloom Weavers	7,50,000
<u>Fisheries</u>	
Inland Fisheries	<u>10,00,000</u>
Total-'04'	<u>65,54,13,484</u>
05 Grants for Special Plan Schemes	
101 Schemes for North Eastern Council	11,83,28,000
800 Other Grants	
<u>Home Affairs</u>	
Modernisation of Prison Administration	<u>42,50,000</u>
Total-'05'	<u>12,25,78,000</u>
Total-'1601'	<u>4,83,72,25,640</u>
1603 States Share to Union Excise Duties	
101 States Share of Basic Union Excise Duties	2,97,97,00,000
103 States Share of Additional Excise	<u>2,41,00,000</u>
Total-'1603'	<u>3,00,38,00,000</u>
Total-C.Grants-in-Aid and Contributions	<u>7,84,10,25,640</u>
Total-Receipt Heads (Revenue Account)	<u>8,60,84,11,593</u>

STATEMENT NO. 11

DETAILED ACCOUNT OF EXPENDITURE BY MINOR HEADS

(In this statement figures in italics represent charged expenditure)

Heads	Actuals for 1999-2000			Total Rs.	
	Non-Plan Rs.	Plan Rs.	C.S.Schemes Rs.		
EXPENDITURE HEAD (REVENUE ACCOUNT)					
A. General Services-					
(a)	Organs of State				
2011	Parliament /State Legislatures-				
02	State Legislatures-				
101	Legislative Assembly	<i>32,31,098</i>	32,31,098
102	Legislative Council	<i>2,99,39,309</i>	2,99,39,309
103	Legislative Secretariat	<i>2,24,60,123</i>	2,24,60,123
		<i>32,31,098</i>			
	Total-'02'	<i>5,23,99,432</i>	5,56,30,530
		<i>32,31,098</i>			
	Total-'2011'	<i>5,23,99,432</i>	5,56,30,530
2012	President, Vice-President/ Governor/Administrator of of State				
03	Governor/Administrator of State				
090	Secretariat	<i>62,78,239</i>	62,78,239
101	Emoluments and allowances of the Governor/Administrator of State	<i>2,61,236</i>	2,61,236
102	Discretionary Grants	<i>78,501</i>	78,501
103	Household Establishment	<i>40,12,112</i>	40,12,112
105	Medical Facilities	<i>59,058</i>	59,058
106	Entertainment Expenses	<i>5,000</i>	5,000
107	Expenditure from contract Allowances	<i>2,78,860</i>	2,78,860
108	Tour Expenses	<i>4,24,941</i>	4,24,941
800	Other Expenditure	<i>45,000</i>	45,000
		<i>1,12,55,388</i>			
	Total-'03'	<i>1,87,559</i>	1,14,42,947
		<i>1,12,55,388</i>			
	Total-'2012'	<i>1,87,559</i>	1,14,42,947

STATEMENT NO. 11 - Contd.

Heads	Actuals for 1999-2000			Total Rs.
	Non-Plan Rs.	Plan Rs.	C.S.Schemes Rs.	
A. General Services - Contd.				
(a) Organs of State-Concl'd.				
2013 Council of Ministers				
101 Salary of Ministers and Deputy Ministers	96,60,805	96,60,805
105 Discretionary grant by Ministers	16,00,000	16,00,000
108 Tour Expenses	25,65,269	25,65,269
Total-'2013'	1,38,26,074	1,38,26,074
2014 Administration of Justice				
102 High Courts	81,88,651	81,88,651
103 Special Courts	36,27,463	...	42,679	36,70,142
104 Judicial Commissioners (Union Territories)	1,34,828	1,34,828
105 Civil and Session Courts	76,75,424	76,75,424
106 Small Causes Courts	67,01,848	67,01,848
114 Legal Advisers and Counsels	56,16,448	56,16,448
Total-'2014'	2,37,56,011	...	42,679	3,19,87,341
2015 Elections-				
102 Electoral Officers	79,27,855	79,27,855
103 Preparation and Printing of Electoral Rolls	2,10,95,280	2,10,95,280
104 Charges for conduct of Election Lok Sabha and State Legislative Assemblies when held simultaneously	6,97,50,561	6,97,50,561
109 Charges for Conduct of Election to Panchayats/Local Bodies	39,99,940	39,99,940
Total-'2015'	10,27,73,636	10,27,73,636
Total-(a) Organs of State	2,26,75,137	...	42,679	21,56,60,528

STATEMENT NO. - 11 - Contd.

Heads	Actuals for 1999-2000			Total Rs.
	Non-Plan Rs.	Plan Rs.	C.S. Schemes Rs.	
A. General Services-Contd.				
(b) Fiscal Services-				
(ii) Collection of Taxes on Property and Capital Transactions				
2029 Land Revenue				
001 Direction and Administration	1,79,68,668	1,79,68,668
102 Survey and Settlement Operations	75,74,394	75,74,394
103 Land Records	79,31,857	1,21,000	...	80,52,857
Total-'2029'	<u>3,34,74,919</u>	<u>1,21,000</u>	<u>...</u>	<u>3,35,95,919</u>
2030 Stamps and Registration				
01 Stamps - Judicial				
001 Direction and Administration	27,606	27,606
101 Cost of Stamps	2,00,615	2,00,615
Total-'01'	<u>2,28,221</u>	<u>...</u>	<u>...</u>	<u>2,28,221</u>
02 Stamps-Non Judicial				
101 Cost of Stamps	2,80,000	2,80,000
Total-'02'	<u>2,80,000</u>	<u>...</u>	<u>...</u>	<u>2,80,000</u>
Total-'2030'	<u>5,08,221</u>	<u>...</u>	<u>...</u>	<u>5,08,221</u>
Total-(ii) Collection of Taxes on Property and Capital Transaction	<u>3,39,83,140</u>	<u>1,21,000</u>	<u>...</u>	<u>3,41,04,140</u>
(iii) Collection of Taxes on Commodities and Services				
2039 State Excise-				
001 Direction and Administration	5,73,09,045	5,73,09,045
800 Other Expenditure	20,13,518	20,13,518
Total-'2039'	<u>5,93,22,563</u>	<u>...</u>	<u>...</u>	<u>5,93,22,563</u>
2040 Taxes on Sales, Trades etc.				
001 Direction and Administration	1,70,49,002	1,70,49,002
Total-'2040'	<u>1,70,49,002</u>	<u>...</u>	<u>...</u>	<u>1,70,49,002</u>
2041 Taxes on Vehicles-				
001 Direction and Administration	99,13,702	75,10,280	...	1,74,23,982
Total-'2041'	<u>99,13,702</u>	<u>75,10,280</u>	<u>...</u>	<u>1,74,23,982</u>
Total-(iii) Collection of Taxes on Commodities and Services	<u>8,62,85,267</u>	<u>75,10,280</u>	<u>...</u>	<u>9,37,95,547</u>

STATEMENT NO. 11 - Contd.

Heads	Actuals for 1999-2000			Total Rs.
	Non-Plan Rs.	Plan Rs.	C.S. Schemes Rs.	
A. General Services-Contd.				
(b) Fiscal Services-Concl'd.				
(iv) Other Fiscal Services				
2047 Other Fiscal Services				
103 Promotion of small Savings	44,60,360	44,60,360
Total-'2047'	44,60,360	44,60,360
Total-(iv) Other Fiscal Services	44,60,360	44,60,360
Total-(b) Fiscal Services	12,47,28,767	76,31,280	...	13,23,60,047
(c) Interest Payment and Servicing of Debt				
2049 Interest Payments				
01 Interest on Internal Debt				
101 Interest on Market Loan	35,44,25,106	35,44,25,106
115 Interest on Ways and Means Advances	4,20,52,488	4,20,52,488
305 Management of Debt	41,81,637	41,81,637
Total-'01'	40,06,59,231	40,06,59,231
03 Interest on Small Savings, Provident Funds, etc.				
101 Interest on Saving Deposits	11,09,883	11,09,883
104 Interest on State Provident Fund	23,04,00,000	23,04,00,000
108 Interest on Insurance and Pension Fund	3,00,00,000	3,00,00,000
Total-'03'	26,15,09,883	26,15,09,883

STATEMENT NO. 11 - Contd

Heads	Actuals for 1999-2000			Total Rs.
	Non-Plan Rs.	Plan Rs.	C.S.Schemes Rs.	
A. General Services-Contd.				
(c) Interest Payment and Servicing of Debt-Concl'd.				
04 Interest on Loans and Advances from Central Government				
101 Interest on Loans for State/ Union Territories				
Plan Schemes	18,74,08,904	18,74,08,904
103 Interest on Loans for Centrally Sponsored Plan schemes	1,23,40,873	1,23,40,873
104 Interest on Loans for Non-Plan Schemes	5,94,61,300	5,94,61,300
105 Interest on loans for Special Plan Schemes	1,00,62,795	1,00,62,795
106 Interest on Ways and Means Advances				
108 Interest on 1984-89 State Plan Loans consolidated in terms of recommendations of 9th Finance Commission	57,91,970	57,91,970
Total - '04'	27,50,65,842	27,50,65,842
Total - '2049'	93,72,34,956	93,72,34,956
Total-(c) Interest Payment and Servicing of Debt	93,72,34,956	93,72,34,956
(d) Administrative Services				
2051 Public Service Commission				
102 State Public Service Commission	98,19,458	98,19,458
Total - '2051'	98,19,458	98,19,458
2052 Secretariat General Services				
090 Secretariat	12,37,05,571	12,37,05,571
092 Other Offices	68,11,736	68,11,736
Total - '2052'	13,05,17,307	13,05,17,307
2053 District Administration				
093 District Establishments	6,50,24,862	6,50,24,862
094 Other Establishments	5,69,17,131	55,98,786	...	6,25,15,917
Total - '2053'	12,19,41,993	55,98,786	...	12,75,40,779

STATEMENT NO. 11 - Contd.

Heads	Actuals for 1999-2000			Total Rs.
	Non-Plan Rs.	Plan Rs.	C.S. Schemes Rs.	
A. General Services-Contd				
(d) Administrative Services-Contd.				
2054 Treasury and Accounts Administration				
095 Directorate of Accounts and Treasuries	2,44,96,307	11,06,838	...	2,56,03,145
097 Treasury Establishment	2,53,22,858	2,53,22,858
Total-'2054'	4,98,19,165	11,06,838	...	5,09,26,003
2055 Police				
001 Direction and Administration	4,26,79,556	4,26,79,556
003 Education and Training	1,83,90,577	5,04,933	...	1,88,95,510
101 Criminal Investigation and Vigilance	5,52,87,538	5,52,87,538
102 Central Reserve Police	12,38,162	12,38,162
104 Special Police	30,76,42,116	30,76,42,116
109 District Police	15,82,72,119	15,82,72,119
110 Village Police	12,15,333	12,15,333
113 Welfare of Police Personnel	1,53,25,441	1,53,25,441
114 Wireless and Computers	5,81,05,690	14,64,898	...	5,95,70,588
115 Modernisation of Police Force	3,53,38,596	...	64,04,766	4,17,43,362
Total-'2055'	69,34,95,128	19,69,831	64,04,766	70,18,69,725
2056 Jails				
001 Direction and Administration	62,87,697	7,09,546	...	69,97,243
101 Jails	3,90,40,240	1,05,06,357	...	4,95,46,597
102 Jail Manufactures	...	8,09,829	...	8,09,829
800 Other Expenditure	...	9,03,250	3,86,241	12,89,491
Total-'2056'	4,53,27,937	1,29,28,982	3,86,241	5,86,43,160

STATEMENT NO. 11 - Contd.

Heads	Actuals for 1999-2000			Total Rs.	
	Non-Plan Rs.	Plan Rs.	C.S.Schemes Rs.		
A. General Services-Contd					
(d)	Administrative Services-Contd				
2057	Supplies and Disposals				
101	Purchase	76,53,189	76,53,189
	Total-'2057'	76,53,189	76,53,189
2058	Stationery and Printing				
001	Direction and Administration	41,40,300	41,40,300
101	Purchase and Supply of Stationery Stores	40,15,446	6,31,772	...	46,47,218
103	Government Presses	1,94,76,856	61,85,690	...	2,56,62,546
105	Government publication	2,49,850	20,26,646	...	22,76,496
799	Stock Suspense	(-) 52,03,333	(-) 52,03,333
	Total - '2058'	2,26,79,119	88,44,108	...	3,15,23,227
2059	Public Works				
80	General				
001	Direction and Administration	5,44,91,198	96,23,682	...	6,41,14,880
052	Machinery and Equipment	50,66,994	50,66,994
053	Maintenance and Repairs	3,34,48,615	22,76,500	...	3,57,25,115
103	Furnishings	11,99,922	11,99,922
105	Public Works Workshops	1,12,92,263	1,12,92,263
799	Suspense	(-) 45,44,860	(-) 45,44,860
	Total-'80'				
	Total - '2059'	10,09,54,132	1,19,00,182	...	11,28,54,314

STATEMENT NO. 11 - Contd.

Heads	Actuals for 1999-2000			Total Rs.	
	Non-Plan Rs.	Plan Rs.	C.S.Schemes Rs.		
A. General Services-Contd.					
(d) Administrative Services-Concl'd.					
2070	Other Administrative Services				
001	Direction and Administration	3,74,52,903	64,88,057	...	4,39,40,960
003	Training	18,86,307	41,50,296	...	60,36,603
104	Vigilance	75,32,355	75,32,355
107	Home Guards	4,99,67,369	4,99,67,369
108	Fire Protection and Control	1,41,71,149	49,60,000	...	1,91,31,149
115	Guest House, Government Hostels, etc.	3,92,28,547	3,92,28,547
800	Other Expenditure	<u>60,04,063</u>	<u>60,04,063</u>
	Total - '2070'	<u>15,62,42,693</u>	<u>1,55,98,353</u>	...	<u>17,18,41,046</u>
	Total-(d) Administrative Services	98,19,458			
		<u>1,32,86,30,663</u>	<u>5,79,47,080</u>	<u>67,91,007</u>	<u>1,40,31,88,208</u>
(e) Pensions and Miscellaneous General Services					
2071	Pensions and other Retirement Benefits				
01	Civil				
101	Superannuation and Retirement allowances	13,74,32,937	13,74,32,937
102	Commutated value of Pensions	1,56,79,656	1,56,79,656
104	Gratuities	3,26,03,301	3,26,03,301
105	Family Pensions		5,96,38,170
111	Pensions to Legislators	<u>23,48,284</u>	<u>23,48,284</u>
	Total- '2071	<u>24,77,02,348</u>	<u>24,77,02,348</u>

STATEMENT NO. 11 - Contd.

Heads	Actuals for 1999-2000			Total Rs.	
	Non-Plan Rs.	Plan Rs.	C.S. Schemes Rs.		
A. General Services-Concl'd.					
(e) Pensions and Miscellaneous-Concl'd.					
2075	Miscellaneous General Services				
103	State Lotteries	45,91,634	...	45,91,634	
	Total-'2075'	45,91,634	...	45,91,634	
	Total-(e) Pension and Miscell- aneous General Services	25,22,93,982	...	25,22,93,982	
		96,97,29,551			
	Total-A. General Services	1,89,85,96,124	6,55,78,360	68,33,686	2,94,07,37,721
B. Social Services-					
(a) Education, Sports Art and Culture					
2202	General Education				
01	Elementary Education-				
001	Direction and Administration	...	14,00,818	...	14,00,818
101	Government Primary Schools	1,45,28,561	43,28,251	...	1,88,56,812
102	Assistance to Non- Government Primary Schools	59,42,88,331	16,77,04,838	3,03,11,697	79,23,04,866
	Total-'01'	6,08,81,68,92	17,34,33,907	3,03,11,697	81,25,62,496
02	Secondary Education				
004	Research and Training	70,06,852	72,11,649	...	1,42,18,501
101	Inspections	82,58,327	82,58,327
103	Non formal Education	69,16,950	...	38,92,979	1,08,09,929

STATEMENT NO. 11 - Contd.

Heads	Actuals for 1999-2000			Total Rs.
	Non-Plan Rs.	Plan Rs.	C.S.Schemes Rs.	
B. Social Services-Contd				
(a) Education, Sports, Arts and Culture - Contd.				
2202 General Education-Contd.				
02 Secondary Education-Concltd.				
104 Teachers and Other Services	50,000	...	68,23,000	68,73,000
105 Teachers Training	72,78,961	10,47,207	51,87,919	1,35,14,087
107 Scholarships	85,75,083	52,21,926	...	1,37,97,009
109 Government Secondary Schools	20,69,82,737	1,96,17,603	23,11,794	22,89,12,134
110 Assistance to Non-Government Secondary Schools	2,64,23,348	6,24,66,873	...	8,88,90,221
Total-'02'	27,14,92,258	9,55,65,258	1,82,15,692	38,52,73,208
03 University and Higher Education				
001 Direction and Administration	42,73,740	6,19,728	...	48,93,468
102 Assistance to Universities	...	20,28,776	...	20,28,776
103 Government Colleges and Institutes	5,81,13,503	1,32,87,685	2,97,41,431	10,11,42,619
104 Assistance to Non Government Colleges and Institutes	1,14,68,440	2,61,45,100	...	3,76,13,540
107 Scholarships	23,52,851	12,20,761	2,81,55,445	3,17,29,057
Total-'03'	7,62,08,534	4,33,02,050	5,78,96,876	17,74,07,460
04 Adult Education				
001 Direction and Administration	89,31,031	19,14,729	54,70,935	1,63,16,695
102 Shramik Vidya Peeths	6,12,991	6,12,991
103 Rural Functional Literacy Programme	13,70,549	13,70,549
200 Other Adult Education Programme	98,524	98,524
Total-'04'	1,10,13,095	19,14,729	54,70,935	1,83,98,759
05 Language Development				
102 Promotion of Modern Indian language and literature	7,79,58,412	87,58,061	80,68,449	9,47,84,922
Total-'05'	7,79,58,412	87,58,061	80,68,449	9,47,84,922

STATEMENT NO. 11 - Contd.

Heads	Actuals for 1999-2000			Total Rs.
	Non-Plan Rs.	Plan Rs.	C.S. Schemes Rs.	
B. Social Services -Contd.				
(a) Education, Sports, Art and Culture-Concl'd.				
2202 General Education-Concl'd.				
80	General			
001	Direction and Administration			
	83,29,830	17,84,613	...	1,01,14,443
004	Research			
	7,24,745	10,90,676	...	18,15,421
108	Examinations			
	80,00,000	50,00,000	...	1,30,00,000
	Total- '80'	1,70,54,575	78,75,289	2,49,29,864
	Total- '2202'	1,06,25,43,766	33,08,49,294	1,51,33,56,709
2203 Technical Education				
001	Direction and Administration			
	...	17,26,531	...	17,26,531
105	Polytechnics			
	53,01,816	52,73,469	...	1,05,75,285
	Total- '2203'	53,01,816	70,00,000	1,23,01,816
2204 Sports and Youth Services				
001	Direction and Administration			
	44,80,233	62,71,792	...	1,07,52,025
101	Physical Education			
	19,75,507	37,93,100	...	57,68,607
102	Youth Welfare Programme for Students			
	62,40,341	39,81,195	96,88,793	1,99,10,329
103	Youth Welfare Programmes for non-students			
	...	7,37,891	...	7,37,891
104	Sports and Games			
	1,13,54,285	32,39,727	...	1,45,94,012
	Total- '2204'	2,40,50,366	1,80,23,705	5,17,62,864
2205 Art and Culture				
001	Direction and Administration			
	35,89,597	53,22,598	...	89,12,195
101	Fine Arts Education			
	12,87,808	6,63,642	...	19,51,450
102	Promotion of Arts and Culture			
	24,92,975	7,48,819	...	32,41,794
103	Archaeology			
	5,20,451	1,89,156	...	7,09,607
104	Archives			
	12,49,787	4,37,708	...	16,87,495
105	Public Libraries			
	27,54,914	26,96,906	...	54,51,820
107	Museums			
	11,14,287	7,19,543	...	18,33,830
108	Anthropological Survey			
	...	98,819	...	98,819
800	Other Expenditure			
	4,10,940	1,97,081	...	6,08,021
	Total- '2205'	1,34,20,759	1,10,74,272	2,44,95,031
Total-(a) Education, Sports, Arts and Culture				
	1,10,53,16,707	36,69,47,271	12,96,52,442	1,60,19,16,420

STATEMENT NO. 11 - Contd.

Heads	Actuals for 1999-2000			Total Rs.
	Non-Plan Rs.	Plan Rs.	C.S. Schemes Rs.	
B. Social Services-Contd.				
(a) Education, Sports, Art and Culture-Concl'd.				
(b) Health and Family Welfare				
2210 Medical and Public Health				
01 Urban Health services				
Allopathy				
001 Direction and Administration	1,40,94,244	1,37,11,278	...	2,78,05,522
104 Medical Stores				
Depots	1,11,43,249	1,12,91,245	...	2,24,34,494
109 School Health Scheme	2,72,012	6,76,165	...	9,48,177
110 Hospital and Dispensaries	5,76,35,264	8,50,55,206	...	14,26,90,470
200 Other Health Schemes	...	30,92,073	...	30,92,073
800 Other expenditure	...	3,00,000	...	3,00,000
Total-'01'	<u>8,31,44,769</u>	<u>11,41,25,967</u>	...	<u>19,72,70,736</u>
03 Rural Health Services- Allopathy				
102 Subsidiary Health Centres	5,61,72,000	5,61,72,000
103 Primary Health Centres	<u>6,07,77,118</u>	<u>9,83,04,232</u>	...	<u>15,90,81,350</u>
Total-'03'	<u>11,69,49,118</u>	<u>9,83,04,232</u>	...	<u>21,52,53,350</u>
05 Medical Education, Training and Research				
105 Allopathy	<u>59,63,126</u>	<u>52,77,130</u>	<u>17,01,000</u>	<u>1,29,41,256</u>
Total-'05'	<u>59,63,126</u>	<u>52,77,130</u>	<u>17,01,000</u>	<u>1,29,41,256</u>
06 Public Health				
003 Training				
101 Prevention and Control of diseases	2,50,80,829	2,22,51,030	1,34,73,410	6,08,05,269
104 Drug Control	2,34,334	19,42,026	...	21,76,360
107 Public Health Laboratories	6,95,854	6,95,854
112 Public Health Education	8,73,603	8,98,084	...	17,71,687
200 Other System	85,16,000	85,16,000
Total-'06'	<u>2,68,84,620</u>	<u>2,50,91,140</u>	<u>2,19,89,410</u>	<u>7,39,65,170</u>
Total-'2210'	<u>23,29,41,633</u>	<u>24,27,98,469</u>	<u>2,36,90,410</u>	<u>49,94,30,512</u>

STATEMENT NO. 11 - Contd.

Heads	Actuals for 1999-2000			Total Rs.
	Non-Plan Rs.	Plan Rs.	C.S. Schemes Rs.	
B. Social Services -Contd.				
(b) Health and Family Welfare-Concl'd.				
2211 Family Welfare				
001 Direction and Administration	71,27,487	71,27,487
003 Training	22,28,738	22,28,738
101 Rural Family Welfare Services	1,84,73,911	1,84,73,911
102 Urban Family Welfare Services	25,55,996	25,55,996
103 Maternity and Child Health	39,98,726	39,98,726
104 Transport	3,82,881	3,82,881
105 Compensations	8,35,189	8,35,189
106 Mass Education	18,33,000	18,33,000
798 International Co-operation	21,000	21,000
Total-'2211'	3,74,56,928	3,74,56,928
Total(b) Health and Family Welfare	23,29,41,633	24,27,98,469	6,11,47,338	53,68,87,440
(c) Water Supply, Sanitation Housing and Urban Development				
2215 Water Supply and Sanitation				
01 Water Supply				
001 Direction and Administration	9,47,65,999	4,93,86,496	10,06,012	14,51,58,507
003 Training	...	3,42,950	32,55,330	35,98,280
052 Machinery and Equipment	...	1,69,86,899	...	1,69,86,899
101 Urban Water Supply Programmes	...	7,84,96,153	...	7,84,96,153
102 Rural Water Supply	...	1,12,44,731	6,88,90,620	8,01,35,351
799 Suspense	(-) 4,906 (a)	(-) 4,906 (a)
800 Other Expenditure	5,00,000	85,18,335	...	90,18,335
Total-'01'	9,52,61,093	16,49,75,564	7,31,51,962	33,33,88,619

(a) Minus Expenditure is due to recoveries being more than Expenditure.

STATEMENT NO. 11 - Contd.

Heads	Actuals for 1999-2000			Total Rs.
	Non-Plan Rs.	Plan Rs.	C.S. Schemes Rs.	
B. Social Services-Contd.				
(c) Water Supply, Sanitation, Housing and Urban Development-Contd.				
2215 Water Supply and Sanitation-Concltd.				
02 Sewerage and Sanitation				
105 Sanitation Services	...	8,81,764	1,00,000	9,81,764
106 Prevention of Air and Water Pollution	...	2,00,000	...	2,00,000
Total-'02'	...	10,81,764	1,00,000	11,81,764
Total-'2215'	<u>9,52,61,093</u>	<u>16,60,57,328</u>	<u>7,32,51,962</u>	<u>33,45,70,383</u>
2216 Housing				
01 Government Residential Buildings				
700 Other Housing	3,17,01,642	2,97,322	...	3,19,98,964
Total-'01'	<u>3,17,01,642</u>	<u>2,97,322</u>	<u>...</u>	<u>3,19,98,964</u>
02 Urban Housing				
103 Assistance to Housing Board	...	1,00,70,352	...	1,00,70,352
Total-'02'	...	<u>1,00,70,352</u>	...	<u>1,00,70,352</u>
03 Rural Housing				
101 Rural Housing and Development	...	77,56,428	...	77,56,428
Total-'03'	...	<u>77,56,428</u>	...	<u>77,56,428</u>
80 General				
003 Training	...	11,87,940	...	11,87,940
Total-'80'	...	<u>11,87,940</u>	...	<u>11,87,940</u>
Total-'2216'	<u>3,17,01,642</u>	<u>1,93,12,042</u>	<u>...</u>	<u>5,10,13,684</u>
2217 Urban Development				
01 State Capital Development				
001 Direction and Administration	...	45,66,357	...	45,66,357
Total-'01'	...	<u>45,66,357</u>	...	<u>45,66,357</u>
03 Integrated Development of Small and Medium Towns				
001 Direction and Administration	20,73,501	36,65,239	...	57,38,740
Total-'03'	<u>20,73,501</u>	<u>36,65,239</u>	<u>...</u>	<u>57,38,740</u>

STATEMENT NO. 11 - Contd.

Heads	Non-Plan Rs.	Actuals 1999-2000		Total Rs.
		Plan Rs.	C.S. Schemes Rs.	
B. Social Services-Contd.				
(c) Water Supply, Sanitation, Housing and Urban Development-Concl'd.				
2217 Urban Development-Concl'd.				
04 Slum Area Development				
051 Construction	...	1,44,91,280	...	1,44,91,280
800 Other Expenditure	...	79,72,303	1,01,52,680	1,81,24,983
Total-'04'	...	2,24,63,583	1,01,52,680	3,26,16,263
05 Other Urban Development				
001 Direction and Administration	1,73,51,675	3,17,27,316	...	4,90,78,991
Total-05	1,73,51,675	3,17,27,316	...	4,90,78,991
Total-'2217'	1,94,25,176	6,24,22,495	1,01,52,680	9,20,00,351
Total-(c) Water Supply, Sanitation, Housing and Urban Development	14,63,87,911	24,77,91,865	8,34,04,642	47,75,84,418
(d) Information and Broadcasting				
2220 Information and Publicity				
01 Films				
001 Direction and Administration	1,06,22,459	1,16,684	...	1,07,39,143
105 Production of Films	66,587	7,15,005	...	7,81,592
Total-'01'	1,06,89,046	8,31,689	...	1,15,20,735
60 Others				
003 Research and Training	26,001	3,83,219	...	4,09,220
101 Advertising and Visual in mass communication Publicity	29,220	9,28,881	...	9,58,101
102 Information Centres	45,38,302	19,64,344	...	65,02,646
103 Press Information Services	...	8,99,919	...	8,99,919
106 Field Publicity	11,64,661	12,35,214	...	23,99,875
107 Song and Drama Services	1,57,551	7,82,397	...	9,39,948
109 Photo Services	4,69,743	10,27,754	...	14,97,497

STATEMENT NO. 11 - Contd.

Heads	Actuals for 1999-2000			Total Rs.	
	Non-Plan Rs.	Plan Rs.	C.S. Schemes Rs.		
B. Social Services-Contd.					
(d) Information and Publicity					
2220	Information and Publicity				
60	Others				
110	Publications	33,800	20,74,059	...	21,07,859
111	Community Radio/TV	30,035	8,68,738	...	8,98,773
800	Other Expenditure	...	27,86,727	...	27,86,727
	Total-'60'	64,49,313	1,29,51,252	...	1,94,00,565
	Total-'2220'	1,71,38,359	1,37,82,941	...	3,09,21,300
	Total-(d) Information and Broadcasting	1,71,38,359	1,37,82,941	...	3,09,21,300
(e) Welfare of scheduled Caste, Scheduled Tribes and Other Backward Classes					
2225	Welfare of Scheduled Castes Scheduled Tribes and Other Backward Classes				
80	General				
800	Other Expenditure	20,03,94,000	20,94,33,000	...	40,98,27,000
	Total-'2225'	20,03,94,000	20,94,33,000	...	40,98,27,000
	Total-(e) Welfare of Scheduled Castes, Scheduled Tribes and Other Backward Classes	20,03,94,000	20,94,33,000	...	40,98,27,000
(f) Labour and Labour Welfare					
2230	Labour and Employment				
01	Labour				
001	Direction and Administration	28,38,816	11,18,313	...	39,57,129
	Total-'01'	28,38,816	11,18,313	...	39,57,129
02	Employment				
101	Employment Services	65,49,840	18,93,374	...	84,43,214
	Total-'02'	65,49,840	18,93,374	...	84,43,214
03	Training				
101	Industrial Training Institutes	30,93,092	27,61,859	...	58,54,951
	Total-'03'	30,93,092	27,61,859	...	58,54,951
	Total-'2230'	1,24,81,748	57,73,546	...	1,82,55,294
	Total-(f) Labour and Labour Welfare	1,24,81,748	57,73,546	...	1,82,55,294

STATEMENT NO. 11 - Contd.

Heads	Actuals for 1999-2000			Total Rs.
	Non-Plan Rs.	Plan Rs.	C.S. Schemes Rs.	
B. Social Services-Contd.				
(g) Social Welfare and Nutrition				
2235 Social Security and Welfare				
01 Rehabilitation				
001 Direction and Administration	35,83,687	35,83,687
105 Repatriates from Sri Lanka	74,28,000	74,28,000
202 Other Rehabilitation Schemes	6,55,591	6,55,591
800 Other Expenditure	6,60,000	6,60,000
Total-01	48,99,278	...	74,28,000	1,23,27,278
02 Social Welfare				
001 Direction and Administration	1,23,95,000	2,76,15,000	5,41,43,000	9,41,53,000
101 Welfare of Handicapped	36,20,000	11,00,000	...	47,20,000
102 Child Welfare	26,40,000	11,00,000	...	37,40,000
103 Women's Welfare	15,80,000	41,60,000	...	57,40,000
104 Welfare of aged, infirms and destitutes	7,05,000	7,05,000
106 Correctional Services	...	1,23,25,000	9,71,000	1,32,96,000
200 Other Programmes	1,14,30,833	...	18,87,617	1,33,18,450
Total-'02'	3,23,70,833	4,63,00,000	5,70,01,617	13,56,72,450
60 Other Social Security and Welfare Programmes				
104 Deposit Linked Insurance Scheme	57,92,757	57,92,757
Total-'60'	57,92,757	57,92,757
Total-'2235'	4,30,62,868	4,63,00,000	6,44,29,617	15,37,92,485
2236 Nutrition				
80 General				
001 Direction and Administration	19,35,000	19,35,000
101 Diet Surveys and Nutrition Planning	...	3,00,00,000	...	3,00,00,000
Total-'80'	19,35,000	3,00,00,000	...	3,19,35,000
Total-'2236'	19,35,000	3,00,00,000	...	3,19,35,000
2245 Relief on account of Natural Calamities				
02 Flood, Cyclone etc.				
101 Gratuitous Relief	1,40,00,000	6,50,00,000	...	7,90,00,000
Total-'02'	1,40,00,000	6,50,00,000	...	7,90,00,000
Total-'2245'	1,40,00,000	6,50,00,000	...	7,90,00,000
Total-(g) Social Welfare and Nutrition	5,89,97,868	14,13,00,000	6,44,29,617	26,47,27,485

STATEMENT NO. 11 - Contd.

Heads	Actuals for 1999-2000				Total Rs.
	Non-Plan Rs.	Plan Rs.	C.S. Schemes Rs.		
B. Social Services-Concl'd.					
(h) Others					
2251 Secretariat Social Services					
090 Secretariat	1,96,42,041		1,96,42,041
091 Attached Offices	8,31,680		8,31,680
Total-'2251'	<u>2,04,73,721</u>		<u>2,04,73,721</u>
2252 Other Social Services					
800 Other Expenditure	23,38,092		23,38,092
Total-'2252'	<u>23,38,092</u>		<u>23,38,092</u>
Total-(h) Others	<u>2,28,11,813</u>		<u>2,28,11,813</u>
Total-B.Social Services	<u>1,79,64,70,039</u>	<u>1,22,78,27,092</u>	<u>33,86,34,039</u>	<u>3,36,29,31,170</u>	
C. Economic Services -					
(a) Agriculture and Allied Activities					
2401 Crop Husbandry					
001 Direction and Administration	7,99,38,534	3,80,00,479	...		11,79,39,013
102 Food Grain Crops	4,35,668	1,08,33,609	50,80,986		1,63,50,263
103 Seeds	11,19,747	25,68,749	...		36,88,496
105 Manures and Fertilisers	3,49,978	68,00,248	...		71,50,226
107 Plant Protections	...	21,19,798	...		21,19,798
108 Commercial Crops	1,53,71,658		1,53,71,658
109 Extension and Farmers Training	13,99,940	51,61,977	16,60,390		82,22,307
113 Agricultural Engineering	...	18,51,522	...		18,51,522
119 Horticulture and Vegetable Crops	3,69,595	24,54,385	1,09,54,919		1,37,78,899
150 Assistance to ICAR	19,71,091		19,71,091
800 Other Expenditure	...	20,00,863	11,09,98,774		11,29,99,637
Total-'2401'	<u>8,36,13,462</u>	<u>7,17,91,630</u>	<u>14,60,37,818</u>		<u>30,14,42,910</u>
2402 Soil and Water Conservation					
001 Direction and Administration	3,00,51,584	1,75,52,025	...		4,76,03,609
102 Soil Conservation	...	46,94,202	...		46,94,202
109 Extension and Training	...	18,55,462	...		18,55,462
203 Land and Rural Development	...	42,88,410	...		42,88,410
800 Other Expenditure	...	34,79,855	...		34,79,855
Total-'2402'	<u>3,00,51,584</u>	<u>3,18,69,954</u>	...		<u>6,19,21,538</u>

STATEMENT NO. 11 - Contd.

Heads	Actuals for 1999-2000			Total Rs.
	Non-Plan Rs.	Plan Rs.	C. S. Schemes Rs.	
C. Economic Services-Contd.				
(a) Agriculture and Allied Activities-Contd.				
2403 Animal Husbandry				
001 Direction and Administration	1,49,62,143	73,04,778	...	2,22,66,921
101 Veterinary Services and Animal Health	2,60,90,741	1,12,11,672	65,63,660	4,38,66,073
102 Cattle and Buffalo Development	65,26,974	35,44,194	58,85,171	1,59,56,339
103 Poultry Development	33,15,440	29,37,731	41,45,647	1,03,98,818
105 Piggery Development	40,17,889	27,16,605	67,62,890	1,34,97,384
106 Other Livestock Development	...	4,02,130	3,09,299	7,11,429
107 Fodder and Feed Development	88,32,049	85,22,160	8,28,613	1,81,82,822
109 Extension and Training	...	20,03,553	1,07,000	21,10,553
113 Administrative Investigation and Statistics	9,07,320	16,61,332	9,98,426	35,67,078
800 Other Expenditure	...	13,88,070	11,67,404	25,55,474
Total-'2403'	<u>6,46,52,556</u>	<u>4,16,92,225</u>	<u>2,67,68,110</u>	<u>13,31,12,891</u>
2404 Dairy Development				
102 Dairy Development Project	20,72,679	29,36,574	...	50,09,253
191 Assistance to Co-operatives and other Bodies	2,31,98,820	2,31,98,820
Total-'2404'	<u>20,72,679</u>	<u>29,36,574</u>	<u>2,31,98,820</u>	<u>2,82,08,073</u>
2405 Fisheries				
001 Direction and Administration	94,39,473	68,52,620	...	1,62,92,093
101 Inland Fisheries	...	57,84,627	...	57,84,627
103 Marine Fisheries	...	17,231	...	17,231
105 Processing, Preservation and Marketing	...	9,86,957	2,83,075	12,70,032
109 Extension and Training	...	7,85,490	...	7,85,490
Total-'2405'	<u>94,39,473</u>	<u>1,44,26,925</u>	<u>2,83,075</u>	<u>2,41,49,473</u>

STATEMENT NO. 11 - Contd.

Heads	Actuals for 1999-2000			Total Rs.	
	Non-Plan Rs.	Plan Rs.	C. S. Schemes Rs.		
C. Economic Services-Contd.					
(a) Agriculture and Allied Activities-Contd.					
2406	Forestry and Wild Life-Concl'd.				
01	Forestry-Concl'd.				
001	Direction and Administration	7,74,10,098	1,74,82,877	...	9,48,92,975
005	Survey and Utilisation of Forest Resources	29,22,503	49,57,850	...	78,80,353
070	Communication and Buildings	1,00,000	11,99,450	...	12,99,450
101	Forest Conservation Development and Regeneration	1,26,590	2,17,97,650	1,73,14,129	3,92,38,369
102	Social and Farm Forestry	2,20,70,194	2,20,70,194
105	Forest Produce	44,61,072	44,61,072
109	Extension and Training	46,58,461	11,04,398	...	57,62,859
190	Assistance to Public Sector Undertaking	...	10,00,000	...	10,00,000
	Total-'01'	8,96,78,724	4,75,42,225	3,93,84,323	17,66,05,272
02	Environmental Forestry and Wild Life				
110	Wildlife Preservation	48,88,802	48,77,682	73,17,850	1,70,84,334
	Total-'02	48,88,802	48,77,682	73,17,850	1,70,84,334
	Total-'2406'	9,45,67,526	5,24,19,907	4,67,02,173	19,36,89,606
2408	Food Storage and Warehousing				
01	Food				
001	Direction and Administration	3,33,70,934	24,68,768	...	3,58,39,702
102	Food Subsidies	7,06,56,664	69,99,496	...	7,76,56,160
800	Other Expenditure	2,52,32,099	2,52,32,099
	Total-'01'	12,92,59,697	94,68,264	...	13,87,27,961
	Total-'2408'	12,92,59,697	94,68,264	...	13,87,27,961
2415	Agricultural Research and Education				
01	Crop Husbandry				
004	Research	...	4,67,181	...	4,67,181
277	Education	...	4,76,780	...	4,76,780
	Total-'01'	...	9,43,961	...	9,43,961
	Total-'2415'	...	9,43,961	...	9,43,961

STATEMENT NO. 11 - Contd.

Heads	Actuals for 1999-2000			Total Rs.
	Non-Plan Rs.	Plan Rs.	C. S. Schemes Rs.	
C. Economic Services-Contd.				
(a) Agriculture and Allied Activities-Concl'd.				
(b) Rural Development-Contd.				
2425 Co-operation				
001 Direction and Administration	1,37,88,973	91,35,913	...	2,29,24,886
003 Training	...	1,28,191	...	1,28,191
101 Audit of Co-operatives	...	5,32,128	...	5,32,128
107 Assistance to Credit Co-operatives	...	2,00,000	...	2,00,000
108 Assistance to other Co-operatives	...	31,71,000	49,33,000	81,04,000
190 Assistance to Public Sector and Other Undertakings	...	38,29,000	...	38,29,000
277 Co-Operative Education	...	41,00,000	...	41,00,000
Total-'2425'	1,37,88,973	2,10,96,232	49,33,000	3,98,18,205
2435 Other Agricultural Programmes				
01 Marketing and quality Control-				
101 Marketing facilities	...	61,56,868	...	61,56,868
102 Grading and Quality Control facilities	...	1,15,801	...	1,15,801
800 Other Expenditure	...	59,37,001	...	59,37,001
Total-'01'	...	1,22,09,670	...	1,22,09,670
Total-'2435'	...	1,22,09,670	...	1,22,09,670
Total-(a) Agriculture and Allied Activities	42,74,45,950	25,88,55,342	24,79,22,996	93,42,24,288
(b) Rural Development				
2501 Special Programme for Rural Development				
01 Integrated Rural Development Programme				
001 Direction and Administration	9,76,388	19,68,446	...	29,44,834
101 Subsidy to District Rural Development	...	1,33,68,400	...	1,33,68,400
800 Other Expenditure	31,58,004	67,31,000	...	98,89,004
Total-'01'	41,34,392	2,20,67,846	...	2,62,02,238
04 Integrated Rural Energy Planning Programme				
105 Project Implementation	...	11,00,330	...	11,00,330
Total-'04'	...	11,00,330	...	11,00,330
Total-'2501'	41,34,392	2,31,68,176	...	2,73,02,568

STATEMENT NO. 11 - Contd.

Heads	Actuals for 1999-2000			Total Rs.
	Non-Plan Rs.	Plan Rs.	C. S. Schemes Rs.	
C. Economic Services-Contd.				
(b) Rural Development-Concl'd				
(c) Special Areas Programme-Concl'd.				
2505 Rural Employment				
01 National Programmes				
001 Direction and Administration	...	93,64,000	36,00,000	1,29,64,000
Total-'01'	...	93,64,000	36,00,000	1,29,64,000
60 Others				
017 Assured Employment Schemes	...	3,21,35,000	...	3,21,35,000
Total-'60'	...	3,21,35,000	...	3,21,35,000
Total-'2505'	...	4,14,99,000	36,00,000	4,50,99,000
2506 Land Reforms				
001 Direction and Administration	...	90,84,266	49,97,000	1,40,81,266
012 Statistics and Evaluation	...	5,30,378	...	5,30,378
101 Regulation of Land Holding and Tenancy	...	12,00,000	...	12,00,000
103 Maintenance of Land Reforms	...	95,25,608	1,58,77,355	2,54,02,963
800 Other Expenditure	...	1,00,000	43,93,000	44,93,000
Total-'2506'	...	2,04,40,252	2,52,67,355	4,57,07,607
2515 Other Rural Development Programmes				
001 Direction and Administration	2,58,99,937	2,17,99,849	...	4,76,99,786
102 Community Development	...	4,92,00,000	...	4,92,00,000
800 Other Expenditure	10,26,714	14,44,32,591	2,00,000	14,56,59,305
Total-'2515'	2,69,26,651	21,54,32,440	2,00,000	24,25,59,091
Total-(b) Rural Development	3,10,61,043	30,05,39,868	2,90,67,355	36,06,68,266
(c) Special Areas Programme				
2552 North Eastern Areas				
002 Agriculture	...	15,500	...	15,500
005 Fisheries	...	10,000	...	10,000
006 Industries	...	2,93,439	...	2,93,439
011 Sports and Youth Services	...	7,00,000	...	7,00,000
Total-'2552'	...	10,18,939	...	10,18,939
2575 Other Special Areas Programmes				
60 Others	...	7,34,23,531	64,73,993	7,98,97,524
Total-'2575'	...	7,34,23,531	64,73,993	7,98,97,524
Total-(c) Special Areas Programme	...	7,44,42,470	64,73,993	8,09,16,463

STATEMENT NO. 11 - Contd.

Heads	Actuals for 1999-2000			Total Rs.
	Non-Plan Rs.	Plan Rs.	C. S. Schemes Rs.	
C. Economic Services-Contd.				
(d) Irrigation and Flood Control				
2701 Major and Medium Irrigation				
04 Medium Irrigation-Non-Commercial				
800 Other Expenditure	...	3,36,767	...	3,36,767
Total-'04'	...	3,36,767	...	3,36,767
Total-'2701'	...	3,36,767	...	3,36,767
2702 Minor Irrigation				
01 Surface Water				
001 Direction and Administration	44,09,683	2,16,98,798	...	2,61,08,481
102 Lift Irrigation Schemes	...	24,99,800	...	24,99,800
103 Diversion Schemes	...	93,39,680	...	93,39,680
Total-'01'	44,09,683	3,35,38,278	...	3,79,47,961
Total-'2702'	44,09,683	3,35,38,278	...	3,79,47,961
2705 Command Area Development				
02 Ground Water Command Area Development				
800 Other Expenditure	...	4,94,480	...	4,94,480
Total-'02'	...	4,94,480	...	4,94,480
Total-'2705'	...	4,94,480	...	4,94,480
Total-(d) Irrigation and Flood Control	44,09,683	3,43,69,525	...	3,87,79,208
(e) Energy				
2801 Power				
01 Hydel Generation				
001 Direction and Administration	1,45,88,437	3,11,12,255	...	4,57,00,692
101 Purchase of Power	9,02,96,818	9,02,96,818
800 Other Expenditure	...	72,47,965	...	72,47,965
Total-'01'	10,48,85,255	3,83,60,220	...	14,32,45,475
04 Diesel/Gas Power Generation				
001 Direction and Administration	1,02,78,260	1,02,78,260
800 Other Expenditure	2,90,48,989	2,90,48,989
Total-'04'	3,93,27,249	3,93,27,249

STATEMENT NO. 11 - Contd.

Heads	Actuals for 1999-2000			Total Rs.
	Non-Plan Rs.	Plan Rs.	C. S. Schemes Rs.	
C. Economic Services -Contd.				
(e) Energy-Concl'd.				
2801 Power-Concl'd.				
05 Transmission and Distribution				
001 Direction and Administration	15,75,61,000	9,11,87,782	...	24,87,48,782
799 Suspense	1,05,83,082	1,05,83,082
Total-'05'	16,81,44,082	9,11,87,782	...	25,93,31,864
06 Rural Electrification				
800 Other Expenditure	7,76,145	7,76,145
Total-'06'	7,76,145	7,76,145
80 General				
001 Direction and Administration	...	5,14,462	...	5,14,462
Total-'80'	...	5,14,462	...	5,14,462
Total-'2801'	31,23,56,586	13,00,62,464	7,76,145	44,31,95,195
2810 Non-Conventional Sources of Energy				
01 Bio Energy				
800 Other Expenditure	...	14,79,999	...	14,79,999
Total-'01'	...	14,79,999	...	14,79,999
03 Wind				
800 Other Expenditure	...	6,39,666	...	6,39,666
Total-'03'	...	6,39,666	...	6,39,666
Total-'2810'	...	21,19,665	...	21,19,665
Total-(e) Energy	31,23,56,586	13,21,82,129	7,76,145	44,53,14,860
(f) Industry and Minerals				
2851 Village and Small Industries				
001 Direction and Administration	99,77,731	1,06,86,697	...	2,06,64,428
004 Research and Development	...	89,81,528	...	89,81,528
101 Industrial Estates	1,54,806	1,02,83,892	30,11,713	1,34,50,411
102 Small Scale Industries	1,31,36,627	3,32,78,576	6,50,345	4,70,65,548
103 Handloom Industries	83,31,414	1,00,79,748	34,52,432	2,18,63,594
104 Handicraft Industries	68,22,710	15,08,052	...	83,30,762
105 Khadi and Village Industries	20,78,558	1,68,99,508	...	1,89,78,066
107 Sericulture Industries	1,37,29,096	2,65,42,870	...	4,02,71,966
109 Monitoring and Evaluation	1,53,450	1,53,450
799 Stock Suspense	(-) 12,88,543 (a)	(-) 12,88,543 (a)
Total-'2851'	5,29,42,399	11,82,60,871	72,67,940	17,84,71,210

(a) Minus Expenditure is due to recoveries being more than expenditure during the year.

STATEMENT NO. 11 - Contd.

Heads	Actuals for 1999-2000			Total Rs.
	Non-Plan Rs.	Plan Rs.	C.S.Schemes Rs.	
C. Economic Services-Contd				
(f) Industries and Minerals-Concl'd.				
2852	Industries			
08	Consumer Industries			
101	Edible Oil	19,33,063	...	19,33,063
	Total-'80'	19,33,063	...	19,33,063
	Total-'2852'	19,33,063	...	19,33,063
2853	Non ferrous mining and Metallurgical Industries			
02	Regulation and Development of Mines			
001	Direction and Administration	75,41,713	29,35,398	1,04,77,111
101	Survey and Mapping	...	42,57,215	42,57,215
	Total-'02'	75,41,713	71,92,613	1,47,34,326
	Total-'2853'	75,41,713	71,92,613	1,47,34,326
2885	Other Outlay on Industries and Minerals			
02	Development of Backward Areas			
101	Subsidies	...	3,47,22,223	3,47,22,223
	Total-'02'	...	3,47,22,223	3,47,22,223
	Total-'2885'	...	3,47,22,223	3,47,22,223
	Total-(f) Industries and Minerals	6,24,17,175	12,54,53,484	22,98,60,822
(g) Transport				
3053	Civil Aviation			
60	Other Aeronautical Services			
101	Communications	67,87,493	11,00,000	78,87,493
	Total-'60'	67,87,493	11,00,000	78,87,493
	Total-'3053'	67,87,493	11,00,000	78,87,493
3054	Roads and Bridges			
01	National Highways			
337	Road Works	...	26,120	26,120
	Total-'01'	...	26,120	26,120
80	General			
001	Direction and Administration	10,39,98,815	3,70,75,182	14,10,73,997
004	Research and Development	...	24,48,415	24,48,415
800	Other Expenditure	7,97,72,787	1,63,50,600	9,61,23,387
052	Machinery and Equipment	49,94,082	23,99,932	73,94,014
	Total-'80'	18,87,65,684	5,82,74,129	24,70,39,813
	Total-'3054'	18,87,65,684	5,83,00,249	24,70,65,933

STATEMENT NO. 11 - Contd.

Heads	Actuals for 1999-2000			Total Rs.
	Non-Plan Rs.	Plan Rs.	C.S.Schemes Rs.	
C. Economic Services-Contd.				
(g) Industries and Minerals-Concl'd.				
3055	Road Transport			
001	Direction and Administration	8,17,58,892	1,04,07,735	...
	Total-'3055'	<u>8,17,58,892</u>	<u>1,04,07,735</u>	<u>9,21,66,627</u>
3056	Inland Water Transport			
001	Direction and Administration	20,83,594	9,58,940	...
	Total-'3056	<u>20,83,594</u>	<u>9,58,940</u>	<u>30,42,534</u>
	Total-(g) Transport	<u>27,93,95,663</u>	<u>7,07,66,924</u>	<u>35,01,62,587</u>
(i) Science Technology and Environment				
3425	Other Scientific Research			
60	Others			
004	Research and Development	...	90,56,185	...
	Total-'60'	...	<u>90,56,185</u>	<u>90,56,185</u>
	Total-'3425'	...	<u>90,56,185</u>	<u>90,56,185</u>
3435	Ecology and Environment			
03	Environmental Research and Ecological Regeneration			
003	Environmental Education and Training/Extension	...	3,34,000	...
	Total-'03'	...	<u>3,34,000</u>	<u>3,34,000</u>
	Total-'3435'	...	<u>3,34,000</u>	<u>3,34,000</u>
	Total-(i) Science Technology and Environment	...	<u>93,90,185</u>	<u>93,90,185</u>
(j) General Economic Services				
3451	Secretariat Economic Services			
090	Secretariat	2,20,30,189
101	Planning Commission	31,40,514	66,63,744	...
102	District Planning Machinery	...	13,58,819	...
	Total-'3451'	<u>2,51,70,703</u>	<u>80,22,563</u>	<u>3,31,93,266</u>
3452	Tourism			
01	Tourist Infrastructure			
102	Tourist Accommodation	21,27,224	26,40,989	1,09,55,019
800	Other Expenditure	...	2,23,539	...
	Total-'01'	<u>21,27,224</u>	<u>28,64,528</u>	<u>1,09,55,019</u>
				<u>1,59,46,771</u>

STATEMENT NO. 11 - Contd.

Heads	Actuals for 1999-2000			
	Non-Plan Rs.	Plan Rs.	C. S. Schemes Rs.	Total Rs.
C Economic Services—Contd.				
(j) General Economic Service—Contd.				
3452 Tourism—Concl.				
80 General				
001 Direction and Administration	21,39,218	42,16,375	...	63,55,593
003 Training	...	67,666	...	67,666
104 Promotion and Publicity	...	1,81,566	...	1,81,566
800 Other Expenditure	27,58,471	58,85,196	...	86,43,667
Total-'80'	48,97,689	1,03,50,803	...	1,52,48,492
Total-'3452'	70,24,913	1,32,15,331	1,09,55,019	3,11,95,263
3454 Census, Surveys and Statistics				
01 Census				
001 Direction and Administration	1,07,84,018	44,09,363	...	1,51,93,381
Total-'01'	1,07,84,018	44,09,363	...	1,51,93,381
02 Surveys and Statistics				
111 Vital Statistics	13,49,420	19,23,268	...	32,72,688
201 National Sample Survey Organisation	36,66,562	...	9,93,618	46,60,180
800 Other Expenditure	13,28,576	13,28,576
Total-'02'	50,15,982	19,23,268	23,22,194	92,61,444
Total-'3454'	1,58,00,000	63,32,631	23,22,194	2,44,54,825
3456 Civil Supplies				
001 Direction and Administration	3,90,01,914	2,27,62,640	...	6,17,64,554
195 Assistance to Consumer's Co-opera- tives in Rural Areas	2,89,354	2,89,354
Total-'3456'	3,90,01,914	2,27,62,640	2,89,354	6,20,53,908

STATEMENT NO. 11 - Contd.

Heads	Actuals for 1999-2000			Total Rs.
	Non-Plan Rs.	Plan Rs.	C. S. Schemes Rs.	
C Economic Services—Concl'd.				
(j) General Economic Services—Concl'd.				
3475 Other General Economic Services				
106 Regulation of Weights and Measures	35,08,467	40,93,723	...	76,02,190
107 Regulation of Markets	...	30,00,000	...	30,00,000
800 Other expenditure	<u>37,72,665</u>	...	<u>10,00,000</u>	<u>47,72,665</u>
Total-'3475'	<u>72,81,132</u>	<u>70,93,723</u>	<u>10,00,000</u>	<u>1,53,74,855</u>
Total-(j) General Economic Services	<u>9,42,78,662</u>	<u>5,74,26,888</u>	<u>1,45,66,567</u>	<u>16,62,72,117</u>
Total-C. Economic Services	<u>1,21,13,64,762</u>	<u>1,06,34,26,815</u>	<u>34,07,97,219</u>	<u>2,61,55,88,796</u>
GRAND TOTAL EXPENDITURE HEAD	<u>96,97,29,551</u>			
REVENUE ACCOUNT	<u>4,90,64,30,925</u>	<u>2,35,68,32,267</u>	<u>68,62,64,944</u>	<u>8,91,92,57,687</u>
Expenditure Head (Capital Account) (A)				
A. Capital Account of General Services				
4055 Capital Outlay on Police	...	2,53,54,431	...	2,53,54,431
4058 Capital Outlay on Stationery and Printing	...	12,81,687	...	12,81,687
4059 Capital Outlay on Public Works	...	<u>5,34,29,133</u>	...	<u>5,34,29,133</u>
Total-A. Capital Account of General Services	...	<u>8,00,65,251</u>	...	<u>8,00,65,251</u>
B. Capital Account of Social Services				
(a) Education, Sports, Art and Culture				
4202 Capital Outlay on Education, Sports Art and Culture	...	<u>93,90,781</u>	...	<u>93,90,781</u>
Total-(a) Education, Sports, Art and Culture	...	<u>93,90,781</u>	...	<u>93,90,781</u>
(b) Health and Family Welfare				
4210 Capital Outlay on Medical and Public Health	...	<u>5,22,08,095</u>	...	<u>5,22,08,095</u>
Total-(b) Health and Family Welfare	...	<u>5,22,08,095</u>	...	<u>5,22,08,095</u>
(c) Water Supply, Sanitation Housing and Urban Development				
4215 Capital Outlay on Water Supply and Sanitation	...	25,69,12,615	88,10,353	26,57,22,968
4216 Capital Outlay on Housing	...	<u>2,09,11,502</u>	...	<u>2,09,11,502</u>

(A) For details by minor head and other details please see Statement No. 12

STATEMENT NO. 11 - Contd.


Heads	Actuals for 1999-2000			Total Rs.	
	Non-Plan Rs.	Plan Rs.	C. S. Schemes Rs.		
Expenditure Head (Capital Account) (A)-Contd.					
B. Capital Account of Social Services-Concl'd.					
(c) Water Supply, Sanitation, Housing and Urban Development-Concl'd.					
4217	Capital Outlay on Urban Development	...	1,72,09,754	23,40,000	1,95,49,754
	Total-(c) Water Supply, Sanitation, Housing and Urban Development	...	29,50,33,871	1,11,50,353	30,61,84,224
(d) Information and Broadcasting					
4220	Capital Outlay on Information and Publicity	...	13,70,000	...	13,70,000
	Total-(d) Information and Broadcasting	...	13,70,000	...	13,70,000
	Total B. Capital Account of Social Services	...	35,80,02,747	1,11,50,353	36,91,53,100
C. Capital Account of Economic Services					
(a) Capital Account of Agriculture and Allied Activities					
4401	Capital Outlay on Crop Husbandry	...	8,89,37,693	...	8,89,37,693
4403	Capital Outlay on Animal Husbandry	...	45,61,152	...	45,61,152
4404	Capital Outlay on Dairy Development	...	8,50,000	...	8,50,000
4405	Capital Outlay on Fisheries	...	21,10,850	...	21,10,850
4406	Capital Outlay on Forestry and Wild Life	...	10,00,159	...	10,00,159
4408	Capital Outlay on Food Storage and Warehousing	(-) 17,07,39,815	99,30,000	...	(-) 16,08,09,815
4425	Capital Outlay on Co-operation	...	25,50,000	1,21,65,000	1,47,15,000
	Total-(a) Capital Outlay on Agriculture and Allied Activities	(-) 17,07,39,815	10,99,39,854	1,21,65,000	(-) 4,86,34,961

STATEMENT NO. 11 - Contd.

Heads	Actuals for 1999-2000			Total Rs.
	Non-Plan Rs.	Plan Rs.	C. S. Schemes Rs.	
Expenditure Head (Capital Account) (A)-Contd.				
C. Capital Account of Economic Services-Contd.				
(b) Capital Account of Rural Development				
4515				
Capital Outlay on Other Rural Development Programmes	...	1,97,76,900	...	1,97,76,900
Total-(b) Capital Account of Rural Development	...	1,97,76,900	...	1,97,76,900
(c) Capital Account of Special Areas Programme				
4552				
Capital Outlay on North Eastern Areas	...	12,33,16,373	...	12,33,16,373
Total-(c) Capital Account of Special Areas Programmes	...	12,33,16,373	...	12,33,16,373
(d) Capital Account of Irrigation and Flood Control				
4702				
Capital Outlay on Minor Irrigation	...	6,61,87,461	...	6,61,87,461
Total-(d) Capital Account of Irrigation and Flood Control	...	6,61,87,461	...	6,61,87,461
(e) Capital Account of Energy				
4801				
Capital Outlay on Power Project	1,57,77,592	36,31,20,196	1,72,01,409	39,60,99,197
4810				
Capital Outlay on Non-Conventional Sources of Energy	...	43,99,905	...	43,99,905
Total-(e) Capital Account of Energy	1,57,77,592	36,75,20,101	1,72,01,409	40,04,99,102
(f) Capital Account of Industry and Minerals				
4851				
Capital Outlay on Village and Small Industries	...	1,58,91,750	...	1,58,91,750
Total-(f) Capital Account of Industry and Minerals	...	1,58,91,750	...	1,58,91,750
(g) Capital Account of Transport				
5054				
Capital Outlay on Roads and Bridges	...	43,89,51,541	1,61,27,119	45,50,78,660

STATEMENT NO. 11 - Concl'd.

Heads	Actuals for 1999-2000			Total Rs.
	Non-Plan Rs.	Plan Rs.	C. S. Schemes Rs.	
Expenditure Head (Capital Account) (A)-Concl'd.				
C. Capital Account of Economic Services-Concl'd.				
(g) Capital Account of Transport-Concl'd.				
5055 Capital Outlay on Road Transport	...	1,57,21,753	...	1,57,21,753
Total-(g) Capital Account of Transport	...	45,46,73,294	1,61,27,119	47,08,00,413
5452 Capital Outlay on Tourism	2,40,600	2,40,600
Total-(j) Capital Account of General Economic Services	2,40,600	2,40,600
Total-C. Capital Account of Economic Services	(-) 15,49,62,223	1,15,73,05,733	4,57,34,128	1,04,80,77,638
Total-Expenditure Heads (Capital Account)	(-) 15,49,62,223	1,59,53,73,731	5,68,84,481	1,49,72,95,989
GRAND TOTAL-EXPENDITURE HEAD (Revenue & Capital)		96,97,29,551 4,75,14,68,702	3,95,22,05,998 74,31,49,425	10,41,65,53,676



STATEMENT NO. 12

STATEMENT NO. 12 - DETAILED STATEMENT OF CAPITAL

		<u>Expenditure</u>
		Non-Plan
		Rs.
EXPENDITURE HEADS		
(Capital Account)		
A. Capital Account of General Services		
4055	Capital Outlay on Police	
211	Police Housing	
	Major Works	...
	Total-'4055'	...
4058	Capital Outlay on Stationery and Printing	
103	Government Press	...
800	Other Expenditure	...
	Total-'4058'	...
4059	Capital Outlay on Public Works	
80	General	
001	Direction and Administration	...
051	Construction	
1.	Purchase of Ready build home covered by LSC No. CHP 26 of 1997 for Court and Residential building at Champhai	...
2.	Construction of District LAD Office at Ramlawn 'N'	...
3.	Construction of Road 'N' Division and 3 Sub-Division	...
4.	Construction of District Court Building	...
5.	Construction of Mizoram House at Vellore (SH Installation of Deep Tube Well)	...
6.	Construction of DC Office Building at Lunglei	...

EXPENDITURE DURING AND TO END OF 1999-2000During 1999-2000

Plan	C. S. Schemes	Total	Expenditure to end of 1999-2000
Rs.	Rs.	Rs.	Rs.
<u>2,53,54,431</u>	...	<u>2,53,54,431</u>	<u>5,80,66,229</u>
<u>2,53,54,431</u>	...	<u>2,53,54,431</u>	<u>5,80,66,229</u>
12,81,687	...	12,81,687	3,13,92,870
...	5,39,384
<u>12,81,687</u>	...	<u>12,81,687</u>	<u>3,19,32,254</u>
...	48,23,461
...	32,00,000
...	70,00,000
...	26,37,080
...	37,63,868
...	30,30,401
...	26,00,000

STATEMENT NO. 12 - DETAILED STATEMENT OF CAPITAL

		<u>Expenditure</u>
		Non-Plan
		Rs.
A.	Capital Account of General Services-Concl'd.	
4059	Capital Outlay on Public Works-Concl'd.	
80	General-Concl'd.	
7.	Other works each costing Rs. 50 lakhs and less	...
	Total-'80'	...
	Total-'4059'	...
	Total-A. Capital Account of General Services	...
B.	Capital Account of Social Services	
(a)	Education, Sports, Art and Culture	
4202	Capital Outlay on Education, Sports Art and Culture	
01	General Education	
201	Elementary Education	...
202	Secondary Education	...
203	University and Higher Education	...
600	General	...
800	Other Education	...
	Total-'01	...
02	Technical Education	
104	Polytechnics	...
	Total-'02'	...
04	Art and Culture	
105	Public Libraries	...
	Total-'04'	...
	Total-'4202'	...
	Total-(a) Education, Sports, Arts and Culture	...
(b)	Health and Family Welfare	
4210	Capital Outlay on Medical and Public Health	
01	Urban Health Services	
001	Direction and Administration	...

EXPENDITURE DURING AND TO END OF 1999-2000

<u>During 1999-2000</u> Plan	C. S. Schemes	Total	Expenditure to end of 1999-2000
Rs.	Rs.	Rs.	Rs.
<u>5,34,29,133</u>	...	<u>5,34,29,133</u>	<u>43,61,56,737</u>
<u>5,34,29,133</u>	...	<u>5,34,29,133</u>	<u>46,32,11,547</u>
<u>5,34,29,133</u>	...	<u>5,34,29,133</u>	<u>46,32,11,547</u>
<u>8,00,65,251</u>	...	<u>8,00,65,251</u>	<u>55,32,10,030</u>
23,19,000	...	23,19,000	2,44,57,290
...	1,37,44,872
50,71,781	...	50,71,781	4,29,02,846
...	64,36,012
...	52,00,980
<u>73,90,781</u>	...	<u>73,90,781</u>	<u>9,27,42,000</u>
20,00,000	...	20,00,000	1,30,75,891
<u>20,00,000</u>	...	<u>20,00,000</u>	<u>1,30,75,891</u>
...	9,08,184
...	9,08,184
<u>93,90,781</u>	...	<u>93,90,781</u>	<u>10,67,26,075</u>
<u>93,90,781</u>	...	<u>93,90,781</u>	<u>10,67,26,075</u>
...	22,50,000

STATEMENT NO. 12 - DETAILED STATEMENT OF CAPITAL

		<u>Expenditure</u>
		Non-Plan
		Rs.
B.	Capital Account of Social Services-Contd.	
	(b) Health and Family Welfare-Contd.	
4210	Capital Outlay on Medical and Public Health-Concl'd.	
01	Urban Health Services-Concl'd.	
103	Central Government Health Scheme	...
104	Medical Stores Depot.	...
110	Hospitals and Dispensaries	...
200	Other Health Schemes	...
800	Other Expenditure	...
	Total-'01'	...
02	Rural Health Services	
102	Subsidiary Health Centres	...
103	Primary Health Centre	...
104	Community Health Centre	...
110	Hospital Dispensaries	...
800	Other Expenditure	...
	Total-'02'	...
03	Medical Education Training and Research	
103	Unani	...
105	Allopathy	...
	Total-'03'	...
04	Public Health	
001	Direction and Administration	...
101	Prevention and Control of Diseases	...
107	Public Health Laboratories	...
200	Other Programme	...
	Total-'04'	...
80	General	
800	Other Expenditure	...
	Total-'80'	...
	Total-'4210'	...

EXPENDITURE DURING AND TO END OF 1999-2000During 1999-2000

Plan	C. S. Schemes	Total	Expenditure to end of 1999-2000
Rs.	Rs.	Rs.	Rs.
...	63,59,701
...	51,55,000
(-) 24,58,720 (a)	...	(-) 24,58,720 (a)	2,00,16,625
...	52,99,811
...	38,13,330
<u>(-) 24,58,720 (a)</u>	...	<u>(-) 24,58,720 (a)</u>	<u>4,28,94,467</u>
...	92,17,407
81,20,003	...	81,20,003	5,97,84,084
...	39,36,986
4,65,46,812	...	4,65,46,812	7,09,87,290
...	37,617
<u>5,46,66,815</u>	...	<u>5,46,66,815</u>	<u>14,39,63,384</u>
...	20,97,617
...	82,37,134
...	<u>1,03,34,751</u>
...	78,95,697
...	3,53,744
...	8,00,070
...	5,34,872
...	<u>95,84,383</u>
...	86,87,871
...	86,87,871
<u>5,22,08,095</u>	...	<u>5,22,08,095</u>	<u>21,54,64,856</u>

(a) The minus expenditure is due to more refund during the year.

STATEMENT NO. 12 - DETAILED STATEMENT OF CAPITAL

		<u>Expenditure</u>
		Non-Plan
		Rs.
B.	Capital Account of Social Services-Contd.	
	(b) Health and Family Welfare-Concl'd.	
	4211 Capital Outlay on Family Welfare	
103	Maternity and Child Welfare	...
800	Other Expenditure	...
	Total-'4211'	...
	Total-(b) Health and Family Welfare	...
	(c) Water Supply, Sanitation, Housing and Urban Development	
4215	Capital Outlay on Water Supply and Sanitation	
01	Water Supply	
001	Direction and Administration	...
101	Urban Water Supply	...
102	Rural Water Supply	
1.	Greater Kolasib Water Supply and Sanitation	...
2.	Greater Saiha Water Supply and Sanitation	...
3.	Other Works each costing Rs. 50 lakhs and less	...
800	Other Expenditure	...
	Total-'01'	...
02	Sewerage and Sanitation	
106	Sewerage Scheme	...
800	Other Expenditure	...
	Total-'02'	...
	Total-'4215'	...
4216	Capital Outlay on Housing	
01	Government Residential Buildings	
107	Police Housing	
700	Other Housing	...
	Total-'01'	...
80	General	
800	Other Expenditure	...
	Total-'80'	...
	Total-'4216'	...

EXPENDITURE DURING AND TO END OF 1999-2000

<u>During 1999-2000</u> Plan	C. S. Schemes	Total	Expenditure to end of 1999-2000
Rs.	Rs.	Rs.	Rs.
...	21,50,366
...	16,930
...	21,67,296
<u>5,22,08,095</u>	...	<u>5,22,08,095</u>	<u>21,76,32,152</u>
11,00,283	...	11,00,283	1,31,36,822
20,45,67,761	88,10,353	21,33,78,114	1,05,67,61,396
1,57,15,358	...	1,57,15,358	1,57,15,358
1,25,00,993	...	1,25,00,993	1,25,00,993
2,30,28,220	...	2,30,28,220	40,40,82,438
...	5,19,53,942
<u>25,69,12,615</u>	<u>88,10,353</u>	<u>26,57,22,968</u>	<u>1,55,41,50,949</u>
...	2,78,232
...	26,81,523
...	29,59,755
<u>25,69,12,615</u>	<u>88,10,353</u>	<u>26,57,22,968</u>	<u>1,55,71,10,704</u>
...	9,94,10,198
<u>2,09,11,502</u>	...	<u>2,09,11,502</u>	<u>18,84,24,994</u>
<u>2,09,11,502</u>	...	<u>2,09,11,502</u>	<u>28,78,35,192</u>
...	66,08,992
...	66,08,992
<u>2,09,11,502</u>	...	<u>2,09,11,502</u>	<u>29,44,44,184</u>

STATEMENT NO. 12 - DETAILED STATEMENT OF CAPITAL

		<u>Expenditure</u>
		Non-Plan
		Rs.
B.	Capital Account of Social Services-Concl'd.	
(c)	Water Supply, Sanitation, Housing and Urban Development-Concl'd.	
4217	Capital Outlay on Urban Development	
01	State Capital Development	
001	Direction and Administration	...
051	Construction	...
052	Machinery and Equipment	...
	Total-'01'	...
03	Integrated Development of Small and Medium Towns	
051	Construction	...
800	Other Expenditure	...
	Total-'03'	...
60	Other Urban Development Schemes	
051	Construction	...
	Total-'60'	...
	Total-'4217'	...
	Total-(c) Water Supply, Sanitation Housing and Urban Development	...
(d)	Information and Broadcasting	
4220	Capital Outlay on Information and Publicity	
60	Others	
101	Buildings	...
800	Other Expenditure	...
	Total-'60'	...
	Total-'4220'	...
	Total-(d) Information and Broadcasting	...
(g)	Social Welfare and Nutrition	
4235	Capital Outlay on Social Security and Welfare	
02	Social Welfare	
001	Direction and Administration	...
	Total-'02'	...
	Total-'4235'	...
	Total-(g) Social Welfare and Nutrition	...
	Total-B. Capital Account of Social Services	...

EXPENDITURE DURING AND TO END OF 1999-2000-Contd.

<u>During 1999-2000</u> Plan	C. S. Schemes	Total	Expenditure to end of 1999-2000
Rs.	Rs.	Rs.	Rs.
...	20,00,000
1,30,44,754	...	1,30,44,754	52,11,55,837
...	39,99,176
<u>1,30,44,754</u>	...	<u>1,30,44,754</u>	<u>52,71,55,013</u>
41,65,000	23,40,000	65,05,000	16,77,36,921
...	2,28,62,127
<u>41,65,000</u>	<u>23,40,000</u>	<u>65,05,000</u>	<u>19,05,99,048</u>
...	2,62,30,028
...	2,62,30,028
<u>1,72,09,754</u>	<u>23,40,000</u>	<u>1,95,49,754</u>	<u>74,39,84,089</u>
<u>29,50,33,871</u>	<u>1,11,50,353</u>	<u>30,61,84,224</u>	<u>2,59,55,38,977</u>
13,70,000	...	13,70,000	98,15,059
...	5,72,215
<u>13,70,000</u>	...	<u>13,70,000</u>	<u>1,03,87,274</u>
<u>13,70,000</u>	...	<u>13,70,000</u>	<u>1,03,87,274</u>
<u>13,70,000</u>	...	<u>13,70,000</u>	<u>1,03,87,274</u>
...	2,90,55,909
...	2,90,55,909
...	2,90,55,909
...	2,90,55,909
<u>35,80,02,747</u>	<u>1,11,50,353</u>	<u>36,91,53,100</u>	<u>2,95,93,40,387</u>

STATEMENT NO. 12 - DETAILED STATEMENT OF CAPITAL

		<u>Expenditure</u> Non-Plan
		Rs.
C.	Capital Account of Economic Services	
(a)	Capital Account of Agriculture and Allied Activities	
4401	Capital Outlay on Crop Husbandry	
001	Direction and Administration	...
101	Farming Cooperatives	...
102	Land Development	...
103	Seeds Farm	...
105	Manures and Fertilisers	...
107	Plant Protection	...
113	Agricultural Engineering	...
119	Horticulture and Vegetable Crops	...
800	Other Expenditure	...
	Total-'4401'	...
4402	Capital Outlay on Soil and Water Conservation	
800	Other Expenditure	...
	Total-'4402'	...
4403	Capital Outlay on Animal Husbandry	
001	Direction and Administration	...
101	Veterinary Service and Animal Health	...
103	Poultry Development	...
105	Piggery Development	...
106	Other Live Stock Development	...
107	Fodder and Feed Development	...

EXPENDITURE DURING AND TO END OF 1999-2000-Contd.

<u>During 1999-2000</u> Plan Rs.	C. S. Schemes Rs.	Total Rs.	Expenditure to end of 1999-2000 Rs.
42,00,000	...	42,00,000	1,83,56,456
...	6,74,000
2,36,33,695	...	2,36,33,695	8,91,30,693
31,70,432	...	31,70,432	94,59,365
11,00,088	...	11,00,088	36,75,780
20,82,246	...	20,82,246	34,72,423
50,99,913	...	50,99,913	1,15,27,770
4,96,51,319	...	4,96,51,319	7,44,38,221
...	1,79,47,048
<u>8,89,37,693</u>	...	<u>8,89,37,693</u>	<u>22,86,81,756</u>
...	<u>8,00,000</u>
...	<u>8,00,000</u>
6,00,000	...	6,00,000	48,30,013
4,00,000	...	4,00,000	74,80,000
1,50,000	...	1,50,000	6,30,000
8,97,500	...	8,97,500	13,51,500
...	1,00,000
8,39,952	...	8,39,952	11,19,952

STATEMENT NO. 12 - DETAILED STATEMENT OF CAPITAL

		<u>Expenditure</u>	
		Non-Plan	
			Rs.
C.	Capital Account of Economic Services-Contd.		
(a)	Capital Account of Agriculture and Allied Activities-Contd.		
4403	Capital Outlay on Animal Husbandry-Concl'd.		
109	Extension and Training	...	
800	Other Expenditure	...	
	Total-'4403'	...	
4404	Capital Outlay on Dairy Development		
102	Cattle and Dairy Development	...	
	Total-'4404'	...	
4405	Capital Outlay on Fisheries		
001	Direction and Administration	...	
101	Inland Fisheries	...	
105	Processing Preservation and Marketing	...	
191	Fishermen's Cooperatives	...	
	Total-'4405'	...	
4406	Capital Outlay on Forestry and Wild Life		
01	Forestry	...	
070	Communication and Buildings	...	
101	Forest Conservation, Development and Regeneration	...	
	Total-'01'	...	
	Total-'4406'	...	
4408	Capital Outlay on Food Storage and Warehousing		
01	Food		
101	Procurement and Supply	(-) 17,07,39,815	(a)
103	Food Processing	...	
	Total-'01'	(-) <u>17,07,39,815</u>	(a)
02	Storage and Warehousing		
101	Rural Godown Programmes	...	
	Total-'02'	...	
	Total-'4408'	(-) <u>17,07,39,815</u>	(a)

(a) Minus expenditure is due to more refunds/recoveries during the year.

EXPENDITURE DURING AND TO END OF 1999-2000-Contd.

<u>During 1999-2000</u> Plan	C. S. Schemes	Total	Expenditure to end of 1999-2000
Rs.	Rs.	Rs.	Rs.
1,73,700	...	1,73,700	36,64,258
15,00,000	...	15,00,000	70,23,775
<u>45,61,152</u>	...	<u>45,61,152</u>	<u>2,61,99,498</u>
8,50,000	...	8,50,000	20,48,923
<u>8,50,000</u>	...	<u>8,50,000</u>	<u>20,48,923</u>
17,22,589	...	17,22,589	43,95,798
...	40,30,337
3,88,261	...	3,88,261	38,60,415
...	4,53,774
<u>21,10,850</u>	...	<u>21,10,850</u>	<u>1,27,40,324</u>
10,00,159	...	10,00,159	1,79,87,911
...	2,75,784
<u>10,00,159</u>	...	<u>10,00,159</u>	<u>1,82,63,695</u>
<u>10,00,159</u>	...	<u>10,00,159</u>	<u>1,82,63,695</u>
...	...	(-) 17,07,39,815 (a)	65,63,30,232
...	4,99,999
...	...	(-) 17,07,39,815 (a)	<u>65,68,30,231</u>
<u>99,30,000</u>	...	<u>99,30,000</u>	<u>6,13,18,522</u>
<u>99,30,000</u>	...	<u>99,30,000</u>	<u>6,13,18,522</u>
<u>99,30,000</u>	...	<u>(-) 16,08,09,815 (a)</u>	<u>71,81,48,753</u>

STATEMENT NO. 12 - DETAILED STATEMENT OF CAPITAL

		<u>Expenditure</u>
		Non-Plan
		Rs.
C.	Capital Account of Economic Services-Contd.	
(a)	Capital Account of Agriculture and Allied Activities-Concl'd.	
4416	Investment in Agriculture and Financial Institutions	
190	Investment in Public Sector and Other Undertakings	...
	Total-'4416'	...
4425	Capital Outlay on Co-operation	
001	Direction and Administration	...
003	Training	...
106	Investment in Multipurpose Co-operatives	...
107	Investment in Credit Co-operatives	...
108	Investment in Other Co-operatives	...
190	Investment in Public Sector and Other Undertakings	...
277	Education	...
	Total-'4425'	...
4435	Capital Outlay on Other Agricultural Programmes	
01	Marketing and quality Control	
101	Marketing Facilities	...
	Total-'4435'	...
	Total-(a) Capital Account of Agriculture and Allied Activities	(-) <u>17,07,39,815</u>

EXPENDITURE DURING AND TO END OF 1999-2000-Contd.

<u>During 1999-2000</u> Plan	C. S. Schemes	Total	Expenditure to end of 1999-2000
Rs.	Rs.	Rs.	Rs.
...	3,75,000
...	3,75,000
13,50,000	...	13,50,000	97,24,916
...	2,00,000
...	54,66,620
...	69,32,000
2,00,000	1,21,65,000	1,23,65,000	8,01,55,586
...	1,22,34,950
10,00,000	...	10,00,000	1,32,69,318
25,50,000	1,21,65,000	1,47,15,000	12,79,83,390
...	2,00,00,000
...	2,00,00,000
10,99,39,854	1,21,65,000	(-) 4,86,34,961 (a)	1,15,52,41,339

(a) Minus expenditure is due to recoveries being more than expenditure during the year.

STATEMENT NO. 12 - DETAILED STATEMENT OF CAPITAL

<u>Expenditure</u>	Non-Plan Rs.
C. Capital Outlay on Economic Services-Contd.	
(b) Capital Account of Rural Development	
4515 Capital Outlay on Other Rural Development Programme	
001 Direction and Administration	...
101 Panchayati Raj	...
102 Community Development	...
103 Rural Development	...
800 Other Expenditure	...
Total-'4515'	...
Total-(b) Capital Account of Rural Development	...
(c) Capital Account of Special Areas Programme	
4552 Capital Outlay on North Eastern Areas	
008 Power Development	...
009 Roads and Bridges	...
101 Veterinary Service and Animal Health	...
337 Roads Works-State High Ways	...
800 Other Expenditure	...
Total-'4552'	...
Total-(c) Capital Account of Special Areas Programme	...

EXPENDITURE DURING AND TO END OF 1999-2000-Contd.

<u>During 1999-2000</u> Plan	C. S. Schemes	Total	Expenditure to end of 1999-2000
Rs.	Rs.	Rs.	Rs.
5,96,900	...	5,96,900	90,72,984
...	12,08,589
1,91,80,000	...	1,91,80,000	15,10,09,496
...	73,90,000
...	71,203
<u>1,97,76,900</u>	...	<u>1,97,76,900</u>	<u>16,87,52,272</u>
<u>1,97,76,900</u>	...	<u>1,97,76,900</u>	<u>16,87,52,272</u>
...	6,73,19,573
12,33,16,373	...	12,33,16,373	93,61,17,595
...	8,21,360
...	1,43,46,708
...	2,31,48,874
<u>12,33,16,373</u>	...	<u>12,33,16,373</u>	<u>1,04,17,54,110</u>
<u>12,33,16,373</u>	...	<u>12,33,16,373</u>	<u>1,04,17,54,110</u>

STATEMENT NO. 12 - DETAILED STATEMENT OF CAPITAL

		<u>Expenditure</u>
		Non-Plan
		Rs.
C. Capital Account of Economic Services-Contd.		
(d) Capital Account of Irrigation and Flood Control		
4701	Capital Outlay on Major and Medium Irrigation	
80	General	
001	Direction and Administration	...
800	Other Expenditure	
	Total-'80'	...
	Total-'4701'	...
4702	Capital Outlay on Minor Irrigation	
101	Surface Water	...
102	Ground Water	...
103	River Division	...
800	Other Expenditure	
	Total-'4702'	...
4705	Capital Outlay on Command Area	
800	Other Expenditure	
	Total-'4705'	...
	Total-(d) Capital Account of Irrigation and Flood Control	...
 (e) Capital Outlay on Power Project		
4801	Capital Outlay on Power	
01	Hydel Generation	
001	Direction and Administration	...
800	Other Expenditure	
1.	Division of Weir	...
2.	Power House	...
3.	Pen Stock	...
4.	Lamsial Mini-Hydel Project (2X250 KW)(2X100 KW)	...
5.	Kau-Tlabung HEP	...
6.	Tuipang Mini Hydel Project	...
7.	Other Works each costing Rs. 50 lakhs and less	...
	Total-'01'	...
02	Thermal Power Generation	
800	Other Expenditure	
1.	Other Works each costing Rs. 50 lakhs and less	...
	Total-'02'	...

EXPENDITURE DURING AND TO END OF 1999-2000-Contd.

<u>During 1999-2000</u> Plan	C. S. Schemes	Total	Expenditure to end of 1999-2000
Rs.	Rs.	Rs.	Rs.
...	13,19,026
...	82,85,899
...	96,04,925
...	96,04,925
55,00,000	...	55,00,000	3,85,19,573
...	24,97,450
6,06,87,461	...	6,06,87,461	9,52,84,571
...	3,09,63,516
<u>6,61,87,461</u>	...	<u>6,61,87,461</u>	<u>16,72,65,110</u>
...	2,42,911
...	2,42,911
<u>6,61,87,461</u>	...	<u>6,61,87,461</u>	<u>17,71,12,946</u>
...	47,46,553
...	3,68,90,755
...	84,92,253
...	2,53,24,611
52,87,000	...	52,87,000	52,87,000
3,23,33,000	...	3,23,33,000	3,23,33,000
1,90,80,000	...	1,90,80,000	1,90,80,000
<u>3,23,61,709</u>	81,44,014	<u>4,05,05,723</u>	<u>99,18,71,794</u>
<u>8,90,61,709</u>	<u>81,44,014</u>	<u>9,72,05,723</u>	<u>1,12,40,25,966</u>
<u>42,81,457</u>	...	<u>42,81,457</u>	<u>57,73,157</u>
<u>42,81,457</u>	...	<u>42,81,457</u>	<u>57,73,157</u>

STATEMENT NO. 12 - DETAILED STATEMENT OF CAPITAL

		<u>Expenditure</u>
		Non-Plan
		Rs.
C. Capital Account on Economic Services-Contd.		
(e) Capital Account of Energy-Concl'd.		
4801	Capital Outlay on Power Project-Concl'd.	
04	Diesel/Gas Power Generation	
800	Other Expenditure	
1.	Improvement of Power House at Champhai, District Headquarters	...
2.	Other Works each costing Rs.50 lakhs and less	...
	Total-'04'	...
05	Transmission and Distribution	
800	Other Expenditure	
1.	Improving of Lower S.S. for evacuation of power for 5 KW	...
2.	Electric equipment	...
3.	Saitual-Darlawn	...
4.	Khawzawl-Elungdav 132 Kv.S/C line	...
5.	Khawzawl N. 50 PA 132 Kv S/C line	...
6.	Augmentation of Luangmual S/S	...
7.	Construction of 132 KV S/C line from Sailual Darlawn (50 Kms.)	...
8.	Construction of 132 KV S/S line from Khawzai to Ngapa 60 KM	...
9.	Construction of 132 KV S/C line from Khaw Zawl to E. Lungdar (16 Kms.)	...
10.	Taipang to Lawngtlal 132 KV S/C line (40 Kms.)	...
11.	Other works each costing Rs. 50 lakhs and less	<u>1,57,77,592</u>
	Total-'05'	<u>1,57,77,592</u>
06	Rural Electrification	
010	M.N.P.	
1.	Integrated Scheme at Mamit	...
2.	Integrated Scheme at Khawbuny	...
3.	Integrated Scheme at Kawl Kulh	...
4.	Other Works each costing Rs. 50 lakhs and less	...
800	Other Expenditure	...
	Total-'06'	...
	Total-'4801'	<u>1,57,77,592</u>
4810	Capital Outlay on Non-conventional Sources of Energy	
102	Solar	...
	Total-'4810'	...
	Total-(e) Capital Account of Energy	<u>1,57,77,592</u>

EXPENDITURE DURING AND TO END OF 1999-2000-Contd.

<u>During 1999-2000</u> Plan	C. S. Schemes	Total	Expenditure to end of 1999-2000
Rs.	Rs.	Rs.	Rs.
50,00,000	...	50,00,000	50,00,000
3,81,59,316	...	3,81,59,316	42,51,02,767
<u>4,31,59,316</u>	...	<u>4,31,59,316</u>	<u>43,01,02,767</u>
...	28,71,379
...	5,43,29,532
...	37,99,138
...	29,69,948
...	61,74,272
77,55,000	...	77,55,000	77,55,000
89,72,000	...	89,72,000	89,72,000
96,80,000	...	96,80,000	96,80,000
96,80,000	...	96,80,000	96,80,000
60,00,000	...	60,00,000	60,00,000
10,07,22,362	...	11,64,99,954	1,47,42,79,411
<u>14,28,09,362</u>	...	<u>15,85,86,954</u>	<u>1,58,65,10,680</u>
68,58,000	...	68,58,000	68,58,000
50,00,000	...	50,00,000	50,00,000
58,55,000	...	58,55,000	58,55,000
6,60,95,352	90,57,395	7,51,52,747	67,60,55,867
...
<u>8,38,08,352</u>	<u>90,57,395</u>	<u>9,28,65,747</u>	<u>69,37,68,867</u>
<u>36,31,20,196</u>	<u>1,72,01,409</u>	<u>39,60,99,197</u>	<u>3,84,01,81,437</u>
43,99,905	...	43,99,905	1,67,78,538
43,99,905	...	43,99,905	1,67,78,538
<u>36,75,20,101</u>	<u>1,72,01,409</u>	<u>40,04,99,102</u>	<u>3,85,69,59,975</u>

STATEMENT NO. 12 - DETAILED STATEMENT OF CAPITAL

		<u>Expenditure</u>
		Non-Plan
		Rs.
C.	Capital Account on Economic Services-Contd.	
	(f) Capital Account of Industry Minerals	
4851	Capital Outlay on Village and Small Industries-Concl'd.	
101	Industrial Estate	...
102	Small Scale Industries	...
107	Sericulture Industries	...
800	Other Expenditure	...
	Total-'4851'	...
4852	Capital Outlay on Iron and Steel Industries	
02	Manufacture	
800	Other Expenditure	...
	Total-'02'	...
	Total-'4852'	...
4853	Capital Outlay on Non-Ferrous and Metallurgical Industries	
02	Non-Ferrous Metal	
800	Other Expenditure	...
	Total-'02'	...
60	Other Mining and Metallurgical Industries	
800	Other Expenditure	...
	Total-'60'	...
	Total-'4853'	...

EXPENDITURE DURING AND TO END OF 1999-2000-Contd.

<u>During 1999-2000</u> Plan	C. S. Schemes	Total	Expenditure to end of 1999-2000
Rs.	Rs.	Rs.	Rs.
...	5,96,880
1,58,91,750	...	1,58,91,750	26,40,20,557
...	1,01,69,145
...	<u>1,62,81,524</u>
<u>1,58,91,750</u>	...	<u>1,58,91,750</u>	<u>29,10,68,106</u>
...	<u>2,39,043</u>
...	<u>2,39,043</u>
...	<u>2,39,043</u>
...	<u>40,79,943</u>
...	<u>40,79,943</u>
...	<u>(-) 3,78,202 (a)</u>
...	<u>(-) 3,78,202 (a)</u>
...	<u>37,01,741</u>

(a) Reasons for minus balance is under investigation.

STATEMENT NO. 12 - DETAILED STATEMENT OF CAPITAL

		<u>Expenditure</u>
		Non-Plan
		Rs.
C. Capital Account on Economic Services-Contd.		
(f) Capital Account of Industry Minerals-Concl'd.		
4858	Capital Outlay on Engineering Industries	
60	Other Engineering Industries	
800	Other Expenditure	...
	Total-'60'	...
	Total-'4858'	...
4885	Other Capital Outlay on Industries and Minerals	
60	Others	
004	Research and Development	...
800	Other Expenditure	...
	Total-'60'	...
	Total-'4885'	...
	Total-(f) Capital Account of Industries and Minerals	...
(g) Capital Outlay on Transport		
5053	Capital Outlay on Civil Aviation	
60	Other Aeronotical Services	
001	Direction and Administration	...
101	Communication	...
	Total-'60'	...
	Total-'5053'	...

EXPENDITURE DURING AND TO END OF 1999-2000-Contd.

<u>During 1999-2000</u> Plan	C. S. Schemes	Total	Expenditure to end of 1999-2000
Rs.	Rs.	Rs.	Rs.
...	(-) 50 (a)
...	(-) 50 (a)
...	(-) 50 (a)
...	10,71,025
...	66,04,111
...	76,75,136
...	76,75,136
<u>1,58,91,750</u>	...	<u>1,58,91,750</u>	<u>30,26,83,976</u>
...	66,26,083
...	1,00,19,55,030
...	1,00,85,81,113
...	1,00,85,81,113

(a) Reasons for minus balance is under investigation.

STATEMENT NO. 12 - DETAILED STATEMENT OF CAPITAL

		<u>Expenditure</u> Non-Plan Rs.
C.	Capital Outlay on Economic Services-Contd.	
	(g) Capital Account of Transport-Contd.	
5054	Capital Outlay on Roads and Bridges	
01	National Highways	
101	Permanent Bridges	...
	Total-'01'	...
03	State Highways	
052	Machinery and Equipment	...
337	Road Works	...
800	Other Expenditure	...
	Total-'03'	...
04	District and Other Roads	
800	Other Expenditure	
1.	Machanisation of MTR Standard for SP 0.15.33 KMP	...
2.	Resurfacing of A-Trd Part II	...
3.	Construction of Champhai Tiare Road	...
4.	Construction of Champhai (Indo Myanmar)	...
5.	Upgradation of KB Road PH - II	...
6.	SM&BT in Selected Places (Chetaun-NVLP)	...

EXPENDITURE DURING AND TO END OF 1999-2000-Contd.During 1999-2000

Plan	C. S. Schemes	Total	Expenditure to end of 1999-2000
Rs.	Rs.	Rs.	Rs.
10,459	...	10,459	48,694
10,459	...	10,459	48,694
79,99,938	...	79,99,938	5,50,77,380
1,22,00,549	1,61,27,119	2,83,27,668	24,04,58,156
...	70,34,95,246
<u>2,02,00,487</u>	<u>1,61,27,119</u>	<u>3,63,27,606</u>	<u>99,90,30,782</u>
...	59,77,934
...	78,59,000
...	4,39,39,000
...	3,03,45,000
...	4,76,68,545
...	91,25,811

STATEMENT NO. 12 - DETAILED STATEMENT OF CAPITAL

		<u>Expenditure</u>
		Non-Plan
		Rs.
C.	Capital Outlay on Economic Services-Contd.	
	(g) Capital Account of Transport-Concl'd.	
	5054 Capital Outlay on Roads and Bridges-Concl'd.	
7.	SM&BT of KAV Road	...
8.	Construction of SV Road 0-14 KMP	...
9.	Construction of HT Road	...
10.	Reconstruction of Bailey over R. Tuivai on ST Road	...
11.	Other Works each costing Rs. 50 lakhs and less	...
	Total-'04'	...
	Total-'5054'	...
5055	Capital Outlay on Road Transport	
050	Land and Building	...
102	Acquisition of Fleet	...
103	Workshop facilities	...
800	Other Expenditure	...
	Total-'5055'	...
	Total-(g) Capital Account of Transport	...

EXPENDITURE DURING AND TO END OF 1999-2000-Contd.During 1999-2000

<u>Plan</u>	C. S. Schemes	Total	Expenditure to end of 1999-2000
Rs.	Rs.	Rs.	Rs.
...	51,00,494
...	29,00,313
...	29,50,532
...	83,62,763
<u>41,87,40,595</u>	...	<u>41,87,40,595</u>	<u>2,49,13,78,468</u>
<u>41,87,40,595</u>	...	<u>41,87,40,595</u>	<u>2,65,56,07,860</u>
<u>43,89,51,541</u>	<u>1,61,27,119</u>	<u>45,50,78,660</u>	<u>3,65,46,87,336</u>
...	82,31,228
...	2,76,92,811
...	1,56,15,532
<u>1,57,21,753</u>	...	<u>1,57,21,753</u>	<u>12,72,61,438</u>
<u>1,57,21,753</u>	...	<u>1,57,21,753</u>	<u>17,88,01,009</u>
<u>45,46,73,294</u>	<u>1,61,27,119</u>	<u>47,08,00,413</u>	<u>4,84,20,69,458</u>

STATEMENT NO. 12 - DETAILED STATEMENT OF CAPITAL

		<u>Expenditure</u>
		Non-Plan
		Rs.
C.	Capital Outlay on Economic Services-Concl'd.	
	(j) Capital Account of General Economic Services	
5452	Capital Outlay on Tourism	
01	Tourist Infrastructure	
101	Tourist Centre	...
102	Tourist Accommodation	...
800	Other Expenditure	...
	Total-'01	...
80	General	
104	Promotion and Publicity	...
	Total-'80'	...
	Total-'5452'	...
5475	Capital Outlay on other Economic Services	
112	Statistics	...
	Total-'5475'	...
	Total-(j) Capital Account of General Economic Services	...
	Total-C. Capital Account of Economic Services	(-) <u>15,49,62,223</u>
	TOTAL EXPENDITURE HEADS (CAPITAL ACCOUNT)	(-) <u>15,49,62,223</u>

EXPENDITURE DURING AND TO END OF 1999-2000-Concl.During 1999-2000

Plan	C. S. Schemes	Total	Expenditure to end of 1999-2000
Rs.	Rs.	Rs.	Rs.
...	1,00,000
...	2,40,600	2,40,600	2,26,48,698
...	10,91,227
...	2,40,600	2,40,600	2,38,39,925
...	24,47,929
...	24,47,929
...	2,40,600	2,40,600	2,62,87,854
...	2,18,970
...	2,18,970
...	2,40,600	2,40,600	2,65,06,824
<u>1,15,73,05,733</u>	<u>4,57,34,128</u>	<u>1,04,80,77,638</u>	<u>11,57,10,80,900</u>
<u>1,59,53,73,731</u>	<u>5,68,84,481</u>	<u>1,49,72,95,989</u>	<u>15,08,36,31,317</u>

THE UNIVERSITY OF MICHIGAN LIBRARY
ANN ARBOR, MICHIGAN 48106-1000
TEL: 734 763 1000 FAX: 734 763 1001
WWW: WWW.LIBRARY.MICHIGAN.EDU

THE UNIVERSITY OF MICHIGAN LIBRARY
ANN ARBOR, MICHIGAN 48106-1000
TEL: 734 763 1000 FAX: 734 763 1001
WWW: WWW.LIBRARY.MICHIGAN.EDU

THE UNIVERSITY OF MICHIGAN LIBRARY
ANN ARBOR, MICHIGAN 48106-1000
TEL: 734 763 1000 FAX: 734 763 1001
WWW: WWW.LIBRARY.MICHIGAN.EDU

THE UNIVERSITY OF MICHIGAN LIBRARY
ANN ARBOR, MICHIGAN 48106-1000
TEL: 734 763 1000 FAX: 734 763 1001
WWW: WWW.LIBRARY.MICHIGAN.EDU

STATEMENT NO. 13

**STATEMENT SHOWING INVESTMENT OF THE GOVERNMENT IN
STATUTORY CORPORATIONS, GOVERNMENT COMPANIES, CO-OPERATIVE
BANKS AND SOCIETIES ETC. UPTO THE END OF
1999-2000**

**STATEMENT NO. 13 - STATEMENT SHOWING
CORPORATIONS, GOVERNMENT COMPANIES
UPTO THE END**

Serial No.	Name of the Concern	Years of Investment	Type	Number of shares and percentage of Government investment to the total paid up Capital
	(1)	(2)	(3)	(4) (5)
I.	GOVERNMENT COMPANIES			
1.	Mizoram Small Industrial Development Corporation Limited	1978-79 to 1980-81	Equity shares	25,000 (100 percent)
2.	Investment in Public Sector and Other Undertakings	1987-88 1988-89 1989-90 1990-91 1991-92 1992-93 1993-94 1994-95 1995-96 1996-97
II.	CO-OPERATIVE SOCIETIES -			
1.	Co-operative Bank (1)	1978-91 1981-82 1982-83 1983-84	Ordinary shares -do- (a) (a)	24,000 (100 percent) 2,550 (a) (a)
2.	Warehousing and Marketing Co-operatives (2)	1973-81 1981-82	Ordinary shares -do- -do-	12,300 1,000 10,000 (99 percent)

(* Investment met from Revenue (MH 321 Village and Small Industries) for the period upto 1980-81 adopted proforma.

(a) Full particulars regarding types of shares, percentage of investment, numbers of shares and face value of shares have not been furnished by the Department (July, 2000).

**INVESTMENTS OF THE GOVERNMENT IN STATUTORY
CO-OPERATIVE BANKS AND SOCIETIES, ETC.
1999-2000**

Face value of each share	Amount invested to the end of 1999-2000	Amount of Dividend declared and credited during the year	Remarks
(6)	(7)	(8)	(9)
100 (each)	25,00,000		The Corporation sustained an accumulated loss of Rs. 51.35 lakhs in 1994-95 under Mizoram Electronic Development Corporation Ltd. Rs. 327.08 lakhs under Mizoram Food And Allied Industries Corporation Ltd. in 1995-96, Rs. 154.12 lakhs under Mizoram Handloom and Handicraft Development Corporation Ltd. in 1996-97 and Rs. 655.65 lakhs under Zoram Industrial Development Corporation Ltd. in 1997-98. The working result other than those stated above have not been intimated (July, 2000).
	Total - <u>25,00,000</u>	...	
	5,00,000	...	
	6,49,950	...	
	1,50,000		
	3,00,000		
	32,60,000		
	2,00,000		
	30,00,000		
	36,00,000		
	<u>3,00,000</u>		
	Total - <u>1,19,59,950</u>		
	Total - I: <u>1,44,59,950</u>		
50	12,00,000		
100	2,55,000		
(a)	2,00,000		
(a)	<u>3,75,000</u>		
	Total - <u>20,30,000</u>		
100	12,30,000		
100	1,00,000		
10	<u>1,00,000</u>		
	Total - <u>14,30,000</u>		

STATEMENT

Serial No.	Name of the Concern	Years of Investment	Type	Number of share and percentage of Government to the total paid up Capital
(1)	(2)	(3)	(4)	(5)
II. CO-OPERATIVE SOCIETIES-Contd.				
3.	Consumer Co-operatives (3)	1972-81	Ordinary	12,232
		1981-82	-do-	60,000
		-do-	10,000	
			(99 percent)	
		1982-83	(a)	(a)
		1986-87	(a)	(a)
		1995-96	(a)	(a)
4.	Credit Co-operatives (180-Services Co-operatives)	1972-81	Ordinary shares	1,21,250
		1981-82	-do-	10,000
		1983-84	(a)	(a)
		1985-86	(a)	(a)
		1987-88	(a)	(a)
		1988-89	(a)	(a)
		1989-90	(a)	(a)
		1990-91	(a)	(a)
		1991-92	(a)	(a)
		1992-93	(a)	(a)
		1993-94	(a)	(a)
5.	Dairy Co-operatives (31)	1972-81	Ordinary shares	900
			-do-	750
			-do-	30
		1981-82	-do-	150
			-do-	80
			-do-	600
			-do-	11,900
		1982-83	(a)	(a)
		1994-85	(a)	(a)
6.	Farming Co-operatives (16)	1973-81	Ordinary shares	2,300
			-do-	2,250
			-do-	4,000
			-do-	(a)
		1981-82	-do-	1,300
			-do-	5,400
		1982-83	(a)	(a)
		1983-84	(a)	(a)
		1984-85	(a)	(a)

(a) Full particulars regarding types of shares, percentage of investment, number of shares and face value of shares have not been furnished by the Department (July, 2000).

NO. 13 - Contd.

Face value of each share	Amount invested to the end of 1999-2000	Amount of Dividend declared and credited during the year	Remarks
(6)	(7)	(8)	(9)
100	12,23,200		
10	6,00,000		
100	1,00,000		
10	1,00,000		
(a)	3,45,000		
(a)	1,02,588		
(a)	<u>2,75,000</u>		
	Total - <u>27,45,788</u>		
10	12,12,500		
10	1,00,000		
(a)	2,00,000		
(a)	48,000		
(a)	7,50,000		
(a)	19,50,000		
(a)	3,88,000		
(a)	5,50,000		
(a)	7,00,000		
(a)	8,05,000		
	<u>5,00,000</u>		
	Total - <u>72,03,500</u>		
10	9,000		
20	15,000		
100	3,000		
100	15,000		
50	4,000		
20	12,000		
10	1,19,000		
(percentage varies from 42 percent to 99 percent)			
(a)	50,000		
(a)	<u>18,000</u>		
	Total - <u>2,45,000</u>		
10	23,000		
20	45,000		
25	1,00,000		
(a)	55,000		
20	26,000		
10	54,000		
(percentage varies from 42 percent to 99 percent)			
(a)	3,00,000		
(a)	1,00,000		
(a)	<u>10,000</u>		
	Total - <u>7,13,000</u>		

Serial No.	Name of the Concern	Years of Investment	Type	STATEMENT
				Number of shares and percentage of Government to the total paid up Capital
(1)	(2)	(3)	(4)	(5)
II.	CO-OPERATIVE SOCIETIES-Contd.			
7.	Fisherman's Co-operatives (II)	1972-81	Ordinary shares	3,766
			-do-	337
			-do-	56
		1981-82	-do-	50
			-do-	1,000
			-do-	2,5000
		1983-84	(a)	(a)
8.	Industrial Co-operatives (54)	1977-81	Ordinary shares	8,500
			-do-	3,425
			-do-	290
			-do-	170
		1981-82	-do-	35
			-do-	70
			-do-	140
			-do-	7,600
			-do-	425
		1982-83	(a)	(a)
		1985-86	(a)	(a)
		1986-87	(a)	(a)
9.	Labour Co-operatives (15)	1979-81	Ordinary shares	150
			-do-	416
			-do-	3,376
		1981-82	-do-	400
			-do-	6,700
		1984-85	(a)	(a)

(a) Full particulars regarding types of shares, percentage of investment, number of shares and face value of shares have not been furnished by the Department (July, 2000).

NO. 13 - Contd.

Face value of each share	Amount invested to the end of 1999-2000	Amount of Dividend declared and credited during the year	Remarks
(6)	(7)	(8)	(9)
10	37,660		
20	6,740		
100	5,600		
100	5,000		
20	20,000		
10	25,000		
(percentage varies from 42 percent to 99 percent)			
(a)	<u>50,000</u>		
	Total - <u>1,50,000</u>		
10	85,000		
20	68,500		
50	14,500		
100	17,000		
100	3,500		
50	3,500		
25	3,500		
10	76,000		
20	8,500		
(a)	75,000		
(a)	13,26,412		
(a)	<u>3,60,800</u>		
(percentage varies from 42 percent to 99 percent)			
	Total - <u>20,42,212</u>		
100	15,000		
15	6,240		
10	33,760		
20	8,000		
10	67,000		
(percentage varies from 42 percent to 99 percent)			
(a)	<u>10,000</u>		
	Total - <u>1,40,000</u>		

Serial No.	Name of the Concern	Years of Investment	Type	STATEMENT Number of shares and percentage of Government to the total paid up Capital
(1)	(2)	(3)	(4)	(5)
II.	CO-OPERATIVE SOCIETIES-Concl'd.			
10.	Other Co-operatives (109)	1972-81	Ordinary shares	18,810
			-do-	7,000
			-do-	560
			-do-	960
			-do-	739
			-do-	(a)
			-do-	(a)
			-do-	400
		1981-82	-do-	70
			-do-	1,000
			-do-	1,400
			-do-	32,500
		1982-83	(a)	(a)
		1982-83	(a)	(a)
		1983-84	(a)	(a)
		1984-85	(a)	(a)
		1985-86	(a)	(a)
		1986-87	(a)	(a)
		1987-88	(a)	(a)
		1988-89	(a)	(a)
		1989-90	(a)	(a)
		1990-91	(a)	(a)
		1991-92	(a)	(a)
		1992-93	(a)	(a)
		1993-94	(a)	(a)
		1994-95	(a)	(a)
		1995-96	(a)	(a)
		1996-97	(a)	(a)
		1997-98	(a)	(a)
		1998-99	(a)	(a)
		1999-2000	(a)	(a)
11.	Multipurpose Rural Co-operatives (1)	1987-88	(a)	(a)
		1988-89	(a)	(a)
		1989-90	(a)	(a)
		1990-91	(a)	(a)
		1991-92	(a)	(a)
		1992-93	(a)	(a)
		1993-94	(a)	(a)
		1994-95	(a)	(a)
		1995-96	(a)	(a)
		1996-97	(a)	(a)

(a) Full particulars regarding types of shares, percentage of investment, number of share and face value of shares have not been furnished by the Department (July 2000).

NO. 13 - Concl.

Face value of each share	Amount invested to the end of 1999-2000	Amount of Dividend declared and credited during the year	Remarks
(6)	(7)	(8)	(9)
10	1,88,100		
20	1,40,000		
25	14,000		
50	48,000		
100	73,900		
(a)	8,000		
(a)	2,00,000		
5	2,000		
100	7,000		
50	50,000		
20	28,000		
10	3,25,000		
(percentage varies from 42 percent to 99 percent)			
(a)	1,20,000		
(a)	50,000		
(a)	4,46,208		
(a)	1,92,251		
(a)	65,000		
(a)	19,01,527		
(a)	5,50,000		
(a)	14,00,000		
(a)	12,00,000		
(a)	29,46,000		
(a)	66,82,850		
(a)	31,98,150		
(a)	30,00,000		
(a)	24,63,000		
(a)	2,41,44,000		
(a)	25,64,500		
(a)	22,11,000		
(a)	65,75,000		
(a)	<u>1,23,65,000</u>		
Total -	<u>7,31,58,486</u>		
(a)	<u>1,00,000</u>		
(a)	<u>1,75,000</u>		
(a)	4,05,000		
(a)	6,00,000		
(a)	24,60,000		
(a)	5,89,120		
(a)	5,00,000		
(a)	2,00,000		
(a)	1,50,000		
(a)	<u>2,87,500</u>		
Total -	<u>54,66,620</u>		
Total II	<u>9,53,24,606</u>		
Total-I & II	<u>10,97,84,556</u>		

STATEMENT NO. 14

**STATEMENT SHOWING THE CAPITAL AND OTHER EXPENDITURE
(OTHER THAN REVENUE ACCOUNTS) TO END OF 1999-2000
AND THE PRINCIPAL SOURCES FROM WHICH FUNDS
WERE PROVIDED FOR THAT EXPENDITURE**

	On 1st April 1999	During the year 1999-2000	On 31st March 2000
	(In crores of rupees)		
Capital and Other Expenditure			
(i) Capital Expenditure			
A. General Services			
Police	3.28	2.53	5.81
Stationery and Printing	3.06	0.13	3.19
Public Works	40.98	5.34	46.32
Total-A. Capital Account of General Services	<u>47.32</u>	<u>8.00</u>	<u>55.32</u>
B. Social Services			
Education, Sports, Art Culture	9.74	0.94	10.68
Health and Family Welfare	16.54	5.22	21.76
Water Supply, Sanitation, Housing and Urban Development	2,28.93	30.62	2,59.55
Information and Broadcasting	0.90	0.14	1.04
Social Welfare and Nutrition	2.90	...	2.90
Total-B. Social Services	<u>2,59.01</u>	<u>36.92</u>	<u>2,95.93</u>
C. Economic Services			
Agriculture and Allied Activities	1,20.39	(-) 4.86	1,15.53
Rural Development	14.90	1.98	16.88
Special Areas Programme	91.84	12.33	1,04.17
Irrigation and Flood Control	11.09	6.62	17.71
Energy	3,45.65	40.05	3,85.70
Industry and Minerals	28.68	1.59	30.27
Transport	4,37.13	47.08	4,84.21
General Economic Services	2.62	0.02	2.64
Total-C. Economic Services	<u>10,52.30</u>	<u>1,04.81</u>	<u>11,57.11</u>
Total-(i) Capital Expenditure	<u>13,58.63</u>	<u>1,49.73</u>	<u>15,08.36</u>

STATEMENT NO.14 - Contd.

	On 1st April 1999	During the year 1999-2000	On 31st March 2000
(In crores of rupees)			
Capital and Other Expenditure-Concl'd.			
(ii) Loans and Advances -			
Housing	94.12	37.38	1,31.50
Urban Development	1.30	(-) 0.01	1.29
Social Security and Welfare	1.13	...	1.13
Animal Husbandry	0.21	...	0.21
Co-operation	6.60	0.73	7.33
Agricultural Programme	7.23	...	7.23
Village and Small Industries	3.40	0.04	3.44
Other Industries	2.25	...	2.25
Road Transport	0.02	...	0.02
Loans to Government Servants etc.	40.85	(-) 5.21	35.64
Miscellaneous Loans	3.97	0.10	4.07
Total-(ii) Loans and Advances	<u>1,61.08</u>	<u>33.03</u>	<u>1,94.11</u>
(iii) Appropriation to Contingency Fund-			
Appropriation to Contingency Fund	0.10	...	0.10
Total-(iii) Appropriation to Contingency Fund	<u>0.10</u>	<u>...</u>	<u>0.10</u>
Total-Capital and Other Expenditure	<u>15,19.81</u>	<u>1,82.76</u>	<u>17,02.57 (X)</u>
Principal Sources of Fund -			
Debt			
(i) Internal Debt of State Government	3,16.06	27.44	3,43.50
(ii) Loans from Central Government	3,23.52	1,93.27	5,16.79
(iii) Small Savings, Provident Fund etc.	<u>2,20.66</u>	<u>32.24</u>	<u>2,52.90</u>
Total-Debt	<u>8,60.24</u>	<u>2,52.95</u>	<u>11,13.19</u>

STATEMENT NO.14 - Contd.


	On 1st April 1999	During the year 1999-2000 (In crores of rupees)	On 31st March 2000
Principal Sources of Fund-Concl.			
Other Receipts			
(i) Contingency Fund	0.10	...	0.10
(ii) Reserve Fund	3.42	1.56	4.98
(iii) Net balances under Deposit and Advances, Suspense and Miscellaneous Other than those shown separately	86.24	20.37	1,06.61
(iv) Remittance	(-) 1,66.66	(-) 8.38	(-) 1,75.04
Total - Other Receipts	<u>(-) 76.90</u>	<u>13.55</u>	<u>(-) 63.35</u>
Total - Debt & Other Receipts	<u>7,83.34</u>	<u>2,66.50</u>	<u>10,49.84</u>
Deduct			
(i) Cash Balance	(-) 1,90.40	52.66	(-) 1,37.74
(ii) Investment
(iii) Revenue Deficit		31.08	
Net Provision of Fund	9,73.74	1,82.76	11,87.58 (Y)

Note :- The net Provision of Fund (Y) in the Statement differs from the Net Capital and Other Expenditure (X) upto the end of the year by 5,14.99 crores. This is explained at Page 145.

STATEMENT NO.14 - Concl.

(In crores of rupees)

1.	Accumulated Revenue Surplus	5,15.75
2.	Vide items of differences explained at Page 114-115 of Finance Accounts for the year 1993-94	(-) 0.76
	Total :	<u>5,14.99</u>



THE UNIVERSITY OF CHICAGO
1994-1995

B - DEBT, CONTINGENCY FUND AND PUBLIC ACCOUNT

**STATEMENT NO. 15 - DETAILED STATEMENT OF RECEIPTS, DISBURSEMENTS
FUND AND**

Head of Account		Opening Balance	
(1)		Rs.	(2)
Part-I	Consolidated Fund -		
	Receipts Heads (Revenue Account) (A) (Statement No. 10)		...
	Expenditure Heads (Revenue Account) (A) (Statement No. 11)		...
	Expenditure Heads (Revenue Account) (A) (Statement No. 12)		...
E.	Public Debt (B)		
6003	Internal Debt of the State Government	Cr.	3,16,06,22,694
6004	Loans and Advances from the Central Government	Cr.	<u>3,23,51,94,986</u>
	Total-E. Public Debt	Cr.	<u>6,39,58,17,680</u>
F.	Loans and Advances (C)		
6216	Loans for Housing	Dr.	94,12,99,690
6217	Loans for Urban Development	Dr.	1,29,60,994
6235	Loans for Social Security and Welfare	Dr.	1,12,86,684
6401	Loans for Crop Husbandry	Cr.	18,119
6403	Loans for Animal Husbandry	Dr.	20,20,905
6425	Loans for Co-operation	Dr.	6,60,35,854
6435	Loans for Agricultural Programme	Dr.	7,22,81,608
6851	Loans for Village and Small Industries	Dr.	3,39,82,253
6875	Loans for Other Industries	Dr.	2,25,00,000
7055	Loans for Road Transport	Dr.	2,00,894
7610	Loans for Government Servants etc.	Dr.	40,85,57,934
7615	Miscellaneous Loans	Dr.	<u>3,97,48,224</u>
	Total-F. Loans and Advances	Dr.	<u>1,61,08,56,921</u>
	Total-Part I. Consolidated Fund		

(A) These heads are closed to Government Account.

(B) For detailed account please see Statement No. 16.

(C) For detailed account please see Statement No. 17.

**BALANCES UNDER HEADS OF ACCOUNT RELATING TO DEBT, CONTINGENCY
PUBLIC ACCOUNT.**

Receipts Rs. (3)	Disbursements Rs. (4)		Closing Balance Rs. (5)
8,60,84,11,593
...	8,91,92,57,687		...
...	1,49,72,95,989		...
6,13,79,76,624	5,86,36,07,414	Cr.	3,43,49,91,904
<u>2,50,13,22,292</u>	<u>56,85,77,026</u>	(a) Cr.	<u>5,16,79,40,252</u>
<u>8,63,92,98,916</u>	<u>6,43,21,84,440</u>	Cr.	<u>8,60,29,32,156</u>
3,60,13,197	40,98,00,000	Dr.	1,31,50,86,493
81,050	...	Dr.	1,28,79,944
...	...	Dr.	1,12,86,684
...	...	Cr.	18,119
...	...	Dr.	20,20,905
18,32,161	91,11,200	Dr.	7,33,14,893
...	...	Dr.	7,22,81,608
3,40,188	7,50,000	Dr.	3,43,92,065
...	...	Dr.	2,25,00,000
...	...	Dr.	2,00,894
5,31,14,883	10,00,855	Dr.	35,64,43,906
17,53,088	27,50,000	Dr.	4,07,45,136
<u>9,31,34,567</u>	<u>42,34,12,055</u>	Dr.	<u>1,94,11,34,409</u>
<u>17,34,08,45,076</u>	<u>17,27,21,50,171</u>		

(a) Please see foot note (a) at page 165 of Statement No. 16.

STATEMENT

Head of Account (1)		Opening Balance Rs. (2)
Part-II 8000	Contingency Fund - Contingency Fund Appropriation from the Consolidated Fund	Cr. 10,00,000
	Total-'8000' Contingency Fund	Cr. <u>10,00,000</u>
	Total-Part II Contingency Fund	Cr. <u>10,00,000</u>
Part III Public Account		
I.	Small Savings Provident Funds etc. (b) State Provident Funds	
8009 01	State Provident Funds Civil	
	101 General Provident Funds	Cr. <u>1,97,66,68,331</u>
	Total-'8009' State Provident Funds	Cr. <u>1,97,66,68,331</u>
	Total-(b) State Provident Funds	Cr. <u>1,97,66,68,331</u>
	(c) Other Accounts	
8011	Insurance and Pension Funds	
	105 State Government Insurance Fund	Cr. <u>22,99,69,502</u>
	Total-'8011' Insurance and Pension Funds	Cr. <u>22,99,69,502</u>
	Total-(c) Other Accounts	Cr. <u>22,99,69,502</u>
	Total-I. Small Savings, Provident Funds etc.	Cr. <u>2,20,66,37,833</u>
J.	Reserve Funds-	
	(b) Reserve Fund not bearing interest	
8235	General and Other Reserve Funds	
200	Others Funds	...
800	Other Reserve Funds	Cr. <u>3,41,79,658</u>
	Total-'8235' General and Other Reserve Funds	Cr. <u>3,41,79,658</u>
	Total-(b) Reserve Fund not bearing interest	Cr. <u>3,41,79,658</u>
	Total-J. Reserve Funds	Cr. <u>3,41,79,658</u>
K.	Deposit and Advances	
	(a) Deposits bearing interest	
8336	Civil Deposits	
800	Other Deposits	Cr. 4,88,325
	Total-'8336' Civil Deposits	Cr. 4,88,325
8342	Other Deposits	
	120 Miscellaneous Deposits	Cr. <u>4,84,70,256</u>
	Total-'8342' Other Deposits	Cr. <u>4,84,70,256</u>
	Total-(a) Deposit bearing Interest	Cr. <u>4,89,58,581</u>

NO. 15-Contd.

Receipts Rs. (3)	Disbursements Rs. (4)		Closing Balance Rs. (5)
...	...	Cr.	10,00,000
...	...	Cr.	10,00,000
...	...	Cr.	10,00,000
<u>54,33,86,832</u>	<u>25,98,64,270</u>	Cr.	<u>2,26,01,90,893</u>
<u>54,33,86,832</u>	<u>25,98,64,270</u>	Cr.	<u>2,26,01,90,893</u>
<u>54,33,86,832</u>	<u>25,98,64,270</u>	Cr.	<u>2,26,01,90,893</u>
<u>4,95,87,727</u>	<u>1,06,96,970</u>	Cr.	<u>26,88,60,259</u>
<u>4,95,87,727</u>	<u>1,06,96,970</u>	Cr.	<u>26,88,60,259</u>
<u>4,95,87,727</u>	<u>1,06,96,970</u>	Cr.	<u>26,88,60,259</u>
<u>59,29,74,559</u>	<u>27,05,61,240</u>	Cr.	<u>2,52,90,51,152</u>
...	64,19,297	Dr.	64,19,297
<u>2,19,86,000</u>	...	Cr.	<u>5,61,65,658</u>
<u>2,19,86,000</u>	<u>64,19,297</u>	Cr.	<u>4,97,46,361</u>
<u>2,19,86,000</u>	<u>64,19,297</u>	Cr.	<u>4,97,46,361</u>
<u>2,19,86,000</u>	<u>64,19,297</u>	Cr.	<u>4,97,46,361</u>
...	...	Cr.	4,88,325
...	...	Cr.	4,88,325
...	<u>1,49,58,000</u>	Cr.	<u>3,35,12,256</u>
...	<u>1,49,58,000</u>	Cr.	<u>3,35,12,256</u>
...	<u>1,49,58,000</u>	Cr.	<u>3,40,00,581</u>

STATEMENT

Head of Account		Opening Balance
(1)		Rs. (2)
Part-III Public Account-Contd.		
K.	Deposits and Advances-Concl'd.	
	(b) Deposits not bearing interest	
8443	Civil Deposits	
101	Revenue Deposits	Cr. 81,20,40,904
103	Security Deposits	Cr. 2,55,32,201
104	Civil Court Deposits	Cr. 81,356
106	Personal Deposits	Cr. 2,804
108	Public Works Deposits	Dr. 7,34,19,453 (a)
111	Other Departmental Deposits	Cr. 14,19,39,601
112	Deposits for purchase etc. in India	Cr. 500
113	Deposits for purchase etc. abroad	Cr. 13,763
117	Private Works Department	Cr. ...
120	Deposits of Autonomous, District and Regional Fund (Assam, Meghalaya & Mizoram)	Cr. 3,30,43,427
121	Deposits in connection with Elections	Cr. ...
800	Other Deposits	Cr. <u>1,91,988</u>
	Total-'8443' Civil Deposits	Cr. <u>93,94,27,091</u>
8449	Other Deposits	
105	Deposits of Market Loans	Cr. <u>83,030</u>
	Total-'8449' Other Deposits	Cr. <u>83,030</u>
	Total-(b) Deposit not bearing interest	Cr. <u>93,95,10,121</u>
	(c) Advances	
8550	Civil Deposits	
101	Forest Advances	Dr. 73,40,098
104	Other Advances	Dr. <u>1,32,71,654</u>
	Total-'8550' Civil Advances	Dr. <u>2,06,11,752</u>
	Total-(c) Advances	Dr. <u>2,06,11,752</u>
	Total-K. Deposits and Advances	Cr. <u>96,78,56,950</u>

NO. 15-Contd.

Receipts Rs. (3)	Disbursements Rs. (4)		Closing Balance Rs. (5)
6,85,52,904	...	Cr.	88,05,93,808
12,68,320	2,150	Cr.	2,67,98,371
85	...	Cr.	81,441
...	...	Cr.	2,804
19,84,45,087	16,18,21,011	Dr.	3,67,95,377 (a)
49,17,57,387	21,20,72,649	Cr.	42,16,24,339
...	...	Cr.	500
...	...	Cr.	13,763
36,43,678	...	Cr.	36,43,678
41,45,00,151	41,28,37,517	Cr.	3,47,06,061
10,050	...	Cr.	10,050
46,18,45,886	11,07,388	Cr.	46,09,30,486
<u>1,64,00,23,548</u>	<u>78,78,40,715</u>	Cr.	<u>1,79,16,09,924</u>
...	...	Cr.	83,030
...	...	Cr.	83,030
<u>1,64,00,23,548</u>	<u>78,78,40,715</u>	Cr.	<u>1,79,16,92,954</u>
9,26,89,782	9,27,08,064	Dr.	73,58,380
...	...	Dr.	1,32,71,654
<u>9,26,89,782</u>	<u>9,27,08,064</u>	Dr.	<u>2,06,30,034</u>
<u>9,26,89,782</u>	<u>9,27,08,064</u>	Dr.	<u>2,06,30,034</u>
<u>1,73,27,13,330</u>	<u>89,55,06,779</u>	Cr.	<u>1,80,50,63,501</u>

(a) The balance has come down to some extent and is expected to be resolved in the accounts for the year (2000-2001).

STATEMENT

Head of Account (1)		Opening Balance Rs. (2)
Part-III Public Account-Contd.		
L. Suspense and Miscellaneous (b) Suspense		
8658 Suspense Account		
101 Pay and Accounts Office Suspense	Dr.	1,85,22,479
102 Suspense Account (Civil)	Dr.	7,64,70,843
107 Cash Settlement Suspense	Dr.	5,22,44,696
109 Reserve Bank Suspense (Headquarters)	Dr.	6,00,58,336
110 Reserve Bank Suspense - Central Accounts Office	Cr.	10,93,73,629
111 Departmental Adjusting Account		...
112 Tax Deducted at Sources Suspense	Dr.	93,419
113 Provident Fund Suspense	Dr.	3,30,000
123 AIS Officers Group Insurance Scheme	Dr.	...
Total-'8658' Suspense Account	Dr.	<u>9,83,46,144</u>
Total-(b) Suspense	Dr.	<u>9,83,46,144</u>
(c) Other Accounts		
8671 Departmental Balances		
101 Civil	Dr.	<u>76,07,585</u>
Total-'8671' Departmental Balances	Dr.	<u>76,07,585</u>
8673 Cash Balance Investment Account		
101 Cash Balance Investment Account		...
Total-'8673' Cash Balance Investment Account		...
Total-(c) Other Accounts	Dr.	<u>76,07,585</u>
(d) Accounts with Governments of Foreign Countries		
8679 Accounts with Governments of Other Countries		
103 Burma	Cr.	<u>4,76,868</u>
Total-'8679' Accounts with Government of other Countries	Cr.	<u>4,76,868</u>
Total-(d) Accounts with Government of Foreign Countries	Cr.	<u>4,76,868</u>
Total-L. Suspense and Miscellaneous	Dr.	<u>10,54,76,861</u>

NO. 15-Contd.

Receipts Rs. (3)	Disbursements Rs. (4)	Closing Balance Rs. (5)
43,51,397	5,67,81,244	Dr. 7,09,52,326
4,71,111	45,91,760	Dr. 8,05,91,492
2,38,925	11,30,136	Dr. 5,31,35,907
87,75,011	(-) 5,43,108 (a)	Dr. 5,07,40,217
(-) 3,57,39,647 (a)	55,05,23,776	Dr. 47,68,89,794
...	...	Dr. ...
(-) 1,28,556 (a)	26,971	Dr. 2,48,946
...	1,95,000	Dr. 5,25,000
480	...	Cr. 480
<u>(-) 2,20,31,279 (a)</u>	<u>61,27,05,779</u>	<u>Dr. 73,30,83,202</u>
<u>(-) 2,20,31,279 (a)</u>	<u>61,27,05,779</u>	<u>Dr. 73,30,83,202</u>
<u>8,02,13,925</u>	<u>7,89,75,786</u>	<u>Dr. 63,69,446</u>
<u>8,02,13,925</u>	<u>7,89,75,786</u>	<u>Dr. 63,69,446</u>
<u>1,22,77,00,000</u>	<u>1,22,77,00,000</u>	<u>Dr. ...</u>
<u>1,22,77,00,000</u>	<u>1,22,77,00,000</u>	<u>Dr. ...</u>
<u>1,30,79,13,925</u>	<u>1,30,66,75,786</u>	<u>Dr. 63,69,446</u>
...	43,745	Cr. 4,33,123
...	43,745	Cr. 4,33,123
...	43,745	Cr. 4,33,123
<u>1,28,58,82,646</u>	<u>1,91,94,25,310</u>	<u>Dr. 73,90,19,525</u>

(a) Minus figures are due to adjustment of earlier years outstanding balances.

STATEMENT

Head of Account		Opening Balance Rs. (2)
(1)		
Part-III Public Account-Contd.		
M. Remittances		
(a) Money Orders and Other Remittances		
8782 Cash Remittance and adjustments between officers rendering accounts to the same Accounts Officer		
102 Public Works Remittances	Dr.	1,48,86,42,366
103 Forest Remittance	Dr.	<u>17,98,00,656</u>
Total-'8782' Cash Remittances and Adjustments between Officers rendering accounts to the same Accounts Officer	Dr.	<u>1,66,84,43,022</u>
Total-(a) Money Orders and Other Remittances	Dr.	<u>1,66,84,43,022</u>
(b) Inter Government Adjustment Account		
8786 Adjusting Account between Central & State Total-'8786'	Cr. Cr.	<u>24,53,236</u> <u>24,53,236</u>
8793 Inter-State Suspense Account		
Gujarat	Dr.	25,608
Orissa	Dr.	8,850
Assam	Dr.	3,29,177
Manipur	Dr.	18,270
Himachal Pradesh	Dr.	5,988
Nagaland	Dr.	52,219
West Bengal	Dr.	7,209
Meghalaya	Cr.	2,635
Maharastra	Dr.	35,826
Arunachal Pradesh	Dr.	43,354
Punjab	Dr.	1,924
Tripura	Dr.	5,514
Bihar	Dr.	<u>17,429</u>
Total-'8793'-Inter State Suspense Account	Dr.	<u>5,48,733</u>
Total-(b) Inter Government Adjustment Account	Cr.	<u>19,04,503</u>
Total-M. Remittances	Dr.	<u>1,66,65,38,519</u>
Total-Part III Public Account	Cr.	<u>1,43,66,59,061</u>

NO. 15-Contd.

Receipts Rs. (3)	Disbursements Rs. (4)	Closing Balance Rs. (5)
2,64,10,88,407	2,67,81,13,109	Dr. 1,52,56,67,068
<u>28,46,71,169</u>	<u>32,99,46,208</u>	Dr. 22,50,75,695
<u>2,92,57,59,576</u>	<u>3,00,80,59,317</u>	Dr. 1,75,07,42,763
<u>2,92,57,59,576</u>	<u>3,00,80,59,317</u>	Dr. 1,75,07,42,763
...	...	Cr. 24,53,236
...	...	Cr. 24,53,236
...	(-) 15,165 (a)	Dr. 10,443
...	3,350	Dr. 12,200
...	835,606	Dr. 11,64,783
...	80,400	Dr. 98,670
...	4,308	Dr. 10,296
...	1,66,701	Dr. 2,18,920
...	9,155	Dr. 16,364
...	2,44,062	Dr. 2,41,427
...	74,781	Dr. 1,10,607
...	68,776	Dr. 1,12,130
...	12,058	Dr. 13,982
...	1,748	Dr. 7,262
...	53,517	Dr. 70,946
...	15,39,297	Dr. 20,88,030
...	15,39,297	Cr. 3,65,206
<u>2,92,57,59,576</u>	<u>3,00,95,98,614</u>	Dr. 1,75,03,77,557
<u>6,55,93,16,111</u>	<u>6,10,15,11,240</u>	Cr. 1,89,44,63,932

(a) Minus figures are due to adjustment of earlier years outstanding balances.

STATEMENT

Head of Account	Opening Balance
(1)	Rs.
Total-Part-I, II and III	(2)
N. Cash Balance	...
8999 Cash Balance	
Opening Balance	
Closing Balance	
Total-N. Cash Balance	
GRAND TOTAL	

NO. 15-Concl'd.

Receipts Rs. (3)	Disbursements Rs. (4)	Closing Balance Rs. (5)
23,90,01,61,187	23,37,36,61,411	...
<u>(-) 1,90,39,71,093</u>
...	<u>(-) 1,37,74,71,317 (a)</u>	...
<u>(-) 1,90,39,71,093</u>	<u>(-) 1,37,74,71,317 (a)</u>	...
<u>21,99,61,90,094</u>	<u>21,99,61,90,094</u>	...

(a) Please see foot note at Page 38 of Statement No. 6

STATEMENT NO. 16 - STATEMENT OF DEBT AND OTHER INTEREST

		Balance on 1 st April 1999 Rs.
E.	Public Debt	
6003	<u>Internal Debt of the State Government</u>	
101	Market Loans bearing interest 13.5% Mizoram State Development Loan 2003	15,00,00,000
	Market Loan bearing interest 14% Mizoram State Development Loan 2005	15,00,00,000
	Market Loan bearing interest 13.85% Mizoram State Development Loan 2006	14,57,00,000
	Market Loan bearing interest 13.75% Mizoram State Development Loan 2007	1,50,00,000
	Market Loan bearing interest 13.05% Mizoram State Development Loan 2007	18,15,00,000
	Market Loan bearing interest 12.15% Mizoram State Development Loan 2008	15,00,00,000
	Market Loan bearing interest 12.50% Mizoram State Development Loan 2008	14,97,00,000
	Market Loan bearing interest 12.25% Mizoram State Development Loan 2009	...
	Market Loan bearing interest 11.85% Mizoram State Development Loan 2009	...
103	Loans from Life Insurance Corporation of India	44,37,78,405
104	Loans from General Insurance Corporation of India	23,73,236
105	Loans from NABARD	2,37,17,400
108	Loans from National Co-operative Development Corporation	5,91,76,859
109	Loans from other Institutions	66,79,14,365
110	Ways and Means Advances from Reserve Bank of India	82,97,98,447
800	Other Loans	<u>19,19,63,982</u>
	Total-6003	<u>3,16,06,22,694</u>
6004	<u>Loans and Advances from the Central Government</u>	
01	Non-Plan Loans-	
101	Loans to cover gap in resources	34,05,74,943
102	Share of Small Savings Collections	27,32,28,524
201	House Building Advance	1,19,23,515
800	Other Loans	<u>1,64,76,800</u>
	Total-'01'	<u>64,22,03,782</u>

BEARING OBLIGATIONS OF GOVERNMENT

Additions During the year	Discharges during the year	Balance on 31st March, 2000
Rs.	Rs.	Rs.
...	...	15,00,00,000
...	...	15,00,00,000
...	...	14,57,00,000
...	...	1,50,00,000
...	...	18,15,00,000
...	...	15,00,00,000
...	...	14,97,00,000
20,00,00,000	...	20,00,00,000
14,97,00,000	...	14,97,00,000
40,98,14,342	56,06,000	84,79,86,747
...	...	23,73,236
9,07,62,000	...	11,44,79,400
1,13,99,200	92,78,300	6,12,97,759
5,67,28,828	6,07,57,102	66,38,86,091
5,21,95,72,254	5,78,79,66,012	26,14,04,689
...	...	19,19,63,982
<u>6,13,79,76,624</u>	<u>5,86,36,07,414</u>	<u>3,43,49,91,904</u>
...	...	34,05,74,943
7,16,76,742	1,51,96,250	32,97,09,016
4,00,000	90,100	1,22,33,415
86,69,250	60,53,430	1,90,92,620
<u>8,07,45,992</u>	<u>2,13,39,780</u>	<u>70,16,09,994</u>

STATEMENT

Balance on 1st
April 1999
Rs.

E.	Public Debt-Contd.	
6004	<u>Loans and Advances from the Central Government-Contd.</u>	
02	Loans for State Plan Schemes -	
101	Block Loans	1,99,04,70,009
104	State Plan Loan Consolidated in terms of the 9 th Finance Commission	6,30,72,000
800	Other Loans	<u>68,49,000</u>
	Total-'02'	<u>2,06,03,91,009</u>
03	Loans for Central Plan Schemes-	
101	Schemes for NEC	1,74,94,229
321	Village and Small Industries	1,50,000
800	Other Loans	<u>1,01,83,500</u>
	Total-'03'	<u>2,78,27,729</u>
04	Loans for Centrally Sponsored Plan Schemes	
	Co-operative Loans for Women	...
	Education, Art and Culture - Other Loans	5,000
	Central Assistance for State Plan Schemes	20,12,042
	Village and Small Industries	18,08,847
	Loans for Urban Consumer Cooperatives	8,98,189
	Road and Bridges of Inter State Road Development	3,79,58,690
	Minor Irrigation and Soil Conservations Scheme	22,900
	Integrated Soil and Water Conservation Scheme	27,38,764
	Special Scheme for SC/ST	...
	District Industrial Centre	15,610
	Housing and Urban Development	51,72,875
	Other Loans	<u>4,24,17,918</u>
	Total-'04'	<u>9,30,59,835</u>
05	Loans for Special Schemes -	
101	Schemes for North-Eastern Council	<u>9,76,12,631</u>
	Total-'05'	<u>9,76,12,631</u>

NO. 16 - Contd.

Additions During the year	Discharges during the year	Balance on 31st March, 2000
Rs.	Rs.	Rs.
36,76,11,000	5,93,92,346	2,29,86,88,663
...	1,05,12,000	5,25,60,000
...	...	68,49,000
<u>36,76,11,000</u>	<u>6,99,04,346</u>	<u>2,35,80,97,663</u>
...	...	1,74,94,229
...	...	1,50,000
...	...	1,01,83,500
...	...	<u>2,78,27,729</u>
28,50,000	...	28,50,000
...	...	5,000
...	...	20,21,042
...	3,32,413	14,76,434
...	...	8,98,189
2,08,00,000	7,74,000	5,79,84,690
1,15,00,000	...	1,15,22,900
...	6,00,294	21,38,470
6,17,300	...	6,17,300
...	...	15,610
12,00,000	5,37,500	58,35,375
...	55,93,783	3,68,24,135
<u>3,69,67,300</u>	<u>78,37,990</u>	<u>12,21,89,145</u>
<u>1,59,98,000</u>	<u>50,94,910</u>	<u>10,85,18,749</u>
<u>1,59,98,000</u>	<u>50,94,910</u>	<u>10,85,18,749</u>

STATEMENT NO.

		Balance on 1 st April 1999 Rs.
E.	Public Debt-Concl'd.	
6004	<u>Loand and Advances from the Central Government-Concl'd.</u>	
06	Ways and Means Advances-	
102	Ways and Means Advances towards expenditure on upgradation of standard of Administration	88,00,000
800	Other Ways and Means Advances	<u>30,53,00,000</u>
	Total-'06'	<u>31,41,00,000</u>
	Total-'6004'	<u>3,23,51,94,986</u>
	Total-E. Public Debt	<u>6,39,58,17,680</u>
	I. Small Savings, Provident Funds-	
	(b) Provident Funds-	
8009	State Provident Funds	
01	Civil	
101	General Provident Funds	<u>1,97,66,68,331</u>
	Total-'01'	<u>1,97,66,68,331</u>
	Total-'8009'	<u>1,97,66,68,331</u>
	Total-(b) Provident Funds	<u>1,97,66,68,331</u>
	(c) Other Accounts-	
8011	Insurance and Pension Funds	
105	State Government Insurance Fund	<u>22,99,69,502</u>
	Total-'8011'	<u>22,99,69,502</u>
	Total-(c) Other Accounts	<u>22,99,69,502</u>
	Total-I. Small. Savings, Provident Fund etc.	<u>2,20,66,37,833</u>
	GRAND TOTAL	<u>8,60,24,55,513</u>

NO. 16 - Concl'd.

Additions During the year	Discharges during the year	Balance on 31st March, 2000
Rs.	Rs.	Rs.
...	...	88,00,000
<u>2,00,00,00,000</u>	<u>46,44,00,000</u>	<u>1,84,09,00,000</u>
<u>2,00,00,00,000</u>	<u>46,44,00,000</u>	<u>1,84,97,00,000</u>
<u>2,50,13,22,292</u>	<u>56,85,77,026 (a)</u>	<u>5,16,79,40,252</u>
<u>8,63,92,98,916</u>	<u>6,43,21,84,440</u>	<u>8,60,29,32,156</u>
<u>54,33,86,832</u>	<u>25,98,64,270</u>	<u>2,26,01,90,893</u>
<u>54,33,86,832</u>	<u>25,98,64,270</u>	<u>2,26,01,90,893</u>
<u>54,33,86,832</u>	<u>25,98,64,270</u>	<u>2,26,01,90,893</u>
<u>54,33,86,832</u>	<u>25,98,64,270</u>	<u>2,26,01,90,893</u>
<u>4,95,87,727</u>	<u>1,06,96,970</u>	<u>26,88,60,259</u>
<u>4,95,87,727</u>	<u>1,06,96,970</u>	<u>26,88,60,259</u>
<u>4,95,87,727</u>	<u>1,06,96,970</u>	<u>26,88,60,259</u>
<u>59,29,74,559</u>	<u>27,05,61,240</u>	<u>2,52,90,51,152</u>
<u>9,23,22,73,475</u>	<u>6,70,27,45,680</u>	<u>11,13,19,83,308</u>

(a) The amount of Rs. 56,85,77,026 shown as repayment of Government of India loans during the year includes Rs. 28,95,845 being the amount of Government of India Loan written off for the year 1999-2000 as per recommendation of the 10th Finance Commission.

STATEMENT NO. 17 - DETAILED STATEMENT OF

Head of Account	Balance as on 1 st April, 1999	Amount Advanced during the year
	Rs.	Rs.
6216 Loans for Housing		
02 Urban Housing		
190 Loans to Public Sector and Other Undertakings	40,11,81,464	4,02,00,000
201 Loans for Housing Board	12,78,89,924	36,96,00,000
800 Other Loans	<u>1,41,48,101</u>	...
Total-'02'	<u>54,32,19,489</u>	<u>40,98,00,000</u>
03 Rural Housing		
190 Loans to Public Sector and Other Undertakings	4,18,90,000	...
201 Loans for Housing	24,53,86,000	...
800 Other Loans	<u>17,40,000</u>	...
Total-'03'	<u>28,90,16,000</u>	...
80 General		
800 Other Loans	<u>10,90,64,201</u>	...
Total-'80'	<u>10,90,64,201</u>	...
Total-'6216'-Loans for Housing	<u>94,12,99,690</u>	<u>40,98,00,000</u>
6217 Loans for Urban Development		
60 Other Urban Development Schemes		
800 Other Loans	<u>1,29,60,994</u>	...
Total-'60'	<u>1,29,60,994</u>	...
Total-'6217'-Loans for Urban Development	<u>1,29,60,994</u>	...

LOANS AND ADVANCES MADE BY GOVERNMENT

Total	Amount Repaid during the year	Balance on 31 st March, 2000	Interest received and credited to revenue
Rs.	Rs.	Rs.	Rs.
44,13,81,464	2,96,94,771	41,16,86,693	...
49,74,89,924	63,18,426	49,11,71,498	...
1,41,48,101	...	1,41,48,101	...
<u>95,30,19,489</u>	<u>3,60,13,197</u>	<u>91,70,06,292</u>	<u>...</u>
4,18,90,000	...	4,18,90,000	...
24,53,86,000	...	24,53,86,000	23,80,408
17,40,000	...	17,40,000	4,77,951
<u>28,90,16,000</u>	<u>...</u>	<u>28,90,16,000</u>	<u>28,58,359</u>
10,90,64,201	...	10,90,64,201	...
<u>10,90,64,201</u>	<u>...</u>	<u>10,90,64,201</u>	<u>...</u>
<u>1,35,10,99,690</u>	<u>3,60,13,197</u>	<u>1,31,50,86,493</u>	<u>28,58,359</u>
1,29,60,994	81,050	1,28,79,944	42,415
<u>1,29,60,994</u>	<u>81,050</u>	<u>1,28,79,944</u>	<u>42,415</u>
<u>1,29,60,994</u>	<u>81,050</u>	<u>1,28,79,944</u>	<u>42,415</u>

STATEMENT

Head of Account	Balance as on 1 st April, 1999	Amount Advanced during the year
	Rs.	Rs.
F. Loans and Advances-Contd.		
6235 Loans for Social Security and Welfare		
01 Rehabilitation -		
202 Other Rehabilitation Schemes	1,12,86,684	...
Total-'01'	1,12,86,684	...
Total-'6235'-Loans for Social Security and Welfare	1,12,86,684	...
6401 Loan for Crop Husbandry		
800 Other Loan	(-) 18,119 (a)	...
Total-'6401'-Loan for Crop Husbandry	(-) 18,119 (a)	...
6403 Loans for Animal Husbandry		
800 Other Loans	20,20,905	...
Total-'6403'-Loans for Animal Husbandry	20,20,905	...
6425 Loans for Co-operation		
106 Loans for multipurpose Rural Co-operation	61,58,450	...
108 Loans to Other Co-operatives	4,99,33,188	91,11,200
109 Loans to Public Sector and Other Undertakings	99,44,216	...
Total-'6425'-Loans for Co-operation	6,60,35,854	91,11,200
6435 Loans for Agricultural Programmes		
01 Market and Quality Control	3,40,00,000	...
101 Marketing Facilities		
800 Other Loans	3,82,81,608	...
Total-'01'	7,22,81,608	...
Total-'6435'-Loans for Agricultural Programmes	7,22,81,608	...
6851 Loans for Village and Small Industries		
102 Small Scale Industries	2,38,14,389	...
103 Handloom Industries	20,00,000	7,50,000

(a) Reasons for minus balance is under investigation.

NO.17 - Contd.

Total	Amount Repaid during the year	Balance on 31 st March,2000	Interest received and credited to revenue
Rs.	Rs.	Rs.	Rs.
1,12,86,684	...	1,12,86,684	...
<u>1,12,86,684</u>	...	<u>1,12,86,684</u>	...
1,12,86,684	...	1,12,86,684	...
<u>(-) 18,119 (a)</u>	...	<u>(-) 18,119 (a)</u>	...
<u>(-) 18,119 (a)</u>	...	<u>(-) 18,119 (a)</u>	...
<u>20,20,905</u>	...	<u>20,20,905</u>	...
<u>20,20,905</u>	...	<u>20,20,905</u>	...
61,58,460	...	61,58,460	...
5,90,44,388	18,32,161	5,72,12,227	18,95,042
<u>99,44,216</u>	...	<u>99,44,216</u>	...
<u>7,51,47,054</u>	<u>18,32,161</u>	<u>7,33,14,893</u>	<u>18,95,042</u>
3,40,00,000	...	3,40,00,000	...
<u>3,82,81,608</u>	...	<u>3,82,81,608</u>	...
<u>7,22,81,608</u>	...	<u>7,22,81,608</u>	...
<u>7,22,81,608</u>	...	<u>7,22,81,608</u>	...
2,38,14,389	3,40,188	2,34,74,201	...
27,50,000	...	27,50,000	...

(a) Reasons for minus balance is under investigation.

STATEMENT

Head of Account	Balance as on	Amount Advanced
	1st April, 1999	during the year
	Rs.	Rs.
F. Loans and Advances-Concl'd.		
6851 Loans for Village and Small Industries-Concl'd.		
109 Composite Village and Small Industries Co-operatives	55,74,513	...
200 Other Village Industries	<u>25,93,351</u>	...
Total-'6851'-Loans for Village and Small Industries	<u>3,39,82,253</u>	<u>7,50,000</u>
6875 Loan for Other Industries		
60 Other Industries		
190 Loans to Public Sector and Other Industries	<u>2,25,00,000</u>	...
Total-'60'	<u>2,25,00,000</u>	...
Total-'6875' Loan for Other Industries	<u>2,25,00,000</u>	...
7055 Loans for Road Transport		
800 Other Loans	<u>2,00,894</u>	...
Total-'7055'- Loans for Road Transport	<u>2,00,894</u>	...
7610 Loans to Government Servants etc.		
201 House Building Advance	37,27,57,563	10,00,855
202 Advance for purchase of Motor Conveyance	3,18,23,211	...
203 Advance for purchase of Other Conveyance
800 Other Advances	<u>39,77,160</u>	...
Total-'7610'-Loans to Government Servants etc.	<u>40,85,57,934</u>	<u>10,00,855</u>
7615 Miscellaneous Loans		
200 Miscellaneous Loans	<u>3,97,48,224</u>	<u>27,50,000</u>
Total-'7615'-Miscellaneous Loans	<u>3,97,48,224</u>	<u>27,50,000</u>
Total-'F.'-Loans and Advances	<u>1,61,08,56,921</u>	<u>42,34,12,055</u>

The details of Loans and Advances for Plan purposes are given below :-

Head of Account	Amount (Rs.)
6216 Loans for Housing	40,98,00,000
6425 Loans for Co-operation	91,11,200
6851 Loans for Village and Small Industries	<u>7,50,000</u>
Total :	<u>41,96,61,200</u>

NO.17 - Concl.

Total	Amount Repaid during the year	Balance on 31 st March,2000	Interest received and credited to revenue
Rs.	Rs.	Rs.	Rs.
55,74,513	...	55,74,513	...
<u>25,93,351</u>	...	<u>25,93,351</u>	<u>1,01,511</u>
<u>3,47,32,253</u>	<u>3,40,188</u>	<u>3,43,92,065</u>	<u>1,01,511</u>
<u>2,25,00,000</u>	...	<u>2,25,00,000</u>	...
<u>2,25,00,000</u>	...	<u>2,25,00,000</u>	...
<u>2,25,00,000</u>	...	<u>2,25,00,000</u>	...
<u>2,00,894</u>	...	<u>2,00,894</u>	...
<u>2,00,894</u>	...	<u>2,00,894</u>	...
37,37,58,418	5,02,85,605	32,34,72,813	17,91,527
3,18,23,211	28,24,778	2,89,98,433	28,204
...	4,500	(-) 4,500 (b)	...
<u>39,77,160</u>	...	<u>39,77,160</u>	...
<u>40,95,58,789</u>	<u>5,31,14,883</u>	<u>35,64,43,906</u>	<u>18,19,731</u>
<u>4,24,98,224</u>	<u>17,53,088</u>	<u>4,07,45,136</u>	...
<u>4,24,98,224</u>	<u>17,53,088</u>	<u>4,07,45,136</u>	...
<u>2,03,42,68,976</u>	<u>9,31,34,567</u>	<u>1,94,11,34,409</u>	<u>69,73,886 (a)</u>

(a) Major/Minor headwise break-up of Rs. 2,56,828 could not be supplied by the Government (July,2000).

(b) Reasons for minus balance is under investigation.

A P P E
PARTICULARS OF INVESTMENTS AT THE END

(Reference: Explanatory Note

		Number of concerns	Investment to the end of 1997-98	Dividend interest received during the year	Number of concerns
		1	2	3	1
(In lakhs of rupees)					
1.	Government Companies	2	144.60	...	2
2.	Co-operation	423	763.85	...	423
TOTAL		425	908.45	...	425

NDIX - I
OF THREE YEARS ENDING MARCH 2000

below Statement No. 2)

Investment to the end of 1998-99	Dividend/ Interest received	Number of concerns	Investment to the end of 1999-2000	Dividend/ interest received during the year
2	3	1	2	3
(In lakhs of rupees)			(In lakhs of rupees)	
144.60	...	2	144.60	...
829.60	...	423	953.25	...
974.20	...	425	1097.85	...

A P P E

STATEMENT OF COMMITMENTS/LIST OF INCOMPLETE

Sl. No.	Name of Project	Sanction Order No.	Estimated Cost (in lakhs)
1	2	3	4
1.	Thermal Generation, Bairabi	N.A.	77,00.00
2.	Construction of 132 KV line from Tuirial to Kolasib	N.A.	4,46.00
3.	132 KV S/C line from Bairabi to Aizawl	B.24032/1/99-P&E Dated 31.3.2000	6,00.70
4.	Construction of 132 KV S/S at Kolasib (Bawktlang)	B.25011/1/99-P&E Dated 31.3.2000	9,27.26
5.	Augmentation of 132 KV S/S, Zemabawk Upper	B. 24032/1/93-P&E/Pt Dated 31.3.2000	2,55.55
6.	Construction of 132 KV S/C line from Saitual Darlawn (50 KMs)	B.24032/93-P&E/Pt/71 Dated 8.3.1995	5,00.50
7.	Upgradation of 66 KV S/S at Saitual	B.24032/1/93-P&E Dated 31.3.2000	5,40.88
8.	Construction of 132KV S/C line from Khawzawl to Ngopa (60 KMs)	B. 24032/93-P&E/Pt/71 Dated 8.3.1995	6,00.70
9.	Construction of 132 KV S/C line from Khawzawl to E. Lungdar(50 KMs)	B. 24032/93-P&E/Pt/7 Date 8.3.1995	5,00.50
10.	Construction of 132 KV S/C line from Khawzawl to Champhai 925 KMs	B. 24032/1/99-P&E Dated 31.3.2000	2,75.00
11.	Tuipang to Lawngtlai 32 KV S/C line (40 KMs)	B. 24032/1/99-P&E Dated 31.3.2000	4,86.68
12.	Lamsial Mini-Hydel Project	B. 18045/1/93-P&E Dated 24.5.1994	4,45.00
13.	Construction of Indoor S/S Office and quarter at Power House imples, Aizawl	B.33021/15/99 Dated 28.8.99	1,51.90
14.	Integrated Scheme at Mamit	N.A.	2,75.00

NDIX - II
CAPITAL WORKS AT THE END OF MARCH, 2000-Contd.

Date of Commencement	Target date of Completion	Revised Cost (if any)	Expenditure upto March, 2000 (in lakhs)	Remarks
5	6	7	8	9
1999	2001	...	42.81	
1999	2004	...	7.08	
1999	2004	...	12.73	
1998	2003	...	18.48	
1999	2004	...	8.81	
1997	2003	...	127.71	
1999	2004	...	40.00	
1997	2003	...	132.51	
1997	2003	...	152.53	
1999	2004	...	2.00	
1999	2004	...	73.93	
1994	2002	...	98.57	
1999	2004	...	37.54	
1999	68.58	

STATEMENT OF COMMITMENTS/LIST OF INCOMPLETE

Sl. No.	Name of Project	Sanction Order No.	Estimated Cost (in lakhs)
1	2	3	4
15.	Integrated Scheme at Khawbung 'S'	N.A.	2,82.16
16.	Integrated Scheme at Khawkulh	N.A.	2,50.00
17.	Kau-Tlabung HEP	B. 18050/1/94-P&E Dated 6.3.98	25,19.00
18.	Tuipang Mini Hydel Project	B. 18036/1/92-P&E Dated 6.3.98	29,85.00
19.	Construction of approach road to Tlawng Ferry on Bairabi-Zamuang Road	B. 12020/198/95-PW/Pt-I Dated 25.3.1999	7.53
20.	Resurfacing of diversion portion of Kolasib-Bairabi Road	N.A.	33.61
21.	Permanent Works	B. 12020/159/99-PWC Dated 16.2.1995	4.48
22.	Resurfacing	B. 12020/159/99-PWC/Pt.I Dated 3.12.1999	5.50
23.	Construction of Culvert, SPT Bridge and Embankment	B. 12020/203/98-PWC Dated 2.11.1999	15.00
24.	Improvement of Kolasib Town Road (Resurfacing, Post pillar etc.)	B. 12020/16/97-PWC/Pt.III Dated 24.1.2000	9.98
25.	MBT of Lalkhawhluna's point to Pianruala's point	B. 12020/22/99-PWC Dated 8.3.2000	3.70
26.	Resurfacing of Kawnpui Town Road	B. 12020/22/96-PWC/Pt.I Dated 2.2.2000	1.00
27.	Construction of District Agriculture Officers Office Building at Kolasib	B. 12028/5/91-AGR/49 Dated 14.10.1999	46.14
28.	Construction of Bailey Bridges over R. Tiau on Champhai to Tiau Road	SH.12020/90/84/PWC/Pt/59 Dated 29.8.1995	125.00

NDIX - II
CAPITAL WORKS AT THE END OF MARCH, 2000-Contd.

Date of Commencement	Target date of Completion	Revised Cost (if any)	Expenditure upto March, 2000 (in lakhs)	Remarks
5	6	7	8	9
1999	50.00	
1999	58.55	
1994	2000	...	27,22.85	
1992	2000	...	30,81.83	
March, 1999	March, 2000	...	4.72	
March, 2000	March, 2001	...	6.94	
...	July, 2000	...	3.69	
February, 2000	July, 2000	...	4.42	
January, 2000	December, 2000	...	10.66	
January, 2000	May, 2000	...	7.74	
March, 2000	July, 2000	...	2.83	
March, 2000	May, 2000	...	0.91	
14.12.1999	14.06.2001	...	26.00	
March, 2000	...	192.26	125.08	

A P P E

STATEMENT OF COMMITMENTS/LIST OF INCOMPLETE

Sl. No.	Name of Project	Sanction Order No.	Estimated Cost (in lakhs)
1	2	3	4
29.	I/W of Champhai to Hmunhmeltha Road 0.03 Kmp.	B.11015/56/99-PWC Dated 6.3.2000	59.10
30.	Rehabilitation of Lunglei Tlawng Road	N.A.	57.75
31.	Extension and Restoration of Monsoon damaged bridge over River Sailungrek	C/NEC(AEC)-47/98/45 Dated 22.10.1998	38.90
32.	Restoration of flood 26.88 Monsoon damage of the bailey bridge over R. De.	NEC/T&C/approved/99-2000/ 38 Dated 24.11.1999	26.88
33.	Construction of Guard Barrack Sh. Sentry Post etc. at the residence of Ministers, Speakers, VIP etc. for 1999-2000	D. 11029/36/88-PWB/Pt-I Dated 23.8.1999	48.65
34.	Renovation & Furnishing of Raj Bhawan	D. 11029/36/88-PWB/Pt Dated 30.3.2000	25.02
35.	Construction of Guard Barrack etc. for New Ministers	D. 11029/43/88-PWB/Pt-II Date 28.3.2000	13.30
36.	Furnishing to the residence of New Ministers	D. 14018/38/99-PWB/Pt Dated 27.3.2000	7.50
37.	Furnishing to the residence of Ministers etc. for 1999-2000	D. 14018/38/99-PWB/Pt Dated 2.3.2000	24.02
38.	Construction of single lane Bailey Bridges over R. Langkaih in Mizoram Border on AMVK Road.	C/NEC(AEC)-47/90/Pt/41 Dated 12.10.1998	1,42.30

NDIX - II
CAPITAL WORKS AT THE END OF MARCH, 2000-Contd.

Date of Commencement	Target date of Completion	Revised Cost (if any)	Expenditure Upto March, 2000 (in lakhs)	Remarks
5	6	7	8	9
March, 2000	30.9.2000	...	30.25	
March, 2000	31.3.2001	...	13.93	Work is in Progress.
...	31.3.2000	...	36.58	Work is in Progress.
February, 2000	March, 2000	...	25.00	
September, 1999	June, 2000	...	46.89	
March, 2000	June, 2000	...	21.12	
March, 2000	June, 2000	...	11.74	
March, 2000	June, 2000	...	7.86	
March, 2000	June, 2000	...	16.36	
March, 1999	June, 1999	...	97.30	

A P P E

STATEMENT OF COMMITMENTS/LIST OF INCOMPLETE

Sl. No.	Name of Project	Sanction Order No.	Estimated Cost (in lakhs)
1	2	3	4
39.	Construction of Town Road from Vaivakawn to Chawnpui Road	N. A.	11.30
40.	Construction of approach Road to Bawngkawn High School Area	B. 12019/268/99-PWC Dated 31.3.2000	5.00
41.	Strengthening and Resurfacing of bad stretches (9-13&33-48)	U/S(T)PWD No. B.11015/ 8/95-PWC Dated 7.12.1999	24.87
42.	Strengthening and Resurfacing of KEL Road between (10-12 & 16-22)	B.12020/112/97-PWC Dated 8.3.2000	52.99
43.	Construction of Tourist Lodge at Vawmbuk (Main Building)	9&SC(24)/97 Dated 16.3.1998	30.18
44.	Construction of Tourist Lodge at Vawmbuk (Type I Building)	9&SC(24)/97 Dated 16.3.1998	2.03
45.	Construction of Auditorium	D.11028/78/93-PWB Dated 19.11.1994	6,62.85
46.	Construction of C.M.Bungalow	D.11029/67/94-PWB Dated 2.2.1995	40.00
47.	Construction of Finance Secretariat	D.11028/108/99-PWB Dated 31.3.1999	2,53.58
48.	Construction of Assembly Annexe	D.11028/9/88-PWB Dated 31.3.1999	4,30.44
49.	Directorate of Soil & Water Conservation Building	D.11028/101/96-PWB Dated 28.1.1997	1,45.48
50.	Construction of P.S. Qtr. At C.M. Bungalow	D.11029/71/99-PWB Dated 16.3.2000	13.31
51.	Construction of C.M. Secretariat	D.11029/71/99-PWB Dated 16.3.2000	2,64.57
52.	Approach Road to Govt. Complex at A. R. Area	D.11029/71/99-PWB Dated 16.3.2000	1,84.38

NDIX - II
CAPITAL WORKS AT THE END OF MARCH, 2000-Contd.

Date of Commencement	Target date of Completion	Revised Cost (if any)	Expenditure Upto March, 2000 (in lakhs)	Remarks
5	6	7	8	9
February, 2000	November, 2000	...	2.68	
...	November, 2000	Work not yet started
February, 2000	June,, 2000	...	23.29	
February, 2000	May, 2000	...	46.27	
August, 1999	March, 2000	...	5.78	
August, 1999	January, 2000	...	0.21	
March, 1995	December, 2002	...	3,36.12	
December, 1995	December, 2000	...	1,42.78	
...	77.80	Work not yet started.
...	87.48	
April, 2000	April, 2002	...	62.20	
July, 1999	May, 2000	...	8.23	
February, 2000	March, 2002	...	23.45	
February, 2000	12.42	

A P P E

STATEMENT OF COMMITMENTS/LIST OF INCOMPLETE

Sl. No.	Name of Project	Sanction Order No.	Estimated Cost (in lakhs)
1	2	3	4
53.	Construction of Ring Road Ph-I i/c Site preparation for Sectt. Complex and Raj Bhawan at Khatla	N. A.	...
54.	Construction of Govt. Qtr. Type-II 4 Units B-I 'B' at Laipuitlang	D. 11029/71/99-PWB Dated 16.3.2000	19.77
55.	Construction of Govt. Qtr. Type I 4 Units B-III at Laipuitlang	D. 11029/71/99-PWB Dated 16.3.2000	13.63
56.	Construction of Govt. Qtr. Type I 4 Units B-'A' at Laipuitlang	D. 11029/71/99-PWB Dated 16.3.2000	13.63
57.	Construction of Govt. Qtr. Type I 4 Units B-'B' at Laipuitlang	D. 11029/71/99-PWB Dated 16.3.2000	13.63
58.	SMBT of Lunglei to Buarpui Road Vawmbuk (Type I Building)	B. 12021/13/PWC Dated 28.3.2000	41.59
59.	I/W of PWD Main Road from Electric Veng to ITC at Hnahthial	B. 12021/24/84-PWC/Pt-I Dated 3.12.1999	3.00
60.	Construction of Sangau to Saisihchhuah Road Section -I	B. 12021/104/99-PWC Dated 23.2.2000	4.98
61.	Diversion of approach road to Lunglawn Grave Land	B. 12021/1/98-PWC/Pt-II Dated 11.12.1998	1.06
62.	Construction of SDO Qtr. 4 Units at Rahsiveng, Lunglei	D.11031/4/84-PWD Dated 30.3.1999	24.24
63.	Construction of PWD Staff Qtr. Type II 4 Units at Chanmari Lunglei	D.11031/8/84-PWD/Part Dated 26.3.1999	13.94
64.	Construction of J.E. Qtr. 4 Units at Rahsiveng, Lunglei	D.110319/3/84-PWD Dated 24.2.1999	19.53
65.	Construction of Combined EE & SDO Qtr. At Chanmari, Lunglei	D.11031/2/84-PWD Dated 26.3.1999	15.81
66.	Construction of Tourist Home at Lunglei	SPSW(37)96 Dated 15.11.1996	28.74

NDIX - II
CAPITAL WORKS AT THE END OF MARCH, 2000-Contd.

Date of Commencement	Target date of Completion	Revised Cost (if any)	Expenditure Upto March, 2000 (in lakhs)	Remarks
5	6	7	8	9
February, 2000	May, 2001	
...	3.00	Work not yet started.
...	2.00	Work not yet started.
...	2.00	Work not yet started.
...	2.00	Work not yet started.
January, 2000	March, 2001	...	2.75	
March, 2000	May, 2000	...	3.03	RE being prepared.
March, 2000	June, 2000	...	1.79	
February, 2000	March, 2000	...	0.73	
August, 1999	February, 2001	...	18.86	
August, 1999	February, 2001	...	9.00	
August, 1999	February, 2001	...	12.70	
August, 1999	February, 2001	...	11.59	
May, 1997	December, 1999	...	27.00	

APPE

STATEMENT OF COMMITMENTS/LIST OF INCOMPLETE

Sl. No.	Name of Project	Sanction Order No.	Estimated Cost (in lakhs)
1	2	3	4
67.	Construction of Boys and Girls Hostel at DIET Complex Melte, Lunglei	B.12019/42/93 EDU Dated 21.3.1996	67.61
68.	Construction of Mechanical Division Office with two Sub-Divisions-cum-Workshop at Lunglei	D.11030/29/96-PWB Dated 26.9.1996	39.40
69.	Construction of PHE Building at Pangzawl	D.28012/149/96-HFW Dated 5.3.1998	20.23
70.	Construction of Circuit House at Hnahthial Phase-I	D.13011/12/97-RD(BADP) Vol. V Dated 30.3.1998	12.45
71.	Construction of Bailey Bridge over R. Tiau and R. Tuingha on Champhai-Tiau Road	D.12020/90/84-PWC/Pt Dated 29.8.1995	125.00
72.	I/W of Champhai-Hmunhmeltha Road 0-3.00 Kmp.	B.11015/56/99-PWC Dated 6.3.2000	59.10
73.	Construction of PWD Field Laboratory at Lunglei	D.11030/5/84-PWB Dated 16.2.1999	3.98
74.	Installation and Commissioning of Air Ventilation equipment including blower, roof extractor exhaust fan etc.	N. A.	28.12
75.	P.A. System equipment for Terminal building at Lengpui	N. A.	3.50
76.	I/E to New CMs Bungalow at M.C. Donald Hill	N. A.	22.80
77.	Security Compound light at MC Donald Hill	N. A.	3.08
78.	Furnishing of New C.Ms Bungalow at M.C. Donald Hill	N. A.	28.66
79.	I/W to IV Grade Qtr. 8 Unit at M.C. Donald Hill	N. A.	2.46

NDIX - II
CAPITAL WORKS AT THE END OF MARCH, 2000-Contd.

Date of Commencement	Target date of Completion	Revised Cost (if any)	Expenditure Upto March, 2000 (in lakhs)	Remarks
5	6	7	8	9
March, 1997	December, 1999	...	44.69	
February, 1997	October, 1999	...	39.40	
December, 1998	March, 2000	...	9.89	
June, 1998	June, 1999	...	12.45	
March, 1996	...	192.26	1,25.08	Revised estimate yet to be sanctioned.
March, 2000	September, 2000	...	30.25	Work is in progress.
March, 2000	June, 2001	7.96	6.10	
June, 2000	December, 2000	
June, 2000	September, 2000	
December, 1999	October, 2000	...	13.05	
October, 1999	October, 2000	...	2.32	
June, 2000	November, 2000	...	25.00	
March, 2000	August, 2000	

A P P E
STATEMENT OF COMMITMENTS/LIST OF INCOMPLETE

Sl. No.	Name of Project	Sanction Order No.	Estimated Cost (in lakhs)
1	2	3	4
80.	I/W to P.S. to C.M. Quarter at Mc. Donald Hill	N. A.	2.03
81.	Installation of Security Compound light at Silchar Mizoram House Workshop at Lunglei	N. A.	3.51
82.	Renovation/Re-wiring of Mizoram House, Silchar	N. A.	7.30
83.	Supply of fitting & fixing Geysers, Refrigerator, Water Cooler	N. A.	1.80
84.	Construction of Saikuti Hall at Lunglei	G-21015/8/94-RD Dated 22.4.1994	5,29.60
85.	Lamzawl W/S/S Road 0-3.00 Kmp.	B.19012/135/84-PHE Dated 26.2.1999	12.87
86.	Reconstruction of one Reservoir at Company Lui	B.17013/2/90-PHE Dated 4.2.2000	12.00
87.	Lower Sakawrdai W/S/S (Imp)	B.19012/498/91-PHE	21.95
88.	Sawheng W/S/S/ building at Lengpui	B.19012/498/91-PHE Dated 27.10.2999	15.00
89.	Lunghun & Hreichuk (Aug.) W/S/S	B.19012/584/91-PHE Dated 27.10.2999	22.79
90.	Hmunpui (Aug.) W/S/S	B.19012/584/91-PHE Dated 4.10.1999	15.52
91.	Bawngva (Imp) W/S/S	B.19012/596/99-PHE Dated 7.3.2000	7.05
92.	Sihltlang W/S/S (Aug)	B.19012/588/99-PHE Dated 29.2.2000	6.40
93.	Procurement of Drilling Rig with Accessories	B.22012/4/96-PHE Dated 31.3.2000	43.20

NDIX - II
CAPITAL WORKS AT THE END OF MARCH, 2000-Contd.

Date of Commencement	Target date of Completion	Revised Cost (if any)	Expenditure Upto March, 2000 (in lakhs)	Remarks
5	6	7	8	9
March, 2000	September, 2000	
July, 2000	October, 2000	
July, 2000	December, 2000	
July, 2000	September, 2000	
March, 1995	September, 1997	8,82.43	4,83.63	
1999	2000-2001	...	12.31	
1999	2000-2001	...	10.00	
1999	2000-2001	...	15.28	
1999	2000-2001	...	10.00	
1999	2000-2001	...	15.00	
1999	2000-2001	...	9.99	
1999	2000-2001	
1999	2000-2001	
1999	2000-2001	...	10.80	

A P P E

STATEMENT OF COMMITMENTS/LIST OF INCOMPLETE

Sl. No.	Name of Project	Sanction Order No.	Estimated Cost (in lakhs)
1	2	3	4
94.	Chhiahtlang (Imp) W/S/S	B.19012/362/88-PHE Dated 26.10.1999	2,11.10
95.	New Samtlang W/S/S	B.19012/589/99-PHE Dated 1.11.1999	5.02
96.	Saihapui 'V' W/S/S	B.11011/37/88-PHE Dated 15.3.2000	9.30
97.	New Khawzawl W/S/S	B.19012/298/86-PHE	11.65
98.	Suarhlip W/S/S	B.19012/581/99-PHE Dated 21.10.1999	24.00
99.	Phainuam W/S/S	B.19012/245/84-PHE Dated 15.3.2000	4.65
100.	Buhban (Repl) W/S/S at Company Lui	B.19012/104/84-PHE Dated 7.1.2000	18.70
101.	Dalkawn W/S/S	B.22012/580/99-PHE Dated 22.3.2000	10.70
102.	Neihdawn (Aug.)W/S/S	B.19012/211/84-PHE Dated 4.10.1999	12.00
103.	Mualkawi (Aug.) W/S/S	B.19012/416/86-PHE Dated 4.10.1999	23.68
104.	Imp. Of Theiriat W/S/S	B.19012/145/84-PHE Dated 26.11.1999	10.51
105.	Imp. Of Zobawk W/S/S	B.19012/542/97-PHE Dated 4.1.2000	6.80
106.	Imp. Of Hauruang W/S/S	B.19012/73/84-PHE Dated 4.1.2000	4.80
107.	W/S to PHE Qtr. At Tlawng Lunglei	B.19012/14/97-PHE Dated 7.1.2000	5.60

NDIX - II
CAPITAL WORKS AT THE END OF MARCH, 2000-Contd.

Date of Commencement	Target date of Completion	Revised Cost (if any)	Expenditure Upto March, 2000 (in lakhs)	Remarks
5	6	7	8	9
1999	2000-2001	...	13.38	
1999	2000-2001	...	4.20	
1999	2000-2001	
1999	2000-2001	...	10.00	
1999	2000-2001	...	15.00	
1999	2000-2001	
1999	2000-2001	...	9.05	
1999	2000-2001	
1999	2000-2001	...	10.04	
1999	2000-2001	...	9.59	
1999	2000-2001	...	10.46	
1999	2000-2001	...	5.75	
1999	2000-2001	...	4.74	
1999	2000-2001	...	0.93	

A P P E

STATEMENT OF COMMITMENTS/LIST OF INCOMPLETE

Sl. No.	Name of Project	Sanction Order No.	Estimated Cost (in lakhs)
1	2	3	4
108.	Pangzawl (Aug) W/S/S	B.19012/79/84-PHE Dated 10.12.1999	27.36
109.	Darzo (Aug) W/S/S	B.19012/274/84-PHE	7.50
110.	New Mausem (Aug) W/S/S	B.19012/253/88-PHE Dated 8.12.1999	13.73
111.	New Dawn(Aug) W/S/S	B.19012/542/97-PHE Dated 4.1.1999	13.38
112.	Churlung (Aug) W/S/S	B.19012/542/97-PHE Dated 4.1.1999	16.00
113.	Jamersury (Aug) W/S/S	B.19012/592/99-PHE Dated	9.13
114.	Vartekkai W/S/S (Aug)	B.19012/570/99-PHE Dated 24.11.1999	9.86
115.	Sihtlangpui (Imp) W/S/S	B.19012/128/84-PHE Dated 24.11.1999	9.35
116.	New Tuisumpui W/S/S	B.19012/278/86-PHE Dated 21.3.2000	9.10
117.	Imp.of Tuipang 'V' W/S/S W/S/S	B.19012/80/84-PHE Dated 14.3.2000	4.60
118.	Hmawngbu (RWHS)	B.19016/3/92-PHE Dated 31.3.2000	41.52
119.	Construction at Weir at Tuikum Greater Serchhip W/S/S	B.19016/3/92-PHE Dated 31.3.2000	41.52
120.	River Bank Protection for Greater Serchhip W/S/S	B.19016/2/92-PHE Dated 31.3.2000	2.50
121.	Construction of SDO Office at Darlawn	B.19012/2/98-PHE Dated 22.10.1999	4.92

NDIX - II
CAPITAL WORKS AT THE END OF MARCH, 2000-Contd.

Date of Commencement	Target date of Completion	Revised Cost (if any)	Expenditure Upto March, 2000 (in lakhs)	Remarks
5	6	7	8	9
1999	2000-2001	...	15.00	
1999	2000-2001	...	5.00	
1999	2000-2001	...	7.50	
1999	2000-2001	...	7.50	
1999	2000-2001	
1999	2000-2001	
1999	2000-2001	...	4.99	
1999	2000-2001	...	5.00	
1999	2000-2001	
1999	2000-2001	
1999	2000-2001	...	10.00	
1999	2000-2001	...	30.34	
1999	2000-2001	...	2.31	
1999	2000-2001	...	2.52	

APPE

STATEMENT OF COMMITMENTS/LIST OF INCOMPLETE

Sl. No.	Name of Project	Sanction Order No.	Estimated Cost (in lakhs)
1	2	3	4
122.	Construction of SDO Office at Saitual	B.19020/3/98-PHE Dated 26.10.1999	4.53
123.	Construction of SE Office at Lunglei	B.19020/7/98-PHE Dated 26.2.1999	12.34
124.	Thermal Generaton Bairabi	N. A.	7,700.00
125.	Construction of 132 KV line from Tuirial to Kolasib	N. A. Dated 4.1.1999	446.00
126.	132 KV S/C line from Bairabi to Aizawl (60 Kms)	B.24032/1/99-P&E Dated 31.3.2000	600.70
127.	Construction of 132 KV S/S at Kolasib (Bawktlang)	B.25011/1/99-P&E Dated 31.3.1999	927.26
128.	Augmentation of 132 KV S/S Zemabawk Upper	B.24032/1/93-P&E/Pt Dated 31.3.2000	255.55
129.	Construction of 132 KV S/C line from Saitual-Darlawn (50 Kms)	B.24032/93-P&E/Pt/71 Dated 8.3.1995	500.50
130.	Upgradation of 66 KV S/S at Saitual	B.24032/1/93-P&E Dated 31.3.2000	540.88
131.	Construction of 132 KV S/C line from Khawzawl to Ngopa (60 Kms.)	B.24032/93-P&E/Pt/71 Dated 8.3.1995	600.70
132.	Construction of 132 KV S/C line from Khawzawl to E. Lungdar (50 Kms.)	B.24032/93-P&E/Pt/7 Dated 8.3.1995	500.50
133.	Construction of 132 KV S/C line from Khawzawl to Champhai 925 Kms.	B.24032/93-P&E Dated 31.3.2000	275.00
134.	Tuipang to Lawngtlai 132 KV S/C line (40 Kms)	B.24032/1/99-P&E Dated 31.3.2000	486.68

NDIX - II
CAPITAL WORKS AT THE END OF MARCH, 2000-Contd.

Date of Commencement	Target date of Completion	Revised Cost (if any)	Expenditure Upto March, 2000 (in lakhs)	Remarks
5	6	7	8	9
1999	2000-2001	...	2.57	
1999	2000-2001	...	1.32	
1999	2001	...	42.81	
1999	2004	...	7.08	
1999	2004	...	12.73	
1998	2003	...	18.48	
1999	2004	...	8.81	
1997	2003	...	127.71	
1999	2004	...	40.00	
1997	2003	...	132.51	
1997	2003	...	152.53	
1999	2004	...	2.00	
1999	2004	...	73.93	

A P P E

STATEMENT OF COMMITMENTS/LIST OF INCOMPLETE

Sl. No.	Name of Project	Sanction Order No.	Estimated Cost (in lakhs)
1	2	3	4
135.	Lamsial Mini-Hydel Project	B.18045/1/93-P&E Dated 24.5.1994	445.00
136.	Construction of Indoor S/S Office and Qtr. at Power House imples Aizawl	B.33021/15/99 Dated 28.8.1999	151.90
137.	Integrated Scheme at Mamit	N. A.	275.00
138.	Integrated Scheme at Khawbung 'S'	N. A.	282.16
139.	Kau-Tlabung HEP	B.18050/1/94-P&E Dated 6.3.1998	2519.00
140.	Tuipang Mini Hydel Project	B.18036/1/92-P&E Dated 6.3.1998	2985.00
141.	Construction of 30 Nos. Pig Sty. and 2 Blocks of residential Qtrs.	F. 41(1)PFI/99-289 Dated 25.1.2000	92.80
142.	Construction of Buildings Godown, Office and residential quarters etc.	F.41(1)PFI/99-289 Dated 25.1.2000	35.00
143.	Extension of RCS Office Building	D.11012/195-Coop Dated 22.3.2000	45.00
144.	Construction of 30 bedded C.H.C. at Thenzawl	G. 28012/13/90-HFW Dated 30.3.2000	37.71
145.	Construction of 30 bedded C.H.C. at Mamit	G. 28012/14/90-HFW Dated 31.3.1998	38.40
146.	Construction of 30 bedded C.H.C. at Vairengte	G.28012/47/90-HFW Dated 10.12.1994	63.67
147.	Construction of 30 bedded C.H.C. at Sakawrdai	G.28012/36/90-HFW Dated 27.3.1998	34.09

NDIX - II
CAPITAL WORKS AT THE END OF MARCH, 2000-Contd.

Date of Commencement	Target date of Completion	Revised Cost (if any)	Expenditure Upto March, 2000 (in lakhs)	Remarks
5	6	7	8	9
1994	2002	...	98.57	
1999	2004	...	37.54	
1999	68.58	
1999	50.00	
1994	2000	...	2722.85	
1992	2000	...	3081.83	
September,2000	December,2000	...	2.20	
June, 2000	November,2000	
1995-1996	2000-2001	...	31.00	
1999-2000	2000-2001	...	0.20	
1997-1998	2000-2001	...	16.00	
1995-1996	2000-2001	...	62.00	
1995-1996	2000-2001	...	32.90	

A P P E

STATEMENT OF COMMITMENTS/LIST OF INCOMPLETE

Sl. No.	Name of Project	Sanction Order No.	Estimated Cost (in lakhs)
1	2	3	4
148.	Construction of 10 bedded C.H.C. at Rawpuichhip	G.28012/150/96-HFW Dated 27.3.1998	17.23
149.	Construction of 10 bedded P.H.C. at Ngentiang	G.28012/62/90-HFW Dated 15.1.1998	18.90
150.	Construction of 10 bedded P.H.C. at N. E. Khawdungsei	G. 28012/67/80-HFW Dated 24.11.1993	12.67
151.	Construction of 10 bedded P.H.C. at Pangzawl	G. 28012/149/96-HFW Dated 5.3.1998	25.42
152.	Construction of 10 bedded P.H.C. at Khawruhlian	G. 28012/16098-HFW Dated 26.3.1998	23.09
153.	Construction of OPD Building at Civil Hospital, Aizawl	G. 28012/2/90-HFW Dated 17.3.1997	175.68
154.	Improvement and Renovation of Civil Hospital, Aizawl	N. A.	10.00
155.	Construction of Paying Cabin at Civil Hospital	G. 28012/2/90-HFW Dated 27.3.1995	43.15
156.	Construction of Civil Hospital at Lunglei	G. 28012/3/90-HFW Dated 11.10.1999	460.70
157.	Construction of Civil Hospital at Serchhip	G.28012/4/90-HFW Dated 11.10.1999	24.42
158.	Construction of Staff Quarters at at Govt. Serchhip College	D 11029/11/91-EDC Dated 27.2.1996	41.30
159.	Construction of Science Block at Govt. Lunglei College	B. 16012/2/81-EDN Dated 16.10.1995	138.83
160.	Construction of Boys Hostel at Luangmual	D. 11014/2/94-EDN/39 Dated 31.3.1995	48.00
161.	Construction of Boys Hostel at Shillong	B. 13016/1/96-EDC Dated 28.3.2000	41.13

NDIX - II
CAPITAL WORKS AT THE END OF MARCH, 2000-Contd.

Date of Commencement	Target date of Completion	Revised Cost (if any)	Expenditure Upto March, 2000 (in lakhs)	Remarks
5	6	7	8	9
1997-1998	2000-2001	...	11.23	
1997-1998	2000-2001	...	10.10	
1997-1998	2000-2001	18.65	11.00	
1999-2000	2000-2001	...	2.00	
1998-1999	2000-2001	25.95	22.59	
1996-1997	2002-2003	224.24	9.00	
1999-2000	2000-2001	...	5.00	
1996-1997	2000-2001	67.71	59.00	
1993-1994	2001-2002	...	194.18	
1993-1994	2000-2001	50.81	41.30	
1996	27.00	
1996	120.83	
1997	58.55	
1999	4.00	

A P P E

STATEMENT OF COMMITMENTS/LIST OF INCOMPLETE

Sl. No.	Name of Project	Sanction Order No.	Estimated Cost (in lakhs)
1	2	3	4
162.	Construction of Staff Quarters and Administrative Building at Govt. Zirtiri Women College	B.16017/1/91-EDC Dated 6.1.2000	22.06
163.	Construction of Playground at Govt. Saiha College	B.16020/1/82-EDC Dated 19.3.1997	2.50
		A-11012/8/94-GSC/54 Dated 7.7.1998	
		B. 160261/1/82-EDC Dated 19.8.1999	
164	Construction of Women Polytechnic Building	B. 21014/1/90-EDN(TE) Dated 26.11.1998	130.69
165.	Construction of Type-III Quarters 2 Units and Type-II 2 Units at A.P. Tlang, Lunglei	N. A.	22.28
166.	Construction of Type-II Quarters 4 Units 2 Nos. at Lunglei Police Station	N. A.	35.54
167.	Construction of Type-III Quarters 8 Units at Aizawl Police Station	N. A.	...
168.	Construction of Type-II Quarters 8 Units at Saron Veng, Aizawl	N. A.	...
169.	Construction of 8 Units RCC Staff Quarter at Chawnpui Veng, Aizawl	D. 11025/1/93-P&S Dated 18.3.1997	20.35

NDIX - II
CAPITAL WORKS AT THE END OF MARCH, 2000-Concl.

Date of Commencement	Target date of Completion	Revised Cost (if any)	Expenditure Upto March, 2000 (in lakhs)	Remarks
5	6	7	8	9
1999	...	22.06	3.00	
1999	2.00	
1999	22.03	
1997-1998	1999-2000	...	17.35	
1997-1998	1999-2000	...	33.66	
...	5.00	
...	2.00	
1995-1996	2000-2001	42.48	47.18	

