


Laid on the table of the  
State Legislature on 25 JUL 2008



**GOVERNMENT OF KARNATAKA**

**FINANCE ACCOUNTS**

**2006-2007**



## TABLE OF CONTENTS

	Reference to page
Certificate of the Comptroller and Auditor General of India	3
Introductory	4
<b>PART 1 - SUMMARISED STATEMENTS</b>	
No. 1 - Summary of Transactions	8
- Explanatory Notes	20
No. 2 - Capital Outlay outside the Revenue Account	
(i) Progressive Capital Outlay to end of 2006-07	39
(ii) Explanatory Notes	42
No. 3 - (i) Financial results of Irrigation Works	45
(ii) Financial results of Electricity Schemes	46
No. 4 - Debt Position -	
(i) Statement of Borrowings	47
(ii) Other Obligations	49
(iii) Service of Debt	50
No. 5 - Loans and Advances by State Government -	
(i) Statement of Loans and Advances	51
(ii) Recoveries in arrears	52
No. 6 - Guarantees given by the Government of Karnataka in respect of loans etc., raised by Statutory Corporations, Government Companies, Local Bodies and other Institutions	55
No. 7 - Cash balances and investments of cash balances	60
No. 8 - Summary of balances under Consolidated Fund, Contingency Fund and Public Account	62
<b>PART II - DETAILED ACCOUNTS AND OTHER STATEMENTS</b>	
<b>SECTION A - REVENUE AND EXPENDITURE</b>	
No. 9 - Statement of revenue and expenditure for the year 2006-07 expressed as a percentage of total revenue / total expenditure	69
No. 10 - Statement showing the distribution between charged and voted expenditure	72
No. 11 - Detailed account of revenue receipts and capital receipts by minor heads	73
No. 12 - Detailed account of expenditure by minor heads	93
No. 13 - Detailed statement of capital expenditure during and to end of the year 2006-07	130
No. 14 - Details of investments of Government in Statutory Corporations, Government Companies, Other Joint Stock companies, Co-operative Banks and Societies etc., to end of 2006-07	228
No. 15 - Statement showing capital and other expenditure (other than on revenue account) to end of 2006-07 and the principal sources from which funds were provided for that expenditure	262

## TABLE OF CONTENTS

		<b>Reference to page</b>
<b>SECTION B - DEBT, CONTINGENCY FUND AND PUBLIC ACCOUNT</b>		
No. 16 -	Detailed statement of receipts, disbursements and balances under heads of account relating to Debt, Contingency Fund and Public Account	269
No. 17 -	Detailed statement of Debt and other interest bearing obligations of Government	284
	Annexure to Statement 17 - Detailed statement of individual loans under 'E. Public Debt'	287
No. 18 -	Detailed statement of loans and advances by Government	296
No. 19 -	Statement showing the details of Earmarked Balances	341
	Annexure - Sinking Fund for Amortisation and Depreciation of Loans	343
	Sinking Fund Investment Account	347
<b>APPENDICES</b>		
Appendix - I	Cases where details are awaited from the departmental and treasury officers in connection with reconciliation of balances	351
Appendix - II	Statement showing the Capital Assets created by the Local Bodies out of the Grants-in-aid given by the State Government	354
Appendix - III	Statement of Commitments - List of incomplete Capital Works	355
Appendix - IV	Expenditure on Salaries, organised by Major Heads, during the year 2006-07	383
Appendix - V	Expenditure on Subsidies disbursed during the year 2006-07	391

## CERTIFICATE OF THE COMPTROLLER AND AUDITOR GENERAL OF INDIA

This compilation containing the Finance Accounts of the Government of Karnataka for the year 2006-07 presents the accounts of the receipts and outgoings of the Government for the year, together with the financial results disclosed by the revenue and capital accounts, the accounts of the public debt and the liabilities and assets as worked out from the balances recorded in the accounts. The Appropriation Accounts of the Government for the year for Grants and Charged Appropriations, presented separately, supplement this compilation.

These accounts have been prepared and examined under my direction in accordance with the requirements of the Comptroller and Auditor General's (Duties, Powers and Conditions of Service) Act, 1971. According to the best of my information, as a result of audit of these accounts, the accounts now presented read with the observations in this compilation, are correct statements of the receipts and outgoings of the Government of Karnataka for the year 2006-07. Points of interest arising out of the study of these accounts as well as test audit conducted during the year or earlier years are contained in my Reports being presented separately for the year ended 31<sup>st</sup> March 2007, Government of Karnataka.



**(Vijayendra N. Kaul)**

Comptroller and Auditor General of India

New Delhi,

The

28 NOV 2007

## INTRODUCTORY

The accounts of Government are kept in the following three parts:

Part I Consolidated Fund

Part II Contingency Fund

Part III Public Account

In part I namely Consolidated Fund, there are two main divisions, viz:-

(1) Revenue - consisting of sections for 'Receipt Heads (Revenue Account)' and 'Expenditure Heads (Revenue Account)';

(2) Capital, Public Debt, Loans, etc. - consisting of sections for 'Receipt Heads (Capital Account)', 'Expenditure Heads (Capital Account)' and 'Public Debt, Loans and Advances, etc.'

The Revenue division deals with the proceeds of taxation and other receipts classed as revenue and the expenditure met therefrom, the net result of which represents the revenue surplus or deficit for the year.

In Capital division, the section 'Receipt Heads (Capital Account)' deals with receipts of capital nature which cannot be applied as a set off to capital expenditure.

The section 'Expenditure Heads (Capital Account)' deals with expenditure met usually from borrowed funds with the object of increasing concrete assets of a material and permanent character. It also includes receipts of a capital nature intended to be applied as a set off against expenditure.

The section 'Public Debt, Loans and Advances, etc.' comprises loans raised and their repayments by Government such as 'Internal Debt' and 'Loans and Advances' made (and their recoveries) by Government. This section also includes certain special types of heads for transactions relating to Appropriation to the 'Contingency Fund' and 'Inter-State Settlement'.

In Part II, namely Contingency Fund, of the accounts, the transactions connected with the Contingency Fund established under Article 267 of the Constitution of India are recorded.

In Part III, namely Public Account, of the accounts, the transactions relating to 'Debt' (other than those included in Part I), 'Deposits', 'Advances', 'Remittances' and 'Suspense' are recorded. The transactions under 'Debt', 'Deposits' and 'Advances', in this part are those in respect of which Government incurs a liability to repay the moneys received or has a claim to recover the amounts paid, together with the repayments of the former ('Debt' and 'Deposits') and the recoveries of the latter ('Advances'). The transactions relating to 'Remittances' and 'Suspense' in this part embrace all merely adjusting heads under which appear such transaction as remittances of cash between treasuries and currency chests, transfers between different accounting circles, etc. The initial debits or credits to these heads will be cleared eventually by corresponding receipts or payments either within the same circle of account or in another account circle.

## **2. Sections and Heads of Accounts**

Within each of the sections in Part I mentioned above, the transactions are grouped into sectors such as 'Tax Revenue', 'Non-Tax Revenue' and 'Grants-in-aid and contributions' for the receipt heads (Revenue Account) and 'General Services', 'Social Services', 'Economic Services' and 'Grants-in-aid and contributions' for expenditure heads. Specific functions or services (such as Education, Sports, Art and Culture, Health and Family Welfare, Water Supply, Sanitation, Housing and Urban Development, etc., in respect of Social Services) are grouped in Sectors for expenditure heads. In Part III (Public Account) also, the transactions are grouped into sectors, such as 'Small Savings', 'Provident Funds', 'Reserve Funds', etc. The Sectors are sub-divided into major heads of account. In some cases, the Sectors are, in addition, sub-divided into sub-sectors before their division into major heads of account.

The major heads are divided into minor heads, with a number of subordinate heads, generally known as sub-heads. The sub-heads are further divided into detailed heads. Under each of these heads, the expenditure is shown distributed between charged and voted. Sometimes major heads are also divided into sub-major heads before their further division into minor heads. Apart from the Sectoral and sub-sectoral classification the Major Heads, Sub-Major Heads, Minor Heads, Sub-Heads, Detailed Heads and Object Heads together constitute a six-tier arrangement of classification structure of the Government Accounts. The major, minor and sub-heads prescribed for the classification of expenditure in the general accounts are not necessarily identical with the Grants, sub-heads and other units of allotments which are adopted by the Governments for Demands for Grants presented to the Parliament or Legislatures but in general a certain degree of correlation is maintained between the Demands for Grants and the Finance Accounts.

The major heads of accounts, falling within the sectors for expenditure heads, generally correspond to functions of Government, while the minor heads, subordinate to them, identify the programmes undertaken to achieve the objective of the function represented by the major head. The sub-head represents the scheme, the detailed head, the sub-scheme and object head of the object level of classification.

## **3. Coding Pattern**

### **Major Heads**

From 1st April 1987 a four digit code has been allotted to the major heads, the first digit indicating whether the major head is a Receipt head or Revenue Expenditure head or Capital Expenditure head or a Loan head.

The first digit of code for Revenue Receipt heads is either '0' or '1'. Adding 2 to the first digit of the code of the Revenue Receipt head will give the number allotted to corresponding Revenue Expenditure head; adding another 2, the Capital Expenditure head; and another 2, the Loan head of Account. For example, for Crop Husbandry code 0401 represents the Receipt head, 2401, the Revenue expenditure head, 4401, Capital Outlay head and 6401, Loan head.

Such a pattern is, however, not relevant for those departments which are not operating Capital/ Loan heads of accounts e.g. Department of Supply. In a few cases, where receipt and expenditure are not heavy, certain functions have been combined under a single major head, the functions themselves forming sub-major heads under that Major head.

### **Sub-Major Heads**

A two digit code has been allotted, the code starting from '01' under each major head. Where no sub-major head exists it is allotted a code '00'. The nomenclature 'General' has been allotted code '80' so that even after further sub-major heads are introduced the Code for 'General' will continue to remain the last one.

### **Minor Heads**

These have been allotted a three digit code, the code starting from '001' under sub-major/major head (where there is no sub-major head). Codes from '001' to '100' and few codes '750' to '900' have been reserved for certain standard minor heads. The coding pattern for minor heads has been designed in such a way that in respect of certain minor heads having a common nomenclature under many major/sub-major heads, the same three digit code is adopted as far as possible.

Under this scheme of codification, the receipt major head (Revenue Account) are assigned the block numbers from 0020 to 1606, expenditure major heads (Revenue Account) from 2011 to 3606, expenditure major heads (Capital Account) from 4046 to 5475, major heads under 'Public Debt' from 6001 to 6004 and those under 'Loans and Advances', 'Inter-State Settlement' and 'Transfer to Contingency Fund' from 6075 to 7999. The code number 4000 has been assigned for Capital receipt major head. The only major head 'Contingency Fund' in Part II 'Contingency Fund' has been assigned the code number 8000. The major heads in the Public Account are assigned the code numbers from 8001 to 8999.

Government of India has adopted a codification pattern of 2 digits each for sub head, detailed head and object head. Government of Karnataka has adopted a codification pattern of 1 digit, 2 digits and 3 digits for sub head, detailed head and object head respectively.

4. The transactions included in these accounts represent mainly the actual cash receipts and disbursement during the financial year April to March as distinguished from amounts due to or from Government during the same period. The cash basis system is, however, not entirely suitable for recording the transactions and presenting the true state of affairs of Government commercial undertakings run on commercial principles. The detailed accounts of this class of undertakings are, therefore, maintained outside the regular accounts in proper commercial form and are subject to test check by the Indian Audit and Accounts Department.

5. The figures of actuals shown in these accounts are net, after taking into account the recoveries, although the Demands for Grants presented to Legislature and the Appropriation Accounts are for gross expenditure and exclude credits and recoveries which are otherwise taken as reduction of expenditure.

~~~~~



## PART I - SUMMARISED STATEMENTS

**STATEMENT NO.1 - SUMMARY OF TRANSACTIONS**

|                                                                    | <i>Receipts</i>                                    |                      | <i>Actuals</i>             |                      |
|--------------------------------------------------------------------|----------------------------------------------------|----------------------|----------------------------|----------------------|
|                                                                    | (1)                                                | (In lakhs of rupees) |                            | (3)                  |
|                                                                    |                                                    | (2)                  | Previous Year<br>(2005-06) |                      |
| <b>PART I - CONSOLIDATED FUND</b>                                  |                                                    |                      |                            |                      |
| <b>I - REVENUE</b>                                                 |                                                    |                      |                            |                      |
| <b>RECEIPT HEADS (REVENUE ACCOUNT)</b>                             |                                                    |                      |                            |                      |
| <b>A. Tax Revenue</b>                                              |                                                    |                      |                            |                      |
| <b>(a) Taxes on Income and Expenditure</b>                         |                                                    |                      |                            |                      |
| 0020                                                               | Corporation Tax                                    | 11,63,33.00          | 11,63,33.00                | 16,77,34.00          |
| 0021                                                               | Taxes on Income other than Corporation Tax         | 8,20,06.00           | 8,20,06.00                 | 10,18,57.00          |
| 0022                                                               | Taxes on Agricultural Income                       | 1,62.44              | 1,62.44                    | 1,36.84              |
| 0028                                                               | Other Taxes on Income and Expenditure              | 3,30,00.33           | 3,30,00.33                 | 3,92,30.39           |
| <b>Total (a) Taxes on Income and Expenditure</b>                   |                                                    | <b>23,15,01.77</b>   | <b>23,15,01.77</b>         | <b>30,89,58.23</b>   |
| <b>(b) Taxes on Property, Capital and Other Transactions</b>       |                                                    |                      |                            |                      |
| 0029                                                               | Land Revenue                                       | 1,16,50.11           | 1,16,50.11                 | 1,08,76.20           |
| 0030                                                               | Stamps and Registration Fees                       | 22,12,19.65          | 22,12,19.65                | 32,05,80.16          |
| 0032                                                               | Taxes on Wealth                                    | 2,29.00              | 2,29.00                    | 2,11.00              |
| <b>Total (b) Taxes on Property, Capital and Other Transactions</b> |                                                    | <b>23,30,98.76</b>   | <b>23,30,98.76</b>         | <b>33,16,67.36</b>   |
| <b>(c) Taxes on Commodities and Services</b>                       |                                                    |                      |                            |                      |
| 0037                                                               | Customs                                            | 8,21,42.00           | 8,21,42.00                 | 10,48,23.00          |
| 0038                                                               | Union Excise Duties                                | 10,96,19.00          | 10,96,19.00                | 11,13,07.00          |
| 0039                                                               | State Excise                                       | 33,96,79.24          | 33,96,79.24                | 44,95,47.93          |
| 0040                                                               | Taxes on Sales, Trade etc.                         | 98,69,53.85          | 98,69,53.85                | 1,17,61,72.40        |
| 0041                                                               | Taxes on Vehicles                                  | 11,05,44.87          | 11,05,44.87                | 13,74,49.73          |
| 0042                                                               | Taxes on Goods and Passengers                      | 10,41,44.86          | 10,41,44.86                | 11,47,19.96          |
| 0043                                                               | Taxes and Duties on Electricity                    | 2,77,08.79           | 2,77,08.79                 | 3,88,56.86           |
| 0044                                                               | Service Tax                                        | 3,10,72.00           | 3,10,72.00                 | 5,15,63.00           |
| 0045                                                               | Other Taxes and Duties on Commodities and Services | 2,80,32.13           | 2,80,32.13                 | 4,24,70.61           |
| <b>Total (c) Taxes on Commodities and Services</b>                 |                                                    | <b>1,81,98,96.74</b> | <b>1,81,98,96.74</b>       | <b>2,22,69,10.49</b> |
| <b>Total - A. Tax Revenue</b>                                      |                                                    | <b>2,28,44,97.27</b> | <b>2,28,44,97.27</b>       | <b>2,86,75,36.08</b> |
| <b>B. Non-Tax Revenue</b>                                          |                                                    |                      |                            |                      |
| <b>(b) Interest Receipts, Dividends and Profits</b>                |                                                    |                      |                            |                      |
| 0049                                                               | Interest Receipts                                  | 2,82,99.94           | 2,82,99.94                 | 3,76,19.43           |
| 0050                                                               | Dividends and Profits                              | 16,87.68             | 16,87.68                   | 19,48.01             |
| <b>Total (b) Interest Receipts, Dividends and Profits</b>          |                                                    | <b>2,99,87.62</b>    | <b>2,99,87.62</b>          | <b>3,95,67.44</b>    |

**STATEMENT NO. 1 - SUMMARY OF TRANSACTIONS**

|                                                                             | <i>Actuals</i>              |                     |
|-----------------------------------------------------------------------------|-----------------------------|---------------------|
|                                                                             | <i>(In lakhs of rupees)</i> |                     |
|                                                                             | <i>Previous Year</i>        | <i>Current Year</i> |
| <i>Disbursements</i>                                                        | <i>(2005-06)</i>            | <i>(2006-07)</i>    |
| (1)                                                                         | (2)                         | (3)                 |
| <b>PART I - CONSOLIDATED FUND</b>                                           |                             |                     |
| <b>I - REVENUE</b>                                                          |                             |                     |
| <b>EXPENDITURE HEADS (REVENUE ACCOUNT)</b>                                  |                             |                     |
| <b>A. General Services</b>                                                  |                             |                     |
| <b>(a) Organs of State</b>                                                  |                             |                     |
| 2011 Parliament/State/Union Territory Legislatures                          | 39,23.70                    | 43,27.22            |
| 2012 President, Vice-President/Governor, Administrator of Union Territories | 2,54.95                     | 2,57.52             |
| 2013 Council of Ministers                                                   | 8,20.62                     | 8,45.64             |
| 2014 Administration of Justice                                              | 1,75,56.68                  | 2,00,23.64          |
| 2015 Elections                                                              | 22,06.66                    | 20,05.78            |
| <b>Total (a) Organs of State</b>                                            | <b>2,47,62.61</b>           | <b>2,74,59.80</b>   |
| <b>(b) Fiscal Services</b>                                                  |                             |                     |
| <b>(i) Collection of Taxes on Income and Expenditure</b>                    |                             |                     |
| 2020 Collection of Taxes on Income and Expenditure                          | 2,81.73                     | 2,87.59             |
| <b>Total (i) Collection of Taxes on Income and Expenditure</b>              | <b>2,81.73</b>              | <b>2,87.59</b>      |
| <b>(ii) Collection of Taxes on Property and Capital Transactions</b>        |                             |                     |
| 2029 Land Revenue                                                           | 1,41,28.13                  | 1,06,27.89          |
| 2030 Stamps and Registration                                                | 35,67.21                    | 39,98.04            |
| <b>Total (ii) Collection of Taxes on Property and Capital Transactions</b>  | <b>1,76,95.34</b>           | <b>1,46,25.93</b>   |
| <b>(iii) Collection of Taxes on Commodities and Services</b>                |                             |                     |
| 2039 State Excise                                                           | 40,04.25                    | 51,89.50            |
| 2040 Taxes on Sales, Trade etc.                                             | 97,96.23                    | 1,02,34.58          |
| 2041 Taxes on Vehicles                                                      | 32,47.42                    | 39,93.12            |
| 2045 Other Taxes and Duties on Commodities and Services                     | 6,54.63                     | 3,99.80             |
| <b>Total (iii) Collection of Taxes on Commodities and Services</b>          | <b>1,77,02.53</b>           | <b>1,98,17.00</b>   |
| <b>(iv) Other Fiscal Services</b>                                           |                             |                     |
| 2047 Other Fiscal Services                                                  | 39,41.13                    | 21,25.18            |
| <b>Total (b) Fiscal Services</b>                                            | <b>3,96,20.73</b>           | <b>3,68,55.70</b>   |
| <b>(c) Interest payment and servicing of Debt</b>                           |                             |                     |
| 2049 Interest Payments                                                      | 37,64,82.38                 | 42,36,39.79         |
| <b>Total (c) Interest payment and servicing of Debt</b>                     | <b>37,64,82.38</b>          | <b>42,36,39.79</b>  |

## STATEMENT NO.1 - SUMMARY OF TRANSACTIONS - contd.

|                                                 | <i>Receipts</i>                                                            |     | <i>Actuals</i>                           |                                         |
|-------------------------------------------------|----------------------------------------------------------------------------|-----|------------------------------------------|-----------------------------------------|
|                                                 |                                                                            |     | <i>(In lakhs of rupees)</i>              |                                         |
|                                                 | (1)                                                                        | (2) | <i>Previous Year</i><br><i>(2005-06)</i> | <i>Current Year</i><br><i>(2006-07)</i> |
| <b>PART I - CONSOLIDATED FUND - contd.</b>      |                                                                            |     |                                          |                                         |
| <b>I - REVENUE - contd.</b>                     |                                                                            |     |                                          |                                         |
| <b>RECEIPT HEADS (REVENUE ACCOUNT) - contd.</b> |                                                                            |     |                                          |                                         |
| <b>B. Non-Tax Revenue – contd.</b>              |                                                                            |     |                                          |                                         |
| <b>(c) Other Non-Tax Revenue</b>                |                                                                            |     |                                          |                                         |
| <b>(i) General Services</b>                     |                                                                            |     |                                          |                                         |
| 0051                                            | Public Service Commission                                                  |     | 6,82.68                                  | 13,72.40                                |
| 0055                                            | Police                                                                     |     | 42,55.02                                 | 52,90.83                                |
| 0056                                            | Jails                                                                      |     | 1,69.40                                  | 64.90                                   |
| 0058                                            | Stationery and Printing                                                    |     | 8,13.66                                  | 6,93.57                                 |
| 0059                                            | Public Works                                                               |     | 27,27.23                                 | 31,32.28                                |
| 0070                                            | Other Administrative Services                                              |     | 74,32.97                                 | 1,01,33.74                              |
| 0071                                            | Contributions and Recoveries towards Pension and Other Retirement Benefits |     | 76,64.00                                 | 27,46.71                                |
| 0075                                            | Miscellaneous General Services                                             |     | 17,92,76.33                              | 18,92,46.27                             |
| <b>Total (i) General Services</b>               |                                                                            |     | <b>20,30,21.29</b>                       | <b>21,26,80.70</b>                      |
| <b>(ii) Social Services</b>                     |                                                                            |     |                                          |                                         |
| 0202                                            | Education, Sports, Art and Culture                                         |     | 44,90.97                                 | 64,99.63                                |
| 0210                                            | Medical and Public Health                                                  |     | 43,92.47                                 | 39,53.85                                |
| 0211                                            | Family Welfare                                                             |     | 15.44                                    | 12.67                                   |
| 0215                                            | Water Supply and Sanitation                                                |     | 34.51                                    | 1,55.65                                 |
| 0216                                            | Housing                                                                    |     | 16,47.47                                 | 11,49.32                                |
| 0217                                            | Urban Development                                                          |     | 61.13                                    | 1,44.33                                 |
| 0220                                            | Information and Publicity                                                  |     | 51.23                                    | 50.37                                   |

**STATEMENT NO. 1 - SUMMARY OF TRANSACTIONS - contd.**

| <i>Disbursements</i>                                                     | <i>Actuals</i><br><i>(In lakhs of rupees)</i> |                                         |
|--------------------------------------------------------------------------|-----------------------------------------------|-----------------------------------------|
|                                                                          | <i>Previous Year</i><br><i>(2005-06)</i>      | <i>Current Year</i><br><i>(2006-07)</i> |
| (1)                                                                      | (2)                                           | (3)                                     |
| <b>PART I - CONSOLIDATED FUND - contd.</b>                               |                                               |                                         |
| <b>I - REVENUE - contd.</b>                                              |                                               |                                         |
| <b>EXPENDITURE HEADS (REVENUE ACCOUNT) - contd.</b>                      |                                               |                                         |
| <b>A. General Services - conclud.</b>                                    |                                               |                                         |
| <i>(d) Administrative Services</i>                                       |                                               |                                         |
| 2051 Public Service Commission                                           | 9,45.52                                       | 12,09.13                                |
| 2052 Secretariat - General Services                                      | 44,81.32                                      | 48,15.85                                |
| 2053 District Administration                                             | 1,38,25.23                                    | 1,57,16.67                              |
| 2054 Treasury and Accounts Administration                                | 44,14.06                                      | 45,43.37                                |
| 2055 Police                                                              | 10,22,69.00                                   | 11,22,20.43                             |
| 2056 Jails                                                               | 43,85.17                                      | 37,94.84                                |
| 2058 Stationery and Printing                                             | 65,01.59                                      | 77,61.72                                |
| 2059 Public Works                                                        | 2,83,46.63                                    | 3,38,58.88                              |
| 2070 Other Administrative Services                                       | 80,71.56                                      | 90,09.99                                |
| <b>Total (d) Administrative Services</b>                                 | <b>17,32,40.08</b>                            | <b>19,29,30.88</b>                      |
| <i>(e) Pensions and Miscellaneous General Services</i>                   |                                               |                                         |
| 2071 Pensions and Other Retirement Benefits                              | 22,36,78.67                                   | 24,95,88.19                             |
| 2075 Miscellaneous General Services                                      | 16,57,97.77                                   | 11,14,67.75                             |
| <b>Total (e) Pensions and Miscellaneous General Services</b>             | <b>38,94,76.44</b>                            | <b>36,10,55.94</b>                      |
| <b>Total A. General Services</b>                                         | <b>1,00,35,82.24</b>                          | <b>1,04,19,42.11</b>                    |
| <b>B. Social Services</b>                                                |                                               |                                         |
| <i>(a) Education, Sports, Art and Culture</i>                            |                                               |                                         |
| 2202 General Education                                                   | 45,70,81.92                                   | 53,60,02.63                             |
| 2203 Technical Education                                                 | 1,69,24.76                                    | 1,61,44.73                              |
| 2204 Sports and Youth Services                                           | 37,04.47                                      | 53,76.71                                |
| 2205 Art and Culture                                                     | 60,29.04                                      | 1,27,97.22                              |
| <b>Total (a) Education, Sports, Art and Culture</b>                      | <b>48,37,40.19</b>                            | <b>57,03,21.29</b>                      |
| <i>(b) Health and Family Welfare</i>                                     |                                               |                                         |
| 2210 Medical and Public Health                                           | 10,04,05.92                                   | 10,36,03.87                             |
| 2211 Family Welfare                                                      | 1,34,44.02                                    | 1,70,62.16                              |
| <b>Total (b) Health and Family Welfare</b>                               | <b>11,38,49.94</b>                            | <b>12,06,66.03</b>                      |
| <i>(c) Water Supply, Sanitation, Housing and Urban Development</i>       |                                               |                                         |
| 2215 Water Supply and Sanitation                                         | 1,48,05.93                                    | 1,74,54.43                              |
| 2216 Housing                                                             | 2,72,67.49                                    | 3,08,06.66                              |
| 2217 Urban Development                                                   | 4,91,03.87                                    | 7,22,83.18                              |
| <b>Total (c) Water Supply, Sanitation, Housing and Urban Development</b> | <b>9,11,77.29</b>                             | <b>12,05,44.27</b>                      |
| <i>(d) Information and Broadcasting</i>                                  |                                               |                                         |
| 2220 Information and Publicity                                           | 19,45.42                                      | 27,18.43                                |
| <b>Total (d) Information and Broadcasting</b>                            | <b>19,45.42</b>                               | <b>27,18.43</b>                         |

**STATEMENT NO.1 - SUMMARY OF TRANSACTIONS - contd.**

| <i>Receipts</i>                                 | <i>Actuals</i>              |                     |
|-------------------------------------------------|-----------------------------|---------------------|
|                                                 | <i>(In lakhs of rupees)</i> |                     |
|                                                 | <i>Previous Year</i>        | <i>Current Year</i> |
|                                                 | <i>(2005-06)</i>            | <i>(2006-07)</i>    |
| (1)                                             | (2)                         | (3)                 |
| <b>PART I - CONSOLIDATED FUND - contd.</b>      |                             |                     |
| <b>I - REVENUE - contd.</b>                     |                             |                     |
| <b>RECEIPT HEADS (REVENUE ACCOUNT) - contd.</b> |                             |                     |
| <b>B. Non-Tax Revenue - contd.</b>              |                             |                     |
| <b>(c) Other Non-Tax Revenue - contd.</b>       |                             |                     |
| <b>(ii) Social Services - conclud.</b>          |                             |                     |
| 0230 Labour and Employment                      | 12,73.33                    | 18,16.10            |
| 0235 Social Security and Welfare                | 6,47.86                     | 6,72.94             |
| 0250 Other Social Services                      | 2,98.96                     | 3,02.03             |
| <b>Total (ii) Social Services</b>               | <b>1,29,13.37</b>           | <b>1,47,56.89</b>   |
| <b>(iii) Economic Services</b>                  |                             |                     |
| 0401 Crop Husbandry                             | 10,69.45                    | 12,91.58            |
| 0403 Animal Husbandry                           | 3,72.62                     | 3,23.35             |
| 0405 Fisheries                                  | 4,52.17                     | 5,13.27             |
| 0406 Forestry and Wild Life                     | 1,15,80.07                  | 1,27,96.86          |
| 0407 Plantations                                | 0.04                        | ....                |
| 0408 Food, Storage and Warehousing              | 16,30.60                    | 5,38.65             |
| 0425 Co-operation                               | 31,06.81                    | 30,13.31            |
| 0435 Other Agricultural Programmes              | 31.62                       | 7.06                |
| 0506 Land Reforms                               | 9,22.34                     | 46,43.36            |
| 0515 Other Rural Development Programmes         | 4,26,76.33                  | 2,90,17.69          |
| 0551 Hill Areas                                 | 0.05                        | 0.10                |

**STATEMENT NO. 1 - SUMMARY OF TRANSACTIONS - contd.**

|                                                                                     | <i>Disbursements</i>                                                                      |                     | <i>Actuals</i>              |                     |
|-------------------------------------------------------------------------------------|-------------------------------------------------------------------------------------------|---------------------|-----------------------------|---------------------|
|                                                                                     |                                                                                           |                     | <i>(In lakhs of rupees)</i> |                     |
|                                                                                     | <i>Previous Year</i>                                                                      | <i>Current Year</i> | <i>Previous Year</i>        | <i>Current Year</i> |
|                                                                                     | <i>(2005-06)</i>                                                                          | <i>(2006-07)</i>    | <i>(2005-06)</i>            | <i>(2006-07)</i>    |
|                                                                                     | (1)                                                                                       | (2)                 | (2)                         | (3)                 |
| <b>PART I - CONSOLIDATED FUND - contd.</b>                                          |                                                                                           |                     |                             |                     |
| <b>I - REVENUE - contd.</b>                                                         |                                                                                           |                     |                             |                     |
| <b>EXPENDITURE HEADS (REVENUE ACCOUNT) - contd.</b>                                 |                                                                                           |                     |                             |                     |
| <b>B. Social Services - conclud.</b>                                                |                                                                                           |                     |                             |                     |
| <i>(e) Welfare of Scheduled Castes, Scheduled Tribes and Other Backward Classes</i> |                                                                                           |                     |                             |                     |
| 2225                                                                                | Welfare of Scheduled Castes, Scheduled Tribes and Other Backward Classes                  | 6,75,53.98          | 9,25,70.60                  |                     |
|                                                                                     | <b>Total (e) Welfare of Scheduled Castes, Scheduled Tribes and Other Backward Classes</b> | <b>6,75,53.98</b>   | <b>9,25,70.60</b>           |                     |
| <i>(f) Labour and Labour Welfare</i>                                                |                                                                                           |                     |                             |                     |
| 2230                                                                                | Labour and Employment                                                                     | 66,70.31            | 95,35.02                    |                     |
|                                                                                     | <b>Total (f) Labour and Labour Welfare</b>                                                | <b>66,70.31</b>     | <b>95,35.02</b>             |                     |
| <i>(g) Social Welfare and Nutrition</i>                                             |                                                                                           |                     |                             |                     |
| 2235                                                                                | Social Security and Welfare                                                               | 4,71,99.39          | 8,61,38.34                  |                     |
| 2236                                                                                | Nutrition                                                                                 | 1,55,43.09          | 2,11,34.04                  |                     |
| 2245                                                                                | Relief on account of Natural Calamities                                                   | 4,74,88.19          | 6,12,14.79                  |                     |
|                                                                                     | <b>Total (g) Social Welfare and Nutrition</b>                                             | <b>11,02,30.67</b>  | <b>16,84,87.17</b>          |                     |
| <i>(h) Others</i>                                                                   |                                                                                           |                     |                             |                     |
| 2250                                                                                | Other Social Services                                                                     | 1,37,75.45          | 78,43.36                    |                     |
| 2251                                                                                | Secretariat-Social Services                                                               | 9,35.68             | 9,84.71                     |                     |
|                                                                                     | <b>Total (h) Others</b>                                                                   | <b>1,47,11.13</b>   | <b>88,28.07</b>             |                     |
|                                                                                     | <b>Total B. Social Services</b>                                                           | <b>88,98,78.93</b>  | <b>1,09,36,70.88</b>        |                     |
| <b>C. Economic Services</b>                                                         |                                                                                           |                     |                             |                     |
| <i>(a) Agriculture and Allied Activities</i>                                        |                                                                                           |                     |                             |                     |
| 2401                                                                                | Crop Husbandry                                                                            | 3,52,08.83          | 5,71,77.06                  |                     |
| 2402                                                                                | Soil and Water Conservation                                                               | 1,75,94.82          | 1,50,69.27                  |                     |
| 2403                                                                                | Animal Husbandry                                                                          | 1,82,98.53          | 2,20,34.01                  |                     |
| 2404                                                                                | Dairy Development                                                                         | 9,80.47             | 15,24.97                    |                     |
| 2405                                                                                | Fisheries                                                                                 | 26,76.16            | 41,24.36                    |                     |
| 2406                                                                                | Forestry and Wild Life                                                                    | 2,59,35.61          | 3,29,49.86                  |                     |
| 2408                                                                                | Food, Storage and Warehousing                                                             | 7,51,55.77          | 7,68,07.47                  |                     |
| 2415                                                                                | Agricultural Research and Education                                                       | 1,16,51.00          | 1,37,41.02                  |                     |
| 2425                                                                                | Co-operation                                                                              | 9,91,64.12          | 9,06,55.96                  |                     |
|                                                                                     | <b>Total (a) Agriculture and Allied Activities</b>                                        | <b>28,66,65.31</b>  | <b>31,40,83.98</b>          |                     |
| <i>(b) Rural Development</i>                                                        |                                                                                           |                     |                             |                     |
| 2501                                                                                | Special Programmes for Rural Development                                                  | 60,44.05            | 55,18.52                    |                     |
| 2505                                                                                | Rural Employment                                                                          | 84,38.48            | 75,68.71                    |                     |
| 2506                                                                                | Land Reforms                                                                              | 5,85.75             | 5,07.06                     |                     |
| 2515                                                                                | Other Rural Development Programmes                                                        | 6,25,32.08          | 7,70,85.23                  |                     |
|                                                                                     | <b>Total (b) Rural Development</b>                                                        | <b>7,76,00.36</b>   | <b>9,06,79.52</b>           |                     |

**STATEMENT NO.1 - SUMMARY OF TRANSACTIONS - contd.**

|                                                      | <i>Receipts</i> |                      | <i>Actuals</i>              |     |
|------------------------------------------------------|-----------------|----------------------|-----------------------------|-----|
|                                                      |                 |                      | <i>(In lakhs of rupees)</i> |     |
|                                                      |                 | <i>Previous Year</i> | <i>Current Year</i>         |     |
|                                                      | <i>(1)</i>      | <i>(2005-06)</i>     | <i>(2006-07)</i>            |     |
|                                                      | <i>(1)</i>      | <i>(2)</i>           | <i>(3)</i>                  |     |
| <b>PART I - CONSOLIDATED FUND – contd.</b>           |                 |                      |                             |     |
| <b>I - REVENUE – contd.</b>                          |                 |                      |                             |     |
| <b>RECEIPT HEADS (REVENUE ACCOUNT) – contd.</b>      |                 |                      |                             |     |
| <b>B. Non-Tax Revenue - conclud.</b>                 |                 |                      |                             |     |
| <b>(c) Other Non-Tax Revenue - conclud.</b>          |                 |                      |                             |     |
| <b>(iii) Economic Services - conclud.</b>            |                 |                      |                             |     |
| 0701 Major and Medium Irrigation                     |                 | 22,29.74             | 21,48.37                    |     |
| 0702 Minor Irrigation                                |                 | 7,36.12              | 6,63.50                     |     |
| 0801 Power                                           |                 | 42,55.21             | 5,29.43                     |     |
| 0810 Non-Conventional Sources of Energy              |                 | 0.01                 | 0.11                        |     |
| 0851 Village and Small Industries                    |                 | 29,04.78             | 39,46.16                    |     |
| 0852 Industries                                      |                 | 26,65.29             | 2,86.04                     |     |
| 0853 Non-Ferrous Mining and Metallurgical Industries |                 | 3,25,36.75           | 3,66,28.81                  |     |
| 1051 Ports and Light Houses                          |                 | 7,88.01              | 10,79.25                    |     |
| 1052 Shipping                                        |                 | 7,54.07              | 12,18.82                    |     |
| 1053 Civil Aviation                                  |                 | 50.08                | (-) 2.44                    | (*) |
| 1054 Roads and Bridges                               |                 | 25,00.75             | 24,17.51                    |     |
| 1055 Road Transport                                  |                 | 0.00                 | 1.56                        |     |
| 1056 Inland Water Transport                          |                 | 26.08                | 28.07                       |     |
| 1425 Other Scientific Research                       |                 | 0.06                 | 0.01                        |     |
| 1452 Tourism                                         |                 | 7,36.25              | 9,31.21                     |     |
| 1456 Civil Supplies                                  |                 | 72.68                | 22.75                       |     |
| 1475 Other General Economic Services                 |                 | 2,94,50.70           | 4,07,91.91                  |     |
| <b>Total (iii) Economic Services</b>                 |                 | <b>14,15,48.68</b>   | <b>14,28,36.30</b>          |     |
| <b>Total (c) Other Non-Tax Revenue</b>               |                 | <b>35,74,83.34</b>   | <b>37,02,73.89</b>          |     |
| <b>Total B. Non-Tax Revenue</b>                      |                 | <b>38,74,70.96</b>   | <b>40,98,41.33</b>          |     |

(\*) Refund was more than the receipts during the year. Hence, minus figure.



## STATEMENT NO. 1 - SUMMARY OF TRANSACTIONS - contd.

| <i>Disbursements</i>                                 | <i>Actuals</i>              |                      |
|------------------------------------------------------|-----------------------------|----------------------|
|                                                      | <i>(In lakhs of rupees)</i> |                      |
|                                                      | <i>Previous Year</i>        | <i>Current Year</i>  |
| (1)                                                  | (2)                         | (3)                  |
| <b>PART I - CONSOLIDATED FUND – contd.</b>           |                             |                      |
| <b>I - REVENUE - contd.</b>                          |                             |                      |
| <b>EXPENDITURE HEADS (REVENUE ACCOUNT) - contd.</b>  |                             |                      |
| <b>C. Economic Services - conclud.</b>               |                             |                      |
| <b>(c) Special Areas Programmes</b>                  |                             |                      |
| 2551 Hill Areas                                      | 14,00.03                    | 15,06.59             |
| 2575 Other Special Area Programmes                   | 1,57,44.58                  | 3,33,44.96           |
| <b>Total (c) Special Areas Programmes</b>            | <b>1,71,44.61</b>           | <b>3,48,51.55</b>    |
| <b>(d) Irrigation and Flood Control</b>              |                             |                      |
| 2701 Major and Medium Irrigation                     | 68,32.48                    | 79,78.73             |
| 2702 Minor Irrigation                                | 1,05,33.10                  | 1,40,25.13           |
| 2705 Command Area Development                        | 41,66.99                    | 73,78.43             |
| 2711 Flood Control and Drainage                      | 48.95                       | 59.43                |
| <b>Total (d) Irrigation and Flood Control</b>        | <b>2,15,81.52</b>           | <b>2,94,41.72</b>    |
| <b>(e) Energy</b>                                    |                             |                      |
| 2801 Power                                           | 18,33,30.58                 | 23,98,63.47          |
| 2810 Non-Conventional Sources of Energy              | 3,62.51                     | 3,37.18              |
| <b>Total (e) Energy</b>                              | <b>18,36,93.09</b>          | <b>24,02,00.65</b>   |
| <b>(f) Industry and Minerals</b>                     |                             |                      |
| 2851 Village and Small Industries                    | 3,10,24.00                  | 3,30,04.03           |
| 2852 Industries                                      | 40,59.31                    | 26,97.05             |
| 2853 Non-Ferrous Mining and Metallurgical Industries | 6,85.35                     | 6,85.05              |
| 2885 Other Outlays on Industries and Minerals        | ...                         | 2,00.00              |
| <b>Total (f) Industry and Minerals</b>               | <b>3,57,68.66</b>           | <b>3,65,86.13</b>    |
| <b>(g) Transport</b>                                 |                             |                      |
| 3051 Ports and Light Houses                          | 3,14.61                     | 3,22.12              |
| 3053 Civil Aviation                                  | 1,09.93                     | 69.10                |
| 3054 Roads and Bridges                               | 6,51,87.61                  | 12,85,41.26          |
| 3055 Road Transport                                  | 98,46.41                    | 2,72,77.47           |
| 3056 Inland Water Transport                          | 1,51.61                     | 1,88.48              |
| <b>Total (g) Transport</b>                           | <b>7,56,10.17</b>           | <b>15,63,98.43</b>   |
| <b>(i) Science, Technology and Environment</b>       |                             |                      |
| 3425 Other Scientific Research                       | 8,81.50                     | 4,13.91              |
| 3435 Ecology and Environment                         | 6,96.49                     | 12,19.42             |
| <b>Total (i) Science, Technology and Environment</b> | <b>15,77.99</b>             | <b>16,33.33</b>      |
| <b>(j) General Economic Services</b>                 |                             |                      |
| 3451 Secretariat-Economic Services                   | 54,12.59                    | 59,73.76             |
| 3452 Tourism                                         | 32,42.98                    | 49,89.16             |
| 3454 Census, Surveys and Statistics                  | 18,19.22                    | 16,11.22             |
| 3455 Meteorology                                     | 57.00                       | 50.00                |
| 3456 Civil Supplies                                  | 5,38.66                     | 7,07.04              |
| 3475 Other General Economic Services                 | 8,40,20.22                  | 12,68,17.53          |
| <b>Total (j) General Economic Services</b>           | <b>9,50,90.67</b>           | <b>14,01,48.71</b>   |
| <b>Total C. Economic Services</b>                    | <b>79,47,32.38</b>          | <b>1,04,40,24.02</b> |

**STATEMENT NO.1 - SUMMARY OF TRANSACTIONS - contd.**

|                                                   | <i>Receipts</i>                                 | <i>Actuals</i>              |                      |
|---------------------------------------------------|-------------------------------------------------|-----------------------------|----------------------|
|                                                   |                                                 | <i>(In lakhs of rupees)</i> |                      |
|                                                   |                                                 | <i>Previous Year</i>        | <i>Current Year</i>  |
|                                                   | <i>(1)</i>                                      | <i>(2)</i>                  | <i>(3)</i>           |
| <b>PART I - CONSOLIDATED FUND - conclud.</b>      |                                                 |                             |                      |
| <b>I - REVENUE - conclud.</b>                     |                                                 |                             |                      |
| <b>RECEIPT HEADS (REVENUE ACCOUNT) - conclud.</b> |                                                 |                             |                      |
| <b>C. Grants-In-Aid and Contributions</b>         |                                                 |                             |                      |
| 1601                                              | Grants-in-aid from Central Government           | 36,32,36.87                 | 48,13,16.67          |
|                                                   | <b>Total C. Grants-In-Aid and Contributions</b> | <b>36,32,36.87</b>          | <b>48,13,16.67</b>   |
|                                                   | <b>TOTAL RECEIPT HEADS (REVENUE ACCOUNT)</b>    | <b>3,03,52,05.10</b>        | <b>3,75,86,94.08</b> |
|                                                   | <b>REVENUE DEFICIT</b>                          | ...                         | ...                  |
| <b>2 - CAPITAL, PUBLIC DEBT, LOANS ETC.</b>       |                                                 |                             |                      |
| <b>RECEIPT HEADS (CAPITAL ACCOUNT)</b>            |                                                 |                             |                      |
| 4000                                              | Miscellaneous Capital Receipts                  | ...                         | ...                  |
| <b>E. Public Debt</b>                             |                                                 |                             |                      |
| 6003                                              | Internal Debt of the State Government           | 49,94,89.38                 | 28,91,48.40          |
| 6004                                              | Loans and Advances from the Central Government  | 6,68,65.40                  | 6,54,45.50           |
|                                                   | <b>Total E. Public Debt</b>                     | <b>56,63,54.78</b>          | <b>35,45,93.90</b>   |
| <b>F. Loans and Advances</b>                      |                                                 |                             |                      |
|                                                   | Recoveries of Loans and Advances                | 1,23,55.14                  | 59,97.44             |
|                                                   | <b>TOTAL PART I - CONSOLIDATED FUND</b>         | <b>3,61,39,15.02</b>        | <b>4,11,92,85.42</b> |
| <b>PART II - CONTINGENCY FUND</b>                 |                                                 |                             |                      |
| 8000                                              | Contingency Fund                                | 38,91.18                    | ...                  |
| <b>PART III - PUBLIC ACCOUNT</b>                  |                                                 |                             |                      |
| <b>I. Small Savings, Provident Funds Etc.</b>     |                                                 |                             |                      |
|                                                   |                                                 | 16,50,54.83                 | 17,48,07.01          |
| <b>J. Reserve Funds</b>                           |                                                 |                             |                      |
|                                                   | (a) Reserve Funds bearing Interest              | 5.51                        | 4.21                 |
|                                                   | (b) Reserve Funds not bearing Interest          | 13,07,30.68                 | 16,58,08.80          |
|                                                   | <b>Total J. Reserve Funds</b>                   | <b>13,07,36.19</b>          | <b>16,58,13.01</b>   |

**STATEMENT NO. 1 - SUMMARY OF TRANSACTIONS - contd.**

|                                                       | <i>Disbursements</i>                                                         | <i>Actuals</i>                           |                                         |
|-------------------------------------------------------|------------------------------------------------------------------------------|------------------------------------------|-----------------------------------------|
|                                                       |                                                                              | <i>(In lakhs of rupees)</i>              |                                         |
|                                                       |                                                                              | <i>Previous Year</i><br><i>(2005-06)</i> | <i>Current Year</i><br><i>(2006-07)</i> |
|                                                       | (1)                                                                          | (2)                                      | (3)                                     |
| <b>PART I - CONSOLIDATED FUND - conclud.</b>          |                                                                              |                                          |                                         |
| <b>I - REVENUE - conclud.</b>                         |                                                                              |                                          |                                         |
| <b>EXPENDITURE HEADS (REVENUE ACCOUNT) - conclud.</b> |                                                                              |                                          |                                         |
| <b>D. Grants-In-Aid and Contributions</b>             |                                                                              |                                          |                                         |
| 3604                                                  | Compensation and Assignments to Local Bodies and Panchayati Raj Institutions | 11,58,96.22                              | 16,39,05.65                             |
| <b>Total D. Grants-In-Aid and Contributions</b>       |                                                                              | <b>11,58,96.22</b>                       | <b>16,39,05.65</b>                      |
| <b>TOTAL EXPENDITURE HEADS (REVENUE ACCOUNT)</b>      |                                                                              | <b>2,80,40,89.77</b>                     | <b>3,34,35,42.66</b>                    |
| <b>REVENUE SURPLUS</b>                                |                                                                              | <b>23,11,15.33</b>                       | <b>41,51,51.42</b>                      |
| <b>2 - CAPITAL, PUBLIC DEBT, LOANS ETC.</b>           |                                                                              |                                          |                                         |
| <b>EXPENDITURE HEADS (CAPITAL ACCOUNT) ^</b>          |                                                                              | <b>58,21,92.76</b>                       | <b>85,42,57.22</b>                      |
| <b>E. Public Debt</b>                                 |                                                                              |                                          |                                         |
| 6003                                                  | Internal Debt of the State Government                                        | 3,93,36.18                               | 10,12,34.07                             |
| 6004                                                  | Loans and Advances from the Central Government                               | 4,17,49.53                               | 7,37,03.04                              |
| <b>Total E. Public Debt</b>                           |                                                                              | <b>8,10,85.71</b>                        | <b>17,49,37.11</b>                      |
| <b>F. Loans and Advances</b>                          |                                                                              |                                          |                                         |
| Loans and Advances                                    |                                                                              | 2,99,60.00                               | 3,57,22.71                              |
| <b>TOTAL PART I - CONSOLIDATED FUND</b>               |                                                                              | <b>3,49,73,28.24</b>                     | <b>4,40,84,59.70</b>                    |
| <b>PART II - CONTINGENCY FUND</b>                     |                                                                              |                                          |                                         |
| 8000                                                  | Contingency Fund                                                             | ...                                      | 13,27.77<br>(B)                         |
| <b>PART III - PUBLIC ACCOUNT</b>                      |                                                                              |                                          |                                         |
| <b>I. Small Savings, Provident Funds Etc.</b>         |                                                                              | <b>9,94,67.60</b>                        | <b>10,88,69.48</b>                      |
| <b>J. Reserve Funds</b>                               |                                                                              |                                          |                                         |
| (a)                                                   | Reserve Funds bearing Interest                                               | 14.42                                    | 5.60                                    |
| (b)                                                   | Reserve Funds not bearing Interest                                           | 11,57,47.42                              | 4,68,04.64                              |
| <b>Total J. Reserve Funds</b>                         |                                                                              | <b>11,57,61.84</b>                       | <b>4,68,10.24</b>                       |

(^). Figures for each major head are given in Statement No.2.

(B) Represents the expenditure debited to the Contingency Fund during 2006-07 through book adjustment and remained un-recovered before the close of the year as detailed below:

| Head of Account               | Amount in thousands of rupees |
|-------------------------------|-------------------------------|
| Loans for Consumer Industries | 13,27,77                      |
| <b>Total</b>                  | <b>13,27,77</b>               |

**STATEMENT NO.1 - SUMMARY OF TRANSACTIONS - conclud.**

| <i>Receipts</i>                                                                                                                                    | <i>Actuals</i>              |                       |
|----------------------------------------------------------------------------------------------------------------------------------------------------|-----------------------------|-----------------------|
|                                                                                                                                                    | <i>(In lakhs of rupees)</i> |                       |
|                                                                                                                                                    | <i>Previous Year</i>        | <i>Current Year</i>   |
| <i>(1)</i>                                                                                                                                         | <i>(2)</i>                  | <i>(3)</i>            |
| <b>PART III - PUBLIC ACCOUNT – conclud.</b>                                                                                                        |                             |                       |
| <b>K. Deposits and Advances</b>                                                                                                                    |                             |                       |
| <i>(a) Deposits bearing Interest</i>                                                                                                               | 97,80.89                    | 4,04,52.83            |
| <i>(b) Deposits not bearing Interest</i>                                                                                                           | 1,57,50,62.74               | 1,86,25,13.31         |
| <i>(c) Advances</i>                                                                                                                                | 77,65.64                    | 43,30.03              |
| <b>Total K. Deposits and Advances</b>                                                                                                              | <b>1,59,26,09.27</b>        | <b>1,90,72,96.17</b>  |
| <b>L. Suspense and Miscellaneous</b>                                                                                                               |                             |                       |
| <i>(b) Suspense</i>                                                                                                                                | (-) 5,58,80.29              | 52,05.79              |
| <i>(c) Other Accounts</i>                                                                                                                          | 7,45,95,45.36               | 11,28,02,52.45        |
| <i>(d) Accounts with Governments of Foreign Countries</i>                                                                                          | ...                         | ...                   |
| <i>(e) Miscellaneous</i>                                                                                                                           | 73,98.32                    | 47,07.73              |
| <b>Total L. Suspense and Miscellaneous</b>                                                                                                         | <b>7,41,10,63.39</b>        | <b>11,29,01,65.97</b> |
| <b>M. Remittances</b>                                                                                                                              |                             |                       |
| <i>(a) Money Orders, Remittances and Adjustments between officers rendering accounts to the same Accountant General etc. and Other Remittances</i> | 27,67,15.50                 | 37,91,14.74           |
| <i>(b) Inter - Government Adjustment Account</i>                                                                                                   | (-) 51.44                   | (-) 49.76             |
| <b>Total M. Remittances</b>                                                                                                                        | <b>27,66,64.06</b>          | <b>37,90,64.98</b>    |
| <b>TOTAL PART III - PUBLIC ACCOUNT</b>                                                                                                             | <b>9,57,61,27.74</b>        | <b>13,91,71,47.14</b> |
| <b>TOTAL RECEIPTS</b>                                                                                                                              | <b>13,19,39,33.94</b>       | <b>18,03,64,32.56</b> |
| <b>OPENING CASH BALANCE</b>                                                                                                                        | <b>22,56.89</b>             | <b>52,15.59</b>       |
| <b>GRAND TOTAL</b>                                                                                                                                 | <b>13,19,61,90.83</b>       | <b>18,04,16,48.15</b> |

**STATEMENT NO. 1 - SUMMARY OF TRANSACTIONS - conclud.**

| <i>Disbursements</i>                                                                                                                        | <i>Actuals</i><br>(In lakhs of rupees) |                                  |
|---------------------------------------------------------------------------------------------------------------------------------------------|----------------------------------------|----------------------------------|
|                                                                                                                                             | <i>Previous Year</i><br>(2005-06)      | <i>Current Year</i><br>(2006-07) |
| (1)                                                                                                                                         | (2)                                    | (3)                              |
| <b>PART III - PUBLIC ACCOUNT – conclud.</b>                                                                                                 |                                        |                                  |
| <b>K. Deposits and Advances</b>                                                                                                             |                                        |                                  |
| (a) Deposits bearing Interest                                                                                                               | 8,87.79                                | 3,61,74.16                       |
| (b) Deposits not bearing Interest                                                                                                           | 1,62,01,77.25                          | 1,68,67,78.01                    |
| (c) Advances                                                                                                                                | 83,83.81                               | 38,32.28                         |
| <b>Total K. Deposits and Advances</b>                                                                                                       | <b>1,62,94,48.85</b>                   | <b>1,72,67,84.45</b>             |
| <b>L. Suspense and Miscellaneous</b>                                                                                                        |                                        |                                  |
| (b) Suspense                                                                                                                                | (-) 5,27,85.40                         | 1,06,62.45                       |
| (c) Other Accounts                                                                                                                          | 7,62,90,54.96                          | 11,38,78,30.49                   |
| (d) Accounts with Governments of Foreign Countries                                                                                          | (-) 0.31                               | 1.02                             |
| (e) Miscellaneous                                                                                                                           | 0.92                                   | (-) 0.15                         |
| <b>Total L. Suspense And Miscellaneous</b>                                                                                                  | <b>7,57,62,70.17</b>                   | <b>11,39,84,93.81</b>            |
| <b>M. Remittances</b>                                                                                                                       |                                        |                                  |
| (a) Money Orders, Remittances and Adjustments between officers rendering accounts to the same Accountant General etc. and Other Remittances | 27,28,90.10                            | 32,83,24.58                      |
| (b) Inter - Government Adjustment Account                                                                                                   | (-) 1,91.56                            | (-) 6,10.11                      |
| <b>Total M. Remittances</b>                                                                                                                 | <b>27,26,98.54</b>                     | <b>32,77,14.47</b>               |
| <b>TOTAL PART III - PUBLIC ACCOUNT</b>                                                                                                      | <b>9,69,36,47.00</b>                   | <b>13,60,86,72.45</b>            |
| <b>TOTAL PAYMENTS</b>                                                                                                                       | <b>13,19,09,75.24</b>                  | <b>18,01,84,59.92</b>            |
| <b>CLOSING CASH BALANCE</b>                                                                                                                 | <b>52,15.59</b>                        | <b>2,31,88.23</b>                |
|                                                                                                                                             |                                        | (a)                              |
| <b>GRAND TOTAL</b>                                                                                                                          | <b>13,19,61,90.83</b>                  | <b>18,04,16,48.15</b>            |

- (a) There is a difference of Rs.1,16,42.78 lakh (Cr.) between the figures reflected in the accounts and that intimated by RBI regarding 'Deposits with Reserve Bank' included in the Cash Balance. The discrepancy is under reconciliation. See footnote (A) below Statement No.7.

**STATEMENT NO.1 - EXPLANATORY NOTES**

(i) A comparative summary of the transaction is given below:

|                                                       | <i>Previous Year<br/>(2005-06)</i> | <i>Current Year<br/>(2006-07)</i> |
|-------------------------------------------------------|------------------------------------|-----------------------------------|
|                                                       | <i>(In crores of rupees)</i>       |                                   |
| <b>Opening Cash Balance</b>                           | <b>(+) 22.57</b>                   | <b>(+) 52.16</b>                  |
| <b>Part I – Consolidated Fund</b>                     |                                    |                                   |
| <b>(a) Transactions on Revenue Account</b>            |                                    |                                   |
| Receipt Heads                                         | 3,03,52.05                         | 3,75,86.94 (#)                    |
| Expenditure Heads                                     | 2,80,40.89                         | 3,34,35.43 (^)                    |
| Net Revenue Surplus (+) / Deficit (-)                 | (+) 23,11.16                       | (+) 41,51.51                      |
| <b>(b) Transactions Other than on Revenue Account</b> |                                    |                                   |
| Capital Account (Net)                                 | (-) 58,21.93                       | (-) 85,42.57                      |
| Public Debt (Net)                                     | (+) 48,52.69                       | (+) 17,96.57                      |
| Loans and Advances (Net)                              | (-) 1,76.05                        | (-) 2,97.25                       |
| Inter-State Settlement (Net)                          | ...                                | ...                               |
| <b>Part - II - Contingency Fund (Net)</b>             | <b>(+) 38.91</b>                   | <b>(-) 13.28</b>                  |
| <b>Part - III Public Account (Net)</b>                | <b>(-) 11,75.19</b>                | <b>(+) 30,84.75</b>               |
| <b>Closing Cash Balance</b>                           | <b>(+) 52.16</b>                   | <b>(+) 2,31.89</b>                |
| <b>Overall Surplus (+) / Deficit (-)</b>              | <b>(+) 29.59</b>                   | <b>(+) 1,79.73</b>                |

(ii) Receipts from Government of India

**1 Share of net proceeds of Union Taxes and Duties**

|                                                              |                 |                 |
|--------------------------------------------------------------|-----------------|-----------------|
| a) Corporation Tax                                           | 11,63.33        | 16,77.34        |
| b) Taxes on Income Other than Corporation Tax                | 8,20.06         | 10,18.57        |
| c) Other Taxes on Income and Expenditure                     | (-) 0.25        | (-) 0.28 (\$)   |
| d) Taxes on Wealth                                           | 2.29            | 2.11            |
| e) Customs                                                   | 8,21.42         | 10,48.23        |
| f) Union Excise Duties                                       | 10,96.19        | 11,13.07        |
| g) Service Tax                                               | 3,10.72         | 5,15.63         |
| h) Other Taxes and Duties on Commodities and Services        | (-) 0.34        | (-) 0.34 (\$)   |
| <b>Total Share of net proceeds of Union Taxes and Duties</b> | <b>42,13.42</b> | <b>53,74.33</b> |

**2 Grants under Proviso to Article 275 (1) of the Constitution**

|       |       |
|-------|-------|
| 94.40 | 27.69 |
|-------|-------|

**3 Other Grants**

|                               |          |          |
|-------------------------------|----------|----------|
| Grants for different purposes | 35,37.97 | 47,85.48 |
|-------------------------------|----------|----------|

(#) The revenue receipts during the year includes Rs.3,13.12 crore transferred from Public Account (see footnote at pages 78, 83 and 92) and Rs.3,63.16 crore representing debt waiver / debt relief of Government of India Loans (see footnote at pages 78 and 293) pertaining to earlier years.

(^ ) The revenue expenditure during the year includes Rs.11.10 crore relating to earlier years (see footnote at pages 97 and 118).

(\$ ) Refer footnotes at pages 73 and 75.

**STATEMENT NO.1 - EXPLANATORY NOTES – contd.**

**(iii) Taxation changes and other mobilisation of resources anticipated during the year and actuals thereagainst:-**

Information has not been received from the Government of Karnataka (August 2007).

**(iv) Large and Important Variations:**

**(a) Revenue Receipts:**

The Revenue Receipts of the State increased from Rs.3,03,52.05 crore in 2005-06 to Rs.3,75,86.94 crore in 2006-07. The increase (Rs.72,34.89 crore) was mainly under:

| Sl.No. | Major Head of Account           | Actuals                      |            |          |
|--------|---------------------------------|------------------------------|------------|----------|
|        |                                 | 2005-06                      | 2006-07    | Increase |
|        |                                 | <i>(In crores of rupees)</i> |            |          |
| 1.     | 0040 Taxes on Sales, Trade etc. | 98,69.54                     | 1,17,61.72 | 18,92.18 |

Increase in receipt was noticed under 'Trade Tax' (Rs.26,98.06 crore) and 'Receipts under Central Sales Tax Act' (Rs.2,43.64 crore). The receipts under 'Receipts under State Sales Tax Act' was less by Rs.10,49.52 crore.

|    |                                            |          |          |          |
|----|--------------------------------------------|----------|----------|----------|
| 2. | 1601 Grants-in-aid from Central Government | 36,32.37 | 48,13.17 | 11,80.80 |
|----|--------------------------------------------|----------|----------|----------|

Compared to 2005-06 the Grants-in-aid from the Central Government was more under 'Non-Plan Grants' (Rs.4,88.63 crore), 'Grants for State/ Union Territory Plan Schemes' (Rs.3,69.02 crore), 'Grants for Centrally Sponsored Plan Schemes' (Rs.3,17.19 crore) and 'Grants for Central Plan Schemes' (Rs.5.96 crore).

Increase in the Non-Plan Grants was mainly in respect of grants for Roads and Bridges (Rs.3,64.53 crore - no grants released during the previous year), Other Rural Development Programmes (Rs.2,45.65 crore), Other Administrative Services (Rs.1,05.15 crore), Urban Development (Rs.64.60 crore), Medical and Public Health (Rs.54.88 crore - no grants released during the previous year), Contribution to Calamity Relief Fund (Rs.27.98 crore - the amount of Grants for Calamity Relief Fund of the State for the five year period 2005-2010 is as fixed by the Twelfth Finance Commission. Increase was mainly due to release of advance grant of Rs.23.70 crore to be adjusted out of grants due for 2007-08), Grants from National Calamity Contingency Fund (Rs.26.12 crore - increase due to restoration of the amount withdrawn from the grants released during the previous year), Public Works (Rs.25.64 crore - no grants released during the previous year), Sports and Youth Services (Rs.25.00 crore), Police (Rs.19.76 crore) and Art and Culture (Rs.12.50 crore). Decrease was mainly in respect of Grants towards VAT loss compensation (Rs.4,13.56 crore) and Grants under the proviso to Article 275(1) of the Constitution (Rs.68.92 crore - no grants released during the current year).

**STATEMENT NO.1 - EXPLANATORY NOTES – contd.**

Increase in the Grants for State / Union Territory Plan Schemes was mainly in respect of Block Grants (Rs.3,04.94 crore), Other Rural Development Programme - Panchayati Raj Institutions (Rs.37.50 crore - no grants released during the previous year) and grants from Central Road Fund (Rs.17.30 crore).

Increase in the Grants for Centrally Sponsored Plan Schemes was mainly in respect of grants for Water Supply and Sanitation (Rs.1,39.39 crore), General Education (Rs.84.51 crore), Social Security and Welfare - Social Welfare (Rs.67.93 crore), Welfare of Scheduled Castes, Scheduled Tribes and Other Backward Classes (Rs.18.66 crore), Crop Husbandry (Rs.17.74 crore), Central Road Fund (Rs.14.02 crore), Medical and Public Health (Rs.6.45 crore) and Animal Husbandry (Rs.6.31 crore). Decrease was mainly in respect of grants for Family Welfare (Rs.38.31 crore).

Increase in the Grants for Central Plan Schemes was noticed mainly in respect of grants for General Education (Rs.4.82 crore).

| Sl.No. | Major Head of Account | Actuals               |          |          |
|--------|-----------------------|-----------------------|----------|----------|
|        |                       | 2005-06               | 2006-07  | Increase |
|        |                       | (In crores of rupees) |          |          |
| 3.     | 0039 State Excise     | 33,96.79              | 44,95.48 | 10,98.69 |

Increase in receipt was noticed mainly under 'Country Spirits' (Rs.4,97.02 crore), 'Foreign Liquors and spirits' (Rs.4,60.58 crore), 'Malt Liquor' (Rs.1,03.32 crore), 'Other Receipts' (Rs.22.23 crore) and 'Commercial and denatured spirits and medicated wines' (Rs.16.32 crore).

|    |                                   |          |          |         |
|----|-----------------------------------|----------|----------|---------|
| 4. | 0030 Stamps and Registration Fees | 22,12.19 | 32,05.80 | 9,93.61 |
|----|-----------------------------------|----------|----------|---------|

Increase in receipt was noticed mainly under 'Stamps-Non-Judicial - Duty on Impressing of Documents' (Rs.6,14.47 crore), 'Registration Fees - Other Receipts' (Rs.2,32.90 crore), 'Registration Fees - Fees for registering documents' (Rs.1,17.21 crore), 'Stamps-Non-Judicial - Sale of Stamps' (Rs.21.34 crore) and 'Stamps-Judicial - Court Fees realised in Stamps' (Rs.9.34 crore).

The payment to Local Bodies of net proceeds on duty levied by them on transfer of property was more than in the previous year by Rs.6.22 crore.

|    |                      |          |          |         |
|----|----------------------|----------|----------|---------|
| 5. | 0020 Corporation Tax | 11,63.33 | 16,77.34 | 5,14.01 |
|----|----------------------|----------|----------|---------|

Increase in receipt was under 'Share of net proceeds assigned to States' (Rs.5,14.01 crore).



**STATEMENT NO.1 - EXPLANATORY NOTES – contd.**

| SL.No. | Major Head of Account                                                                                                                                                                                                                                                                                                       | Actuals                      |          | Increase |
|--------|-----------------------------------------------------------------------------------------------------------------------------------------------------------------------------------------------------------------------------------------------------------------------------------------------------------------------------|------------------------------|----------|----------|
|        |                                                                                                                                                                                                                                                                                                                             | 2005-06                      | 2006-07  |          |
|        |                                                                                                                                                                                                                                                                                                                             | <i>(In crores of rupees)</i> |          |          |
| 6.     | 0041 Taxes on Vehicles                                                                                                                                                                                                                                                                                                      | 11,05.45                     | 13,74.50 | 2,69.05  |
|        | Tax collection was more in respect of Receipts under the State Motor Vehicles Taxation Acts (Rs.2,59.21 crore) and Receipts under the Indian Motor Vehicles Act (Rs.15.45 crore). Other Receipts was less by Rs.5.61 crore.                                                                                                 |                              |          |          |
| 7.     | 0037 Customs                                                                                                                                                                                                                                                                                                                | 8,21.42                      | 10,48.23 | 2,26.81  |
|        | Increase in the receipt was under 'Share of net proceeds assigned to States' (Rs.2,26.81 crore).                                                                                                                                                                                                                            |                              |          |          |
| 8.     | 0044 Service Tax                                                                                                                                                                                                                                                                                                            | 3,10.72                      | 5,15.63  | 2,04.91  |
|        | Increase in the receipt was under 'Share of net proceeds assigned to States' (Rs.2,04.91 crore).                                                                                                                                                                                                                            |                              |          |          |
| 9.     | 0021 Taxes on Income other than Corporation Tax                                                                                                                                                                                                                                                                             | 8,20.06                      | 10,18.57 | 1,98.51  |
|        | Increase in the receipt was under 'Share of net proceeds assigned to States' (Rs.1,98.51 crore).                                                                                                                                                                                                                            |                              |          |          |
| 10.    | 0045 Other Taxes and Duties on Commodities and Services                                                                                                                                                                                                                                                                     | 2,80.32                      | 4,24.71  | 1,44.39  |
|        | Increase in receipt was noticed mainly under 'Betting Tax' (Rs.1,41.39 crore), 'Luxury Tax' (Rs.60.39 crore). Decrease was noticed mainly under 'Entertainment Tax' (Rs.31.94 crore) and 'Other Receipts' (Rs.25.55 crore).                                                                                                 |                              |          |          |
| 11.    | 1475 Other General Economic Services                                                                                                                                                                                                                                                                                        | 2,94.51                      | 4,07.92  | 1,13.41  |
|        | Increase in the receipt was mainly under 'Other Receipts' (Rs.1,10.31 crore) and 'Fees for Stamping Weights and Measures' (Rs.7.04 crore). The receipts accounted under 'Other Receipts' under this head mainly represent the amount of infrastructure cess (collected on various taxes) transferred from the tax receipts. |                              |          |          |
| 12.    | 0043 Taxes and Duties on Electricity                                                                                                                                                                                                                                                                                        | 2,77.09                      | 3,88.57  | 1,11.48  |
|        | Increase in receipt was noticed under 'Taxes on Consumption of sale of Electricity' (Rs.1,16.17 crore).                                                                                                                                                                                                                     |                              |          |          |
| 13.    | 0042 Taxes on Goods and Passengers                                                                                                                                                                                                                                                                                          | 10,41.45                     | 11,47.20 | 1,05.75  |
|        | Increase in revenue in respect of 'Tax on entry of goods into Local Areas' was Rs.1,06.10 crore.                                                                                                                                                                                                                            |                              |          |          |

**STATEMENT NO.1 - EXPLANATORY NOTES – contd.**

| Sl.No. | Major Head of Account | Actuals |         |          |
|--------|-----------------------|---------|---------|----------|
|        |                       | 2005-06 | 2006-07 | Increase |

*(In crores of rupees)*

|     |      |                                |          |          |       |
|-----|------|--------------------------------|----------|----------|-------|
| 14. | 0075 | Miscellaneous General Services | 17,92.76 | 18,92.46 | 99.70 |
|-----|------|--------------------------------|----------|----------|-------|

Increase in receipt was mainly under 'Other Receipts' (Rs.7,21.32 crore - mainly due to write-off of Government of India loans for State Plan Schemes as per the recommendations of Eleventh and Twelfth Finance Commissions) and 'Unclaimed Deposits' (Rs.21.47 crore). Decrease was mainly under 'State Lotteries' (Rs.6,38.26 crore).

|     |      |                   |         |         |       |
|-----|------|-------------------|---------|---------|-------|
| 15. | 0049 | Interest Receipts | 2,83.00 | 3,76.19 | 93.19 |
|-----|------|-------------------|---------|---------|-------|

Increase in the interest receipts was noticed mainly under 'Interest realised on investment of cash balances' (Rs.1,49.63 crore) and decrease was mainly under 'Interest from Public Sector and Other Undertakings' (Rs.54.09 crore).

|     |      |                                       |         |         |       |
|-----|------|---------------------------------------|---------|---------|-------|
| 16. | 0028 | Other Taxes on Income and Expenditure | 3,30.00 | 3,92.30 | 62.30 |
|-----|------|---------------------------------------|---------|---------|-------|

Increase in the receipt of 'Taxes on Professions, Trades, Callings and Employment' was more by Rs.62.33 crore.

|     |      |                                                 |         |         |       |
|-----|------|-------------------------------------------------|---------|---------|-------|
| 17. | 0853 | Non-ferrous Mining and Metallurgical Industries | 3,25.37 | 3,66.29 | 40.92 |
|-----|------|-------------------------------------------------|---------|---------|-------|

Increase in receipt was mainly under 'Mineral Concession fees, rents and royalties' (Rs.43.39 crore).

|     |      |              |      |       |       |
|-----|------|--------------|------|-------|-------|
| 18. | 0506 | Land Reforms | 9.22 | 46.43 | 37.21 |
|-----|------|--------------|------|-------|-------|

Increase was under 'Other Receipts' (Rs.37.21 crore).

|     |      |                               |       |         |       |
|-----|------|-------------------------------|-------|---------|-------|
| 19. | 0070 | Other Administrative Services | 74.33 | 1,01.34 | 27.01 |
|-----|------|-------------------------------|-------|---------|-------|

Increase in receipt was noticed mainly under 'Administration of Justice - Fines and Forfeitures' (Rs.16.67 crore), 'Administration of Justice - Other Receipts' (Rs.6.29 crore), 'Elections - Other Receipts' (Rs.3.95 crore) and 'Other Services - Other Receipts' (Rs.2.80 crore). Decrease was mainly under and 'Elections - Contributions towards issue of voter identity cards' (Rs.3.99 crore - no receipts during the current year).

|     |      |                                    |       |       |       |
|-----|------|------------------------------------|-------|-------|-------|
| 20. | 0202 | Education, Sports, Art and Culture | 44.91 | 65.00 | 20.09 |
|-----|------|------------------------------------|-------|-------|-------|

Increase in the receipt was mainly under 'General Education - Secondary Education' (Rs.18.15 crore).

**STATEMENT NO.1 - EXPLANATORY NOTES – contd.**

| Sl.No. | Major Head of Account                                                                                                                                   | Actuals                      |          |          |
|--------|---------------------------------------------------------------------------------------------------------------------------------------------------------|------------------------------|----------|----------|
|        |                                                                                                                                                         | 2005-06                      | 2006-07  | Increase |
|        |                                                                                                                                                         | <i>(In crores of rupees)</i> |          |          |
| 21.    | 0038 Union Excise Duties                                                                                                                                | 10,96.19                     | 11,13.07 | 16.88    |
|        | Increase in the receipt was under 'Share of net proceeds assigned to States' (Rs.16.88 crore).                                                          |                              |          |          |
| 22.    | 0406 Forestry and Wildlife                                                                                                                              | 1,15.80                      | 1,27.97  | 12.17    |
|        | Increase in receipt was noticed mainly under 'Forestry – Other Receipts' (Rs.9.20 crore) and 'Sale of Timber and Other Forest Produce' (Rs.2.89 crore). |                              |          |          |
| 23.    | 0851 Village and Small Industries                                                                                                                       | 29.05                        | 39.46    | 10.41    |
|        | Increase was mainly under 'Sericulture Industries' (Rs.12.17 crore).                                                                                    |                              |          |          |
| 24.    | 0055 Police                                                                                                                                             | 42.55                        | 52.91    | 10.36    |
|        | Increase was mainly under 'Fees, Fines and Forfeitures' (Rs.5.15 crore) and 'Police supplied to Other Governments' (Rs.4.21 crore).                     |                              |          |          |
| 25.    | 0051                                                                                                                                                    | 6.83                         | 13.72    | 6.89     |
|        | Increase was under 'State PSC Examination Fees' (Rs.7.02 crore).                                                                                        |                              |          |          |
| 26.    | 0230 Labour and Employment                                                                                                                              | 12.73                        | 18.16    | 5.43     |
|        | Increase was under 'Other Receipts' (Rs.4.85 crore).                                                                                                    |                              |          |          |
| 27.    | 1052 Shipping                                                                                                                                           | 7.54                         | 12.19    | 4.65     |
|        | Increase was mainly under 'Receipts from Shipping Services' (Rs.4.63 crore).                                                                            |                              |          |          |
| 28.    | 0059 Public Works                                                                                                                                       | 27.27                        | 31.32    | 4.05     |
|        | Increase was mainly under 'General - Other Receipts' (Rs.5.62 crore).                                                                                   |                              |          |          |

**STATEMENT NO.1 - EXPLANATORY NOTES – contd.**

The increase in the above heads of account was partially offset by decrease in the Revenue Receipts under the following heads.

| <i>Sl.No.</i> | <i>Major Head of Account</i>                                                                                                                                                             | <i>Actuals</i> |                |                 |
|---------------|------------------------------------------------------------------------------------------------------------------------------------------------------------------------------------------|----------------|----------------|-----------------|
|               |                                                                                                                                                                                          | <i>2005-06</i> | <i>2006-07</i> | <i>Decrease</i> |
| 1.            | 0515 Other Rural Development Programmes                                                                                                                                                  | 4,26.76        | 2,90.18        | 1,36.58         |
|               | Decrease was mainly under 'Other Receipts' (Rs.1,25.65 crore).                                                                                                                           |                |                |                 |
| 2.            | 0071 Contributions and Recoveries towards Pension and Other Retirement Benefits                                                                                                          | 76.64          | 27.47          | 49.17           |
|               | Decrease in receipt was noticed mainly under 'Subscriptions and Contributions' (Rs.54.04 crore) and increase was under 'Other Receipts' (Rs.4.91 crore).                                 |                |                |                 |
| 3.            | 0801 Power                                                                                                                                                                               | 42.55          | 5.29           | 37.26           |
|               | Decrease in receipt was under 'Hydel Generation - Karnataka Power Corporation Limited' (Rs.38.37 crore).                                                                                 |                |                |                 |
| 4.            | 0852 Industries                                                                                                                                                                          | 26.65          | 2.86           | 23.79           |
|               | Decrease in receipt was noticed mainly under 'Consumer Industries - Other Receipts' (Rs.17.96 crore).                                                                                    |                |                |                 |
| 5.            | 0408 Food, Storage and Warehousing                                                                                                                                                       | 16.31          | 5.39           | 10.92           |
|               | Decrease was under 'Food' (Rs.10.67 crore).                                                                                                                                              |                |                |                 |
| 6.            | 0029 Land Revenue                                                                                                                                                                        | 1,16.50        | 1,08.76        | 7.74            |
|               | Decrease in receipts was mainly under 'Land Revenue/ Tax' (Rs.17.76 crore) and increase was under 'Receipts on account of Survey and Settlement Operations' (Rs.10.56 crore).            |                |                |                 |
| 7.            | 0216 Housing                                                                                                                                                                             | 16.47          | 11.49          | 4.98            |
|               | Decrease in receipts was mainly under 'Government Residential Buildings - Other Housing' (Rs.6.19 crore) and increase was mainly under 'Rural Housing - Other Receipts' (Rs.1.21 crore). |                |                |                 |

**STATEMENT NO.1 - EXPLANATORY NOTES – contd.**

| <i>Sl.No.</i> | <i>Major Head of Account</i>   | <i>Actuals</i>               |                |                 |
|---------------|--------------------------------|------------------------------|----------------|-----------------|
|               |                                | <i>2005-06</i>               | <i>2006-07</i> | <i>Decrease</i> |
|               |                                | <i>(In crores of rupees)</i> |                |                 |
| 8.            | 0210 Medical and Public Health | 43.92                        | 39.54          | 4.38            |

Decrease in receipts was mainly under 'Urban Health services - Receipts from Employees State Insurance Scheme' (Rs.12.97 crore). Increase was mainly under 'Urban Health services - Other Receipts' (Rs.3.33 crore) and 'Public Health - Fees and Fines etc.' (Rs.2.24 crore).

**(b) Expenditure on Revenue Account:**

The expenditure on Revenue Account increased from Rs.2,80,40.89 crore in 2005-06 to Rs.3,34,35.43 crore in 2006-07. The increase (Rs.53,94.54 crore) was substantial under the following heads of account:

| <i>Sl.No.</i> | <i>Major Head of Account</i> | <i>Actuals</i>               |                |                 |
|---------------|------------------------------|------------------------------|----------------|-----------------|
|               |                              | <i>2005-06</i>               | <i>2006-07</i> | <i>Increase</i> |
|               |                              | <i>(In crores of rupees)</i> |                |                 |
| 1.            | 2202 General Education       | 45,70.82                     | 53,60.03       | 7,89.21         |

Increase in expenditure was noticed mainly under 'Elementary Education' (Rs.3,96.11 crore), 'Secondary Education' (Rs.3,47.84 crore), and 'University and Higher Education' (Rs.36.70 crore).

The increase under 'Elementary Education' was noticed mainly under 'Assistance to Taluk Panchayats' (Rs.3,82.70 crore) and 'Other Expenditure' (Rs.27.69 crore). Decrease in expenditure was mainly under 'Assistance to Zilla Panchayats' (Rs.15.07 crore).

The increase under 'Secondary Education' was mainly under 'Assistance to Zilla Panchayats' (Rs.1,16.90 crore), 'Assistance to Taluk Panchayats' (Rs.1,07.77 crore), 'Government Secondary Schools' (Rs.1,06.16 crore) and 'Assistance to Non-Government Secondary Schools' (Rs.18.34 crore). Decrease in expenditure was mainly under 'Text Books' (Rs.5.83 crore).

The increase under 'University and Higher Education' was mainly under 'Government Colleges and Institutes' (Rs.16.04 crore), 'Assistance to Universities' (Rs.10.85 crore) and 'Assistance to Non-Government Colleges and Institutes' (Rs.7.17 crore).

**STATEMENT NO.1 - EXPLANATORY NOTES – contd.**

| <i>Sl.No.</i> | <i>Major Head of Account</i> | <i>Actuals</i> |                |                 |
|---------------|------------------------------|----------------|----------------|-----------------|
|               |                              | <i>2005-06</i> | <i>2006-07</i> | <i>Increase</i> |

*(In crores of rupees)*

|    |                        |         |          |         |
|----|------------------------|---------|----------|---------|
| 2. | 3054 Roads and Bridges | 6,51.88 | 12,85.41 | 6,33.53 |
|----|------------------------|---------|----------|---------|

Increase in expenditure was noticed mainly under 'District and Other Roads - TFC grants for Maintenance' (Rs.1,92.23 crore - no expenditure was accounted under this head in the previous year), 'General - Assistance to Zilla Panchayats' (Rs.1,66.47 crore), 'District and Other Roads - Roadworks' (Rs.67.49 crore), 'State Highways - Roadworks' (Rs.47.05 crore), 'State Highways - Bridges' (Rs.8.28 crore) and in the transfer of contribution from Central Road Fund to the Fund head in the Public Account (Rs.31.32 crore).

In the previous year expenditure to the extent of Rs.1,18.52 crore was transferred to the Rural Road Development Fund accounted under the Public Account. During the current year no such transfer has been made. This has also contributed to the increase to the extent of Rs.118.52 crore.

|    |            |          |          |         |
|----|------------|----------|----------|---------|
| 3. | 2801 Power | 18,33.30 | 23,98.63 | 5,65.33 |
|----|------------|----------|----------|---------|

Increase in expenditure was noticed under 'Assistance to Electricity Boards' (Rs.5,45.83 crore) and 'Other Expenditure' (Rs.19.50 crore).

|    |                                                                                   |          |          |         |
|----|-----------------------------------------------------------------------------------|----------|----------|---------|
| 4. | 3604 Compensation and Assignments to Local Bodies and Panchayati Raj Institutions | 11,58.96 | 16,39.06 | 4,80.10 |
|----|-----------------------------------------------------------------------------------|----------|----------|---------|

The increase in expenditure was mainly in assistance given to Non-Government Institutions (Rs.3,62.88 crore), Nagara Panchayats/ Notified Area Committees (Rs.87.45 crore) and Local Bodies and Municipalities/ Municipal Corporations (Rs.29.76 crore).

|    |                        |          |          |         |
|----|------------------------|----------|----------|---------|
| 5. | 2049 Interest Payments | 37,64.82 | 42,36.40 | 4,71.58 |
|----|------------------------|----------|----------|---------|

The interest payment during the year was more mainly under 'Interest on Internal Debt' (Rs.3,96.18 crore), 'Interest on Loans and Advances from Central Government' (Rs.39.22 crore) and 'Interest on Small Savings, Provident Funds etc.' (Rs.36.20 crore).

The increase in the interest paid on 'Internal Debt' was mainly in respect of payment of interest on 'Special Securities issued to National small savings Fund of the Central Government by State Government' (Rs.4,03.57 crore) and 'Interest on Other Internal Debts' (Rs.9.42 crore). It was less in respect of 'Market Loans' (Rs.17.08 crore).

**STATEMENT NO.1 - EXPLANATORY NOTES – contd.**

The increase in the interest paid on the 'Loans and Advances from Central Government' was the net effect of increase under 'Interest on Loans for State/Union Territory Plan Schemes' (Rs.67.74 crore) and decrease was mainly under 'Interest on State Plan Loans Consolidated in terms of recommendations of the 12th Finance Commission' (Rs.26.87 crore).

The increase in the interest paid on Small Savings, Provident Funds etc. was mainly in respect of interest paid on State Provident Funds (Rs.28.42 crore) and Insurance and pension Funds (Rs.7.74 crore).

| Sl.No. | Major Head of Account                | Actuals               |          |          |
|--------|--------------------------------------|-----------------------|----------|----------|
|        |                                      | 2005-06               | 2006-07  | Increase |
|        |                                      | (In crores of rupees) |          |          |
| 6.     | 3475 Other General Economic Services | 8,40.20               | 12,68.18 | 4,27.98  |

The increase was mainly under 'Other Expenditure' (Rs.8,57.00 crore). The expenditure under this head represents the amounts transferred to Infrastructure Initiative Fund (Rs.3,42.00 crore), BMRTL Fund (Rs 1,68.00 crore) and Rural Road Development Fund (Rs.90.00 crore) to augment the Funds and Rs.2,57.00 crore to Fiscal Management Fund constituted during the current year. No expenditure was accounted under this head in the previous year. Decrease was mainly under 'Transfer to Reserve Fund / Deposit Account' (Rs.4,32.98 crore) as the transfer to the Funds accounted under this head was restricted to the infrastructure cess collected on various taxes.

|    |                                  |         |         |         |
|----|----------------------------------|---------|---------|---------|
| 7. | 2235 Social Security and Welfare | 4,71.99 | 8,61.38 | 3,89.39 |
|----|----------------------------------|---------|---------|---------|

The increase in expenditure was noticed mainly under 'Child Welfare' (Rs.1,63.70 crore), 'Welfare of handicapped' (Rs.44.82 crore) and 'Assistance to Zilla Panchayats' (Rs.16.76 crore) below the sub major head 'Social Welfare' and below 'Other Social Security and Welfare Programmes' the increase in expenditure was mainly under 'Pensions under Social Security Schemes' (Rs.1,60.75 crore).

|    |                                             |          |          |         |
|----|---------------------------------------------|----------|----------|---------|
| 8. | 2071 Pensions and other Retirement Benefits | 22,36.79 | 24,95.88 | 2,59.09 |
|----|---------------------------------------------|----------|----------|---------|

Increase in expenditure was noticed mainly in respect of 'Family Pensions' (Rs.1,25.94 crore), 'Superannuation and Retirement Allowances' (Rs.1,01.85 crore), 'Leave Encashment Benefits' (Rs.12.56 crore), 'Pensions of Employees of Local Bodies' (Rs.8.48 crore), 'Commuted Value of Pensions' (Rs.7.92 crore) and 'Gratuities' (Rs.6.68 crore).

STATEMENT NO.1 - EXPLANATORY NOTES – contd.

| Sl.No. | Major Head of Account | Actuals |         |          |
|--------|-----------------------|---------|---------|----------|
|        |                       | 2005-06 | 2006-07 | Increase |

(In crores of rupees)

|    |                                                                               |         |         |         |
|----|-------------------------------------------------------------------------------|---------|---------|---------|
| 9. | 2225 Welfare of Scheduled Castes, Scheduled Tribes and other Backward Classes | 6,75.54 | 9,25.71 | 2,50.17 |
|----|-------------------------------------------------------------------------------|---------|---------|---------|

Increase in expenditure under 'Welfare of Schedule Castes' was Rs.1,12.98 crore, 'Welfare of Backward Classes' was Rs.94.31 crore and 'Welfare of Scheduled Tribes' was Rs.42.87 crore.

Under 'Welfare of Schedule Castes' increase in expenditure was noticed mainly under 'Assistance to Taluk Panchayats' (Rs.43.73 crore), 'Other Expenditure' (Rs.35.13 crore), 'Assistance to Zilla Panchayats' (Rs.19.23 crore), 'Education' (Rs.8.68 crore) and 'Economic Development' (Rs.6.14 crore).

The increase under 'Welfare of Backward Classes' was mainly in the assistance given to 'Zilla Panchayats' (Rs.33.90 crore) and under 'Education' (Rs.30.67 crore) and 'Other Expenditure' (Rs.26.65 crore).

The increase under 'Welfare of Scheduled Tribes' was noticed mainly under 'Other Expenditure' (Rs.28.28 crore), 'Assistance to Zilla Panchayats' (Rs.14.00 crore) and 'Special Central Assistance for Tribal sub-plan' (Rs.9.73 crore). Decrease was mainly under 'Assistance to Taluk Panchayats' (Rs.9.71 crore).

|     |                        |         |         |         |
|-----|------------------------|---------|---------|---------|
| 10. | 2217 Urban Development | 4,91.04 | 7,22.83 | 2,31.79 |
|-----|------------------------|---------|---------|---------|

The expenditure under 'General - Other Expenditure' increased by Rs.2,71.08 crore. The assistance released to Local Bodies, Corporations, Urban Development Authorities, Town Improvement Boards etc., was more than the previous year under the Sub-Major Heads 'General' (Rs.52.11 crore) whereas, it was less under 'Other Urban Development Schemes' (Rs.56.95 crore) and 'Slum Area Development' (Rs.21.84 crore). Decrease in expenditure was also noticed under 'General - Direction and Administration' (Rs.12.61 crore).

|     |                     |         |         |         |
|-----|---------------------|---------|---------|---------|
| 11. | 2401 Crop Husbandry | 3,52.09 | 5,71.77 | 2,19.68 |
|-----|---------------------|---------|---------|---------|

Increase in expenditure was noticed mainly under 'Other Expenditure' (Rs.1,17.55 crore), 'Seeds' (Rs.57.84 crore) 'Assistance to Zilla Panchayats' (Rs.18.55 crore), 'Horticulture and Vegetable Crops' (Rs.13.74 crore), 'Manures and Fertilisers' (Rs.8.56 crore) and 'Commercial Crops' (Rs.6.13 crore) while decrease in expenditure was mainly under 'Development of Oil Seeds' (Rs.3.74 crore).



**STATEMENT NO.1 - EXPLANATORY NOTES – contd.**

| <i>Sl.No.</i> | <i>Major Head of Account</i>       | <i>Actuals</i>               |                |                 |
|---------------|------------------------------------|------------------------------|----------------|-----------------|
|               |                                    | <i>2005-06</i>               | <i>2006-07</i> | <i>Increase</i> |
|               |                                    | <i>(In crores of rupees)</i> |                |                 |
| 12.           | 2575 Other Special Area Programmes | 1,57.45                      | 3,33.45        | 176.00          |

The increase in expenditure was under 'Others - Special Areas Programmes' (Rs.1,61.05 crore) and 'Backward Areas - Other Expenditure' (Rs.30.07 crore - no expenditure was accounted under this head in the previous year) while decrease in expenditure was mainly in the assistance to Zilla Panchayats for Backward Areas (Rs.15.00 crore - no expenditure has been accounted under this head in the current year).

|     |                     |       |         |         |
|-----|---------------------|-------|---------|---------|
| 13. | 3055 Road Transport | 98.46 | 2,72.77 | 1,74.31 |
|-----|---------------------|-------|---------|---------|

Increase was on 'Other Expenditure'.

|     |                                         |         |         |         |
|-----|-----------------------------------------|---------|---------|---------|
| 14. | 2515 Other Rural Development Programmes | 6,25.32 | 7,70.85 | 1,45.53 |
|-----|-----------------------------------------|---------|---------|---------|

Increase in expenditure was noticed mainly under 'Assistance to Grama Panchayats' (Rs.62.11 crore), 'Assistance to Taluk Panchayats' (Rs.25.85 crore), 'Panchayati Raj' (Rs.21.35 crore) 'Assistance to Zilla Panchayats' (Rs.19.27 crore) and 'Other Expenditure' (Rs.17.99 crore).

|     |                                              |         |         |         |
|-----|----------------------------------------------|---------|---------|---------|
| 15. | 2245 Relief on Account of Natural Calamities | 4,74.88 | 6,12.15 | 1,37.27 |
|-----|----------------------------------------------|---------|---------|---------|

Increase in expenditure was noticed mainly under 'Drought - Other Expenditure' (Rs.2,34.80 crore). Decrease in expenditure was noticed mainly under 'Flood, Cyclones etc. - Assistance for repairs and restoration of damaged water supply, drainage and sewerage works' (Rs.3,47.80 crore) and 'Drought - Drinking Water Supply' (Rs.5.06 crore).

The net effect of transfer to Calamity Relief Fund also contributed to the increase in expenditure to the extent of Rs.2,54.88 crore.

|     |             |          |          |       |
|-----|-------------|----------|----------|-------|
| 16. | 2055 Police | 10,22.69 | 11,22.20 | 99.51 |
|-----|-------------|----------|----------|-------|

Increase in expenditure was noticed mainly under 'State Headquarters Police' (Rs.52.42 crore), 'Other Expenditure' (Rs.39.35 crore) 'District Police' (Rs.26.32 crore) and 'Special Police' (Rs.9.52 crore) while there was decrease in expenditure under 'Modernisation of Police Force' (Rs.31.62 crore).

**STATEMENT NO.1 - EXPLANATORY NOTES – contd.**

| Sl.No. | Major Head of Account | Actuals |         |          |
|--------|-----------------------|---------|---------|----------|
|        |                       | 2005-06 | 2006-07 | Increase |

*(In crores of rupees)*

|     |                             |         |         |       |
|-----|-----------------------------|---------|---------|-------|
| 17. | 2406 Forestry and Wild Life | 2,59.36 | 3,29.50 | 70.14 |
|-----|-----------------------------|---------|---------|-------|

Increase in expenditure was noticed mainly under 'Forestry - Social and Farm Forestry' (Rs.48.82 crore), 'Forestry - Forest Conservation, Development and Regeneration' (Rs.16.90 crore) and 'Environmental Forestry and Wild Life - Wild Life Preservation' (Rs.4.11 crore).

|    |                      |       |         |       |
|----|----------------------|-------|---------|-------|
| 18 | 2205 Art and Culture | 60.29 | 1,27.97 | 67.68 |
|----|----------------------|-------|---------|-------|

Increase in expenditure was noticed mainly under 'Promotion of Arts and Culture' (Rs.42.11 crore), 'Assistance to Zilla Panchayats' (Rs.10.13 crore), 'Archeology' (Rs.8.16 crore) and 'Public Libraries' (Rs.6.24 crore).

|     |                |         |         |       |
|-----|----------------|---------|---------|-------|
| 19. | 2236 Nutrition | 1,55.43 | 2,11.34 | 55.91 |
|-----|----------------|---------|---------|-------|

The increase in expenditure was noticed in the assistance given to Taluk Panchayats (Rs.73.77 crore) while the decrease was in the assistance given to Zilla Panchayats (Rs.17.86 crore - no expenditure has been accounted under this head during the current year) for the distribution of Nutritious Food and Beverages.

|     |                   |         |         |       |
|-----|-------------------|---------|---------|-------|
| 20. | 2059 Public Works | 2,83.47 | 3,38.59 | 55.12 |
|-----|-------------------|---------|---------|-------|

Increase in expenditure was noticed mainly under 'Maintenance and Repairs' (Rs.42.08 crore) and 'Assistance to Zilla Panchayats' (Rs.8.18 crore).

|     |                       |         |         |       |
|-----|-----------------------|---------|---------|-------|
| 21. | 2403 Animal Husbandry | 1,82.99 | 2,20.34 | 37.35 |
|-----|-----------------------|---------|---------|-------|

The increase in expenditure was noticed mainly under 'Other Expenditure' (Rs.13.95 crore), 'Assistance to Taluk Panchayats' (Rs.13.06 crore) and 'Sheep and Wool Development' (Rs.4.90 crore).

|     |                     |         |         |       |
|-----|---------------------|---------|---------|-------|
| 22. | 2211 Family Welfare | 1,34.44 | 1,70.62 | 36.18 |
|-----|---------------------|---------|---------|-------|

Increase in expenditure was noticed mainly under 'Assistance to Zilla Panchayats' (Rs.49.75 crore) while decrease in expenditure was mainly under 'Other Services and Supplies' (Rs.6.96 crore) and 'Maternity and Child Health' (Rs.5.28 crore)

**STATEMENT NO.1 - EXPLANATORY NOTES – contd.**

| Sl.No. | Major Head of Account | Actuals |         |          |
|--------|-----------------------|---------|---------|----------|
|        |                       | 2005-06 | 2006-07 | Increase |

|     |              |         |         |       |
|-----|--------------|---------|---------|-------|
| 23. | 2216 Housing | 2,72.67 | 3,08.07 | 35.40 |
|-----|--------------|---------|---------|-------|

Increase in expenditure was mainly under 'General - Assistance to Grama Panchayats' (Rs.42.44 crore) and 'Government Residential Buildings - Other Housing' (Rs.24.64 crore) while the decrease in expenditure was mainly under 'General - Assistance to Taluk Panchayats' (Rs.29.55 crore).

|     |                       |         |         |       |
|-----|-----------------------|---------|---------|-------|
| 24. | 2702 Minor Irrigation | 1,05.33 | 1,40.25 | 34.92 |
|-----|-----------------------|---------|---------|-------|

The increase was mainly in the expenditure under 'Surface Water - Water Tanks' (Rs.16.70 crore), 'Surface Water - Lift Irrigation Schemes' (Rs.9.46 crore) and 'General - Suspense' (Rs.7.66 crore).

|     |                               |       |       |       |
|-----|-------------------------------|-------|-------|-------|
| 25. | 2705 Command Area Development | 41.67 | 73.78 | 32.11 |
|-----|-------------------------------|-------|-------|-------|

Increase in expenditure was noticed mainly under 'Upper Krishna Project' (Rs.23.85 crore) and 'Malaprabha and Ghataprabha Project' (Rs.5.31 crore).

|     |                                |          |          |       |
|-----|--------------------------------|----------|----------|-------|
| 26. | 2210 Medical and Public Health | 10,04.06 | 10,36.04 | 31.98 |
|-----|--------------------------------|----------|----------|-------|

Increase in expenditure was noticed mainly under 'Urban Health Services - Allopathy' (Rs.37.88 crore), 'General' (Rs.14.12 crore), 'Rural Health Services - Allopathy' (Rs.12.55 crore) and 'Public Health' (Rs.10.66 crore).

The increase in expenditure under 'Urban Health Services - Allopathy' was mainly under 'Hospitals and Dispensaries' (Rs.19.93 crore), 'Medical Stores Depots' (Rs. 12.20 crore) and 'Other Expenditure' (Rs.4.97 crore - no expenditure was accounted under this head in the previous year).

The increase in expenditure under 'General' was the net result of increase in the assistance given to Zilla Panchayats (Rs.29.73 crore) and decrease under 'Assistance to Taluk Panchayats' (Rs.9.61 crore) and 'Other Expenditure' (Rs.6.00 crore).

The increase in expenditure under 'Rural Health Services - Allopathy' was under 'Hospitals and Dispensaries' (Rs.7.03 crore) and 'Other Expenditure' (Rs.5.54 crore).

**STATEMENT NO.1 - EXPLANATORY NOTES – contd.**

Under 'Public Health' increase in expenditure was mainly for 'Prevention and Control of Diseases' (Rs.5.34 crore) and 'Training' (Rs.4.65 crore).

Decrease in expenditure was noticed mainly under 'Medical Education, Training and Research - Allopathy' (Rs.43.46 crore).

| Sl.No. | Major Head of Account      | Actuals                      |         |          |
|--------|----------------------------|------------------------------|---------|----------|
|        |                            | 2005-06                      | 2006-07 | Increase |
|        |                            | <i>(In crores of rupees)</i> |         |          |
| 27     | 2230 Labour and Employment | 66.70                        | 95.35   | 28.65    |

The increase was mainly under 'Training - Industrial Training Institutes' (Rs.17.40 crore), 'Labour - General Labour Welfare' (Rs.5.22 crore) and 'Labour - Social Security for Labour' (Rs.2.47 crore).

|     |                                  |         |        |       |
|-----|----------------------------------|---------|--------|-------|
| 28. | 2215 Water Supply and Sanitation | 1,48.06 | 174.54 | 26.48 |
|-----|----------------------------------|---------|--------|-------|

Increase in expenditure was mainly under 'Water Supply - Assistance to Grama Panchayats' (Rs.49.15 crore) and 'Water Supply - Assistance to Local Bodies, Municipalities etc.' (Rs.7.88 crore). The decrease in expenditure was mainly under 'Sewerage and Sanitation - Sanitation Services' (Rs.30.00 crore - no expenditure has been accounted under this head during the current year).

|     |                                |         |         |       |
|-----|--------------------------------|---------|---------|-------|
| 29. | 2014 Administration of Justice | 1,75.57 | 2,00.24 | 24.67 |
|-----|--------------------------------|---------|---------|-------|

Increase in expenditure was mainly under 'Civil and Sessions Courts' (Rs.14.04 crore) and 'High Courts' (Rs.6.58 crore).

|     |                                          |         |         |       |
|-----|------------------------------------------|---------|---------|-------|
| 30. | 2415 Agricultural Research and Education | 1,16.51 | 1,37.41 | 20.90 |
|-----|------------------------------------------|---------|---------|-------|

Increase in expenditure was under 'Crop Husbandry - Education' (Rs.12.90 crore) and 'Crop Husbandry - Research' (Rs.8.00 crore).

|     |                                   |         |         |       |
|-----|-----------------------------------|---------|---------|-------|
| 31. | 2851 Village and Small Industries | 3,10.24 | 3,30.04 | 19.80 |
|-----|-----------------------------------|---------|---------|-------|

Increase in expenditure was noticed mainly under 'Handloom Industries' (Rs.28.32 crore), 'Sericulture Industries' (Rs.4.11 crore) and 'Assistance to Zilla Panchayats' (Rs.3.91 crore). The net transfer to the Reserve Fund - Karnataka Silk Worm Seed Cocoon and Silk Yarn Development Price Stabilisation Fund during the year which was more than the previous year by Rs.12.39 crore, also contributed to the increase in expenditure. Decrease in the expenditure was mainly under 'Small Scale Industries' (Rs.30.41 crore).

**STATEMENT NO.1 - EXPLANATORY NOTES – contd.**

| Sl.No. | Major Head of Account                                                                                                                                                                                                    | Actuals                      |         | Increase |
|--------|--------------------------------------------------------------------------------------------------------------------------------------------------------------------------------------------------------------------------|------------------------------|---------|----------|
|        |                                                                                                                                                                                                                          | 2005-06                      | 2006-07 |          |
|        |                                                                                                                                                                                                                          | <i>(In crores of rupees)</i> |         |          |
| 32.    | 2053 District Administration                                                                                                                                                                                             | 1,38.25                      | 1,57.17 | 18.92    |
|        | Increase in expenditure was under 'Other Establishments' (Rs.34.51 crore), 'Commissioners' (Rs.10.53 crore) and 'District Establishments' (Rs.6.28 crore) while decrease was under 'Other Expenditure' (Rs.32.40 crore). |                              |         |          |
| 33.    | 3452 Tourism                                                                                                                                                                                                             | 32.43                        | 49.89   | 17.46    |
|        | The expenditure mainly under 'General - Promotion and Publicity' was more to the extent of Rs.21.60 crore whereas, it was less mainly under 'Tourist Infrastructure - Other Expenditure (Rs.4.14 crore).                 |                              |         |          |
| 34.    | 2204 Sports and Youth Services                                                                                                                                                                                           | 37.04                        | 53.77   | 16.73    |
|        | The increase in expenditure was mainly under 'Sports and Games' (Rs.12.99 crore) and 'Youth Welfare Programmes for Non Students' (Rs.3.71 crore).                                                                        |                              |         |          |
| 35     | 2408 Food, Storage and Warehousing                                                                                                                                                                                       | 7,51.56                      | 7,68.07 | 16.51    |
|        | The increase was under 'Food Subsidies' (Rs.19.86 crore) while the expenditure under 'Direction and Administration' decreased by Rs.3.35 crore.                                                                          |                              |         |          |
| 36     | 2405 Fisheries                                                                                                                                                                                                           | 26.76                        | 41.24   | 14.48    |
|        | The increase was mainly under 'Other Expenditure' (Rs.10.55 crore).                                                                                                                                                      |                              |         |          |
| 37.    | 2058 Stationery and Printing                                                                                                                                                                                             | 65.02                        | 77.62   | 12.60    |
|        | The increase in expenditure was mainly under 'Government Presses' (Rs.12.80 crore).                                                                                                                                      |                              |         |          |
| 38.    | 2039 State Excise                                                                                                                                                                                                        | 40.04                        | 51.89   | 11.85    |
|        | Increase in expenditure was under 'Direction and Administration'.                                                                                                                                                        |                              |         |          |
| 39     | 2701 Major and Medium Irrigation                                                                                                                                                                                         | 68.32                        | 79.79   | 11.47    |
|        | Increase in expenditure was mainly under 'Maintenance and Repairs' (Rs.11.62 crore) in respect of Major Irrigation works.                                                                                                |                              |         |          |

**STATEMENT NO.1 - EXPLANATORY NOTES – contd.**

| Sl.No. | Major Head of Account                                                                                                                                                   | Actuals                      |         |          |
|--------|-------------------------------------------------------------------------------------------------------------------------------------------------------------------------|------------------------------|---------|----------|
|        |                                                                                                                                                                         | 2005-06                      | 2006-07 | Increase |
|        |                                                                                                                                                                         | <i>(In crores of rupees)</i> |         |          |
| 40.    | 2070 Other Administrative Services                                                                                                                                      | 80.72                        | 90.10   | 9.38     |
|        | Increase in expenditure was mainly under 'Training' (Rs.4.60 crore) and 'Fire Protection and control' (Rs.4.30 crore).                                                  |                              |         |          |
| 41.    | 2220 Information and Publicity                                                                                                                                          | 19.45                        | 27.18   | 7.73     |
|        | Increase in expenditure was noticed mainly under 'Others - Field Publicity' (Rs.7.87 crore).                                                                            |                              |         |          |
| 42.    | 2041 Taxes on Vehicles                                                                                                                                                  | 32.47                        | 39.93   | 7.46     |
|        | Increase in expenditure was noticed mainly under 'Direction and Administration' (Rs.5.81 crore).                                                                        |                              |         |          |
| 43.    | 3451 Secretariat - Economic Services                                                                                                                                    | 54.13                        | 59.74   | 5.61     |
|        | Increase in expenditure was noticed mainly under 'Other Expenditure' (Rs.21.31 crore) while decrease was mainly under 'Secretariat' (Rs.16.04 crore).                   |                              |         |          |
| 44.    | 2404 Diary Development                                                                                                                                                  | 9.80                         | 15.25   | 5.45     |
|        | The increase was in the assistance to Co-operatives and other Bodies.                                                                                                   |                              |         |          |
| 45.    | 3435 Ecology and Environment                                                                                                                                            | 6.96                         | 12.19   | 5.23     |
|        | Increase in expenditure was noticed mainly under 'Environmental Research and Ecological Regeneration - Environmental Education / Training / Extension' (Rs.4.40 crore). |                              |         |          |
| 46.    | 2040 Taxes on Sales, Trade etc.                                                                                                                                         | 97.96                        | 102.35  | 4.39     |
|        | Increase in expenditure was noticed under 'Direction and Administration' (Rs.3.78 crore) and 'Other Expenditure' (Rs.2.23 crore).                                       |                              |         |          |
| 47.    | 2030 Stamps and Registration                                                                                                                                            | 35.67                        | 39.98   | 4.31     |
|        | Increase in expenditure was noticed mainly under 'Direction and Administration' (Rs.5.66 crore).                                                                        |                              |         |          |

**STATEMENT NO.1 - EXPLANATORY NOTES – contd.**

| <i>Sl.No.</i> | <i>Major Head of Account</i>                       | <i>Actuals</i>               |                |                 |
|---------------|----------------------------------------------------|------------------------------|----------------|-----------------|
|               |                                                    | <i>2005-06</i>               | <i>2006-07</i> | <i>Increase</i> |
|               |                                                    | <i>(In crores of rupees)</i> |                |                 |
| 48.           | 2011 Parliament/State/Union Territory Legislatures | 39.24                        | 43.27          | 4.03            |

Increase in expenditure was mainly under 'Legislative Assembly' (Rs.2.99 crore).

Apart from the increase in the expenditure detailed in the previous paragraphs, there was substantial decrease in the expenditure during 2006-07 mainly under:

| <i>Sl.No.</i> | <i>Major Head of Account</i>        | <i>Actuals</i>               |                |                 |
|---------------|-------------------------------------|------------------------------|----------------|-----------------|
|               |                                     | <i>2005-06</i>               | <i>2006-07</i> | <i>Decrease</i> |
|               |                                     | <i>(In crores of rupees)</i> |                |                 |
| 1.            | 2075 Miscellaneous General Services | 16,57.98                     | 11,14.68       | 5,43.30         |

The decrease in expenditure was mainly under 'State Lotteries' (Rs.5,58.31 crore) and increase in expenditure was mainly under 'Pension in lieu of resumed Jagirs, Lands, territories etc.' (Rs.13.08 crore).

|    |                   |         |         |       |
|----|-------------------|---------|---------|-------|
| 2. | 2425 Co-operation | 9,91.64 | 9,06.56 | 85.08 |
|----|-------------------|---------|---------|-------|

The decrease in expenditure was mainly under 'Assistance to Credit Co-operatives' (Rs.97.51 crore) whereas, the assistance to Other Cooperatives increased by Rs.9.74 crore.

|    |                            |         |       |       |
|----|----------------------------|---------|-------|-------|
| 3. | 2250 Other Social Services | 1,37.75 | 78.43 | 59.32 |
|----|----------------------------|---------|-------|-------|

The decrease in expenditure was noticed under 'Other Expenditure' (Rs.91.48 crore) while increase was under 'Upkeep of Shrines, Temples etc.' (Rs.25.51 crore) and 'Administration of Religious and Charitable Endowments Acts' (Rs.6.65 crore).

|    |                   |         |         |       |
|----|-------------------|---------|---------|-------|
| 4. | 2029 Land Revenue | 1,41.28 | 1,06.28 | 35.00 |
|----|-------------------|---------|---------|-------|

Decrease in expenditure was noticed mainly under 'Land Records' (Rs.36.54 crore).

|    |                                  |         |         |       |
|----|----------------------------------|---------|---------|-------|
| 5. | 2402 Soil and Water Conservation | 1,75.95 | 1,50.69 | 25.26 |
|----|----------------------------------|---------|---------|-------|

Decrease in expenditure was mainly under 'Soil Conservation Schemes' (Rs.51.37 crore) while increase was mainly in the assistance to Grama Panchayats (Rs.20.18 crore) and Zilla Panchayats (Rs.5.40 crore).

**STATEMENT NO.1 - EXPLANATORY NOTES – conold.**

| Sl.No.                                                                                                                                                                                                                              | Major Head of Account                         | Actuals               |         |          |
|-------------------------------------------------------------------------------------------------------------------------------------------------------------------------------------------------------------------------------------|-----------------------------------------------|-----------------------|---------|----------|
|                                                                                                                                                                                                                                     |                                               | 2005-06               | 2006-07 | Decrease |
|                                                                                                                                                                                                                                     |                                               | (In crores of rupees) |         |          |
| 6.                                                                                                                                                                                                                                  | 2047 Other Fiscal Services                    | 39.41                 | 21.25   | 18.16    |
| The decrease in expenditure was under 'Promotion of Small Savings'.                                                                                                                                                                 |                                               |                       |         |          |
| 7.                                                                                                                                                                                                                                  | 2852 Industries                               | 40.59                 | 26.97   | 13.62    |
| The decrease in expenditure was mainly under 'Consumer Industries - Paper and Newsprint' (Rs.7.46 crore - no expenditure has been accounted under this head in the current year) and 'Consumer Industries - Sugar' (Rs.6.87 crore). |                                               |                       |         |          |
| 8.                                                                                                                                                                                                                                  | 2505 Rural Employment                         | 84.38                 | 75.69   | 8.69     |
| There was a decrease in the assistance to Taluk Panchayats (Rs.5.80 crore) and Grama Panchayats (Rs.5.30 crore) while the assistance to Zilla Panchayats was more to the extent of Rs.2.41 crore.                                   |                                               |                       |         |          |
| 9.                                                                                                                                                                                                                                  | 2203 Technical Education                      | 1,69.25               | 1,61.45 | 7.80     |
| The decrease in expenditure was noticed mainly under 'Other Expenditure' (Rs.13.35 crore). Increase was mainly under 'Polytechnics' (Rs.7.80 crore).                                                                                |                                               |                       |         |          |
| 10.                                                                                                                                                                                                                                 | 2056 Jails                                    | 43.85                 | 37.95   | 5.90     |
| The decrease in expenditure was mainly under 'Other Expenditure' (Rs.4.60 crore) and 'Jails' (Rs.2.18 crore).                                                                                                                       |                                               |                       |         |          |
| 11.                                                                                                                                                                                                                                 | 2501 Special Programmes for Rural Development | 60.44                 | 55.19   | 5.25     |
| Decrease in expenditure was noticed mainly under 'Assistance to Grama Panchayats' for Integrated Rural Development Programmes (Rs.5.88 crore).                                                                                      |                                               |                       |         |          |
| 12.                                                                                                                                                                                                                                 | 3425 Other Scientific Research                | 8.82                  | 4.14    | 4.68     |
| Decrease in expenditure was noticed mainly under 'Assistance to Other Scientific Bodies' (Rs.3.60 crore).                                                                                                                           |                                               |                       |         |          |

~~~~~



**STATEMENT NO.2 - CAPITAL OUTLAY OUTSIDE THE REVENUE ACCOUNT**  
**(i) PROGRESSIVE CAPITAL OUTLAY TO END OF 2006-07**

<i>Major Head of Account</i>	<i>Expenditure upto 2005-06</i>	<i>Expenditure during 2006-07</i>	<i>Total to end of 2006-07</i>
	<i>(In lakhs of rupees)</i>		
(1)	(2)	(3)	(4)
<b>EXPENDITURE HEADS (CAPITAL ACCOUNT)</b>			
<b>A Capital Account of General Services</b>			
4055 Capital Outlay on Police	4,34,84.28	1,72,39.00	6,07,23.28
4058 Capital Outlay on Stationery and Printing	0.01	...	0.01
4059 Capital Outlay on Public Works	7,41,67.40 (\$)	1,48,55.02	8,90,22.42
<b>Total A</b>	<b>11,76,51.69 (\$)</b>	<b>3,20,94.02</b>	<b>14,97,45.71</b>
<b>B Capital Account of Social Services</b>			
<b>(a) Capital Account of Education, Sports, Art and Culture</b>			
4202 Capital Outlay on Education, Sports, Art and Culture	2,84,00.46	54,98.45	3,38,98.91
<b>Total (a)</b>	<b>2,84,00.46</b>	<b>54,98.45</b>	<b>3,38,98.91</b>
<b>(b) Capital Account of Health and Family Welfare</b>			
4210 Capital Outlay on Medical and Public Health	5,79,06.70	1,42,95.41	7,22,02.11
4211 Capital Outlay on Family Welfare	1,76,92.07	...	1,76,92.07
<b>Total (b)</b>	<b>7,55,98.77</b>	<b>1,42,95.41</b>	<b>8,98,94.18</b>
<b>(c) Capital Account of Water Supply, Sanitation, Housing and Urban Development</b>			
4215 Capital Outlay on Water Supply and Sanitation	16,04,85.33	5,68,43.93	21,73,29.26
4216 Capital Outlay on Housing	8,00,69.29	2,25,03.60	10,25,72.89
4217 Capital Outlay on Urban Development	1,05,27.37	1,32,00.00	2,37,27.37
<b>Total (c)</b>	<b>25,10,81.99</b>	<b>9,25,47.53</b>	<b>34,36,29.52</b>
<b>(d) Capital Account of Information and Broadcasting</b>			
4220 Capital Outlay on Information and Publicity	8,51.86	2,00.00	10,51.86
<b>Total (d)</b>	<b>8,51.86</b>	<b>2,00.00</b>	<b>10,51.86</b>
<b>(e) Capital Account of Welfare of Scheduled Castes, Scheduled Tribes and other Backward Classes</b>			
4225 Capital Outlay on Welfare of Scheduled Castes, Scheduled Tribes and other Backward Classes	6,36,27.29	1,64,39.99	8,00,67.28
<b>Total (e)</b>	<b>6,36,27.29</b>	<b>1,64,39.99</b>	<b>8,00,67.28</b>
<b>(g) Capital Account of Social Welfare and Nutrition</b>			
4235 Capital Outlay on Social Security and Welfare	53,23.91	2,74.00	55,97.91
4236 Capital Outlay on Nutrition	63.40	...	63.40
<b>Total (g)</b>	<b>53,87.31</b>	<b>2,74.00</b>	<b>56,61.31</b>

(\$)

Increased proforma by Rs.1,63.94 lakh representing the debit of Rs.1,63,94,329 on Capital Outlay on Public Works, transferred by the State Government of Maharashtra consequent on the allocation of expenditure between the States of Maharashtra, Karnataka and Gujarat due to reorganisation of States in 1956.

**STATEMENT NO.2 - CAPITAL OUTLAY OUTSIDE THE REVENUE ACCOUNT - contd.**  
**(i) PROGRESSIVE CAPITAL OUTLAY TO END OF 2006-07 - contd.**

<i>Major Head of Account</i>	<i>Expenditure upto 2005-06</i>	<i>Expenditure during 2006-07</i>	<i>Total to end of 2006-07</i>
(1)	(2)	(3)	(4)
<i>(In lakhs of rupees)</i>			
<b>EXPENDITURE HEADS (CAPITAL ACCOUNT) - contd.</b>			
<b>B Capital Account of Social Services – conclud.</b>			
<i>(h) Capital Account of Other Social Services</i>			
4250 Capital Outlay on other Social Services	18,85.30	7.13	18,92.43
<b>Total (h)</b>	<b>18,85.30</b>	<b>7.13</b>	<b>18,92.43</b>
<b>Total B</b>	<b>42,68,32.98</b>	<b>12,92,62.51</b>	<b>55,60,95.49</b>
<b>C Capital Account of Economic Services</b>			
<i>(a) Capital Account of Agriculture and Allied Activities</i>			
4401 Capital Outlay on Crop Husbandry	17,22.35	22.98	17,45.33
4402 Capital Outlay on Soil and Water Conservation	19,98.74	3,85.69	23,84.43
4403 Capital Outlay on Animal Husbandry	5,58.10	7,51.25	13,09.35
4404 Capital Outlay on Dairy Development	6,46.53	...	6,46.53
4405 Capital Outlay on Fisheries	83,55.34	13,26.00	96,81.34
4406 Capital Outlay on Forestry and Wild Life	58,85.04	6,17.63	65,02.67
4408 Capital Outlay on Food, Storage and Warehousing	10,12.49	10.00	10,22.49
4415 Capital Outlay on Agricultural Research and Education	55.05	...	55.05
4416 Investments in Agricultural Financial Institutions	19,51.52	...	19,51.52
4425 Capital Outlay on Co-operation	1,82,01.38	2,01.27	1,84,02.65
<b>Total (a)</b>	<b>4,03,86.54</b>	<b>33,14.82</b>	<b>4,37,01.36</b>
<i>(b) Capital Account of Rural Development</i>			
4515 Capital Outlay on other Rural Development Programmes	36,68.07	1,76,33.99	2,13,02.06
<b>Total (b)</b>	<b>36,68.07</b>	<b>1,76,33.99</b>	<b>2,13,02.06</b>
<i>(d) Capital Account of Irrigation and Flood Control</i>			
4701 Capital Outlay on Major and Medium Irrigation	2,09,37,05.58	37,34,14.04	2,46,71,19.62
4702 Capital Outlay on Minor Irrigation	15,95,05.02	3,60,50.86	19,55,55.88
4705 Capital Outlay on Command Area Development	10.00	40.00	50.00
4711 Capital Outlay on Flood Control Projects	1,45,29.51	20,68.81	1,65,98.32
<b>Total (d)</b>	<b>2,26,77,50.11</b>	<b>41,15,73.71</b>	<b>2,67,93,23.82</b>
<i>(e) Capital Account of Energy</i>			
4801 Capital Outlay on Power Projects	11,80,49.06	4,30,47.00	16,10,96.06
<b>Total (e)</b>	<b>11,80,49.06</b>	<b>4,30,47.00</b>	<b>16,10,96.06</b>

**STATEMENT NO.2 - CAPITAL OUTLAY OUTSIDE THE REVENUE ACCOUNT - contd.**  
**(i) PROGRESSIVE CAPITAL OUTLAY TO END OF 2006-07 - conclud.**

<i>Major Head of Account</i>	<i>Expenditure upto 2005-06</i>	<i>Expenditure during 2006-07</i>	<i>Total to end of 2006-07</i>
(1)	(2)	(3)	(4)
<i>(In lakhs of rupees)</i>			
<b>EXPENDITURE HEADS (CAPITAL ACCOUNT) - conclud.</b>			
<b>C Capital Account of Economic Services – conclud.</b>			
<b>(f) Capital Account of Industry and Minerals</b>			
4851 Capital Outlay on Village and Small Industries (#)	2,49,21.18	74.17	2,49,95.35
4852 Capital Outlay on Iron and Steel Industries	95,96.37 (&)	62,90.53	1,58,86.90
4853 Capital Outlay on Non-Ferrous Mining and Metallurgical Industries	3,19.71	...	3,19.71
4854 Capital Outlay on Cement and Non-metallic Mineral Industries	41.78	...	41.78
4855 Capital Outlay on Fertilizer Industries	0.55	...	0.55
4856 Capital Outlay on Petro-chemical Industries	3,61.32	...	3,61.32
4858 Capital Outlay on Engineering Industries	28,61.03	...	28,61.03
4859 Capital Outlay on Telecommunication and Electronic Industries	21,19.99	...	21,19.99
4860 Capital Outlay on Consumer Industries (#)	2,36,47.74	6.86	2,36,54.60
4875 Capital Outlay on Other Industries	35,52.25	...	35,52.25
4885 Other Capital Outlay on Industries and Minerals	1,76,19.60	...	1,76,19.60
<b>Total (f)</b>	<b>8,50,41.52 (&amp;)</b>	<b>63,71.56</b>	<b>9,14,13.08</b>
<b>(g) Capital Account of Transport</b>			
5051 Capital Outlay on Ports and Light Houses	1,12,99.05	6,94.72	1,19,93.77
5052 Capital Outlay on Shipping	3,07.28	...	3,07.28
5053 Capital Outlay on Civil Aviation	12,73.34	...	12,73.34
5054 Capital Outlay on Roads and Bridges	43,47,79.05	17,58,34.58	61,06,13.63
5055 Capital Outlay on Road Transport	4,07,02.26	58,21.00	4,65,23.26
5056 Capital Outlay on Inland Water Transport	19.05	...	19.05
5075 Capital Outlay on other Transport Services	1,20,97.00	...	1,20,97.00
<b>Total (g)</b>	<b>50,04,77.03</b>	<b>18,23,50.30</b>	<b>68,28,27.33</b>
<b>(j) Capital Account of General Economic Services</b>			
5452 Capital Outlay on Tourism	12,31.25	...	12,31.25
5465 Investments in General Financial and Trading Institutions	3,27,22.14 (&)	2,81,56.23	6,08,78.37
5475 Capital Outlay on other General Economic Services	23,36.99	4,53.08	27,90.07
<b>Total (j)</b>	<b>3,62,90.38 (&amp;)</b>	<b>2,86,09.31</b>	<b>6,48,99.69</b>
<b>Total C</b>	<b>3,05,16,62.71</b>	<b>69,29,00.69</b>	<b>3,74,45,63.40</b>
<b>GRAND TOTAL</b>	<b>3,59,61,47.38 (\$)</b>	<b>85,42,57.22</b>	<b>4,45,04,04.60</b>

(#) The expenditure under these heads include outlay on departmentally managed commercial undertakings, the financial results of the working of the undertakings are given in the explanatory notes at pages 42-43.

(&) Differs by 0.01 with reference to the expenditure to the end of the previous year, due to rounding.

(\$) Expenditure to end of 2005-06 increased proforma by Rs.1,63.94 lakh. See footnote (d) at page 137.

**STATEMENT NO.2 - CAPITAL OUTLAY OUTSIDE THE REVENUE ACCOUNT - contd.**

**(ii) Explanatory Notes**

A summary of the financial results of the working of the Departmentally managed Government Undertakings as disclosed by the latest available proforma accounts is given below:

<i>Sl. No.</i>	<i>Name of the Undertaking</i>	<i>Major Head under which working expenses are accounted for</i>	<i>Year of account</i>	<i>Mean Capital as at the close of the year</i>	<i>Total Profit (+) or loss (-) after adding back interest charged</i>	<i>Percentage of profit in relation to mean capital</i>
----------------	--------------------------------	--	------------------------	---	--	---

*(In lakhs of rupees)*

(1)	(2)	(3)	(4)	(5)	(6)	(7)
1	Karnataka Government Insurance Department Bangalore	2235. Social Security and Welfare				There is no capital account. The excess of recoveries over expenditure is credited to Insurance Fund, which closes to balance. The balance in the Fund is shown on the Liability side of the balance sheet.
2	Government Saw Mills, Joida	2406. Forestry and Wild Life				Proforma accounts prepared to end of 1968-69 were defective. Accounts for 1969-70, 1970-71 and 1971-72 are in arrears. Undertaking closed with effect from 27 <sup>th</sup> April 1971. Decisions of Government for waiving the preparation of proforma accounts, which are in arrears, are awaited (August 2007).
3	Dasara Exhibition committee, Mysore	2852. Industries				Proforma accounts for the years from 1981-82 to 1995-96 are in arrears.
4	Bangalore Dairy, Bangalore	2404. Dairy Development				Proforma accounts for the period from 1.4.75 to 30.11.75 were furnished. In the absence of certified accounts for the period upto 31.3.75 audit could not be taken up. The undertaking was transferred to Karnataka Dairy Development Corporation, a Government Company with effect from 1 <sup>st</sup> December 1975. The assets and liabilities of this Company were transferred to Karnataka Milk Producers Co-operative Federation Limited in November 1984.
5	Government Milk Supply Scheme, Hubli Dharwar	2404. Dairy Development				Proforma accounts for the year 1981-82 to 1984-85 (upto 31.1.1985) are in arrears.
6	Government Milk Supply Scheme, Mysore	2404. Dairy Development				Proforma accounts prepared to end of 1968-69 were defective. Accounts from 1969-70 to 30 <sup>th</sup> November 1975 are in arrears. The undertaking was transferred to Karnataka Dairy Development Corporation, a Government Company with effect from 1 <sup>st</sup> December 1975.
7	Government Milk Supply Scheme, Belgaum	2404. Dairy Development				Proforma accounts for 1975-76 and 1976-77 were defective and therefore, have not been certified. Proforma accounts for 1977-78 to 1984-85 (upto 31.1.85) are in arrears.
8	Government Milk Supply Scheme, Gulbarga	2404. Dairy Development				Proforma accounts for the year 1983-84 and 1984-85 (upto 31.1.85) are in arrears.
9	Government Milk Supply Scheme, Bhadravathi	2404. Dairy Development				Proforma accounts for 1980-81 were found to be defective. Proforma accounts for 1983-84 and 1984-85 (upto 14.2.85) are in arrears.
10	Government Milk Supply Scheme, Mangalore	2404. Dairy Development				Proforma accounts for 1983-84 and 1984-85 (upto 14.2.85) are in arrears.
11	Vaccine Institute, Belgaum	2210. Medical and Public Health				Proforma Accounts from 1993-94 are in arrears.

**STATEMENT NO.2 - CAPITAL OUTLAY OUTSIDE THE REVENUE ACCOUNT - contd.**

**(ii) Explanatory Notes - conclud.**

<i>Sl. No.</i>	<i>Name of the Undertaking</i>	<i>Major Head under which working expenses are accounted for</i>	<i>Year of account</i>	<i>Mean Capital as at the close of the year</i>	<i>Total Profit (+) or loss (-) after adding back interest charged</i>	<i>Percentage of profit in relation to mean capital</i>
----------------	--------------------------------	--	------------------------	---	--	---

*(In lakhs of rupees)*

(1)	(2)	(3)	(4)	(5)	(6)	(7)
12	Government Milk Supply Scheme, Kudige	2404. Dairy Development	Proforma Accounts from 1967-68 to 1972-73 have been prepared. These could not be certified as replies to audit observations are awaited from the Department. Proforma Accounts for 1973-74 and 1974-75 (upto 30.11.1975) are in arrears. The undertaking was transferred to Karnataka Dairy Development Corporation, a Government Company, with effect from 1 <sup>st</sup> December 1975.			
13	Government Silk Filature, Kollegal	2852. Industries	2005-06	1,97.04	(-) 1,30.83	
14	Government Silk Filature, Chamarajanagar	2852. Industries	2005-06	2,88.11	(-) 1,05.16	
15	Government Silk Filature, Santhamarahally	2852. Industries	2005-06	3,26.10	(-) 1,07.49	
16	Government Silk Filature, Mambally	2852. Industries	2004-05	3,45.71	(-) 1,06.96	
17	Government Silk Twisting and Weaving Factory, Mudigundam	2852. Industries	2002-03	3,27.97	(-) 49.35	
18	Government Central Workshop, Madikeri	2852. Industries	2004-05	3.79	(-) 14.13	
19	Chamarajendra Technical Institute, Mysore	2852. Industries	Proforma Accounts from 1985-86 are in arrears.			

- In 2006-07 Government invested Rs.46,45.84 crore, in Statutory Corporations (Rs.53.31 crore), Government Companies (Rs.45,89.52 crore), Joint Stock Companies (Rs.0.50 crore) and Co-operative Institutions (Rs.2.51 crore). Details are given in Statement No.14.
- The total investment of Government in the share capital and debentures of different concerns at the end of 2004-05, 2005-06 and 2006-07 was Rs.1,07,41.40 crore, Rs.1,40,52.53 crore and Rs.1,86,98.37 crore respectively. The dividend/ interest received therefrom was Rs.16.73 crore (0.16 percent), Rs.16.95 crore (0.12 percent) and Rs.19.54 crore (0.10 percent) respectively. Further details are given in annexure.
- Expenditure under the head '4801 Capital Outlay on Power Projects' includes outlay on Ghataprabha Valley Power Development Project and Cauvery Valley Power Development Project, executed by State Government. An expenditure of Rs.20.50 crore incurred on certain projects transferred to Karnataka Electricity Board (presently known as Karnataka Power Transmission Corporation Limited) (Rs.17.94 crore) and Karnataka Power Corporation Limited (Rs.2.56 crore) remains accounted for under this head as at the end of 2006-07. Orders of Government regarding its adjustments as loan to these bodies are awaited (August 2007). Further details are given in Statement No.3.

STATEMENT NO.2 – CAPITAL OUTLAY OUTSIDE THE REVENUE ACCOUNT – conclud.

ANNEXURE

Refer to explanatory note (3) at page 43

	<i>Number of concerns to end of 2004-05</i>	<i>Investments</i>	<i>Dividend/ Interest received during 2004-05 (Percentage to Investment)</i>	<i>Number of concerns to end of 2005-06</i>	<i>Investments</i>	<i>Dividend/ Interest received during 2005-06 (Percentage to Investment)</i>	<i>Number of concerns to end of 2006-07</i>	<i>Investments</i>	<i>Dividend/ Interest received during 2006-07 (Percentage to Investment)</i>
	<i>(In crores of rupees)</i>			<i>(In crores of rupees)</i>			<i>(In crores of rupees)</i>		
(i) Statutory Corporations	23	9,51.64	0.07 (0.01)	20 (&)	10,18.74	0.07 (0.01)	17 (*)	10,72.05	0.32 (0.03)
(ii) Government Companies	82	94,16.66	15.31 (0.16)	83	1,26,65.06	14.92 (0.12)	83	1,72,54.58	16.47 (0.10)
(iii) Joint Stock Companies	44	31.99	0.20 (0.63)	44	32.49	0.83 (2.55)	44	32.99	0.88 (2.67)
(iv) Co-operatives	(A)	3,41.11	1.15 (0.34)	(A)	3,36.24	1.13 (0.34)	(A)	3,38.75	1.87 (0.55)
Total		1,07,41.40	16.73 (0.16)		1,40,52.53	16.95 (0.12)		1,86,98.37	19.54 (0.10)

- (&) Four Regional Rural Banks were amalgamated into one in 2005-06. Hence, the reduction in the number of Statutory Corporations.
- (\*) Four more Regional Rural Banks have been amalgamated into one in 2006-07. Hence, the reduction in the number of Statutory Corporations.
- (A) Information is awaited from Department (August 2007).

~~~~~

**STATEMENT NO. 3 (i) - FINANCIAL RESULTS OF IRRIGATION WORKS**

| Sl. No. | Name of Project | Capital Outlay during the year |          |       | Capital Outlay to end of the year |          |       | Revenue Receipts during the year |                   |       |
|---------|-----------------|--------------------------------|----------|-------|-----------------------------------|----------|-------|----------------------------------|-------------------|-------|
|         |                 | Direct                         | Indirect | Total | Direct                            | Indirect | Total | Direct revenue (PW receipts)     | Indirect receipts | Total |
| (1)     | (2)             | (3)                            | (4)      | (5)   | (6)                               | (7)      | (8)   | (9)                              | (10)              | (11)  |
|         |                 |                                |          |       |                                   |          |       |                                  |                   |       |
|         |                 |                                |          |       |                                   |          |       |                                  |                   |       |

| Revenue foregone/ remission of revenue during the year | Total revenue during the year | Working expenses and maintenance charges during the year |          |       | Net revenue excluding interest                                                    |                                                       | Interest on capital outlay | Net profit or loss after meeting interest                                         |                                                       |
|--------------------------------------------------------|-------------------------------|----------------------------------------------------------|----------|-------|-----------------------------------------------------------------------------------|-------------------------------------------------------|----------------------------|-----------------------------------------------------------------------------------|-------------------------------------------------------|
|                                                        |                               | Direct                                                   | Indirect | Total | Surplus of revenue over expenditure (+) or excess of expenditure over revenue (-) | Rate percent on capital outlay to the end of the year |                            | Surplus of revenue over expenditure (+) or excess of expenditure over revenue (-) | Rate percent on capital outlay to the end of the year |
| (12)                                                   | (13)                          | (14)                                                     | (15)     | (16)  | (17)                                                                              | (18)                                                  | (19)                       | (20)                                                                              | (21)                                                  |
|                                                        |                               |                                                          |          |       |                                                                                   |                                                       |                            |                                                                                   |                                                       |
|                                                        |                               |                                                          |          |       |                                                                                   |                                                       |                            |                                                                                   |                                                       |

The material for financial results of irrigation Projects was being collected from the Proforma Accounts (Administrative accounts) prepared by the Accountant General. The preparation of proforma accounts of irrigation projects by the Accountant General was dispensed with effect from the year 1983-84 mainly due to delay in the receipt of information for the preparation of proforma accounts from the State Government. The State Government was apprised of the position and their views called for regarding the preparation of proforma accounts / furnishing material for the preparation of the proforma accounts. The State Government have stated that most of the irrigation projects have been transferred to the Government companies viz. Krishna Bhagya Jala Nigam and Karnataka Neeravari Nigam Limited and that the preparation of annual administrative accounts in respect of the projects transferred to the Government Companies does not arise as they follow commercial accounting under the Companies Act. As regards the other projects coming under the control of Irrigation Department the annual administrative accounts would be prepared by the Water Resources Department. The status of preparation of administrative accounts in respect of Irrigation Projects under the control of Water Resources Department is awaited (August 2007).

## STATEMENT NO. 3 (ii) - FINANCIAL RESULTS OF ELECTRICITY SCHEMES

### Explanatory Notes

#### (a) Projects constructed by Government

##### (i) Ghataprabha Valley Power Development Project

The estimated cost of the project was Rs.40 lakh. Construction of the project was taken up in 1969-70. The capital expenditure to end of 1976-77 was Rs.23.94 lakh. No expenditure has been incurred thereafter.

##### (ii) Cauvery Valley Power Development Project - Kabini Dam Power House

The estimated cost of the project was Rs.30 lakh. Construction of the project was taken up in 1970-71. The capital expenditure to end of 1972-73 was Rs.6.18 lakh. No expenditure has been incurred thereafter.

#### (b) Projects that were taken up for Survey and Investigation by Government

The work relating to Survey and Investigation of Tungabhadra (Left Bank) Canal Power Station Scheme, Nethravathy Hydel Project, Aghanashini Hydel Project, Cauvery Hydel Project, Barapole Hydel Project, Sharavathi Tail-race Hydel Project, Varahi Hydel Project and Bedthi Hydel Project was transferred to Karnataka Power Corporation Limited in January 1972. Orders of Government for treating the capital outlay on these projects (Rs.1,33.57 lakh) as loan to and/or investment in the Corporation, are awaited (August 2007).

#### 2. Projects transferred to Karnataka Power Transmission Corporation Limited (@)

In addition to the outlay on the projects mentioned above, Rs.17.44 crore representing the capital expenditure on Tungabhadra Hydroelectric Project (Left Bank), Munirabad and certain other projects are included in Government accounts. The projects were transferred to Karnataka Electricity Board. Government had ordered that the capital outlay on these projects should be treated as loan to the Board. However, no adjustments have been made yet, as no provision had been made in the budget.

Rupees 50.52 lakh was paid as compensation during the years 1976-77 to 1980-81 to a private undertaking on acquiring electricity production units from them. These units were transferred to Karnataka Electricity Board. Orders of Government for treating this expenditure as loan to the Board are awaited (August 2007).

#### 3. Projects transferred to Karnataka Power Corporation Limited-

Bhadra Hydro-electric Project, Sharavathy Valley Hydro-electric Project and Kalinadi Hydro-electric Project were transferred to the Karnataka Power Corporation Limited in 1970-71.

Government ordered in September 1971, that Rs.1,25 crore, being the value of assets of Bhadra and Sharavathy Valley Hydro-electric Projects transferred to the Corporation should be treated partly as loan to the Corporation (Rs.70 crore) and partly as investment in the form of equity shares of the Corporation (Rs.55 crore). In 1972-73 Rs.1,02.58 crore only was adjusted as loan to the Corporation (Rs.70 crore) and as investment in the Corporation (Rs.32.58 crore). Balance of Rs.22.42 crore was adjusted in 1975-76 as investment in the Corporation. Government have incurred expenditure of Rs.1,22.90 lakh on these projects subsequent to their transfer to the Corporation, of which, Rs.32.86 lakh was adjusted during 1976-77 as loan to the Corporation. Orders of Government for adjustment of the balance of Rs.90.04 lakh are awaited. Orders of Government for the adjustment of capital outlay on Kalinadi Hydro Electric Project (Rs.50.17 lakh) are awaited (August 2007).

---

(@) Formerly known as Karnataka Electricity Board.



## STATEMENT NO.4 - DEBT POSITION

### (i) Statement of Borrowings

(In crores of rupees)

| <i>Nature of Debt</i>                              | <i>Amount on<br/>1<sup>st</sup> April<br/>2006</i> | <i>Receipts<br/>during the<br/>year</i> | <i>Repayments<br/>during the<br/>year</i> | <i>Amount on<br/>31<sup>st</sup> March<br/>2007</i> | <i>Net<br/>Increase (+) or<br/>Decrease (-)</i> |
|----------------------------------------------------|----------------------------------------------------|-----------------------------------------|-------------------------------------------|-----------------------------------------------------|-------------------------------------------------|
| <b>1. PUBLIC DEBT</b>                              |                                                    |                                         |                                           |                                                     |                                                 |
| (a) Internal Debt of the State Government          | 3,07,66.71                                         | 28,91.49                                | 10,12.34                                  | 3,26,45.86                                          | (+)<br>18,79.15                                 |
| (b) Loans and Advances from the Central Government | 92,82.22                                           | 6,54.45                                 | 7,37.03                                   | 91,99.64                                            | (-)<br>82.58                                    |
| <b>Total 1</b>                                     | <b>4,00,48.93</b>                                  | <b>35,45.94</b>                         | <b>17,49.37</b>                           | <b>4,18,45.50</b>                                   | (+)<br>17,96.57                                 |
| <b>2. SMALL SAVINGS,<br/>PROVIDENT FUNDS ETC.</b>  | <b>71,25.55</b>                                    | <b>17,48.07</b>                         | <b>10,88.69</b>                           | <b>77,84.93</b>                                     | (+)<br>6,59.38                                  |
| <b>GRAND TOTAL</b>                                 | <b>4,71,74.48</b>                                  | <b>52,94.01</b>                         | <b>28,38.06</b>                           | <b>4,96,30.43</b>                                   | (+)<br>24,55.95                                 |

Subject to the provisions of Article 293(1) of the Constitution of India, the executive power of the State extends to borrowing within the territory of India upon the security of the Consolidated Fund of the State. No law under Article 293(1) of the Constitution of India has been passed by the State Legislature laying down the limits within which the Government may borrow upon the security of the Consolidated Fund of the State. However, as provided in the 'Karnataka Fiscal Responsibility Act, 2002' (which came into being from 1<sup>st</sup> April 2003) the Government has committed to reduce the fiscal deficit to not more than three *percent* of the estimated Gross State Domestic Product (GSDP) within a period of four financial years commencing from 1<sup>st</sup> April 2002 and to ensure that the total liabilities of the State at the end of the financial year ending 31<sup>st</sup> March 2015 does not exceed 25 *percent* of the estimated GSDP for that year.

The indebtedness of the Government increased by Rs.24,55.95 crore during the year.

#### Explanatory Notes

(1) **Market Loans** : These are long term loans raised in the open market to finance development schemes etc. No loan was raised during the year. Details of loans raised by Government and outstanding as on 31<sup>st</sup> March 2007 is given in the Annexure to Statement No.17. The outstanding balance of market loans was 27.97 *percent* of the total Public Debt of the State Government.

Pending determination of the proportionate capital expenditure under Section 82 of the States Re-organisation Act, 1956, the liability on account of the open market loans was shared provisionally by the successor States according to the population ratio. The provisional liability of the State Government in respect of the loans raised by the former Madras and Bombay States amounting to Rs.1.79 crore and Rs.4.88 crore respectively, had been discharged fully (the last repayment relating to Madras State Loans was made in 1968-69 and that relating to Bombay State Loans in 1972-73).

**STATEMENT NO.4 - DEBT POSITION - contd.**

**(i) Statement of Borrowings - Explanatory Notes - contd.**

The liability of the State Government in respect of the ex-Hyderabad State, which was outstanding on 31<sup>st</sup> October 1956, has been estimated by the Andhra Pradesh Government at Rs.26.65 crore on the basis of Capital Outlay incurred territory-wise under the provision of the States Re-organisation Act, 1956. Although, on the basis of the reallocation of liability, the State Government has to pay Rs.14.81 crore to Maharashtra, the final allocation is under correspondence between Karnataka and Maharashtra. However, so far, Rs.13 crore has been paid to Maharashtra on this account.

**Arrangement for amortisation:** Government has constituted a Sinking Fund for the loans raised by it in the open market. This Fund consists of two components, i.e., Sinking Fund (Amortisation) and Sinking Fund (Depreciation). The first Fund consists of annual contributions from revenue for repayment of loans on maturity, the amount of contributions being fixed by Government from year to year. The second Fund, viz., Sinking Fund (Depreciation) was fed annually by contributions from revenue, the amount of contribution being equal to 1.5 percent of the total nominal value of the relevant loans. The amount in the Fund was applied for purchase of securities of the loans for cancellation. In addition to the contributions from revenue, interest realised on investment of the Fund balances is also credited to these Funds. However, from the year 1999-2000, Government decided to stop providing funds under the Major head '2048 - Appropriation for reduction or avoidance of Debt'. Therefore, there is no accretion to the Sinking Fund on this account. Only interest realised on investment of Fund balances (made in the earlier years) is credited to the Fund. The Twelfth Finance Commission has recommended that States should set up sinking funds for amortisation of all loans including loans from banks, liabilities on account of National Small Savings Fund etc. The existing fund has not been revived as per the recommendations of the Twelfth Finance Commission.

The balances in the Funds at the commencement and close of 2006-07 are given below:-

| <i>Funds</i>                 | <i>Balance as on<br/>1<sup>st</sup> April 2006</i> | <i>Additions during<br/>the year</i> | <i>Withdrawals<br/>during the year</i> | <i>Balance on<br/>31<sup>st</sup> March 2007</i> |
|------------------------------|----------------------------------------------------|--------------------------------------|----------------------------------------|--------------------------------------------------|
| <i>(In crores of rupees)</i> |                                                    |                                      |                                        |                                                  |
| Sinking Fund (Amortisation)  | 2,88.82                                            | 0.06                                 | 40.09                                  | 2,48.79                                          |
| Sinking Fund (Depreciation)  | 98.98                                              | ...                                  | 6.99                                   | 91.99                                            |
| <b>Total</b>                 | <b>3,87.80</b>                                     | <b>0.06</b>                          | <b>47.08</b>                           | <b>3,40.78</b>                                   |

Out of the balance of Rs. 3,40.78 crore in the Fund, Rs.0.15 crore was invested in Statutory Corporations, the balance of Rs.3,40.63 crore is merged in the general cash balance of the Government.

Rupees 1.93 crore was outstanding in the Sinking Fund Investment Account at the commencement of the year. During the year no amount was invested but Rs.1.78 crore was redeemed. The balance at the end of March 2007 was Rs.0.15 crore.

**(2) Loans from the Life Insurance Corporation of India, General Insurance Corporation of India, Other Institutions:-** Rupees 20,04.55 crore was outstanding as loans, obtained from Life Insurance Corporation of India, General Insurance Corporation of India, National Bank for Agricultural and Rural Development, Canara Bank and Other Autonomous Bodies, at the commencement of the year. Rupees 2,98.73 crore were obtained by Government from these institutions during the year. After making repayment of Rs.6,65.14 crore, a balance of Rs.16,38.14 crore remained outstanding at the close of the year which was 3.92 percent of the total Public Debt of the State Government. The entire outstanding loan amounting to Rs.5,50.95 crore in respect of liability of KPTCL taken over by Government during 2003-04 has been discharged in full during the current year and is included in the repayment of Rs.6,65.14 crore indicated above.

**(3) Ways and Means Advances from the Reserve Bank of India:** These are borrowings of a purely temporary nature. These advances are obtained to make good the deficiency in the minimum cash balance with the Reserve Bank of India. If even after the maximum advance is given, the balance is below the minimum, the deficit is left uncovered. Overdrafts are given by the Bank if the State has minus balance after availing of the maximum advance. Ways & Means Advance was not availed during 2006-07.

**STATEMENT NO.4 - DEBT POSITION - contd.**

**(i) Statement of Borrowings - Explanatory Notes - conclud.**

**(4) Loans from National Small Savings Fund:** A separate fund viz., 'National Small Savings Fund' was created in 1999-2000 for the purpose of release of Loans out of Small Savings collections. The loans received during 2006-07 amounted to Rs.25,92.76 crore. Rs.1,14.67 crore was repaid during the year. The balance outstanding at the close of the year amounting to Rs.1,93,05.26 crore was 46.13 *per cent* of the total Public Debt of the State Government as on 31<sup>st</sup> March 2007.

**(5) Loans and Advances from the Government of India:** During the year no Ways and Means Advances were obtained from the Government of India. However, other loans obtained from the Government of India amounted to Rs.6,54.45 crore which includes Back to Back External Loans of Rs.73.45 crore. The repayments made during the year were Rs.7,37.03 crore which includes debt relief of Rs.4.83 crore and debt waiver of Rs.7,06.22 crore. The outstanding balance of Central Government loans amounting to Rs.91,99.64 crore was 21.98 *per cent* of the total Public Debt of the State Government as on 31<sup>st</sup> March 2007 as against 23.18 *per cent* on 31<sup>st</sup> March 2006.

Debt Relief of Rs.4.83 crore sanctioned as per the recommendations of the Eleventh Finance Commission for the year 2005-06 has been adjusted in the accounts of 2006-07 (as repayment of debt for 2005-06 had already been made) by debit to Major Head '6004 Loans and Advances from Central Government' per contra credit to the Major Head '0075 Miscellaneous General Services'. (See footnotes at pages 78 and 293).

As per the recommendations of the Twelfth Finance Commission, the total waiver of debt sanctioned by Department of Expenditure, Ministry of Finance, Government of India for 2005-06 and 2006-07 is Rs.7,16.66 crore. As the repayment of debt for 2005-06 had already been made, of the total debt waiver an amount of Rs.10.44 crore has been remitted by Government of India and the remaining amount of Rs.7,06.22 crore adjusted by debit to Major Head '6004 Loans and Advances from Central Government' [Principal repayment of Consolidated Loans for 2006-07 (Rs.3,58.33 crore), Premature repayment of Consolidated Loans (Rs.3,03.58 crore) and Principal repayment of Block Loans (Rs.44.31 crore)] per contra credit to the Major Head '0075 Miscellaneous General Services'. (See footnotes at pages 78 and 293).

**(ii) Other Obligations**

In addition to the above, balances at the credit of earmarked and other Funds and certain deposits to the extent to which they have not been invested but are merged with the general cash balance of Government also constitute the liability of Government. Such liability at the end of March 2007 was Rs.80,51.74 crore is as shown below. Further details are given in Statements No.16 and 19.

| <i>Nature of Obligations</i>                                                                                  | <i>Balance on 1<sup>st</sup> April 2006</i> | <i>Receipts during the year</i> | <i>Repayments during the year</i> | <i>Balance on 31<sup>st</sup> March 2007</i> | <i>Net Increase (+) or Decrease (-) during the year</i> |
|---------------------------------------------------------------------------------------------------------------|---------------------------------------------|---------------------------------|-----------------------------------|----------------------------------------------|---------------------------------------------------------|
| <i>(In crores of rupees)</i>                                                                                  |                                             |                                 |                                   |                                              |                                                         |
| Interest bearing obligations, such as Depreciation Reserve Funds of Commercial Undertakings etc.              | 3,66.21<br>(&)                              | 4,04.57                         | 3,61.80                           | 4,08.98                                      | (+) 42.77                                               |
| Non-Interest bearing obligations, such as deposits of Local Funds, Civil Deposits, other Earmarked Funds etc. | 46,95.37<br>(&)                             | 2,02,83.22                      | 1,73,35.83                        | 76,42.76                                     | (+) 29,47.39                                            |
| <b>Total</b>                                                                                                  | <b>50,61.58</b>                             | <b>2,06,87.79</b>               | <b>1,76,97.63</b>                 | <b>80,51.74</b>                              | <b>(+) 29,90.16</b>                                     |

(&) Differs from the balance as on 31<sup>st</sup> March 2006 shown in the previous year by 0.01, due to rounding.

**STATEMENT NO.4 - DEBT POSITION - conclud.**

**(iii) Service of Debt**

**A. Interest on Debt and Other obligations:** The outstanding gross debt and other obligations and the total net amount of interest charges met from revenue during 2005-06 and 2006-07 were as shown below:-

|                                                                                                                         | 2005-06         | 2006-07         | <i>Net Increase (+)<br/>or Decrease (-)<br/>during the year</i> |
|-------------------------------------------------------------------------------------------------------------------------|-----------------|-----------------|-----------------------------------------------------------------|
| <i>(In crores of rupees)</i>                                                                                            |                 |                 |                                                                 |
| Gross debt and other obligations outstanding at the end of the year                                                     | 5,22,36.06      | 5,76,82.17      | (+) 54,46.11                                                    |
| <b>(i) Interest paid by Government-</b>                                                                                 |                 |                 |                                                                 |
| (a) On Public Debt (including expenditure on Management), Small Savings, Provident Funds etc., and Miscellaneous debts. | 37,64.73        | 42,36.32        | (+) 4,71.59                                                     |
| (b) Other obligations                                                                                                   | 0.09            | 0.08            | (-) 0.01                                                        |
| <b>Total (i)</b>                                                                                                        | <b>37,64.82</b> | <b>42,36.40</b> | <b>(+) 4,71.58</b>                                              |
| <b>(ii) Deduct:</b>                                                                                                     |                 |                 |                                                                 |
| (a) Interest recovered on loans and advances given by Government                                                        | 94.95           | 38.49           | (-) 56.46                                                       |
| (b) Interest charged to major heads (outside the Revenue Account)                                                       | ...             | ...             |                                                                 |
| (c) Interest realised on investment of cash balance                                                                     | 1,87.40         | 3,37.04         | (+) 1,49.64                                                     |
| <b>(iii) Net amount of interest charged (i)-(ii)</b>                                                                    | <b>34,82.47</b> | <b>38,60.87</b> | <b>(+) 3,78.40</b>                                              |
| Percentage of gross interest (item i) to total Revenue Receipts                                                         | 12.40           | 11.27           | (-) 1.13                                                        |
| Percentage of net interest (item iii) to total Revenue Receipts                                                         | 11.47           | 10.27           | (-) 1.20                                                        |

There were, in addition certain other receipts and adjustments such as interest received from Commercial Departments etc., totaling to Rs.0.66 crore. If these are also deducted, the net burden of interest on the revenue was Rs.38,60.21 crore, working out to 10.27 per cent of the total Revenue Receipts.

During the year Government also received Rs.19.48 crore as dividend on investment in various Commercial and Other Undertakings etc.

**STATEMENT NO. 5 - LOANS AND ADVANCES BY STATE GOVERNMENT**

**(i) Statement of Loans and Advances**

*(In lakhs of rupees)*

| <i>Categories of Loans and Advances</i><br>(x)                              | <i>Amount<br/>outstanding<br/>on 1<sup>st</sup> April 2006</i> | <i>Amount<br/>paid during<br/>the year</i> | <i>Amount<br/>repaid<br/>during the<br/>year</i> | <i>Amount<br/>outstanding on<br/>31<sup>st</sup> March<br/>2007</i> | <i>Net Addition<br/>during the<br/>year</i> |                   |
|-----------------------------------------------------------------------------|----------------------------------------------------------------|--------------------------------------------|--------------------------------------------------|---------------------------------------------------------------------|---------------------------------------------|-------------------|
| (1)                                                                         | (2)                                                            | (3)                                        | (4)                                              | (5)                                                                 | (6)                                         |                   |
| (i) General Services                                                        | -0.04                                                          | ...                                        | ...                                              | -0.04<br>(m)                                                        | ...                                         | ...               |
| (ii) Social Services                                                        |                                                                |                                            |                                                  |                                                                     |                                             |                   |
| a) Education, Sports, Art and Culture                                       | 15,94.77                                                       | ...                                        | 8.26                                             | 15,86.51                                                            | (-)                                         | 8.26              |
| b) Health and Family Welfare                                                | 7,27.80                                                        | 3,69.20                                    | 2.84                                             | 10,94.16                                                            | (+)                                         | 3,66.36           |
| c) Water supply, Sanitation, Housing and Urban Development                  | 27,30,02.11                                                    | 3,22,14.52                                 | 6,34.83                                          | 30,45,81.80                                                         | (+)                                         | 3,15,79.69        |
| d) Information and Broadcasting                                             | 75.44                                                          |                                            |                                                  | 75.44                                                               |                                             | ...               |
| e) Welfare of Scheduled Castes, Scheduled Tribes and Other Backward classes | 6,32.40                                                        | ...                                        | ...                                              | 6,32.40                                                             |                                             | ...               |
| g) Social Welfare and Nutrition                                             | 6,97.96                                                        | ...                                        | 0.01                                             | 6,97.95                                                             | (-)                                         | 0.01              |
| h) Others                                                                   | 46.85                                                          | ...                                        | 0.05                                             | 46.80                                                               | (-)                                         | 0.05              |
| <b>Total (ii)</b>                                                           | <b>27,67,77.33</b>                                             | <b>3,25,83.72</b>                          | <b>6,45.99</b>                                   | <b>30,87,15.06</b>                                                  | <b>(+) </b>                                 | <b>3,19,37.73</b> |
| (iii) Economic Services                                                     |                                                                |                                            |                                                  |                                                                     |                                             |                   |
| a) Agriculture and Allied Activities                                        | 3,69,92.04                                                     | 9,83.86                                    | 2,49.41                                          | 3,77,26.49                                                          | (+)                                         | 7,34.45           |
| b) Rural Development                                                        | 6,71.55                                                        | ...                                        | 0.18                                             | 6,71.37                                                             | (-)                                         | 0.18              |
| c) Special Areas Programmes                                                 | 12.93                                                          | ...                                        | ...                                              | 12.93                                                               |                                             | ...               |
| d) Irrigation and Flood Control                                             | 9,71.97                                                        | ...                                        | ...                                              | 9,71.97                                                             |                                             | ...               |
| e) Energy                                                                   | 12,48,70.47                                                    |                                            | 1,86.00                                          | 12,46,84.47                                                         | (-)                                         | 1,86.00           |
| f) Industry and Minerals                                                    | 14,43,50.93                                                    | 17,98.47                                   | 2,67.86                                          | 14,58,81.54                                                         | (+)                                         | 15,30.61          |
| g) Transport                                                                | 22,55.34                                                       | ...                                        | 5.00                                             | 22,50.34                                                            | (-)                                         | 5.00              |
| j) General Economic Services                                                | 23,76.88                                                       | ...                                        | 4.11                                             | 23,72.77                                                            | (-)                                         | 4.11              |
| <b>Total (iii)</b>                                                          | <b>31,25,02.11</b>                                             | <b>27,82.33</b>                            | <b>7,12.56</b>                                   | <b>31,45,71.88</b>                                                  | <b>(+) </b>                                 | <b>20,69.77</b>   |
| (iv) Loans to Government Servants etc.                                      | (-) 5,29.23                                                    | 1,88.29                                    | 6,48.57                                          | (-) 9,89.51<br>(m)                                                  | (-)                                         | 4,60.28           |
| (v) Miscellaneous Loans                                                     | 56,07.15                                                       | 1,68.37                                    | 39,90.32                                         | 17,85.20                                                            | (-)                                         | 38,21.95          |
| <b>TOTAL</b>                                                                | <b>59,43,57.32</b>                                             | <b>3,57,22.71</b>                          | <b>59,97.44</b>                                  | <b>62,40,82.59</b>                                                  | <b>(+) </b>                                 | <b>2,97,25.27</b> |

(x) A more detailed account is given in Statement No.18 at pages 296-340.

(m) Reasons for minus balance are under examination.

**STATEMENT NO. 5 - LOANS AND ADVANCES BY STATE GOVERNMENT - contd.**  
**(ii) RECOVERIES IN ARREARS**

(1) At the end of 2006-07, recovery of Rs.22,56,64.84 lakh (Principal: Rs.8,22,31.68 lakh and Interest: Rs.14,34,33.16 lakh) was overdue on account of loans to Municipalities, Local Bodies, Statutory Corporations etc., the detailed accounts of which are kept by Accounts Office. Cases in which large amounts were outstanding are mentioned below:

| <i>Sl. No.</i>              | <i>Particulars</i>                                             | <i>Principal</i> | <i>Interest</i> | <i>Earliest date to which the arrears relate</i> |
|-----------------------------|----------------------------------------------------------------|------------------|-----------------|--------------------------------------------------|
| <i>(In lakhs of rupees)</i> |                                                                |                  |                 |                                                  |
| 1.                          | Karnataka Agro-Industries Corporation                          | 6,68.19          | 45,76.25        | 1982                                             |
| 2.                          | Bangalore Water Supply and Sewerage Board                      | 78,10.70         | 1,77,24.34      | 1977                                             |
| 3.                          | Karnataka Housing Board                                        | 21,73.83         | 58,09.94        | 1990                                             |
| 4.                          | Karnataka State Construction Corporation limited               | 3,24.00          | 7,14.62         | 1985                                             |
| 5.                          | Bangalore Development Authority/ City Improvement Trust Boards | 11,97.00         | 1,38.49         | 1987                                             |
| 6.                          | Karnataka Agro Proteins Limited                                | 70.00            | 2,13.10         | 1982                                             |
| 7.                          | Bidar Sahakari Sakkare Karkhane, Bidar                         | 2,25.00          | 3,49.83         | 1993                                             |
| 8.                          | Mysore Paper Mills Limited                                     | 2,80.00          | 2,08.00         | 1990                                             |
| 9.                          | Mysore Tobacco Company Limited                                 | 1,34.11          | 7,66.69         | 1984                                             |
| 10.                         | Karnataka Urban Water Supply and Drainage Board                | 2,01,34.73       | 3,45,10.84      | 1986                                             |
| 11.                         | Mahadeva Textiles Mills, Hubli                                 | 2,88.05          | 3,21.71         | 1991                                             |
| 12.                         | Mangalore Chemicals and Fertilisers                            | 10,49.00         | 26,77.44        | 1980                                             |
| 13.                         | Karnataka State Seeds Corporation Limited                      | 2,87.92          | 1,90.65         | 1977                                             |
| 14.                         | Mysore Acetate and Chemicals Limited                           | 2,41.25          | 6,55.41         | 1993                                             |
| 15.                         | Karnataka State Co-operative Oil Seeds Growers Federation      | 37.50            | 3,25.24         | 1992                                             |
| 16.                         | N.G.E.F.                                                       | 49,74.72         | 1,04,42.05      | 1992                                             |
| 17.                         | Mysore Sales International Limited                             | 7,90.00          | 23,41.49        | 1990                                             |
| 18.                         | Karnataka State Industrial Investment Development Corporation  | 8,25.00          | 17,30.50        | 1985                                             |
| 19.                         | Karnataka Co-operative Milk Producers Federation (KDDC)        | 12,59.26         | ...             | 1986                                             |
| 20.                         | Karnataka Film Industries Development Corporation              | 52.00            | 90.98           | 1977                                             |
| 21.                         | Mysore Lamp Works Limited                                      | 4,30.50          | 28,83.30        | 1993                                             |
| 22.                         | Karnataka Implements and Machinery Company                     | 1,10.00          | 2,86.55         | 1984                                             |
| 23.                         | Karnataka Electronics Development Corporation                  | 3,75.00          | 9,33.72         | 1985                                             |
| 24.                         | Electro Mobiles India Limited                                  | 61.00            | 1,28.34         | 1981                                             |
| 25.                         | Dakshina Kannada Sahakari Sakkare Karkhane, Brahmavar          | 10,12.45         | 9,10.72         | 1990                                             |
| 26.                         | Kampli Sahakari Sakkare Karkhane, Kampli                       | 2,78.80          | 3,37.86         | 1994                                             |
| 27.                         | Karnataka Telecom Limited                                      | 1,65.00          | 2,93.89         | 1996                                             |
| 28.                         | Karnataka State Road Transport Corporation                     | 5,00.00          | 5,40.00         | 1997                                             |
| 29.                         | Karnataka Antibiotics and Pharmaceuticals Limited              | 1,13.89          | ...             | ...                                              |
| 30.                         | Hutti Gold Mines Company Limited                               | 30.00            | 72.60           | 1985                                             |
| 31.                         | Karnataka Vidhyut Karkhane                                     | ...              | 96.03           | 1985                                             |
| 32.                         | Someswara Farmers Co-operative Spinning Mills, Lakshmeswar     | 1,21.70          | 2,33.65         | 1994                                             |
| 33.                         | Pandavapura Sahakari Sakkare Karkhane Limited                  | 28,50.37         | 36,46.23        | 1988                                             |
| 34.                         | Aland Sahakari Sakkare Karkhane                                | 3,81.00          | 5,58.34         | 1989                                             |
| 35.                         | Karnataka Industries Area Development Board                    | 66.40            | 1,58.90         | 1991                                             |

**STATEMENT NO. 5 - LOANS AND ADVANCES BY STATE GOVERNMENT - contd.**  
**(ii) RECOVERIES IN ARREARS - contd.**

| Sl. No. | Particulars                                                                                           | Principal  | Interest | Earliest date to which the arrears relate |
|---------|-------------------------------------------------------------------------------------------------------|------------|----------|-------------------------------------------|
|         |                                                                                                       |            |          |                                           |
| 36.     | Karnataka Truck Terminals                                                                             | 25.00      | 74.75    | 1980                                      |
| 37.     | Karnataka State Tourism Development Corporation                                                       | 91.00      | 1,41.23  | 1981                                      |
| 38.     | Mysore Sugar Company                                                                                  | 2,00.00    | 4,08.00  | 1993                                      |
| 39.     | Belgaum Co-operative Cotton Spinning Mills Limited                                                    | 4,14.69    | 6,24.12  | ...                                       |
| 40.     | Bangalore Metropolitan Regional Development Authority – Karnataka Infrastructure Project              | 78,38.74   | ...      | ...                                       |
| 41.     | Chamundeswari Sugar Mills                                                                             | 3,09.00    | ...      | 1990                                      |
| 42.     | Dandeli Steel and Ferro Alloys Limited                                                                | 46.15      | 28.23    | 1991                                      |
| 43.     | Davangere Sugar Mills Limited                                                                         | 2,95.87    | 85.25    | 1990                                      |
| 44.     | Doodhaganga Sugar Mills                                                                               | 2,60.92    | ...      | 1990                                      |
| 45.     | Gangavathi Sugar Mills                                                                                | 5,71.41    | ...      | 1990                                      |
| 46.     | Godavari Sugar Mills Limited                                                                          | 1,39.02    | ...      | 1990                                      |
| 47.     | Karnataka Forest Development Corporation (formerly known as Karnataka Forest Plantation Corporation). | 2,21.73    | 2,99.87  | 1999                                      |
| 48.     | Thungabhadra Sugar Works Limited, Shimoga (Devi Sugars)                                               | 2,25.04    | ...      | 1990                                      |
| 49.     | Vanivilas Sahakari Sakkare Karkhane, Hiriyur                                                          | 92.31      | 13.16    | 1986                                      |
| 50.     | Chamundi Machine Tools                                                                                | 18.14      | 52.74    | 1991                                      |
| 51.     | Mysore Electrical Engineering Industries                                                              | 50.00      | 67.00    | 1985                                      |
| 52.     | Farmers Co-operative Spinning Mills, Hulkoti                                                          | 1,62.50    | 3,38.00  | 1997                                      |
| 53.     | Karnataka State Financial Corporation - Textiles                                                      | 40.00      | ...      | 1985                                      |
| 54.     | Karnataka Sahakari Sakkare Karkhane, Haveri                                                           | 2,47.18    | 7,28.00  | 1979                                      |
| 55.     | Nandi Sahakari Sakkare Karkhane, Chikkagali                                                           | 2,00.00    | ...      | 1992                                      |
| 56.     | Hallasiddanath Sahakari Sakkare Karkhane, Nippani                                                     | 2,98.28    | ...      | 1993                                      |
| 57.     | Hemavathy Sahakari Sakkare Karkhane, Channarayapatna                                                  | 4,12.41    | ...      | 1993                                      |
| 58.     | Mahadeswara Sugar Mills Limited                                                                       | 87.93      | ...      | 1990                                      |
| 59.     | Mysore Paper Mills Sugar Factory                                                                      | 69.09      | ...      | 1993                                      |
| 60.     | Karnataka Soaps and Detergents Limited                                                                | 15,08.99   | 1,27.50  | 1983                                      |
| 61.     | Bangalore Mass Rapid Transit System Limited                                                           | 1,15,55.00 | ...      | ...                                       |
| 62.     | Karnataka Leather Industries Corporation                                                              | 3,54.57    | 6,28.17  | ...                                       |
| 63.     | Copper Consortium Limited                                                                             | 30.00      | ...      | ...                                       |

(2) Particulars of arrears at the end of 2006-07 in recovery of loans, the detailed accounts of which are maintained by the Departmental Officers, have not been furnished (August 2007) by any of the thirteen Chief Controlling Officers.

**STATEMENT NO. 5 - LOANS AND ADVANCES BY STATE GOVERNMENT - conclud.**  
**(ii) RECOVERIES IN ARREARS - conclud.**

The list of the Chief Controlling Officers and the categories of loans are shown below:

| <i>Sl. No.</i> | <i>Name of the Chief Controlling Officer</i>        | <i>Category of Loans</i>                                                        |
|----------------|-----------------------------------------------------|---------------------------------------------------------------------------------|
| 1.             | Commissioner for Industries and Commerce, Bangalore | Loans for Village and Small Industries and Industrial Research and Development. |
| 2.             | Director of Fisheries, Bangalore                    | Loans for Development of Fisheries.                                             |
| 3.             | Commissioner for Sericulture                        | Loans for Sericulture.                                                          |
| 4.             | Registrar of Co-operative Societies, Bangalore      | Loans to Co-operative Institutions.                                             |
| 5.             | Commissioner of Public Instruction, Bangalore       | Loans for Education.                                                            |
| 6.             | Regional Commissioner, Bangalore                    | Loans for Land Improvement, Taccavi, Irrigation Wells etc.                      |
| 7.             | Regional Commissioner, Mysore                       |                                                                                 |
| 8.             | Regional Commissioner, Belgaum                      |                                                                                 |
| 9.             | Regional Commissioner, Gulbarga                     |                                                                                 |
| 10.            | Commissioner for Collegiate Education, Bangalore    | Loans for Education.                                                            |
| 11.            | Deputy Inspector General of Police, Bangalore       | Loans for Social Security and Welfare.                                          |
| 12.            | Director of Municipal Administration                | Loans to Municipalities.                                                        |
| 13.            | Commissioner for Agriculture                        | Loans to Agriculture.                                                           |

(3) The loans advanced during the year in respect of which the terms and conditions of repayment have not been received (August 2007) are detailed below:

| <i>Sl. No.</i> | <i>Particulars</i>                                                                                                                       | <i>Amount of loan (In lakhs of rupees)</i> |
|----------------|------------------------------------------------------------------------------------------------------------------------------------------|--------------------------------------------|
| 1              | 6210 Loans for upgradation of Secondary Level Health Care                                                                                | 3,00.89                                    |
| 2              | 6210 Loans for upgrading Health Facility in Karnataka                                                                                    | 57.88                                      |
| 3              | 6215 Loans to Bangalore Water Supply and Sewerage Board                                                                                  | 40,00.00                                   |
| 4              | 6215 Loans to Karnataka Urban Water Supply and Drainage Board                                                                            | 53,00.00                                   |
| 5              | 6216 Loans to Rajiv Gandhi Rural Housing Corporation Limited for Ashraya Scheme                                                          | 75,00.00                                   |
| 6              | 6217 Loans to BDA for repayment of loan to HUDCO                                                                                         | 53,18.00                                   |
| 7              | 6217 Karnataka Urban Infrastructure Development and Finance Corporation - Karnataka Urban Development and Coastal Environment Management | 94.64                                      |
| 8              | 6217 Bangalore Metropolitan Regional Development Authority - Digital Mapping System for Bangalore                                        | 1,67.88                                    |
| 9              | 6217 Loans for Bangalore Mass Rapid Transit System                                                                                       | 98,34.00                                   |
| 10             | 6405 Loans to Fishermen Co-operative Societies for implementation of NCDC Assisted Project                                               | 4.00                                       |
| 11             | 6406 Karnataka sustainable Forest management & Bio- Conservation Project                                                                 | 4.14                                       |
| 12             | 6416 Karnataka State Co-operative Agricultural and Rural Development Bank - Loans for Purchase of Debentures                             | 1,53.42                                    |
| 13             | 6425 N.C.D.C. Scheme - Integrated Co-operative Development Programme                                                                     | 38.11                                      |
| 14             | 6425 Loans to Farmers Cooperative Spinning Mills, Hulkoti                                                                                | 3,10.50                                    |
| 15             | 6425 Loans to Karnataka Woolen Textiles, Rannebenur                                                                                      | 34.05                                      |
| 16             | 6851 NCDC scheme for Powerloom Co-operatives                                                                                             | 2,39.35                                    |
| 17             | 6852 State Renewal Fund (VRS and other reliefs)                                                                                          | 1,15.36                                    |
| 18             | 6860 Loans to Mahatma Gandhi Sahakari Sakkare Karkhane                                                                                   | 2,40.00                                    |
| 19             | 6860 Loans to Devi Sugar Factory                                                                                                         | 10,00.00                                   |

~~~~~



**STATEMENT NO. 6 - GUARANTEES GIVEN BY THE GOVERNMENT OF KARNATAKA IN RESPECT OF LOANS ETC., RAISED BY STATUTORY CORPORATIONS, GOVERNMENT COMPANIES, LOCAL BODIES AND OTHER INSTITUTIONS.**

The Statement below gives a summary of guarantees given by the Government of Karnataka for repayment of loans raised by Statutory Corporations, Government Companies, Joint Stock Companies, Local Bodies and Other Institutions and guarantees outstanding on 31<sup>st</sup> March 2007. Karnataka Ceiling on Government Guarantees Act, 1999 [passed by the State Legislature in April 1999 under Article 293 (1) of the Constitution] lays down the limit within which Government may give guarantees on the security of the Consolidated Fund of the State. The limit as prescribed in the Karnataka Ceiling on Government Guarantees Act, 1999 is that the total outstanding Government guarantees as on the first of April of any year shall not exceed 80 *per cent* of the State's revenue receipts of the second preceding year as in the books of the Accountant General of Karnataka. The ceiling on the Government guarantee shall not apply to any additional borrowing for implementation of the Upper Krishna Project for the purpose of utilising resources as per Bachawat Award. The guarantees constitute contingent liabilities on the revenues of the State. To discharge the liabilities arising out of guarantees the Government had set up a Guarantee Reserve Fund in the Public Account with a corpus of Rs.100 lakh during the year 1999-2000. There has been no transaction under this fund.

In consideration of the guarantees given by the Government, these institutions are to pay a guarantee commission to the Government at a minimum of 1 percent on the amount of guarantee outstanding. The amount of guarantee commission, recovery of which was outstanding on 31<sup>st</sup> March 2007 in the case of certain institutions is shown in the statement given below. Information about the other institutions is awaited (August 2007).

Name of the Public or Other Body on whose behalf the guarantee has been given	Maximum amount of guarantee for which Government have entered into agreements	Amount actually covered by guarantee as on 31 <sup>st</sup> March 2007	
		Principal	Interest
<i>( In lakhs of rupees )</i>			
1. Statutory Corporations and Boards	68,09,78.90	20,86,86.34	10,07.51
2. Municipal Corporations and Other Local Bodies	72,18.00	20,60.28	...
3. Government Companies	93,12,38.76	57,82,39.82	57,65.10
4. Other Joint Stock Companies	1,75,00.00	14,77.00	...
5. Co-operative Banks and Societies	30,28,76.28	15,61,45.50	81,07.39
6. Other Institutions	3,94,81.45	2,62,44.83	2,14.21
<b>Total</b>	<b>1,97,92,93.39</b>	<b>97,28,53.77</b>	<b>1,50,94.21</b>

**STATEMENT NO. 6 - GUARANTEES GIVEN BY THE GOVERNMENT OF KARNATAKA IN RESPECT OF LOANS ETC., RAISED BY STATUTORY CORPORATIONS, GOVERNMENT COMPANIES, LOCAL BODIES AND OTHER INSTITUTIONS. - contd.**

More details of guarantee are given below:

Sl. No.	Name of the Public or Other Body on whose behalf the guarantee has been given	Maximum amount guaranteed for which Government have entered into agreement (excluding Interest)	Sums guaranteed outstanding on 31 <sup>st</sup> March 2007		Remarks
			Principal	Interest	
<i>( In lakhs of rupees )</i>					
(1)	(2)	(3)	(4)	(5)	(6)
<b>1</b>	<b>Statutory Corporations and Boards</b>				
(i)	Guarantees for repayment of the principal and payment of interest on open market loans/ debentures, raised by Statutory Corporations and Boards (4)*	14,09,68.00	9,83,36.47	...	...
(ii)	Guarantees given to Industrial Development Bank of India, Agricultural Finance Corporation, Rural Electrification Corporation, Power Finance Corporation and certain banks for repayment of loans given to Statutory Corporations and Boards (2)*	43,33,57.47	5,64,69.91	...	1,34.97 (GC)
(iii)	Guarantees given to Housing and Urban Development Corporation for repayment of loans given to Statutory Boards (4)*	7,26,10.39	4,46,73.29	10,05.00	21,64.04 (GC)
(iv)	Guarantees given to Life Insurance Corporation of India for repayment of loans given to Statutory Boards (3)*	3,40,43.04 (&)	92,06.67 (&)	2.51	...
	<b>Total Statutory Corporations and Boards</b>	<b>68,09,78.90</b>	<b>20,86,86.34</b>	<b>10,07.51</b>	<b>22,99.01 (GC)</b>
<b>2</b>	<b>Municipal Corporation and Other Local Bodies</b>				
	Guarantee for repayment of principal and payment of interest on loans raised in open market by Municipal Corporations and Municipalities. Bangalore Mahanagara Palike	72,18.00	20,60.28	...	...
	<b>Total Municipal Corporation and Other Local Bodies.</b>	<b>72,18.00</b>	<b>20,60.28</b>	<b>...</b>	<b>...</b>

Figures in brackets with asterisk mark in column 2 represent the number of beneficiaries.

(GC) Outstanding Guarantee Commission.

(&) Includes guarantee given to Karnataka Urban Water Supply and Drainage Board for loans raised for works relating to Municipalities and Corporations (Maximum Amount guaranteed is Rs.2,78,65.04 lakh and Principal outstanding is Rs.73,50.01 lakh).

**STATEMENT NO. 6 - GUARANTEES GIVEN BY THE GOVERNMENT OF KARNATAKA IN RESPECT OF LOANS ETC., RAISED BY STATUTORY CORPORATIONS, GOVERNMENT COMPANIES, LOCAL BODIES AND OTHER INSTITUTIONS. - contd.**

Sl. No.	Name of the Public or Other Body on whose behalf the guarantee has been given	Maximum amount guaranteed for which Government have entered into agreement (excluding Interest)	Sums guaranteed outstanding on 31 <sup>st</sup> March 2007		Remarks
			Principal	Interest	
<i>(In lakhs of rupees)</i>					
(1)	(2)	(3)	(4)	(5)	(6)
<b>3</b>	<b>Government Companies</b>				
(i)	Guarantee for repayment of the principal and the payment of interest on open market loans raised by Government Companies (6)*	27,38,84.00	20,87,24.00	13,38.54	13,43.78 (GC)
(ii)	Guarantee given to Life Insurance Corporation of India, Industrial Development Bank of India and Certain banks for loans and cash credit accommodation extended to Government Companies (13)*	40,23,49.63	21,71,53.55	11,98.19	21,63.63 (GC)
(iii)	Guarantees given to Industrial Development Bank of India, Industrial Finance Corporation of India, Industrial Credit and Investment Corporation of India, Power Finance Corporation of India, Air Force Group Insurance Society, Life Insurance Corporation of India and Rural Electrification Corporation for repayment of loans given to Government Companies (2)*	5,67,16.17	1,82,48.91	3,46.95	1,49.96 (GC)
(iv)	Guarantees given to Housing and Urban Development Corporation for repayment of loan given to Government Companies (7)*	19,82,88.96	13,41,13.36	28,81.42	64,13.34 (GC)
	<b>Total Government Companies</b>	<b>93,12,38.76</b>	<b>57,82,39.82</b>	<b>57,65.10</b>	<b>1,00,70.71 (GC)</b>
<b>4</b>	<b>Other Joint Stock Companies</b>				
(i)	Guarantees for repayment of loans and payment of interest thereon granted by certain banks to Joint Stock Companies Karnataka Pulp Wood Limited	...	...	...	52.57 (GC)
	<b>Total (i)</b>	...	...	...	<b>52.57 (GC)</b>

Figures in brackets with asterisk mark in column 2 represent the number of beneficiaries.

(GC) Outstanding Guarantee Commission.

**STATEMENT NO. 6 - GUARANTEES GIVEN BY THE GOVERNMENT OF KARNATAKA IN RESPECT OF LOANS ETC., RAISED BY STATUTORY CORPORATIONS, GOVERNMENT COMPANIES, LOCAL BODIES AND OTHER INSTITUTIONS. - contd.**

Sl. No.	Name of the Public or Other Body on whose behalf the guarantee has been given	Maximum amount guaranteed for which Government have entered into agreement (excluding Interest)	Sums guaranteed outstanding on 31 <sup>st</sup> March 2007		Remarks
			Principal	Interest	
<i>( In lakhs of rupees )</i>					
(1)	(2)	(3)	(4)	(5)	(6)
<b>4</b>	<b>Other Joint Stock Companies - conclud.</b>				
(ii)	Guarantee given by the Government of Karnataka for the repayment of principal and payment of interest thereon on the deposits made by the autonomous bodies established by or under a State Law and controlled by the Government of Karnataka to be invested with H.D.F.C.	1,75,00.00	14,77.00	...	
	<b>Total (ii)</b>	<b>1,75,00.00</b>	<b>14,77.00</b>	...	...
	<b>Total Other Joint Stock Companies</b>	<b>1,75,00.00</b>	<b>14,77.00</b>	...	<b>52.57 (GC)</b>
<b>5</b>	<b>Co-operative Banks and Societies</b>				
<b>A</b>	<b>Co-operative Banks and Federation</b>				
(i)	Guarantee for repayment of debentures raised in open market (1)*	20,47,67.14	12,21,45.07	...	...
(ii)	Guarantee given to certain cooperative banks for the loans raised by them (1)*	15,00.00	15,00.00	...	...
(iii)	Guarantees given to certain federations for the loans raised by them (1)*	1,29,13.71	5,95.31	1,23.69	...
	<b>Total Co-operative Banks and Federation</b>	<b>21,91,80.85</b>	<b>12,42,40.38</b>	<b>1,23.69</b>	...
<b>B</b>	<b>Co-operative Sugar Factories</b>				
(i)	Joint guarantee by the State Government and Government of India on 50:50 basis given to Industrial Finance Corporation of India and Life Insurance Corporation of India for loans granted to Co-operative Sugar Factories (14)*	2,56,39.74	96,43.59	8,55.73	
(ii)	Guarantee given solely by the State Government for other loans raised by Sugar Factories (17)*	5,69,54.44	2,14,30.36	55,33.73	
	<b>Total Co-operative Sugar Factories</b>	<b>8,25,94.18</b>	<b>3,10,73.95</b>	<b>63,89.46</b>	

Figures in brackets with asterisk mark in column 2 represent the number of beneficiaries.

(GC) Outstanding Guarantee Commission.

**STATEMENT NO. 6 - GUARANTEES GIVEN BY THE GOVERNMENT OF KARNATAKA IN RESPECT OF LOANS ETC., RAISED BY STATUTORY CORPORATIONS, GOVERNMENT COMPANIES, LOCAL BODIES AND OTHER INSTITUTIONS. - conclud.**

Sl. No.	Name of the Public or Other Body on whose behalf the guarantee has been given	Maximum amount guaranteed for which Government have entered into agreement (excluding Interest)	Sums guaranteed outstanding on 31 <sup>st</sup> March 2007		Remarks
			Principal	Interest	
<i>( In lakhs of rupees )</i>					
(1)	(2)	(3)	(4)	(5)	(6)
<b>5</b>	<b>Co-operative Banks and Societies - conclud.</b>				
<b>C</b>	<b>Other Co-operative Institutions</b>				
(i)	Guarantees given to Other Co-operative Institutions for loans raised by them. (5)*	11,01.25	8,31.17	15,94.24	54.00 (GC)
	<b>Total Other Co-operative Institutions</b>	<b>11,01.25</b>	<b>8,31.17</b>	<b>15,94.24</b>	<b>54.00</b> (GC)
	<b>Total Co-operative Banks and Societies</b>	<b>30,28,76.28</b>	<b>15,61,45.50</b>	<b>81,07.39</b>	<b>54.00</b> (GC)
<b>6</b>	<b>Other Institutions</b>				
(i)	Guarantees given to certain Banks, Housing Development Finance Corporation, Karnataka State Industrial Investment Development Corporation, Karnataka State Financial Corporation etc., for repayment of loans granted to:-				
(a)	N.G.E.F.	80,40.00	58,37.17	...	...
(b)	Dr. D. Devaraj Urs Backward Classes Development Corporation Limited	1,06,11.00	54,25.63	...	29,08.10 (GC)
(c)	Sri Jayadeva Institute of Cardiology, Bangalore	32,00.00	2,96.64	92.66	65.62 (GC)
(d)	Karnataka State Khadi and Village Industries Board	88.39	61.09	44.85	...
(e)	Karnataka State Handicrafts Development Corporation Limited	1,12.06	85.30	...	...
(f)	Karnataka Minorities Development Corporation Limited	...	...	...	2,11.88 (GC)
(g)	Dr. B. R. Ambedkar Development Corporation Limited	98,00.00	98,00.00	76.70	3.56 (GC)
(h)	Karnataka Residential Educational Institutions Society	76,30.00	47,39.00	...	1,63.66 (GC)
	<b>Total Other Institutions</b>	<b>3,94,81.45</b>	<b>2,62,44.83</b>	<b>2,14.21</b>	<b>33,52.82</b> (GC)

Figures in brackets with asterisk mark in column 2 represent the number of beneficiaries.

(GC) Outstanding Guarantee Commission.

**STATEMENT NO.7 - CASH BALANCES AND INVESTMENTS OF CASH BALANCES**

	<i>Particulars</i>	<i>As on 1<sup>st</sup> April 2006</i>	<i>As on 31<sup>st</sup> March 2007</i>
<i>(In lakhs of rupees)</i>			
<b>(a)</b>	<b>General Cash Balance:</b>		
	1. Cash in Treasuries	1,17.63	...
	2. Deposits with the Reserve Bank	50,89.91	2,31,87.23 (A)
	3. Remittances in Transit - Local	8.05	1.00
	<b>Total (1 to 3)</b>	<b>52,15.59</b>	<b>2,31,88.23</b>
	4. Investments held in the Cash Balance Investment Account	42,04,33.67	55,23,77.24
	<b>Total (a)</b>	<b>42,56,49.26</b>	<b>57,55,65.47</b>
<b>(b)</b>	<b>Other Cash Balances and Investments:</b>		
	1. Cash with Departmental Officers	3,60.11	4,35.38
	2. Permanent Advances for Contingent expenditure with Departmental Officers	1,56.31	1,56.92
	3. Investments of Earmarked Funds	3,44,97.87 (&)	3,43,19.58
	<b>Total (b)</b>	<b>3,50,14.29 (&amp;)</b>	<b>3,49,11.88</b>
	<b>Total (a) and (b)</b>	<b>46,06,63.55 (&amp;)</b>	<b>61,04,77.35</b>

(&) Differs from the balance as on 31<sup>st</sup> March 2006 by 0.01, due to rounding.

**EXPLANATORY NOTES**

1. The cash balance represents the combined balances of the Consolidated Fund, the Contingency Fund and the Public Account.

2. Under an agreement with the Reserve Bank of India, Government of Karnataka has to maintain with the Bank a minimum balance of Rs.263 lakh on all days. The Bank informs the Government, its daily balance with the Bank at the close of each working day. If this balance falls below the agreed minimum, the deficiency is made good either by taking Ways and Means Advances from the Reserve Bank carrying interest or by selling Treasury Bills. Ways and Means Advances (Ordinary and Special) are granted by the Bank only upto a limit, mutually agreed upon between the Bank and the Government. The operative limit for normal Ways and Means Advance is reckoned on the average of Revenue Receipts of latest three years multiplied by 3.19 (Reserve Bank of India Bulletin). The limit for Special Ways and Means Advances are fixed by the Reserve Bank of India from time to time, details of which are given at page 61. If, even after the maximum advance is given, the balance is below the minimum, the deficit is left uncovered. Overdrafts are given by the Bank if the State has a minus balance after availing of the maximum advance.

The extent to which Ways and Means Advances and Overdrafts were taken/repaid during the year as also the interest paid thereon has been mentioned in explanatory note (3) below Statement No.4 (i).

(A) The balance with the Reserve Bank of India (Rs.2,31,87.23 lakh {Dr.}) shown in the Government Accounts represents the balance taking into account the Inter Governmental Monetary settlements pertaining to 2006-07 advised to the Reserve Bank upto the 15<sup>th</sup> April 2007. There was a difference of Rs.1,16,42.78 lakh {Cr.} between the figures reflected in the accounts (Rs.2,31,87.23 lakh {Dr.}) and that intimated by the Reserve Bank of India (Rs.1,15,44.45 lakh {Cr.}). The difference to the extent of Rs.94,36.96 lakh {Cr.} has since been reconciled and adjusted. The remaining difference of Rs.22,05.82 lakh (Cr.) is under reconciliation (July 2007).

**STATEMENT NO.7 - CASH BALANCES AND INVESTMENTS OF CASH BALANCES - conclud.**

3. The details of investments held in Cash Balance Investment Account are given below:

		<i>(In lakhs of rupees)</i>
(i)	Government of India Treasury Bills	55,23,44.53
(ii)	Government of India Securities	20.44
(iii)	Securities of the Government of Maharashtra, Uttar Pradesh and Karnataka	11.07
(iv)	Other Investments	1.20
<b>Total</b>		<b>55,23,77.24</b>

Interest realised during the year on the above investment was Rs.3,37,03.87 lakh.

Fund-wise break-up of the investment from out of the earmarked balances is given in Statement No.19.

The operative limits of Normal and Special Ways and Means Advances for 2006-07 is given below:

<i>Limits of Normal Ways and Means Advances</i>		<i>Limits of Special Ways and Means Advances</i>	
<i>Effective date</i>	<i>Amount in crores of rupees</i>	<i>Effective date</i>	<i>Amount in crores of rupees</i>
2006-07 (from 01.04.2006)	6,25.00	01.04.2006	2.18
		15.04.2006	14,07.94
		05.05.2006	23,44.74
		12.05.2006	23,42.56
		23.06.2006	32,77.83
		15.07.2006	18,72.07
		28.07.2006	37,42.05
		04.08.2006	28,05.26
		18.08.2006	42,08.03
		22.09.2006	32,72.75
		06.10.2006	51,42.16
		27.10.2006	32,72.18
		03.11.2006	51,41.21
		17.11.2006	37,38.44
		24.11.2006	56,07.47
		05.01.2007	37,38.06
		12.01.2007	56,05.19
		02.02.2007	37,36.16
		23.02.2007	18,67.13
		02.03.2007	37,32.74

~~~~~

**STATEMENT NO.8 - SUMMARY OF BALANCES UNDER CONSOLIDATED FUND,  
CONTINGENCY FUND AND PUBLIC ACCOUNT**

The following is a summary of the balances as on the 31<sup>st</sup> March 2007

| <i>Debit Balances<br/>(In thousands of<br/>rupees)</i> | <i>Sector of the<br/>General<br/>Account</i> | <i>Name of Account</i>                                                         | <i>Credit Balances<br/>(In thousands of<br/>rupees)-</i> |
|--------------------------------------------------------|----------------------------------------------|--------------------------------------------------------------------------------|----------------------------------------------------------|
| 479,06,99,28                                           | A, B, C, D, G, H<br>and Parts of L           | <b>CONSOLIDATED FUND</b><br>Government Account                                 |                                                          |
|                                                        | E                                            | Public Debt                                                                    | 418,45,50,21                                             |
| 62,40,82,59                                            | F                                            | Loans and Advances                                                             |                                                          |
|                                                        |                                              | <b>CONTINGENCY FUND</b><br>Contingency Fund                                    | 66,72,23                                                 |
|                                                        |                                              | <b>PUBLIC ACCOUNT</b>                                                          |                                                          |
|                                                        | I                                            | Small Savings, Provident Funds, etc.                                           | 77,84,92,83                                              |
|                                                        | J                                            | <b>RESERVE FUNDS -</b><br>(a) Reserve Funds bearing Interest<br>Gross Balance  | 10,86,32                                                 |
|                                                        |                                              | (b) Reserve Funds not bearing Interest<br>Gross Balance                        | 41,19,20,98                                              |
| 3,43,18,73                                             |                                              | Investment                                                                     |                                                          |
|                                                        | K                                            | <b>DEPOSITS AND ADVANCES</b><br>(a) Deposits bearing Interest<br>Gross Balance | 3,98,11,42                                               |
|                                                        |                                              | (b) Deposits not bearing Interest<br>Gross Balance                             | 38,66,75,44                                              |
| 85                                                     |                                              | Investment                                                                     |                                                          |
| 15,45,09                                               |                                              | (c) Advances                                                                   |                                                          |
| 26,40,40                                               | L                                            | <b>SUSPENSE AND MISCELLANEOUS</b><br>(b) Suspense                              |                                                          |
| 55,23,77,24                                            |                                              | (c) Other Accounts<br>Investment                                               |                                                          |
|                                                        |                                              | Other items (net)                                                              | 16,78,79,18                                              |
| 1,15                                                   |                                              | (d) Accounts with Governments of<br>Foreign Countries                          |                                                          |
|                                                        | M                                            | <b>REMITTANCES</b>                                                             | 5,17,64,95                                               |
| 2,31,88,23<br>(x)                                      | N                                            | <b>CASH BALANCE (Closing)</b>                                                  |                                                          |
| <b>602,88,53,56</b>                                    |                                              | <b>TOTAL</b>                                                                   | <b>602,88,53,56</b>                                      |

(x) For details see at page 283.



**STATEMENT NO.8 - SUMMARY OF BALANCES UNDER CONSOLIDATED FUND,  
CONTINGENCY FUND AND PUBLIC ACCOUNT - contd.**

**EXPLANATORY NOTES**

1. The significance of the head 'Government Account' is explained in note 3 below. The other headings in this summary take into account the balance under all account heads in the Government books where Government has a liability to repay the moneys received or has a claim to recover the amounts paid and also heads of accounts opened in the books for adjustments of remittance transactions. It must be understood that these balances cannot be regarded as a complete record of the financial position of the Government of Karnataka as these do not take into account all the physical assets of the State, such as Lands, Buildings, Communications etc., or any accrued dues or outstanding liabilities which are not brought to account under the cash basis of accounting followed by Government.

2. A summary of receipts, disbursements and balances under heads of account relating to Debt, Contingency Fund and Public Account is given in Statement No.16.

In a number of cases [marked by guide letter (A) in Statement No.16], there are unreconciled differences between the closing balance shown in Statement No.16 and that shown in the separate registers or other records maintained in the Accounts office/Departmental offices for the purpose. Steps are being taken to settle the discrepancies as soon as possible. In many cases, the full details and documents required for the purpose are awaited from the Departmental/Treasury Officers; the more important cases are detailed in Appendix I to this compilation.

The balances are being communicated to the Departmental Officers concerned every year for acceptance thereof. In a large number of cases, such acceptances have not been received.

**3. Government Account**

Under the system of bookkeeping in Government Accounts, the amounts booked under Revenue, Capital and other transactions of Government, the balances of which are not carried forward from year to year in the accounts are closed to a single head called 'Government Account'. The balance under this head represents the cumulative result of all such transactions so that, adding thereto the balances under Public Debt, Loans and Advances, Small Savings, Provident Fund etc., Reserve Funds, Deposits and Advances, Suspense and Miscellaneous other than Miscellaneous Government Account, Remittances and Contingency Fund, the closing balance at the end of the year may be worked out and proved.

**STATEMENT NO.8 - SUMMARY OF BALANCES UNDER CONSOLIDATED FUND,  
CONTINGENCY FUND AND PUBLIC ACCOUNT - conclud.**

**EXPLANATORY NOTES - conclud.**


The Government Account given below shows how the net amount at the end of the year 2006-07 has been arrived at.

| <i>Debit</i><br><i>(In thousands of rupees)</i> | <i>Details</i>                        | <i>Credit</i><br><i>(In thousands of rupees)</i> |
|-------------------------------------------------|---------------------------------------|--------------------------------------------------|
| 435,63,01,36                                    | A Opening Balance                     |                                                  |
|                                                 | B Receipt Heads (Revenue Account)     | 375,86,94,08                                     |
| 334,35,42,66                                    | C Expenditure Heads (Revenue Account) |                                                  |
|                                                 | D Receipt Heads (Capital Account)     | ...                                              |
| 85,42,57,22                                     | E Expenditure Heads (Capital Account) |                                                  |
|                                                 | F Miscellaneous                       | 47,07,88                                         |
|                                                 | Closing Balance                       | 479,06,99,28                                     |
| <b>855,41,01,24</b>                             | <b>Total</b>                          | <b>855,41,01,24</b>                              |

The following are the details of the sum shown against 'F - Miscellaneous'.

|                                                                                              | <i>Debit</i>                  | <i>Credit</i>   |
|----------------------------------------------------------------------------------------------|-------------------------------|-----------------|
|                                                                                              | <i>In thousands of rupees</i> |                 |
| Unreconciled Balances written off under special sanction                                     | (-) 15                        | (-) 2           |
| Transfer of Balances in the Sinking Fund of Open Market Loan matured during the current year |                               | 47,07,75        |
| <b>Total</b>                                                                                 | <b>(-) 15</b>                 | <b>47,07,73</b> |
| <b>Net</b>                                                                                   |                               | <b>47,07,88</b> |

PART II - DETAILED ACCOUNTS AND  
OTHER STATEMENTS



SECTION A  
REVENUE AND EXPENDITURE



**STATEMENT NO. 9 - STATEMENT OF REVENUE AND EXPENDITURE FOR THE YEAR 2006-07  
EXPRESSED AS A PERCENTAGE OF TOTAL REVENUE / TOTAL EXPENDITURE**

| <i>Heads</i>                                                       | <i>Amount in lakhs<br/>of rupees</i> | <i>Percentage of<br/>total<br/>Revenue</i> | <i>Percentage of<br/>total<br/>Expenditure</i> |
|--------------------------------------------------------------------|--------------------------------------|--------------------------------------------|------------------------------------------------|
| (1)                                                                | (2)                                  | (3)                                        | (4)                                            |
| <b>REVENUE</b>                                                     |                                      |                                            |                                                |
| <b>A. Tax Revenue</b>                                              |                                      |                                            |                                                |
| <i>(a) Taxes on Income and Expenditure</i>                         |                                      |                                            |                                                |
| 0020 Corporation Tax                                               | 16,77,34.00                          | 4.46                                       | 5.02                                           |
| 0021 Taxes on Income other than Corporation Tax                    | 10,18,57.00                          | 2.71                                       | 3.05                                           |
| 0022 Taxes on Agricultural Income                                  | 1,36.84                              | ...                                        | ...                                            |
| 0028 Other Taxes on Income and Expenditure                         | 3,92,30.39                           | 1.05                                       | 1.17                                           |
| <b>Total (a) Taxes on Income and Expenditure</b>                   | <b>30,89,58.23</b>                   | <b>8.22</b>                                | <b>9.24</b>                                    |
| <i>(b) Taxes on Property, Capital and Other Transactions</i>       |                                      |                                            |                                                |
| 0029 Land Revenue                                                  | 1,08,76.20                           | 0.29                                       | 0.32                                           |
| 0030 Stamps and Registration Fees                                  | 32,05,80.16                          | 8.53                                       | 9.59                                           |
| 0032 Taxes on Wealth                                               | 2,11.00                              | 0.01                                       | 0.01                                           |
| <b>Total (b) Taxes on Property, Capital and Other Transactions</b> | <b>33,16,67.36</b>                   | <b>8.83</b>                                | <b>9.92</b>                                    |
| <i>(c) Taxes on Commodities and Services</i>                       |                                      |                                            |                                                |
| 0037 Customs                                                       | 10,48,23.00                          | 2.79                                       | 3.13                                           |
| 0038 Union Excise Duties                                           | 11,13,07.00                          | 2.96                                       | 3.33                                           |
| 0039 State Excise                                                  | 44,95,47.93                          | 11.96                                      | 13.45                                          |
| 0040 Taxes on Sales, Trade etc.                                    | 1,17,61,72.40                        | 31.29                                      | 35.18                                          |
| 0041 Taxes on Vehicles                                             | 13,74,49.73                          | 3.66                                       | 4.11                                           |
| 0042 Taxes on Goods and Passengers                                 | 11,47,19.96                          | 3.05                                       | 3.43                                           |
| 0043 Taxes and Duties on Electricity                               | 3,88,56.86                           | 1.03                                       | 1.16                                           |
| 0044 Service Tax                                                   | 5,15,63.00                           | 1.37                                       | 1.54                                           |
| 0045 Other Taxes and Duties on Commodities and Services            | 4,24,70.61                           | 1.13                                       | 1.27                                           |
| <b>Total (c) Taxes on Commodities and Services</b>                 | <b>2,22,69,10.49</b>                 | <b>59.24</b>                               | <b>66.60</b>                                   |
| <b>Total A. Tax Revenue</b>                                        | <b>2,86,75,36.08</b>                 | <b>76.29</b>                               | <b>85.76</b>                                   |
| <b>B. Non-Tax Revenue</b>                                          |                                      |                                            |                                                |
| <i>(b) Interest Receipts, Dividends and Profits</i>                | <b>3,95,67.44</b>                    | <b>1.05</b>                                | <b>1.18</b>                                    |
| <i>(c) Other Non-Tax Revenue</i>                                   |                                      |                                            |                                                |
| (i) General Services                                               | 21,26,80.70                          | 5.66                                       | 6.36                                           |
| (ii) Social Services                                               | 1,47,56.89                           | 0.39                                       | 0.44                                           |
| (iii) Economic Services                                            | 14,28,36.30                          | 3.80                                       | 4.28                                           |
| <b>Total (c) Other Non-Tax Revenue</b>                             | <b>37,02,73.89</b>                   | <b>9.85</b>                                | <b>11.08</b>                                   |
| <b>Total B. Non-Tax Revenue</b>                                    | <b>40,98,41.33</b>                   | <b>10.90</b>                               | <b>12.26</b>                                   |
| <b>C. Grants-In-Aid and Contributions</b>                          | <b>48,13,16.67</b>                   | <b>12.81</b>                               | <b>14.40</b>                                   |
| <b>GRAND TOTAL REVENUE</b>                                         | <b>3,75,86,94.08</b>                 | <b>100.00</b>                              | <b>112.42</b>                                  |

**STATEMENT NO. 9 - STATEMENT OF REVENUE AND EXPENDITURE FOR THE YEAR 2006-07 EXPRESSED AS A PERCENTAGE OF TOTAL REVENUE / TOTAL EXPENDITURE - contd.**

| <i>Heads</i>                                                               | <i>Amount in lakhs<br/>of rupees</i> | <i>Percentage of<br/>total<br/>Revenue</i> | <i>Percentage of<br/>total<br/>Expenditure</i> |
|----------------------------------------------------------------------------|--------------------------------------|--------------------------------------------|------------------------------------------------|
| (1)                                                                        | (2)                                  | (3)                                        | (4)                                            |
| <b>EXPENDITURE</b>                                                         |                                      |                                            |                                                |
| <b>A. General Services</b>                                                 |                                      |                                            |                                                |
| (a) <i>Organs of State</i>                                                 | 2,74,59.80                           | 0.73                                       | 0.82                                           |
| (b) <i>Fiscal Services</i>                                                 |                                      |                                            |                                                |
| (i) Collection of Taxes on Income and Expenditure                          |                                      |                                            |                                                |
| 2020 Collection of Taxes on Income and Expenditure                         | 2,87.59                              | 0.01                                       | 0.01                                           |
| <b>Total (i) Collection of Taxes on Income and Expenditure</b>             | <b>2,87.59</b>                       | <b>0.01</b>                                | <b>0.01</b>                                    |
| (ii) Collection of Taxes on Property and Capital Transactions              |                                      |                                            |                                                |
| 2029 Land Revenue                                                          | 1,06,27.89                           | 0.28                                       | 0.32                                           |
| 2030 Stamps and Registration                                               | 39,98.04                             | 0.11                                       | 0.12                                           |
| <b>Total (ii) Collection of Taxes on Property and Capital Transactions</b> | <b>1,46,25.93</b>                    | <b>0.39</b>                                | <b>0.44</b>                                    |
| (iii) Collection of Taxes on Commodities and Services                      |                                      |                                            |                                                |
| 2039 State Excise                                                          | 51,89.50                             | 0.14                                       | 0.16                                           |
| 2040 Taxes on Sales, Trade etc.                                            | 1,02,34.58                           | 0.27                                       | 0.31                                           |
| 2041 Taxes on Vehicles                                                     | 39,93.12                             | 0.11                                       | 0.12                                           |
| 2045 Other Taxes and Duties on Commodities and Services                    | 3,99.80                              | 0.01                                       | 0.01                                           |
| <b>Total (iii) Collection of Taxes on Commodities and Services</b>         | <b>1,98,17.00</b>                    | <b>0.53</b>                                | <b>0.60</b>                                    |
| (iv) Other Fiscal Services                                                 |                                      |                                            |                                                |
| 2047 Other Fiscal Services                                                 | 21,25.18                             | 0.05                                       | 0.06                                           |
| <b>Total (iv) Other Fiscal Services</b>                                    | <b>21,25.18</b>                      | <b>0.05</b>                                | <b>0.06</b>                                    |
| <b>Total (b) Fiscal Services</b>                                           | <b>3,68,55.70</b>                    | <b>0.98</b>                                | <b>1.10</b>                                    |
| (c) <i>Interest Payment and Servicing of Debt</i>                          | 42,36,39.79                          | 11.27                                      | 12.67                                          |
| (d) <i>Administrative Services</i>                                         | 19,29,30.88                          | 5.13                                       | 5.77                                           |
| (e) <i>Pensions and Miscellaneous General Services</i>                     | 36,10,55.94                          | 9.61                                       | 10.80                                          |
| <b>Total A. General Services</b>                                           | <b>1,04,19,42.11</b>                 | <b>27.72</b>                               | <b>31.16</b>                                   |



**STATEMENT NO. 9 - STATEMENT OF REVENUE AND EXPENDITURE FOR THE YEAR 2006-07 EXPRESSED  
AS A PERCENTAGE OF TOTAL REVENUE / TOTAL EXPENDITURE - conclud.**

| <i>Heads</i>                                                                            | <i>Amount in lakhs<br/>of rupees</i> | <i>Percentage of<br/>total<br/>Revenue</i> | <i>Percentage of<br/>total<br/>Expenditure</i> |
|-----------------------------------------------------------------------------------------|--------------------------------------|--------------------------------------------|------------------------------------------------|
| (1)                                                                                     | (2)                                  | (3)                                        | (4)                                            |
| <b>B. Social Services</b>                                                               |                                      |                                            |                                                |
| (a) <i>Education, Sports, Art and Culture</i>                                           | 57,03,21.29                          | 15.17                                      | 17.06                                          |
| (b) <i>Health and Family Welfare</i>                                                    | 12,06,66.03                          | 3.21                                       | 3.61                                           |
| (c) <i>Water Supply, Sanitation, Housing and Urban<br/>Development</i>                  | 12,05,44.27                          | 3.21                                       | 3.61                                           |
| (d) <i>Information and Broadcasting</i>                                                 | 27,18.43                             | 0.07                                       | 0.08                                           |
| (e) <i>Welfare of Scheduled Castes, Scheduled Tribes and<br/>Other Backward Classes</i> | 9,25,70.60                           | 2.46                                       | 2.77                                           |
| (f) <i>Labour and Labour Welfare</i>                                                    | 95,35.02                             | 0.25                                       | 0.28                                           |
| (g) <i>Social Welfare and Nutrition</i>                                                 | 16,84,87.17                          | 4.49                                       | 5.04                                           |
| (h) <i>Others</i>                                                                       | 88,28.07                             | 0.24                                       | 0.26                                           |
| <b>Total B. Social Services</b>                                                         | <b>1,09,36,70.88</b>                 | <b>29.10</b>                               | <b>32.71</b>                                   |
| <b>C. Economic Services</b>                                                             |                                      |                                            |                                                |
| (a) <i>Agriculture and Allied Activities</i>                                            | 31,40,83.98                          | 8.36                                       | 9.39                                           |
| (b) <i>Rural Development</i>                                                            | 9,06,79.52                           | 2.41                                       | 2.71                                           |
| (c) <i>Special Areas Programmes</i>                                                     | 3,48,51.55                           | 0.93                                       | 1.04                                           |
| (d) <i>Irrigation and Flood Control</i>                                                 | 2,94,41.72                           | 0.78                                       | 0.88                                           |
| (e) <i>Energy</i>                                                                       | 24,02,00.65                          | 6.39                                       | 7.19                                           |
| (f) <i>Industry and Minerals</i>                                                        | 3,65,86.13                           | 0.97                                       | 1.10                                           |
| (g) <i>Transport</i>                                                                    | 15,63,98.43                          | 4.16                                       | 4.68                                           |
| (i) <i>Science, Technology and Environment</i>                                          | 16,33.33                             | 0.04                                       | 0.05                                           |
| (j) <i>General Economic Services</i>                                                    | 14,01,48.71                          | 3.74                                       | 4.19                                           |
| <b>Total C. Economic Services</b>                                                       | <b>1,04,40,24.02</b>                 | <b>27.78</b>                               | <b>31.23</b>                                   |
| <b>D. Grants-In-Aid and Contributions</b>                                               | <b>16,39,05.65</b>                   | <b>4.36</b>                                | <b>4.90</b>                                    |
| <b>GRAND TOTAL EXPENDITURE</b>                                                          | <b>3,34,35,42.66</b>                 | <b>88.96</b>                               | <b>100.00</b>                                  |

**STATEMENT NO.10 - STATEMENT SHOWING THE DISTRIBUTION BETWEEN  
CHARGED AND VOTED EXPENDITURE**

| <i>Particulars</i>                                                                                                        | <i>Actuals for 2006-2007</i>    |                     |                     |
|---------------------------------------------------------------------------------------------------------------------------|---------------------------------|---------------------|---------------------|
|                                                                                                                           | <i>Charged</i>                  | <i>Voted</i>        | <i>Total</i>        |
|                                                                                                                           | <i>(In thousands of rupees)</i> |                     |                     |
| Expenditure Heads<br>(Revenue Account)                                                                                    | 43,06,63,84                     | 291,28,78,82        | 334,35,42,66        |
| Expenditure Heads<br>(Capital Account as in<br>Statement No.12)                                                           | 9,53                            | 85,42,47,69         | 85,42,57,22         |
| Disbursements under Public Debt,<br>Loans and Advances, Inter State<br>Settlement and transfer to Contingency<br>Fund (a) | 17,49,37,11                     | 3,57,22,71          | 21,06,59,82         |
| <b>TOTAL</b>                                                                                                              | <b>60,56,10,48</b>              | <b>380,28,49,22</b> | <b>440,84,59,70</b> |

(a) The figures have been arrived at as follows

|                                                        |                    |                   |                    |
|--------------------------------------------------------|--------------------|-------------------|--------------------|
| <b>E. PUBLIC DEBT -</b>                                |                    |                   |                    |
| 6003 Internal Debt of the<br>State Government          | 10,12,34,07        | ...               | 10,12,34,07        |
| 6004 Loans and Advances from the<br>Central Government | 7,37,03,04         | ...               | 7,37,03,04         |
| <b>F. LOANS AND ADVANCES</b>                           | ...                | 3,57,22,71        | 3,57,22,71         |
| <b>TOTAL</b>                                           | <b>17,49,37,11</b> | <b>3,57,22,71</b> | <b>21,06,59,82</b> |

~~~~~

**STATEMENT NO.11 - DETAILED ACCOUNT OF REVENUE RECEIPTS AND CAPITAL RECEIPTS BY MINOR HEADS**

(1)	<i>Head</i>	<i>Actuals for 2006-07</i> <i>(In thousands of rupees)</i>
(1)	(2)	(3)
	<b>RECEIPT HEADS (REVENUE ACCOUNT)</b>	
	<b>A. Tax Revenue *</b>	
	<i>(a) Taxes on Income and Expenditure</i>	
<b>0020</b>	<b>Corporation Tax</b>	
901	Share of net proceeds assigned to States	16,77,34,00
	<b>Total 0020</b>	<b>16,77,34,00</b>
<b>0021</b>	<b>Taxes on Income other than Corporation Tax</b>	
901	Share of net proceeds assigned to States	10,18,57,00
	<b>Total 0021</b>	<b>10,18,57,00</b>
<b>0022</b>	<b>Taxes on Agricultural Income</b>	
101	Tax Collections	1,36,84
	<b>Total 0022</b>	<b>1,36,84</b>
<b>0028</b>	<b>Other Taxes on Income and Expenditure</b>	
107	Taxes on Professions, Trades, Callings and Employment	3,92,58,39
901	Share of net proceeds assigned to States	(-) 28,00
	<b>Total 0028</b>	<b>3,92,30,39</b>
	<b>Total (a) Taxes on Income and Expenditure</b>	<b>30,89,58,23</b>
	<i>(b) Taxes on Property and Capital Transactions</i>	
<b>0029</b>	<b>Land Revenue</b>	
101	Land Revenue/Tax	56,58,88
103	Rates and Cesses on Land	10,23,46
106	Receipts on account of Survey and Settlement Operations	39,57,19
501	Services and Service Fees	20,49
800	Other Receipts	2,16,18
	<b>Total 0029</b>	<b>1,08,76,20</b>
<b>0030</b>	<b>Stamps and Registration Fees</b>	
<i>01 Stamps-Judicial</i>		
101	Court Fees realised in stamps	43,11,66
	<b>Total 01</b>	<b>43,11,66</b>
<i>02 Stamps-Non-Judicial</i>		
102	Sale of Stamps	1,10,81,75
103	Duty on Impressing of Documents	22,21,41,70
800	Other Receipts	15,41,89
901	Deduct- Payments to Local Bodies of net proceeds on duty levied by them on transfer of property	(-) 19,19,22
	<b>Total 02</b>	<b>23,28,46,12</b>

(\*) Figures in Sub Sector 'A. Tax Revenue' are net after taking 'Refunds' into account.

(\$) Cost of collection was more than the receipt. Hence minus figure.

**STATEMENT NO.11 - DETAILED ACCOUNT OF REVENUE RECEIPTS AND CAPITAL RECEIPTS BY  
MINOR HEADS - contd.**

(1)	<i>Head</i>	<i>Actuals for 2006-07 (In thousands of rupees)</i>
(1)	(2)	(3)
	<b>RECEIPT HEADS (REVENUE ACCOUNT) - contd.</b>	
	<b>A Tax Revenue * - contd.</b>	
	<i>(b) Taxes on Property and Capital Transactions - concld.</i>	
<b>0030</b>	<b>Stamps and Registration Fees – concld.</b>	
03	<i>Registration Fees</i>	
104	Fees for registering documents	5,30,58,44
800	Other Receipts	3,03,63,94
	<b>Total 03</b>	<b>8,34,22,38</b>
	<b>Total 0030</b>	<b>32,05,80,16</b>
<b>0032</b>	<b>Taxes on Wealth</b>	
60	<i>Other than Agricultural Land</i>	
901	Share of net proceeds assigned to States	2,11,00
	<b>Total 60 / Total 0032</b>	<b>2,11,00</b>
	<b>Total (b) Taxes on Property and Capital Transactions</b>	<b>33,16,67,36</b>
	<i>(c) Taxes on Commodities and Services</i>	
<b>0037</b>	<b>Customs</b>	
901	Share of net proceeds assigned to States	10,48,23,00
	<b>Total 0037</b>	<b>10,48,23,00</b>
<b>0038</b>	<b>Union Excise Duties</b>	
01	<i>Shareable Duties</i>	
901	Share of net proceeds assigned to States	11,13,07,00
	<b>Total 01 / Total 0038</b>	<b>11,13,07,00</b>
<b>0039</b>	<b>State Excise</b>	
101	Country Spirits	20,63,08,47
102	Country fermented Liquors	1,40,08
103	Malt Liquor	3,42,49,28
105	Foreign Liquors and spirits	18,86,19,33
106	Commercial and denatured spirits and medicated wines	93,40,02
107	Medicinal and toilet preparations containing alcohol, opium etc.	15,04,11
108	Opium, hemp and other drugs	1
150	Fines and confiscations	5,53,03
501	Services and service fees	2,45,54
800	Other Receipts	85,88,06
	<b>Total 0039</b>	<b>44,95,47,93</b>

(\*) Figures in Sub Sector 'A – Tax Revenue' are net after taking 'Refunds' into account.

**STATEMENT NO.11 - DETAILED ACCOUNT OF REVENUE RECEIPTS AND CAPITAL RECEIPTS BY  
MINOR HEADS - contd.**

(1)	<i>Head</i>	<i>Actuals for 2006-07</i> <i>(In thousands of rupees)</i>
(1)	(2)	(3)
	<b>RECEIPT HEADS (REVENUE ACCOUNT) - contd.</b>	
	<b>A. Tax Revenue * - conclud.</b>	
	<i>(c) Taxes on Commodities and Services - conclud.</i>	
<b>0040</b>	<b>Taxes on Sales, Trade etc.</b>	
101	Receipts under Central Sales Tax Act	14,98,87,10
102	Receipts under State Sales Tax Act	31,01,38,95
110	Trade Tax	71,61,46,35
	<b>Total 0040</b>	<b>117,61,72,40</b>
<b>0041</b>	<b>Taxes on Vehicles</b>	
101	Receipts under the Indian Motor Vehicles Act	85,98,30
102	Receipts under the State Motor Vehicles Taxation Acts	12,49,53,96
800	Other Receipts	38,97,47
	<b>Total 0041</b>	<b>13,74,49,73</b>
<b>0042</b>	<b>Taxes on Goods and Passengers</b>	
106	Tax on entry of goods into Local Areas	11,47,19,96
	<b>Total 0042</b>	<b>11,47,19,96</b>
<b>0043</b>	<b>Taxes and Duties on Electricity</b>	
101	Taxes on consumption and sale of Electricity	3,88,56,86
	<b>Total 0043</b>	<b>3,88,56,86</b>
<b>0044</b>	<b>Service Tax</b>	
901	Share of net proceeds assigned to States	5,15,63,00
	<b>Total 0044</b>	<b>5,15,63,00</b>
<b>0045</b>	<b>Other Taxes and Duties on Commodities and Services</b>	
101	Entertainment Tax	56,12,17
102	Betting Tax	1,60,77,04
105	Luxury Tax	1,94,06,98
108	Receipts under Education Cess Act	3,57,18
115	Forest Development Tax	10,15,94
800	Other Receipts	35,30
901	Share of net proceeds assigned to States	(-) 34,00
	<b>Total 0045</b>	<b>4,24,70,61</b>
	<b>Total (c) Taxes on Commodities and Services</b>	<b>222,69,10,49</b>
	<b>Total A. Tax Revenue</b>	<b>286,75,36,08</b>

(\*) Figures in Sub Sector 'A - Tax Revenue' are net after taking 'Refunds' into account.

(\$) Cost of collection was more than the receipt. Hence the minus figure.

**STATEMENT NO.11 - DETAILED ACCOUNT OF REVENUE RECEIPTS AND CAPITAL RECEIPTS BY  
MINOR HEADS - contd.**

(1)	<i>Head</i>	<i>Actuals for 2006-07 (In thousands of rupees)</i>
(1)	(2)	(3)
	<b>RECEIPT HEADS (REVENUE ACCOUNT) - contd..</b>	
	<b>B. Non-Tax Revenue</b>	
	<i>(b) Interest Receipts, Dividends and Profits</i>	
<b>0049</b>	<b>Interest Receipts</b>	
	<i>04 Interest Receipts of State/Union Territory Governments</i>	
103	Interest from Departmental Commercial Undertakings	70,50
110	Interest realised on investment of Cash balances	3,37,03,87
190	Interest from Public Sector and other Undertakings	31,72,25
191	Interest from Local Bodies	4,81
195	Interest from Co-operative Societies	1,07,60
800	Other Receipts	5,64,54
900	Deduct - Refunds	(-) 4,14
	<b>Total 04 / Total 0049</b>	<b>3,76,19,43</b>
<b>0050</b>	<b>Dividends and Profits</b>	
101	Dividends from Public Undertakings	16,73,67
200	Dividends from other investments	2,74,34
	<b>Total 0050</b>	<b>19,48,01</b>
	<b>Total (b) Interest Receipts, Dividends and Profits</b>	<b>3,95,67,44</b>
	<i>(c) Other Non-Tax Revenue</i>	
	<i>(i) General Services</i>	
<b>0051</b>	<b>Public Service Commission</b>	
105	State PSC Examination Fees	13,72,40
	<b>Total 0051</b>	<b>13,72,40</b>
<b>0055</b>	<b>Police</b>	
101	Police supplied to other Governments	6,86,38
102	Police supplied to other parties	4,59,43
103	Fees, Fines and Forfeitures	30,73,41
104	Receipts under Arms Act	30,37
105	Receipts of State Headquarters Police	36,12
800	Other Receipts	10,06,72
900	Deduct - Refunds	(-) 1,60
	<b>Total 0055</b>	<b>52,90,83 (a)</b>

(a) Includes Rs.1,34,37 thousand being the cost of verification of Passports reimbursed by Government of India.

**STATEMENT NO.11 - DETAILED ACCOUNT OF REVENUE RECEIPTS AND CAPITAL RECEIPTS BY  
MINOR HEADS - contd.**

(1)	<i>Head</i>	<i>Actuals for 2006-07</i> <i>(In thousands of rupees)</i>
(1)	(2)	(3)
	<b>RECEIPT HEADS (REVENUE ACCOUNT) - contd..</b>	
	<b>B. Non-Tax Revenue - contd..</b>	
	<i>(c) Other Non-Tax Revenue - contd.</i>	
	<b>(i) General Services - contd.</b>	
<b>0056</b>	<b>Jails</b>	
102	Sale of Jail Manufactures	25,68
501	Services and Service Fees	21
800	Other Receipts	39,08
900	Deduct – Refunds	(-) 7
	<b>Total 0056</b>	<b>64,90</b>
<b>0058</b>	<b>Stationery and Printing</b>	
101	Stationery receipts	1,32,90
102	Sale of Gazettes etc.	23,60
200	Other Press receipts	4,26,29
800	Other Receipts	1,10,78
	<b>Total 0058</b>	<b>6,93,57</b>
<b>0059</b>	<b>Public Works</b>	
80	<i>General</i>	
011	Rents	2,05,51
102	Hire charges of Machinery and Equipment	36,05
103	Recovery of percentage charges	4,84
800	Other Receipts	28,87,67
900	Deduct – Refunds	(-) 1,79
	<b>Total 80 / Total 0059</b>	<b>31,32,28</b>
	<b>Total 0059</b>	<b>31,32,28</b>
<b>0070</b>	<b>Other Administrative Services</b>	
01	<i>Administration of Justice</i>	
102	Fines and Forfeitures	33,55,92
501	Services and Service Fees	1,04,78
800	Other Receipts	8,55,70
900	Deduct – Refunds	(-) 44,88
	<b>Total 01</b>	<b>42,71,52</b>
02	<i>Elections</i>	
101	Sale proceeds of election forms and documents	26,38
104	Fees, Fines and Forfeitures	36,23
800	Other Receipts	19,01,64
900	Deduct – Refunds	(-) 5
	<b>Total 02</b>	<b>19,64,20</b>

**STATEMENT NO.11 - DETAILED ACCOUNT OF REVENUE RECEIPTS AND CAPITAL RECEIPTS BY  
MINOR HEADS - contd.**

(1)	<i>Head</i>	<i>Actuals for 2006-07</i> <i>(In thousands of rupees)</i>
(1)	(2)	(3)
	<b>RECEIPT HEADS (REVENUE ACCOUNT) - contd.</b>	
	<b>B. Non-Tax Revenue - contd.</b>	
	<i>(c) Other Non-Tax Revenue - contd.</i>	
	<i>(i) General Services - conclud.</i>	
<b>0070</b>	<b>Other Administrative Services - conclud.</b>	
60	<i>Other Services</i>	
101	Receipts from Central Government for administration of Central Acts and Regulations	25,28
105	Home Guards	62,85
106	Civil Defence	52
109	Fire Protection and Control	9,28,15
110	Fees for Government Audit	1,31,88
115	Receipts from Guest Houses, Government Hostels, etc.	2,01,39
118	Receipts under Right to Information Act, 2005	7,27
800	Other Receipts	25,40,68
	<b>Total 60</b>	<b>38,98,02</b>
	<b>Total 0070</b>	<b>1,01,33,74</b> (b)
<b>0071</b>	<b>Contributions and Recoveries towards Pension and Other Retirement Benefits</b>	
01	<i>Civil</i>	
101	Subscriptions and Contributions	20,91,62
800	Other Receipts	6,58,86
900	Deduct - Refunds	(-) 3,77
	<b>Total 01 / Total 0071</b>	<b>27,46,71</b>
<b>0075</b>	<b>Miscellaneous General Services</b>	
101	Unclaimed Deposits	48,15,52
103	State Lotteries	11,28,27,68
108	Guarantee Fees	10,06,63
800	Other Receipts	7,21,52,50 (c)
900	Deduct - Refunds	(-) 15,56,06
	<b>Total 0075</b>	<b>18,92,46,27</b>
	<b>Total (c) (i) General Services</b>	<b>21,26,80,70</b>

(b) Includes Rs.9,52,16 thousand being grants relating to 2001-02 (Rs.2,86,88,000) and 2003-04 (Rs.6,65,28,000), which had remained under 'Reserve Bank Suspense - Central Accounts Office' for want of details has been cleared now. Also includes Rs.9,04,53 thousand being the amount realised on the sale of unserviceable helicopter and contribution from Government of India towards expenditure on Fast Track Courts (Rs.6,10,80,000) and reimbursement of Election expenses (Rs.9,47,19,000)

(c) Includes Debt relief of Rs.4,83,00 thousand for 2005-06 and Debt waiver of Rs.7,16,66 thousand (Rs.3,58,33 thousand each for the years 2005-06 and 2006-07) given by the Department of Expenditure, Ministry of Finance, Government of India on the repayment of Consolidated Loan of which Rs.10,44,05 thousand is by way of cash remittance and the remaining amount of Rs.711,04,95 thousand by contra debit to the Major Head '6004 Loans and Advances from Central Government'. Also see footnote at page 293.



**STATEMENT NO.11 - DETAILED ACCOUNT OF REVENUE RECEIPTS AND CAPITAL RECEIPTS BY  
MINOR HEADS - contd.**

(1)	<i>Head</i>	<i>Actuals for 2006-07</i> <i>(In thousands of rupees)</i>
(1)	(2)	(3)
	<b>RECEIPT HEADS (REVENUE ACCOUNT) - contd.</b>	
	<b>B. Non-Tax Revenue - contd.</b>	
	<i>(c) Other Non-Tax Revenue - contd.</i>	
	<b>(ii) Social Services</b>	
<b>0202</b>	<b>Education, Sports, Art and Culture</b>	
	<i>01 General Education</i>	
102	Secondary Education	54,17,38
900	Deduct – Refunds	(-) 7,92
	<b>Total 01</b>	<b>54,09,46</b>
	<i>02 Technical Education</i>	
101	Tuitions and other fees	8,52,20
800	Other Receipts	74,95
900	Deduct – Refunds	(-) 12,17
	<b>Total 02</b>	<b>9,14,98</b>
	<i>03 Sports and Youth Services</i>	
800	Other Receipts	1,46,43
	<b>Total 03</b>	<b>1,46,43</b>
	<i>04 Art and Culture</i>	
101	Archives and Museums	
102	Public Libraries	1,99
103	Receipts from Cinematograph Films Rules	6
800	Other Receipts	27,09
900	Deduct – Refunds	(-) 38
	<b>Total 04</b>	<b>28,76</b>
	<b>Total 0202</b>	<b>64,99,63</b>
<b>0210</b>	<b>Medical and Public Health</b>	
	<i>01 Urban Health Services</i>	
020	Receipts from Patients for hospital and dispensary services	1,12,97
101	Receipts from Employees State Insurance Scheme	20,77,64
104	Medical Store Depots	42,31
107	Receipts from Drug Manufacture	2,07,52
800	Other Receipts	5,76,03
900	Deduct – Refunds	(-) 88,90
	<b>Total 01</b>	<b>29,27,57</b>
	<i>02 Rural Health Services</i>	
101	Receipts / contributions from patients and others	1,97
800	Other Receipts	12,42
	<b>Total 02</b>	<b>14,39</b>

**STATEMENT NO.11 - DETAILED ACCOUNT OF REVENUE RECEIPTS AND CAPITAL RECEIPTS BY  
MINOR HEADS - contd.**

(1)	<i>Head</i>	<i>Actuals for 2006-07</i> <i>(In thousands of rupees)</i>
(1)	(2)	(3)
	<b>RECEIPT HEADS (REVENUE ACCOUNT) - contd.</b>	
	<b>B. Non-Tax Revenue - contd.</b>	
	<b>(c) Other Non-Tax Revenue - contd.</b>	
	<b>(ii) Social Services - contd.</b>	
<b>0210</b>	<b>Medical and Public Health - conclud.</b>	
	<i>03 Medical Education, Training and Research</i>	
101	Ayurveda	58,18
102	Homeopathy	16,95
103	Unani	66,27
105	Allopathy	3,96,26
	<b>Total 03</b>	<b>5,37,66</b>
	<i>04 Public Health</i>	
102	Sale of Sera/Vaccine	22,87
104	Fees and Fines etc.	3,41,85
105	Receipts from Public Health Laboratories	60
800	Other Receipts	1,08,91
	<b>Total 04</b>	<b>4,74,23</b>
	<b>Total 0210</b>	<b>39,53,85</b>
<b>0211</b>	<b>Family Welfare</b>	
800	Other Receipts	13,59
900	Deduct – Refunds	(-) 92
	<b>Total 0211</b>	<b>12,67</b>
<b>0215</b>	<b>Water Supply and Sanitation</b>	
	<i>01 Water Supply</i>	
102	Receipts from Rural Water Supply Schemes	1,55,65
	<b>Total 01/Total 0215</b>	<b>1,55,65</b>
<b>0216</b>	<b>Housing</b>	
	<i>01 Government Residential Buildings</i>	
700	Other Housings	10,28,30
900	Deduct – Refunds	(-) 2
	<b>Total 01</b>	<b>10,28,28</b>
	<i>03 Rural Housing</i>	
800	Other Receipts	1,21,04
	<b>Total 03</b>	<b>1,21,04</b>
	<b>Total 0216</b>	<b>11,49,32</b>

**STATEMENT NO.11 - DETAILED ACCOUNT OF REVENUE RECEIPTS AND CAPITAL RECEIPTS BY  
MINOR HEADS - contd.**

(1)	Head (2)	Actuals for 2006-07 (In thousands of rupees) (3)
	<b>RECEIPT HEADS (REVENUE ACCOUNT) - contd.</b>	
	<b>B. Non-Tax Revenue - contd.</b>	
	<b>(c) Other Non-Tax Revenue - contd.</b>	
	<b>(ii) Social Services - conclud.</b>	
<b>0217</b>	<b>Urban Development</b>	
60	Other Urban Development Schemes	
800	Other Receipts	1,44,33
	<b>Total 60 / Total 0217</b>	<b>1,44,33</b>
<b>0220</b>	<b>Information and Publicity</b>	
01	Films	
800	Other Receipts	37,74
	<b>Total 01</b>	<b>37,74</b>
60	Others	
800	Other Receipts	12,63
	<b>Total 60</b>	<b>12,63</b>
	<b>Total 0220</b>	<b>50,37</b>
<b>0230</b>	<b>Labour and Employment</b>	
101	Receipts under Labour Laws	4,65,52
102	Fees for registration of Trade Unions	1,58
103	Fees for inspection of Steam Boilers	1,02,69
104	Fees realised under Factory's Act	3,73,94
106	Fees under Contract Labour (Regulation and Abolition) Rules	28,16
800	Other Receipts	8,44,21
	<b>Total 0230</b>	<b>18,16,10 (d)</b>
<b>0235</b>	<b>Social Security and Welfare</b>	
60	Other Social Security and Welfare Programmes	
105	Government Employees Insurance Schemes	1,72,30
106	Receipts from Correctional Homes	12,10
800	Other Receipts	4,88,87
900	Deduct - Refunds	(-) 33
	<b>Total 60 / Total 0235</b>	<b>6,72,94</b>
<b>0250</b>	<b>Other Social Services</b>	
102	Welfare of Scheduled Castes, Scheduled Tribes and other backward classes	2,80,53
800	Other Receipts	21,50
	<b>Total 0250</b>	<b>3,02,03</b>
	<b>Total (c) (ii) Social Services</b>	<b>1,47,56,89</b>

(d) Includes contribution from Government of India towards imparting training under the scheme of Orientation cum Training Programme for overseas Indian workers (Rs.84,39,000) and Subsidy for Revised Integrated Housing Scheme (Rs.3,53,40,000).

**STATEMENT NO.11 - DETAILED ACCOUNT OF REVENUE RECEIPTS AND CAPITAL RECEIPTS BY  
MINOR HEADS - contd.**

<i>Head</i>		<i>Actuals for 2006-07</i>
(1)	(2)	(3)
<b>RECEIPT HEADS (REVENUE ACCOUNT) - contd.</b>		
<b>B. Non-Tax Revenue - contd.</b>		
<i>(c) Other Non-Tax Revenue - contd.</i>		
<b>(iii) Economic Services</b>		
<b>0401</b>	<b>Crop Husbandry</b>	
103	Seeds	3,09
104	Receipts from Agricultural Farms	65,81
105	Sale of manures and fertilisers	46,61
107	Receipts from Plant Protection Services	72,74
108	Receipts from Commercial crops	45,64
119	Receipts from Horticulture and Vegetable crops	5,09,58
800	Other Receipts	5,49,04
900	Deduct – Refunds	(-) 93
	<b>Total 0401</b>	<b>12,91,58</b>
<b>0403</b>	<b>Animal Husbandry</b>	
102	Receipts from Cattle and Buffalo development	64,78
103	Receipts from Poultry development	26,58
104	Receipts from Sheep and Wool development	1
105	Receipts from Piggery development	4,16
108	Receipts from other live stock development	40,12
501	Services and Service Fees	1,44,16
800	Other Receipts	45,58
900	Deduct – Refunds	(-) 2,04
	<b>Total 0403</b>	<b>3,23,35</b>
<b>0405</b>	<b>Fisheries</b>	
011	Rents	2,53,67
102	Licence Fees, Fines etc.	21,47
103	Sale of fish, fish seeds etc.	85,66
501	Services and service fees	5,83
800	Other Receipts	1,50,79
900	Deduct – Refunds	(-) 4,15
	<b>Total 0405</b>	<b>5,13,27</b>
<b>0406</b>	<b>Forestry and Wild Life</b>	
<i>01</i>	<i>Forestry</i>	
101	Sale of timber and other forest produce	85,88,08
800	Other Receipts	41,37,53
900	Deduct – Refunds	(-) 18,21
	<b>Total 01</b>	<b>1,27,07,40</b>

**STATEMENT NO.11 - DETAILED ACCOUNT OF REVENUE RECEIPTS AND CAPITAL RECEIPTS BY  
MINOR HEADS - contd.**

<i>Head</i>		<i>Actuals for 2006-07</i>
		<i>(In thousands of rupees)</i>
(1)	(2)	(3)
<b>RECEIPT HEADS (REVENUE ACCOUNT) - contd.</b>		
<b>B. Non-Tax Revenue - contd.</b>		
<i>(c) Other Non-Tax Revenue - contd.</i>		
<i>(iii) Economic Services - contd.</i>		
<b>0406</b>	<b>Forestry and Wild Life - conclud.</b>	
02	<i>Environmental Forestry and Wild life</i>	
112	Public Gardens	89,46
	<b>Total 02</b>	<b>89,46</b>
	<b>Total 0406</b>	<b>1,27,96,86</b>
<b>0408</b>	<b>Food, Storage and Warehousing</b>	
101	Food	5,66,09
900	Deduct – Refunds	(-) 27,44
	<b>Total 0408</b>	<b>5,38,65</b>
<b>0425</b>	<b>Cooperation</b>	
101	Audit Fees	24,46,20
800	Other Receipts	5,67,13
900	Deduct – Refunds	(-) 2
	<b>Total 0425</b>	<b>30,13,31</b>
<b>0435</b>	<b>Other Agricultural Programmes</b>	
104	Soil and Water Conservation	7,06
	<b>Total 0435</b>	<b>7,06</b>
<b>0506</b>	<b>Land Reforms</b>	
800	Other Receipts	46,43,36
	<b>Total 0506</b>	<b>46,43,36</b>
<b>0515</b>	<b>Other Rural Development Programmes</b>	
101	Receipts under Panchayati Raj Acts	31,50
800	Other Receipts	3,00,85,54 (e)
900	Deduct – Refunds	(-) 10,99,35
	<b>Total 0515</b>	<b>2,90,17,69</b>

(e) Includes Rs.2,99,36,39 thousand, representing the outstanding credit balance as on 31.03.2006 under 'Deposit of Local Funds - Panchayat Bodies Funds' transferred from Public Account to Revenue Receipt.  
See footnote at page 278.

**STATEMENT NO.11 - DETAILED ACCOUNT OF REVENUE RECEIPTS AND CAPITAL RECEIPTS BY  
MINOR HEADS - contd.**

(1)	<i>Head</i>	<i>Actuals for 2006-07</i> <i>(In thousands of rupees)</i>
(1)	(2)	(3)
	<b>RECEIPT HEADS (REVENUE ACCOUNT) - contd.</b>	
	<b>B. Non-Tax Revenue - contd.</b>	
	<i>(c) Other Non-Tax Revenue - contd.</i>	
	<b>(iii) Economic Services - contd.</b>	
<b>0551</b>	<b>Hill Areas</b>	
01	<i>Western Ghats</i>	
800	Other Receipts	10
	<b>Total 01/ Total 0551</b>	<b>10</b>
<b>0701</b>	<b>Major and Medium Irrigation</b>	
01	<i>Major Irrigation – Commercial</i>	
201	Krishnaraja Sagar Works	5,24,74
204	Nugu Project	77,39
205	Kabini Project	60,27
206	Harangi Project	6,12
207	Hemavathy Project	1,18,55
215	Bhadra Project	1,91,95
217	Vanivilas Sagar	1,25
218	Tungabhadra Project - Left Bank	7,19,82
219	Tungabhadra Project - Right Bank	2,30,13
223	Malaprabha Project	11,17
224	Ghataprabha Project	47,50
225	Vijayanagar Channel	7
226	Cauvery Anicut Channels	18
227	Upper Krishna Project	17,53
	<b>Total 01</b>	<b>20,06,67</b>
03	<i>Medium Irrigation – Commercial</i>	
302	Suvarnavathi Project	47,33
303	Chiklihole Project	8,15
305	Taraka Project	5
308	Chikkahole Project	4
311	Marconahalli Project	4,44
315	Gondi Anicut	1,93
316	Gundal Project	22
318	Votehole Project	1
331	Jambadahalla Project	92
332	Ambligola Project	1,52
333	Tunga Anicut	10,28
334	Anjanapura Project	14,98
345	Rajoli Banda Project	26

**STATEMENT NO.11 - DETAILED ACCOUNT OF REVENUE RECEIPTS AND CAPITAL RECEIPTS BY  
MINOR HEADS - contd.**

<i>Head</i>		<i>Actuals for 2006-07</i>
		<i>(In thousands of rupees)</i>
(1)	(2)	(3)
<b>RECEIPT HEADS (REVENUE ACCOUNT) - contd.</b>		
<b>B. Non-Tax Revenue - contd.</b>		
<i>(c) Other Non-Tax Revenue – contd.</i>		
<b>(iii) Economic Services - contd.</b>		
<b>0701</b>	<b>Major and Medium Irrigation – conclud.</b>	
03	<i>Medium Irrigation – Commercial - conclud.</i>	
346	Hagaribommanahalli Project	1,22
351	Dharma Project	1
352	Kariyala Project	43,13
353	Narayanapura Project	25
354	Nagathana Tank	1,73
355	Areshankar Tank	10
357	Kalacakop Tank	3,29
358	Chitawadgi Tank	54
380	Kanakanala Project	1,30
<b>Total 03</b>		<b>1,41,70</b>
<b>Total 0701</b>		<b>21,48,37</b>
<b>0702</b>	<b>Minor Irrigation</b>	
01	<i>Surface Water</i>	
101	Receipts from water tanks	4,54,28
800	Other Receipts	95,59
<b>Total 01</b>		<b>5,49,87</b>
02	<i>Ground Water</i>	
800	Other Receipts	1,13,75
<b>Total 02</b>		<b>1,13,75</b>
80	<i>General</i>	
900	Deduct – Refunds	(-) 12
<b>Total 80</b>		<b>(-) 12</b>
<b>Total 0702</b>		<b>6,63,50</b>

**STATEMENT NO.11 - DETAILED ACCOUNT OF REVENUE RECEIPTS AND CAPITAL RECEIPTS BY  
MINOR HEADS - contd.**

(1)	<i>Head</i>	<i>Actuals for 2006-07 (In thousands of rupees)</i>
(1)	(2)	(3)
	<b>RECEIPT HEADS (REVENUE ACCOUNT) - contd.</b>	
	<b>B. Non-Tax Revenue - contd.</b>	
	<b>(c) Other Non-Tax Revenue - contd.</b>	
	<b>(iii) Economic Services - contd.</b>	
<b>0801</b>	<b>Power</b>	
	<i>01 Hydel Generation</i>	
	202 Karnataka Power Corporation Limited	69,34
	203 Karnataka Power Transmission Corporation Limited (formerly KEB)	7,99
	800 Other Receipts	2,45,89
	<b>Total 01</b>	<b>3,23,22</b>
	<i>05 Transmission and Distribution</i>	
	800 Other Receipts	2,06,21
	<b>Total 05</b>	<b>2,06,21</b>
	<b>Total 0801</b>	<b>5,29,43</b>
<b>0810</b>	<b>Non-Conventional Sources of Energy</b>	
	800 Other Receipts	11
	<b>Total 0810</b>	<b>11</b>
<b>0851</b>	<b>Village and Small Industries</b>	
	101 Industrial Estates	69,47
	102 Small Scale Industries	7,90
	103 Handloom Industries	11,41
	107 Sericulture Industries	38,49,85
	200 Other Village Industries	42
	800 Other Receipts	9,76
	900 Deduct - Refunds	(-) 2,65
	<b>Total 0851</b>	<b>39,46,16</b>
<b>0852</b>	<b>Industries</b>	
	<i>06 Engineering Industries</i>	
	103 Other Engineering Industries	4,04
	<b>Total 06</b>	<b>4,04</b>
	<i>08 Consumer Industries</i>	
	201 Sugar	10,61
	209 Government Silk Filature, Kollegal	37,83
	210 Government Silk Filature, Santhamarahalli	92,03
	211 Government Silk Filature, Chamarajanagar	34,05
	212 Government Silk Filature, Mambally	33,93
	213 Government Silk Twisting and Weaving Factory, Mudigundam	42,35
	800 Other Receipts	31,20
	<b>Total 08</b>	<b>2,82,00</b>
	<b>Total 0852</b>	<b>2,86,04</b>



**STATEMENT NO.11 - DETAILED ACCOUNT OF REVENUE RECEIPTS AND CAPITAL RECEIPTS BY  
MINOR HEADS - contd.**

(1)	<i>Head</i>	<i>Actuals for 2006-07</i> <i>(In thousands of rupees)</i>
(1)	(2)	(3)
	<b>RECEIPT HEADS (REVENUE ACCOUNT) - contd.</b>	
	<b>B. Non-Tax Revenue - contd.</b>	
	<i>(c) Other Non-Tax Revenue - contd.</i>	
	<b>(iii) Economic Services - contd.</b>	
<b>0853</b>	<b>Non-ferrous Mining and Metallurgical Industries</b>	
102	Mineral concession fees, rents and royalties	3,66,32,36
800	Other Receipts	2,41
900	Deduct – Refunds	(-) 5,96
	<b>Total 0853</b>	<b>3,66,28,81</b>
<b>1051</b>	<b>Ports and Light Houses</b>	
02	<i>Minor Ports</i>	
103	Registration and other Fees	1,95,93
800	Other Receipts	8,83,32
	<b>Total 02 / Total 1051</b>	<b>10,79,25</b>
<b>1052</b>	<b>Shipping</b>	
02	<i>Coastal Shipping</i>	
101	Survey Fees	78
103	Receipts from Shipping services	12,16,31
800	Other Receipts	1,73
	<b>Total 02 / Total 1052</b>	<b>12,18,82</b>
<b>1053</b>	<b>Civil Aviation</b>	
501	Services and Service Fees	15,16
800	Other Receipts	3,17
900	Deduct – Refunds	(-) 20,77
	<b>Total 1053</b>	<b>(-) 2,44</b>
<b>1054</b>	<b>Roads and Bridges</b>	
102	Tolls on Roads	5,05
800	Other Receipts	25,75,96
900	Deduct – Refunds	(-) 1,63,50
	<b>Total 1054</b>	<b>24,17,51</b>
<b>1055</b>	<b>Road Transport</b>	
800	Other Receipts	1,56
	<b>Total 1055</b>	<b>1,56</b>
<b>1056</b>	<b>Inland Water Transport</b>	
201	Water Transport Services	28,08
900	Deduct – Refunds	(-) 1
	<b>Total 1056</b>	<b>28,07</b>

**STATEMENT NO.11 - DETAILED ACCOUNT OF REVENUE RECEIPTS AND CAPITAL RECEIPTS BY  
MINOR HEADS - contd.**

<i>Head</i>		<i>Actuals for 2006-07</i>
		<i>(In thousands of rupees)</i>
(1)	(2)	(3)
<b>RECEIPT HEADS (REVENUE ACCOUNT) - contd.</b>		
<b>B. Non-Tax Revenue - conclud.</b>		
<b>(c) Other Non-Tax Revenue - conclud.</b>		
<b>(iii) Economic Services - conclud.</b>		
<b>1425</b>	<b>Other Scientific Research</b>	
800	Other Receipts	1
<b>Total 1425</b>		<b>1</b>
<b>1452</b>	<b>Tourism</b>	
105	Rent and Catering Receipts	3,94
800	Other Receipts	9,27,27
<b>Total 1452</b>		<b>9,31,21</b>
<b>1456</b>	<b>Civil Supplies</b>	
800	Other Receipts	22,75
<b>Total 1456</b>		<b>22,75</b>
<b>1475</b>	<b>Other General Economic Services</b>	
012	Statistics	7,93
106	Fees for stamping weights and measures	19,62,77
107	Census	8,11
200	Regulation of other business undertakings	2,02,19
201	Land Ceilings (Other than agricultural land)	26,69
800	Other Receipts	3,85,84,22 (f)
<b>Total 1475</b>		<b>4,07,91,91</b>
<b>Total (c) (iii) Economic Services</b>		<b>14,28,36,30</b>
<b>Total (c) Other Non-Tax Revenue</b>		<b>37,02,73,89</b>
<b>Total B. Non-Tax Revenue</b>		<b>40,98,41,33</b>

(f) Includes Rs.3,57,17,00 thousand being the amount of infrastructure cess collected on various taxes during the year transferred from the tax receipts.

**STATEMENT NO.11 - DETAILED ACCOUNT OF REVENUE RECEIPTS AND CAPITAL RECEIPTS BY  
MINOR HEADS - contd.**

<i>Head</i>		<i>Actuals for 2006-07</i>
		<i>(In thousands of rupees)</i>
(1)	(2)	(3)
<b>RECEIPT HEADS (REVENUE ACCOUNT) - contd.</b>		
<b>C. Grants-In-Aid and Contributions</b>		
<b>1601</b>	<b>Grants-in-aid from Central Government</b>	
	<b>01 Non-Plan Grants</b>	
109	Grants towards contribution to Calamity Relief Fund	1,13,98,00
110	Grants from National Calamity Contingency Fund	3,84,97,00
<b>Other Grants</b>		
	Taxes on Sales, Trade etc.- Other Grants (Grants for VAT loss compensation)	6,25,36,00
	Police - Modernisation of Police Force	44,08,72
	Police - Others	25,00,00
	General (Public Works) – Maintenance and Repairs	25,64,00
	Other Administrative Services - Training	1,04,86,88
	Other Administrative Services - Civil Defence	27,89
	Sports and Youth Services - Youth Welfare Programmes for Students	10,07
	Sports and Youth Services – Sports and Games	25,00,00
	Art and Culture - Archeology	12,50,00
	Art and Culture – Archeological Survey	2,07
	General (Medical and Public Health) - Other Grants	54,88,00
	General (Urban Development) - Assistance to Local Bodies, Corporations, Urban Development Authorities, Town Improvement Board etc.	96,90,00
	Forestry - Forest Conservation, Development and Regeneration	11,00,00
	Other Rural Development Programmes - Panchayati Raj	3,34,45,00
	Village and Small Industries - Handloom Industries	79,94
	General (Roads and Bridges) -Other Grants	3,64,53,00
<b>Total 01</b>		<b>22,24,36,57</b>
<b>02 Grants for State/Union Territory Plan Schemes</b>		
101	Block Grants	11,06,40,49
104	Grants under Proviso to Article 275(1) of the Constitution	27,68,87
105	Grants from Central Road Fund	1,12,43,20
<b>Other Grants</b>		
	Other Rural Development Programmes - Panchayati Raj	37,50,00
	Other General Economic Services - Regulation of Weights and Measures	27,43
<b>Total 02</b>		<b>12,84,29,99</b>

**STATEMENT NO.11 - DETAILED ACCOUNT OF REVENUE RECEIPTS AND CAPITAL RECEIPTS BY  
MINOR HEADS - contd.**

(1)	<i>Head</i>	<i>Actuals for 2006-07</i> <i>(In thousands of rupees)</i>
(1)	(2)	(3)
	<b>RECEIPT HEADS (REVENUE ACCOUNT) - contd.</b>	
	<b>C. Grants-In-Aid and Contributions - contd.</b>	
<b>1601</b>	<b>Grants-in-aid from Central Government – contd.</b>	
<b>03</b>	<b>Grants for Central Plan Schemes</b>	
	<b>Other Grants</b>	
	Language Development - Promotion of Modern Indian Languages and Literature	3,13,21
	Language Development - Sanskrit Education	2,56
	General (General Education) -Scholarships	88,51
	General (General Education) - Other Grants	77,41
	Sports and Youth Services - Youth Welfare Programmes for Students	2,95,66
	Sports and Youth Services - Sports and Games	42,50
	Art and Culture - Promotion of Arts and Culture	6,75
	Public Health - Prevention and Control of Diseases	3,00
	Welfare of Scheduled Castes - Education	28,20
	Welfare of Scheduled Castes - Special Central Assistance for Scheduled Castes Component Plan	23,60,90
	Welfare of Scheduled Tribes - Education	1,20,29
	Social Welfare - Child Welfare	2,98,00
	Crop Husbandry - Seeds	86,96
	Crop Husbandry - Plant Protection	3,31
	Animal Husbandry - Veterinary Services and Animal Health	1,19,00
	Forestry - Forest Conservation, Development and Regeneration	1,22,88
	Afforestation and Ecology Development - National Afforestation and Ecology Development Programme	1,78
	Land Reforms - Other Grants	36,10
	Village and Small Industries - Small Scale Industries	60,00
	Environmental Research and Ecological Regeneration - Conservation Programmes	1,55,24
	Survey and Statistics - Economic Advice and Statistics	34,07
	Civil Supplies - Civil Supplies Schemes	33,75
<b>900</b>	<b>Deduct Refunds</b>	<b>(-) 2,10</b>
	<b>Total 03</b>	<b>42,87,98</b>

**STATEMENT NO.11 - DETAILED ACCOUNT OF REVENUE RECEIPTS AND CAPITAL RECEIPTS BY  
MINOR HEADS - contd.**

(1)	<i>Head</i>	<i>Actuals for 2006-07</i> <i>(In thousands of rupees)</i>
(1)	(2)	(3)
	<b>RECEIPT HEADS (REVENUE ACCOUNT) - contd.</b>	
	<b>C. Grants-In-Aid and Contributions - contd.</b>	
<b>1601</b>	<b>Grants-in-aid from Central Government – contd.</b>	
<b>04</b>	<b>Grants for Centrally Sponsored Plan Schemes</b>	
105	Grants from Central Road Fund	26,47,50
	<b>Other Grants</b>	
	Administration of Justice - Other grants	2,00,00
	Elementary Education - Teachers Training	6,10,08
	Elementary Education - National Programme of Nutritional Support to Primary Education	1,98,98,30
	Secondary Education - Research and Training	12,00,00
	Secondary Education - Equipments	16,06,01
	Art and Culture - Promotion of Arts and Culture	6,38
	Urban Health Services - Other Systems of Medicine -Other Systems	11,00,85
	Medical Education, Training and Research - Ayurveda	3,96,93
	Public Health - Prevention and Control of Diseases	43,50
	Family Welfare - Direction and Administration	8,81,24
	Family Welfare - Training	2,98,04
	Family Welfare - Rural Family Welfare Services	39,89,88
	Family Welfare - Urban Family Welfare Services	3,22,50
	Family Welfare - Other Services and Supplies	4,58,00
	Water Supply - Urban Water Supply Programmes	1,48,16
	Water Supply - Rural Water Supply Programmes	3,71,63,86
	Integrated Development of Small and Medium Towns - Other Grants	4,74,67
	Welfare of Scheduled Castes - Education	65,52,38
	Welfare of Scheduled Tribes - Education	18,40,79
	Welfare of Backward Classes - Education	9,62,01
	Training (Labour and Employment) - Training of Craftsmen and Supervisors	2,16,40
	Social Welfare - Child Welfare	2,86,31,68
	Social Welfare - Women's Welfare	26,05
	Social Welfare - Correctional Services	1,01,59
	Crop Husbandry - Commercial Crops	4,38,62
	Crop Husbandry - Agricultural Economics and Statistics	3,01,35
	Crop Husbandry - Development of Pulses	23,96,00
	Crop Husbandry - Development of Oil Seeds	27,00,00
	Crop Husbandry - Other Grants	17,75,39

**STATEMENT NO.11 - DETAILED ACCOUNT OF REVENUE RECEIPTS AND CAPITAL RECEIPTS BY  
MINOR HEADS - conclud.**

(1)	<i>Head</i>	<i>Actuals for 2006-07</i> <i>(In thousands of rupees)</i>
(1)	(2)	(3)
	<b>RECEIPT HEADS (REVENUE ACCOUNT) - conclud.</b>	
	<b>C. Grants-In-Aid and Contributions - conclud.</b>	
<b>1601</b>	<b>Grants-in-aid from Central Government – conclud.</b>	
<b>04</b>	<b>Grants for Centrally Sponsored Plan Schemes – conclud.</b>	
	Soil and Water Conservation - Soil Conservation	3,75,00 (g)
	Animal Husbandry - Veterinary Services and Animal Health	9,70,64 (h)
	Animal Husbandry - Cattle and Buffalo Development	89,43
	Animal Husbandry - Poultry Development	80,00
	Animal Husbandry - Fodder and Feed Development	1,00,00
	Dairy Development - Dairy Development Projects	1,96,13
	Fisheries - Inland Fisheries	1,65,60
	Fisheries - Esturine / Brackish Water Fisheries	23,93
	Fisheries - Marine Fisheries	7,41,55
	Environmental Forestry and Wild Life - Wild Life Preservation	4,54,10
	Environmental Forestry and Wild Life - Zoological Park	5,01,38
	Integrated Rural Energy Planning Programme - Monitoring	10,00 (g)
	Land Reforms - Other Grants	8,84,00
	Surface Water - Other Grants	39,83
	Command Area Development - Other Grants	30,30,02
	Bio-Energy - National Programme for Biogas Development	1,03,00 (j)
	Village and Small Industries - Small Scale Industries	1,65,91
	Village and Small Industries - Handloom Industries	8,54,08
<b>900</b>	<b>Deduct Refunds</b>	(-) 10,63 (k)
	<b>Total 04</b>	<b>12,61,62,13</b>
	<b>Total 1601 / Total C. Grants-In-Aid and Contributions</b>	<b>48,13,16,67</b>
	<b>TOTAL RECEIPT HEADS (REVENUE ACCOUNT)</b>	<b>375,86,94,08</b>

**RECEIPT HEADS (CAPITAL ACCOUNT) -**

<b>4000</b>	<b>Miscellaneous Capital Receipts</b>	...
	<b>GRAND TOTAL</b>	<b>375,86,94,08</b>

- (g) Grants relating to 1998-99, which had remained under 'Reserve Bank Suspense - Central Accounts Office' for want of details has been cleared now.
- (h) Includes Rs.18,50 thousand being the grants relating to 1998-99, which had remained under 'Reserve Bank Suspense - Central Accounts Office' for want of details has been cleared now.
- (j) Includes Rs.19,00 thousand being the grants relating to 1999-2000, which had remained under 'Reserve Bank Suspense - Central Accounts Office' for want of details has been cleared now.
- (k) Includes Rs.63 thousand being the refund of grants relating to 1999-2000, which had remained under 'Reserve Bank Suspense - Central Accounts Office' for want of details has been cleared now.

**STATEMENT NO.12 - DETAILED ACCOUNT OF EXPENDITURE BY MINOR HEADS**  
(Figures in italics represent Charged Expenditure)

<i>Head</i>	<i>Actuals for 2006-07</i>		
	<i>Non-Plan</i>	<i>Plan</i>	<i>Total</i>
	<i>(In thousands of rupees)</i>		
(1)	(2)	(3)	(4)
<b>EXPENDITURE HEADS (REVENUE ACCOUNT)</b>			
<b>A General Services</b>			
<b>(a) Organs of State</b>			
<b>2011 Parliament/State/Union Territory Legislatures</b>			
<i>02 State/Union Territory Legislatures</i>			
101 Legislative Assembly	18,03,44 47,04		18,50,48
102 Legislative Council	6,06,83 31,42		6,38,25
103 Legislative Secretariat	11,29,31		11,29,31
104 Legislator's Hostel	5,77,50		5,77,50
800 Other Expenditure	1,31,68		1,31,68
<b>Total 02/Total 2011</b>	<b>42,48,76</b> <b>78,46</b>		<b>43,27,22</b>
<b>2012 President, Vice-President/Governor, Administrator of Union Territories</b>			
<i>03 Governor/Administrator of Union Territories</i>			
090 Secretariat	98,85		98,85
101 Emoluments and Allowances of the Governor/Administrator of Union Territories	2,52		2,52
102 Discretionary Grants	10,57		10,57
103 Household Establishment	98,10		98,10
104 Sumptuary Allowances	1,52		1,52
105 Medical Facilities	10,42		10,42
107 Expenditure from Contract Allowance	18,27		18,27
108 Tour Expenses	16,59		16,59
800 Other Expenditure	68		68
<b>Total 03/Total 2012</b>	<b>2,57,52</b>		<b>2,57,52</b>
<b>2013 Council of Ministers</b>			
101 Salary of Ministers and Deputy Ministers	1,57,01		1,57,01
104 Entertainment and Hospitality Expenses	90		90
108 Tour Expenses	2,58,48		2,58,48
800 Other Expenditure	4,29,25		4,29,25
<b>Total 2013</b>	<b>8,45,64</b>		<b>8,45,64</b>

STATEMENT NO.12 - DETAILED ACCOUNT OF EXPENDITURE BY MINOR HEADS - contd.  
(Figures in italics represent Charged Expenditure)

Head	Actuals for 2006-07			Total
	Non-Plan	Plan		
	(In thousands of rupees)			
(1)	(2)	(3)	(4)	
<b>EXPENDITURE HEADS (REVENUE ACCOUNT) - contd.</b>				
<b>A General Services - contd.</b>				
<b>(a) Organs of State - conclud.</b>				
<b>2014 Administration of Justice</b>				
102	High Courts	11,97	1,85,79	
		29,62,94		31,60,70
105	Civil and Session Courts	1,18,23,02	3,65,99	1,21,89,01
106	Small Causes Courts	4,63,37		4,63,37
108	Criminal Courts	6,92,47		6,92,47
110	Administrators General and Official Trustees	66		66
114	Legal Advisers and Counsels	20,58,69		20,58,69
116	State Administrative Tribunals	2,75,28		2,75,28
117	Family Courts	1,89,92		1,89,92
800	Other Expenditure	9,16,15	77,39	9,93,54
	<b>Total 2014</b>	<b>1,64,31,53</b>	<b>6,29,17</b>	
		<b>29,62,94</b>		<b>2,00,23,64</b>
<b>2015 Elections</b>				
102	Electoral Officers	10,29,20		10,29,20
103	Preparation and Printing of Electoral Rolls	8,68,56		8,68,56
104	Charges for conduct of elections for Lok Sabha and State / Union Territory Legislative Assemblies when held simultaneously	1,71		1,71
106	Charges for conduct of elections to State / Union Territory Legislature	67,77		67,77
108	Issue of Photo Identity-Cards to Voters	38,07		38,07
800	Other Expenditure	47		47
	<b>Total 2015</b>	<b>20,05,78</b>		<b>20,05,78</b>
	<b>Total (a) Organs of State</b>	<b>2,35,31,71</b>	<b>6,29,17</b>	
		<b>32,98,92</b>		<b>2,74,59,80</b>



**STATEMENT NO.12 - DETAILED ACCOUNT OF EXPENDITURE BY MINOR HEADS - contd.**  
(Figures in italics represent Charged Expenditure)

<i>Head</i>	<i>Actuals for 2006-07</i>		
	<i>Non-Plan</i>	<i>Plan</i>	<i>Total</i>
	<i>(In thousands of rupees)</i>		
(1)	(2)	(3)	(4)
<b>EXPENDITURE HEADS (REVENUE ACCOUNT) - contd.</b>			
<b>A General Services - contd.</b>			
<b>(b) Fiscal Services</b>			
<b>(i) Collection of Taxes on Income and Expenditure</b>			
<b>2020</b>	<b>Collection of Taxes on Income and Expenditure</b>		
104	Collection Charges - Agriculture Income Tax	58,19	58,19
105	Collection Charges - Taxes on Professions, Trades Callings and Employment	2,29,40	2,29,40
	<b>Total 2020</b>	<b>2,87,59</b>	<b>2,87,59</b>
	<b>Total (b) (i) Collection of Taxes on Income and Expenditure</b>	<b>2,87,59</b>	<b>2,87,59</b>
<b>(ii) Collection of Taxes on Property and Capital Transactions</b>			
<b>2029</b>	<b>Land Revenue</b>		
001	Direction and Administration	1,91,03	1,91,03
101	Collection Charges	98,48,45	98,48,45
102	Survey and Settlement Operations	4,72,20	4,72,20
103	Land Records	1,16,21	1,16,21
	<b>Total 2029</b>	<b>1,06,27,89</b>	<b>1,06,27,89</b>
<b>2030</b>	<b>Stamps and Registration</b>		
<b>01 Stamps - Judicial</b>			
101	Cost of Stamps	2,11	2,11
102	Expenses on Sale of Stamps	22	22
	<b>Total 01</b>	<b>2,33</b>	<b>2,33</b>
<b>02 Stamps - Non-Judicial</b>			
101	Cost of Stamps	19	19
	<b>Total 02</b>	<b>19</b>	<b>19</b>
<b>03 Registration</b>			
001	Direction and Administration	39,95,52	39,95,52
	<b>Total 03</b>	<b>39,95,52</b>	<b>39,95,52</b>
	<b>Total 2030</b>	<b>39,98,04</b>	<b>39,98,04</b>
	<b>Total (b) (ii) Collection of Taxes on Property and Capital Transactions</b>	<b>1,46,25,93</b>	<b>1,46,25,93</b>

STATEMENT NO.12 - DETAILED ACCOUNT OF EXPENDITURE BY MINOR HEADS - contd.  
(Figures in italics represent Charged Expenditure)

Head	Actuals for 2006-07			Total
	Non-Plan	Plan		
	(In thousands of rupees)			
(1)	(2)	(3)	(4)	
<b>EXPENDITURE HEADS (REVENUE ACCOUNT) - contd.</b>				
<b>A General Services - contd.</b>				
<b>(b) Fiscal Services - conclud.</b>				
<b>(iii) Collection of Taxes on Commodities and Services</b>				
<b>2039</b>	<b>State Excise</b>			
001	Direction and Administration	51,89,50		51,89,50
	<b>Total 2039</b>	<b>51,89,50</b>		<b>51,89,50</b>
<b>2040</b>	<b>Taxes on Sales, Trade etc.</b>			
001	Direction and Administration	31,63,18	1,89,43	33,52,61
101	Collection Charges	60,60,46		60,60,46
800	Other Expenditure	5,71,70	2,49,81	8,21,51
	<b>Total 2040</b>	<b>97,95,34</b>	<b>4,39,24</b>	<b>1,02,34,58</b>
<b>2041</b>	<b>Taxes on Vehicles</b>			
001	Direction and Administration	8,05,17		8,05,17
101	Collection Charges	24,07,87	28,66	24,36,53
102	Inspection of Motor Vehicles	5,45,42		5,45,42
800	Other Expenditure	2,06,00		2,06,00
	<b>Total 2041</b>	<b>39,64,46</b>	<b>28,66</b>	<b>39,93,12</b>
<b>2045</b>	<b>Other Taxes and Duties on Commodities and Services</b>			
101	Collection Charges - Entertainment Tax	18,06		18,06
103	Collection Charges - Electricity Duty	3,81,74		3,81,74
	<b>Total 2045</b>	<b>3,99,80</b>		<b>3,99,80</b>
	<b>Total (b) (iii) Collection of Taxes on Commodities and Services</b>	<b>1,93,49,10</b>	<b>4,67,90</b>	<b>1,98,17,00</b>
<b>(iv) Other Fiscal Services</b>				
<b>2047</b>	<b>Other Fiscal Services</b>			
103	Promotion of Small Savings	21,25,18		21,25,18
	<b>Total 2047</b>	<b>21,25,18</b>		<b>21,25,18</b>
	<b>Total (b) (iv) Other Fiscal Services</b>	<b>21,25,18</b>		<b>21,25,18</b>
	<b>Total (b) Fiscal Services</b>	<b>3,63,87,80</b>	<b>4,67,90</b>	<b>3,68,55,70</b>

**STATEMENT NO.12 - DETAILED ACCOUNT OF EXPENDITURE BY MINOR HEADS - contd.**  
(Figures in italics represent Charged Expenditure)

Head	Actuals for 2006-07		
	Non-Plan	Plan	Total
	(In thousands of rupees)		
(1)	(2)	(3)	(4)
<b>EXPENDITURE HEADS (REVENUE ACCOUNT) - contd.</b>			
<b>A General Services - contd.</b>			
<b>(c) Interest payment and servicing of Debt</b>			
<b>2049</b>	<b>Interest Payments</b>		
01	<i>Interest on Internal Debt</i>		
101	9,97,69,25		9,97,69,25
123	Interest on Special Securities issued to National Small Savings Fund of the Central Government by the State Government		
	17,15,34,89		17,15,34,89
200	1,96,89,86		1,96,89,86
305	3,70,03		3,70,03
<b>Total 01</b>	<b>29,13,64,03</b>		<b>29,13,64,03</b>
03	<i>Interest on Small Savings, Provident Funds etc.</i>		
101	15		15
104	2,91,16,39		2,91,16,39
107	7,78		7,78
108	2,77,05,93		2,77,05,93
<b>Total 03</b>	<b>5,68,30,25</b>		<b>5,68,30,25</b>
04	<i>Interest on Loans and Advances from Central Government</i>		
101	2,06,13,55		2,06,13,55 (a)
102	5,21,85		5,21,85
103	18,74,73		18,74,73
104	13,66,47		13,66,47
109	5,10,61,27		5,10,61,27
	Interest on State Plan Loans Consolidated in terms of recommendations of the 12th Finance Commission		
<b>Total 04</b>	<b>7,54,37,87</b>		<b>7,54,37,87</b>
05	<i>Interest on Reserve Funds</i>		
101	7,64		7,64
<b>Total 05</b>	<b>7,64</b>		<b>7,64</b>
<b>Total 2049</b>	<b>42,36,39,79</b>		<b>42,36,39,79</b>
<b>Total (c) Interest payment and servicing of Debt</b>	<b>42,36,39,79</b>		<b>42,36,39,79</b>

(a) Includes Rs.10,95,92 thousand being the interest on debt swapped during 2002-03 to 2004-05.

Includes Rs.52,88 thousand and Rs.97,15 thousand being the interest and commitment charges respectively, on Back to Back External Loans.

**STATEMENT NO.12 - DETAILED ACCOUNT OF EXPENDITURE BY MINOR HEADS - contd.**  
(Figures in italics represent Charged Expenditure)

	Head	Actuals for 2006-07		
		Non-Plan	Plan	Total
		(In thousands of rupees)		
	(1)	(2)	(3)	(4)
<b>EXPENDITURE HEADS (REVENUE ACCOUNT) - contd.</b>				
<b>A General Services - contd.</b>				
<i>(d) Administrative Services</i>				
<b>2051</b>	<b>Public Service Commission</b>			
102	State Public Service Commission	<i>12,09,13</i>		12,09,13
	<b>Total 2051</b>	<i>12,09,13</i>		<i>12,09,13</i>
<b>2052</b>	<b>Secretariat - General Services</b>			
090	Secretariat	41,40,72	76,88	42,17,60
092	Other Offices	4,11,46		4,11,46
099	Board of Revenue	1,86,79		1,86,79
	<b>Total 2052</b>	<i>47,38,97</i>	<i>76,88</i>	<i>48,15,85</i>
<b>2053</b>	<b>District Administration</b>			
093	District Establishments	28,22,37		28,22,37
094	Other Establishments	1,15,40,97		1,15,40,97
101	Commissioners	12,93,96		12,93,96
800	Other Expenditure	59,37		59,37
	<b>Total 2053</b>	<i>1,57,16,67</i>		<i>1,57,16,67</i>
<b>2054</b>	<b>Treasury and Accounts Administration</b>			
095	Directorate of Accounts and Treasuries	8,19,34		8,19,34
097	Treasury Establishment	27,27,02		27,27,02
098	Local Fund Audit	9,65,81	31,20	9,97,01
	<b>Total 2054</b>	<i>45,12,17</i>	<i>31,20</i>	<i>45,43,37</i>
<b>2055</b>	<b>Police</b>			
001	Direction and Administration	12,56,94		12,56,94
003	Education and Training	10,73,31		10,73,31
101	Criminal Investigation and Vigilance	34,05,89		34,05,89
104	Special Police	1,18,79,16		1,18,79,16
108	State Headquarters Police	2,47,18,90	44,00,00	2,91,18,90
109	District Police	5,37,07,92	13,72,54	5,50,80,46
111	Railway Police	12,21,37		12,21,37
113	Welfare of Police Personnel	10,79,88		10,79,88
115	Modernisation of Police Force	33,49,61		33,49,61

**STATEMENT NO.12 - DETAILED ACCOUNT OF EXPENDITURE BY MINOR HEADS - contd.**  
(Figures in italics represent Charged Expenditure)

<i>Head</i>	<i>Actuals for 2006-07</i>			<i>Total</i>
	<i>Non-Plan</i>	<i>Plan</i>		
	<i>(In thousands of rupees)</i>			
<i>(1)</i>	<i>(2)</i>	<i>(3)</i>	<i>(4)</i>	
<b>EXPENDITURE HEADS (REVENUE ACCOUNT) - contd.</b>				
<b>A General Services - contd.</b>				
<i>(d) Administrative Services - contd.</i>				
<b>2055</b>	<b>Police - conclud.</b>			
116	Forensic Science	2,74,31		2,74,31
800	Other Expenditure	44,80,60		44,80,60
	<b>Total 2055</b>	<b>10,64,47,89</b>	<b>57,72,54</b>	<b>11,22,20,43</b>
<b>2056</b>	<b>Jails</b>			
001	Direction and Administration	2,59,83		2,59,83
101	Jails	30,89,18		30,89,18
102	Jail Manufactures	53,82		53,82
800	Other Expenditure	3,92,01		3,92,01
	<b>Total 2056</b>	<b>37,94,84</b>		<b>37,94,84</b>
<b>2058</b>	<b>Stationery and Printing</b>			
001	Direction and Administration	1,15,89		1,15,89
101	Purchase and Supply of Stationery Stores	39,53,54		39,53,54
103	Government Presses	30,57,16	93,39	31,50,55
104	Cost of Printing by Other Sources	5,19,71		5,19,71
105	Government Publications	22,03		22,03
	<b>Total 2058</b>	<b>76,68,33</b>	<b>93,39</b>	<b>77,61,72</b>
<b>2059</b>	<b>Public Works</b>			
80	<i>General</i>			
001	Direction and Administration	97,13,58		97,13,58
053	Maintenance and Repairs	1,35,27,62	3,48,71	1,38,76,33
196	Assistance to Zilla Panchayats	1,02,18,91		1,02,18,91
799	Suspense	50,06		50,06
	<b>Total 80/Total 2059</b>	<b>3,35,10,17</b>	<b>3,48,71</b>	<b>3,38,58,88</b>

**STATEMENT NO.12 - DETAILED ACCOUNT OF EXPENDITURE BY MINOR HEADS - contd.**  
(Figures in italics represent Charged Expenditure)

<i>Head</i>	<i>Actuals for 2006-07</i>			
	<i>Non-Plan</i>	<i>Plan</i>	<i>Total</i>	
	<i>(In thousands of rupees)</i>			
(1)	(2)	(3)	(4)	
<b>EXPENDITURE HEADS (REVENUE ACCOUNT) - contd.</b>				
<b>A General Services - contd.</b>				
<i>(d) Administrative Services - conclud.</i>				
<b>2070</b>	<b>Other Administrative Services</b>			
003	Training	9,73,08	38,07	10,11,15
104	Vigilance	9,12,24		9,12,24
105	Special Commission of Enquiry	29,33		29,33
106	Civil Defence	69,63		69,63
107	Home Guards	10,22,86		10,22,86
108	Fire Protection and Control	37,72,06	98,79	38,70,85
112	Rent Control	87,05		87,05
114	Purchase and Maintenance of transport	2,72,73		2,72,73
115	Guest Houses, Government Hostels etc.	16,48,09		16,48,09
800	Other Expenditure	21,01	65,05	86,06
	<b>Total 2070</b>	<b>78,95,84</b>	<b>2,01,91</b>	
		<i>9,12,24</i>		<b>90,09,99</b>
	<b>Total (d) Administrative Services</b>	<b>18,42,84,88</b>	<b>65,24,63</b>	
		<i>21,21,37</i>		<b>19,29,30,88</b>
<i>(e) Pensions and Miscellaneous General Services</i>				
<b>2071</b>	<b>Pensions and other Retirement Benefits</b>			
01	<i>Civil</i>			
101	Superannuation and Retirement Allowances	16,46,32,77		
		<i>2,19,08</i>		16,48,51,85
102	Commutated value of Pensions	2,09,00,06		2,09,00,06
103	Compassionate allowance	56,17		56,17
104	Gratuities	1,91,27,58		1,91,27,58
105	Family Pensions	2,50,29,19		2,50,29,19
106	Pensionary charges in respect of High Court Judges	3,87		3,87
108	Contributions to Provident Funds	38,45		38,45
109	Pensions to Employees of state aided Educational Institutions	3,53,24		3,53,24
110	Pensions of Employees of Local Bodies	57,16,37		57,16,37
111	Pensions to legislators	2,86,39		2,86,39
115	Leave Encashment Benefits	1,23,30,37		1,23,30,37
200	Other Pensions	8,94,65		8,94,65
	<b>Total 01/Total 2071</b>	<b>24,93,65,24</b>		
		<i>2,22,95</i>		<b>24,95,88,19 (b)</b>

(b) Total number of Pensioners (3,82,083) drawing pension as on 31.03.2007 as reported by the Director of Treasuries under the various categories of pensions are Superannuation and Retirement: 2,39,947; Family Pension: 1,13,622; Triple Benefit: 8,840; Local Board: 15,653 and Miscellaneous: 4,021

**STATEMENT NO.12 - DETAILED ACCOUNT OF EXPENDITURE BY MINOR HEADS - contd.**  
(Figures in italics represent Charged Expenditure)

<i>Head</i>	<i>Actuals for 2006-07</i>			<i>Total</i>
	<i>Non-Plan</i>	<i>Plan</i>		
	<i>(In thousands of rupees)</i>			
<i>(1)</i>	<i>(2)</i>	<i>(3)</i>	<i>(4)</i>	
<b>EXPENDITURE HEADS (REVENUE ACCOUNT) - contd.</b>				
<b>A General Services - conclud.</b>				
<i>(e) Pensions and Miscellaneous General Services - conclud.</i>				
<b>2075</b>	<b>Miscellaneous General Services</b>			
101	Pension in lieu of resumed Jagirs, Lands, Territories etc.	18,10,83		18,10,83
103	State Lotteries	10,92,97,13		10,92,97,13
800	Other Expenditure	2,16,88		
		<i>1,42,91</i>		<i>3,59,79</i>
<b>Total 2075</b>		<b>11,13,24,84</b>		
		<i>1,42,91</i>		<b>11,14,67,75</b>
<b>Total (e) Pensions and Miscellaneous General Services</b>		<b>36,06,90,08</b>		
		<i>3,65,86</i>		<b>36,10,55,94</b>
<b>Total A. General Services</b>		<b>60,48,94,47</b>	<b>76,21,70</b>	
		<i>42,94,25,94</i>		<b>104,19,42,11</b>
<b>B Social Services</b>				
<i>(a) Education, Sports, Art and Culture</i>				
<b>2202</b>	<b>General Education</b>			
<i>01</i>	<i>Elementary Education</i>			
053	Maintenance of Buildings	16,72,65		16,72,65
104	Inspection	39,09	14,09	53,18
107	Teachers Training	11,16,22		11,16,22
191	Assistance to Local Bodies and Municipalities / Municipal Corporations	10,10		10,10
196	Assistance to Zilla Panchayats	58,19,92	3,68,64,64	4,26,84,56
197	Assistance to Taluk Panchayats	22,03,95,72	3,06,76,68	25,10,72,40
800	Other Expenditure	14,05	96,97,14	97,11,19
<b>Total 01</b>		<b>22,90,67,75</b>	<b>7,72,52,55</b>	<b>30,63,20,30</b>

STATEMENT NO.12 - DETAILED ACCOUNT OF EXPENDITURE BY MINOR HEADS - contd.  
(Figures in italics represent Charged Expenditure)

Head	Actuals for 2006-07			
	Non-Plan	Plan	Total	
	(In thousands of rupees)			
(1)	(2)	(3)	(4)	
<b>EXPENDITURE HEADS (REVENUE ACCOUNT) - contd.</b>				
<b>B Social Services - contd.</b>				
<b>(a) Education, Sports, Art and Culture - contd.</b>				
<b>2202 General Education - contd.</b>				
<i>02 Secondary Education</i>				
001	Direction and Administration	10,19,54	1,35,68	11,55,22
101	Inspection	2,20,84	14,67	2,35,51
105	Teachers Training	15,96	65,15	81,11
106	Text Books	3,21,17		3,21,17
107	Scholarships	2,62,40		2,62,40
108	Examinations	15,71,87	28,51	16,00,38
109	Government Secondary Schools	1,31,93,56	96,74,79	2,28,68,35
110	Assistance to Non-Government Secondary Schools	1,39,41,56	7,48,00	1,46,89,56
196	Assistance to Zilla Panchayats	5,86,06,35	69,61,42	6,55,67,77
197	Assistance to Taluk Panchayats	4,87,91,37	72,03,01	5,59,94,38
800	Other Expenditure	8,83,61	15,51,34	24,34,95
<b>Total 02</b>		<b>13,88,28,23</b>	<b>2,63,82,57</b>	<b>16,52,10,80</b>
<i>03 University and Higher Education</i>				
001	Direction and Administration	4,55,00	56,15	5,11,15
102	Assistance to Universities	1,54,62,37	10,78,75	1,65,41,12
103	Government Colleges and Institutes	94,46,63	12,72,64	1,07,19,27
104	Assistance to Non-Government Colleges and Institutes	2,61,41,63	70,00	2,62,11,63
107	Scholarships	29,83	1,15,71	1,45,54
112	Institutes of higher learning	1,23,17	31,18	1,54,35
800	Other Expenditure	66,79	2,03,53	2,70,32
<b>Total 03</b>		<b>5,17,25,42</b>	<b>28,27,96</b>	<b>5,45,53,38</b>
<i>04 Adult Education</i>				
001	Direction and Administration	44,13	6,85,73	7,29,86
101	Grants to Voluntary Organisations	1,74,55	10,00	1,84,55
<b>Total 04</b>		<b>2,18,68</b>	<b>6,95,73</b>	<b>9,14,41</b>
<i>05 Language Development</i>				
102	Promotion of Modern Indian Languages and Literature	18,68	24,99	43,67
103	Sanskrit Education	8,46,20	1,01,30	9,47,50
<b>Total 05</b>		<b>8,64,88</b>	<b>1,26,29</b>	<b>9,91,17</b>



**STATEMENT NO.12 - DETAILED ACCOUNT OF EXPENDITURE BY MINOR HEADS - contd.**  
(Figures in italics represent Charged Expenditure)

<i>Head</i>	<i>Actuals for 2006-07</i>			<i>Total</i>
	<i>Non-Plan</i>	<i>Plan</i>		
	<i>(In thousands of rupees)</i>			
<i>(1)</i>	<i>(2)</i>	<i>(3)</i>	<i>(4)</i>	
<b>EXPENDITURE HEADS (REVENUE ACCOUNT) - contd.</b>				
<b>B Social Services - contd.</b>				
<b>(a) Education, Sports, Art and Culture - contd.</b>				
<b>2202 General Education - concld.</b>				
<i>80 General</i>				
001	Direction and Administration	27,57		27,57
107	Scholarships	40		40
196	Assistance to Zilla Panchayats		17,92,99	17,92,99
800	Other Expenditure	2,69,16	59,22,45	61,91,61
<b>Total 80</b>		<b>2,97,13</b>	<b>77,15,44</b>	<b>80,12,57</b>
<b>Total 2202</b>		<b>42,10,02,09</b>	<b>11,50,00,54</b>	<b>53,60,02,63</b>
<b>2203 Technical Education</b>				
001	Direction and Administration	3,40,58	42,61	3,83,19
103	Technical Schools	1,38,88		1,38,88
104	Assistance to Non-Government Technical Colleges and Institutes	22,77,02	15,66,73	38,43,75
105	Polytechnics	36,82,22	9,53,39	46,35,61
107	Scholarships	47,13	17,39	64,52
108	Examinations	2,89,74		2,89,74
112	Engineering/Technical Colleges and Institutes	92,79	14,05	1,06,84
800	Other Expenditure	20,60	66,61,60	66,82,20
<b>Total 2203</b>		<b>68,88,96</b>	<b>92,55,77</b>	<b>1,61,44,73</b>
<b>2204 Sports and Youth Services</b>				
001	Direction and Administration	2,68,73		2,68,73
101	Physical Education	11,23		11,23
102	Youth Welfare Programmes for Students	13,71,45	11,00	13,82,45
103	Youth Welfare Programmes for Non Students	3,68,58	7,54,56	11,23,14
104	Sports and Games	14,38,78	5,17,30	19,56,08
196	Assistance to Zilla Panchayats	2,18,72	4,04,26	6,22,98
800	Other Expenditure	6,51	5,59	12,10
<b>Total 2204</b>		<b>36,84,00</b>	<b>16,92,71</b>	<b>53,76,71</b>

**STATEMENT NO.12 - DETAILED ACCOUNT OF EXPENDITURE BY MINOR HEADS - contd.**  
(Figures in italics represent Charged Expenditure)

<i>Head</i>	<i>Actuals for 2006-07</i>			<i>Total</i>
	<i>Non-Plan</i>	<i>Plan</i>		
	<i>(In thousands of rupees)</i>			
<i>(1)</i>	<i>(2)</i>	<i>(3)</i>	<i>(4)</i>	
<b>EXPENDITURE HEADS (REVENUE ACCOUNT) - contd.</b>				
<b>B Social Services - contd.</b>				
<b>(a) Education, Sports, Art and Culture - conclud.</b>				
<b>2205</b>	<b>Art and Culture</b>			
001	Direction and Administration	3,12,88	45,93	3,58,81
101	Fine Arts Education	26,46	83,69	1,10,15
102	Promotion of Arts and Culture	12,59,40	54,51,26	67,10,66
103	Archaeology	11,26,72	85,81	12,12,53
104	Archives	1,74,41	9,99	1,84,40
105	Public Libraries	15,16,39	10,60,46	25,76,85
107	Museums	2,10,21	10,36	2,20,57
196	Assistance to Zilla Panchayats		10,65,39	10,65,39
198	Assistance to Grama Panchayats		2,31,82	2,31,82
800	Other Expenditure	1,16,04	10,00	1,26,04
	<b>Total 2205</b>	<b>47,42,51</b>	<b>80,54,71</b>	<b>1,27,97,22</b>
	<b>Total (a) Education, Sports, Art and Culture</b>	<b>43,63,17,56</b>	<b>13,40,03,73</b>	<b>57,03,21,29</b>
<b>(b) Health and Family Welfare</b>				
<b>2210</b>	<b>Medical and Public Health</b>			
	<i>01 Urban Health Services - Allopathy</i>			
001	Direction and Administration	10,66,07	25,24	10,91,31
102	Employees State Insurance Scheme	38,67,06	8,86,56	47,53,62
104	Medical Stores Depots	52,38,50		52,38,50
110	Hospitals and Dispensaries	2,10,92,86	41,53,63	2,52,46,49
800	Other Expenditure	4,96,72		4,96,72
	<b>Total 01</b>	<b>3,17,61,21</b>	<b>50,65,43</b>	<b>3,68,26,64</b>
	<i>02 Urban Health Services - Other systems of medicine</i>			
101	Ayurveda	5,88,74	34,96	6,23,70
	<b>Total 02</b>	<b>5,88,74</b>	<b>34,96</b>	<b>6,23,70</b>
	<i>03 Rural Health Services - Allopathy</i>			
110	Hospitals and Dispensaries	15,67,54	4,97,42	20,64,96
796	Tribal area sub-plan	3,34		3,34
800	Other Expenditure	68,97	10,08,05	10,77,02
	<b>Total 03</b>	<b>16,39,85</b>	<b>15,05,47</b>	<b>31,45,32</b>

**STATEMENT NO.12 - DETAILED ACCOUNT OF EXPENDITURE BY MINOR HEADS - contd.**  
(Figures in italics represent Charged Expenditure)

Head	Actuals for 2006-07			Total
	Non-Plan	Plan		
	(In thousands of rupees)			
(1)	(2)	(3)	(4)	
<b>EXPENDITURE HEADS (REVENUE ACCOUNT) - contd.</b>				
<b>B Social Services - contd.</b>				
<b>(b) Health and Family Welfare - contd.</b>				
<b>2210 Medical and Public Health - concld.</b>				
<i>05 Medical Education, Training and Research</i>				
101	Ayurveda	12,66,01	41,57	13,07,58
102	Homeopathy	1,39,64	38,48	1,78,12
103	Unani	96,53	60,32	1,56,85
105	Allopathy	1,04,96,75	55,56,54	1,60,53,29
200	Other Systems	24,69	5,87,70	6,12,39
	<b>Total 05</b>	<b>1,20,23,62</b>	<b>62,84,61</b>	<b>1,83,08,23</b>
<i>06 Public Health</i>				
001	Direction and Administration	4,10,71	15,41	4,26,12
003	Training	4,13,57	1,57,06	5,70,63
101	Prevention and Control of Diseases	19,22,52	14,30,34	33,52,86
104	Drug Control	5,44,50	1,37,46	6,81,96
106	Manufacture of Sera \ Vaccine	5,47		5,47
107	Public Health Laboratories	1,10,57		1,10,57
112	Public Health Education	58,09		58,09
800	Other Expenditure		2,50,59	2,50,59
	<b>Total 06</b>	<b>34,65,43</b>	<b>19,90,86</b>	<b>54,56,29</b>
<i>80 General</i>				
196	Assistance to Zilla Panchayats	2,75,40,24	97,08,09	3,72,48,33
197	Assistance to Taluk Panchayats	16,80,82	3,14,54	19,95,36
	<b>Total 80</b>	<b>2,92,21,06</b>	<b>1,00,22,63</b>	<b>3,92,43,69</b>
	<b>Total 2210</b>	<b>7,86,99,91</b>	<b>2,49,03,96</b>	<b>10,36,03,87</b>
<b>2211 Family Welfare</b>				
001	Direction and Administration		2,34,64	2,34,64
003	Training		4,48,88	4,48,88
102	Urban Family Welfare Services		4,32,25	4,32,25
103	Maternity and Child Health		48,46	48,46
104	Transport		1,25,93	1,25,93

**STATEMENT NO.12 - DETAILED ACCOUNT OF EXPENDITURE BY MINOR HEADS - contd.**  
(Figures in italics represent Charged Expenditure)

<i>Head</i>	<i>Actuals for 2006-07</i>			<i>Total</i>
	<i>Non-Plan</i>	<i>Plan</i>		
	<i>(In thousands of rupees)</i>			
(1)	(2)	(3)	(4)	
<b>EXPENDITURE HEADS (REVENUE ACCOUNT) - contd.</b>				
<b>B Social Services - contd.</b>				
<i>(b) Health and Family Welfare - conclud.</i>				
<b>2211</b>	<b>Family Welfare - conclud.</b>			
108	Selected Area Programmes (including India Population Project)			
	2,54,24	2,95,28		5,49,52
196	5,91,70	1,46,30,28		1,52,21,98
200		50		50
<b>Total 2211</b>	<b>8,45,94</b>	<b>1,62,16,22</b>		<b>1,70,62,16</b>
<b>Total (b) Health and Family Welfare</b>	<b>7,95,45,85</b>	<b>4,11,20,18</b>		<b>12,06,66,03</b>
<i>(c) Water Supply, Sanitation, Housing and Urban Development</i>				
<b>2215</b>	<b>Water Supply and Sanitation</b>			
<i>01</i>	<i>Water Supply</i>			
001	5,23,28			5,23,28
003	12	10,19		10,31
005		58,64		58,64
052	11,81			11,81
102		1,78,63		1,78,63
191		55,07,17		55,07,17
196		16,04		16,04
197	3,77,14			3,77,14
198		1,07,71,41		1,07,71,41
<b>Total 01</b>	<b>9,12,35</b>	<b>1,65,42,08</b>		<b>1,74,54,43</b>
<b>Total 2215</b>	<b>9,12,35</b>	<b>1,65,42,08</b>		<b>1,74,54,43</b>

STATEMENT NO.12 - DETAILED ACCOUNT OF EXPENDITURE BY MINOR HEADS - contd.

(Figures in italics represent Charged Expenditure)

Head	Actuals for 2006-07		
	Non-Plan	Plan	Total
	(In thousands of rupees)		
(1)	(2)	(3)	(4)
<b>EXPENDITURE HEADS (REVENUE ACCOUNT) - contd.</b>			
<b>B Social Services - contd.</b>			
<b>(c) Water Supply, Sanitation, Housing and Urban Development - conclud.</b>			
<b>2216 Housing</b>			
01 Government Residential Buildings			
700 Other Housing	43,19,10	2,59,96	45,79,06
<b>Total 01</b>	<b>43,19,10</b>	<b>2,59,96</b>	<b>45,79,06</b>
02 Urban Housing			
800 Other Expenditure		10,00	10,00
<b>Total 02</b>		<b>10,00</b>	<b>10,00</b>
80 General			
103 Assistance to Housing Boards, Corporations etc.		1,41,38	1,41,38
191 Assistance to Local Bodies and Municipalities / Municipal Corporations		67,50	67,50
197 Assistance to Taluk Panchayats		4,88,38	4,88,38
198 Assistance to Grama Panchayats		2,55,20,34	2,55,20,34
<b>Total 80</b>		<b>2,62,17,60</b>	<b>2,62,17,60</b>
<b>Total 2216</b>	<b>43,19,10</b>	<b>2,64,87,56</b>	<b>3,08,06,66</b>
<b>2217 Urban Development</b>			
04 Slum Area Improvement			
191 Assistance to Local Bodies, Corporations, Urban Development Authorities, Town Improvement Boards etc.	2,50,00	14,15,38	16,65,38
<b>Total 04</b>	<b>2,50,00</b>	<b>14,15,38</b>	<b>16,65,38</b>
05 Other Urban Development Schemes			
001 Direction and Administration	5,00,81		5,00,81
191 Assistance to Local Bodies, Corporations, Urban Development Authorities, Town Improvement Boards etc.	54,61	3,08,40,56	3,08,95,17
800 Other Expenditure	6,48,73	71,94	7,20,67
<b>Total 05</b>	<b>12,04,15</b>	<b>3,09,12,50</b>	<b>3,21,16,65</b>
80 General			
001 Direction and Administration	5,14,43	11,85,17	16,99,60
191 Assistance to Local Bodies, Corporations, Urban Development Authorities, Town Improvement Board etc.		96,89,11	96,89,11
800 Other Expenditure		2,71,12,46	2,71,12,46
911 Deduct Recovery of Overpayment	(-) 2		(-) 2
<b>Total 80</b>	<b>5,14,41</b>	<b>3,79,86,74</b>	<b>3,85,01,15</b>
<b>Total 2217</b>	<b>19,68,56</b>	<b>7,03,14,62</b>	<b>7,22,83,18</b>
<b>Total (c) Water Supply, Sanitation, Housing and Urban Development</b>	<b>72,00,01</b>	<b>11,33,44,26</b>	<b>12,05,44,27</b>

**STATEMENT NO.12 - DETAILED ACCOUNT OF EXPENDITURE BY MINOR HEADS - contd.**  
(Figures in italics represent Charged Expenditure)

<i>Head</i>	<i>Actuals for 2006-07</i>			<i>Total</i>
	<i>Non-Plan</i>	<i>Plan</i>		
	<i>(In thousands of rupees)</i>			
<i>(1)</i>	<i>(2)</i>	<i>(3)</i>	<i>(4)</i>	
<b>EXPENDITURE HEADS (REVENUE ACCOUNT) - contd.</b>				
<b>B Social Services - contd.</b>				
<b>(d) Information and Broadcasting</b>				
<b>2220</b>	<b>Information and Publicity</b>			
01	<i>Films</i>			
105	Production of Films	3,80,07	24,49	4,04,56
800	Other Expenditure	19,37		19,37
	<b>Total 01</b>	<b>3,99,44</b>	<b>24,49</b>	<b>4,23,93</b>
60	<i>Others</i>			
001	Direction and Administration	4,69,35	91,97	5,61,32
102	Information Centres	59,42	1,03	60,45
103	Press Information Services	90,50	67,62	1,58,12
106	Field Publicity	11,72,06	1,07,89	12,79,95
109	Photo Services	22,06		22,06
110	Publications	1,16,49	23,66	1,40,15
800	Other Expenditure	60,28	12,17	72,45
	<b>Total 60</b>	<b>19,90,16</b>	<b>3,04,34</b>	<b>22,94,50</b>
	<b>Total 2220</b>	<b>23,89,60</b>	<b>3,28,83</b>	<b>27,18,43</b>
	<b>Total (d) Information and Broadcasting</b>	<b>23,89,60</b>	<b>3,28,83</b>	<b>27,18,43</b>
<b>(e) Welfare of Scheduled Castes, Scheduled Tribes and Other Backward Classes</b>				
<b>2225</b>	<b>Welfare of Scheduled Castes, Scheduled Tribes and Other Backward Classes</b>			
01	<i>Welfare of Scheduled Castes</i>			
001	Direction and Administration	1,50,34	46,36	1,96,70
102	Economic Development	38,60	86,29,47	86,68,07
190	Assistance to Public Sector and Other Undertakings		17,00,00	17,00,00
196	Assistance to Zilla Panchayats	73,29,87	31,75,69	1,05,05,56
197	Assistance to Taluk Panchayats	79,25,72	1,00,87,34	1,80,13,06
277	Education	20,00	10,41,52	10,61,52
793	Special Central Assistance for Scheduled Caste Component Plan		27,44,91	27,44,91
800	Other Expenditure	3,96,42	52,40,67	56,37,09
	<b>Total 01</b>	<b>1,58,60,95</b>	<b>3,26,65,96</b>	<b>4,85,26,91</b>

STATEMENT NO.12 - DETAILED ACCOUNT OF EXPENDITURE BY MINOR HEADS - contd.

(Figures in italics represent Charged Expenditure)

Head	Actuals for 2006-07			
	Non-Plan	Plan	Total	
	(In thousands of rupees)			
(1)	(2)	(3)	(4)	
<b>EXPENDITURE HEADS (REVENUE ACCOUNT) - contd.</b>				
<b>B Social Services - contd.</b>				
<i>(e) Welfare of Scheduled Castes, Scheduled Tribes and Other Backward Classes - conclud.</i>				
<b>2225</b>	<b>Welfare of Scheduled Castes, Scheduled Tribes and Other Backward Classes - conclud.</b>			
02	<i>Welfare of Scheduled Tribes</i>			
001	Direction and Administration	11,68	50,39	62,07
190	Assistance to Public Sector and Other Undertakings		6,00,00	6,00,00
196	Assistance to Zilla Panchayats	18,50,28	21,47,07	39,97,35
197	Assistance to Taluk Panchayats	93,13	21,56,11	22,49,24
277	Education		1,82,60	1,82,60
283	Housing		21,17,44	21,17,44
794	Special Central Assistance for Tribal sub-Plan		31,21,38	31,21,38
800	Other Expenditure	3,72	37,14,82	37,18,54
	<b>Total 02</b>	<b>19,58,81</b>	<b>1,40,89,81</b>	<b>1,60,48,62</b>
03	<i>Welfare of Backward Classes</i>			
001	Direction and Administration	1,37,97	71,93	2,09,90
102	Economic Development		2,00,00	2,00,00
196	Assistance to Zilla Panchayats	1,15,28,89	35,13,68	1,50,42,57
197	Assistance to Taluk Panchayats	10,10,79	6,88,16	16,98,95
277	Education	27,99	51,23,84	51,51,83
800	Other Expenditure	90,35	56,01,47	56,91,82
	<b>Total 03</b>	<b>1,27,95,99</b>	<b>1,51,99,08</b>	<b>2,79,95,07</b>
	<b>Total 2225</b>	<b>3,06,15,75</b>	<b>6,19,54,85</b>	<b>9,25,70,60</b>
	<b>Total (e) Welfare of Scheduled Castes, Scheduled Tribes and Other Backward Classes</b>	<b>3,06,15,75</b>	<b>6,19,54,85</b>	<b>9,25,70,60</b>
<i>(f) Labour and Labour Welfare</i>				
<b>2230</b>	<b>Labour and Employment</b>			
01	<i>Labour</i>			
001	Direction and Administration	1,22,44		1,22,44
101	Industrial Relations	11,14,94	1,39,26	12,54,20
102	Working Conditions and Safety	2,57,21	29,10	2,86,31
103	General Labour Welfare	15,89	5,26,50	5,42,39
111	Social Security for Labour		2,47,30	2,47,30
198	Assistance to Grama Panchayats		30	30
	<b>Total 01</b>	<b>15,10,48</b>	<b>9,42,46</b>	<b>24,52,94</b>

**STATEMENT NO.12 - DETAILED ACCOUNT OF EXPENDITURE BY MINOR HEADS - contd.**  
(Figures in italics represent Charged Expenditure)

<i>Head</i>	<i>Actuals for 2006-07</i>			
	<i>Non-Plan</i>	<i>Plan</i>	<i>Total</i>	
	<i>(In thousands of rupees)</i>			
(1)	(2)	(3)	(4)	
<b>EXPENDITURE HEADS (REVENUE ACCOUNT) - contd.</b>				
<b>B Social Services - contd.</b>				
<i>(f) Labour and Labour Welfare - conclud.</i>				
<b>2230</b>	<b>Labour and Employment - conclud.</b>			
02	<i>Employment Service</i>			
001	Direction and Administration	2,53,59		2,53,59
101	Employment Services	3,79,18	33,43	4,12,61
796	Tribal area sub-plan		21,73	21,73
	<b>Total 02</b>	<b>6,32,77</b>	<b>55,16</b>	<b>6,87,93</b>
03	<i>Training</i>			
101	Industrial Training Institutes	25,80,31	35,76,89	61,57,20
196	Assistance to Zilla Panchayats	1,37,05	62,90	1,99,95
197	Assistance to Taluk Panchayats		37,00	37,00
	<b>Total 03</b>	<b>27,17,36</b>	<b>36,76,79</b>	<b>63,94,15</b>
	<b>Total 2230</b>	<b>48,60,61</b>	<b>46,74,41</b>	<b>95,35,02</b>
	<b>Total (f) Labour and Labour Welfare</b>	<b>48,60,61</b>	<b>46,74,41</b>	<b>95,35,02</b>
<i>(g) Social Welfare and Nutrition</i>				
<b>2235</b>	<b>Social Security and Welfare</b>			
02	<i>Social Welfare</i>			
001	Direction and Administration	3,44,57	1,12,41	4,56,98
101	Welfare of handicapped	1,03,25,79	6,28,07	1,09,53,86
102	Child Welfare	1,79,54	1,69,02,53	1,70,82,07
103	Women's Welfare		28,55,30	28,55,30
104	Welfare of aged, infirm and destitute		2,34,97	2,34,97
106	Correctional Services	11,61,01	2,49,39	14,10,40
196	Assistance to Zilla Panchayats	7,49,10	58,06,89	65,55,99
197	Assistance to Taluk Panchayats	39,65	1,31,77,67	1,32,17,32
	<b>Total 02</b>	<b>1,27,99,66</b>	<b>3,99,67,23</b>	<b>5,27,66,89</b>



**STATEMENT NO.12 - DETAILED ACCOUNT OF EXPENDITURE BY MINOR HEADS - contd.**  
(Figures in italics represent Charged Expenditure)

Head	Actuals for 2006-07			Total
	Non-Plan	Plan		
	(In thousands of rupees)			
(1)	(2)	(3)	(4)	
<b>EXPENDITURE HEADS (REVENUE ACCOUNT) - contd.</b>				
<b>B Social Services - contd.</b>				
<i>(g) Social Welfare and Nutrition – contd.</i>				
<b>2235 Social Security and Welfare – conold.</b>				
<i>60 Other Social Security and Welfare Programmes</i>				
102	Pensions under Social Security Schemes	1,60,36,73	1,46,98,29	3,07,35,02
107	Swatantrata Sainik Samman Pension Scheme	18,16,65		18,16,65
110	Other Insurance Schemes	11,61,65		11,61,65
200	Other Programmes	7,89,22		7,89,22
800	Other Expenditure	30,56		30,56
902	Deduct – Amount met from State Government Insurance Fund	(-) 11,61,65		(-) 11,61,65
	<b>Total 60</b>	<b>1,86,73,16</b>	<b>1,46,98,29</b>	<b>3,33,71,45</b>
	<b>Total 2235</b>	<b>3,14,72,82</b>	<b>5,46,65,52</b>	<b>8,61,38,34</b>
<b>2236 Nutrition</b>				
<i>02 Distribution of nutritious food and beverages</i>				
197	Assistance to Taluk Panchayats	1,29,09,83	82,24,21	2,11,34,04
	<b>Total 02</b>	<b>1,29,09,83</b>	<b>82,24,21</b>	<b>2,11,34,04</b>
	<b>Total 2236</b>	<b>1,29,09,83</b>	<b>82,24,21</b>	<b>2,11,34,04</b>
<b>2245 Relief on Account of Natural Calamities</b>				
<i>01 Drought</i>				
102	Drinking Water Supply	12,00,00		12,00,00
104	Supply of Fodder	1,50,00		1,50,00
800	Other Expenditure	2,63,50,00		2,63,50,00
	<b>Total 01</b>	<b>2,77,00,00</b>		<b>2,77,00,00</b>
<i>02 Floods, Cyclones etc.</i>				
110	Assistance for repairs and restoration of damaged water supply, drainage and sewerage works	2,07,25,77		2,07,25,77
	<b>Total 02</b>	<b>2,07,25,77</b>		<b>2,07,25,77</b>

**STATEMENT NO.12 - DETAILED ACCOUNT OF EXPENDITURE BY MINOR HEADS - contd.**  
(*Figures in italics represent Charged Expenditure*)

<i>Head</i>	<i>Actuals for 2006-07</i>		
	<i>Non-Plan</i>	<i>Plan</i>	<i>Total</i>
	<i>(In thousands of rupees)</i>		
<i>(1)</i>	<i>(2)</i>	<i>(3)</i>	<i>(4)</i>
<b>EXPENDITURE HEADS (REVENUE ACCOUNT) - contd.</b>			
<b>B Social Services - conclud.</b>			
<i>(g) Social Welfare and Nutrition - conclud.</i>			
<b>2245</b>	<b>Relief on Account of Natural Calamities - conclud.</b>		
<i>05</i>	<i>Calamity Relief Fund</i>		
101	Transfers to Reserve Funds / Deposit Account - Calamity Relief Fund		
	5,29,05,00		5,29,05,00
901	Deduct amount met from Calamity Relief Fund		
	(-) 4,01,61,25		(-) 4,01,61,25
<b>Total 05</b>	<b>1,27,43,75</b>		<b>1,27,43,75</b>
<i>80</i>	<i>General</i>		
101	Centre for Training in disaster preparedness		
	45,27		45,27
<b>Total 80</b>	<b>45,27</b>		<b>45,27</b>
<b>Total 2245</b>	<b>6,12,14,79</b>		<b>6,12,14,79</b>
<b>Total (g) Social Welfare and Nutrition</b>	<b>10,55,97,44</b>	<b>6,28,89,73</b>	<b>16,84,87,17</b>
<i>(h) Others</i>			
<b>2250</b>	<b>Other Social Services</b>		
102	Administration of Religious and Charitable Endowments Acts		
	21,84,69		21,84,69
103	Upkeep of Shrines, Temples etc.		
	1,21,20	25,00,00	26,21,20
800	Other Expenditure		
	30,37,47		30,37,47
<b>Total 2250</b>	<b>53,43,36</b>	<b>25,00,00</b>	<b>78,43,36</b>
<b>2251</b>	<b>Secretariat - Social Services</b>		
090	Secretariat		
	9,84,71		9,84,71
<b>Total 2251</b>	<b>9,84,71</b>		<b>9,84,71</b>
<b>Total (h) Others</b>	<b>63,28,07</b>	<b>25,00,00</b>	<b>88,28,07</b>
<b>Total B. Social Services</b>	<b>67,28,54,89</b>	<b>42,08,15,99</b>	<b>109,36,70,88</b>

STATEMENT NO.12 - DETAILED ACCOUNT OF EXPENDITURE BY MINOR HEADS - contd.

(Figures in italics represent Charged Expenditure)

		<i>Actuals for 2006-07</i>		
<i>Head</i>	<i>Non-Plan</i>	<i>Plan</i>	<i>Total</i>	
(1)	(2)	(3)	(4)	
<i>(In thousands of rupees)</i>				
<b>EXPENDITURE HEADS (REVENUE ACCOUNT) - contd.</b>				
<b>C Economic Services</b>				
<b>(a) Agriculture and Allied Activities</b>				
<b>2401 Crop Husbandry</b>				
001	Direction and Administration	32,78,58	4,88,15	
		70		37,67,43
103	Seeds	2,18,22	87,00,00	89,18,22
104	Agricultural Farms	1,11,03		1,11,03
105	Manures and Fertilisers	8,94,52	98,18	9,92,70
107	Plant Protection	94,19	3,96,06	4,90,25
108	Commercial Crops		15,98,93	15,98,93
109	Extension and Farmers' Training	5,00,64	8,50,48	13,51,12
110	Crop Insurance	7,90,37		7,90,37
112	Development of Pulses		1,66,95	1,66,95
114	Development of Oil Seeds		3,78,01	3,78,01
119	Horticulture and Vegetable Crops		15,39,81	15,39,81
196	Assistance to Zilla Panchayats	51,68,02	99,31,27	1,50,99,29
197	Assistance to Taluk Panchayats	53,98,42	2,71,65	56,70,07
800	Other Expenditure	18,83,72	1,44,19,16	1,63,02,88
<b>Total 2401</b>		<b>1,83,37,71</b>	<b>3,88,38,65</b>	
		70		5,71,77,06
<b>2402 Soil and Water Conservation</b>				
101	Soil Survey and Testing	68,64		68,64
102	Soil Conservation	5,44,79	61,35,94	66,80,73
109	Extension and Training	57,88	70,55	1,28,43
196	Assistance to Zilla Panchayats	17,40,15	19,00,55	36,40,70
197	Assistance to Taluk Panchayats	20,44		20,44
198	Assistance to Grama Panchayats		45,30,33	45,30,33
<b>Total 2402</b>		<b>24,31,90</b>	<b>1,26,37,37</b>	<b>1,50,69,27</b>
<b>2403 Animal Husbandry</b>				
001	Direction and Administration	8,45,29	5,12,29	
		20		13,57,78
101	Veterinary Services and Animal Health	2,41,21	9,84,33	12,25,54
102	Cattle and Buffalo Development	90,73	2,23,63	3,14,36
103	Poultry Development	1,61,15	84,91	2,46,06
104	Sheep and Wool Development	1,19,43	7,70,00	8,89,43
105	Piggery Development	30,52		30,52

STATEMENT NO.12 - DETAILED ACCOUNT OF EXPENDITURE BY MINOR HEADS - contd.

(Figures in italics represent Charged Expenditure)

Head	Actuals for 2006-07			Total
	Non-Plan	Plan		
	(In thousands of rupees)			
(1)	(2)	(3)	(4)	
<b>EXPENDITURE HEADS (REVENUE ACCOUNT) - contd.</b>				
<b>C Economic Services - contd.</b>				
<b>(a) Agriculture and Allied Activities - contd.</b>				
<b>2403</b>	<b>Animal Husbandry - conclud.</b>			
107	Fodder and Feed Development	4,67		4,67
109	Extension and Training	51,29	36,10	87,39
113	Administrative Investigation and Statistics	52,46	92,67	1,45,13
195	Assistance to Animal Husbandry Cooperatives		15,00	15,00
196	Assistance to Zilla Panchayats	55,05,07	8,00,37	63,05,44
197	Assistance to Taluk Panchayats	47,90,83	28,32,46	76,23,29
796	Tribal area sub-plan		37,64	37,64
800	Other Expenditure	18,88,26	18,63,50	37,51,76
	<b>Total 2403</b>	<b>1,37,80,91</b>	<b>82,52,90</b>	<b>2,20,34,01</b>
		<i>20</i>		
<b>2404</b>	<b>Dairy Development</b>			
191	Assistance to Co-operatives and other Bodies	10,99,99	4,24,98	15,24,97
	<b>Total 2404</b>	<b>10,99,99</b>	<b>4,24,98</b>	<b>15,24,97</b>
<b>2405</b>	<b>Fisheries</b>			
001	Direction and Administration	2,82,35	27,84	3,10,19
101	Inland Fisheries	1,19,83	2,44,96	3,64,79
103	Marine Fisheries	90,84	7,41,15	8,31,99
109	Extension and Training	17,08	8,00	25,08
110	Mechanisation and improvement of Fish Crafts	1,57		1,57
120	Fisheries Cooperatives		5,12,75	5,12,75
196	Assistance to Zilla Panchayats	6,25,00	3,42,17	9,67,17
796	Tribal area sub-plan		11,42	11,42
800	Other Expenditure		10,99,40	10,99,40
	<b>Total 2405</b>	<b>11,36,67</b>	<b>29,87,69</b>	<b>41,24,36</b>

**STATEMENT NO.12 - DETAILED ACCOUNT OF EXPENDITURE BY MINOR HEADS - contd.**  
(Figures in italics represent Charged Expenditure)

<i>Head</i>	<i>Actuals for 2006-07</i>		<i>Total</i>
	<i>Non-Plan</i>	<i>Plan</i>	
(1)	(2)	(3)	(4)
<b>EXPENDITURE HEADS (REVENUE ACCOUNT) - contd.</b>			
<b>C Economic Services - contd.</b>			
<b>(a) Agriculture and Allied Activities - contd.</b>			
<b>2406 Forestry and Wild Life</b>			
<i>01 Forestry</i>			
001	Direction and Administration	91,83,60	
		28,21	92,11,81
003	Education and Training	1,62,49	1,62,49
004	Research	3,30,66	11,85
			3,42,51
005	Survey and Utilization of Forest Resources	4,62,70	18,49
			4,81,19
070	Communications and Buildings	52,05	52,05
101	Forest Conservation, Development and Regeneration	32,51,43	5,94,63
			38,46,06
102	Social and Farm Forestry	7,09,30	91,66,61
			98,75,91
105	Forest Produce	21,14,47	
			21,14,47
196	Assistance to Zilla Panchayats		18,89,36
			18,89,36
198	Assistance to Grama Panchayats		1,29,80
			1,29,80
796	Tribal area sub-plan		15,85
			15,85
797	Transfers to Reserve Funds and Deposit Accounts	10,25,83	
			10,25,83 (c)
800	Other Expenditure		4,98
			4,98
902	Deduct-Amount met from Karnataka Forest Development Fund	(-) 13,28,69	(-) 13,28,69
<b>Total 01</b>		<b>1,49,38,01</b>	<b>1,18,31,57</b>
		<b>10,54,04</b>	<b>2,78,23,62</b>
<i>02 Environmental Forestry and Wild Life</i>			
110	Wild Life Preservation	18,53,30	20,05,95
			38,59,25
111	Zoological park	1,96,00	1,96,00
112	Public Gardens	6,82,75	2,38,45
			9,21,20
797	Transfers to Reserve Funds and Deposit Accounts	3,44,81	
			3,44,81 (d)
902	Deduct Amount met from PAM Fund	(-) 1,95,00	(-) 1,95,00
<b>Total 02</b>		<b>28,81,84</b>	<b>22,44,40</b>
<b>Total 2406</b>		<b>1,78,19,85</b>	<b>1,40,75,97</b>
		<b>10,54,04</b>	<b>3,29,49,86</b>

(c) Amount transferred to Karnataka Forest Development Fund.

(d) Amount transferred to Protected Area Management Fund.

**STATEMENT NO.12 - DETAILED ACCOUNT OF EXPENDITURE BY MINOR HEADS - contd.**  
(Figures in italics represent Charged Expenditure)

<i>Head</i>	<i>Actuals for 2006-07</i>			<i>Total</i>
	<i>Non-Plan</i>	<i>Plan</i>		
(1)	(2)	(3)	(4)	
<b>EXPENDITURE HEADS (REVENUE ACCOUNT) - contd.</b>				
<b>C Economic Services - contd.</b>				
<b>(a) Agriculture and Allied Activities - conclud.</b>				
<b>2408</b>	<b>Food, Storage and Warehousing</b>			
01	<i>Food</i>			
001	Direction and Administration	18,41,87		18,41,87
102	Food Subsidies	7,49,65,60		7,49,65,60
	<b>Total 01 / Total 2408</b>	<b>7,68,07,47</b>		<b>7,68,07,47</b>
<b>2415</b>	<b>Agricultural Research and Education</b>			
01	<i>Crop Husbandry</i>			
004	Research		25,00,00	25,00,00
277	Education	75,41,02	37,00,00	1,12,41,02
	<b>Total 01 / Total 2415</b>	<b>75,41,02</b>	<b>62,00,00</b>	<b>1,37,41,02</b>
<b>2425</b>	<b>Co-operation</b>			
001	Direction and Administration	20,90,78	77,80	21,68,58
003	Training	20,80		20,80
101	Audit of Co-operatives	18,61,67	28,61	18,90,28
107	Assistance to credit co-operatives	7,63,02,45	76,50,00	8,39,52,45
108	Assistance to other co-operatives	17,48	22,70,87	22,88,35
196	Assistance to Zilla Panchayats		2,14,59	2,14,59
197	Assistance to Taluk Panchayats		1,20,91	1,20,91
	<b>Total 2425</b>	<b>8,02,93,18</b>	<b>1,03,62,78</b>	<b>9,06,55,96</b>
	<b>Total (a) Agriculture and Allied Activities</b>	<b>21,92,48,70</b>	<b>9,37,80,34</b>	<b>31,40,83,98</b>
		<b>10,54,94</b>		
<b>(b) Rural Development</b>				
<b>2501</b>	<b>Special Programmes for Rural Development</b>			
01	<i>Integrated Rural Development Programme</i>			
197	Assistance to Taluk Panchayats	12,07,55		12,07,55
198	Assistance to Grama Panchayats		42,04,65	42,04,65
	<b>Total 01</b>	<b>12,07,55</b>	<b>42,04,65</b>	<b>54,12,20</b>
04	<i>Integrated Rural Energy Planning Programme</i>			
105	Project Implementation		81,45	81,45
	<b>Total 04</b>		<b>81,45</b>	<b>81,45</b>
05	<i>Waste Land Development</i>			
101	National Waste Land Development Programme		24,87	24,87
	<b>Total 05</b>		<b>24,87</b>	<b>24,87</b>
	<b>Total 2501</b>	<b>12,07,55</b>	<b>43,10,97</b>	<b>55,18,52</b>

**STATEMENT NO.12 - DETAILED ACCOUNT OF EXPENDITURE BY MINOR HEADS - contd.**  
(Figures in italics represent Charged Expenditure)

Head	Actuals for 2006-07		
	Non-Plan	Plan	Total
	(In thousands of rupees)		
(1)	(2)	(3)	(4)
<b>EXPENDITURE HEADS (REVENUE ACCOUNT) - contd.</b>			
<b>C Economic Services - contd.</b>			
<b>2505 Rural Employment</b>			
<i>(b) Rural Development - conclud.</i>			
<i>60 Other programmes</i>			
196 Assistance to Zilla Panchayats		18,34,91	18,34,91
197 Assistance to Taluk Panchayats		20,77,34	20,77,34
198 Assistance to Grama Panchayats		36,56,46	36,56,46
<b>Total 60 / Total 2505</b>		<b>75,68,71</b>	<b>75,68,71</b>
<b>2506 Land Reforms</b>			
101 Regulation of Land Holding and Tenancy	3,58,55	1,41,81	5,00,36
800 Other Expenditure		6,70	6,70
<b>Total 2506</b>	<b>3,58,55</b>	<b>1,48,51</b>	<b>5,07,06</b>
<b>2515 Other Rural Development Programmes</b>			
001 Direction and Administration	49,55		49,55
101 Panchayati Raj	5,64,19	64,74,77	70,38,96
102 Community Development		1,25,64	1,25,64
196 Assistance to Zilla Panchayats	44,05,30	25,18,40	69,23,70
197 Assistance to Taluk Panchayats	1,24,62,86	5,67,42	1,30,30,28
198 Assistance to Grama Panchayats	1,24,32,00	2,82,60,00	4,06,92,00
800 Other Expenditure		92,12,14	92,25,10
	<i>12,96</i>		
<b>Total 2515</b>	<b>2,99,13,90</b>	<b>4,71,58,37</b>	
	<i>12,96</i>		<b>7,70,85,23</b>
<b>Total (b) Rural Development</b>	<b>3,14,80,00</b>	<b>5,91,86,56</b>	
	<i>12,96</i>		<b>9,06,79,52</b>
<i>(c) Special Areas Programmes</i>			
<b>2551 Hill Areas</b>			
<i>01 Western Ghats</i>			
001 Direction and Administration		18,08	18,08
198 Assistance to Grama Panchayats		14,88,51	14,88,51
<b>Total 01/Total 2551</b>		<b>15,06,59</b>	<b>15,06,59</b>

STATEMENT NO.12 - DETAILED ACCOUNT OF EXPENDITURE BY MINOR HEADS - contd.  
(Figures in italics represent Charged Expenditure)

Head	Actuals for 2006-07			Total
	Non-Plan	Plan		
	(In thousands of rupees)			
(1)	(2)	(3)	(4)	
<b>EXPENDITURE HEADS (REVENUE ACCOUNT) - contd.</b>				
<b>C Economic Services - contd.</b>				
<b>(c) Special Areas Programmes - conclud.</b>				
2575	Other Special Area Programmes			
02	Backward Areas			
800	Other Expenditure			30,06,61
	<b>Total 02</b>			<b>30,06,61</b>
60	Others			
265	Special Areas Programmes			3,03,38,35
	<b>Total 60</b>			<b>3,03,38,35</b>
	<b>Total 2575</b>			<b>3,03,38,35</b>
	<b>Total (c) Special Areas Programmes</b>			<b>45,13,20</b>
				<b>3,48,51,55</b>
<b>(d) Irrigation and Flood Control</b>				
2701	Major and Medium Irrigation			
01	Major Irrigation - Commercial			
001	Direction and Administration			9,45,22
053	Maintenance and Repairs			33,79,57
800	Other Expenditure			6,91,70
	<b>Total 01</b>			<b>50,16,49</b>
03	Medium Irrigation - Commercial			
001	Direction and Administration			31,59
053	Maintenance and Repairs			3,30,28
	<b>Total 03</b>			<b>3,61,87</b>
80	General			
001	Direction and Administration			1,10,93
003	Training			7,59
004	Research			3,72,18
005	Survey and Investigation			8,65,64
800	Other Expenditure			2,85,15
	<b>Total 80</b>			<b>11,50,79</b>
	<b>Total 2701</b>			<b>76,66,93</b>
				<b>3,11,80</b>
				<b>79,78,73</b>

(e) Includes Rs.14,37 thousand being the expenditure relating 2005-06 in respect of Tungabhadra Board, which had remained under 'Reserve Bank Suspense - Central Accounts Office' for want of details has been cleared now.



STATEMENT NO.12 - DETAILED ACCOUNT OF EXPENDITURE BY MINOR HEADS - contd.

(Figures in italics represent Charged Expenditure)

Head	Actuals for 2006-07			Total
	Non-Plan	Plan		
	(In thousands of rupees)			
(1)	(2)	(3)	(4)	
<b>EXPENDITURE HEADS (REVENUE ACCOUNT) - contd.</b>				
<b>C Economic Services – contd.</b>				
<b>(d) Irrigation and Flood Control - contd.</b>				
<b>2702 Minor Irrigation</b>				
<i>01 Surface Water</i>				
101	Water Tanks	40,37,69		40,37,69
102	Lift Irrigation Schemes	23,34,42		23,34,42
	<b>Total 01</b>	<b>63,72,11</b>		<b>63,72,11</b>
<i>02 Ground Water</i>				
001	Direction and Administration		2,50	2,50
005	Investigation	4,99,58	2,80,78	7,80,36
789	Special Component Plan for Scheduled Castes	1,01		1,01
	<b>Total 02</b>	<b>5,00,59</b>	<b>2,83,28</b>	<b>7,83,87</b>
<i>80 General</i>				
001	Direction and Administration	18,07,90	16,53,66	34,61,56
005	Investigation	2,63,24		2,63,24
052	Machinery and Equipments	2,79,02		2,79,02
196	Assistance to Zilla Panchayats	16,00,16	13,25	16,13,41
198	Assistance to Grama Panchayats		66,23	66,23
799	Suspense	11,43,24		11,43,24
800	Other Expenditure	27,87	14,58	42,45
	<b>Total 80</b>	<b>51,21,43</b>	<b>17,47,72</b>	<b>68,69,15</b>
	<b>Total 2702</b>	<b>1,19,94,13</b>	<b>20,31,00</b>	<b>1,40,25,13</b>
<b>2705 Command Area Development</b>				
001	Direction and Administration		4,83	4,83
201	Tungabhadra Project		8,05,22	8,05,22
202	Malaprabha and Ghataprabha Project		14,05,80	14,05,80
203	Cauvery Basin Project		5,30,38	5,30,38
204	Upper Krishna Project		30,64,95	30,64,95
205	Bhadra Project		8,31,25	8,31,25
206	CADA Gulbarga		6,69,32	6,69,32
800	Other Expenditure		66,68	66,68
	<b>Total 2705</b>		<b>73,78,43</b>	<b>73,78,43</b>

STATEMENT NO.12 - DETAILED ACCOUNT OF EXPENDITURE BY MINOR HEADS - contd.  
(Figures in italics represent Charged Expenditure)

Head	Actuals for 2006-07			Total
	Non-Plan	Plan	(In thousands of rupees)	
(1)	(2)	(3)	(4)	
<b>EXPENDITURE HEADS (REVENUE ACCOUNT) - contd.</b>				
<b>C Economic Services - contd.</b>				
<b>(d) Irrigation and Flood Control - conclud.</b>				
2711	Flood Control and Drainage			
02	Anti-sea Erosion Projects			
103	Civil Works	59,43		59,43
	<i>Total 02 / Total 2711</i>	<i>59,43</i>		<i>59,43</i>
	<i>Total (d) Irrigation and Flood Control</i>	<i>1,97,20,49</i>	<i>97,21,23</i>	<i>2,94,41,72</i>
<b>(e) Energy</b>				
2801	Power			
80	General			
101	Assistance to Electricity Boards	23,69,71,47		23,71,41,47
		1,70,00		1,70,00
800	Other Expenditure		27,22,00	27,22,00
	<i>Total 80 / Total 2801</i>	<i>23,69,71,47</i>	<i>27,22,00</i>	<i>23,98,63,47</i>
		<i>1,70,00</i>		<i>23,98,63,47</i>
2810	Non-Conventional Sources of Energy			
01	Bio-Energy			
001	Direction and Administration		12,94	12,94
	<i>Total 01</i>		<i>12,94</i>	<i>12,94</i>
60	Others			
198	Assistance to Grama Panchayats		3,24,24	3,24,24
	<i>Total 60</i>		<i>3,24,24</i>	<i>3,24,24</i>
	<i>Total 2810</i>		<i>3,37,18</i>	<i>3,37,18</i>
	<i>Total (e) Energy</i>	<i>23,69,71,47</i>	<i>30,59,18</i>	<i>24,02,00,65</i>
		<i>1,70,00</i>		<i>24,02,00,65</i>

**STATEMENT NO.12 - DETAILED ACCOUNT OF EXPENDITURE BY MINOR HEADS - contd.**  
(Figures in italics represent Charged Expenditure)

Head	Actuals for 2006-07			Total
	Non-Plan	Plan		
(1)	(2)	(3)	(4)	
<b>EXPENDITURE HEADS (REVENUE ACCOUNT) - contd.</b>				
<b>C Economic Services - contd.</b>				
<i>(f) Industry and Minerals</i>				
<b>2851</b>	<b>Village and Small Industries</b>			
001	Direction and Administration	20,86		20,86
102	Small Scale Industries	35,54,64	62,50,03	98,04,67
103	Handloom Industries	1,58,46	61,15,73	62,74,19
105	Khadi and Village Industries	6,79,97		6,79,97
106	Coir Industries		91,32	91,32
107	Sericulture Industries	62,02,95	29,00,97	91,03,92
108	Powerloom Industries		25,00	25,00
196	Assistance to Zilla Panchayats	43,15,20	9,76,91	52,92,11
197	Assistance to Taluk Panchayats		43,54	43,54
200	Other Village Industries	1,02,52		1,02,52
797	Transfers to Reserve Fund/Deposit Accounts		19,15,08	19,15,08 (f)
902	Deduct - Amount met from Karnataka Silk Worm Seed Cocoon and Silk Yarn Development Price Stabilisation Fund		(-) 3,49,15	(-) 3,49,15
<b>Total 2851</b>		<b>1,50,34,60</b>	<b>1,79,69,43</b>	<b>3,30,04,03</b>
<b>2852</b>	<b>Industries</b>			
06	<i>Engineering Industries</i>			
103	Other Engineering Industries	17,84		17,84
<b>Total 06</b>		<b>17,84</b>		<b>17,84</b>
08	<i>Consumer Industries</i>			
201	Sugar	43,06	1,12,61	1,55,67
209	Government Silk Filature, Kollegal	2,17,73		2,17,73
210	Government Silk Filature, Santhemarahalli	2,35,64		2,35,64
211	Government Silk Filature, Chamarajanagar	1,88,77		1,88,77
212	Government Silk Filature, Mamballi	2,26,76		2,26,76
213	Government Silk Twisting and Weaving Factory, Mudigundam	81,96		81,96
<b>Total 08</b>		<b>9,93,92</b>	<b>1,12,61</b>	<b>11,06,53</b>
80	<i>General</i>			
001	Direction and Administration	2,19,15		2,19,15
003	Industrial Education-Research and Training	30,51	1,05,00	1,35,51
196	Assistance to Zilla Panchayats	2,75,27		2,75,27
789	Special Component Plan for Scheduled Castes		25,00	25,00
796	Tribal area sub-plan		70,00	70,00
800	Other Expenditure		8,47,75	8,47,75
<b>Total 80</b>		<b>5,24,93</b>	<b>10,47,75</b>	<b>15,72,68</b>
<b>Total 2852</b>		<b>15,36,69</b>	<b>11,60,36</b>	<b>26,97,05</b>

(f) Amount transferred to Karnataka Silk Worm Seed Cocoon and Silk Yarn Development Price Stabilisation Fund.

STATEMENT NO.12 - DETAILED ACCOUNT OF EXPENDITURE BY MINOR HEADS - contd.  
(Figures in italics represent Charged Expenditure)

Head	Actuals for 2006-07			Total
	Non-Plan	Plan		
	(In thousands of rupees)			
(1)	(2)	(3)	(4)	
<b>EXPENDITURE HEADS (REVENUE ACCOUNT) - contd.</b>				
<b>C Economic Services - contd.</b>				
<b>(f) Industry and Minerals - conclud.</b>				
<b>2853</b>	<b>Non-Ferrous Mining and Metallurgical Industries</b>			
02	<i>Regulation and Development of Mines</i>			
001	Direction and Administration	3,41,94		3,41,94
003	Training	63,08		63,08
102	Mineral Exploration	1,09,80	1,70,23	2,80,03
	<b>Total 02/Total 2853</b>	<b>5,14,82</b>	<b>1,70,23</b>	<b>6,85,05</b>
<b>2885</b>	<b>Other Outlays on Industries and Minerals</b>			
01	<i>Industrial Financial Institutions</i>			
101	Assistance to Industrial financial Institutions		2,00,00	2,00,00
	<b>Total 01/Total 2885</b>		<b>2,00,00</b>	<b>2,00,00</b>
	<b>Total (f) Industry and Minerals</b>	<b>1,70,86,11</b>	<b>1,95,00,02</b>	<b>3,65,86,13</b>
<b>(g) Transport</b>				
<b>3051</b>	<b>Ports and Light Houses</b>			
02	<i>Minor Ports</i>			
102	Port Management	3,22,12		3,22,12
	<b>Total 02/Total 3051</b>	<b>3,22,12</b>		<b>3,22,12</b>
<b>3053</b>	<b>Civil Aviation</b>			
80	<i>General</i>			
003	Training and Education	69,10		69,10
	<b>Total 80/Total 3053</b>	<b>69,10</b>		<b>69,10</b>
<b>3054</b>	<b>Roads and Bridges</b>			
01	<i>National Highways</i>			
001	Direction and Administration	2,55,55		2,55,55
052	Machinery and Equipment	1,44,88		1,44,88
337	Roadworks	10,26,25		10,26,25
799	Suspense	18,55		18,55
	<b>Total 01</b>	<b>14,45,23</b>		<b>14,45,23</b>
03	<i>State Highways</i>			
001	Direction and Administration	4,29,88		4,29,88
102	Bridges	30,67,86		30,67,86
337	Roadworks	2,18,78,57		2,18,78,57
	<b>Total 03</b>	<b>2,53,76,31</b>		<b>2,53,76,31</b>

**STATEMENT NO.12 - DETAILED ACCOUNT OF EXPENDITURE BY MINOR HEADS - contd.**  
(Figures in italics represent Charged Expenditure)

Head	Actuals for 2006-07		
	Non-Plan	Plan	Total
	(In thousands of rupees)		
(1)	(2)	(3)	(4)
<b>EXPENDITURE HEADS (REVENUE ACCOUNT) - contd.</b>			
<b>C Economic Services - contd.</b>			
<b>(g) Transport - conclud.</b>			
<b>3054</b>	<b>Roads and Bridges conclud.</b>		
04	<i>District and Other Roads</i>		
105	1,92,23,26		1,92,23,26
337		3,87,48,03	3,87,48,03
800	17,14,27		17,14,27
	<b>2,09,37,53</b>	<b>3,87,48,03</b>	<b>5,96,85,56</b>
80	<i>General</i>		
196	85,69,54	1,91,76,77	2,77,46,31
197		2,33,65	2,33,65
797	1,38,90,70		1,38,90,70 (g)
800	1,63,50		1,63,50
	<b>2,26,23,74</b>	<b>1,94,10,42</b>	<b>4,20,34,16</b>
	<b>7,03,82,81</b>	<b>5,81,58,45</b>	<b>12,85,41,26</b>
<b>3055</b>	<b>Road Transport</b>		
800	2,72,77,47		2,72,77,47
	<b>2,72,77,47</b>		<b>2,72,77,47</b>
<b>3056</b>	<b>Inland Water Transport</b>		
001	1,45,57		1,45,57
800	42,91		42,91
	<b>1,88,48</b>		<b>1,88,48</b>
	<b>9,82,39,98</b>	<b>5,81,58,45</b>	<b>15,63,98,43</b>
<b>(i) Science Technology and Environment</b>			
<b>3425</b>	<b>Other Scientific Research</b>		
60	<i>Others</i>		
196		43,21	43,21
200	1,00	2,69,70	2,70,70
600		1,00,00	1,00,00
	<b>1,00</b>	<b>4,12,91</b>	<b>4,13,91</b>

(g) Amount transferred to 'Other Deposits - Subventions from Central Road Fund'.

**STATEMENT NO.12 - DETAILED ACCOUNT OF EXPENDITURE BY MINOR HEADS - contd.**  
(Figures in italics represent Charged Expenditure)

Head	Actuals for 2006-07			Total
	Non-Plan	Plan		
	(In thousands of rupees)			
(1)	(2)	(3)	(4)	
<b>EXPENDITURE HEADS (REVENUE ACCOUNT) - contd.</b>				
<b>C Economic Services - contd.</b>				
<i>(i) Science Technology and Environment – conclud.</i>				
<b>3435</b>	<b>Ecology and Environment</b>			
03	<i>Environmental Research and Ecological Regeneration</i>			
003			7,55,11	7,55,11
	<b>Total 03</b>		<b>7,55,11</b>	<b>7,55,11</b>
04	<i>Prevention and Control of Pollution</i>			
103			8,33	8,33
	<b>Total 04</b>		<b>8,33</b>	<b>8,33</b>
60	<i>Others</i>			
800			4,55,98	4,55,98
	<b>Total 60</b>		<b>4,55,98</b>	<b>4,55,98</b>
	<b>Total 3435</b>		<b>12,19,42</b>	<b>12,19,42</b>
	<b>Total (i) Science Technology and Environment</b>	<b>1,00</b>	<b>16,32,33</b>	<b>16,33,33</b>
<i>(j) General Economic Services</i>				
<b>3451</b>	<b>Secretariat - Economic Services</b>			
090	Secretariat	15,08,79	13,63,23	28,72,02
091	Attached Offices	57,28	19,71	76,99
101	Planning Commission/Planning Board	1,52,50		1,52,50
196	Assistance to Zilla Panchayats	5,49,29	87,80	6,37,09
800	Other Expenditure	22,32,00	3,16	22,35,16
	<b>Total 3451</b>	<b>44,99,86</b>	<b>14,73,90</b>	<b>59,73,76</b>
<b>3452</b>	<b>Tourism</b>			
01	<i>Tourist Infrastructure</i>			
101	Tourist Centre		74,85	74,85
800	Other Expenditure		12,99,17	12,99,17
	<b>Total 01</b>		<b>13,74,02</b>	<b>13,74,02</b>
80	<i>General</i>			
001	Direction and Administration	77,09	90,48	1,67,57
104	Promotion and Publicity	79,64	33,67,93	34,47,57
	<b>Total 80</b>	<b>1,56,73</b>	<b>34,58,41</b>	<b>36,15,14</b>
	<b>Total 3452</b>	<b>1,56,73</b>	<b>48,32,43</b>	<b>49,89,16</b>

**STATEMENT NO.12 - DETAILED ACCOUNT OF EXPENDITURE BY MINOR HEADS - contd.**  
(Figures in italics represent Charged Expenditure)

Head	Non-Plan	Actuals for 2006-07	
		Plan	Total
		(In thousands of rupees)	
(1)	(2)	(3)	(4)
<b>EXPENDITURE HEADS (REVENUE ACCOUNT) – contd</b>			
<b>C Economic Services – conclud.</b>			
<i>(j) General Economic Services – conclud.</i>			
<b>3454</b>	<b>Census Surveys and Statistics</b>		
02	<i>Surveys and Statistics</i>		
110	60,99	10,00	70,99
111	3,36		3,36
203	1,15,00		1,15,00
204	9,38,30	3,99,30	13,37,60
800	84,27		84,27
	<b>Total 02 / Total 3454</b>	<b>12,01,92</b>	<b>16,11,22</b>
<b>3455</b>	<b>Meteorology</b>		
200		50,00	50,00
	<b>Total 3455</b>	<b>50,00</b>	<b>50,00</b>
<b>3456</b>	<b>Civil Supplies</b>		
001	Direction and Administration		
104	37,80		37,80
196		19,91	19,91
797	1,92,75		1,92,75 (h)
800	3,13,31	1,81,07	4,94,38
902			
	Fund	(-) 37,80	(-) 37,80
	<b>Total 3456</b>	<b>5,06,06</b>	<b>7,07,04</b>
<b>3475</b>	<b>Other General Economic Services</b>		
106	5,92,73	38,37	6,31,10
107	31,41,65	10,70,00	42,11,65
108		4,72,32	4,72,32
196		50,48	50,48
200	34,98		34,98
797		3,57,17,00	3,57,17,00 (j)
800	2,57,00,00	6,00,00,00	8,57,00,00 (j)
	<b>Total 3475</b>	<b>9,73,48,17</b>	<b>12,68,17,53</b>
	<b>Total (j) General Economic Services</b>	<b>10,43,14,78</b>	<b>14,01,48,71</b>
	<b>Total C. Economic Services</b>	<b>35,38,66,09</b>	
	<i>12,37,90</i>		<b>104,40,24,02</b>

(h) Amount transferred to Consumer Welfare Fund.

(j) Amount transferred to Infrastructure Initiative Fund (Rs.5,45,59,00,000) B M R T L Fund (Rs.2,68,00,00,000), Rural Road development Fund (Rs.1,43,58,00,000) and Fiscal Management Fund (Rs.2,57,00,00,000).

STATEMENT NO.12 - DETAILED ACCOUNT OF EXPENDITURE BY MINOR HEADS - contd.  
(Figures in italics represent Charged Expenditure)

Head	Actuals for 2006-07			Total
	Non-Plan	Plan		
(1)	(2)	(3)	(4)	
<b>EXPENDITURE HEADS (REVENUE ACCOUNT) - conclud</b>				
<b>D</b>	<b>Grants-In-Aid and Contributions</b>			
<b>3604</b>	<b>Compensation and Assignments to Local Bodies and Panchayati Raj Institutions</b>			
191	Assistance to Local Bodies and Municipalities / Municipal Corporation	4,48,77,09		4,48,77,09
192	Assistance to Non- Government Institutions	8,51,08,30	29,50,00	8,80,58,30
193	Assistance to Nagara Panchayats / Notified Area Committees	3,08,08,53		3,08,08,53
200	Other Miscellaneous Compensations and Assignments	1,61,73		1,61,73
	<b>Total 3604</b>	<b>16,09,55,65</b>	<b>29,50,00</b>	<b>16,39,05,65</b>
	<b>Total D. Grants-In-Aid and Contributions</b>	<b>16,09,55,65</b>	<b>29,50,00</b>	<b>16,39,05,65</b>
	<b>TOTAL REVENUE ACCOUNT</b>	<b>212,76,25,04</b>	<b>78,52,53,78</b>	
		<i>43,06,63,84</i>		<i>334,35,42,66</i>



**STATEMENT NO.12 - DETAILED ACCOUNT OF EXPENDITURE BY MINOR HEADS - contd.**  
(Figures in italics represent Charged Expenditure)

<i>Head</i>	<i>Non-Plan</i>	<i>Actuals for 2006-07</i>	
		<i>Plan</i>	<i>Total</i>
		<i>(In thousands of rupees)</i>	
<i>(1)</i>	<i>(2)</i>	<i>(3)</i>	<i>(4)</i>
<b>EXPENDITURE HEADS (CAPITAL ACCOUNT) (y)</b>			
<b>A Capital Account of General Services</b>			
4055 Capital Outlay on Police		1,72,39,00	1,72,39,00
4059 Capital Outlay on Public Works		1,48,55,02	1,48,55,02
<b>Total A. Capital Account of General Services</b>		<b>3,20,94,02</b>	<b>3,20,94,02</b>
<b>B Capital Account of Social Services</b>			
<b>(a) Capital Account of Education, Sports, Art and Culture</b>			
4202 Capital Outlay on Education, Sports, Art and Culture	79,10	54,19,35	54,98,45
<b>Total (a)</b>	<b>79,10</b>	<b>54,19,35</b>	<b>54,98,45</b>
<b>(b) Capital Account of Health and Family Welfare</b>			
4210 Capital Outlay on Medical and Public Health		1,42,95,41	1,42,95,41
<b>Total (b)</b>		<b>1,42,95,41</b>	<b>1,42,95,41</b>
<b>(c) Capital Account of Water Supply, Sanitation, Housing and Urban Development</b>			
4215 Capital Outlay on Water Supply and Sanitation		5,68,43,93	5,68,43,93
4216 Capital Outlay on Housing		2,24,94,07	2,25,03,60
		9,53	
4217 Capital Outlay on Urban Development		1,32,00,00	1,32,00,00
<b>Total (c)</b>		<b>9,25,38,00</b>	<b>9,25,47,53</b>
		<b>9,53</b>	<b>9,25,47,53</b>
<b>(d) Capital Account of Information and Broadcasting</b>			
4220 Capital Outlay on Information and Publicity		2,00,00	2,00,00
<b>Total (d)</b>		<b>2,00,00</b>	<b>2,00,00</b>
<b>(e) Capital Account of Welfare of Scheduled Castes, Scheduled Tribes and other Backward Classes</b>			
4225 Capital Outlay on Welfare of Scheduled Castes, Scheduled Tribes and other Backward Classes		1,64,39,99	1,64,39,99
<b>Total (e)</b>		<b>1,64,39,99</b>	<b>1,64,39,99</b>

(y) Details by minor heads are furnished in Statement No. 13.

**STATEMENT NO.12 - DETAILED ACCOUNT OF EXPENDITURE BY MINOR HEADS - contd.**  
(Figures in italics represent Charged Expenditure)

	Head	Actuals for 2006-07		Total
		Non-Plan	Plan	
	(1)	(2)	(3)	(4)
<i>(In thousands of rupees)</i>				
<b>EXPENDITURE HEADS (CAPITAL ACCOUNT) - contd.</b>				
<b>B Capital Account of Social Services – conclud.</b>				
<i>(g) Capital Account of Social Welfare and Nutrition</i>				
4235	Capital Outlay on Social Security and Welfare		2,74,00	2,74,00
	<b>Total (g)</b>		<b>2,74,00</b>	<b>2,74,00</b>
<i>(h) Capital Account of Other Social Services</i>				
4250	Capital Outlay on other Social Services		7,13	7,13
	<b>Total (h)</b>		<b>7,13</b>	<b>7,13</b>
	<b>Total B. Capital Account of Social Services</b>	<b>79,10</b>	<b>12,91,73,88</b>	
			<b>9,53</b>	<b>12,92,62,51</b>
<b>C Capital Account of Economic Services</b>				
<i>(a) Capital Account of Agriculture and Allied Activities</i>				
4401	Capital Outlay on Crop Husbandry		22,98	22,98
4402	Capital Outlay on Soil and Water Conservation		3,85,69	3,85,69
4403	Capital Outlay on Animal Husbandry		7,51,25	7,51,25
4405	Capital Outlay on Fisheries	(-) 1,52 (p)	13,27,52	13,26,00
4406	Capital Outlay on Forestry and Wild Life		6,17,63	6,17,63
4408	Capital Outlay on Food, Storage and Warehousing		10,00	10,00
4425	Capital Outlay on Co-operation	(-) 1,23,91 (p)	3,25,18	2,01,27
	<b>Total (a)</b>	<b>(-) 1,25,43</b>	<b>34,40,25</b>	<b>33,14,82</b>
<i>(b) Capital Account of Rural Development</i>				
4515	Capital Outlay on other Rural Development Programmes	1,11,43	1,75,22,56	1,76,33,99
	<b>Total (b)</b>	<b>1,11,43</b>	<b>1,75,22,56</b>	<b>1,76,33,99</b>
<i>(d) Capital Account of Irrigation and Flood Control</i>				
4701	Capital Outlay on Major and Medium Irrigation	3,54,55	37,30,59,49	37,34,14,04
4702	Capital Outlay on Minor Irrigation		3,60,50,86	3,60,50,86
4705	Capital Outlay on Command Area Development		40,00	40,00
4711	Capital Outlay on Flood Control Projects		20,68,81	20,68,81
	<b>Total (d)</b>	<b>3,54,55</b>	<b>41,12,19,16</b>	<b>41,15,73,71</b>
<i>(e) Capital Account of Energy</i>				
4801	Capital Outlay on Power Projects	1,30,47,00	3,00,00,00	4,30,47,00
	<b>Total (e)</b>	<b>1,30,47,00</b>	<b>3,00,00,00</b>	<b>4,30,47,00</b>

(p) Represents receipts and recoveries on Capital Account.

**STATEMENT NO.12 - DETAILED ACCOUNT OF EXPENDITURE BY MINOR HEADS - conclud.**  
*(Figures in italics represent Charged Expenditure)*

<i>Head</i>	<i>Non-Plan</i>	<i>Actuals for 2006-07</i>	
		<i>Plan</i>	<i>Total</i>
<i>(1)</i>	<i>(2)</i>	<i>(3)</i>	<i>(4)</i>
<b>EXPENDITURE HEADS (CAPITAL ACCOUNT) - conclud.</b>			
<b>C Capital Account of Economic Services – conclud</b>			
<i>(f) Capital Account of Industry and Minerals</i>			
4851 Capital Outlay on Village and Small Industries		74,17	74,17
4852 Capital Outlay on Iron and Steel Industries	(-) 2,40,94 (p)	65,31,47	62,90,53
4860 Capital Outlay on Consumer Industries		6,86	6,86
<b>Total (f)</b>	<b>(-) 2,40,94</b>	<b>66,12,50</b>	<b>63,71,56</b>
<i>(g) Capital Account of Transport</i>			
5051 Capital Outlay on Ports and Light Houses		6,94,72	6,94,72
5054 Capital Outlay on Roads and Bridges		17,58,34,58	17,58,34,58
5055 Capital Outlay on Road Transport		58,21,00	58,21,00
<b>Total (g)</b>		<b>18,23,50,30</b>	<b>18,23,50,30</b>
<i>(j) Capital Account of General Economic Services</i>			
5465 Investment in General Financial and Trading Institutions		2,81,56,23	2,81,56,23
5475 Capital Outlay on other General Economic Services	(-) 46,92 (p)	5,00,00	4,53,08
<b>Total (j)</b>	<b>(-) 46,92</b>	<b>2,86,56,23</b>	<b>2,86,09,31</b>
<b>Total C. Capital Account of Economic Services</b>	<b>1,30,99,69</b>	<b>67,98,01,00</b>	<b>69,29,00,69</b>
<b>TOTAL CAPITAL ACCOUNT</b>	<b>1,31,78,79</b>	<b>84,10,68,90</b>	<b>85,42,57,22</b>
		<b>9,53</b>	<b>85,42,57,22</b>
<b>TOTAL EXPENDITURE HEADS</b>			
<b>REVENUE ACCOUNT</b>	<b>212,76,25,04</b>	<b>78,52,53,78</b>	<b>334,35,42,66</b>
	<b>43,06,63,84</b>		
<b>CAPITAL ACCOUNT</b>	<b>1,31,78,79</b>	<b>84,10,68,90</b>	<b>85,42,57,22</b>
		<b>9,53</b>	
<b>TOTAL EXPENDITURE</b>	<b>214,08,03,83</b>	<b>162,63,22,68</b>	<b>419,77,99,88</b>
	<b>43,06,63,84</b>	<b>9,53</b>	

(p) Represents receipts and recoveries on Capital Account.

**STATEMENT NO. 13 - DETAILED STATEMENT OF CAPITAL EXPENDITURE DURING AND TO THE END OF THE YEAR 2006-07**

<i>Nature of Expenditure</i>	<i>Expenditure during 2006-07</i>			<i>Expenditure to end of 2006-07</i>
	<i>Non Plan</i>	<i>Plan</i>	<i>Total</i>	
(1)	(2)	(3)	(4)	(5)
<b>EXPENDITURE HEADS (CAPITAL ACCOUNT)</b>				
<b>A Capital Account of General Services</b>				
<b>4055 Capital Outlay on Police</b>				
211 Police Housing				
Construction of Quarters for Assistant Sub-Inspectors, Head Constables and Police Constables				2,85,76
Construction of 264 Police Constables' Quarters (22 blocks) at Koramangala				1,66,65
Payment to Karnataka State Police Housing Corporation towards Construction of Police Quarters		1,72,39,00	1,72,39,00	5,66,39,53
Other Works each costing Rs.1 crore and less				36,31,34
<b>Total 4055</b>		<b>1,72,39,00</b>	<b>1,72,39,00</b>	<b>6,07,23,28</b>
<b>4058 Capital Outlay on Stationery and Printing</b>				
800 Other Expenditure				1
<b>Total 4058</b>				<b>1</b>
<b>4059 Capital Outlay on Public Works</b>				
60 Other Buildings				
051 Construction -				
Construction of Multistoreyed Building in Vidhana Veedhi (II Stage)				1,19,83
Construction of Multistoreyed Building in Vidhana Veedhi (III Stage)				4,71,17
Construction of Vidhana Soudha Building at Bangalore				1,89,81
Construction of additional accommodation at Legislators' Home, Bangalore (III Stage)				3,51,41
Purchase of Visveswaraya Centre, Vidhana Veedhi, Bangalore constructed by L.I.C of India				7,43,74
Construction of New Central Prison at Parappana Agrahara, Bangalore South				8,79,33

**STATEMENT NO. 13 - DETAILED STATEMENT OF CAPITAL EXPENDITURE DURING AND  
TO THE END OF THE YEAR 2006-07 contd.**

Nature of Expenditure	Expenditure during 2006-07			Expenditure to end of 2006-07
	Non Plan	Plan	Total	
(In thousands of rupees)				
(1)	(2)	(3)	(4)	(5)
<b>EXPENDITURE HEADS (CAPITAL ACCOUNT) - contd.</b>				
<b>A Capital Account of General Services - contd.</b>				
<b>4059 Capital Outlay on Public Works - contd.</b>				
60 Other Buildings - contd.				
051 Construction - contd.				
Construction of Staff Quarters at Parappana Agrahara, Bangalore Division				1,88,83
Construction of New High Court Complex at Bangalore				4,23,88
Renovation of High Court Building at Bangalore				3,08,20
Construction of Indoor Games Hall at K.G.S Club, Bangalore				1,46,47
Construction of E.I Library Hall at High Court				1,22,37
Construction of City Civil Courts Complex II Stage I Phase				7,75,90
Construction of Munsiff Courts Building at Anekal				2,17,45
Construction of District Office at Mangalore				1,43,41
Construction of Karnataka State Government Guest House and Staff Quarters on Plot No.6 Sardar Patel Marg, New Delhi				2,01,40
Purchase of Guest House at New Delhi under HUDCO				7,18,56
Construction of 2 <sup>nd</sup> Karnataka Bhavan, New Delhi				1,38,69
Construction of Deputy Commissioner's Office at Tumkur				1,90,74
Construction of Deputy Commissioner's Office Complex at Shimoga				1,87,45
Construction of Commercial Tax and Excise Department Building at Rampur, Hubli				1,19,05
Construction of District Office Complex at Gulbarga				4,94,30

**STATEMENT NO. 13 - DETAILED STATEMENT OF CAPITAL EXPENDITURE DURING AND  
TO THE END OF THE YEAR 2006-07 contd.**

<i>Nature of Expenditure</i>	<i>Expenditure during 2006-07</i>			<i>Expenditure to end of 2006-07</i>
	<i>Non Plan</i>	<i>Plan</i>	<i>Total</i>	
	<i>(In thousands of rupees)</i>			
(1)	(2)	(3)	(4)	(5)
<b>EXPENDITURE HEADS (CAPITAL ACCOUNT) - contd.</b>				
<b>A Capital Account of General Services - contd.</b>				
<b>4059 Capital Outlay on Public Works - contd.</b>				
60 <i>Other Buildings - contd.</i>				
051 Construction - contd.				
				2,16,57
Construction of Deputy Commissioner's Office at Karwar				2,83,81
Construction of Divisional Commissioner's Office at Mangalore				16,33,81
Construction of Annexe to the High Court Building at Bangalore				6,05,99
Renovation of Raj Bhavan at Bangalore				1,42,63
Construction of 1 <sup>st</sup> Floor over North Wing of Raj Bhavan				1,13,71
Construction of Mini Vidhana Soudha at Tarikere				1,30,56
Construction of Revenue Complex at Bangalore				10,23,51
Furnishing of Karnataka Bhavan III at New Delhi				4,33,39
Construction of City Civil Court Complex at Bangalore				1,15,42
Construction of Revenue Complex in D.C. Office Compound				4,16,66
Providing inbuilt RCC roof for Records, Stationery and Property				1,05,27
Formation of Records Room to Revenue Complex Building in the premises of D.C. Office Compound, Bangalore				5,86,29
Construction of additional VIP Suite at Bagalkot				1,89,86
Providing Philips, mono Repritic Fluorescent fitting to Justice Chamber at No.1 High Court Bangalore				1,19,39
Construction of Court Building at Bijapur				13,84,86
Construction of High Court Building				2,81,16
Construction of Mini Vidhana Soudha at Dharwad				

**STATEMENT NO. 13 - DETAILED STATEMENT OF CAPITAL EXPENDITURE DURING AND  
TO THE END OF THE YEAR 2006-07 contd.**

<i>Nature of Expenditure</i>	<i>Expenditure during 2006-07</i>			<i>Expenditure to end of 2006-07</i>
	<i>Non Plan</i>	<i>Plan</i>	<i>Total</i>	
(1)	(2)	(3)	(4)	(5)
<i>(In thousands of rupees)</i>				
<b>EXPENDITURE HEADS (CAPITAL ACCOUNT) – contd.</b>				
<b>A Capital Account of General Services - contd.</b>				
<b>4059 Capital Outlay on Public Works - contd.</b>				
60 Other Buildings - contd.				
051 Construction - contd.				
Construction of C.T.O. Building at Koramangala				3,78,90
Survey Settlement and Land Records Institute at Gulbarga from Tenth Finance Commission Grants				5,39,23
Creation of Infrastructure in New Districts				1,42,30
Construction of Court Complex I stage				2,98,70
Construction of Court Complex 4 <sup>th</sup> Phase, KG Road, Bangalore				2,40,69
Construction of Dining Hall and Kitchen at Inspection Bungalow at Yellammagudda				1,51,24
Construction of C.T.O. Building at Bangalore				4,37,39
Construction of KAS Officers Training and Research Institute, Infantry Road, Bangalore				1,49,70
Construction of 4th, 5th, 6th Floor M.S. Building 5th Stage, Bangalore				1,99,01
Construction of Vidhana Soudha South Block, Bangalore		16,89,22	16,89,22	1,30,62,81
Construction of GFS, I Floor, Annexe Building, Carlton House, Bangalore				2,51,18
Construction of III Floor at Library and House Building, Judicial Building at Crescent Road, Bangalore				1,13,58
Purchase of BUDA property in Lal Bahadur Shopping Complex, III Floor and shops in Ground Floor by PWD, Bellary for State Excise Department				1,90,00
Construction of Court Building Annexe at Mandya				2,44,66
Construction of Court Complex at Dharwad				3,08,59

**STATEMENT NO. 13 - DETAILED STATEMENT OF CAPITAL EXPENDITURE DURING AND TO THE END OF THE YEAR 2006-07 contd.**

Nature of Expenditure	Expenditure during 2006-07			Expenditure to end of 2006-07
	Non Plan	Plan	Total	
(1)	(2)	(3)	(4)	(5)
<b>EXPENDITURE HEADS (CAPITAL ACCOUNT) – contd.</b>				
<b>A Capital Account of General Services - contd.</b>				
<b>4059 Capital Outlay on Public Works - contd.</b>				
60 Other Buildings – contd.				
051 Construction - contd.				
Construction of Staff Quarters at Kenchannahalli, Bangalore & Government Press Building in University Campus		1,41,17	1,41,17	6,24,92
Providing Platform at Southern side of City Civil Court, Bangalore				2,40,40
Construction of Parking Facilities in the backside of City Civil Court		17,74	17,74	5,21,97
Construction of Mini Vidhana Soudha in newly formed Districts				12,50,00
Construction of Court Complex at Gulbarga				3,76,94
Construction, alteration, extension and conversion of rooms in Legislators Home, Bangalore		2,07,92	2,07,92	9,61,48
Construction of Administration Block at Park House, Bangalore		85,38	85,38	13,86,50
Construction of Court Building at Udupi		61,81	61,81	2,82,04
Construction of Mini Vidhana Soudha, Taluk Office Building at Mysore.		1,11,57	1,11,57	2,88,47
Construction of 4 <sup>th</sup> Stage Family Flats at Legislators Home II Phase, Bangalore				3,54,04
Construction of Mini Vidhana Soudha at Ramanagaram.		4,70,50	4,70,50	5,84,10
Construction of Civil Judge Court (JMFC) Building at Sorab		30,91	30,91	2,18,42
Construction of Commercial Tax Office at Davangere		40,91	40,91	2,13,21
Construction of Common Computerised Check Post at Attibelle, Anekal Taluk.		18,82,15	18,82,15	21,15,59
Construction of Court No 2 at Gundulpet Town		14,96	14,96	1,21,13
Construction of Court Complex III Stage at Belgaum		28,92	28,92	2,75,59



**STATEMENT NO. 13 - DETAILED STATEMENT OF CAPITAL EXPENDITURE DURING AND TO THE END OF THE YEAR 2006-07 contd.**

Nature of Expenditure	Expenditure during 2006-07			Expenditure to end of 2006-07
	Non Plan	Plan	Total	
(1)	(2)	(3)	(4)	(5)
<b>EXPENDITURE HEADS (CAPITAL ACCOUNT) - contd.</b>				
<b>A Capital Account of General Services - contd.</b>				
<b>4059 Capital Outlay on Public Works - contd.</b>				
60 Other Buildings - contd.				
051 Construction - contd.				
Construction of Mini Vidhana Soudha I Stage at K R Pet.		18,01	18,01	1,21,28
Construction of Mini Vidhana Soudha II Stage at K R Pet.		2,24,22	2,24,22	2,71,21 (a)
Providing MS Forged Iron Grill around Vidhana Soudha, Bangalore		1,30,02	1,30,02	3,35,32 (b)
Construction of Annexe Building at MM Court, Nrupathunga Road, Bangalore		97,54	97,54	2,98,95
Construction of Mini Vidhana Soudha at Navalgund.				1,04,98
Providing two 13 Passenger Lifts to Family Flats at Legislators' Home 4th Stage - II Phase, Bangalore		40,93	40,93	1,24,87 (a)
Construction of Court Complex in the premises of J.M.F.C. Chikkaballapur, Kolar		47,78	47,78	1,46,31 (a)
Construction of Court Complex at Magadi		44,79	44,79	1,41,25 (a)
Construction of CTO check post building on Old Madras road at Hoskote Taluk (Inward)		71,51	71,51	1,45,21 (a)
Construction of CTO check post building on Old Madras road at Hoskote Taluk (Outward)		1,69,89	1,69,89	2,03,10 (a)
Construction of Court Building at Mangalore		1,08,02	1,08,02	1,08,40 (a)
Construction of New VIP Athithi Graha at Mala Mahadeshwara Hills		1,25,93	1,25,93	1,50,14 (a)
Construction of Mini Vidhana Soudha at Nagamangala		87,27	87,27	1,15,94 (a)
Construction of Mini Vidhana Soudha (I and II Floor - Second Phase) at Nagamangala		1,07,84	1,07,84	1,07,84

(a) See footnote (c) at page 136.

(b) Rs.40,31 thousand transferred proforma to Other Works costing Rs.1 crore and less. See footnote (c) at page 136.

**STATEMENT NO. 13 - DETAILED STATEMENT OF CAPITAL EXPENDITURE DURING AND TO THE END OF THE YEAR 2006-07 contd.**

Nature of Expenditure	Expenditure during 2006-07			Expenditure to end of 2006-07
	Non Plan	Plan	Total	
(1)	(2)	(3)	(4)	(5)
<b>EXPENDITURE HEADS (CAPITAL ACCOUNT) – contd.</b>				
<b>A Capital Account of General Services - contd.</b>				
<b>4059 Capital Outlay on Public Works - contd.</b>				
60 Other Buildings – conclud.				
051 Construction - conclud.				
Construction of Mini Vidhana Soudha Srirangapatna		73,46	73,46	1,03,17 (a)
Construction of PW Annexe Building 4th Floor, K R Circle, Bangalore		92,65	92,65	1,28,27 (a)
Construction of Court Complex Building at Sindhanoor		87,65	87,65	1,08,46 (a)
Construction of High Court Circuit Bench at Walmi in Dharwad		13,59,51	13,59,51	13,73,44 (a)
Construction of circuit house at Gangavathi in Gangavathi Taluk		70,62	70,62	1,08,94 (a)
Construction of Car parking for 1 to 6 floors of building at Bangalore City Civil Court premises		1,52,60	1,52,60	1,52,60
Construction of High Security Grill work at High Court, Bangalore		1,88,52	1,88,52	1,88,52
Construction of Mini Vidhana Soudha at Hadagali		1,11,63	1,11,63	1,11,63
Construction of Mini Vidhana Soudha at Channarayapatna in Hassan District		1,35,44	1,35,44	1,35,44
Construction of Mini Vidhana Soudha at Devanahalli in Bangalore District		1,18,41	1,18,41	1,18,41
Construction of Office Complex at Ramanagara in Bangalore District		5,69,38	5,69,38	5,69,38
Construction of Office Complex at K.R. Puram, Bangalore East Taluk		84,90	84,90	1,34,79 (a)
Improvements to Runway and construction of Taxi Track in the premises of Jakkur Aerodrome, Bangalore North Taluk		1,43,58	1,43,58	1,43,58
Other Works each costing Rs.1 crore and less		56,09,76	56,09,76	4,08,54,04 (b) (c)

(c) Balance amounting to Rs.6,74,37 thousand transferred proforma from Other Works costing Rs.1 crore and less to items (15) marked (a) above and at page 135 and balance amounting to Rs.40,31 thousand transferred proforma from item marked (b) at page 135 to Other Works costing Rs.1 crore and less. Also expenditure has been increased proforma by Rs.1,35,60,212. See footnote (d) at page 137.

**STATEMENT NO. 13 - DETAILED STATEMENT OF CAPITAL EXPENDITURE DURING AND  
TO THE END OF THE YEAR 2006-07 contd.**

<i>Nature of Expenditure</i>	<i>Expenditure during 2006-07</i>			<i>Expenditure to end of 2006-07</i>
	<i>Non Plan</i>	<i>Plan</i>	<i>Total</i>	
(1)	(2)	(3)	(4)	(5)
<b>EXPENDITURE HEADS (CAPITAL ACCOUNT) – contd.</b>				
<b>A Capital Account of General Services - conclud.</b>				
<b>4059 Capital Outlay on Public Works - conclud.</b>				
80 <i>General</i>				
001 Direction and Administration				
Percentage Establishment Charges transferred from '2059 - Public Works'				7,63,96
052 Machinery and Equipment				
Percentage Machinery and Equipment Charges transferred from '2059 - Public Works'				2,15,33 (d)
<b>Total 4059</b>		<b>1,48,55,02</b>	<b>1,48,55,02</b>	<b>8,90,22,42</b>
<b>Total A. Capital Account of General Services</b>		<b>3,20,94,02</b>	<b>3,20,94,02</b>	<b>14,97,45,71</b>

(d) Expenditure under 'Other Works each costing Rs.1 crore and less' below '60 Other Buildings' and 'Machinery and Equipment' below '80 General' has been increased proforma by Rs.1,35,60,212 and Rs.28,34,117 respectively, representing the debit of Rs.1,63,94,329 on Capital Outlay on Public Works, transferred by the Government of Maharashtra consequent on the allocation of expenditure between the States of Maharashtra, Karnataka and Gujarat due to reorganisation of States in 1956.

**STATEMENT NO. 13 - DETAILED STATEMENT OF CAPITAL EXPENDITURE DURING AND  
TO THE END OF THE YEAR 2006-07 contd.**

<i>Nature of Expenditure</i>	<i>Expenditure during 2006-07</i>			<i>Expenditure to end of 2006-07</i>
	<i>Non Plan</i>	<i>Plan</i>	<i>Total</i>	
	<i>(In thousands of rupees)</i>			
(1)	(2)	(3)	(4)	(5)
<b>EXPENDITURE HEADS (CAPITAL ACCOUNT) - contd.</b>				
<b>B Capital Account of Social Services</b>				
<b>(a) Capital Account of Education, Sports, Art and Culture</b>				
<b>4202 Capital Outlay on Education, Sports, Art and Culture</b>				
<i>01 General Education</i>				
201 Elementary Education				5,09,82
202 Secondary Education				
Construction of Administration Building for P U Board 18th Cross, Malleswaram, Bangalore				1,28,64
Construction of Ist grade college at K.R.Pet Mandya (including II Phase)		1,68,13	1,68,13	2,01,55 (e)
Construction of Junior College at Paduvarahippe, Holenarsipur, Hassan		1,12,67	1,12,67	1,12,67
Other Works each costing Rs.1 crore and less		2,32,22	2,32,22	38,14,34 (& (f)
203 University and Higher Education		19,85,41	19,85,41	63,87,84 (&
204 Adult Education				2,42
600 General		24,78,50	24,78,50	53,99,00
<i>02 Technical Education - Polytechnics</i>		1,39,26	1,39,26	14,69,35
<i>03 Sports and Youth Services – Sports Stadia</i>		2,00,00	2,00,00	76,89,67
<i>04 Art and Culture</i>				
Construction of Sainik School Building at Bijapur				3,03,93
Construction of Ambedkar Bhavan at Bangalore				2,89,02
Construction of Kannada Bhavan at J.C. Road, Bangalore				2,46,23
Upgradation of standard of administration recommended by Tenth Finance Commission -Construction / completion of Stadia				6,21,25
Other Works each costing Rs.1 crore and less				20,78
800 Other Expenditure				
Other Works each costing Rs.1 crore and less	79,10	1,03,16	1,82,26	67,02,40
<b>Total 4202 / Total (a) Capital Account of Education, Sports, Art and Culture</b>	<b>79,10</b>	<b>54,19,35</b>	<b>54,98,45</b>	<b>3,38,98,91</b>

(&) Differs by 1 with reference to the expenditure to the end of the previous year, due to rounding.

(f) Balance amounting to Rs.33,42 thousand transferred proforma from Other Works costing Rs.1 crore and less to item marked (e) above.

**STATEMENT NO. 13 - DETAILED STATEMENT OF CAPITAL EXPENDITURE DURING AND  
TO THE END OF THE YEAR 2006-07 contd.**

<i>Nature of Expenditure</i>	<i>Expenditure during 2006-07</i>			<i>Expenditure to end of 2006-07</i>
	<i>Non Plan</i>	<i>Plan</i>	<i>Total</i>	
	<i>(In thousands of rupees)</i>			
(1)	(2)	(3)	(4)	(5)
<b>EXPENDITURE HEADS (CAPITAL ACCOUNT) - contd.</b>				
<b>B Capital Account of Social Services - contd.</b>				
<b>(b) Capital Account of Health and Family Welfare</b>				
<b>4210 Capital Outlay on Medical and Public Health</b>				
<i>01 Urban Health Services</i>				
<b>110 Hospital and Dispensaries</b>				
				1,06,21
				1,15,59
				1,00,67
				3,27,29
				11,21,60
				7,81,83
				1,11,00
				4,80,71
				2,86,45
				1,06,89
				3,34,94
				1,02,27
				1,27,16
				1,09,70
				1,20,06

**STATEMENT NO. 13 - DETAILED STATEMENT OF CAPITAL EXPENDITURE DURING AND  
TO THE END OF THE YEAR 2006-07 contd.**

<i>Nature of Expenditure</i>	<i>Expenditure during 2006-07</i>			<i>Expenditure to end of 2006-07</i>
	<i>Non Plan</i>	<i>Plan</i>	<i>Total</i>	
	<i>(In thousands of rupees)</i>			
(1)	(2)	(3)	(4)	(5)
<b>EXPENDITURE HEADS (CAPITAL ACCOUNT) - contd.</b>				
<b>B Capital Account of Social Services - contd.</b>				
<b>(b) Capital Account of Health and Family Welfare - contd.</b>				
<b>4210 Capital Outlay on Medical and Public Health - contd.</b>				
<b>01 Urban Health Services - contd.</b>				
<b>110 Hospital and Dispensaries - contd.</b>				
				2,20,41
				9,00,49
				1,03,41
				1,17,71
				1,56,17
				2,19,00
				1,92,92
				2,91,45
				4,02,01
				10,22,27
				17,25,24
				1,85,15
				7,61,41
				2,78,51

**STATEMENT NO. 13 - DETAILED STATEMENT OF CAPITAL EXPENDITURE DURING AND  
TO THE END OF THE YEAR 2006-07 contd.**

<i>Nature of Expenditure</i>	<i>Expenditure during 2006-07</i>			<i>Expenditure to end of 2006-07</i>
	<i>Non Plan</i>	<i>Plan</i>	<i>Total</i>	
	<i>(In thousands of rupees)</i>			
(1)	(2)	(3)	(4)	(5)
<b>EXPENDITURE HEADS (CAPITAL ACCOUNT) - contd.</b>				
<b>B Capital Account of Social Services - contd.</b>				
<i>(b) Capital Account of Health and Family Welfare - contd.</i>				
<b>4210 Capital Outlay on Medical and Public Health - contd.</b>				
<i>01 Urban Health Services - contd.</i>				
<b>110 Hospital and Dispensaries - contd.</b>				
				1,45,74
Renovation and Expansion of Taluk Level Hospital at Nargund				1,61,30
Renovation and Expansion of S.D.H. at Haveri				1,24,84
Renovation and Expansion of Taluk Level Hospital at Srirangapatna, Mandya				4,63,61
Renovation and Expansion of D.H. at Mandya				1,55,29
Renovation and Expansion of Taluk Level Hospital at Byadagi				1,77,35
Renovation and Expansion of S.D.H. at Hunsur, Mysore District				3,67,51
Renovation and Expansion of District Level Hospital, Chitradurga				2,53,89
Renovation and Expansion of District Level Hospital at Tumkur				2,69,83
Renovation and Expansion of Taluk Level Hospital at Tiptur				3,80,29
Renovation and Expansion of S.D.H. at Chickballapur, Kolar				2,32,78
Renovation and Expansion of Taluk Level Hospital at Gudibande, Kolar				1,75,08
Renovation and Expansion of Taluk Level Hospital at Nelamangala, Bangalore				4,69,21
Renovation and Expansion of Taluk Level Hospital at Kanakpura, Bangalore				1,66,34
Renovation and Expansion of Taluk Level Hospital at Chamarajnaragar				1,74,72
Renovation and Expansion of Taluk Level Hospital at Malavalli, Mandya				2,26,94
Renovation and Expansion of S.D.H. at T. Narasipura, Mysore				

**STATEMENT NO. 13 - DETAILED STATEMENT OF CAPITAL EXPENDITURE DURING AND TO THE END OF THE YEAR 2006-07 contd.**

<i>Nature of Expenditure</i>	<i>Expenditure during 2006-07</i>			<i>Expenditure to end of 2006-07</i>
	<i>Non Plan</i>	<i>Plan</i>	<i>Total</i>	
	<i>(In thousands of rupees)</i>			
(1)	(2)	(3)	(4)	(5)
<b>EXPENDITURE HEADS (CAPITAL ACCOUNT) - contd.</b>				
<b>B Capital Account of Social Services - contd.</b>				
<b>(b) Capital Account of Health and Family Welfare - contd.</b>				
<b>4210 Capital Outlay on Medical and Public Health - contd.</b>				
<b>01 Urban Health Services - contd.</b>				
<b>110 Hospital and Dispensaries - contd.</b>				
Renovation and Expansion of Taluk Level Hospital at Nanjanagud, Mysore				6,61,56
Renovation and Expansion of Taluk Level Hospital at Channarayapatna				1,04,23
Renovation and Expansion of Taluk Level Hospital at CHC Mulki				1,52,98
Renovation and Expansion of Taluk Level Hospital at Arsikere				1,12,84
Renovation and Expansion of Taluk Level Hospital at Channagiri				1,65,99
Renovation and Expansion of Taluk Level Hospital at MCH at Udipi				1,49,24
Renovation and Expansion of Taluk Level Hospital at Bhadravathi				1,24,51
Renovation and Expansion of Taluk Level Hospital W & CH at Chikmagalur				1,60,63
Renovation and Expansion of Taluk Level Hospital DLH at Chikmagalur				1,68,94
Renovation and Expansion of Taluk Level Hospital at Gokak				1,25,86
Construction of Victoria Hospital (MP) Building, Bangalore				14,73,72
Renovation and Expansion of Taluk Level Hospital at Maddur, Mandya District				2,40,91
Renovation and Expansion of Taluk Level Hospital at Somwarpet, Kodagu				1,76,89
Renovation and Expansion of Taluk Level Hospital at Gonikoppa, Kodagu				1,87,62
Renovation and Expansion of District Hospital at Madikeri, Kodagu				7,21,75
Renovation and Expansion of CHC at Kutta, Kodagu				3,44,90



**STATEMENT NO. 13 - DETAILED STATEMENT OF CAPITAL EXPENDITURE DURING AND TO THE END OF THE YEAR 2006-07 contd.**

Nature of Expenditure	Expenditure during 2006-07			Expenditure to end of 2006-07
	Non Plan	Plan	Total	
	(In thousands of rupees)			
(1)	(2)	(3)	(4)	(5)
<b>EXPENDITURE HEADS (CAPITAL ACCOUNT) - contd.</b>				
<b>B Capital Account of Social Services - contd.</b>				
<b>(b) Capital Account of Health and Family Welfare - contd.</b>				
<b>4210 Capital Outlay on Medical and Public Health - contd.</b>				
<i>01 Urban Health Services - contd.</i>				
<b>110 Hospital and Dispensaries - contd.</b>				
				2,83,55
				3,18,45
				3,17,00
				2,16,08
				2,48,82
				4,89,76
				4,10,81
				3,86,22
				1,35,83
				3,73,31
				2,22,53
				3,76,50
				4,82,65
				3,25,28
				1,59,88
				1,47,41

**STATEMENT NO. 13 - DETAILED STATEMENT OF CAPITAL EXPENDITURE DURING AND  
TO THE END OF THE YEAR 2006-07 contd.**

<i>Nature of Expenditure</i>	<i>Expenditure during 2006-07</i>			<i>Expenditure to end of 2006-07</i>
	<i>Non Plan</i>	<i>Plan</i>	<i>Total</i>	
	<i>(In thousands of rupees)</i>			
(1)	(2)	(3)	(4)	(5)
<b>EXPENDITURE HEADS (CAPITAL ACCOUNT) - contd.</b>				
<b>B Capital Account of Social Services - contd.</b>				
<i>(b) Capital Account of Health and Family Welfare - contd.</i>				
<b>4210 Capital Outlay on Medical and Public Health - contd.</b>				
<i>01 Urban Health Services - contd.</i>				
<b>110 Hospital and Dispensaries - contd.</b>				
Renovation and Expansion of Taluk Level Hospital at Kollegal				2,81,64
Renovation and Expansion of Taluk Level Hospital at Hiriyur				1,23,91
Renovation and Expansion of C.H.C. at Nayakanahalli				1,25,58
Renovation and Expansion of M.C.H. at Davanagere				2,36,61
Renovation and Expansion of Taluk Level Hospital at Harihara				1,31,38
Renovation and Expansion of Taluk Level Hospital at Jagalur				1,33,07
Renovation and Expansion of Taluk Level Hospital at Koratagere				1,01,84
Renovation and Expansion of Taluk Level Hospital at Kunigal				1,09,72
Renovation and Expansion of Taluk Level Hospital at Chicknayakanahalli				1,94,79
Renovation and Expansion of S.D.H. at Davanagere				2,26,85
Renovation and Expansion of District Hospital at Hubli				2,33,21
Renovation and Expansion of S.D.H. at Kundapur				1,34,43
Renovation and Expansion of Taluk Level Hospital at Nippani				1,09,24
Renovation and Expansion of District Hospital at Belgaum				3,76,18
Renovation and Expansion of District Hospital at Bijapur				3,44,46
Renovation and Expansion of District Hospital at Navanagar Bagalkote				5,46,84

**STATEMENT NO. 13 - DETAILED STATEMENT OF CAPITAL EXPENDITURE DURING AND  
TO THE END OF THE YEAR 2006-07 contd.**

<i>Nature of Expenditure</i>	<i>Expenditure during 2006-07</i>			<i>Expenditure to end of 2006-07</i>
	<i>Non Plan</i>	<i>Plan</i>	<i>Total</i>	
	<i>(In thousands of rupees)</i>			
(1)	(2)	(3)	(4)	(5)
<b>EXPENDITURE HEADS (CAPITAL ACCOUNT) - contd.</b>				
<b>B Capital Account of Social Services - contd.</b>				
<b>(b) Capital Account of Health and Family Welfare - contd.</b>				
<b>4210 Capital Outlay on Medical and Public Health - contd.</b>				
<i>01 Urban Health Services - contd.</i>				
<b>110 Hospital and Dispensaries - contd.</b>				
Renovation and Expansion of District Hospital at Shimoga				1,66,81
Renovation and Expansion of Community Hospital at Cakkalur				1,14,90
Renovation and Expansion of Taluk Level Hospital at Savanur				1,25,15
Renovation and Expansion of Taluk Level Hospital at Shiggoan				1,28,69
Renovation and Expansion of District Hospital at Karwar				1,83,41
Construction of Taluk Level Hospital at Hosadurga				1,94,90
Renovation and Expansion of Women and Child Hospital, Madikeri				2,45,21
Renovation and Expansion of CHC at Siddapura				1,65,81
Renovation and Expansion of CHC at Kushalnagar				1,05,89
Renovation and Expansion of Taluk Level Hospital, Magadi Road, Bangalore				1,65,26
Renovation and Expansion of District Hospital, Hassan				5,32,68
Renovation and Expansion of Women and Child Hospital, Robertsonpet, KGF				2,05,18
Renovation and Expansion of Taluk Level Hospital, Yelahanka				3,46,42
Renovation and Expansion of District Hospital, Mangalore				1,08,06
Renovation and Expansion of Sub-Division Hospital, Puttur				2,13,01

**STATEMENT NO. 13 - DETAILED STATEMENT OF CAPITAL EXPENDITURE DURING AND  
TO THE END OF THE YEAR 2006-07 contd.**

<i>Nature of Expenditure</i>	<i>Expenditure during 2006-07</i>			<i>Expenditure to end of 2006-07</i>
	<i>Non Plan</i>	<i>Plan</i>	<i>Total</i>	
	<i>(In thousands of rupees)</i>			
(1)	(2)	(3)	(4)	(5)
<b>EXPENDITURE HEADS (CAPITAL ACCOUNT) - contd.</b>				
<b>B Capital Account of Social Services - contd.</b>				
<b>(b) Capital Account of Health and Family Welfare - contd.</b>				
<b>4210 Capital Outlay on Medical and Public Health - contd.</b>				
<i>01 Urban Health Services - contd.</i>				
<b>110 Hospital and Dispensaries - contd.</b>				
Renovation and Expansion of Taluk Level Hospital, Robertsonpet, KGF				1,96,49
Renovation and Expansion of Taluk Level Hospital, Malur				1,04,96
Renovation and Expansion of Taluk Level Hospital, Chintamani				1,93,49
Renovation and Expansion of Taluk Level Hospital at Chikodi				1,55,07
Renovation and Expansion of Sub-Division Hospital, Jamakandi				1,04,44
Renovation and Expansion of McGann Hospital, Shimoga				7,55,78
Renovation and Expansion of District Hospital at Chickmagalur				4,37,57
Renovation and Expansion of Taluk Level Hospital at Ramdurg				1,09,99
Renovation and Expansion of Taluk Level Hospital at Kittur				1,58,37
Renovation and Expansion of Taluk Level Hospital at Badami				1,00,10
Renovation and Expansion of Taluk Level Hospital at Arasikere				1,70,94
Renovation and Expansion of Taluk Level Hospital at Kadur				1,30,52
Renovation and Expansion of Taluk Level Hospital at Kumta				1,37,20
Renovation and Expansion of Taluk Level Hospital at Ron				1,12,65
Renovation and Expansion of CHC at Tadavalagi				1,11,06
Renovation and Expansion of CHC at Munirabad in Koppal District				1,54,80

**STATEMENT NO. 13 - DETAILED STATEMENT OF CAPITAL EXPENDITURE DURING AND  
TO THE END OF THE YEAR 2006-07 contd.**

<i>Nature of Expenditure</i>	<i>Expenditure during 2006-07</i>			<i>Expenditure to end of 2006-07</i>
	<i>Non Plan</i>	<i>Plan</i>	<i>Total</i>	
	<i>(In thousands of rupees)</i>			
(1)	(2)	(3)	(4)	(5)
<b>EXPENDITURE HEADS (CAPITAL ACCOUNT) - contd.</b>				
<b>B Capital Account of Social Services - contd.</b>				
<b>(b) Capital Account of Health and Family Welfare - contd.</b>				
<b>4210 Capital Outlay on Medical and Public Health - contd.</b>				
<b>01 Urban Health Services - contd.</b>				
<b>110 Hospital and Dispensaries - contd.</b>				
Construction of Community Hospital at Kanakagiri in Gangavathy				1,16,69
Renovation and Expansion of District Hospital at Kulagi				1,28,94
Renovation and Expansion of CHC at Chilguppa (KFW Gulbarga)				1,91,14
Construction of Taluk Level Hospital at Yelahanka, Shimoga				3,46,38
Renovation and Expansion of Taluk Level Hospital at Chitpur (KFW Gulbarga)				2,08,63
Renovation and Expansion of Taluk Level Hospital at Yelandur				1,50,63
Renovation and Expansion of Women and Children Hospital at Robertsonpet in KGF				2,15,95
Renovation and Expansion of District Level Hospital at Wenlock in Mangalore				1,83,61
Renovation and Expansion of SDH at Puttur				2,67,49
Renovation and Expansion of SDH at Shiva in Mangalore				1,07,21
Renovation and Expansion of Goshan (MCH) at Mangalore				2,06,06
Renovation and Expansion of SDH at Sakaleshpur				2,65,71
Renovation and Expansion of Taluk Level Hospital at Alur				1,06,12
Renovation and Expansion of CHC at Kannanur				1,01,92
Renovation and Expansion of Taluk Level Hospital at Sringeri				1,85,33
Construction of Taluk Level Hospital at Soraba				1,71,82

**STATEMENT NO. 13 - DETAILED STATEMENT OF CAPITAL EXPENDITURE DURING AND  
TO THE END OF THE YEAR 2006-07 contd.**

<i>Nature of Expenditure</i>	<i>Expenditure during 2006-07</i>			<i>Expenditure to end of 2006-07</i>
	<i>Non Plan</i>	<i>Plan</i>	<i>Total</i>	
<i>(In thousands of rupees)</i>				
(1)	(2)	(3)	(4)	(5)
<b>EXPENDITURE HEADS (CAPITAL ACCOUNT) - contd.</b>				
<b>B Capital Account of Social Services - contd.</b>				
<b>(b) Capital Account of Health and Family Welfare - contd.</b>				
<b>4210 Capital Outlay on Medical and Public Health - contd.</b>				
<b>01 Urban Health Services - conclud.</b>				
110 Hospital and Dispensaries - conclud.				
Construction of CHC at Sringeri				1,58,69
Renovation and Expansion of Taluk Level Hospital at Kannangi				1,20,96
Renovation and Expansion of CHC at Shiralkoppa				1,01,11
Renovation and Expansion of SDH at Sirsi				1,57,01
Renovation and Expansion of SDH at Sagar				1,59,21
Renovation and Expansion of SDH at Arsikere				1,85,93
Renovation and Expansion of Taluk Level Hospital at Hungund				2,15,25
Renovation and Expansion of Taluk Level Hospital at Yallapur				1,00,86
Renovation and Expansion of CHC at Dandeli				1,01,80
Renovation and Expansion of Taluk Level Hospital at Mundgod				1,10,85
Other Works each costing Rs.1 crore and less		50,14,73	50,14,73	1,78,28,03
<b>02 Rural Health Services</b>				
103 Primary Health Centres				72,16

**STATEMENT NO. 13 - DETAILED STATEMENT OF CAPITAL EXPENDITURE DURING AND TO THE END OF THE YEAR 2006-07 contd.**

<i>Nature of Expenditure</i>	<i>Expenditure during 2006-07</i>			<i>Expenditure to end of 2006-07</i>
	<i>Non Plan</i>	<i>Plan</i>	<i>Total</i>	
	<i>(In thousands of rupees)</i>			
(1)	(2)	(3)	(4)	(5)
<b>EXPENDITURE HEADS (CAPITAL ACCOUNT) - contd.</b>				
<b>B Capital Account of Social Services - contd.</b>				
<i>(b) Capital Account of Health and Family Welfare - conclud.</i>				
<b>4210 Capital Outlay on Medical and Public Health - conclud.</b>				
<i>03 Medical Education, Training and Research</i>				
101	Ayurveda	1,44,84	1,44,84	5,37,75
105	Allopathy			
	Construction of New Medical Colleges	80,00,34	80,00,34	80,00,34
	Nursing College at Hassan and Holenarasipura	5,98,94	5,98,94	5,98,94
	Construction of KPTC Block, Emergency and Trauma Centre at Vani Vilas Hospital, Bangalore	1,90,40	1,90,40	1,90,40
	Construction of 2nd floor building over existing Dissection Hall at Bangalore Medical College	2,25,10	2,25,10	2,25,10
	Other Works each costing Rs.1 crore and less	1,21,06	1,21,06	37,05,10
<i>04 Public Health</i>				
200	Other Programmes			
	Other Works each costing Rs.1 crore and less			22,57,41
<i>80 General</i>				
800	Other Expenditure (Other Works each costing Rs.1 crore and less)			57,13
<b>Total</b>	<b>4210</b>	<b>1,42,95,41</b>	<b>1,42,95,41</b>	<b>7,22,02,11</b>
<b>4211 Capital Outlay on Family Welfare</b>				
103	Maternity and Child Health			34,99,73
106	Services and supplies			3,14,97
108	Selected Area Programmes - World Bank Assisted India Population Project III			1,33,78,37
800	Other Expenditure			
	Other Works each costing Rs.1 crore and less			4,99,00
<b>Total</b>	<b>4211</b>			<b>1,76,92,07</b>
<b>Total (b) Capital Account of Health and Family Welfare</b>		<b>1,42,95,41</b>	<b>1,42,95,41</b>	<b>8,98,94,18</b>

**STATEMENT NO. 13 - DETAILED STATEMENT OF CAPITAL EXPENDITURE DURING AND TO THE END OF THE YEAR 2006-07 contd.**

Nature of Expenditure	Expenditure during 2006-07			Expenditure to end of 2006-07
	Non Plan	Plan	Total	
(In thousands of rupees)				
(1)	(2)	(3)	(4)	(5)
<b>EXPENDITURE HEADS (CAPITAL ACCOUNT) - contd.</b>				
<b>B Capital Account of Social Services - contd.</b>				
<b>(c) Capital Account of Water Supply, Sanitation, Housing and Urban Development</b>				
<b>4215 Capital Outlay on Water Supply and Sanitation</b>				
01 Water Supply				
101 Urban Water Supply				
Neersagar Water Supply Scheme for Hubli – Dharwad				2,51,45
Rakaskop Water Supply Scheme for Belgaum				86,08
Long Range Water Supply to Bangalore (Investigation)				68,84
Water Supply to Aluminium Factory, Belgaum				62,85
Water Supply for Mangalore Chemicals and Fertilisers Limited, Mangalore				3,31,61
Water Supply to Caustic Soda Factory, Karwar				3,93,09
102 Rural Water Supply				
Integrated Rural Water Supply and Sanitation				1,49,92,79
Integrated Rural Water Supply and Environmental Sanitation Project -				
Phase II (DANIDA Assisted)				49,27,20
World Bank Assisted				2,56,99,50
Netherlands Assisted				58,06,22
Jala Nirmala Rural Sanitation		1,29,50,00	1,29,50,00	6,34,27,00
Capital releases to Gram Panchayats for Rural Water Supply Schemes		3,93,30,93	3,93,30,93	7,98,17,32
Kolar Gold Fields Water Works				71,89
Chamarajanagar Water Works				5,73,55
190 Investments in Public Sector and other undertakings				
Repayment of loan to HUDCO (Principal and Interest) by KLAC (#)		25,63,00	25,63,00	1,66,82,68
800 Other Expenditure				
Suvarna Grama		20,00,00	20,00,00	20,00,00
Other Works each costing Rs.1 crore and less				21,37,19
<b>Total 4215</b>		<b>5,68,43,93</b>	<b>5,68,43,93</b>	<b>21,73,29,26</b>

(#) Shown as investment in 'Karnataka Land Army Corporation' in Statement No.14.



**STATEMENT NO. 13 - DETAILED STATEMENT OF CAPITAL EXPENDITURE DURING AND TO THE END OF THE YEAR 2006-07 contd.**

Nature of Expenditure	Expenditure during 2006-07			Expenditure to end of 2006-07
	Non Plan	Plan	Total	
(1)	(2)	(3)	(4)	(5)
<i>(In thousands of rupees)</i>				
<b>EXPENDITURE HEADS (CAPITAL ACCOUNT) - contd.</b>				
<b>B Capital Account of Social Services - contd.</b>				
<b>(c) Capital Account of Water Supply, Sanitation, Housing and Urban Development</b>				
<b>4216 Capital Outlay on Housing</b>				
<i>01 Government Residential Buildings</i>				
106	General Pool Accommodation			14,84,03
700	Other Housing			
	Construction of houses under Self Financing Scheme			8,21,23
	Construction of Garage and Dormitory at A & B Blocks, V.G. Guest House, Bangalore			50,58
	Housing-Plan-Payment towards dues to K.H.B. for quarters transferred to P.W.D.			63,61,00
	Purchase of Flats by P.W.D in Koramangala - Constructed by Karnataka Housing Board under National Games Project			29,53,00
	Providing Residential Quarters for Honourable Judges of High Court at Jakkur			8,72,45
	Payment of cost of 214 acres of Land for Aerodrome at Gulbarga (acquired by KHB)			2,00,00
	Construction of PWD Group C quarters at Dharwad			1,00,06
	Construction of quarters for Group 'C' and 'D' Government Employees at Koramangala, Bangalore	1,00,40	1,00,40	1,00,40
	Purchase of 96 RBI Flats for Karnataka Bhavan, New Delhi	55,53,00	55,53,00	55,53,00
	Other Works each costing Rs.1 crore and less	8,36,27	8,36,27	58,30,92
<i>80 General</i>				
001	Direction and Administration – Establishment Charges transferred from '2059 PW'			68,59
052	Machinery and Equipment			14,59
190	Investments in Public Sector and other undertakings			
	Karnataka State Police Housing Corporation Ltd.			12,00
	Rajeev Gandhi Rural Housing Corporation			3,00,00
	Repayment of Ashraya Loan and Interest (RGRHC) - HUDCO loans (#)			1,27,28,93

(#) Shown as investment in 'Rajeev Gandhi Rural Housing Corporation' in Statement No.14.

**STATEMENT NO. 13 - DETAILED STATEMENT OF CAPITAL EXPENDITURE DURING AND TO THE END OF THE YEAR 2006-07 contd.**

Nature of Expenditure	Expenditure during 2006-07			Expenditure to end of 2006-07
	Non Plan	Plan	Total	
(1)	(2)	(3)	(4)	(5)
<b>EXPENDITURE HEADS (CAPITAL ACCOUNT) - contd.</b>				
<b>B Capital Account of Social Services - contd.</b>				
<b>(e) Capital Account of Welfare of Scheduled Castes, Scheduled Tribes and other Backward Classes</b>				
<b>4225 Capital Outlay on Welfare of Scheduled Castes, Scheduled Tribes and other Backward Classes</b>				
<i>01 Welfare of Scheduled Castes</i>				
277 Education				
Construction of Hostel Buildings		27,10,49	27,10,49	2,47,22,96
Residential Schools		28,51,65	28,51,65	57,54,46
Construction of Navodaya and Morarji Desai School for Scheduled Castes				11,84,11
Capital releases to Zilla Panchayats for Residential Schools		2,80,00	2,80,00	2,80,00
800 Other Expenditure				
Construction of Ambedkar Bhavan at Taluk Headquarters				6,25,00
<i>02 Welfare of Scheduled Tribes</i>				
277 Education -				
Construction of Ashramas and Hostels				18,47,39
Construction of Residential Schools		2,98,30	2,98,30	2,98,30
Capital releases to Zilla Panchayats for Ashramas and Hostels		14,21,28	14,21,28	14,21,28
Other Works each costing Rs.1 crore and less				8,52
796 Tribal Area Sub-Plan - Special Central assistance to Scheduled Castes, Scheduled Tribes Development Corporation				3,00
800 Other Expenditure				
Construction of Community Halls				10,00
<i>03 Welfare of Backward Classes</i>				
190 Investments in Public Sector and other undertakings				
D. Devaraj Urs Backward Classes Development Corporation Limited, Bangalore (Formerly known as Karnataka Backward Classes Development Corporation Limited)		6,00,00	6,00,00	82,72,25
Karnataka Minorities Development Corporation		15,00,00	15,00,00	63,41,45
277 Education				
Construction of Hostel Building for Backward Classes				13,81,39

**STATEMENT NO. 13 - DETAILED STATEMENT OF CAPITAL EXPENDITURE DURING AND TO THE END OF THE YEAR 2006-07 contd.**

<i>Nature of Expenditure</i>	<i>Expenditure during 2006-07</i>			<i>Expenditure to end of 2006-07</i>	
	<i>Non Plan</i>	<i>Plan</i>	<i>Total</i>		
	<i>(In thousands of rupees)</i>				
(1)	(2)	(3)	(4)	(5)	
<b>EXPENDITURE HEADS (CAPITAL ACCOUNT) - contd.</b>					
<b>B Capital Account of Social Services - contd.</b>					
<i>(e) Capital Account of Welfare of Scheduled Castes, Scheduled Tribes and other Backward Classes - conclud.</i>					
<b>4225 Capital Outlay on Welfare of Scheduled Castes, Scheduled Tribes and other Backward Classes - conclud.</b>					
<i>03 Welfare of Backward Classes - conclud.</i>					
<i>277 Education - conclud.</i>					
	Assistance for repayment of HUDCO loans for Construction of Navodaya Residential Schools		10,70,67	10,70,67	30,34,78
	Assistance for repayment of HUDCO loans for Construction of Hostel Buildings		24,80,31	24,80,31	41,31,46
	Assistance for repayment of HUDCO loans for Minorities		9,73,72	9,73,72	11,29,30
	Construction of Schools for Backward Classes by KRIES				2,20,97
	Construction of Hostel Buildings for Minorities		5,08,58	5,08,58	7,08,82
	Capital releases for Zilla Panchayats for Construction of Hostel Buildings and Schools for Minorities		6,00,00	6,00,00	11,17,48
	Other Works each costing Rs.1 crore and less				51,11,70
<i>80 General</i>					
<b>190 Investments in Public Sector and other undertakings</b>					
	Dr. B. R. Ambedkar Development Corporation Limited, Bangalore (Formerly known as Karnataka Scheduled Castes and Scheduled Tribes Development Corporation Limited)		8,05,00	8,05,00	1,04,55,77
	Share Capital Contribution to Scheduled Castes, Scheduled Tribes Co-operative Housing Corporation Limited, Bangalore				1,48,00
<b>800 Other Expenditure</b>					
	Construction of Devaraj Urs Bhavan		3,39,99	3,39,99	10,36,45
	Other Investments / Works each costing Rs.1 crore and less				8,22,44
<b>Total 4225 / Total (e) Capital Account of Welfare of Scheduled Castes, Scheduled Tribes and other Backward Classes</b>			<b>1,64,39,99</b>	<b>1,64,39,99</b>	<b>8,00,67,28</b>

**STATEMENT NO. 13 - DETAILED STATEMENT OF CAPITAL EXPENDITURE DURING AND  
TO THE END OF THE YEAR 2006-07 contd.**

<i>Nature of Expenditure</i>	<i>Expenditure during 2006-07</i>			<i>Expenditure to end of 2006-07</i>
	<i>Non Plan</i>	<i>Plan</i>	<i>Total</i>	
(1)	(2)	(3)	(4)	(5)
<i>(In thousands of rupees)</i>				
<b>EXPENDITURE HEADS (CAPITAL ACCOUNT) - contd.</b>				
<b>B Capital Account of Social Services - conclud.</b>				
<b>(g) Capital Account of Social Welfare and Nutrition</b>				
<b>4235 Capital Outlay on Social Security and Welfare</b>				
<i>02 Social Welfare</i>				
101 Welfare of handicapped		39,00	39,00	3,77,87
102 Child Welfare				
NABARD works - Construction of Anganwadi Buildings		25,00	25,00	23,29,86
103 Women's Welfare				6,33
106 Correctional Services		1,49,99	1,49,99	12,44,53
190 Investments in Public Sector and other undertakings				
Women's Development Corporation				9,72,50
<i>60 Other Social Security and Welfare Programmes</i>				
800 Other Expenditure		60,01	60,01	6,90,12
902 Deduct - Amount met from State Government Insurance Fund				(-) 23,30
<b>Total 4235</b>		<b>2,74,00</b>	<b>2,74,00</b>	<b>55,97,91</b>
<b>4236 Capital Outlay on Nutrition</b>				
<i>01 Production of Nutritious Foods and Beverages</i>				
190 Investments in Public Sector and other undertakings				
Karnataka Agro Corn Products Limited				63,40
<b>Total 4236</b>				<b>63,40</b>
<b>Total (g) Capital Account of Social Welfare and Nutrition</b>		<b>2,74,00</b>	<b>2,74,00</b>	<b>56,61,31</b>
<b>(h) Capital Account of Other Social Services</b>				
<b>4250 Capital Outlay on other Social Services</b>				
201 Labour				9,99,59
203 Employment		7,13	7,13	7,50,61
800 Other Expenditure				1,42,23
<b>Total 4250 / Total (h) Capital Account of Other Social Services</b>		<b>7,13</b>	<b>7,13</b>	<b>18,92,43</b>
<b>Total B. Capital Account of Social Services</b>		<b>79,10</b>	<b>12,91,83,41</b>	<b>12,92,62,51</b>
				<b>55,60,95,49</b>

**STATEMENT NO. 13 - DETAILED STATEMENT OF CAPITAL EXPENDITURE DURING AND  
TO THE END OF THE YEAR 2006-07 - contd.**

Nature of Expenditure	Expenditure during 2006-07			Expenditure to end of 2006-07
	Non Plan	Plan	Total	
(1)	(2)	(3)	(4)	(5)
<b>EXPENDITURE HEADS (CAPITAL ACCOUNT) - contd.</b>				
<b>C Capital Account of Economic Services</b>				
<b>(a) Capital Account of Agriculture and Allied Activities</b>				
<b>4401 Capital Outlay on Crop Husbandry</b>				
001		22,98	22,98	43,17
101				10,06
103				48,88
104				42,02
105				35,25
107				8,50
114				
				50,00
119				6,36,49
190				
				(*)
				80,92
				3,48,09
				1,20,99
				50,00
				36,00
800				2,34,96
<b>Total</b>	<b>4401</b>	<b>22,98</b>	<b>22,98</b>	<b>17,45,33</b>
<b>4402 Capital Outlay on Soil and Water Conservation</b>				
800		3,85,69	3,85,69	23,84,43
<b>Total</b>	<b>4402</b>	<b>3,85,69</b>	<b>3,85,69</b>	<b>23,84,43</b>
<b>4403 Capital Outlay on Animal Husbandry</b>				
101		7,51,25	7,51,25	9,06,33
102				1,19,39

(\*) The investment of Government in Karnataka Agro Protein Limited is Rs.101- only.

**STATEMENT NO. 13 - DETAILED STATEMENT OF CAPITAL EXPENDITURE DURING AND  
TO THE END OF THE YEAR 2006-07 - contd.**

Nature of Expenditure	Expenditure during 2006-07			Expenditure to end of 2006-07
	Non Plan	Plan	Total	
(1)	(2)	(3)	(4)	(5)
<b>EXPENDITURE HEADS (CAPITAL ACCOUNT) - contd.</b>				
<b>C Capital Account of Economic Services - contd.</b>				
<b>(a) Capital Account of Agriculture and Allied Activities - contd.</b>				
<b>4403 Capital Outlay on Animal Husbandry - conclud.</b>				
103 Poultry Development				
NCDC Assistance to Poultry Co-operative				1,03,43
Other Schemes each costing Rs.1 crore and less				87,11
104 Sheep and Wool Development				37,15
105 Piggery Development				3,47
190 Investments in Public Sector and other undertakings				
Karnataka Poultry Development Federation Board				40,00
800 Other Expenditure				12,47
<b>Total 4403</b>		<b>7,51,25</b>	<b>7,51,25</b>	<b>13,09,35</b>
<b>4404 Capital Outlay on Dairy Development</b>				
109 Extension and Training				
Bangalore Milk Supply Scheme				1,17,56
190 Investments in Public Sector and other undertakings				
Karnataka Dairy Development Corporation Limited, Bangalore				92,61
Karnataka Milk Products Limited				2,01,62
Dairy Co-operatives				2,15,10
800 Other Expenditure				19,64
<b>Total 4404</b>				<b>6,46,53</b>
<b>4405 Capital Outlay on Fisheries</b>				
101 Inland Fisheries				2,36,95
103 Marine Fisheries -				
Centrally Sponsored Scheme - Fishing Harbour Project, Malpe	(-) 7	5,10,00	5,09,93	25,10,49
Fishing Harbour at Gangolli		2,19,02	2,19,02	7,66,31
Fishing Harbour at Karwar		1,00	1,00	1,35,99
Fishing Harbour at Mangalore		1,00	1,00	1,53,03
Other Works each costing Rs.1 crore and less				5,73,07
104 Fishing Harbour and Landing Facilities		31,49	31,49	12,21,58

**STATEMENT NO. 13 - DETAILED STATEMENT OF CAPITAL EXPENDITURE DURING AND  
TO THE END OF THE YEAR 2006-07 - contd.**

Nature of Expenditure	Expenditure during 2006-07			Expenditure to end of 2006-07
	Non Plan	Plan	Total	
(1)	(2)	(3)	(4)	(5)
<i>(In thousands of rupees)</i>				
<b>EXPENDITURE HEADS (CAPITAL ACCOUNT) - contd.</b>				
<b>C Capital Account of Economic Services - contd.</b>				
<b>(a) Capital Account of Agriculture and Allied Activities - contd.</b>				
<b>4405 Capital Outlay on Fisheries - conclud.</b>				
190	Investments in Public Sector and other undertakings			
	Karnataka Inland Fisheries Development Corporation			1,82,30
	Karnataka State Fisheries Development Corporation	4,12,29	4,12,29	6,49,11
195	Investments in Co-operatives			
	Fisheries Co-operatives	(-) 1,45	(-) 1,45	5,09,70
	NCDC Assistance for Investments in Fisheries Co-operative Societies	4,00	4,00	1,91,80
800	Other Expenditure			
	Construction of Fisheries Link Roads, Bridges and Jetties with NABARD Assistance (RIDF)	1,48,72	1,48,72	8,51,97
	Capital releases to Zilla Panchayats for Construction of Fisheries Link Roads			1,01,00
	Other Works each costing Rs.1 crore and less			15,98,04
<b>Total</b>	<b>4405</b>	<b>(-) 1,52</b>	<b>13,27,52</b>	<b>13,26,00</b>
<b>4406</b>	<b>Capital outlay on Forestry and Wild Life</b>			
	<i>01 Forestry</i>			
070	Communication and Buildings	2,25,12	2,25,12	16,38,76
102	Social and Farm Forestry			
	Forestry and Environment Project for Eastern Plains	3,65,76	3,65,76	30,55,53
	Karnataka Sustainable Forest Management and Bio-Diversity Conservation Scheme	26,75	26,75	54,92
190	Investments in Public Sector and other undertakings			
	Karnataka Forest Development Corporation Limited, Bangalore			11,79,05
	Karnataka State Forest Industries Corporation Limited, Bangalore			1,13,27
	Karnataka State Cashew Development Corporation Limited, Mangalore			3,48,03
800	Other Expenditure			1,11,82
	<i>02 Environmental Forestry and Wild Life</i>			
111	Zoological Park			1,29
<b>Total</b>	<b>4406</b>		<b>6,17,63</b>	<b>6,17,63</b>
				<b>65,02,67</b>

**STATEMENT NO. 13 - DETAILED STATEMENT OF CAPITAL EXPENDITURE DURING AND TO THE END OF THE YEAR 2006-07 - contd.**

<i>Nature of Expenditure</i>	<i>Expenditure during 2006-07</i>			<i>Expenditure to end of 2006-07</i>
	<i>Non Plan</i>	<i>Plan</i>	<i>Total</i>	
	<i>(In thousands of rupees)</i>			
(1)	(2)	(3)	(4)	(5)
<b>EXPENDITURE HEADS (CAPITAL ACCOUNT) - contd.</b>				
<b>C Capital Account of Economic Services - contd.</b>				
<b>(a) Capital Account of Agriculture and Allied Activities - contd.</b>				
<b>4408</b>	<b>Capital Outlay on Food, Storage and Warehousing</b>			
	<i>01 Food</i>			
101	Procurement and Supply –			
	Gross Expenditure			4,99,11,63
	Deduct – Receipts and Recoveries on Capital Account			(-) 5,21,72,56
	Co-operative Societies for purchase of food grains on behalf of Government			4,03,78
190	Investments in Public Sector and other undertakings			
	Karnataka Meat and Poultry Marketing Corporation Limited			35,50
	Karnataka Food and Civil Supplies Corporation, Bangalore			3,25,00
800	Other Expenditure			5,88
	<i>02 Storage and Warehousing</i>			
101	Rural Godown Programmes			
	Construction of Godowns by P.A.C/Marketing Societies Federation under N.C.D.C III Project through World Bank Assistance for Godowns -			
	State Component			1,52,20
	Central Share			1,90,24
190	Investments in Public Sector and other undertakings			
	Karnataka State Warehousing Corporation, Bangalore			
		10,00	10,00	6,78,65
800	Other Expenditure			
	Co-operative Marketing Societies			11,34,14
	Other Investments each costing Rs.1 crore and less			3,58,03
<b>Total 4408</b>		<b>10,00</b>	<b>10,00</b>	<b>10,22,49</b>



**STATEMENT NO. 13 - DETAILED STATEMENT OF CAPITAL EXPENDITURE DURING AND  
TO THE END OF THE YEAR 2006-07 - contd.**

Nature of Expenditure	Expenditure during 2006-07			Expenditure to end of 2006-07
	Non Plan	Plan	Total	
(1)	(2)	(3)	(4)	(5)
<b>EXPENDITURE HEADS (CAPITAL ACCOUNT) - contd.</b>				
<b>C Capital Account of Economic Services - contd.</b>				
<b>(a) Capital Account of Agriculture and Allied Activities - contd.</b>				
<b>4415 Capital Outlay on Agricultural Research and Education</b>				
01 Crop Husbandry				
277 Education				55,05
<b>Total 4415</b>				<b>55,05</b>
<b>4416 Investments in Agricultural Financial Institutions</b>				
190 Investments in Public Sector and other undertakings				
Other Investments each costing Rs.1 crore and less (Investments in Regional Rural Banks/Grameena Banks)				19,51,52
<b>Total 4416</b>				<b>19,51,52</b>
<b>4425 Capital Outlay on Co-operation</b>				
107 Investments in Credit Co-operatives				
District Central Co-operative Banks				1,94,98
Share Capital Assistance to PCARD Banks				1,70,00
Share Capital Assistance to Mahila Co- operative Banks				7,54
Land Development Bank and Societies				28,52,47
Karnataka State Co-operative Apex Bank				1,20,00
Service co-operatives				9,51,51
Co-operative Central Banks				8,88,13
Share Capital to DCC/Land DCC Urban Banks under L.T.O Funds from NABARD				20,67,95
Large sized Societies				57,46
Other Investments each costing Rs.1 crore and less				48,03
Deduct - Receipts and Recoveries on Capital Account				(-) 13

**STATEMENT NO. 13 - DETAILED STATEMENT OF CAPITAL EXPENDITURE DURING AND  
TO THE END OF THE YEAR 2006-07 - contd.**

<i>Nature of Expenditure</i>	<i>Expenditure during 2006-07</i>			<i>Expenditure to end of 2006-07</i>
	<i>Non Plan</i>	<i>Plan</i>	<i>Total</i>	
(1)	(2)	(3)	(4)	(5)
<i>(In thousands of rupees)</i>				
<b>EXPENDITURE HEADS (CAPITAL ACCOUNT) - contd.</b>				
<b>C Capital Account of Economic Services - contd.</b>				
<b>(a) Capital Account of Agriculture and Allied Activities - contd.</b>				
<b>4425 Capital Outlay on Co-operation - contd.</b>				
108 Investments in other Cooperatives:				
Processing Societies				8,82,96
Share Capital to Oil Complex and Ginning Unit under N.C.D.C. Project through World Bank-				
State Share				11,39,85
N.C.D.C Share				19,11,60
Share Capital to Central Arecanut Marketing and Processing Co-operative Society Limited				1,09,00
Share Capital to PACS/TAPCMS/Other Co-operatives				2,10
C.S.S. Share Capital to Rural Electric Society				50,00
Integrated Development scheme N.C.D.C Share Capital to Women's Co-operative Society				3,28,11
Karnataka State Co-operative Marketing Federation Limited, Bangalore				20,97,00
Co-operative Marketing and Processing Societies for establishment of Rice Mills				1,12,58
Co-operative Oil Mills, Gadag under N.C.D.C Scheme				96,26
Other Co-operatives				2,15,89
Share Capital for Construction of Godowns by PACs/Marketing Societies Federation under NCDC III Project through World Bank Assistance for Storage-				
NCDC Share				1,54,74
State Share				5,87
Share Capital Assistance to LAMPS for Expansion and Diversification of Non-Credit business				1,14,24
Centrally Sponsored Scheme of Promotion and Development of Weaker Section Co- operatives - Investments				92,35

**STATEMENT NO. 13 - DETAILED STATEMENT OF CAPITAL EXPENDITURE DURING AND  
TO THE END OF THE YEAR 2006-07 - contd.**

Nature of Expenditure	Expenditure during 2006-07			Expenditure to end of 2006-07
	Non Plan	Plan	Total	
(1)	(2)	(3)	(4)	(5)
<i>(In thousands of rupees)</i>				
<b>EXPENDITURE HEADS (CAPITAL ACCOUNT) - contd.</b>				
<b>C Capital Account of Economic Services - contd.</b>				
<b>(a) Capital Account of Agriculture and Allied Activities - contd.</b>				
<b>4425 Capital Outlay on Co-operation - contd.</b>				
<b>108 Investments in other Cooperatives - conold.</b>				
Share Capital Assistance to Women Multipurpose Co-operatives – Investments				66,60
Strengthening of Share Capital Base of TAPCMS for revitalisation / Development of Business				98,42
NCDC III Co-operative Storage Project Sanction of Margin Money Assistance to PAC during Construction of Rural Godown under the Project				3,99,40
CSS for NCDC Share Capital for Construction of Godown by PACs Market Society Federation for Cotton Component under NCDC III Project through World Bank– State Share				25,85
NCDC Share				87,37
Margin Money Assistance for opening of Farmers' Service Centres				2,91,53
Share Capital Assistance to LAMPS for Expansion and Construction of Godowns under Corporation Sponsored scheme				4,01,56
Share Capital Contribution to Processing and Other Societies for Establishment of Processing Units NCDC Scheme				36,26
NCDC Scheme for Co-operative Integrated Development Programme				1,08,09
Share Capital provision for NCDC Sponsored Schemes				12,44,97
CSS Special Scheme for SC/ST-Share Capital Assistance to LAMPS				34,27
Share Capital to COMARK				2,00,00
Share Capital Assistance to Various Categories of Co-operative Societies				14,55,56
Share Capital Assistance to Karnataka Co- operative Woolen Textiles Ranebennur		39,70	39,70	39,70
Share Capital Assistance under NCDC Assisted ICDP Project		2,85,48	2,85,48	2,85,48

**STATEMENT NO. 13 - DETAILED STATEMENT OF CAPITAL EXPENDITURE DURING AND TO THE END OF THE YEAR 2006-07 - contd.**

Nature of Expenditure	Expenditure during 2006-07			Expenditure to end of 2006-07
	Non Plan	Plan	Total	
(1)	(2)	(3)	(4)	(5)
<b>EXPENDITURE HEADS (CAPITAL ACCOUNT) - contd.</b>				
<b>C Capital Account of Economic Services - contd.</b>				
<i>(a) Capital Account of Agriculture and Allied Activities - conclud.</i>				
<b>4425 Capital Outlay on Co-operation - conclud.</b>				
108 Investments in other Cooperatives - conclud.				
Other Investments each costing Rs.1 crore and less				7,10,07
Deduct - Receipts and Recoveries on Capital Account	(-) 1,23,91		(-) 1,23,91	(-) 11,11,65
796 Tribal Area Sub-Plan				1,29,86
Financial Assistance to LAMPS for establishment of Processing Units				11,98
800 Other Expenditure				
CSS for NCDC strengthening of Share Capital base and Primary Marketing Society for Revitalisation - Development and Business Activities - NCDC				1,89,13
Other Investments each costing Rs.1 crore and less				27,65
901 Deduct - Receipts and Recoveries on Capital Account				(-) 10,46,53
<b>Total 4425</b>	<b>(-) 1,23,91</b>	<b>3,25,18</b>	<b>2,01,27</b>	<b>1,84,02,65</b>
<b>Total (a) Capital Account of Agriculture and Allied Activities</b>	<b>(-) 1,25,43</b>	<b>34,40,25</b>	<b>33,14,82</b>	<b>4,37,01,36</b>
<i>(b) Capital Account of Rural Development</i>				
<b>4515 Capital Outlay on other Rural Development Programmes</b>				
102 Community Development				9,82,56
103 Rural Development				18,76,15
Payments to landlords for land vested in Government in cash/through Small Savings Certificates	1,11,43		1,11,43	9,05,14
Suvarna Gramodaya		1,75,22,56	1,75,22,56	1,75,22,56
800 Other Expenditure				30,70
901 Deduct - Receipt and Recoveries on Capital Account				(-) 15,05
<b>Total 4515 / Total (b) Capital Account of Rural Development</b>	<b>1,11,43</b>	<b>1,75,22,56</b>	<b>1,76,33,99</b>	<b>2,13,02,06</b>

**STATEMENT NO. 13 - DETAILED STATEMENT OF CAPITAL EXPENDITURE DURING AND TO THE END OF THE YEAR 2006-07 - contd.**

<i>Nature of Expenditure</i>	<i>Expenditure during 2006-07</i>			<i>Expenditure to end of 2006-07</i>
	<i>Non Plan</i>	<i>Plan</i>	<i>Total</i>	
(1)	(2)	(3)	(4)	(5)
<i>(In thousands of rupees)</i>				
<b>EXPENDITURE HEADS (CAPITAL ACCOUNT) - contd.</b>				
<b>C Capital Account of Economic Services - contd.</b>				
<i>(d) Capital Account of Irrigation and Flood Control</i>				
<b>4701 Capital Outlay on Major and Medium Irrigation</b>				
<i>01 Major Irrigation - Commercial</i>				
Kabini Project				4,15,60,90
Harangi Project				3,48,56,03
Hemavathy Project	1,83,61		1,83,61	17,51,45,60
Tungabhadra Project - Left Bank		14,10,70	14,10,70	4,06,64,70
Tungabhadra Project - HLC II Stage		54,98	54,98	54,38,26
Bhadra Project	(-) 11 (*)	66,30,94	66,30,83	2,04,07,58 (&)
Yagachi Project				1,58,46,98
Malaprabha Project (includes World Food Programme figures)		60,44	60,44	5,18,65,74
Ghataprabha Project Stage III	(-) 7 (*)	15,47	15,40	3,79,79,78
Dhudganga Project				13,18,88
Hippargi Barrage				27,68,40
Upper Thunga Project				29,87,88
Bennithora Project	(-) 37 (*)	3,07,64	3,07,27	2,48,61,26
Karanja Project		21,40,20	21,40,20	4,70,77,00
Varahi Project				34,58,04
Markandeya Project				10,78,82
National Water Management Project				1,20,71,85
Upper Krishna Project - Land Acquisition Resettlement and Rehabilitation		1,38,13	1,38,13	3,38,82,74 (&)
Upper Krishna Project - O&M Narayanapura				24,23,80
Upper Krishna Project				14,64,54,23
Thunga Anicut				3,31,30
Krishnaraja Sagar Right Bank Canal				2,86,32,99
Modernisation of Krishnaraja Sagar Canals				2,87,62,14

(\*) Represents receipts and recoveries on Capital Account.

(&) Differs by 1 with reference to the expenditure to the end of the previous year, due to rounding.

**STATEMENT NO. 13 - DETAILED STATEMENT OF CAPITAL EXPENDITURE DURING AND  
TO THE END OF THE YEAR 2006-07 - contd.**

Nature of Expenditure	Expenditure during 2006-07			Expenditure to end of 2006-07
	Non Plan	Plan	Total	
(1)	(2)	(3)	(4)	(5)
<b>EXPENDITURE HEADS (CAPITAL ACCOUNT) - contd.</b>				
<b>C Capital Account of Economic Services</b>				
- contd.				
<i>(d) Capital Account of Irrigation and Flood Control - contd.</i>				
<b>4701 Capital Outlay on Major and Medium Irrigation - contd.</b>				
<i>01 Major Irrigation - Commercial - conclud.</i>				
Krishnarajasagar				18,14,74
Thungabhadra Project: Karnataka Government Share of Cost				1,56,80
Thungabhadra Project (Works pertaining exclusively to Karnataka)				4,24,51
Upperkrishna Project – Bheemarayanagudi				25,24
Upperkrishna Project – Alamatti				63,76
Upperkrishna Project – Terminal Benefit of KBJNL Employees				22,21
Ghataprabha Project Stage I & II				72,70,40
Water and Land Management Institute, Dharwad				7,00,48
Thungabhadra Project High Level Canal (Stage I)				5,71,66
Cauvery Anicut Channel				29,60,90
Diversion of Chickhole to Suvarnavathy Reservoir				7,50,06
Bhima Project				3,70,84
Singatalur Lift Irrigation Scheme				7,88,65
Jurala Project				4,00,00
Bhadra Modernisation				15,83,03
<i>03 Medium Irrigation - Commercial</i>				
Uduthorehalla Project				1,38,53,77
Taraka Project				31,16,65
Arkavathy Project				84,29,13
Manchanabele Project				72,83,05
Chicklihole Project				22,40,21
Iggalur Project				52,11,93
Votehole Project				44,97,31

**STATEMENT NO. 13 - DETAILED STATEMENT OF CAPITAL EXPENDITURE DURING AND TO THE END OF THE YEAR 2006-07 - contd.**

<i>Nature of Expenditure</i>	<i>Expenditure during 2006-07</i>			<i>Expenditure to end of 2006-07</i>
	<i>Non Plan</i>	<i>Plan</i>	<i>Total</i>	
	<i>(In thousands of rupees)</i>			
(1)	(2)	(3)	(4)	(5)
<b>EXPENDITURE HEADS (CAPITAL ACCOUNT) - contd.</b>				
<b>C Capital Account of Economic Services - contd.</b>				
<i>(d) Capital Account of Irrigation and Flood Control - contd.</i>				
<b>4701 Capital Outlay on Major and Medium Irrigation - contd.</b>				
<i>03 Medium Irrigation - Commercial - contd.</i>				
Kamasamudra Lift Irrigation Project				20,61,62
Feeder Canal to Ranikere				9,53,10
Theetha Project				4,19,67
Hirehalla Project		17,28,25	17,28,25	2,20,12,18
Maskinala Project		2,39,21	2,39,21	48,42,42
Amarja Project		90,81	90,81	1,10,63,05
Upper Mullamari Project				20,00,21
Lower Mullamari Project				1,23,60,96
Gandorinala Project				21,57,94
Huchana Koppalu Project				16,62,89
Chulkinala Project				72,67,69
Nallur Ammanikere Project				5,14,98
Soudagar Project				5,95,95
Construction of Reservoir across the Nugu River				3,16,98
Construction of Reservoir across Bhadra near Lakkavalli				58,25,45
Construction of Reservoir across Soluruhalla near Ambligola				2,24,69
Hagari Bommanahally Project				3,95,74
Construction of Reservoir across Dharma				1,32,94
Jambadahalla Project				1,16,46
Harinala Project				3,53,37
Basapura - Lift Irrigation Schemes				30,15
Itagi - Sasalwad				33,66
Vijayanagar Channel				1,03,80
Krishna Basin Project				2,48,23,78
Chandrampalli Project				2,01,68
Suvarnavathi Project				3,81,02

**STATEMENT NO. 13 - DETAILED STATEMENT OF CAPITAL EXPENDITURE DURING AND TO THE END OF THE YEAR 2006-07 - contd.**

<i>Nature of Expenditure</i>	<i>Expenditure during 2006-07</i>			<i>Expenditure to end of 2006-07</i>
	<i>Non Plan</i>	<i>Plan</i>	<i>Total</i>	
(1)	(2)	(3)	(4)	(5)
<b>EXPENDITURE HEADS (CAPITAL ACCOUNT) - contd.</b>				
<b>C Capital Account of Economic Services - contd.</b>				
<i>(d) Capital Account of Irrigation and Flood Control - contd.</i>				
<b>4701 Capital Outlay on Major and Medium Irrigation - contd.</b>				
<i>03 Medium Irrigation - Commercial - contd.</i>				
Gundal Project				4,51,64
Narihalla Project				3,24,60
Anjanapura Project		34,51	34,51	7,75,11
Nanjapur Lift Irrigation Scheme				6,60,15
Upper Krishna Project (AIBP)		1,20,63,80	1,20,63,80	15,36,38,99
Krishna Basin Project (AIBP)				4,59,57,60
Karnataka Neeravari Nigam Limited (AIBP)		40,00,00	40,00,00	2,02,44,20
Thimmapura Lift Irrigation Scheme				8,03
Hodinarayana Halla to Jhambada Halla Project		1,13,74	1,13,74	1,14,98
Other Works each costing Rs.1 crore and less				35,06,67
<i>80 General</i>				
001 Direction and Administration				65,61
<i>190 Investments in Public Sector and other undertakings</i>				
Cauvery Basin Lift Irrigation Corporation - Seed Money				7,72,78
Krishna Basin Lift Irrigation Corporation - Seed Money				4,63,70
Krishna Bhagya Jala Nigama		21,24,47,41	21,24,47,41	101,41,75,72
Karnataka Neeravari Nigam Limited		12,20,81,82	12,20,81,82	27,36,80,30
<i>800 Other Expenditure</i>				
Renovation of Old Anicut Channels				41,44,76
New Schemes		93,63,84	93,63,84	2,22,95,71
Other Works each costing Rs.1 crore and less	1,71,49	1,37,60	3,09,09	25,76,46
<b>Total 4701</b>	<b>3,54,55</b>	<b>37,30,59,49</b>	<b>37,34,14,04</b>	<b>246,71,19,62</b>



**STATEMENT NO. 13 - DETAILED STATEMENT OF CAPITAL EXPENDITURE DURING AND  
TO THE END OF THE YEAR 2006-07 - contd.**

<i>Nature of Expenditure</i>	<i>Expenditure during 2006-07</i>			<i>Expenditure to end of 2006-07</i>
	<i>Non Plan</i>	<i>Plan</i>	<i>Total</i>	
(1)	(2)	(3)	(4)	(5)
<b>EXPENDITURE HEADS (CAPITAL ACCOUNT) - contd.</b>				
<b>C Capital Account of Economic Services - contd.</b>				
<b>(d) Capital Account of Irrigation and Flood Control - contd.</b>				
<b>4702 Capital Outlay on Minor Irrigation</b>				
101 Surface Water				
Construction of Mangala Reservoir across Nagini River near Thigalara Palya				1,71,27
Construction of Irrigation Tank near Ranga Samudra				1,18,00
Construction of Varahi Lift Irrigation and its pertinent works				17,56,00
Construction of Tank near Rangayyana Durga, Molkalmuru		90,19	90,19	11,55,37
Minnathulla Tank Project, Kollegal Taluk		11,69	11,69	13,76,55
Construction of New Tank at Chigalli, Mundgod Taluk				4,43,13
Construction of New Tank at Asundinala				4,41,13
Construction of New Tank at Mundwad				4,10,95
Construction of a Tank at Gopinatham				2,46,88
Kudregunchalla Tank Project in Nanjangud Taluk				5,73,95
New Tank near Vijapur (Alland Taluk)				1,64,69
New Tank near Beeranahalli (Chincholi Taluk)				12,27,11
New Tank at Gobar (Afzalpur Taluk)				4,88,26
New Tank at Alur (B) Chittapur Taluk				1,85,23
New Tank at Amlespur, Bidar Taluk				1,66,53
Upper Hirenala Project, Kushtagi Taluk				9,29,26
Attiveri Tank near Mundgod				2,08,62
Minor Irrigation Tank at Durgadahalla (Haliyal Taluk)				4,86,44
New Tank near Bhadrakunta (Aurad Taluk)				1,64,87
Bidi Tank Project Kanakapura Taluk				1,08,94
Kadasgatti Tank Project in Bailhongal Taluk				1,35,39
Yellammanavadi Tank Project at Athni Taluk				1,53,97

**STATEMENT NO. 13 - DETAILED STATEMENT OF CAPITAL EXPENDITURE DURING AND TO THE END OF THE YEAR 2006-07 - contd.**

Nature of Expenditure	Expenditure during 2006-07			Expenditure to end of 2006-07
	Non Plan	Plan	Total	
(1)	(2)	(3)	(4)	(5)
<i>(In thousands of rupees)</i>				
<b>EXPENDITURE HEADS (CAPITAL ACCOUNT) - contd.</b>				
<b>C Capital Account of Economic Services - contd.</b>				
<b>(d) Capital Account of Irrigation and Flood Control - contd.</b>				
<b>4702 Capital Outlay on Minor Irrigation - contd.</b>				
<b>101 Surface Water - contd.</b>				
Construction of Yunkadhi Tank Project near Sindgi Taluk				1,31,13
Tank near Mandipura in Gundlupet Taluk				1,91,09
New Tank at Medamaranahalli, Bangalore District				4,56,91
New Tank at Rauthanahalli, Kunigal Taluk				13,04,32
New Tank near Thathiguppa, Kunigal Taluk				1,64,19
New Tank near Changaliar, Humnabad Taluk				1,65,97
New Tank near Hebbal, Khanapura Taluk				1,17,42
Construction of New Tank at Horadoddi				1,61,99
Construction of New Tank at Masanahalla				1,91,02
New Tank near Vaderahally (Oblidhoodanahalli)				1,84,39
Construction of New Tank near Kyhalli				7,38,94
Construction of Indramma Tank				5,85,30
Construction of New Tank, Munni Nagar				2,36,87
Construction of New Tank, Doddatandya				1,42,16
Construction of New Tank at Thilliguppa				1,63,60
Construction of New Tank at Madamanasahally				4,35,76
Construction of New Tank at Ranathenahally				13,09,36
Construction of New Tank, Yeragunta				2,68,20
Construction of New Tank, Neralahatti				2,54,46
Construction of New Tank, Dandiganahally				1,37,73
Construction of New Tank at Hirur - Thamaddi				1,02,50

**STATEMENT NO. 13 - DETAILED STATEMENT OF CAPITAL EXPENDITURE DURING AND  
TO THE END OF THE YEAR 2006-07 - contd.**

<i>Nature of Expenditure</i>	<i>Expenditure during 2006-07</i>			<i>Expenditure to end of 2006-07</i>
	<i>Non Plan</i>	<i>Plan</i>	<i>Total</i>	
	<i>(In thousands of rupees)</i>			
(1)	(2)	(3)	(4)	(5)
<b>EXPENDITURE HEADS (CAPITAL ACCOUNT) - contd.</b>				
<b>C Capital Account of Economic Services - contd.</b>				
<b>(d) Capital Account of Irrigation and Flood Control - contd.</b>				
<b>4702 Capital Outlay on Minor Irrigation - contd.</b>				
<b>101 Surface Water - contd.</b>				
Construction of New Tank, Bhandar Gunta				1,61,50
Construction of New Tank, Bhopalgad, Belkurni				2,09,06
Construction of Super passage ch 49477 in HLBC (Belur)				2,30,20
Construction of New Tank, Khanderi				1,10,87
Construction of Aqueduct for ch 3821 Belur				1,21,97
Construction of Aqueduct for ch 2120 to 2250				3,10,94
SKP Reconstruction of Branches worthe of A Pura Project (CTR)				17,60,00
Construction of RCP at Hangal (CTR)				6,18,19
Construction of Earthen Dams at Bhairapura, T.P. Hukkeri Taluk				2,63,06
Construction of Tank at Haveri - Hippargi				1,31,10
Construction of Tank at Attiveri - Jambagi Jamkhandi				4,63,87
Construction of Tank at Godihal				1,29,56
Construction of Tank at Hiresingagutti				3,87,62
Construction of Navinihal Tank				2,07,84
Construction of Tank at Itkal				1,11,16
Construction of Badipalli Tank Irrigation Project				1,43,51
Kudregundihalli Tank Irrigation Project				6,81,32
Minnathu Tank Irrigation Project				13,38,82
Manthipura Tank Irrigation Project				2,80,15
Hosarahalla Baby Tank Irrigation Project				1,31,62
Construction of Mechamaranahally Tank, K.K.Pura				2,99,30

**STATEMENT NO. 13 - DETAILED STATEMENT OF CAPITAL EXPENDITURE DURING AND  
TO THE END OF THE YEAR 2006-07 - contd.**

<i>Nature of Expenditure</i>	<i>Expenditure during 2006-07</i>			<i>Expenditure to end of 2006-07</i>
	<i>Non Plan</i>	<i>Plan</i>	<i>Total</i>	
(1)	(2)	(3)	(4)	(5)
<i>(In thousands of rupees)</i>				
<b>EXPENDITURE HEADS (CAPITAL ACCOUNT) - contd.</b>				
<b>C Capital Account of Economic Services - contd.</b>				
<b>(d) Capital Account of Irrigation and Flood Control - contd.</b>				
<b>4702 Capital Outlay on Minor Irrigation - contd.</b>				
<b>101 Surface Water - contd.</b>				
Divanathuhalla Tank, Chamarajanagar				7,01,65
Construction of Tank at Khandinakere, Aurad Taluk				1,19,85
Construction of New Tank near Bhoomyara, Gulbarga				4,90,68
Construction of Tank near Khajikotanur, Gulbarga District				8,23,32
Construction of Tank near Karadala, Chittapur Taluk				7,35,93
Construction Tank near Ganeshpura Tank, Aurad				2,63,58
Construction of Barrage across Varada River near Naganoor, Dharwar				1,22,30
Construction of New Tank at Mosarahalla				1,95,86
Construction of Tank at K.G. Halla				7,42,67
Construction of Tanks at Ingalagi near Bylagudda				1,96,24
Yadehalli Tank				9,10,51
Construction of Tank at Nageshrikuppa				1,17,00
Bridge cum Barrage near Mirji				1,15,25
Construction of Allipur Tank				1,86,25
Construction of New Tank at Alampur				1,18,35
Construction of Kodalipur Tank				8,24,32
Construction of Kalmod Tank				3,56,43
Construction of Bhuyan Tank				1,07,74
Construction of Khaji Kollur Tank				7,77,53
Construction of Kaidal Tank				6,71,20
Construction of New Tank at Ganeshwar Village				2,39,85

**STATEMENT NO. 13 - DETAILED STATEMENT OF CAPITAL EXPENDITURE DURING AND  
TO THE END OF THE YEAR 2006-07 - contd.**

<i>Nature of Expenditure</i>	<i>Expenditure during 2006-07</i>			<i>Expenditure to end of 2006-07</i>
	<i>Non Plan</i>	<i>Plan</i>	<i>Total</i>	
(1)	(2)	(3)	(4)	(5)
<b>EXPENDITURE HEADS (CAPITAL ACCOUNT) - contd.</b>				
<b>C Capital Account of Economic Services - contd.</b>				
<b>(d) Capital Account of Irrigation and Flood Control - contd.</b>				
<b>4702. Capital Outlay on Minor Irrigation - contd.</b>				
101 Surface Water - contd.				
Construction of Villhapur in Gangavathi Taluk				1,00,55
Construction of Lakkalahalli Tank				1,09,70
Construction of Bandkal Tank				1,40,35
Construction of Alvini Tambargi Tank				5,65,61
Construction of Hoovina Hipparge Tank				1,31,09
Construction of Yankanchi Tank				1,38,16
Construction of Hireyurahatti Tank				1,98,75
Construction of New Tank at Adibadi Todalabage				8,48,91
Construction of New Tank at Hamdard				1,11,75
Construction of Ramanatha Tank				8,86,36
Construction of Y.G. Gudda Tank				21,81,29
Construction of Avalahally Tank				1,34,46
Construction of Vaderhally Tank				1,24,32
Construction of Kodali Allapur Tank				15,40,28
Construction of Monnetahally Tank				9,97,06
Anicut and Pickups – Ingalgu Barrage				1,96,10
Nod Barrage				2,20,50
Lift Irrigation Scheme near Karigatta, Srirangapatna				4,25,23
Construction of New Tank at Bommannajogi				8,40,21
Construction of Barrage at Hattalli				3,17,08
Construction of Kangankot Tank				1,08,43
Construction of Bommandanahaly Tank				1,41,61
Construction of Tattiguppa TIP in Kanakapura Taluk				1,60,27
Construction of Rauthanahalli TIP in Kanakapura Taluk				2,84,47

**STATEMENT NO. 13 - DETAILED STATEMENT OF CAPITAL EXPENDITURE DURING AND  
TO THE END OF THE YEAR 2006-07 - contd.**

Nature of Expenditure	Expenditure during 2006-07			Expenditure to end of 2006-07
	Non Plan	Plan	Total	
	(In thousands of rupees)			
(1)	(2)	(3)	(4)	(5)
<b>EXPENDITURE HEADS (CAPITAL ACCOUNT) - contd.</b>				
<b>C Capital Account of Economic Services - contd.</b>				
<b>(d) Capital Account of Irrigation and Flood Control - contd.</b>				
<b>4702 Capital Outlay on Minor Irrigation - contd.</b>				
<b>101 Surface Water - contd.</b>				
Construction of Lift Irrigation Scheme Surgithopu, Malavalli Taluk.				2,19,18
Lift Irrigation Scheme NABARD Kopal Badigatti				2,70,01
Construction of New Tank at Vandaman River near Gollehally in Bagepally Taluk				5,53,02
Construction of Anicut Pickups Improvement to all Feeder Channels of Rangedhora Tank in C.B.Pura				14,43,17
Construction of SWEI at Site River in Neelayara Village, Udupi Taluk				2,64,06
Construction of SWEI at Kammary in Kodaveer Village, Udupi Taluk				1,07,48
Construction of New Tank at Nidasheshi Village in Kushtagi				8,48,32
Construction of New Tank at Narthalpad				2,19,40
Construction of New Tank at Hadgi Madra				1,02,94
Construction of New Tank at Varchgal				3,58,16
Construction of Bandhara Barrage near Asangi, Bijapur.				1,83,00
Construction of Bhandhara Barrage at Ingalgi				1,35,01
Construction of Bhandhara Barrage at Channegaon, Barur, Indi Taluk				4,20,42
Construction of Percolation Tank Bommanajogi				4,07,48
Construction of Lift Irrigation Scheme of Malikyathanahalli in Malavalli Taluk				1,15,30
Providing Cement Lining in Channel No. 3521, 3551 M LBL (Anandur) Mysore II				1,03,55
Construction of Lift Irrigation Scheme Mudukuthora in T. Narasipur				1,10,09

**STATEMENT NO. 13 - DETAILED STATEMENT OF CAPITAL EXPENDITURE DURING AND  
TO THE END OF THE YEAR 2006-07 - contd.**

Nature of Expenditure	Expenditure during 2006-07			Expenditure to end of 2006-07
	Non Plan	Plan	Total	
(1)	(2)	(3)	(4)	(5)
<b>EXPENDITURE HEADS (CAPITAL ACCOUNT) - contd.</b>				
<b>C Capital Account of Economic Services - contd.</b>				
<b>(d) Capital Account of Irrigation and Flood Control - contd.</b>				
<b>4702 Capital Outlay on Minor Irrigation - contd.</b>				
<b>101 Surface Water - contd.</b>				
Construction of New Tank near Pura Kushtagi Taluk				22,90,43
Construction of Lift Irrigation Scheme near Huda Village Sindhanoor Taluk				2,77,03
Construction of Anicuts, Pickup Barrage, Garbhaguddi Barrage, Bellary				1,06,80
Construction of Lift Irrigation Scheme at Chiknarabi, Bijapur				2,41,66
Construction of Bridge cum Barrage, Kowloor				1,06,09
Construction of New Tank, Naravana				1,36,62
Restoration of Gobbur Tank				5,47,48
Construction of New Tank at Honnahalli				1,03,30
Construction of New Tank at Neeralakeri (Heralageri), Bijapur				2,06,30
Construction of New Tank at Purdal, Bijapur				2,29,65
Construction of New Tank at Atharga, Bijapur				1,96,37
Construction of Bhandhara Barrage at Govindapura, Bijapur				7,03,40
Construction of Bhandhara Barrage at Umrani Lavangi, Bijapur				2,41,43
Construction of Bhandhara Barrage at Hingani Algee, Bijapur				8,73,95
Improvement to Bakur Tank, Idugunji				1,27,96
Lift Irrigation Scheme, K. Gollahalli				1,05,62
Construction of New Tank at Jalagondanahally, Kadur				1,35,71
Construction of Hubbehunse Tank in Kollegal Taluk				2,18,42

**STATEMENT NO. 13 - DETAILED STATEMENT OF CAPITAL EXPENDITURE DURING AND TO THE END OF THE YEAR 2006-07 - contd.**

Nature of Expenditure	Expenditure during 2006-07			Expenditure to end of 2006-07
	Non Plan	Plan	Total	
(1)	(2)	(3)	(4)	(5)
<i>(In thousands of rupees)</i>				
<b>EXPENDITURE HEADS (CAPITAL ACCOUNT) - contd.</b>				
<b>C Capital Account of Economic Services - contd.</b>				
<b>(d) Capital Account of Irrigation and Flood Control - contd.</b>				
<b>4702 Capital Outlay on Minor Irrigation - contd.</b>				
101 Surface Water - contd.				
Renovation of Lift Irrigation Scheme, Vyasankere in Hospet Taluk, Bellary				1,26,36
Construction of M I Tank at Chikkabidanur Taluk, Saundatti				2,28,30
Construction of M I Tank at Kamatenur				2,90,52
Construction of Lift Irrigation Scheme at Bhaimatti Taluk in Gokak				1,66,28
Construction of Lift Irrigation Scheme at Manakadri Kasanal Taluk in Chikkodi				2,15,89
Construction of Lift Irrigation Scheme at Boragaon Doneivadi in Chikkodi				1,58,59
Karnataka Community Board Tank Management Project (Jala Samvardhane Yojana Sangha)		60,00,00	60,00,00	2,33,82,35
Construction of New Tank near Jalagondanahally in Srinivasapura Taluk				1,36,30
Construction of New Tank near Kachihalli in Kunigal Taluk				1,84,52
Uduvalli Feeder Canal in Hiriyur Taluk				2,31,51
Construction of Lift Irrigation Scheme, Tunga river near Hosahalli, Thirthahalli Taluk				1,40,28 (g)
Construction of Salt Water Exclusion Dam at Adyapadi in Mangalore Taluk		1,59,16	1,59,16	5,22,08
Rejuvenation of Iyyanakere Tank and its series in Chikkamagalur		26,73	26,73	1,39,74
Construction of Salt Water Exclusion Dam across Kollur River in Bantwadi in Sonapura Village in Kundapura Taluk		3,26,89	3,26,89	6,50,81
Construction of Salt Water Exclusion Dam across Vandre River in Kattebelthuru Village in Kundapura Taluk		40,55,50	40,55,50	44,13,59
Construction of Bridge cum Barrage at Devalgangapur in Afzalpur Taluk		47,98	47,98	5,15,94 (g)
Construction of Bridge cum Barrage, Honnalli				1,22,00
Construction of Bridge cum Barrage at Lahore in Sedam Taluk, Gulbarga District		2,70,82	2,70,82	9,50,75

(g) See footnote (k) at page 180.



**STATEMENT NO. 13 - DETAILED STATEMENT OF CAPITAL EXPENDITURE DURING AND  
TO THE END OF THE YEAR 2006-07 - contd.**

Nature of Expenditure	Expenditure during 2006-07			Expenditure to end of 2006-07
	Non Plan	Plan	Total	
(1)	(2)	(3)	(4)	(5)
<b>EXPENDITURE HEADS (CAPITAL ACCOUNT) - contd.</b>				
<b>C Capital Account of Economic Services - contd.</b>				
<b>(d) Capital Account of Irrigation and Flood Control - contd.</b>				
<b>4702 Capital Outlay on Minor Irrigation - contd.</b>				
101 Surface Water - contd.				
Construction of New Tank at Tadakal in Alland Taluk, Gulbarga District		3,77	3,77	1,18,28 (g)
Construction of New Lift Irrigation Scheme at Badanahatti in Bellary Taluk				1,23,58
Construction of New Tank at Dashampura in Hagari Bommanna Halli Taluk				1,23,08
Construction of Minor Irrigation Tank at Arajanal, Indi Taluk		3,30,18	3,30,18	9,44,92
Construction of Minor Irrigation Tank at Bommanajogi, Sindagi Taluk				1,70,22
Construction of Barrage at Tamba, Indi Taluk				1,38,48
Construction of Bridge cum Barrage at Buyyar in Indi Taluk		1,21,04	1,21,04	8,96,65
Construction of Barrage at Kadri				1,49,68
Construction of Barrage at Timmapur				1,91,12
Construction of Barrage at Dhawaleshwar				2,28,18
Construction of Barrage at Kaladagi, Bagalkot Taluk		29,27	29,27	1,39,37
Construction of Barrage at Patadakal, Badami Taluk				1,08,78
Providing and fixing Trusses to the Uttur-Jaliber Lift Irrigation Scheme II Stage				1,11,32
Construction of Lift Irrigation Scheme, Lingapur				2,13,68
Construction of Minor Irrigation Tanks at Hosagadde				4,95,77
Construction of Right Bank and CD Works of Attiveri in Mundgod				3,22,00
Construction of Minor Irrigation Tank at Kamatur, Hukkeri Taluk				4,60,76
Construction of Minor Irrigation Tank at Kaitnal, Gokak Taluk				1,13,79
Construction of Minor Irrigation Tank at Mugalihal, Saundatti Taluk				2,72,51
Construction of Bridge cum Barrage at Daddi, Hukkeri Taluk				1,72,51

(g) See footnote (k) at page 180.

**STATEMENT NO. 13 - DETAILED STATEMENT OF CAPITAL EXPENDITURE DURING AND TO THE END OF THE YEAR 2006-07 - contd.**

<i>Nature of Expenditure</i>	<i>Expenditure during 2006-07</i>			<i>Expenditure to end of 2006-07</i>
	<i>Non Plan</i>	<i>Plan</i>	<i>Total</i>	
	<i>(In thousands of rupees)</i>			
(1)	(2)	(3)	(4)	(5)
<b>EXPENDITURE HEADS (CAPITAL ACCOUNT) - contd.</b>				
<b>C Capital Account of Economic Services - contd.</b>				
<b>(d) Capital Account of Irrigation and Flood Control - contd.</b>				
<b>4702 Capital Outlay on Minor Irrigation - contd.</b>				
101 Surface Water - contd.				
Construction of Bridge cum Barrage at Milikwad, Chikkodi Taluk				1,16,11
Construction of Bridge cum Barrage at Awaradi, Gokak Taluk				2,22,51
Construction of Lift Irrigation Scheme at Bhairnatti				1,69,01
Construction of Lift Irrigation Scheme at Malikwad				2,18,07
Construction of Minor Irrigation Tank at Hebbal, Belgaum District				1,17,42
LAQ to Minor Irrigation Tank at Rashing				1,67,16
LAQ to Minor Irrigation Tank at Kamathur				1,32,71
Construction of Minor Irrigation Tank at Maradi		1,25,24	1,25,24	2,93,70
Construction of bund, waste weir canal to Minor Irrigation Tank at Antravadi in Rannebennur Taluk		45,01	45,01	1,50,11
Improvements to Feeder Canal from Battegeri to Belagalpeth Tank in Hangal Taluk		22,70	22,70	2,63,98
Construction of Minor Irrigation Tank at Saibella Sommanakoppa in Kalaghatagi Taluk		15,50	15,50	1,83,58
Construction of Lift Irrigation Scheme at Motitalab in Savanur Taluk		1,75,08	1,75,08	5,30,40 (g)
Construction of Gourapur Lift Irrigation Scheme in Haveri Taluk		30,29	30,29	1,36,96
Construction of Bridge cum Barrage over Delantha Bettain Shubaroor village, Mangalore		1,12,58	1,12,58	1,60,45 (h)
Construction of Barrage across Hattikuni Nala, near Yaddalli village, Yadgir Taluk, Gulbarga District		4,22	4,22	1,31,25 (h)

(g) & (h) See footnote (k) at page 180.

**STATEMENT NO. 13 - DETAILED STATEMENT OF CAPITAL EXPENDITURE DURING AND TO THE END OF THE YEAR 2006-07 - contd.**

Nature of Expenditure	Expenditure during 2006-07			Expenditure to end of 2006-07
	Non Plan	Plan	Total	
(1)	(2)	(3)	(4)	(5)
<b>EXPENDITURE HEADS (CAPITAL ACCOUNT) - contd.</b>				
<b>C Capital Account of Economic Services - contd.</b>				
<b>(d) Capital Account of Irrigation and Flood Control - contd.</b>				
<b>4702 Capital Outlay on Minor Irrigation - contd.</b>				
101 Surface Water - contd.				
Construction of Bridge cum Barrage across Kagina river near Shankarwadi Village, Chittapur Taluk, Gulbarga District		4,56,95	4,56,95	4,94,91 (h)
Construction of Feeder Canal from Karanagi to Afzalapur Yadgir Taluk, Gulbarga				1,95,07 (i)
Construction of New Tank near Okali village, Gulbarga		20,57	20,57	4,24,21 (h)
Construction of Lift Irrigation Scheme at Ullagaddivadi near Kallol village, Chikkodi Taluk		51,36	51,36	1,01,12 (h)
Construction of New Lift Irrigation Scheme at Daddal in Manvi Taluk		22,14	22,14	3,74,38 (h)
Construction of New Tank at Höttegali in Karwar Taluk		1,93,97	1,93,97	2,51,04 (h)
Construction of New Tank on down stream of breached Kudunakunte Tank near Hampasandra village in Gudibanda Taluk		83,29	83,29	1,72,59 (h)
Construction of New Tank near Kollibachaluhalla in Sagar Taluk		90,76	90,76	1,89,80 (h)
Construction of Barrage across Varada River near Mugur		1,75,98	1,75,98	2,53,51 (h)
Construction of new Lift Irrigation Scheme at Guttiganur in Bellary Taluk.		33,48	33,48	1,19,89 (h)
Construction of Saidapur tank in B. Kalyan Taluk				6,36,83 (i)
Construction of Bridge cum Barrage near Lakhangaon in Bhalki Taluk				3,59,39 (i)
Construction of Lift Irrigation Scheme in Uttur Jaliber, Indi Taluk				1,15,58 (i)
Construction of Bridge cum Barrage near Kittali, Badami Taluk				1,51,43 (i)

(h) & (i) See footnote (k) at page 180.

**STATEMENT NO. 13 - DETAILED STATEMENT OF CAPITAL EXPENDITURE DURING AND  
TO THE END OF THE YEAR 2006-07 - contd.**

Nature of Expenditure	Expenditure during 2006-07			Expenditure to end of 2006-07
	Non Plan	Plan	Total	
	(In thousands of rupees)			
(1)	(2)	(3)	(4)	(5)
<b>EXPENDITURE HEADS (CAPITAL ACCOUNT) - contd.</b>				
<b>C Capital Account of Economic Services - contd.</b>				
<b>(d) Capital Account of Irrigation and Flood Control - contd.</b>				
<b>4702 Capital Outlay on Minor Irrigation - contd.</b>				
101 Surface Water - conclud.				
Construction of Lift Irrigation Scheme at Alladinni, Bagalkot Taluk				1,11,60 (i)
Construction of Bridge cum Barrage near Nagaral, Badami Taluk				1,04,29 (i)
Construction of Bridge cum Barrage near Yatnal, Bijapur Taluk				1,15,27 (i)
Improvements to restoration of Salegoun Tank in Aland Taluk		1,80,00	1,80,00	1,80,00
Construction of of Nelajeri tank in Yelburga Taluk		1,38,38	1,38,38	1,38,38
Construction of of Gabbur Tank in Koppal Taluk		1,61,31	1,61,31	1,61,31
Construction of salt water Exclusion Dam across Yedamavinahole in Kirimanjeshwara village in Kundapur Taluk		1,46,02	1,46,02	1,46,02
Lift Irrigation Scheme near Yedehally		1,47,32	1,47,32	2,51,02 (j)
Other Works each costing Rs.1 crore and less		2,00,17,93	2,00,17,93	7,03,22,41 (k)

- (k) Balance amounting to Rs.32,53,32 thousand transferred proforma from Other Works costing Rs.1 crore and less to items (4) marked (g) at pages 176, 177 and 178 (Rs.36,01 thousand), to items (11) marked (h) at pages 178 and 179 (Rs.14,27,85 thousand) and to items (8) marked (i) above and at page 179 (Rs.17,89,46 thousand).
- (j) Shown below Minor Head '102 Ground Water' in the previous year.

**STATEMENT NO. 13 - DETAILED STATEMENT OF CAPITAL EXPENDITURE DURING AND  
TO THE END OF THE YEAR 2006-07 - contd.**

Nature of Expenditure	Expenditure during 2006-07			Expenditure to end of 2006-07
	Non Plan	Plan	Total	
	(In thousands of rupees)			
(1)	(2)	(3)	(4)	(5)
<b>EXPENDITURE HEADS (CAPITAL ACCOUNT) - contd.</b>				
<b>C Capital Account of Economic Services - contd.</b>				
<b>(d) Capital Account of Irrigation and Flood Control - conclud.</b>				
<b>4702 Capital Outlay on Minor Irrigation - conclud.</b>				
102	Ground Water			
	Lift Irrigation Scheme at Eklespur			2,37,76
	Lift Irrigation Scheme near Kamasamudra			1,08,30
	Construction of New Tank at Benakallu			1,25,77
	Lift Irrigation Scheme at Balabagi			1,55,74
	Construction of Veerapura Tank, Dharwar Taluk			1,59,73
	Construction of Tank at Budshetnal			2,27,62
	Construction of New Tank at Magadi Taluk			1,17,28
	Construction of Indramma Tank, Hallikeri			1,44,77
	Construction of New Tank at Mundgod Taluk			1,15,52
	Construction of Lingeddli Barrage			1,01,27
	Construction of New Tank at Honulu Barrage			1,17,61
	Other Works each costing Rs.1 crore and less			46,55,84
190	Investments in Public Sector and other undertakings			
	Karnataka Neeravari Nigam Limited.			75,00
789	Special Component Plan for Scheduled Castes		18,36	2,14,57
796	Tribal Area Sub-Plan		28,86	74,83
800	Other Expenditure		20,80,34	1,34,14,94
<b>Total</b>	<b>4702</b>		<b>3,60,50,86</b>	<b>19,55,55,88</b>

**STATEMENT NO. 13 - DETAILED STATEMENT OF CAPITAL EXPENDITURE DURING AND TO THE END OF THE YEAR 2006-07 - contd.**

<i>Nature of Expenditure</i>	<i>Expenditure during 2006-07</i>			<i>Expenditure to end of 2006-07</i>
	<i>Non Plan</i>	<i>Plan</i>	<i>Total</i>	
	<i>(In thousands of rupees)</i>			
(1)	(2)	(3)	(4)	(5)
<b>EXPENDITURE HEADS (CAPITAL ACCOUNT) - contd.</b>				
<b>C Capital Account of Economic Services - contd.</b>				
<b>(d) Capital Account of Irrigation and Flood Control - conclud.</b>				
<b>4705 Capital Outlay on Command Area Development</b>				
195 Investments in Co-operative Societies				
Share Capital Investment in Water Users Co-operative Societies.		40,00	40,00	50,00
<b>Total 4705</b>		<b>40,00</b>	<b>40,00</b>	<b>50,00</b>
<b>4711 Capital Outlay on Flood Control Projects</b>				
01 Flood Control				
103 Civil Works				
Other Works each costing Rs.1 crore and less		8,45,53	8,45,53	68,97,33 (&)
02 Anti-sea Erosion Projects				
001 Direction and Administration		55,17	55,17	7,57,90 (&)
103 Civil Works				
Other Works each costing Rs.1 crore and less		11,68,11	11,68,11	89,43,09
<b>Total 4711</b>		<b>20,68,81</b>	<b>20,68,81</b>	<b>1,65,98,32</b>
<b>Total (d) Capital Account of Irrigation and Flood Control</b>	<b>3,54,55</b>	<b>41,12,19,16</b>	<b>41,15,73,71</b>	<b>267,93,23,82</b>

(&) Differs by 1 with reference to the expenditure to the end of the previous year, due to rounding.

**STATEMENT NO. 13 - DETAILED STATEMENT OF CAPITAL EXPENDITURE DURING AND  
TO THE END OF THE YEAR 2006-07 - contd.**

<i>Nature of Expenditure</i>	<i>Expenditure during 2006-07</i>			<i>Expenditure to end of 2006-07</i>
	<i>Non Plan</i>	<i>Plan</i>	<i>Total</i>	
(1)	(2)	(3)	(4)	(5)
<i>(In thousands of rupees)</i>				
<b>EXPENDITURE HEADS (CAPITAL ACCOUNT) - contd.</b>				
<b>C Capital Account of Economic Services - contd.</b>				
<i>(e) Capital Account of Energy</i>				
<b>4801 Capital Outlay on Power Projects</b>				
<i>01. Hydel Generation</i>				
052 Machinery and Equipment				
Tungabhadra Hydro Electric Project (Right Bank)				1,01,13
Tungabhadra Hydro Electric Project (Left Bank)				4,73,11
Investigation Projects				1,33,57
Transmission Lines (I Stage)				2,97,12
Transmission Lines (II Stage)				4,15,33
220 K.V. Transmission Lines and Receiving Station (Final Stage)				1,84,26
Other Schemes each costing Rs.1 crore and less				4,39,72
190 Investments in Public Sector and other undertakings				
Karnataka Electricity Board				4,36,01,00
Karnataka Power Corporation Limited, Bangalore		3,00,00,00	3,00,00,00	9,73,44,91
Visveswaraiiah Vidyut Nigam				7
Karnataka Power Transmission Corporation Limited				7
Chamundeshwari Electricity Supply Company, Mysore				50,00,00
800 Other Expenditure				
REC and PFC loans taken over by Government of Karnataka (*)	1,30,47,00		1,30,47,00	1,30,47,00
<i>02 Thermal Power Generation</i>				
052 Machinery and Equipment				
Other Schemes each costing Rs.1 crore and less				54,66
80 General				
800 Other Expenditure				
Other Schemes each costing Rs.1 crore and less				4,11
<b>Total 4801/Total (e) Capital Account of Energy</b>	<b>1,30,47,00</b>	<b>3,00,00,00</b>	<b>4,30,47,00</b>	<b>16,10,96,06</b>

(\*) Government has stated that the liability has not been taken over by it, but would be treated as Off-Budget borrowings and reflected as such in 2008-09.

**STATEMENT NO. 13 - DETAILED STATEMENT OF CAPITAL EXPENDITURE DURING AND TO THE END OF THE YEAR 2006-07 - contd.**

<i>Nature of Expenditure</i>	<i>Expenditure during 2006-07</i>			<i>Expenditure to end of 2006-07</i>
	<i>Non Plan</i>	<i>Plan</i>	<i>Total</i>	
	<i>(In thousands of rupees)</i>			
(1)	(2)	(3)	(4)	(5)
<b>EXPENDITURE HEADS (CAPITAL ACCOUNT) - contd.</b>				
<b>C Capital Account of Economic Services - contd.</b>				
<i>(f) Capital Account of Industry and Minerals</i>				
<b>4851 Capital Outlay on Village and Small Industries</b>				
101 Industrial Estates				17,01,16
102 Small Scale Industries				
Centrally Sponsored Scheme for Construction of DIC Buildings				2,10,10
Government Tool Room Training Centre, Bangalore				3,00,00
SSI Modernisation & Technology Upgradation				95,18
Government Tool Room Training Centre, Training Complex at Mangalore				2,50,00
Specialised Skill Development Institutes				34,65,06
Laser Centre at Government Tool Room and Training Centre, Mysore				1,95,00
Other Schemes/ Works each costing Rs.1 crore and less		13,31	13,31	5,68,75 (&)
103 Handloom Industries				
N.C.D.C. Scheme for Handloom Societies				4,07,85
Equity Assistance from Government of India under package to Janatha Cloth Scheme				4,93,35
Other Investments/Works each costing Rs.1 crore and less				1,50,48
104 Handicraft Industries				
Other Investments each costing Rs.1 crore and less				32,85
106 Coir Industries				
Integrated Coir Development Project				2,16,96
Share Capital to Central Coir Co-operative Development Producers Marketing Federation				25,00
Other Investments / Works each costing Rs.1 crore and less				1,66,06

(&) Differs by 1 with reference to the expenditure to the end of the previous year, due to rounding.



**STATEMENT NO. 13 - DETAILED STATEMENT OF CAPITAL EXPENDITURE DURING AND  
TO THE END OF THE YEAR 2006-07 - contd.**

Nature of Expenditure	Expenditure during 2006-07			Expenditure to end of 2006-07
	Non Plan	Plan	Total	
(1)	(2)	(3)	(4)	(5)
<b>EXPENDITURE HEADS (CAPITAL ACCOUNT) - contd.</b>				
<b>C Capital Account of Economic Services - contd.</b>				
<b>(f) Capital Account of Industry and Minerals</b>				
<b>4851 Capital Outlay on Village and Small Industries - conclud.</b>				
107 Sericulture Industries				59,79,31
World Bank Projects Phase II				27,00,93
Other Investments / Works each costing Rs.1 crore and less		55,86	55,86	3,42,92 (&)
108 Powerloom Industries				
Share Capital Assistance to Powerloom Co-operative Societies		5,00	5,00	63,92
Other Schemes/Investments each costing Rs.1 crore and less				2,26,15
NCDC Scheme for Powerloom Co-opertive Societies				5,04,40
CSS - Apparel Park				4,69,00
190 Investments in Public Sector and other undertakings				
Karnataka State Small Industries Development Corporation Limited, Bangalore				19,97,72
Karnataka State Small Industries Marketing Corporation				52,29
Karnataka Handloom Development Corporation				6,66,00
Karnataka State Handicraft Development Corporation Limited, Bangalore				2,58,03
Karnataka Leather Industries Development Corporation				2,93,67
Karnataka Coir Development Corporation Limited, Bangalore				1,28,35
Power Loom Development Corporation				1,54,00
200 Other Village Industries				20,84,97
800 Other Expenditure				
Industrial Co-operatives				7,59,65
Other Expenditure				36,24
<b>Total 4851</b>		<b>74,17</b>	<b>74,17</b>	<b>2,49,95,35</b>

(&) Differs by 1 with reference to the expenditure to the end of the previous year, due to rounding.

**STATEMENT NO. 13 - DETAILED STATEMENT OF CAPITAL EXPENDITURE DURING AND TO THE END OF THE YEAR 2006-07 - contd.**

Nature of Expenditure	Expenditure during 2006-07			Expenditure to end of 2006-07
	Non Plan	Plan	Total	
(1)	(2)	(3)	(4)	(5)
<i>(In thousands of rupees)</i>				
<b>EXPENDITURE HEADS (CAPITAL ACCOUNT) - contd.</b>				
<b>C Capital Account of Economic Services - contd.</b>				
<b>(f) Capital Account of Industry and Minerals - contd.</b>				
<b>4852 Capital Outlay on Iron and Steel Industries</b>				
<i>02 Manufacture</i>				
190	Investments in Public Sector and other undertakings			
	Vijayanagar Steel Plant			6,87,29
	Visvesvaraya Iron and Steel Limited, Bhadravati			32,76,24 (&)
	Tata Iron and Steel Company Limited, Bombay			8,34
800	Other Expenditure			
	Industrial Infrastructure for Institutions	(-) 2,40,94	65,31,47	62,90,53
		(*)		1,04,80,63
	Cyber Park – Information Technology Infrastructure Development			2,00,00
	Permanent Exhibition Complex Information Technology Park			12,10,00
	Other Schemes each costing Rs.1 crore and less			24,40
<b>Total</b>	<b>4852</b>	<b>(-) 2,40,94</b>	<b>65,31,47</b>	<b>62,90,53</b>
				<b>1,58,86,90 (&amp;)</b>
<b>4853 Capital Outlay on Non-Ferrous Mining and Metallurgical Industries</b>				
<i>01 Mineral Exploration and Development</i>				
004	Research and Development			70,68
<i>02 Non-Ferrous Metals</i>				
190	Investments in Public Sector and other undertakings			
	Karnataka Copper Consortium Limited			95,06
	Chitradurga Copper Company Limited, Bangalore			65,00
	Hutti Gold Mines Company Limited, Bangalore			85,42
	Other Investments each costing Rs.1 crore and less			3,55
<b>Total</b>	<b>4853</b>			<b>3,19,71</b>

(&) Differs by 1 with reference to the expenditure to the end of the previous year, due to rounding.

(\*) Represents receipts and recoveries on Capital Account.

**STATEMENT NO. 13 - DETAILED STATEMENT OF CAPITAL EXPENDITURE DURING AND  
TO THE END OF THE YEAR 2006-07 - contd.**

<i>Nature of Expenditure</i>	<i>Expenditure during 2006-07</i>			<i>Expenditure to end of 2006-07</i>
	<i>Non Plan</i>	<i>Plan</i>	<i>Total</i>	
(1)	(2)	(3)	(4)	(5)
<i>(In thousands of rupees)</i>				
<b>EXPENDITURE HEADS (CAPITAL ACCOUNT) - contd.</b>				
<b>C Capital Account of Economic Services - contd.</b>				
<b>(f) Capital Account of Industry and Minerals - contd.</b>				
<b>4854 Capital Outlay on Cement and Non- Metallic Mineral Industries</b>				
<i>01 Cement</i>				
190 Investments in Public Sector and other undertakings				
Associated Cement Company Limited, Bombay				16,38
Mysore Cement Limited, Bangalore				23,46
Other Investments each costing Rs.1 crore and less				1,94
<b>Total 4854</b>				<b>41,78</b>
<b>4855 Capital Outlay on Fertilizer Industries</b>				
190 Investments in Public Sector and other undertakings				
Fertilisers and Chemicals Travancore Limited, Udyogamandal				55
<b>Total 4855</b>				<b>55</b>
<b>4856 Capital Outlay on Petro Chemical Industries</b>				
190 Investments in Public Sector and other undertakings				
Mysore Acetate and Chemicals Company Limited, Bangalore				3,51,05
200 Other Investments				10,27
<b>Total 4856</b>				<b>3,61,32</b>
<b>4858 Capital Outlay on Engineering Industries</b>				
<i>01 Electrical Engineering Industries</i>				
190 Investments in Public Sector and other undertakings				
Government Electric Factory, Bangalore				56,15
New Government Electric Factory Limited, Bangalore				15,48,02

**STATEMENT NO. 13 - DETAILED STATEMENT OF CAPITAL EXPENDITURE DURING AND TO THE END OF THE YEAR 2006-07 - contd.**

Nature of Expenditure	Expenditure during 2006-07			Expenditure to end of 2006-07
	Non Plan	Plan	Total	
(1)	(2)	(3)	(4)	(5)
<b>EXPENDITURE HEADS (CAPITAL ACCOUNT) - contd.</b>				
<b>C Capital Account of Economic Services - contd.</b>				
<i>(f) Capital Account of Industry and Minerals - contd.</i>				
<b>4858 Capital Outlay on Engineering Industries - conclud.</b>				
01 <i>Electrical Engineering Industries - conclud.</i>				
190 Investments in Public Sector and other undertakings - conclud.				
Karnataka Vidyuth Karkhane Limited, Bangalore				58,10
Mysore Electrical Industries Limited, Bangalore				5,77,14
Other Investments each costing Rs.1 crore and less				4,20
02 <i>Other Industrial Machinery Industries</i>				
004 Research and Development				55,15
190 Investments in Public Sector and other undertakings				
Mysore Lamp Works				78,67
Mysore Implements Factory, Hassan				85,96
Karnataka Implements and Machinery Company Limited, Bangalore				3,43,99
Other Schemes / Investments each costing Rs.1 crore and less				53,65
<b>Total 4858</b>				<b>28,61,03</b>
<b>4859 Capital Outlay on Telecommunication and Electronic Industries</b>				
01 <i>Telecommunications</i>				
190 Investments in Public Sector and other undertakings				
Indian Telephone Industries Limited, Bangalore				31,25

**STATEMENT NO. 13 - DETAILED STATEMENT OF CAPITAL EXPENDITURE DURING AND  
TO THE END OF THE YEAR 2006-07 - contd.**

Nature of Expenditure	Expenditure during 2006-07			Expenditure to end of 2006-07
	Non Plan	Plan	Total	
(1)	(2)	(3)	(4)	(5)
<b>EXPENDITURE HEADS (CAPITAL ACCOUNT) - contd.</b>				
<b>C Capital Account of Economic Services - contd.</b>				
<i>(f) Capital Account of Industry and Minerals - contd.</i>				
<b>4859 Capital Outlay on Telecommunication and Electronic Industries - conclud.</b>				
02 Electronics				
190 Investments in Public Sector and other undertakings				
Radio and Electricals Manufacturing Company Limited, Bangalore				1,01,52
Karnataka Electronics Industries Development Corporation				7,87,20
Other Investments each costing Rs.1 crore and less				2
800 Other Expenditure				
Cyber - IT Infrastructure Development				3,00,00
IT - Infrastructure Development				3,00,00
KIDB - Information Technology Port Limited				6,00,00
<b>Total 4859</b>				<b>21,19,99</b>
<b>4860 Capital Outlay on Consumer Industries</b>				
01 Textiles				
190 Investments in Public Sector and other undertakings				
Mahaboob Shahi Kalburgi Mills Company Limited, Gulbarga				94,50
National Textiles Corporation Limited				94,50
Karnataka State Textiles Corporation				50,00
Co-operative Spinning Mills		2,00	2,00	42,55,89
Karnataka Silk Marketing Board				2,92,21
Karnataka Silk Industries Corporation, Bangalore				9,05,00
Government Spun Silk Mills, Channapatna				65,15
Other Investments each costing Rs.1 crore and less				75,56

**STATEMENT NO. 13 - DETAILED STATEMENT OF CAPITAL EXPENDITURE DURING AND TO THE END OF THE YEAR 2006-07 - contd.**

Nature of Expenditure	Expenditure during 2006-07			Expenditure to end of 2006-07
	Non Plan	Plan	Total	
(1)	(2)	(3)	(4)	(5)
<i>(In thousands of rupees)</i>				
<b>EXPENDITURE HEADS (CAPITAL ACCOUNT) - contd.</b>				
<b>C Capital Account of Economic Services - contd.</b>				
<i>(f) Capital Account of Industry and Minerals - contd.</i>				
<b>4860 Capital Outlay on Consumer Industries - contd.</b>				
<i>03 Leather</i>				
190 Investments in Public Sector and other undertakings				
Mysore Chrome Tanning Company Limited, Bangalore				32,04
<i>04 Sugar</i>				
190 Investments in Public Sector and other undertakings				
The Mysore Sugar Company Limited, Bangalore				5,26,61
Co-operative Sugar Mills, Sugar Factories				73,68,59
The Ugar Sugar Works Limited, Sangli				4,34
Sugarcane product Industries Limited, Bijapur				5
Krishna Sugar Mills Limited, Kittur				2,86
<i>05 Paper and Newsprint</i>				
190 Investments in Public Sector and other undertakings				
Mandya National Paper Mills Limited, Belagula				(-)82,29
Mysore Paper Mills Limited, Bhadravathi		4,86	4,86	76,96,43
<i>60 Others</i>				
101 Edible Oils				
Investment in Public Sector and other undertakings				
Indian Vegetable Products Limited, Bombay				2,10
102 Foods and Beverages				
Investment in Public Sector and other undertakings				
Mysore Coffee Curing Works Limited, Chikkamagalur				3,95

**STATEMENT NO. 13 - DETAILED STATEMENT OF CAPITAL EXPENDITURE DURING AND  
TO THE END OF THE YEAR 2006-07 - contd.**

Nature of Expenditure	Expenditure during 2006-07			Expenditure to end of 2006-07
	Non Plan	Plan	Total	
(1)	(2)	(3)	(4)	(5)
<b>EXPENDITURE HEADS (CAPITAL ACCOUNT) - contd.</b>				
<b>C Capital Account of Economic Services - contd.</b>				
<i>(f) Capital Account of Industry and Minerals - contd.</i>				
<b>4860 Capital Outlay on Consumer Industries - concl.</b>				
60 Others - concl.				
212 Soap				
Investment in Public Sector and other undertakings				
Karnataka Soaps and Detergents Limited, Bangalore				21,63,00
219 Ceramics				
Mysore Porcelains Limited, Bangalore				(-) 73,20
Other Industries				47,49
220 Tobacco				
Investments in Public Sector and other undertakings				
Mysore Tobacco Company Limited, Bangalore				60,52
Sandur Plantation and Sandur Tobacco Company Limited, Sandur				1,60
600 Others				
Paints				
Mysore Paints and Varnishes Limited, Mysore				67,70
<b>Total 4860</b>		<b>6,86</b>	<b>6,86</b>	<b>2,36,54,60</b>

**STATEMENT NO. 13 - DETAILED STATEMENT OF CAPITAL EXPENDITURE DURING AND TO THE END OF THE YEAR 2006-07 - contd.**

Nature of Expenditure	Expenditure during 2006-07			Expenditure to end of 2006-07
	Non Plan	Plan	Total	
(1)	(2)	(3)	(4)	(5)
<b>EXPENDITURE HEADS (CAPITAL ACCOUNT) - contd.</b>				
<b>C Capital Account of Economic Services - contd.</b>				
<i>(f) Capital Account of Industry and Minerals - concl d.</i>				
<b>4875 Capital Outlay on Other Industries</b>				
60 Other Industries				
190 Investments in Public Sector and other undertakings				
Karnataka State Industrial Investment and Development Corporation Limited				32,98,29
Karnataka State Construction Corporation Limited, Bangalore				2,05,00
Other Schemes/Investments each costing Rs.1 crore and less				37,98
800 Other Expenditure				
Education, Research and Training				10,98
<b>Total 4875</b>				<b>35,52,25</b>
<b>4885 Other Capital Outlay on Industries and Minerals</b>				
01 Investments in Industrial Financial Institutions				
190 Investments in Public Sector and other undertakings				
Karnataka State Financial Corporation				82,10,89
Karnataka State Industrial Investment and Development Corporation				93,60,00
Other Investments each costing Rs.1 crore and less				48,71
<b>Total 4885</b>				<b>1,76,19,60</b>
<b>Total (f) Capital Account of Industry and Minerals</b>	<b>(-) 2,40,94</b>	<b>66,12,50</b>	<b>63,71,56</b>	<b>9,14,13,08 (&amp;)</b>

(&) Differs by 1 with reference to the expenditure to the end of the previous year, due to rounding.



**STATEMENT NO. 13 - DETAILED STATEMENT OF CAPITAL EXPENDITURE DURING AND  
TO THE END OF THE YEAR 2006-07 - contd.**

Nature of Expenditure	Expenditure during 2006-07			Expenditure to end of 2006-07
	Non Plan	Plan	Total	
(1)	(2)	(3)	(4)	(5)
<b>EXPENDITURE HEADS (CAPITAL ACCOUNT) - contd.</b>				
<b>C Capital Account of Economic Services - contd.</b>				
<b>(g) Capital Account of Transport</b>				
<b>5051 Capital Outlay on Ports and Light Houses</b>				
<i>02 Minor Ports</i>				
201 Karwar port		2,92,99	2,92,99	69,03,30
202 Honnavar port		3,99	3,99	43,14
203 Coondapur port				58,03
204 Belekeri port		1,00	1,00	32,08
205 Tadri port		9,99	9,99	5,59,36
206 Bhatkal port		4,00	4,00	47,51
207 Malpe port		66,00	66,00	3,79,91
208 Hangarkatta port		1,00	1,00	20,95
209 Mangalore port		2,29,84	2,29,84	33,12,87
210 Development of Padubidiri Port				99
<i>80 General</i>				
800 Other Expenditure		85,91	85,91	6,35,63
<b>Total 5051</b>		<b>6,94,72</b>	<b>6,94,72</b>	<b>1,19,93,77</b>
<b>5052 Capital Outlay on Shipping</b>				
<i>02 Coastal Shipping</i>				
190 Investments in Public Sector and other undertakings				
Karnataka Shipping Corporation				3,06,10
800 Other Expenditure				1,18
<b>Total 5052</b>				<b>3,07,28</b>
<b>5053 Capital Outlay on Civil Aviation</b>				
<i>02 Air Ports</i>				
190 Investments in Public Sector and other undertakings				
Investments in Bangalore International Airport				2,60,00
800 Other Expenditure				5,31,59
<i>80 General</i>				
800 Other Expenditure				4,81,75
<b>Total 5053</b>				<b>12,73,34</b>

**STATEMENT NO. 13 - DETAILED STATEMENT OF CAPITAL EXPENDITURE DURING AND TO THE END OF THE YEAR 2006-07 - contd.**

Nature of Expenditure	Expenditure during 2006-07			Expenditure to end of 2006-07
	Non Plan	Plan	Total	
	(In thousands of rupees)			
(1)	(2)	(3)	(4)	(5)
<b>EXPENDITURE HEADS (CAPITAL ACCOUNT) - contd.</b>				
<b>C Capital Account of Economic Services - contd.</b>				
<b>(g) Capital Account of Transport - contd.</b>				
<b>5054 Capital Outlay on Roads and Bridges</b>				
<i>01 National Highways</i>				
101	Permanent Bridges			
	Other Works each costing Rs.1 crore and less			2,99,78
337	Road Works			
	Improvement to Haveri - Ranebennur City Limits - Bangalore Poona Road			1,15,82
	Strengthening of Bangalore Poona Road			3,79,11
	Strengthening of Bangalore Poona Road-NH 4 and HDMC from Km. 405 to 408			2,76,47
	Other Works each costing Rs.1 crore and less			5,78,96
<i>03 State Highways</i>				
101	Bridges			
	Construction of Major Bridge across Hagari River near Bellary			5,00,24
	Construction of bridge across Dona River near Talikot on Kolar Talikot Road			2,39,81
	Construction of bridge across Dudganga River between Sadalga- Dattawad Road			1,77,72
	Construction of bridge across Bhima River near Agarkhed on Agardkhed -Mannur Road			4,16,12
	Other Works each costing Rs.1 crore and less	2,15,53	2,15,53	21,82,74
337	Road works			
	Improvement to Hubli - Karwar Road Mile 60 to 102			3,01,89
	Improvement of Hubli - Sholapur Road			1,36,45 (&)
	Improvements to Ankola - Hubli Road under ADB - Loan Assistance			1,00,56,41
	Improvement of Bangalore-Mysore Road via Kanakapura upto Kanakapura			1,02,26
	State Highway Improvement Project - World Bank Project			59,82,98
	Improvements-asphalting of Koppal- Ganigera Road from Km. 3 to 8.20			1,38,11
	Improvements to Hannur-Palar Road			1,09,81
	Improvement to Bijapur -Miraj Road Work via Jamakhandi, Rabkavi			1,62,37

(&) Differs by 1 with reference to the expenditure to the end of the previous year, due to rounding.

**STATEMENT NO. 13 - DETAILED STATEMENT OF CAPITAL EXPENDITURE DURING AND TO THE END OF THE YEAR 2006-07 - contd.**

Nature of Expenditure	Expenditure during 2006-07			Expenditure to end of 2006-07.
	Non Plan	Plan	Total	
	(In thousands of rupees)			
(1)	(2)	(3)	(4)	(5)
<b>EXPENDITURE HEADS (CAPITAL ACCOUNT) - contd.</b>				
<b>C Capital Account of Economic Services - contd.</b>				
<b>(g) Capital Account of Transport - contd.</b>				
<b>5054 Capital Outlay on Roads and Bridges - contd.</b>				
03 State Highways - contd.				
337 Road works - contd.				
Improvements to selected reaches of State Highway from Sindagi to Shahapur				2,19,66
Widening and Improving selected reaches from Km. 6.60 to 16.00 to Indi Almol Road				1,13,36
Formation of Roads - Bannur Tanda to Balakurki Village via Obalapur Tanda				2,27,59
Improvement to selected reaches of State Highway 33 starting from Malavalli Pass through Madavi, Hosadurga, Kunigal				4,27,40
Major maintenance of road from Honnali to Shimoga				17,37,67
Rehabilitation of road from Chikkamagalur to Tarikere				25,25,34
Rehabilitation of road from Kibbanahalli cross to Huliur				13,02,88
Rehabilitation of road from Lingsugur to Hattigudur				19,10,30 (l)
Upgradation of road from Kalmala junction to Sindhanur		4,06,88	4,06,88	92,15,04 (m)
Major maintenance of road from Belur to Chikkamagalore				9,63,04
Rehabilitation of road from Sindhanur to Lingsugur				12,98,44 (m)
Rehabilitation of road from Athani to Tikota		64,58	64,58	9,42,88
Upgradation of road from Hattigudur to Bidar		16,69,27	16,69,27	1,64,09,98 (l) (&)
Rehabilitation of road from Athani to Shahabad				11,36,65
Improvements to Bijapur - Dharwad Road				6,52,15
Upgradation of road from Hungund to Belgaum		1,28,44,81	1,28,44,81	3,32,65,53 (l)
Upgradation of road from Bijapur to Tikota		82,51	82,51	13,89,89 (m)
Rehabilitation of road from Kavital to Mudgal		74,87	74,87	20,59,63 (l)

(&) Differs by 1 with reference to the expenditure to the end of the previous year, due to rounding.

(l) (m) See footnote (n) at page 200.

**STATEMENT NO. 13 - DETAILED STATEMENT OF CAPITAL EXPENDITURE DURING AND TO THE END OF THE YEAR 2006-07 - contd.**

Nature of Expenditure	Expenditure during 2006-07			Expenditure to end of 2006-07
	Non Plan	Plan	Total	
(1)	(2)	(3)	(4)	(5)
<b>EXPENDITURE HEADS (CAPITAL ACCOUNT) - contd.</b>				
<b>C Capital Account of Economic Services - contd.</b>				
<b>(g) Capital Account of Transport - contd.</b>				
<b>5054 Capital Outlay on Roads and Bridges - contd.</b>				
<b>03 State Highways - contd.</b>				
<b>337 Road works - contd.</b>				
Upgradation of road from Sindhanoor to Budgumpa cross		1,56,13	1,56,13	87,71,00 (m)
Rehabilitation of road from Sirsi to Mavingundi		1,35,60	1,35,60	4,32,34 (l)
Rehabilitation of road from Bellary to Devinagar		60	60	20,61,81
Upgradation of road from Hiriyur to Bellary		48,42,66	48,42,66	2,73,72,54
Rehabilitation of road from Shedbal to Sankeshwar				12,81,73
Rehabilitation of road from Mutkal to Kalmala cross				34,81,72
Rehabilitation of road from Yellapur to Sirsi		5,75,28	5,75,28	8,62,34 (l)
Rehabilitation of road from Sankeshwar to Yaragatti		19,28,44	19,28,44	59,38,60 (l)
Rehabilitation of road from Bagalkot to Belgaum				2,10,54,08
Rehabilitation of road from Mudgal to Hungund		2,99,07	2,99,07	17,14,62 (m)
Rehabilitation of road from Devinagar to Sindhanur		18,52,33	18,52,33	22,63,57 (l)
Rehabilitation of road from Kalmala junction to Kavital		8,30,06	8,30,06	29,47,03 (m)
Rehabilitation of road from Huliur to Hiriyur		9,40,34	9,40,34	22,92,61 (m)
Rehabilitation of road from Mariyammanahalli to Itagi		18,86,49	18,86,49	27,81,08 (m)
Rehabilitation of road from Itagi to Harihar		12,02,73	12,02,73	14,67,85
Rehabilitation of road from Harihar to Honnali		14,42,62	14,42,62	20,39,79
Rehabilitation of road from Alnavar to Yellapur		5,35,13	5,35,13	25,23,24 (l)
Rehabilitation of road from Ramnagara (to Londa) to Kumbarvada		7,47,94	7,47,94	16,24,00 (l)
Rehabilitation of road from Kumbarvada to Sadashivgarh		5,99,74	5,99,74	8,57,03 (m)

(&) Differs by 1 with reference to the expenditure to the end of the previous year, due to rounding.

(l) (m) See footnote (n) at page 200.

**STATEMENT NO. 13 - DETAILED STATEMENT OF CAPITAL EXPENDITURE DURING AND TO THE END OF THE YEAR 2006-07 - contd.**

Nature of Expenditure	Expenditure during 2006-07			Expenditure to end of 2006-07
	Non Plan	Plan	Total	
(1)	(2)	(3)	(4)	(5)
<b>EXPENDITURE HEADS (CAPITAL ACCOUNT) - contd.</b>				
<b>C Capital Account of Economic Services - contd.</b>				
<b>(g) Capital Account of Transport - contd.</b>				
<b>5054 Capital Outlay on Roads and Bridges - contd.</b>				
<b>03 State Highways - contd.</b>				
<b>337 Road works - contd.</b>				
Rehabilitation of road from Yaragatti to Hulikatte		95,32	95,32	14,08,95 (l)
Rehabilitation of road from Nanjumallige Circle in Mysore to PWD Km. 62 on Mysore - Manandavadi road		5,64,80	5,64,80	27,17,64 (m)
Rehabilitation of road from Navalgund to Ron		9,19,49	9,19,49	22,30,81 (l)
Rehabilitation of road from Ron to Kushtagi		19,79,92	19,79,92	27,52,21 (l)
Rehabilitation of road from Bijapur to Krishna Bridge		32,88,37	32,88,37	43,47,98 (l)
Rehabilitation of road from Krishna Bridge to Lokapur		41,19,78	41,19,78	59,24,19 (l)
Rehabilitation of road from Khanapur to Alnawar		8,13,05	8,13,05	12,09,24
Rehabilitation of road from Srirangapatna to Chinya		12,12,85	12,12,85	18,37,04 (l)
Rehabilitation of road from Chinya to Nelligere		11,31,00	11,31,00	14,25,40 (m)
Rehabilitation of road from Nelligere to Kibbanahalli		17,83,16	17,83,16	20,16,91 (l)
Development of Bangalore Varthur road from Kundalahalli to ROB near Sathya Saibaba Ashrama via Whitefield in Bangalore East Taluk (2003-04)		2,00	2,00	5,18,49
Development of Bangalore Varthur road from Kundalahalli to ROB near Sathya Saibaba Ashrama via Whitefield in Bangalore East Taluk (HKA road Km. 6.50 to 11.15) (2005-06)		1,97,70	1,97,70	6,84,38 (m)
Conversion of existing road to four lane road Dommasandra Road South Taluk				3,54,48
Improvements to Hubli- Gokul Road in Hubli Taluk				1,84,83 (&)

(l) (m) See footnote (n) at page 200.

(&) Differs by 1 with reference to the expenditure to the end of the previous year, due to rounding.

(\*) Conversion of existing road (to four lane road) from Km. 11.20 to 13.20 of Bangalore - Anekal - Bannerghatta Road shown under '03-337' in the previous years is now exhibited under '04-800' at page 219.

**STATEMENT NO. 13 - DETAILED STATEMENT OF CAPITAL EXPENDITURE DURING AND TO THE END OF THE YEAR 2006-07 - contd.**

Nature of Expenditure	Expenditure during 2006-07			Expenditure to end of 2006-07
	Non Plan	Plan	Total	
(1)	(2)	(3)	(4)	(5)
<b>EXPENDITURE HEADS (CAPITAL ACCOUNT) - contd.</b>				
<b>C Capital Account of Economic Services - contd.</b>				
<b>(g) Capital Account of Transport - contd.</b>				
<b>5054 Capital Outlay on Roads and Bridges - contd.</b>				
<b>03 State Highways - contd.</b>				
<b>337 Road works - contd.</b>				
Payment of Land Acquisition charges for formation of Ring Road around Gulbarga City - Kapoor Village				1,22,83
Improvement to Ranebennur-Hirebidari from KM 0 to 11 in Ranebennur Taluk Haveri in selected reaches		1,03,12	1,03,12	1,03,12
Improvement to Sangur Tilavalli Anavathi Road in KM 5.60 to 29.20 in Hangal Taluk (in selected reaches), Haveri		1,20,54	1,20,54	1,39,39 (m)
Improvement and Concrete Pavements of BHS Road in Shimoga City limits		1,23,39	1,23,39	1,23,39
Improvement of Bagalkot Biligirirangana Betta Road Km. 5 to 25.50 (Shimoga Shikaripura Road)		1,39,87	1,39,87	1,39,87
Improvement of Shikarpura Taluk Shiralakoppa - Honnalli Road Km. 146 to 150		2,32,41	2,32,41	2,32,41
Construction of Bridge, Bijapur to Tikota U.4		1,11,39	1,11,39	1,15,37 (m)
Upgradation of road from A.P. Border to Kalmala Junction		90,14	90,14	37,08,77 (m)
Rehabilitation of road from Hulikatti to Nargund U10		5,80,73	5,80,73	10,99,20 (m)
Construction of Bypass for Raichur town to Raichur District.		1,09,40	1,09,40	1,11,61 (m)
Improvement of road from Kamatnur to NH4 and improvement of distress road from Chikodi to Sankeshwar		2,32,07	2,32,07	2,32,07
Improvement to road from Shichalli to Juchi in Mandya		1,63,47	1,63,47	1,63,47
Development of road from Muthathi Guthalli to K.M.Doddi Road		1,62,46	1,62,46	2,88,50 (m)
Improvement of road from Bidharkote to Maragadhahalli, Holligond, Mandya		2,02,25	2,02,25	2,02,25
Development of Malavalli Poorigali road in Mandya		1,58,09	1,58,09	2,85,28 (m)

(m) See footnote (n) at page 200.

**STATEMENT NO. 13 - DETAILED STATEMENT OF CAPITAL EXPENDITURE DURING AND  
TO THE END OF THE YEAR 2006-07 - contd.**

Nature of Expenditure	Expenditure during 2006-07			Expenditure to end of 2006-07
	Non Plan	Plan	Total	
	(In thousands of rupees)			
(1)	(2)	(3)	(4)	(5)
<b>EXPENDITURE HEADS (CAPITAL ACCOUNT) - contd.</b>				
<b>C Capital Account of Economic Services - contd.</b>				
<b>(g) Capital Account of Transport - contd.</b>				
<b>5054 Capital Outlay on Roads and Bridges - contd.</b>				
<b>03 State Highways - contd.</b>				
<b>337 Road works - contd.</b>				
Improvement to road from Koppa to Keragodu via Hurugalawadi, Rodidoddi, Gulurudoddi, Gulur, Bidarakote, V.Ballikere from Km. 0 to 14				1,21,07 (m)
Development of road from Akkihebbal to Mundageri, Mandya		1,30,00	1,30,00	1,95,98 (m)
Development of road from K.R. Pet to Akkihebbal, Mandya		65,39	65,39	2,72,29 (m)
Development of road from Bookinakere to Machogondhahalli, Mandya		67,83	67,83	1,08,50 (m)
Improvement of road from Halli Mysore Akkihebbal Railway Station to Arasikere via Somanathapura Bookinakere, Maddur and Pandavapura Railway Station (Km. 14.22 to 22)		69,28	69,28	2,33,33 (m)
Construction of road in Srirangapatna Taluk, Mandya		1,64,84	1,64,84	1,64,84
Development of Mysore - Kuttahali Road in Srirangapatna Taluk, Mandya		75,79	75,79	3,38,85 (m)
Development of road from Bangalore Bandipur joining Bilikere Tarikere in K.R. Pet and Pandavapura Taluk, Mandya		2,72,93	2,72,93	5,67,89 (m)
Mandya Melkote Road development, Pandavapura Taluk		2,39,07	2,39,07	2,39,07 (m)
Development of road from Bindiganaville, Kadaballi Honnavar joining Shravanabelagola in Nagamangala		2,40,88	2,40,88	2,40,88
Improvement of road from Mandagere Railway Station to Shravanabelagola via Kekeru Km: 0 to 14.08		85,32	85,32	2,40,31 (m)
Improvement of Shravanabelagola - K.R. Pet Road via Dammaningala Kothaghatta Km. 23 to 46		27,76	27,76	2,20,83 (m)
Improvements to Bellary Tumati Road Km. 0 Construction of cement concrete road Km. 9.70 to 1.65, Bellary		7,10	7,10	1,10,90 (m)
Improvements to Bellary Belagal Haraginadona Road from Km. 0 to 22, Bellary		21,18	21,18	1,30,01 (m)

(m) See footnote (n) at page 200.

**STATEMENT NO. 13 - DETAILED STATEMENT OF CAPITAL EXPENDITURE DURING AND TO THE END OF THE YEAR 2006-07 - contd.**

Nature of Expenditure	Expenditure during 2006-07			Expenditure to end of 2006-07
	Non Plan	Plan	Total	
	(In thousands of rupees)			
(1)	(2)	(3)	(4)	(5)
<b>EXPENDITURE HEADS (CAPITAL ACCOUNT) - contd.</b>				
<b>C Capital Account of Economic Services - contd.</b>				
<b>(g) Capital Account of Transport - contd.</b>				
<b>5054 Capital Outlay on Roads and Bridges - contd.</b>				
<b>03 State Highways - contd.</b>				
<b>337 Road works - concld.</b>				
Improvements of Siruguppa Kenchanagudda M Surugur Road from Km. 0 to 8.50 and Km. 19.30 to 26, Bellary		44,30	44,30	1,25,96 (m)
Improvements to Adoni Siruguppa Road from Km. 26.60 to 39.60 in Siruguppa, Bellary		21,79	21,79	1,55,25 (m)
Improvements to HKKST Road from Km. 55 to 69, Bellary		2,59	2,59	1,49,41 (m)
Improvements to HKKST Road from Km. 69 to 80.20, Bellary		75,93	75,93	2,55,58 (m)
Improvements to HKKST Road from Km. 80.20 to 92.50, Bellary		19,61	19,61	2,08,50 (m)
Improvements to Magala-Hirehadagali to Bettadamallappa Temple Road, (MDR) from Km. 0 to 8.50 and Km. 12.50 to 18.30, Hadagali		1,15,85	1,15,85	1,15,85
Strengthening and widening of HKKST road from Km. 17.60 to 43 (selected reaches-SH 40), Hadagali		1,00,24	1,00,24	1,00,24
Strengthening and widening of Sirsi-Molakalnur Road (Kudligi Ananthapura Road) SH2 from Km. 197 to 233.60, Hadagali		1,32,01	1,32,01	1,32,01
Improvements to road from H.N.Pura to Gandhi circle to Car Street via Housing Board Road, Karalapura Joint Road, Hassan		1,21,26	1,21,26	1,21,26
Widening of Malpe Moolkalmuru Road and Land Acquisition, Udupi Taluk		11,25,17	11,25,17	11,25,17
Improvements to road from Bidadi Harohalli Byramangala Ramanagara, Bangalore		1,90,05	1,90,05	1,90,05
Other Works each costing Rs.1 crore and less		1,68,86,77	1,68,86,77	6,15,69,16 (n) (&)

(n) Balance amounting to Rs.1,00,52,14 thousand transferred proforma from Other Works costing Rs.1 crore and less to items (36) marked (m) above and at pages 195, 196, 197, 198 and 199.

Balance amounting to Rs.22,54 thousand transferred proforma from Other Works costing Rs.1 crore and less to '799 Suspense'.

Balance amounting to Rs.93,89,75 thousand, transferred proforma from items (17) marked (l) at pages 195, 196 and 197 to Other Works costing Rs.1 crore and less.

(&) Differs by 1 with reference to the expenditure to the end of the previous year, due to rounding.



**STATEMENT NO. 13 - DETAILED STATEMENT OF CAPITAL EXPENDITURE DURING AND  
TO THE END OF THE YEAR 2006-07 - contd.**

Nature of Expenditure	Expenditure during 2006-07			Expenditure to end of 2006-07
	Non Plan	Plan	Total	
(1)	(2)	(3)	(4)	(5)
<b>EXPENDITURE HEADS (CAPITAL ACCOUNT) - contd.</b>				
<b>C Capital Account of Economic Services - contd.</b>				
<i>(g) Capital Account of Transport - contd.</i>				
<b>5054 Capital Outlay on Roads and Bridges - contd.</b>				
<i>03 State Highways - conclud.</i>				
799 Suspense		4,37,88	4,37,88	4,60,42 (p)
<i>04 District and Other Roads</i>				
101 Bridges				
Construction of bridge across Kali River near Sadasivagad				4,27,24
Other Works each costing Rs.1 crore and less				77,45
337 Road Works				
Construction/Improvement of road from Malleswara to Mangalore				6,53,56
Other Works each costing Rs.1 crore and less		27,12,14	27,12,14	60,83,50
796 Tribal Area Sub-Plan				1,16,19
800 Other Expenditure				
Improvement and asphaltting of (15 Nos) Naragund-Thirlapur Byahatti Roads from Km. 28 to 35				1,16,08
Improvement to road from Hosaladakatti to Hunkan				1,63,54
Improvement to Savanur Hangal Road in Savanur Hangal Taluk				1,09,46
Improvement to Melmuri – Neerlgee Road				1,17,89
Improvement to Gadag-Hulgol Gavarward – Balagapur Road – Km. 0 to 20				1,00,02
Improvement of Umar border to Alland Road Kattanipparges				1,02,40
Improvement to Khajuri Border to Saivalagi Road – Joint to W.R.Road				1,24,48
Construction of bridge across Tungabhadra River near Nadigund Harihar Town				2,78,77
Construction of bridge across Hiranyakshi River at Ch. 29.50 of Chikkodi-Haltagi Road				1,73,37
Construction of bridge across Varada River at Harangi –Veerapur – Hirehalla				1,87,84
(p) Balance amounting to Rs.22,54 thousand transferred proforma from Other Works costing Rs.1 crore and less under ‘337 Road works’.				

**STATEMENT NO. 13 - DETAILED STATEMENT OF CAPITAL EXPENDITURE DURING AND  
TO THE END OF THE YEAR 2006-07 - contd.**

Nature of Expenditure	Expenditure during 2006-07			Expenditure to end of 2006-07
	Non Plan	Plan	Total	
	(In thousands of rupees)			
(1)	(2)	(3)	(4)	(5)
<b>EXPENDITURE HEADS (CAPITAL ACCOUNT) - contd.</b>				
<b>C Capital Account of Economic Services - contd.</b>				
<i>(g) Capital Account of Transport - contd.</i>				
<b>5054 Capital Outlay on Roads and Bridges - contd.</b>				
<i>04 District and Other Roads - contd.</i>				
<b>800 Other Expenditure - contd.</b>				
Construction of bridge/formation of approach road across Uttarapinakini River – Nagala Madire in Pavagada Taluk – Tumkur District				1,44,44
Reconstruction of Balance Works-Major Bridges near Manjeri Village across Krishna River				2,60,87
Reconstruction of Balance Works-Manjeri Village across Krishna River				3,98,78
Construction of approach road to Major Bridge near Manjeri Village across Krishna River				1,49,13
Improvement to Bankapura Administration				1,03,46
Construction of bridge across Doddaganga River between Sadalga-Dattawad Road				2,09,48
Construction of bridge across Doddaganga River between Kunnur and Manger at Km. 28.99 of M.K. Road				1,53,77
Improvement to Bisaralu - Betageri - Thigan Road Km. 0 to 14				1,15,31
Improvement and upgradation of road from Kunigal to Channapatna				11,09,28
Construction of bridge across Bennihalla near Kuralageri on Gadag-Nargund Road				1,46,40
Improvement of approach road to Yellamadevi Kshetra				1,07,13 (&)
Improvement of road from Chikodi to State border via Hirekodi				1,57,30
Road width widening by metalling and asphalting of Ramadurg - Lokapura Road				1,56,43
Construction of bridge at 6th Km. at Ranganathapura, Sira Border				1,27,74
Balance Work for construction of bridges near Hemmige village, T. Narasipur Taluk				2,76,30
Improvement to Chalamatti - Bandur Road from Km. 0 to 24				2,40,54

(&) Differs by 1 with reference to the expenditure to the end of the previous year, due to rounding.

**STATEMENT NO. 13 - DETAILED STATEMENT OF CAPITAL EXPENDITURE DURING AND TO THE END OF THE YEAR 2006-07 - contd.**

Nature of Expenditure	Expenditure during 2006-07			Expenditure to end of 2006-07
	Non Plan	Plan	Total	
	(In thousands of rupees)			
(1)	(2)	(3)	(4)	(5)
<b>EXPENDITURE HEADS (CAPITAL ACCOUNT) - contd.</b>				
<b>C Capital Account of Economic Services - contd.</b>				
<b>(g) Capital Account of Transport - contd.</b>				
<b>5054 Capital Outlay on Roads and Bridges - contd.</b>				
<b>04 District and Other Roads - contd.</b>				
<b>800 Other Expenditure - contd.</b>				
Improvement to Dharwad-Kalghatgi Road in Km. 6 to 28				2,19,39
Improvement to road from Bhadrapur to join Karwar - Ikkal Road via Koliwad cross Chincholi from Km. 9 to 14				2,32,88
Improvement to Mukal - Hebballi Road in Km. 0 to 9				1,01,74
NABARD- Improvement to Hirekerur - Masur Road via Channalli varaha Nidnegelur and Thippai Kuppi, Harikeri Taluk from Km. 0 to 18.50				1,46,01
Improvement to road from Haveri cross to Marankatti via Hamaperi Neeralgi Km. 0 to 11 in Hangal Taluk				1,07,18
Construction of bridge in Sitromani - Sargam Road in Km. 8 to 10 in Bagalkot Taluk				1,28,70
Improvement and asphaltting of CMO Road Rangasamudra via Chikkanayakanahalli in Chalkere Taluk				1,00,61
Improvement and asphaltting of YTD Road in Chitradurga Taluk.				1,09,87
Improvement and asphaltting of STH Road to join TH Road, VV Pura in Hosadurga Taluk				1,30,90
Improvement to Hookata - Malur Road from Km. 10.80 to 17.60 in Malur Taluk				1,05,69
NABARD Works - Kumta Taluk Division - Nagara branch road.				1,05,76
Construction of RCC deck slab bridges on Nimbali Nimbe Barge				1,25,68
Improvement to RH Road Km. 17 to 36.60				1,21,75
Improvement to road joining KK Road to Alur - Honnalgere - Nidalghatta in Maddur Taluk				1,11,29
Improvement and asphaltting of the road from Duggavathi to Garbhaguddi cross via Kadathe in Harapannahalli Taluk				1,09,85

**STATEMENT NO. 13 - DETAILED STATEMENT OF CAPITAL EXPENDITURE DURING AND  
TO THE END OF THE YEAR 2006-07 - contd.**

Nature of Expenditure	Expenditure during 2006-07			Expenditure to end of 2006-07
	Non Plan	Plan	Total	
	(In thousands of rupees)			
(1)	(2)	(3)	(4)	(5)
<b>EXPENDITURE HEADS (CAPITAL ACCOUNT) - contd.</b>				
<b>C Capital Account of Economic Services - contd.</b>				
<b>(g) Capital Account of Transport - contd.</b>				
<b>5054 Capital Outlay on Roads and Bridges - contd.</b>				
<i>04 District and Other Roads - contd.</i>				
<b>800 Other Expenditure - contd.</b>				
Improvement to road connecting NH 209 at Halagur and joining State Highway at Channapatna under CRF	44		44	2,35,10
Kengaral Tamba Basthanal Suragahalli Balegaun Koralli Road Km. 0 to 6				6,25,04
Improvement to Kogek Hirebbathi deviation road Km. 55 to 76				1,07,14
Improvement to Badakarkikan Road by widening, metalling and asphaltting with CD.				2,36,49
Improvement to Shankarapura - Shirva - Belonan - Sadirpet Road in Udupi District				1,58,38
Improvements to MCF - Nittur - Bagespura Road in Hassan District	14		14	1,36,61
Development of Kollegal - Koratageri Road				1,40,93
Improvements to selected reaches of road from Mahaboobnagar to Chincholi, Chincholi Taluk				1,11,02
Improvements and upgradation of roads from Maddur to Kunigal (Nadusali Village) to Channapatna				3,52,05
NABARD Works - Construction of bridge across Hallady Road - river on Hattingadi - Hattikudur Road in Kundapur Taluk				1,14,25
NABARD Works - Construction of bridge across stream between Karakoda - Kavadi Road in Udupi Taluk				1,92,70
NABARD Works - Construction of bridge across Pethri - Modi Road in Udupi Taluk				1,57,54
Improvement and asphaltting of Bilukoppa Sathagoddu Road in Thirthahalli Taluk				1,11,51

**STATEMENT NO. 13 - DETAILED STATEMENT OF CAPITAL EXPENDITURE DURING AND  
TO THE END OF THE YEAR 2006-07 - contd.**

Nature of Expenditure	Expenditure during 2006-07			Expenditure to end of 2006-07
	Non Plan	Plan	Total	
(1)	(2)	(3)	(4)	(5)
<b>EXPENDITURE HEADS (CAPITAL ACCOUNT) - contd.</b>				
<b>C Capital Account of Economic Services - contd.</b>				
<i>(g) Capital Account of Transport - contd.</i>				
<b>5054 Capital Outlay on Roads and Bridges - contd.</b>				
<i>04 District and Other Roads - contd.</i>				
800 Other Expenditure - contd.				
Construction of bridge across Halli Dyavosa Chikkolagudu Village				1,09,49
Improvements to Hulkoti - Hosalli - Kurtakoti - Neelgund - Malligawad Road				1,00,25
Construction of MCPC at Km. 3 on Hirehal - Honnigannur Road				1,03,85
Improvements to Bangalore - Neelagiri Road from Km. 71.20 to 131.20 (in Maddur, Mandya and Srirangapatna Taluk)		16,00	16,00	8,36,52 (q)
Improvements to Maddur - Nagamangala Road via Koppa, Kowdle and Devalapur		23,18	23,18	6,81,67 (q)
Improvements to Maddur - Koppa Road				2,38,79
Improvements to Tumkur - Nidghata Road				1,90,01
Improvements to KK Road to KK valley				3,72,27
Improvements to Srirangapatna - Sosale - Shivansamudram Road		18,99	18,99	2,57,61
Improvements to Billikere - Pandavapura Road				2,84,96
Improvements to B. Koppa - Pandavapura Road				2,69,35
NABARD Works - Construction of bridge across Shinde				1,46,72
Improvements to Anand - Hundi Road - Toda Taluk				1,53,28
Improvements to Gangavathi - B. Pura Road				1,04,14
Improvements to Bhatkal - Kodi Road				1,57,36
Improvements to Kunnata - Sulegeri Road				1,13,77
Improvements to Vajaranetti - Halagali Road in Mudhol Taluk				1,63,63
Improvements to Karwar - Khanapur Road				7,57,66
Improvements to Dambal - Kalkdri Road				1,24,07

(q) See footnote (s) at page 220.

**STATEMENT NO. 13 - DETAILED STATEMENT OF CAPITAL EXPENDITURE DURING AND TO THE END OF THE YEAR 2006-07 - contd.**

Nature of Expenditure	Expenditure during 2006-07			Expenditure to end of 2006-07
	Non Plan	Plan	Total	
(1)	(2)	(3)	(4)	(5)
<b>EXPENDITURE HEADS (CAPITAL ACCOUNT) - contd.</b>				
<b>C Capital Account of Economic Services - contd.</b>				
<b>(g) Capital Account of Transport - contd.</b>				
<b>5054 Capital Outlay on Roads and Bridges - contd.</b>				
<i>04 District and Other Roads - contd.</i>				
<b>800 Other Expenditure - contd.</b>				
Improvements to Ittaginal - Ratnapur - Dhamyal Road in Bijapur Taluk				7,63,09
Improvements to Indi - Agnikhed - Gurubewad Road				1,03,54
Improvements to Burnapur - Madabhavi Dyan - Dhandavatti Road				1,20,64
Construction of bridge on Hunkar - Samangi Road				1,01,91
Improvements to Kavalagi - Ukinninal - Hillanahalli Road				1,72,64
Improvements to Toryl - Athalatti - Kanumdrinal Road				1,07,51
Improvements to Amadri - Chanagon Road				1,01,12
Improvements and repairs to Navalgund - Nalawadi Road				1,11,56
Improvements to Ammanbhavi - Shivalli Road				1,14,47
Improvements to Hubli - Kundgol Road via Bidnal				1,64,84
Improvements to Nargund - Tirkap - Byahatti Road				1,01,86
Improvements to road from Ittagi to NH4 cross at Km. 2.84 via Haramanahalli				1,06,98
Improvements to road from Byadgi Taluk border to Bulapanahalli - Honnali Road via Yellapur - Hussainpur in Rannebennur Taluk				1,12,71
Improvements to Malur - Vemgal - Hossahalli Road in Kolar Taluk		36,76	36,76	2,57,81
Improvements to Harapanahalli - Udrangidurga Road in Harapanahalli Taluk				2,89,74
Improvements to Kalledevarapura - Jagalur Road via Tharnagatti village in Jagalur Taluk				1,00,95
Improvements to Koulagudda - Siddewadi - Jagaratti - Aralukatti Road				1,72,61

**STATEMENT NO. 13 - DETAILED STATEMENT OF CAPITAL EXPENDITURE DURING AND  
TO THE END OF THE YEAR 2006-07 - contd.**

Nature of Expenditure	Expenditure during 2006-07			Expenditure to end of 2006-07
	Non Plan	Plan	Total	
(1)	(2)	(3)	(4)	(5)
<b>EXPENDITURE HEADS (CAPITAL ACCOUNT) - contd.</b>				
<b>C Capital Account of Economic Services - contd.</b>				
<b>(g) Capital Account of Transport - contd.</b>				
<b>5054 Capital Outlay on Roads and Bridges - contd.</b>				
<i>04 District and Other Roads - contd.</i>				
<b>800 Other Expenditure - contd.</b>				
Improvements to Tigoda – Sindholi – Hunstiyal – Bhairanatti – Timmapur Road				1,60,95
Construction of bridge across Chikota River				1,24,50
Improvements to Bellary – Talur Major District Road		12,02	12,02	2,27,09
Lowering and widening the Tank-Bund Major District Road in Bellary city				1,25,27
Improvements to Bellary – Rupanagudi Major District Road		3,27	3,27	1,56,05
Improvements to Bellary – Kalyandurga Major District Road		21,30	21,30	2,05,27
Improvements to Kurugodu – Sirigeri Major District Road				1,10,18
Improvements to Sirigeri – Maralamadike Major District Road				1,36,96
Improvements to Sandur – Kumaraswamy Temple Major District Road		4,98	4,98	1,16,88
Improvements to Holagundi – Hadagali – Mylara Major District Road				1,00,03
Improvements to Rupanagudi – Chelagurki Major District Road in Bellary Taluk				1,52,33
Widening and asphaltting of Bellary – Moka - Alur Major District Road in Bellary Taluk		30	30	2,08,81
Improvements to Siruguppa – Hatcholli - Vathmuravani Major District Road		1,09,49	1,09,49	3,10,98
Improvements to Sandur – Navalatti Major District Road				1,29,63
Improvements to Kogdalahangarga – Munnoli Road via Yelnavadagi				1,30,24
Improvements to road from Madan Hipparga to join Wagdhari Ribbanpalli via Ningadalli - Kamnalli – Bhimpur – Hiroli				1,79,46
Improvements to road from Wadi – Belawadgi - Kadboor cross to Kolkunda				1,42,43

**STATEMENT NO. 13 - DETAILED STATEMENT OF CAPITAL EXPENDITURE DURING AND TO THE END OF THE YEAR 2006-07 - contd.**

<i>Nature of Expenditure</i>	<i>Expenditure during 2006-07</i>			<i>Expenditure to end of 2006-07</i>
	<i>Non Plan</i>	<i>Plan</i>	<i>Total</i>	
(1)	(2)	(3)	(4)	(5)
<b>EXPENDITURE HEADS (CAPITAL ACCOUNT) - contd.</b>				
<b>C Capital Account of Economic Services - contd.</b>				
<i>(g) Capital Account of Transport - contd.</i>				
<b>5054 Capital Outlay on Roads and Bridges - contd.</b>				
<i>04 District and Other Roads - contd.</i>				
800 Other Expenditure - contd.				
Construction of RCC bridge at Km. 19.5 on Nimbala Nimbarga Road near Hittalsiroor village				1,61,89
Improvements to road from Tengli to Arankal via Kalgurthi - Gotur				1,08,74
Improvements to road from Tellur to Kerakanalli via Betagera				1,01,58
Improvements to road from Yagapur to Dandagund via Sanknoor Chandu Naik Tanda - Doddanaik Tanda				1,15,87
Improvements to Henmagalagere - Jagalur Taluk Border Road in Harapanahalli Taluk				1,46,44
Improvements and asphaltting of road from Ramgiri to Kanivehalli via Thalikkatte Bidarakere in Holalkere Taluk				1,30,00
Improvements to two lane from Tiptur-Hassan Road to join Hassan- Halebeedu Road via Sathyamangala- Gundgowdana Koppalu - Chikkahonnahalli- Dasana Koppalu - Banadra Koppalu in Hassan District				1,18,18
Improvements to road from Thirthahalli to Nagenahalli Agumbe in Shimoga District (selected reaches)				1,39,97
Improvements to Sowlanga-Shikaripura-Shiralakoppa in selected reaches under CR 7				1,03,55
Improvements to Mangahuli-Laxmeshwar Road from Km. 415 to 430				1,29,19
Improvements to road from Amanyal to Aminbhavi from Km. 9 to 17				3,10,20
Improvements to Inampillal-Veerapura via Yethinahalli Malgund Havannagi and Balambid Road from Km. 0 to 15.50 in Hangal Taluk				4,02,60
Improvements to Malli to Thonainikatti Road via Chellapur from Km.0 to 30 Ranibennur Taluk				3,76,98



**STATEMENT NO. 13 - DETAILED STATEMENT OF CAPITAL EXPENDITURE DURING AND TO THE END OF THE YEAR 2006-07 - contd.**

Nature of Expenditure	Expenditure during 2006-07			Expenditure to end of 2006-07
	Non Plan	Plan	Total	
(1)	(2)	(3)	(4)	(5)
<b>EXPENDITURE HEADS (CAPITAL ACCOUNT) - contd.</b>				
<b>C Capital Account of Economic Services - contd.</b>				
<b>(g) Capital Account of Transport - contd.</b>				
<b>5054 Capital Outlay on Roads and Bridges - contd.</b>				
<b>04 District and Other Roads - contd.</b>				
<b>800 Other Expenditure - contd.</b>				
Improvements and asphaltting of road from Sasthapur-Haliyal (via) Ghat Hippanga Km. 1 to 15 in Basavakalyan Taluk				1,08,40
Improvements to Hulkoti - Hosalli - Neelgund - Malligawad-Kurthokoti Road - Phase II				1,26,80
Improvements to North Karwar Devabager Centre Maninahole Bridge Nirmana		24,93	24,93	2,70,33
Improvements to Mandya-Nagamangala Road		2,66,07	2,66,07	6,97,21 (q)
Improvements MGM Road				1,22,53
Improvements to B.M.Road- Sultan Road				1,37,78
Improvements to Malavalli-Porgulli Road				1,25,00
Improvements to Behdayanallur-Kodambali Road				1,52,87
Improvements to Mysore-Kothathi Road				1,60,49
Improvements to Bangalore - Bandipur Road		35,98	35,98	2,42,01
Improvements to Srirangapatna - B.N.Road				3,56,84
Improvements to road from Kattitugaon cross to Handikere via Chalkapur, Chittabatale, Chincholi, Sultanabawadi 25 Kms. (in Humnabad of Malki Taluk) of Bidar District				1,18,35
Widening and Improvements to Moodabidri Bhantawal Road from Km.0 to 25.8				2,04,41
Improvements to Bhantawal - Dharmasthala Highway (Km. 124.80 to 165.80 of Kadur - Mangalore section and Km. 52 to 60.67 of Subrahmanya - Dharamsthala section)				2,71,14
Construction of CD on Hanshi Shikol in Navalgund Taluk				1,00,24
Improvements to Kundgol - Ramesh Koppa Road from Km. 0 to 7				1,05,49
Improvements to Nargund - Trilapur - Byahatti Road from Km. 14 to 20				7,42,67

(q) See footnote (s) at page 220.

**STATEMENT NO. 13 - DETAILED STATEMENT OF CAPITAL EXPENDITURE DURING AND TO THE END OF THE YEAR 2006-07 - contd.**

Nature of Expenditure	Expenditure during 2006-07			Expenditure to end of 2006-07
	Non Plan	Plan	Total	
(1)	(2)	(3)	(4)	(5)
<b>EXPENDITURE HEADS (CAPITAL ACCOUNT) - contd.</b>				
<b>C Capital Account of Economic Services - contd.</b>				
<b>(g) Capital Account of Transport - contd.</b>				
<b>5054 Capital Outlay on Roads and Bridges - contd.</b>				
<b>04 District and Other Roads - contd.</b>				
<b>800 Other Expenditure - contd.</b>				
Improvements to Saundatti - Gudageri Road from Km. 0 to 11				1,30,70
Improvements to Harihar - Kurahatti Rottigawad Road from Km. 7 to 19				9,41,72
Construction of bridge across Doddaganga River between Kunnur and Mangur in Km. 22.83 of road				1,53,77
Construction of bridge across Doddaganga River between Examba -Danalwood Road in Chikodi Taluk				2,19,26
Construction of bridge across Hiranyakshi River at Ch. 29.05 of Chikodi - Hattaragi Road				1,91,43
Improvements to Hosakote Kadugodi, Anekal Road - Varthur to Sarjapur (SH 35.50 kms) Anekal Taluk, Special Division, Bangalore		18,07,79	18,07,79	22,43,53
Improvements to TCB Road at Gubbi				1,05,30
Improvements to Koralli - Balegaun - Suragahalli Road, Sindagi Taluk		26,80	26,80	1,67,77
Construction of Hemagiri Bridge across Hemavathi River				2,71,73
Construction of submersible bridge near Naginahal- Godageri across Ghataprabha				1,66,30
Improvements to Barangi - Chikkadgodu Road via Girivala, Hanchithanda, Tevarathappa in Sorab Taluk		5,78	5,78	1,71,13
Improvement to Harihar Vichangidurga Road via Amaravathi Kakkaragolla in Davangere		97,20	97,20	2,16,71 (&)
Improvements and asphaltting of Sanikere - Siddaiahakote Road via Bilegere, Hulikunte, Kalamaranahalli in Challakere Taluk		29,32	29,32	1,32,91
Improvements and asphaltting of road from Hagalgere Belagur Road to Kadur Taluk border via Balsamudra , Hosdurga Taluk		60,70	60,70	2,25,24
Improvements to Bhadrapur Kaliwad Road				2,33,30

(&) Differs by 1 with reference to the expenditure to the end of the previous year, due to rounding.

**STATEMENT NO. 13 - DETAILED STATEMENT OF CAPITAL EXPENDITURE DURING AND  
TO THE END OF THE YEAR 2006-07 - contd.**

<i>Nature of Expenditure</i>	<i>Expenditure during 2006-07</i>			<i>Expenditure to end of 2006-07</i>
	<i>Non Plan</i>	<i>Plan</i>	<i>Total</i>	
	<i>(In thousands of rupees)</i>			
(1)	(2)	(3)	(4)	(5)
<b>EXPENDITURE HEADS (CAPITAL ACCOUNT) - contd.</b>				
<b>C Capital Account of Economic Services - contd.</b>				
<b>(g) Capital Account of Transport - contd.</b>				
<b>5054 Capital Outlay on Roads and Bridges - contd.</b>				
<i>04 District and Other Roads - contd.</i>				
<b>800 Other Expenditure - contd.</b>				
Improvements to Mundegode Taluka - Bajalagi Nasarginahalli Jigatt Road		22,12	22,12	1,30,92
Construction of bridge at Kumta Taluk- Mavina Kaivara		33	33	1,44,11
Improvements and asphaltting of road from Raichur-Belgaum Road to Raichur-Ginigera Road via Ballatagi and Gavighat				1,09,00
Improvements and asphaltting of Medikinal - Naglapur Road via Talekari Yerdoddi				1,40,00
Improvements and asphaltting of Raichur - Matmari Road				1,22,00
Improvements and asphaltting of road from Garebal cross i.e., Raichur - Ginigera Road Km. 88.60 to Salagnala from Km. 0 to 13				1,00,00
Improvements and asphaltting of road from Sirwar to Malt via Marat, Hunched from Km. 0 to 14.50 in Manvi Taluk				1,18,24
Improvements and asphaltting of road from Raichur - Ginigera Road to Raichur - Belgaum Road from Km. 0 to 16 via Shakapur, Machnoor and Bomnal village in Manvi Taluk		50,10	50,10	1,86,34
Improvements and asphaltting of Yeragera - Gendal Road via Midagaldinni from Km. 0 to 16 in Raichur District		4,94	4,94	1,54,28
Improvements to Badakurki - Kerur Road with widening, metalling and asphaltting with CD (CRF 28)				2,36,49
Improvements to Ganjumutt - Niddodi Katil Road (CRF 222)				1,72,54
Improvements to Humnabad Road to Dadagi cross via Jalasangi, Dubalagundi cross - Yenkur Bardapur cross - Karali Kelagi cross (CRF 260)				1,59,30 (r)
Improvements to road from Kattitugaon cross to Hamdikera via Chalkapura, Chittahatak, Chincholi, Sultanabawadi (CRF 266)	21,93		21,93	2,56,87

(r) See footnote (s) at page 220.

**STATEMENT NO. 13 - DETAILED STATEMENT OF CAPITAL EXPENDITURE DURING AND TO THE END OF THE YEAR 2006-07 - contd.**

<i>Nature of Expenditure</i>	<i>Expenditure during 2006-07</i>			<i>Expenditure to end of 2006-07</i>
	<i>Non Plan</i>	<i>Plan</i>	<i>Total</i>	
	<i>(In thousands of rupees)</i>			
(1)	(2)	(3)	(4)	(5)
<b>EXPENDITURE HEADS (CAPITAL ACCOUNT) - contd.</b>				
<b>C Capital Account of Economic Services - contd.</b>				
<b>(g) Capital Account of Transport - contd.</b>				
<b>5054 Capital Outlay on Roads and Bridges - contd.</b>				
<i>04 District and Other Roads - contd.</i>				
<b>800 Other Expenditure - contd.</b>				
Improvements to Jayapura -Sringeri Road from Km. 0 to 22 (CRF 346)				1,63,75
Improvements to road from Hassan Arakalgud Road via to join Bagathahalli- Harane-Chennangihalli- Kabbathi- Hassan- Gorur in selected reaches (CRF 348)	37,06		37,06	1,92,11
Improvements to road from Gorur to Holenarasipura via Maradi Hebbale in Arakalgud and Holenarasipura Taluk (CRF 354)	44		44	1,81,14
Improvements to road from Theerthahalli to Megaravalli-Agumbe in Shimoga District in selected reaches (CRF 395)				1,60,07
Improvements from HHAPC Road (SH) to NH-48 via Thammalapura- Chikkakondagalu-Vijayanagar Extension- Doddamondigana-hally in Hassan Taluk (CRF 400)				2,51,29
Improvements to Pattadakal-Gudur-Ameenagad Road connecting SH and NH (CRF 555)	26,66		26,66	1,62,90
Improvements to Pattadakal-Aihole-Sulebhavi Road connecting SH and NH (CRF 556)	23,26		23,26	2,08,17
Improvements to road from NH-13 to Hospet via Sanapur- Anegundi- Papanayakanahalli (CRF 558)	11,56		11,56	1,55,81
Improvements to Srirangapatna - Somanathapura Road (CRF 559)	1,03,31		1,03,31	2,64,68
Construction of four lane carriage way from Km.2 of Shimoga- Soraba- Sirsi Road to join Shimoga- Ramanagara Major District Road at Vinobhanagar in Shimoga City (CRF 560)	57,36		57,36	2,08,03
Improvements to Hubli - Dharwad SH-73 (old NH) passing through Hubli- Dharwad City limits Km. 403.80 to 433.10 (CRF 561)	45,32		45,32	3,66,42

**STATEMENT NO. 13 - DETAILED STATEMENT OF CAPITAL EXPENDITURE DURING AND TO THE END OF THE YEAR 2006-07 - contd.**

Nature of Expenditure	Expenditure during 2006-07			Expenditure to end of 2006-07
	Non Plan	Plan	Total	
(1)	(2)	(3)	(4)	(5)
<b>EXPENDITURE HEADS (CAPITAL ACCOUNT) - contd.</b>				
<b>C Capital Account of Economic Services - contd.</b>				
<b>(g) Capital Account of Transport - contd.</b>				
<b>5054 Capital Outlay on Roads and Bridges - contd.</b>				
<b>04 District and Other Roads - contd.</b>				
<b>800 Other Expenditure - contd.</b>				
Improvements to Hirebennur- Sirigere- Saslu Road from Km. 0 to 22 of Chitradurga District in selected-reaches (CRF 563)	3,85		3,85	2,90,27
Improvements to road from KMF circle to Doddamandiganahally from Km. 0 to 8.60 in Hassan municipal limits and 1.25 Km. road leading to Hassan - Belur Road (CRF 564)	27,97		27,97	1,44,24
Improvements to road from NH-63 (Km.283.00) to Hospet (Town limit) up to J. P. Nagar (MMTC Colony) in Bellary District (Km.0 to 3) (CRF 587)				1,31,16
Improvement to road from Bidarigere to join Jade Soraba via Kuppagadde Road in Soraba		1,15,07	1,15,07	1,38,38 (q)
Improvement to Asuti Melmath Sommanahatti road Km 0 to 11.50, Gadag		4,52	4,52	1,11,16 (q)
Improvement to Sastapur Hatiyal road via Ghat Hipargi in Basavakalyan, Bidar		49,25	49,25	1,78,00 (q)
Construction of Bridge at Bhatgala Taluk across Shiroli Alvekodi Road, Karwar		1,26	1,26	2,29,75 (q)
Improvement to road from Huvinahalli to Gulbarga Hosur Road in Bidnoor Km 0 to 18.90 in Afzalpur Taluk		1,41,63	1,41,63	1,81,36 (q)
Improvement to road from Biddapur to Jain Pattan Deval Gangapur Road via Neelur Bablad, Gulbarga		1,11,81	1,11,81	1,89,16 (q)
Improvement to road from Malgatti to Nippani via Tegnoor Venkat Bennur Km. 0-12 in Gulbarga		1,29,14	1,29,14	1,68,18 (q)
Improvement to Hoddebeeranahalli Chintapalli Road in Chincholi Taluk Sajjan, Gulbarga		80,32	80,32	1,23,41 (q)
Improvement of road from Ghataparthi to Andhra border via Boganahalli, Devarahalli Thimmalapura in Challakere Taluk		2,13,29	2,13,29	2,13,29
Improvement to road from Bagavathi to Bevoor Kudalasangam cross (CRF 630)	1,57,25		1,57,25	1,57,25

(q) See footnote (s) at page 220.

**STATEMENT NO. 13 - DETAILED STATEMENT OF CAPITAL EXPENDITURE DURING AND TO THE END OF THE YEAR 2006-07 - contd.**

Nature of Expenditure	Expenditure during 2006-07			Expenditure to end of 2006-07
	Non Plan	Plan	Total	
(1)	(2)	(3)	(4)	(5)
<b>EXPENDITURE HEADS (CAPITAL ACCOUNT) - contd.</b>				
<b>C Capital Account of Economic Services - contd.</b>				
<b>(g) Capital Account of Transport - contd.</b>				
<b>5054 Capital Outlay on Roads and Bridges - contd.</b>				
<b>04 District and Other Roads - contd.</b>				
<b>800 Other Expenditure - contd.</b>				
Improvement to Hiresave Shravana Belagola, C R Patna, Hassan District (CRF 403)	1,60,14		1,60,14	2,04,70 (q)
Construction of CC Drain Hassan -Tiptur-to Hassan Belur Road (CRF 620)	2,19,48		2,19,48	3,13,22 (q)
Improvement to HSS Road Chitradurga (CRF 636)	2,86,42		2,86,42	2,86,42
Improvement to Ring Road (Vidyanagar) Yediur Honnenalli Chittanalli Nidoni Beeranalli in Hassan Taluk (CRF 643)	1,06,68		1,06,68	1,06,68
Improvement to Major District Road from Raichur to Belgaum Bachi Road (CRF 733)	39,00		39,00	1,00,00 (q)
Improvements to Tiptur Hassan Road (CRF 330)	72,17		72,17	4,42,35 (q)
Improvement to Srirangapatna MM Hills Road, Kollegal Taluk (CRF)	1,03,98		1,03,98	1,03,98
Improvements to road from Ramadurga-Manvi Km. 226 to 243 (proposed KM 235.02 to 243.02 in Manvi Taluk) Raichur (CRF)	1,07,90		1,07,90	1,07,90
Improvement to road from STN Road to Chidravalli via Benakanahally Doddebagalu in T.N.Pura, Mysore		1,40,81	1,40,81	1,84,01 (q)
Improvement to M.K.Hubli-Patihah Sampagaon Naganur Chivatagundi Road, Belgaum		1,34,97	1,34,97	1,34,97
Improvement to Sopudala Benakatti Road, Soundatti, Belgaum		1,23,63	1,23,63	1,23,63
Improvement to Danawad Bridge to Sadalge via Malikawad Road, Chikkodi		1,28,36	1,28,36	1,28,36
Improvement to Suttathi Kudachi Road, Raibagh, Chikkodi		1,05,67	1,05,67	1,05,67
Construction of bridge across Chikotra river		1,24,67	1,24,67	1,24,67
Construction of submersible bridge across Ghataprabha River between Noginahal and Ghadageri in Hukkeri Taluk, Chikkodi		1,66,80	1,66,80	1,66,80

(q) See footnote (s) at page 220.

**STATEMENT NO. 13 - DETAILED STATEMENT OF CAPITAL EXPENDITURE DURING AND  
TO THE END OF THE YEAR 2006-07 - contd.**

Nature of Expenditure	Expenditure during 2006-07			Expenditure to end of 2006-07
	Non Plan	Plan	Total	
(1)	(2)	(3)	(4)	(5)
<b>EXPENDITURE HEADS (CAPITAL ACCOUNT) - contd.</b>				
<b>C Capital Account of Economic Services - contd.</b>				
<b>(g) Capital Account of Transport - contd.</b>				
<b>5054 Capital Outlay on Roads and Bridges - contd.</b>				
<b>04 District and Other Roads - contd.</b>				
<b>800 Other Expenditure - contd.</b>				
Improvement to Ring Road to Bijapur to Singi Road from Kokatanur Road, Kondagudi Road		8,63,25	8,63,25	8,63,25
Improvement to Nattawad Mukihal Road in Muddebihal Taluk, Sindagi Taluk, Bijapur		1,28,51	1,28,51	1,67,57 (q)
Development of road from Kalligundi, Bogadi Santhe Nagamangala Taluk, Mandya		1,17,11	1,17,11	1,17,11
Improvements to Bannihatti Rajapur Metriki Road from Km. 0 to 30.40 in Sandur, Bellary (CRF)	9,47		9,47	1,05,28 (q)
Approach road to Anegundi Bridge to join Hospet Kampli Road at Venkatapura Village, Bellary		65,27	65,27	2,78,89 (q)
Improvements to road from Maruthi camp to Yerrangaligi via Siddamanahally, Bellary		1,28,99	1,28,99	2,02,73 (q)
Improvements and asphaltting to Kunnekellar Maski Road via Dinnibhavi Benakanal Belladamaradi Road from Km. 0 to 19 in Lingasugur Taluk, Raichur		1,08,26	1,08,26	1,62,31 (q)
Improvements and asphaltting to Kalmangi-Gunda Road from Km. 0 to 13, Raichur		12,58	12,58	1,02,70 (q)
Improvements to road from Dhotarbandi Cross (SH 14) to Alapur via Belwat from Km. 0 to 16 in Manvi Taluk, Raichur		1,59,26	1,59,26	1,59,26
Improvements and asphaltting to Jalahalli-Sunnadakal via Gandal Km. 0 to 19 in Deodurga Taluk, Raichur		1,05,87	1,05,87	1,22,06 (q)
Improvement to Tumblehally-Kodalli Road, Hassan		18,00	18,00	1,37,72 (q)
Improvement to Heggademane Subramanya road Somwarpet Taluk, Kodagu		52,51	52,51	1,10,60 (q)
Improvement to Y.N.Hosakote C.K.Pura Road in Pavagada Taluk, Tumkur	1,05,49			1,05,49
Improvement to Chintamani to Chelur Road CH 1 to 16 Kms in Chintamani Taluk, Kolar		1,10,65	1,10,65	1,10,65

(q) See footnote (s) at page 220.

**STATEMENT NO. 13 - DETAILED STATEMENT OF CAPITAL EXPENDITURE DURING AND TO THE END OF THE YEAR 2006-07 - contd.**

Nature of Expenditure	Expenditure during 2006-07			Expenditure to end of 2006-07
	Non Plan	Plan	Total	
(1)	(2)	(3)	(4)	(5)
<i>(In thousands of rupees)</i>				
<b>EXPENDITURE HEADS (CAPITAL ACCOUNT) - contd.</b>				
<b>C Capital Account of Economic Services - contd.</b>				
<i>(g) Capital Account of Transport - contd.</i>				
<b>5054 Capital Outlay on Roads and Bridges - contd.</b>				
<i>04 District and Other Roads - contd.</i>				
<b>800 Other Expenditure - contd.</b>				
Improvement to road from TCB Road to Nimbemaradahalli via Ramalingapura, Raghunathapura in Sira Taluk, Tumkur		1,26,35	1,26,35	1,26,35
Improvement to road from Sunkalapura Gate on 12th km of Bochipalya via Turuvekere Taluk, Tumkur		1,39,81	1,39,81	1,39,81
Improvements to road from NH 207 to Karahalli, via Koira in Devanahalli, Bangalore	1,05,68		1,05,68	1,05,68
Improvements to road from Bylanarasapura to join Hosakote Shidhaghatta Road via Koratti, in Hosakote Taluk, Bangalore	1,04,78		1,04,78	1,04,78
Improvements to Bangalore -Magadi - Huliurdurga Road, Bangalore		15,03,38	15,03,38	15,03,38
Improvements to Yelahanka - Hindupura Road, Bangalore		19,44,37	19,44,37	19,44,37
Improvement to Bangalore Nandi Road, Bangalore		13,68,00	13,68,00	13,68,00
Improvements to NH 4 to Devanahally via Bhudigere, Bangalore		10,83,69	10,83,69	10,83,69
Improvements to MDRs connecting Chenammanahally-Kodanakuppe - KP Doddi and Kavanapura in Kylanchna Hobli, Bangalore		5,77,90	5,77,90	5,77,90
Improvements to MDRs connecting Kakarammanahally - Vajrahally - Shanumangala - Bangalore - Ittamadu and Kolliganahalli in Bidadi Hobli, Bangalore		15,48,47	15,48,47	15,48,47
Improvements to MDRs connecting Doddaganagavadi-Jalamangala-Akkur-Kootagal-Jogaradoddi-Mellehally and Katukanapalya in Kootagal Hobli, Bangalore		6,24,51	6,24,51	6,24,51
Improvements to MDR s connecting Manchinabele - Sugganahalli and Mayaganahalli in Ramanagara Taluk, Bangalore		8,78,90	8,78,90	8,78,90



**STATEMENT NO. 13 - DETAILED STATEMENT OF CAPITAL EXPENDITURE DURING AND TO THE END OF THE YEAR 2006-07 - contd.**

Nature of Expenditure	Expenditure during 2006-07			Expenditure to end of 2006-07
	Non Plan	Plan	Total	
(1)	(2)	(3)	(4)	(5)
<b>EXPENDITURE HEADS (CAPITAL ACCOUNT) - contd.</b>				
<b>C Capital Account of Economic Services - contd.</b>				
<b>(g) Capital Account of Transport - contd.</b>				
<b>5054 Capital Outlay on Roads and Bridges - contd.</b>				
<b>04 District and Other Roads - contd.</b>				
<b>800 Other Expenditure - contd.</b>				
Improvement to road connecting BMH Road to Ajjanahalli, Nehtenahalli, Hullivanahalli, Gejagarapuppe and other village in Madabal Hobli, Magadi Taluk, Bangalore		1,84,60	1,84,60	1,84,60
Improvements to MDRs connecting NH 48 to Taggikuppe, Manignahalli, Maruru, Muthsagara, Thippasandra and other villages, in Magadi Taluk, Bangalore		2,61,53	2,61,53	2,61,53
Improvement to MDRs connecting NH48 to Motaganahally, Kudur Hosapalya and other villages in Magadi Taluk, Bangalore		2,11,02	2,11,02	2,11,02
Improvements to MDRs in northern part of Devanahally Taluk from Kolar Sompura road connecting K.S.Road to NH 7, Avathi Vijayapura road, Shidlaghatta Vijayapura road to C.S.Hosur, Bangalore		2,03,25	2,03,25	2,03,25
Improvements to MDRs in western part of Devenahally Taluk, road connecting NH 207 to Karehally, Bangalore		1,06,15	1,06,15	1,06,15
Improvements to MDRs in Eastern part of Devanahally Taluk (Yelahanka Vijayapura Road), Bangalore		3,15,31	3,15,31	3,15,31
Improvements to road from Kanakapura to Sangam, in Kanakapura and Sathnur, Bangalore		2,05,22	2,05,22	2,05,22
Improvements to Bylanarasapura (Nandagudi) to join Hosakote Shidlaghatta Road, Bangalore		2,02,18	2,02,18	2,02,18
Improvements to road from Dobbaspeth to Urgigere, Bangalore		1,95,71	1,95,71	1,95,71
Improvements to road from Begur to Bargur, Bangalore		2,10,49	2,10,49	2,10,49
Conversion of existing road to 4 lane road with Central Median, Bangalore				
Dommasandra road from Outer Ring Road to Railway crossing CH 12.58 to 15.56 Special Division, Bangalore		2,31,03	2,31,03	5,08,29 (q)

(q) See footnote (s) at page 220.

**STATEMENT NO. 13 - DETAILED STATEMENT OF CAPITAL EXPENDITURE DURING AND TO THE END OF THE YEAR 2006-07 - contd.**

Nature of Expenditure	Expenditure during 2006-07			Expenditure to end of 2006-07
	Non Plan	Plan	Total	
(1)	(2)	(3)	(4)	(5)
<b>EXPENDITURE HEADS (CAPITAL ACCOUNT) - contd.</b>				
<b>C. Capital Account of Economic Services - contd.</b>				
<b>(g) Capital Account of Transport - contd.</b>				
<b>5054 Capital Outlay on Roads and Bridges - contd.</b>				
<i>04 District and Other Roads - contd.</i>				
<b>800 Other Expenditure - contd.</b>				
Conversion of existing road to 4 lane road with Central Median, Bangalore Dommasandra road from Outer Ring Road to Railway crossing CH 15.56 to 17.20 Special Division, Bangalore		2,18,56	2,18,56	2,18,56
Improvement to road from Chandapura Dommasandra road to join HKA Road Anekal Taluk, Special Division, Bangalore		6,92,21	6,92,21	9,09,36 (q)
Improvement of road from Anekal to Meenakshi temple via Banerghatta SH 86A, Anekal Taluk, Special Division, Bangalore		17,39,20	17,39,20	17,39,20
Improvement to NH 7 Parappana Agrahara to Sarjapura road via Naganathapura, Kayagondanahalli and Rayasandra, MDR 7.00 Kms. Special Division, Bangalore		5,57,71	5,57,71	5,57,71
Improvements to NH 7 Banerghatta Road-Basavapura Gate via Bettadasapura MDR 11.00 Kms. Special Division, Bangalore		4,26,33	4,26,33	4,26,33
Improvements to NH 7 to Parappana Agrahara Gate to BDA Outer Ring Road Agara lake via Kudlu and AECS Layout (MDR 13.5 kms) Special Division, Bangalore		3,39,27	3,39,27	3,39,27
Improvements to Bangalore -Hennur-Kannur Road, Special Division, Bangalore		2,94,03	2,94,03	2,94,03
Improvement to road from Rajanukunte to Madure Road, Special Division, Bangalore		2,44,14	2,44,14	2,44,14
Improvement to road from Bommanahalli via Begurkoppa to BAB Road, Special Division, Bangalore		2,03,98	2,03,98	2,03,98
Improvement to road from Sri Sathya Sai Ashram to NH 4, Special Division, Bangalore		3,65,46	3,65,46	3,65,46
Improvement to Hoskote Kadugodi Anekal Road (CH 11.15 Km. to 17 Km.) including culverts, Special Division, Bangalore		6,69,31	6,69,31	6,69,31
Improvements to Kundalahalli cross to Hudihalli road (MDR 5 Km.)		5,03,01	5,03,01	5,03,01

(q) See footnote (s) at page 220.

**STATEMENT NO. 13 - DETAILED STATEMENT OF CAPITAL EXPENDITURE DURING AND TO THE END OF THE YEAR 2006-07 - contd.**

Nature of Expenditure	Expenditure during 2006-07			Expenditure to end of 2006-07
	Non Plan	Plan	Total	
(1)	(2)	(3)	(4)	(5)
<b>EXPENDITURE HEADS (CAPITAL ACCOUNT) - contd.</b>				
<b>C Capital Account of Economic Services - contd.</b>				
<b>(g) Capital Account of Transport - contd.</b>				
<b>5054 Capital Outlay on Roads and Bridges - contd.</b>				
<i>04 District and Other Roads - contd.</i>				
800 Other Expenditure - contd.				
Conversion of existing road to 4 lane from Km. 9.20 to 11.20 Bangalore - Anekal - Bannerghatta Road, Special Division, Bangalore (2003-04)		2,09,46	2,09,46	5,03,30 (q)
Conversion of existing road to four lane road from Km. 11.20 to 13.20 of Bangalore - Anekal - Bannerghatta Road (2005-06)		1,12,75	1,12,75	3,32,16 (*)
Improvements of Bindiganaville - Kadabahalli road Km. 0 to 14.50		66,13	66,13	2,80,75 (q)
Improvements from B N Road to Hollalu Road Km. 0 to 5		62,75	62,75	1,63,47 (q)
Improvements of road connecting M N Road to M M Road Km. 0 to 13.30		59,38	59,38	1,47,06 (q)
Improvements of road from Thandasanahalli to Chandagalu KuriKoppalu Km. 0 to 12				1,99,38 (q)
Construction of bridge across river Cauvery on Ganjam - Karighatta road		1,19,76	1,19,76	1,60,84 (q)
Improvements to road from 20th Km. of Srirangapatna - Channarayapatna Road to Bookinakere, Hariharapura, Lingapura(Km.7 to 16)		89,68	89,68	2,03,07 (q)
Improvement of Bevinakuppe - Shambuvinahalli road from Km. 0 to 17.20 in Pandavapura Taluk		10,18	10,18	3,24,05 (q)
Improvement of Melkote- Shravanabelagola road from Km. 0 to 6		76,65	76,65	1,05,22 (q)
Maintenance of State Highway in Mandya District		1,02,00	1,02,00	1,02,00
Improvement of road from Shivalli - Sampahalli road to reach Goravale from Km.0 to 6.25		69,45	69,45	1,19,91 (q)
Improvement of road joining R.H.Road to B.N.Road via Bheemanakere, Chandahalli, Nidaghatta		39,82	39,82	1,06,20 (q)

(q) See footnote (s) at page 220.

(\*) Shown under '03-337' in the previous years is now exhibited under '04-800'

**STATEMENT NO. 13 - DETAILED STATEMENT OF CAPITAL EXPENDITURE DURING AND TO THE END OF THE YEAR 2006-07 - contd.**

Nature of Expenditure	Expenditure during 2006-07			Expenditure to end of 2006-07
	Non Plan	Plan	Total	
(1)	(2)	(3)	(4)	(5)
<b>EXPENDITURE HEADS (CAPITAL ACCOUNT) - contd.</b>				
<b>C Capital Account of Economic Services - contd.</b>				
<b>(g) Capital Account of Transport - contd.</b>				
<b>5054 Capital Outlay on Roads and Bridges - contd.</b>				
<i>04 District and Other Roads - conclud.</i>				
800 Other Expenditure - conclud.				
Improvement of road from Kambadahalli to Bettadahalli in Nagamangala Taluk from Km. 0 to 22.40		24,99	24,99	2,18,12 (q)
Improvement of road from SH-48 to Shrvanabelagola via Bindiganavile, Kadaballi, Honnavar from Km. 0 to 25		1,76,92	1,76,92	2,41,12 (q)
Improvement of road from Madapura in K.R.Pet taluk to Shrvanabelagola via Srirangapatna- Channarayapatna- Arasikere State Highway, Kanthapura from Km. 0 to 12		20,87	20,87	1,31,20 (q)
Improvement of Mandya - Hadagali road (Melkote Shrvanabelagola road), via NH47, Melkote-Shrvana belagola road, Melkote, Shrvanabelagola, Tiptur, Huliur, Hosadurga, Holalkere, Anegoodu, Harapanahalli from Km. 36 to 60.70		99,04	99,04	2,69,19 (q)
Improvements to road from Jewargi Sankeshwar road to Kudidarga from Km.0.00 to 14.00 in Jewaragi taluka of Gulbarga District (CRF 622)	1,05,16		1,05,16	1,05,16
Improvements to road from B.M.Road to join K.K.Road via Sadolalu, Kannali, Muttanahalli, D.A.Kere, Devarahalli, Karadakere, Arechakanahalli, Yaladahalli, J.C.Pura, Devipura, Talagavadi, Kagepura (Km. 0 to 22)		1,03,95	1,03,95	1,03,95
Other Works each costing Rs.1 crore and less	1,06,79,97	2,67,01,03	3,73,81,00	17,78,35,42 (s) (&)

(s) Balance amounting to Rs.52,93,21 thousand transferred proforma from other works costing Rs.1 crore and less to items (42) marked (q) above and at pages 205, 209, 213, 214, 215, 217, 218 and 219.

Balance amounting to Rs.5,21 thousand, transferred proforma from item marked (r) at page 211 to Other Works costing Rs.1 crore and less.

(&) Differs by 1 with reference to the expenditure to the end of the previous year, due to rounding.

**STATEMENT NO. 13 - DETAILED STATEMENT OF CAPITAL EXPENDITURE DURING AND  
TO THE END OF THE YEAR 2006-07 - contd.**

Nature of Expenditure	Expenditure during 2006-07			Expenditure to end of 2006-07
	Non Plan	Plan	Total	
(1)	(2)	(3)	(4)	(5)
<b>EXPENDITURE HEADS (CAPITAL ACCOUNT) - contd.</b>				
<b>C Capital Account of Economic Services - contd.</b>				
<b>(g) Capital Account of Transport - contd.</b>				
<b>5054 Capital Outlay on Roads and Bridges - contd.</b>				
<i>05 Roads of Inter State or Economic Importance</i>				
101	Bridges			
	Construction of bridge across Krishna River at Moogeri, Jewargi, Sankeswar Road			2,29,94
	Construction of bridge across Bhima River			1,59,79
	Construction of bridge across Tungabhadra River near Singadaloor at Madalagatta			2,07,43
	Construction of bridge across Bennihalla River near Nargund on Bijapur-Hubli Road at Km. 154.16			3,87,74
	Construction of bridge across Tungabhadra River near Singatalur at Madalgatta			5,99,04
	Other Works each costing Rs.1 crore and less			18,48,54
337	Road Works			
	Improvements to Charmadi Ghat of Kadur Mangalore State Highway			1,42,33
	Construction of Link Road connecting Attibele with Devanahalli via Hoskote			16,19,66
	Construction of Link Road connecting Dobbaspet to Devanahalli via Doddaballapura			11,38,83 (&)
	Improvement to selected reach of Inter-State Highway connecting Nanjangud and Kerala			2,23,05
	Development of Kollegal - Koratageri Road via Malavalli, Maddur, Tumkur			1,13,51
		1,13,51	1,13,51	8,05,39 (t)
	Development of Kollegal - Koratageri Road under EI Scheme - Tumkur - Koratageri section, excluding the length for which development has already been taken up under different Scheme			2,37
		2,37	2,37	3,66,58
	Improvement to road from Sadashivagad to Goa			1,19,93
	Improvements from single lane to intermediate lane of SH 58 (Package 1) of Mudigere Venkatagiri Kote Sira Chittor Road in Hassan District			1,66,71
		1,66,71	1,66,71	1,94,29 (u)

(&) Differs by 1 with reference to the expenditure to the end of the previous year, due to rounding.

(t) (u) See footnote (v) at page 222.

**STATEMENT NO. 13 - DETAILED STATEMENT OF CAPITAL EXPENDITURE DURING AND TO THE END OF THE YEAR 2006-07 - contd.**

Nature of Expenditure	Expenditure during 2006-07			Expenditure to end of 2006-07
	Non Plan	Plan	Total	
(1)	(2)	(3)	(4)	(5)
<b>EXPENDITURE HEADS (CAPITAL ACCOUNT) - contd.</b>				
<b>C Capital Account of Economic Services - contd.</b>				
<b>(g) Capital Account of Transport - contd.</b>				
<b>5054 Capital Outlay on Roads and Bridges - contd.</b>				
<b>05 Roads of Inter State or Economic Importance - conclud.</b>				
<b>337 Road Works - conclud.</b>				
Improvements from single lane to intermediate lane of SH 58(Package 3) of Mudigere Venkatagiri Kote Sira Chittor Road in Hassan District		1,36,66	1,36,66	1,36,66
Improvements from single lane to intermediate lane of SH 58(Package 4) of Mudigere Venkatagiri Kote Sira Chittor Road in Hassan District		2,34,96	2,34,96	2,34,96
Improvements from single lane to intermediate lane of SH 58(Package 5) of Mudigere Venkatagiri Kote Sira Chittor Road in Hassan District		2,22,52	2,22,52	2,22,52
Improvements from single lane to intermediate lane of SH 58(Package 7) of Mudigere Venkatagiri Kote Sira Chittor Road in Hassan District		1,72,53	1,72,53	1,72,53
Improvement from Intermediate lane to two lane (Package 1) of Hosur Anekal Ramanagara Magadi Dobbespeth Road		2,70,37	2,70,37	2,70,37
Improvement from Intermediate lane to two lane (Package 2) of Hosur Anekal Ramanagara Magadi Dobbespeth Road		2,49,33	2,49,33	2,49,33
Improvement from Intermediate lane to two lane (Package 3) of Hosur Anekal Ramanagara Magadi Dobbespeth Road		3,52,59	3,52,59	3,52,59
Improvement from Intermediate lane to two lane (Package 4) of Hosur Anekal Ramanagara Magadi Dobbespeth Road		2,48,72	2,48,72	2,48,72
Improvement from Intermediate lane to two lane (Package 5) of Hosur Anekal Ramanagara Magadi Dobbespeth Road		1,66,59	1,66,59	1,66,59
Other Works each costing Rs.1 crore and less		9,51,88	9,51,88	23,71,08 (v) (&)

(v) Balance amounting to Rs.2,27,44 thousand and Rs.27,58 thousand transferred proforma from other works costing Rs.1 crore and less to item marked (t) and (u) respectively at page 221.

(&) Differs by 1 with reference to the expenditure to the end of the previous year, due to rounding.

**STATEMENT NO. 13 - DETAILED STATEMENT OF CAPITAL EXPENDITURE DURING AND  
TO THE END OF THE YEAR 2006-07 - contd.**

Nature of Expenditure	Expenditure during 2006-07			Expenditure to end of 2006-07
	Non Plan	Plan	Total	
(1)	(2)	(3)	(4)	(5)
<b>EXPENDITURE HEADS (CAPITAL ACCOUNT) - contd.</b>				
<b>C Capital Account of Economic Services - contd.</b>				
<b>(g) Capital Account of Transport - contd.</b>				
<b>5054 Capital Outlay on Roads and Bridges - conclud.</b>				
<i>80 General</i>				
001 Direction and Administration				87,47,17
052 Machinery and Equipment				5,38,58
190 Investments in Public Sector and other undertakings				
Karnataka State Road Development Corporation		4,44,18,00	4,44,18,00	8,12,51,72 (&)
Karnataka Neeravari Nigam Limited				10,00,00
800 Other Expenditure				
Other Works each costing Rs.1 crore and less				54,85,22
902 Deduct - Amount met from Central Road Fund		(-) 1,27,22,87	(-) 1,27,22,87	(-) 4,40,51,87 (\$)
<b>Total 5054</b>	<b>...</b>	<b>17,58,34,58</b>	<b>17,58,34,58</b>	<b>61,06,13,63</b>

(\$) Expenditure to end of 2005-06 was shown as (-) 2,05,70,04 instead of (-) 3,13,29,00 in the previous years Finance Accounts.

**STATEMENT NO. 13 - DETAILED STATEMENT OF CAPITAL EXPENDITURE DURING AND  
TO THE END OF THE YEAR 2006-07 - contd.**

Nature of Expenditure	Expenditure during 2006-07			Expenditure to end of 2006-07
	Non Plan	Plan	Total	
	(In thousands of rupees)			
(1)	(2)	(3)	(4)	(5)
<b>EXPENDITURE HEADS (CAPITAL ACCOUNT) - contd.</b>				
<b>C' Capital Account of Economic Services - contd.</b>				
<b>(g) Capital Account of Transport - conclud.</b>				
<b>5055 Capital Outlay on Road Transport</b>				
050 Lands and Buildings				
Purchase of Land for Devaraj Urs truck Terminal		5,00,00	5,00,00	5,00,00
190 Investment in Public Sector and other undertakings				
Karnataka State Road Transport Corporation				4,33,67,26
North West Karnataka Road Transport Corporation				13,10,00
Bangalore Metropolitan Transport Corporation		53,21,00	53,21,00	66,31,00
North East Karnataka Road Transport Corporation				14,00,00
800 Other Expenditure				15,00
902 Deduct amount met from Infrastructure Initiative Fund				(-) 67,00,00
<b>Total 5055</b>		<b>58,21,00</b>	<b>58,21,00</b>	<b>4,65,23,26</b>
<b>5056 Capital Outlay on Inland Water Transport</b>				
800 Other Expenditure				19,05
<b>Total 5056</b>				<b>19,05</b>
<b>5075 Capital Outlay on other Transport Services</b>				
60 Others				
190 Investment in Public Sector and other undertakings				
Konkan Railway Corporation				1,20,97,00
<b>Total 5075</b>				<b>1,20,97,00</b>
<b>Total (g) Capital Account of Transport</b>		<b>18,23,50,30</b>	<b>18,23,50,20</b>	<b>68,28,27,33</b>



**STATEMENT NO. 13 - DETAILED STATEMENT OF CAPITAL EXPENDITURE DURING AND TO THE END OF THE YEAR 2006-07 - contd.**

<i>Nature of Expenditure</i>	<i>Expenditure during 2006-07</i>			<i>Expenditure to end of 2006-07</i>
	<i>Non Plan</i>	<i>Plan</i>	<i>Total</i>	
(1)	(2)	(3)	(4)	(5)
<i>(In thousands of rupees)</i>				
<b>EXPENDITURE HEADS (CAPITAL ACCOUNT) - contd.</b>				
<b>C Capital Account of Economic Services - contd.</b>				
<i>(j) Capital Account of General Economic Services</i>				
<b>5452 Capital Outlay on Tourism</b>				
01 <i>Tourist Infrastructure</i>				
102 Tourist Accommodation				1,07,86
80 <i>General</i>				
190 Investments in Public Sector and other undertakings				
Karnataka State Tourism Development Corporation, Bangalore				6,51,72
800 Other Expenditure				4,71,67
<b>Total 5452</b>				<b>12,31,25</b>
<b>5465 Investments in General Financial and Trading Institutions</b>				
01 <i>Investments in General Financial Institutions</i>				
190 Investments in Public Sector and other undertakings				
Investments in Mysore Sugar Company Limited, Bangalore				1,00,00
The Investment Corporation of India Limited, Bombay				2,33
Infrastructure Development Corporation Limited, Karnataka (Ideck) (^)		50,00	50,00	27,50,00
Investments in Bangalore International Airport -				
through KSIIDC (#)		10,78,00	10,78,00	50,18,52 (&)
State support to project (#)		71,53,01	71,53,01	1,68,70,01
Land Acquisition for Trumpet Exchange (#)		15,00,00	15,00,00	15,00,00
Development of 408 acres of Government Land adjacent to BIAP (#)		5,00,00	5,00,00	5,00,00
KPTCL for providing Power at Site (#)		15,64,00	15,64,00	15,64,00
KSSIDC - BIAP cell (#)		25,00	25,00	25,00

(^) Formerly known as Karnataka Infrastructure Development and Finance Corporation.

(&) Differs by 1 with reference to the expenditure to the end of the previous year, due to rounding.

(#) Shown as investments in 'Karnataka State Industrial Investment Development Corporation' in Statement No.14.

**STATEMENT NO. 13 - DETAILED STATEMENT OF CAPITAL EXPENDITURE DURING AND TO THE END OF THE YEAR 2006-07 - contd.**

<i>Nature of Expenditure</i>	<i>Expenditure during 2006-07</i>			<i>Expenditure to end of 2006-07</i>
	<i>Non Plan</i>	<i>Plan</i>	<i>Total</i>	
(1)	(2)	(3)	(4)	(5)
<b>EXPENDITURE HEADS (CAPITAL ACCOUNT) – contd.</b>				
<b>C Capital Account of Economic Services - contd.</b>				
<b>5465 Investments in General Financial and Trading Institutions - conclud.</b>				
<i>01 Investments in General Financial Institutions - conclud.</i>				
190 Investments in Public Sector and other undertakings - conclud.				
BIAP – Assistance for repayment of HUDCO loans – Assistance to KSIIDC for debt servicing (#)		19,27,05	19,27,05	1,25,43,11
Mahiti Bonds – Assistance for repayments (#)		17,87,17	17,87,17	64,07,90
Investments in Rail Infrastructure Development Corporation Limited, Karnataka		103,89,00	103,89,00	2,63,09,50
Development of Minor Airports (#)		19,33,00	19,33,00	37,13,00
Biotech Park (#)		2,50,00	2,50,00	12,10,00
I. B. A. B. (#)				5,00,00
902 Deduct - Amount met from Infrastructure Initiative Fund				(-) 1,83,35,00
<i>02 Investments in Trading Institutions</i>				
190 Investments in Public Sector and other undertakings				
Karnataka State Beverages Corporation				2,00,00
<b>Total 5465</b>		<b>2,81,56,23</b>	<b>2,81,56,23</b>	<b>6,08,78,37 (&amp;)</b>

(#) Shown as investments in 'Karnataka State Industrial Investment Development Corporation' in Statement No.14.

(&) Differs by 1 with reference to the expenditure to the end of the previous year, due to rounding.

**STATEMENT NO. 13 - DETAILED STATEMENT OF CAPITAL EXPENDITURE DURING AND TO THE END OF THE YEAR 2006-07 - conclud.**

<i>Nature of Expenditure</i>	<i>Expenditure during 2006-07</i>			<i>Expenditure to end of 2006-07</i>
	<i>Non Plan</i>	<i>Plan</i>	<i>Total</i>	
(1)	(2)	(3)	(4)	(5)
<i>(In thousands of rupees)</i>				
<b>EXPENDITURE HEADS (CAPITAL ACCOUNT) – conclud.</b>				
<b>C Capital Account of Economic Services - conclud.</b>				
<b>5475 Capital Outlay on other General Economic Services</b>				
101 Land Ceilings (other than agricultural land)				10,56,09
102 Civil Supplies	(-) 46,92	5,00,00	4,53,08	20,47,97
	(*)			
202 Compensation to Land holders on abolition of Zamindari System				5,46,09
901 Deduct Receipts and Recoveries on Capital Account				(-) 8,60,08
<b>Total 5475</b>	<b>(-) 46,92</b>	<b>5,00,00</b>	<b>4,53,08</b>	<b>27,90,07</b>
<b>Total (j) Capital Account of General Economic Services</b>	<b>(-) 46,92</b>	<b>2,86,56,23</b>	<b>2,86,09,31</b>	<b>6,48,99,69 (&amp;)</b>
<b>Total C. Capital Account of Economic Services</b>	<b>1,30,99,69</b>	<b>67,98,01,00</b>	<b>69,29,00,69</b>	<b>374,45,63,40</b>
<b>GRAND TOTAL CAPITAL EXPENDITURE</b>	<b>1,31,78,79</b>	<b>84,10,78,43</b>	<b>85,42,57,22</b>	<b>445,04,04,60</b>

(\*) Represents Receipts and Recoveries on Capital Account.

(&) Differs by 1 with reference to the expenditure to the end of the previous year, due to rounding.

~~~~~

**STATEMENT NO. 14**  
**DETAILS OF INVESTMENTS OF GOVERNMENT IN STATUTORY CORPORATIONS,**  
**GOVERNMENT COMPANIES, OTHER JOINT STOCK COMPANIES, CO- OPERATIVE BANKS AND**  
**SOCIETIES ETC., TO END OF 2006-2007**

| Sl. No.                           | Name of Concern                                    | (Details of Investments)                      |            |               |                          | Amount Invested                    | Percentage of Government investment to the total paid up capital | Dividend declared / Interest received and credited to Government during the year | Remarks                                                                                                                                                                                                                                                                                                                           |
|-----------------------------------|----------------------------------------------------|-----------------------------------------------|------------|---------------|--------------------------|------------------------------------|------------------------------------------------------------------|----------------------------------------------------------------------------------|-----------------------------------------------------------------------------------------------------------------------------------------------------------------------------------------------------------------------------------------------------------------------------------------------------------------------------------|
|                                   |                                                    | Year(s) of Investment                         | Type       | No. of Shares | Face Value of each share |                                    |                                                                  |                                                                                  |                                                                                                                                                                                                                                                                                                                                   |
|                                   |                                                    |                                               |            |               | Rs.                      | In thousands of rupees             | In thousands of rupees                                           |                                                                                  |                                                                                                                                                                                                                                                                                                                                   |
| 1                                 | 2                                                  | 3                                             | 4          | 5             | 6                        | 7                                  | 8                                                                | 9                                                                                | 10                                                                                                                                                                                                                                                                                                                                |
| <b>(I) STATUTORY CORPORATIONS</b> |                                                    |                                               |            |               |                          |                                    |                                                                  |                                                                                  |                                                                                                                                                                                                                                                                                                                                   |
| 1                                 | Karnataka State Warehousing Corporation, Bangalore | 1957-58 to 2005-06<br>2006-07<br><b>Total</b> | Ordinary   | 5,95,000      | 100                      | 6,68,65<br>10,00<br><b>6,78,65</b> | 54.66                                                            | 26,42                                                                            | The Corporation earned a profit of Rs.4,86.81 lakh during 2005-06. The year to which the dividend (Rs.26,42,470) relates has not been communicated.                                                                                                                                                                               |
| 2                                 | Karnataka State Financial Corporation, Bangalore   | 1958-59 to 2001-02                            | Ordinary   |               | 100                      | 82,10,89                           | 69.88                                                            |                                                                                  | The Corporation earned a profit of Rs.13,39.56 lakh during 2006-07. The cumulative loss to the end of the year 2006-07 was Rs.60,91.24 lakh.                                                                                                                                                                                      |
| 3                                 | Industrial Finance Corporation of India, New Delhi | 1964-65 to 2002-03                            | Debentures |               |                          | 44,35<br>(A)                       |                                                                  | 5,84                                                                             | (A) Investments out of Sinking Funds.<br><br>(Interest Rs.5,83,750)                                                                                                                                                                                                                                                               |
| 4                                 | Karnataka Electricity Board, Bangalore             | 1991-92 to 1995-96                            | Equity     |               |                          | 4,36,01,00                         | 100.00                                                           |                                                                                  | The entire investment represents a portion of loan (granted by Government of Karnataka) converted into Equity. Consequent upon the formation of the Karnataka Power Transmission Corporation Limited the Board ceased to function. Orders for transferring the balances as shown in the Government Accounts to KPTCL are awaited. |
| 5                                 | Bangalore Development Authority, Bangalore         | 1976-77                                       |            |               |                          | 20,00<br>(E)                       |                                                                  |                                                                                  | (E) Represents seed capital for formation of some layouts in Bangalore.                                                                                                                                                                                                                                                           |

## STATEMENT NO. 14

## DETAILS OF INVESTMENTS OF GOVERNMENT IN STATUTORY CORPORATIONS, GOVERNMENT COMPANIES, OTHER JOINT STOCK COMPANIES, CO- OPERATIVE BANKS AND SOCIETIES ETC., TO END OF 2006-2007 - contd.

| Sl. No.                                    | Name of Concern                                       | (Details of Investments)                                                                                                            |                                       |               |                          | Amount Invested                                                                             | Percentage of Government investment to the total paid up capital | Dividend declared / Interest received and credited to Government during the year | Remarks                                                                                                                                                                                                                                                                                                                                                                                                                                                                                                                                                                                                                                                                                                                                                                                  |
|--------------------------------------------|-------------------------------------------------------|-------------------------------------------------------------------------------------------------------------------------------------|---------------------------------------|---------------|--------------------------|---------------------------------------------------------------------------------------------|------------------------------------------------------------------|----------------------------------------------------------------------------------|------------------------------------------------------------------------------------------------------------------------------------------------------------------------------------------------------------------------------------------------------------------------------------------------------------------------------------------------------------------------------------------------------------------------------------------------------------------------------------------------------------------------------------------------------------------------------------------------------------------------------------------------------------------------------------------------------------------------------------------------------------------------------------------|
|                                            |                                                       | Year(s) of Investment                                                                                                               | Type                                  | No. of Shares | Face Value of each share |                                                                                             |                                                                  | In thousands of rupees                                                           |                                                                                                                                                                                                                                                                                                                                                                                                                                                                                                                                                                                                                                                                                                                                                                                          |
|                                            |                                                       |                                                                                                                                     |                                       |               | Rs.                      |                                                                                             |                                                                  |                                                                                  |                                                                                                                                                                                                                                                                                                                                                                                                                                                                                                                                                                                                                                                                                                                                                                                          |
| 1                                          | 2                                                     | 3                                                                                                                                   | 4                                     | 5             | 6                        | 7                                                                                           | 8                                                                | 9                                                                                | 10                                                                                                                                                                                                                                                                                                                                                                                                                                                                                                                                                                                                                                                                                                                                                                                       |
| <b>(I) STATUTORY CORPORATIONS - contd.</b> |                                                       |                                                                                                                                     |                                       |               |                          |                                                                                             |                                                                  |                                                                                  |                                                                                                                                                                                                                                                                                                                                                                                                                                                                                                                                                                                                                                                                                                                                                                                          |
| 6                                          | Karnataka State Road Transport Corporation, Bangalore | Allocated under the State Reorganisation Act 1956<br>1962-63 to 1968-69<br>1972-73 to 1998-99<br>2004-05<br>2005-06<br><b>Total</b> | Capital contribution / Equity Capital |               |                          | 1,79,69<br>8,64,35<br>(B)<br>3,48,23,22<br>(D)<br>45,00,00<br>(@)<br>30,00,00<br>4,33,67,26 | 79.00                                                            |                                                                                  | (B) The Share of Karnataka Government in the Capital of the concern, invested after the formation of the Corporation, is Rs.3,42,04,250 and the capital expenditure on the former Road Transport Department treated as investment in this Corporation is Rs.5,22,31,041. The Capital provided by Government carries interest.<br>(D) Includes a sum of Rs.17,10,333 which was allocated by Government of Andhra Pradesh (during 1977-78) consequent on Reorganisation of States.<br>The Government of Karnataka has converted the Capital contribution to the extent of Rs.1.06 crore into Equity shares in the KSRTC with effect from 23-11-1993.<br>The Corporation incurred a loss of Rs.19,38.81 lakh during 2005-06. The cumulative loss to end of the year was Rs.1,99,89.86 lakh. |
| 7                                          | North West Karnataka Road Transport Corporation       | 1998-99<br>2005-06<br><b>Total</b>                                                                                                  | Equity                                | ...           | ...                      | 10,00<br>(@)<br>13,00,00<br>13,10,00                                                        | 100.00                                                           |                                                                                  | The Corporation incurred a loss of Rs.61,79.41 lakh during 2005-06. The cumulative loss to end of 2005-06 was Rs.2,10,54.56 lakh.                                                                                                                                                                                                                                                                                                                                                                                                                                                                                                                                                                                                                                                        |

(@) Investment out of Infrastructure Initiative Fund.

**STATEMENT NO. 14**

**DETAILS OF INVESTMENTS OF GOVERNMENT IN STATUTORY CORPORATIONS, GOVERNMENT COMPANIES, OTHER JOINT STOCK COMPANIES, CO- OPERATIVE BANKS AND SOCIETIES ETC., TO END OF 2006-2007 - contd.**

| Sl. No.                                    | Name of Concern                                             | (Details of Investments)                      |          |               |                          | Amount Invested                                  | Percentage of Government investment to the total paid up capital | Dividend declared / Interest received and credited to Government during the year | Remarks                                                                                                                                         |
|--------------------------------------------|-------------------------------------------------------------|-----------------------------------------------|----------|---------------|--------------------------|--------------------------------------------------|------------------------------------------------------------------|----------------------------------------------------------------------------------|-------------------------------------------------------------------------------------------------------------------------------------------------|
|                                            |                                                             | Year(s) of Investment                         | Type     | No. of Shares | Face Value of each share |                                                  |                                                                  |                                                                                  |                                                                                                                                                 |
|                                            |                                                             |                                               |          |               | Rs.                      | In thousands of rupees                           | In thousands of rupees                                           |                                                                                  |                                                                                                                                                 |
| 1                                          | 2                                                           | 3                                             | 4        | 5             | 6                        | 7                                                | 8                                                                | 9                                                                                | 10                                                                                                                                              |
| <b>(I) STATUTORY CORPORATIONS - contd.</b> |                                                             |                                               |          |               |                          |                                                  |                                                                  |                                                                                  |                                                                                                                                                 |
| 8                                          | Bangalore Metropolitan Transport Corporation                | 1998-99<br>2005-06<br>2006-07<br><b>Total</b> | Equity   | ...           | ...                      | 10,00<br>(@)<br>13,00,00<br>53,21,00<br>66,31,00 | 100.00                                                           |                                                                                  | The Corporation earned a profit of Rs.43,09.43 lakh during 2005-06.                                                                             |
| 9                                          | North East Karnataka Road Transport Corporation             | 2000-01<br>2005-06<br><b>Total</b>            |          |               |                          | 3,00,00<br>(@)<br>11,00,00<br>14,00,00           | 100.00                                                           |                                                                                  | The Corporation incurred a loss of Rs.27,78.88 lakh during 2005-06. The cumulative loss to end of 2005-06 was Rs.2,18,86.08 lakh.               |
| 10                                         | Karnataka Power Transmission Corporation Limited, Bangalore | 1999-2000                                     |          |               |                          | 7<br>(#)                                         | 100.00                                                           |                                                                                  | (#) Represents amount paid to the Corporation towards preliminary expenses. The Corporation earned a profit of Rs.16,74.46 lakh during 2004-05. |
| <b>Regional Rural Banks</b>                |                                                             |                                               |          |               |                          |                                                  |                                                                  |                                                                                  |                                                                                                                                                 |
| 11                                         | Cauvery Grameena Bank, Mysore                               | 1976-77 to 1996-97                            | Ordinary | 15,000        | 100                      | 2,14,31                                          | 15.00                                                            |                                                                                  | The Bank earned a profit of Rs.5,67.15 lakh during 2005-06.                                                                                     |
| 12                                         | Krishna Grameena Bank, Gulbarga                             | 1978-79 to 2000-01                            | Ordinary | 15,000        | 100                      | 2,96,37                                          | 15.00                                                            |                                                                                  | The Bank earned a profit of Rs.14,06.60 lakh during 2005-06.                                                                                    |
| 13                                         | Kalpatharu Rural Bank, Tumkur                               | 1981-82 to 2000-01                            | Ordinary | 15,000        | 100                      | 2,31,07                                          | 15.00                                                            |                                                                                  | The Bank earned a profit of Rs.10,96.00 lakh during 2005-06.                                                                                    |
| 14                                         | Visvesvaraya Grameena Bank, Mandya.                         | 1984-85 to 1998-99                            | Ordinary | 15,000        | 100                      | 78,49                                            | 15.00                                                            |                                                                                  | The Bank earned a profit of Rs.3,00.05 lakh during 2005-06.                                                                                     |

(@) Investment out of Infrastructure Initiative Fund.

## STATEMENT NO. 14

## DETAILS OF INVESTMENTS OF GOVERNMENT IN STATUTORY CORPORATIONS, GOVERNMENT COMPANIES, OTHER JOINT STOCK COMPANIES, CO- OPERATIVE BANKS AND SOCIETIES ETC., TO END OF 2006-2007 - contd.

| Sl. No.                                      | Name of Concern                                   | (Details of Investments) |        |               |                          | Amount Invested        | Percentage of Government investment to the total paid up capital | Dividend declared / Interest received and credited to Government during the year | Remarks                                                      |
|----------------------------------------------|---------------------------------------------------|--------------------------|--------|---------------|--------------------------|------------------------|------------------------------------------------------------------|----------------------------------------------------------------------------------|--------------------------------------------------------------|
|                                              |                                                   | Year(s) of Investment    | Type   | No. of Shares | Face Value of each share |                        |                                                                  |                                                                                  |                                                              |
|                                              |                                                   |                          |        |               | Rs.                      | In thousands of rupees |                                                                  | In thousands of rupees                                                           |                                                              |
| 1                                            | 2                                                 | 3                        | 4      | 5             | 6                        | 7                      | 8                                                                | 9                                                                                | 10                                                           |
| <b>(I) STATUTORY CORPORATIONS - conclud.</b> |                                                   |                          |        |               |                          |                        |                                                                  |                                                                                  |                                                              |
| <b>Regional Rural Banks - conclud.</b>       |                                                   |                          |        |               |                          |                        |                                                                  |                                                                                  |                                                              |
| 15                                           | Chickmagalur / Kodagu Grameena Bank, Chickmagalur | 1992-93 to 1996-97       | Equity | 15,000        | 100                      | 1,05,57                | 15.00                                                            |                                                                                  | The Bank earned a profit of Rs.22.47 lakh during 2005-06.    |
| 16                                           | Karnataka Vikas Grameena Bank (\$)                | 2005-06                  | Equity | 60,000        | 100                      | 3,53,34                | 15.00                                                            |                                                                                  | The Bank earned a profit of Rs.32,09.43 lakh during 2005-06. |
| 17                                           | Pragathi Gramin Bank (\$)                         | 2005-06                  | Equity | 60,000        | 100                      | 6,62,37                | 15.00                                                            |                                                                                  | The Bank earned a profit of Rs.55,21.31 lakh during 2006-07. |
|                                              | <b>Total Regional Rural Banks</b>                 |                          |        |               |                          | <b>19,41,52</b>        |                                                                  |                                                                                  |                                                              |
|                                              | <b>Total (I) STATUTORY CORPORATIONS</b>           |                          |        |               |                          | <b>10,72,04,74</b>     |                                                                  | <b>32,26</b>                                                                     | Dividend: Rs.26,42,470<br>Interest: Rs.5,83,750              |

(\$)

Pragathi Gramin Bank has been formed by the amalgamation of the four Regional Rural Banks namely Kolar Grameena Bank, Kolar; Grameena Bank, Chitradurga; Sahyadri Grameena Bank, Shimoga and Thungabhadra Grameena Bank, Bellary. The investment of the Government in the four Banks shown in the previous years Finance Accounts has been merged and shown as Government's investment in Pragathi Gramin Bank.

## STATEMENT NO. 14

DETAILS OF INVESTMENTS OF GOVERNMENT IN STATUTORY CORPORATIONS, GOVERNMENT COMPANIES, OTHER JOINT STOCK COMPANIES, CO- OPERATIVE BANKS AND SOCIETIES ETC., TO END OF 2006-2007 - contd.

| Sl. No.                          | Name of Concern                                                                      | (Details of Investments)                      |                     |                     |                          | Amount Invested                                      | Percentage of Government investment to the total paid up capital | Dividend declared / Interest received and credited to Government during the year | Remarks                                                                                                                                                                                                                                                                                                                                                                                                                                  |
|----------------------------------|--------------------------------------------------------------------------------------|-----------------------------------------------|---------------------|---------------------|--------------------------|------------------------------------------------------|------------------------------------------------------------------|----------------------------------------------------------------------------------|------------------------------------------------------------------------------------------------------------------------------------------------------------------------------------------------------------------------------------------------------------------------------------------------------------------------------------------------------------------------------------------------------------------------------------------|
|                                  |                                                                                      | Year(s) of Investment                         | Type                | No. of Shares       | Face Value of each share |                                                      |                                                                  |                                                                                  |                                                                                                                                                                                                                                                                                                                                                                                                                                          |
|                                  |                                                                                      |                                               |                     |                     | Rs.                      | In thousands of rupees                               | In thousands of rupees                                           |                                                                                  |                                                                                                                                                                                                                                                                                                                                                                                                                                          |
| 1                                | 2                                                                                    | 3                                             | 4                   | 5                   | 6                        | 7                                                    | 8                                                                | 9                                                                                | 10                                                                                                                                                                                                                                                                                                                                                                                                                                       |
| <b>(II) GOVERNMENT COMPANIES</b> |                                                                                      |                                               |                     |                     |                          |                                                      |                                                                  |                                                                                  |                                                                                                                                                                                                                                                                                                                                                                                                                                          |
| 18                               | Karnataka State Industrial Investment and Development Corporation Limited, Bangalore | 1964-65 to 2005-06<br>2006-07<br><b>Total</b> | Ordinary            | 42,81,790           | 100                      | 4,47,92,61<br>1,77,17,23<br>(*)<br><b>6,25,09,84</b> | 100                                                              |                                                                                  | The main source of income of the Company is interest on loans advanced / dividends from medium and large industries in which the Company has invested.<br>(*). Includes share application money of Rs.10,00 lakh and Rs.1,17,49.00 lakh invested out of Infrastructure Initiative Fund during 2005-06.<br>The Company incurred a loss of Rs.38,49.49 lakh during 2004-05. The cumulative loss to end of the year was Rs.5,74,64.18 lakh. |
| 19                               | Karnataka State Handicrafts Development Corporation Limited, Bangalore               | 1964-65 to 1996-97                            | Ordinary            | 87,750              | 100                      | 2,58,03                                              | 69.74                                                            |                                                                                  | The Company earned a profit of Rs.2,41.17 lakh during the year 2005-06.                                                                                                                                                                                                                                                                                                                                                                  |
| 20                               | The Mysore Chrome Tanning Company Limited, Bangalore                                 | 1940-41 to 1985-86<br>1989-90<br><b>Total</b> | Equity              | 3,20,875            |                          | 32,09<br>(CC)<br>(-) 5<br><b>32,04</b>               | 95.18                                                            |                                                                                  | (CC) Shares of value of Rs.40.00 lakh transferred to M/s Mysore Sales International Ltd. Bangalore. The Company earned a profit of Rs.10.39 lakh during 2006-07. The cumulative loss to end of the year was Rs.9,88.74 lakh.                                                                                                                                                                                                             |
| 21                               | The Mysore Sugar Company Limited, Bangalore                                          | 1971-72 to 2001-02                            | Equity Preferential | 18,07,500<br>92,500 | 10<br>10                 | 6,26,61                                              | 86.17                                                            |                                                                                  | The Company incurred a loss of Rs.12,07.21 lakh during 2005-06. The cumulative loss to end of the year was Rs.1,54,15.90 lakh.                                                                                                                                                                                                                                                                                                           |



## STATEMENT NO. 14

## DETAILS OF INVESTMENTS OF GOVERNMENT IN STATUTORY CORPORATIONS, GOVERNMENT COMPANIES, OTHER JOINT STOCK COMPANIES, CO- OPERATIVE BANKS AND SOCIETIES ETC., TO END OF 2006-2007 - contd.

| Sl. No.                                   | Name of Concern                                                | (Details of Investments)                                                             |                  |                                     |                          | Amount Invested                                    | Percentage of Government investment to the total paid up capital | Dividend declared / Interest received and credited to Government during the year | Remarks                                                                                                                                                                                                                                                                                                                         |                                                                                                                                                                                                                                                                                            |
|-------------------------------------------|----------------------------------------------------------------|--------------------------------------------------------------------------------------|------------------|-------------------------------------|--------------------------|----------------------------------------------------|------------------------------------------------------------------|----------------------------------------------------------------------------------|---------------------------------------------------------------------------------------------------------------------------------------------------------------------------------------------------------------------------------------------------------------------------------------------------------------------------------|--------------------------------------------------------------------------------------------------------------------------------------------------------------------------------------------------------------------------------------------------------------------------------------------|
|                                           |                                                                | Year(s) of Investment                                                                | Type             | No. of Shares                       | Face Value of each share |                                                    |                                                                  |                                                                                  |                                                                                                                                                                                                                                                                                                                                 |                                                                                                                                                                                                                                                                                            |
|                                           |                                                                |                                                                                      |                  |                                     | Rs.                      | In thousands of rupees                             | In thousands of rupees                                           |                                                                                  |                                                                                                                                                                                                                                                                                                                                 |                                                                                                                                                                                                                                                                                            |
| 1                                         | 2                                                              | 3                                                                                    | 4                | 5                                   | 6                        | 7                                                  | 8                                                                | 9                                                                                | 10                                                                                                                                                                                                                                                                                                                              |                                                                                                                                                                                                                                                                                            |
| <b>(II) GOVERNMENT COMPANIES - contd.</b> |                                                                |                                                                                      |                  |                                     |                          |                                                    |                                                                  |                                                                                  |                                                                                                                                                                                                                                                                                                                                 |                                                                                                                                                                                                                                                                                            |
| 22                                        | Radio and Electricals Manufacturing Company Limited, Bangalore | 1945-46 to 1982-83<br>1977-78 to 1984-85<br><b>Total</b>                             | Equity           |                                     | 10                       | 1,76,56<br>(D)<br>- 75,04<br>(C)<br><b>1,01,52</b> |                                                                  |                                                                                  | The Company was taken over by Bharat Heavy Electricals Limited New Delhi in October 1976.<br>(C) Represents the purchase consideration of Rs.75 lakh.<br>(D) Includes Rs.18,423 paid during 1982-83 towards shares held by Karnataka State Industrial Investment and Development Corporation Limited, Bangalore in the concern. |                                                                                                                                                                                                                                                                                            |
| 23                                        | Mysore Paints and Varnishes Limited, Mysore                    | 1947-48 to 1996-97                                                                   | Ordinary         | 1,11,500                            | 10                       | 94,18                                              | 100.00                                                           | 18,95                                                                            | The Company earned a profit of Rs.1,83.79 lakh during 2006-07.<br>The year to which the dividend (Rs.1,8,94,600) relates has not been communicated.                                                                                                                                                                             |                                                                                                                                                                                                                                                                                            |
| 24                                        | Thungabhadra Steel Products Limited, Thungabhadra Dam          | 1959-60 to 1985-86                                                                   | Ordinary         | 7,400                               | 1,000                    | 74,00                                              | 11.41                                                            |                                                                                  | Financial results from 1997-98 are awaited.                                                                                                                                                                                                                                                                                     |                                                                                                                                                                                                                                                                                            |
| 25                                        | The Hutti Gold Mines Company Limited, Bangalore                | Allocated Under States Reorganisation Act 1956<br>1972-73 to 1995-96<br><b>Total</b> | Equity/ Ordinary | 54,857<br>55,285<br><b>1,10,142</b> |                          | 54,86<br>(E)<br>85,41<br>(F)<br><b>1,40,27</b>     |                                                                  | 98.80                                                                            | 1,10,09                                                                                                                                                                                                                                                                                                                         | (E) Invested from Cash Balances<br>(F) Rs.29,014 represents the shares held by Messrs. Sydney.E. Taylor purchased by Government at Rs.135.40 per share.<br>The Company earned a profit of Rs.81,92.50 lakh during the year 2005-06. The dividend (Rs.1,10,09,300) is for the year 2005-06. |

## STATEMENT NO. 14

## DETAILS OF INVESTMENTS OF GOVERNMENT IN STATUTORY CORPORATIONS, GOVERNMENT COMPANIES, OTHER JOINT STOCK COMPANIES, CO- OPERATIVE BANKS AND SOCIETIES ETC., TO END OF 2006-2007 - contd.

| Sl. No.                                   | Name of Concern                                                                 | (Details of Investments) |                     |               |                          | Amount Invested        | Percentage of Government investment to the total paid up capital | Dividend declared / Interest received and credited to Government during the year | Remarks                                                                                                                                                                                                                                                                       |
|-------------------------------------------|---------------------------------------------------------------------------------|--------------------------|---------------------|---------------|--------------------------|------------------------|------------------------------------------------------------------|----------------------------------------------------------------------------------|-------------------------------------------------------------------------------------------------------------------------------------------------------------------------------------------------------------------------------------------------------------------------------|
|                                           |                                                                                 | Year(s) of Investment    | Type                | No. of Shares | Face Value of each share |                        |                                                                  |                                                                                  |                                                                                                                                                                                                                                                                               |
|                                           |                                                                                 |                          |                     |               | Rs.                      | In thousands of rupees |                                                                  | In thousands of rupees                                                           |                                                                                                                                                                                                                                                                               |
| 1                                         | 2                                                                               | 3                        | 4                   | 5             | 6                        | 7                      | 8                                                                | 9                                                                                | 10                                                                                                                                                                                                                                                                            |
| <b>(II) GOVERNMENT COMPANIES - contd.</b> |                                                                                 |                          |                     |               |                          |                        |                                                                  |                                                                                  |                                                                                                                                                                                                                                                                               |
| 26                                        | The Karnataka State Small Industries Development Corporation Limited, Bangalore | 1960-61 to 2002-03       | Ordinary            | 4,86,860      |                          | 19,97,72               | 100.00                                                           | 98,26                                                                            | The Company earned a profit of Rs.8,00.27 lakh during 2005-06. The dividend (Rs.98,25,440) is for the year 2005-06.                                                                                                                                                           |
| 27                                        | New Government Electric Factory Limited, Bangalore                              | 1965-66 to 1993-94       | Equity Preferential | 7,74,016      |                          | 15,48,02<br>(H)        | 90.28                                                            |                                                                                  | (H) Includes Rs.4.80 crore being the value of assets taken over from the former New Government Electric Factory on 1 <sup>st</sup> October 1965. As reflected in the accounts to end of 2002-03 the Cumulative loss was Rs.4,08,85.00 lakh. The Company is under liquidation. |
| 28                                        | Karnataka Agro Industries Corporation Limited, Bangalore                        | 1967-68 to 1987-88       | Ordinary            | 3,15,470      | 100                      | 3,48,09                | 100.00                                                           |                                                                                  | The Company incurred a loss of Rs.5,08.74 lakh during 2005-06. The Cumulative loss to the end of the year was Rs.1,58,28.99 lakh.                                                                                                                                             |
| 29                                        | Indian Telephone Industries Limited, Bangalore                                  | 1950-51 to 1952-53       | Ordinary            | 3,12,500      |                          | 31,25                  | 0.35                                                             |                                                                                  | Financial results from 1996-97 are awaited.                                                                                                                                                                                                                                   |

## STATEMENT NO. 14

## DETAILS OF INVESTMENTS OF GOVERNMENT IN STATUTORY CORPORATIONS, GOVERNMENT COMPANIES, OTHER JOINT STOCK COMPANIES, CO- OPERATIVE BANKS AND SOCIETIES ETC., TO END OF 2006-2007 - contd.

| Sl. No.                                   | Name of Concern                                               | (Details of Investments) |          |               |                          | Amount Invested        | Percentage of Government investment to the total paid up capital | Dividend declared / Interest received and credited to Government during the year | Remarks                                                                                                                                                                                                                                                                                                                                                                                                                                                                                                                                                                                                                                   |
|-------------------------------------------|---------------------------------------------------------------|--------------------------|----------|---------------|--------------------------|------------------------|------------------------------------------------------------------|----------------------------------------------------------------------------------|-------------------------------------------------------------------------------------------------------------------------------------------------------------------------------------------------------------------------------------------------------------------------------------------------------------------------------------------------------------------------------------------------------------------------------------------------------------------------------------------------------------------------------------------------------------------------------------------------------------------------------------------|
|                                           |                                                               | Year(s) of Investment    | Type     | No. of Shares | Face Value of each share |                        |                                                                  |                                                                                  |                                                                                                                                                                                                                                                                                                                                                                                                                                                                                                                                                                                                                                           |
|                                           |                                                               |                          |          |               | Rs.                      | In thousands of rupees | In thousands of rupees                                           |                                                                                  |                                                                                                                                                                                                                                                                                                                                                                                                                                                                                                                                                                                                                                           |
| 1.                                        | 2                                                             | 3                        | 4        | 5             | 6                        | 7                      | 8                                                                | 9                                                                                | 10                                                                                                                                                                                                                                                                                                                                                                                                                                                                                                                                                                                                                                        |
| <b>(II) GOVERNMENT COMPANIES - contd.</b> |                                                               |                          |          |               |                          |                        |                                                                  |                                                                                  |                                                                                                                                                                                                                                                                                                                                                                                                                                                                                                                                                                                                                                           |
| 30                                        | Visvesvaraya Iron and Steel Limited, Bhadravathi              | 1962-63 to 1989-90       | Equity   | 27,84,000     |                          | 32,76,23 (G)           | 27.16                                                            |                                                                                  | (G) Includes<br>(1) Total value of assets of the former Departmental undertakings transferred at the time of conversion into Joint Stock Company (April 1962) including interest due and adjusted as Government's interest in the Company in 1968-69 (Rs.11.40 crore) and<br>(2) payments made by Government on behalf of the Company for the imported machinery has been adjusted as Government's investment in 1972-73 (Rs.1.77crore).<br>Shares amounting to Rs.1,83,00,000 have not been issued. The Company was taken over by the 'Steel Authority of India Limited', during 1990-91.<br>Financial results from 1997-98 are awaited. |
| 31                                        | National Projects Construction Corporation Limited, New Delhi | 1964-65 to 1965-66       | Ordinary | 500           | 100                      | 5,00                   |                                                                  |                                                                                  | Information regarding the financial results from the year 1981-82 is awaited.                                                                                                                                                                                                                                                                                                                                                                                                                                                                                                                                                             |
| 32                                        | Karnataka State Construction Corporation Limited, Bangalore   | 1968-69 to 1990-91       | Ordinary | 20,500        | 1,000                    | 2,05,00                | 100.00                                                           |                                                                                  | The Company earned a profit of Rs.2,28.01 lakh during 2005-06.                                                                                                                                                                                                                                                                                                                                                                                                                                                                                                                                                                            |

## STATEMENT NO. 14

## DETAILS OF INVESTMENTS OF GOVERNMENT IN STATUTORY CORPORATIONS, GOVERNMENT COMPANIES, OTHER JOINT STOCK COMPANIES, CO- OPERATIVE BANKS AND SOCIETIES ETC., TO END OF 2006-2007 - contd.

| Sl. No.                                   | Name of Concern                                                   | (Details of Investments)               |          |               |                          | Amount Invested                               | Percentage of Government investment to the total paid up capital | Dividend declared / Interest received and credited to Government during the year | Remarks                                                                                                                                                                                                                                                                                                                                                                                 |
|-------------------------------------------|-------------------------------------------------------------------|----------------------------------------|----------|---------------|--------------------------|-----------------------------------------------|------------------------------------------------------------------|----------------------------------------------------------------------------------|-----------------------------------------------------------------------------------------------------------------------------------------------------------------------------------------------------------------------------------------------------------------------------------------------------------------------------------------------------------------------------------------|
|                                           |                                                                   | Year(s) of Investment                  | Type     | No. of Shares | Face Value of each share |                                               |                                                                  |                                                                                  |                                                                                                                                                                                                                                                                                                                                                                                         |
|                                           |                                                                   |                                        |          |               | Rs.                      | In thousands of rupees                        | In thousands of rupees                                           |                                                                                  |                                                                                                                                                                                                                                                                                                                                                                                         |
| 1                                         | 2                                                                 | 3                                      | 4        | 5             | 6                        | 7                                             | 8                                                                | 9                                                                                | 10                                                                                                                                                                                                                                                                                                                                                                                      |
| <b>(II) GOVERNMENT COMPANIES - contd.</b> |                                                                   |                                        |          |               |                          |                                               |                                                                  |                                                                                  |                                                                                                                                                                                                                                                                                                                                                                                         |
| 33                                        | Mysore Minerals Limited, Bangalore                                | 1969-70<br>1992-93<br>Total            | Equity   | 50,000        | 100                      | 50,00<br>(A)<br>47,48<br>97,48                | 98.87                                                            | 88.99                                                                            | (A) Total Assets of the Board of Mineral Development transferred to the Company from time to time since September 1967 were valued at Rs.100 lakh, of which Rs.50 lakh have been treated as share capital and Rs.50 lakh as loan. The Company earned a profit of Rs.1,04,69.80 lakh during 2005-06.<br>The year to which the dividend (Rs.88,98,810) relates has not been communicated. |
| 34                                        | Karnataka Forest Development Corporation Limited, Bangalore (C)   | 1970-71 to 2001-02                     | Ordinary | 81,878        | 1,000                    | 11,79,05                                      | 100.00                                                           |                                                                                  | (C) Formerly known as 'Karnataka Forest Plantation Corporation Limited'.<br>The Company earned a profit of Rs.4,48.46 lakh during 2005-06. The cumulative loss to end of the year was Rs.1,07.27 lakh.                                                                                                                                                                                  |
| 35                                        | Karnataka Power Corporation Limited, Bangalore                    | 1970-71 to 1995-96<br>2006-07<br>Total | Ordinary | 5,60,000      | 1,000                    | 6,73,44,91<br>(B)<br>3,00,00,00<br>9,73,44,91 | 100.00                                                           | 13,25,96                                                                         | (B) Includes Rs.55 crore representing part of the value of assets of former Government power Projects viz, Sharavathy and Bhadra transferred to the Corporation. The Company earned a profit of Rs.3,44,56.15 lakh during 2005-06. The dividend (Rs.13,25,96,300) is for the year 2005-06.                                                                                              |
| 36                                        | The Karnataka Handloom Development Corporation Limited, Bangalore | 1975-76 to 1988-89                     | Equity   | 6,66,000      | 100                      | 6,66,00                                       | 88.29                                                            |                                                                                  | The Company incurred a loss of Rs.5,70.99 lakh during 2005-06. The cumulative loss to end of the year was Rs.56,32.03 lakh.                                                                                                                                                                                                                                                             |

## STATEMENT NO. 14

## DETAILS OF INVESTMENTS OF GOVERNMENT IN STATUTORY CORPORATIONS, GOVERNMENT COMPANIES, OTHER JOINT STOCK COMPANIES, CO- OPERATIVE BANKS AND SOCIETIES ETC., TO END OF 2006-2007 - contd.

| Sl. No.                                   | Name of Concern                                                       | (Details of Investments)                          |                     |                           |                          | Amount Invested                                        | Percentage of Government investment to the total paid up capital | Dividend declared / Interest received and credited to Government during the year | Remarks                                                                                                                                                                                                                                                                                                                                                                                                                                                |
|-------------------------------------------|-----------------------------------------------------------------------|---------------------------------------------------|---------------------|---------------------------|--------------------------|--------------------------------------------------------|------------------------------------------------------------------|----------------------------------------------------------------------------------|--------------------------------------------------------------------------------------------------------------------------------------------------------------------------------------------------------------------------------------------------------------------------------------------------------------------------------------------------------------------------------------------------------------------------------------------------------|
|                                           |                                                                       | Year(s) of Investment                             | Type                | No. of Shares             | Face Value of each share |                                                        |                                                                  |                                                                                  |                                                                                                                                                                                                                                                                                                                                                                                                                                                        |
|                                           |                                                                       |                                                   |                     |                           | Rs.                      | In thousands of rupees                                 | In thousands of rupees                                           |                                                                                  |                                                                                                                                                                                                                                                                                                                                                                                                                                                        |
| 1                                         | 2                                                                     | 3                                                 | 4                   | 5                         | 6                        | 7                                                      | 8                                                                | 9                                                                                | 10                                                                                                                                                                                                                                                                                                                                                                                                                                                     |
| <b>(II) GOVERNMENT COMPANIES - contd.</b> |                                                                       |                                                   |                     |                           |                          |                                                        |                                                                  |                                                                                  |                                                                                                                                                                                                                                                                                                                                                                                                                                                        |
| 37                                        | The Mysore Paper Mills Limited Bangalore                              | 1962-63 to 2001-02<br><br>2006-07<br><b>Total</b> | Equity<br><br>Right | 69,17,499<br><br>5,74,919 | 10<br><br>10             | 57,98,41<br>(S)<br>18,93,16<br>4,86<br><b>76,96,43</b> | <br><br><br><br>64.90                                            |                                                                                  | (S) Includes<br>(i) One lakh shares issued at a premium of Rs.2 per share.<br>(ii) During the year 1977-78, 4,49,910 shares were purchased at a premium of Rs.10 per share. Also includes brokerage of 10 paise per share.<br>(iii) During the year 1978-79, 2,66,666 shares were purchased at a premium of Rs.5 per share. The Company earned a profit of Rs.2,58.66 lakh during 2005-06. The cumulative loss to end of 2005-06 was Rs.54,04.50 lakh. |
| 38                                        | The Karnataka Fisheries Development Corporation Limited, Mangalore    | 1970-71 to 1998-99<br>2006-07<br><b>Total</b>     | Equity              | 2,59,145                  | 100                      | 2,36,82<br>(a)<br>4,12,29<br><b>6,49,11</b>            | 100.00                                                           |                                                                                  | (a) Includes Rs.1,10,39,502, being the value of Government assets transferred to the Company and treated as equity share capital. The Company earned a profit of Rs.21.25 lakh during 2005-06. The cumulative loss to end of 2005-06 was Rs.9,24.30 lakh.                                                                                                                                                                                              |
| 39                                        | Karnataka Inland Fisheries Development Corporation Limited, Bangalore | 1984-85 to 1994-95                                |                     |                           |                          | 1,82,30                                                | 100.00                                                           |                                                                                  | The Company incurred a loss of Rs.0.58 lakh for the year 1998-99. The cumulative loss to the end of 1998-99 was Rs.1,68.16 lakh.                                                                                                                                                                                                                                                                                                                       |

## STATEMENT NO. 14

## DETAILS OF INVESTMENTS OF GOVERNMENT IN STATUTORY CORPORATIONS, GOVERNMENT COMPANIES, OTHER JOINT STOCK COMPANIES, CO- OPERATIVE BANKS AND SOCIETIES ETC., TO END OF 2006-2007 - contd.

| Sl. No.                                   | Name of Concern                                                      | (Details of Investments)                      |                        |                                      |                          | Amount Invested               |                        | Percentage of Government investment to the total paid up capital | Dividend declared / Interest received and credited to Government during the year                                                                                                                                                      | Remarks |
|-------------------------------------------|----------------------------------------------------------------------|-----------------------------------------------|------------------------|--------------------------------------|--------------------------|-------------------------------|------------------------|------------------------------------------------------------------|---------------------------------------------------------------------------------------------------------------------------------------------------------------------------------------------------------------------------------------|---------|
|                                           |                                                                      | Year(s) of Investment                         | Type                   | No. of Shares                        | Face Value of each share | In thousands of rupees        |                        |                                                                  |                                                                                                                                                                                                                                       |         |
|                                           |                                                                      |                                               |                        |                                      | Rs.                      |                               | In thousands of rupees |                                                                  |                                                                                                                                                                                                                                       |         |
| 1                                         | 2                                                                    | 3                                             | 4                      | 5                                    | 6                        | 7                             | 8                      | 9                                                                | 10                                                                                                                                                                                                                                    |         |
| <b>(II) GOVERNMENT COMPANIES - contd.</b> |                                                                      |                                               |                        |                                      |                          |                               |                        |                                                                  |                                                                                                                                                                                                                                       |         |
| 40                                        | Mahaboob Shahi Kalburgi Mills Company Limited, Gulbarga              | 1968-69 to 1981-82<br>1971-72<br><b>Total</b> | Ordinary<br>Debentures | 32,20,000<br>450<br><b>32,20,450</b> | 250<br>1,000             | 90,00<br>4,50<br><b>94,50</b> |                        |                                                                  | Taken over by National Textile Corporation Limited from 31 <sup>st</sup> October 1972.<br>The Company incurred a loss of Rs. 1,11,80.08 lakh for the year 2003-04, the cumulative loss to the end of the year was Rs.8,17,30.65 lakh. |         |
| 41                                        | Karnataka State Tourism Development Corporation Limited, Bangalore   | 1970-71 to 1993-94                            | Ordinary               | (A)                                  | 500                      | 6,51,71                       | 100.00                 |                                                                  | (A) Information is awaited.<br>The Company earned a profit of Rs.2,61.76 lakh during 2005-06. The cumulative loss to end of 2005-06 was Rs.1,17.97 lakh.                                                                              |         |
| 42                                        | The Karnataka State Forest Industries Corporation Limited, Bangalore | 1972-73 to 1989-90                            | Equity                 | 11,319                               | 100                      | 1,13,27                       | 100.00                 |                                                                  | The Company earned a profit of Rs.1,86.75 lakh during 2005-06.                                                                                                                                                                        |         |
| 43                                        | Karnataka State Cashew Development Corporation Limited, Mangalore    | 1978-79 to 2002-03                            | Equity                 | 38,903                               | 1,000                    | 3,48,03                       | 90.41                  |                                                                  | The Company earned a profit of Rs.95.82 lakh during 2005-06. The cumulative loss to the end of the year was Rs.31.59 lakh.                                                                                                            |         |
| 44                                        | The Mysore Match Company Limited, Shimoga                            | 1975-76                                       | Equity                 | 5,000                                | 10                       | 50                            | 10.00                  |                                                                  | The Company incurred a loss of Rs.0.46 lakh during 2005-06. The cumulative loss to end of 2005-06 was Rs.26.46 lakh.                                                                                                                  |         |

## STATEMENT NO. 14

DETAILS OF INVESTMENTS OF GOVERNMENT IN STATUTORY CORPORATIONS, GOVERNMENT COMPANIES, OTHER JOINT STOCK COMPANIES, CO- OPERATIVE BANKS AND SOCIETIES ETC., TO END OF 2006-2007 - contd.

| Sl. No.                                   | Name of Concern                                                            | (Details of Investments)                      |        |               |                          | Amount Invested                   | Percentage of Government investment to the total paid up capital | Dividend declared / Interest received and credited to Government during the year | Remarks                                                                                                                                                                                                                                    |
|-------------------------------------------|----------------------------------------------------------------------------|-----------------------------------------------|--------|---------------|--------------------------|-----------------------------------|------------------------------------------------------------------|----------------------------------------------------------------------------------|--------------------------------------------------------------------------------------------------------------------------------------------------------------------------------------------------------------------------------------------|
|                                           |                                                                            | Year(s) of Investment                         | Type   | No. of Shares | Face Value of each share |                                   |                                                                  |                                                                                  |                                                                                                                                                                                                                                            |
|                                           |                                                                            |                                               |        |               | Rs.                      | In thousands of rupees            |                                                                  | In thousands of rupees                                                           |                                                                                                                                                                                                                                            |
| 1                                         | 2                                                                          | 3                                             | 4      | 5             | 6                        | 7                                 | 8                                                                | 9                                                                                | 10                                                                                                                                                                                                                                         |
| <b>(II) GOVERNMENT COMPANIES - contd.</b> |                                                                            |                                               |        |               |                          |                                   |                                                                  |                                                                                  |                                                                                                                                                                                                                                            |
| 45                                        | Karnataka Food and Civil Supplies Corporation Limited, Bangalore           | 1973-74 to 2003-04                            | Equity | 22,500        | 1,000                    | 3,25,00                           | 100.00                                                           |                                                                                  | The Company earned a profit of Rs.21,83.56 lakh during 2005-06.                                                                                                                                                                            |
| 46                                        | The Fertilisers and Chemicals Travancore Limited, Udyogamandal Kerala      | Allocated under Andhra States Act 1953        | Equity | 5,467         | 10                       | 55                                | 0.002                                                            |                                                                                  | The financial result from 1986-87 is awaited.                                                                                                                                                                                              |
| 47                                        | Karnataka State Film Industries Development Corporation Limited, Bangalore | 1971-72 to 1994-95                            | Equity | 1,02,489      | 100                      | 95,00                             | 87.91                                                            |                                                                                  | The Company incurred a loss of Rs.1.67 lakh during 2006-07. The cumulative loss to end of 2006-07 was Rs.1,02.42 lakh.                                                                                                                     |
| 48                                        | Karnataka Copper Consortium Limited, Bangalore                             | 1975-76 to 1983-84                            | Equity | 9,506         | 1,000                    | 95,06                             |                                                                  |                                                                                  | Information regarding the financial results from 1983-84 is awaited.                                                                                                                                                                       |
| 49                                        | Karnataka Seeds Certification Agency, Bangalore                            | 1974-75 to 1982-83                            |        |               |                          | 16,13                             |                                                                  |                                                                                  | Information regarding financial results is awaited.                                                                                                                                                                                        |
| 50                                        | Dr. B. R. Ambedkar Development Corporation Limited, Bangalore (*)          | 1974-75 to 2005-06<br>2006-07<br><b>Total</b> | Equity | 1,29,41,000   |                          | 96,50,77<br>8,05,00<br>1,04,55,77 | 100.00                                                           |                                                                                  | (*) Formerly known as Karnataka Scheduled Castes and Scheduled Tribes Development Corporation Limited The Corporation incurred a loss of Rs.1,02.59 lakh during 2005-06. The cumulative loss to end of the year 2005-06 was Rs.63.97 lakh. |

## STATEMENT NO. 14

## DETAILS OF INVESTMENTS OF GOVERNMENT IN STATUTORY CORPORATIONS, GOVERNMENT COMPANIES, OTHER JOINT STOCK COMPANIES, CO- OPERATIVE BANKS AND SOCIETIES ETC., TO END OF 2006-2007 - contd.

| Sl. No.                                   | Name of Concern                                                         | (Details of Investments) |        |               |                          | Amount Invested        | Percentage of Government investment to the total paid up capital | Dividend declared / Interest received and credited to Government during the year | Remarks                                                                                                                                                                                                                                               |
|-------------------------------------------|-------------------------------------------------------------------------|--------------------------|--------|---------------|--------------------------|------------------------|------------------------------------------------------------------|----------------------------------------------------------------------------------|-------------------------------------------------------------------------------------------------------------------------------------------------------------------------------------------------------------------------------------------------------|
|                                           |                                                                         | Year(s) of Investment    | Type   | No. of Shares | Face Value of each share |                        |                                                                  |                                                                                  |                                                                                                                                                                                                                                                       |
|                                           |                                                                         |                          |        |               | Rs.                      | In thousands of rupees | In thousands of rupees                                           |                                                                                  |                                                                                                                                                                                                                                                       |
| 1                                         | 2                                                                       | 3                        | 4      | 5             | 6                        | 7                      | 8                                                                | 9                                                                                | 10                                                                                                                                                                                                                                                    |
| <b>(II) GOVERNMENT COMPANIES - contd.</b> |                                                                         |                          |        |               |                          |                        |                                                                  |                                                                                  |                                                                                                                                                                                                                                                       |
| 51                                        | Chitradurga Copper Company Limited, Bangalore                           | 1977-78 to 1983-84       | Equity | 65,000        | 100                      | 65,00                  |                                                                  |                                                                                  | Information regarding financial results from 1984-85 onwards is awaited.                                                                                                                                                                              |
| 52                                        | Karnataka Meat and Poultry Marketing Corporation Limited, Bangalore (A) | 1974-75 to 1994-95       | Equity | 7,500         | 100                      | 43,00                  | 29.00                                                            |                                                                                  | (A) Formerly known as 'Bangalore Animal Food Corporation Limited'. Company incurred a loss of Rs.5.21 lakh during 2001-02.                                                                                                                            |
| 53                                        | Karnataka Implements and Machineries Company Limited, Bangalore         | 1977-78 to 1993-94       | Equity | 2,93,990      | 100                      | 3,43,99                | 100.00                                                           |                                                                                  | The Company incurred a loss of Rs.1.02 lakh during 2000-01. The cumulative loss to end of 2000-01 was Rs.5,65.34 lakh. The Company has been closed vide G.O. No. CI-10-CIS-10 (I & II) dated 23-7-2001.                                               |
| 54                                        | Karnataka Dairy Development Corporation Limited, Bangalore              | 1974-75 to 1979-80       | Equity | 9,261         | 1,000                    | 92,61                  | 50.00                                                            |                                                                                  | The Company has been taken over by Karnataka Milk Producers' Co-operative Federation with effect from 1.5.1984. The loss incurred by the Company for the year 1998-99 was Rs.0.06 lakh and the cumulative loss to end of 1998-99 was Rs.2,60.88 lakh. |
| 55                                        | Karnataka Milk Products Limited, Bangalore                              | 1980-81 to 1982-83       | Equity | 2,01,620      | 100                      | 2,01,62                | 100.00                                                           |                                                                                  | The Company has been dissolved and taken over by the Karnataka Co-operative Milk Producers Federation Limited with effect from 9.9.1998. The accounts are under reconciliation.                                                                       |



## STATEMENT NO. 14

## DETAILS OF INVESTMENTS OF GOVERNMENT IN STATUTORY CORPORATIONS, GOVERNMENT COMPANIES, OTHER JOINT STOCK COMPANIES, CO- OPERATIVE BANKS AND SOCIETIES ETC., TO END OF 2006-2007 - contd.

| Sl. No.                                   | Name of Concern                                                         | (Details of Investments)                      |        |               |                          | Amount Invested                             | Percentage of Government investment to the total paid up capital | Dividend declared / Interest received and credited to Government during the year | Remarks                                                                                                                                                                                                                                                                                                       |
|-------------------------------------------|-------------------------------------------------------------------------|-----------------------------------------------|--------|---------------|--------------------------|---------------------------------------------|------------------------------------------------------------------|----------------------------------------------------------------------------------|---------------------------------------------------------------------------------------------------------------------------------------------------------------------------------------------------------------------------------------------------------------------------------------------------------------|
|                                           |                                                                         | Year(s) of Investment                         | Type   | No. of Shares | Face Value of each share |                                             |                                                                  |                                                                                  |                                                                                                                                                                                                                                                                                                               |
|                                           |                                                                         |                                               |        |               | Rs.                      | In thousands of rupees                      | In thousands of rupees                                           |                                                                                  |                                                                                                                                                                                                                                                                                                               |
| 1                                         | 2                                                                       | 3                                             | 4      | 5             | 6                        | 7                                           | 8                                                                | 9                                                                                | 10                                                                                                                                                                                                                                                                                                            |
| <b>(II) GOVERNMENT COMPANIES - contd.</b> |                                                                         |                                               |        |               |                          |                                             |                                                                  |                                                                                  |                                                                                                                                                                                                                                                                                                               |
| 56                                        | Karnataka Land Army Corporation Limited, Bangalore                      | 1974-75 to 2005-06<br>2006-07<br><b>Total</b> | Equity | 1,203         | 100                      | 1,41,31,72<br>25,63,00<br><b>1,66,94,72</b> | 100.00                                                           |                                                                                  | The Company incurred a loss of Rs.9,33.51 lakh during 2005-06.                                                                                                                                                                                                                                                |
| 57                                        | Karnataka State Textiles Limited                                        | 1984-85                                       | Equity | 50,000        |                          | 50,00                                       | 100.00                                                           |                                                                                  | The loss incurred by the Company during 1998-99 was Rs.87.78 lakh. The cumulative loss to end of 1998-99 was Rs.8,91.46 lakh. The Company is under liquidation.                                                                                                                                               |
| 58                                        | National Textiles Corporation Limited, Bangalore                        | 1975-76 to 1977-78                            | Equity | 9,450         | 1,000                    | 94,50                                       | 1.62                                                             |                                                                                  | Loans with interest aggregating Rs.70 lakh outstanding against Minerva Mills Limited were converted into Equity Capital on the take over of the Mills by the Corporation under Sick Textile Undertakings (Nationalisation) Act, 1974. The Company had sustained a loss of Rs.67,74 lakh for the year 2000-01. |
| 59                                        | Karnataka State Electronics Development Corporation Limited, Bangalore  | 1976-77 to 1995-96                            | Equity | 6,83,000      | 100                      | 7,87,20                                     | 100.00                                                           |                                                                                  | The Company earned a profit of Rs.2,34.44 lakh during 2005-06. The cumulative loss to the end of 2005-06 was Rs.13,56.60 lakh.                                                                                                                                                                                |
| 60                                        | Karnataka Leather Industries Development Corporation Limited, Bangalore | 1976-77 to 1996-97                            | Equity | 1,28,670      | 100                      | 2,93,67                                     | 100.00                                                           |                                                                                  | The Company incurred a loss of Rs.1,96.14 lakh during 2002-03. The cumulative loss to the end of 2002-03 was Rs.16,17.49 lakh.                                                                                                                                                                                |

## STATEMENT NO. 14

## DETAILS OF INVESTMENTS OF GOVERNMENT IN STATUTORY CORPORATIONS, GOVERNMENT COMPANIES, OTHER JOINT STOCK COMPANIES, CO- OPERATIVE BANKS AND SOCIETIES ETC., TO END OF 2006-2007 - contd.

| Sl. No.                                   | Name of Concern                                                                | (Details of Investments)                      |            |               |                          | Amount Invested                        | Percentage of Government investment to the total paid up capital | Dividend declared / Interest received and credited to Government during the year | Remarks                                                                                                                                                                                                                                                                                                                                                                        |
|-------------------------------------------|--------------------------------------------------------------------------------|-----------------------------------------------|------------|---------------|--------------------------|----------------------------------------|------------------------------------------------------------------|----------------------------------------------------------------------------------|--------------------------------------------------------------------------------------------------------------------------------------------------------------------------------------------------------------------------------------------------------------------------------------------------------------------------------------------------------------------------------|
|                                           |                                                                                | Year(s) of Investment                         | Type       | No. of Shares | Face Value of each share |                                        |                                                                  |                                                                                  |                                                                                                                                                                                                                                                                                                                                                                                |
|                                           |                                                                                |                                               |            |               | Rs.                      | In thousands of rupees                 | In thousands of rupees                                           |                                                                                  |                                                                                                                                                                                                                                                                                                                                                                                |
| 1                                         | 2                                                                              | 3                                             | 4          | 5             | 6                        | 7                                      | 8                                                                | 9                                                                                | 10                                                                                                                                                                                                                                                                                                                                                                             |
| <b>(II) GOVERNMENT COMPANIES - contd.</b> |                                                                                |                                               |            |               |                          |                                        |                                                                  |                                                                                  |                                                                                                                                                                                                                                                                                                                                                                                |
| 61                                        | D. Devaraj Urs Backward Classes Development Corporation Limited, Bangalore (*) | 1977-78 to 2005-06<br>2006-07<br><b>Total</b> | Equity     | 1,48,100      | 100                      | 76,72,25<br>6,00,00<br><b>82,72,25</b> | 100.00                                                           |                                                                                  | (*) Formerly known as Karnataka Backward Classes Development Corporation Limited. The Corporation incurred a loss of Rs.3,50.18 lakh in 2005-06. The cumulative loss to the end of 2005-06 was Rs.22,56.81 lakh.                                                                                                                                                               |
| 62                                        | Karnataka Shipping Corporation Limited                                         | 1977-78 to 1983-84                            | Preference | 29,99,015     | 100                      | 3,06,10<br>(a)                         | 83.40                                                            |                                                                                  | (a) Includes Rs.39,07,800 which represents the sale proceeds of a ship sold to S.R. Investments during 1983-84.                                                                                                                                                                                                                                                                |
| 63                                        | Mysore Procelains Limited, Bangalore (#)                                       |                                               |            |               |                          |                                        |                                                                  |                                                                                  | (#) The concern became a Government Company from 1.2.1975 and it was taken over by BHEL, New Delhi in October 1976. Rs.1,49,96,000 was received during the period 1977-78 to 1984-85 towards purchase consideration and credited to Government account. An amount of Rs.36,75,600 was paid by Government for the shares held by the KSIIDC Limited., Bangalore in the concern. |
| 64                                        | Sree Kanteerva Studios Limited, Bangalore                                      | 1977-78 to 1994-95                            | Equity     | 20,620        | 100                      | 59,73                                  | 99.31                                                            |                                                                                  | The Company earned a profit of Rs.33.87 lakh during 2006-07. The cumulative loss to end of the 2006-07 was Rs.85.57 lakh.                                                                                                                                                                                                                                                      |

## STATEMENT NO. 14

## DETAILS OF INVESTMENTS OF GOVERNMENT IN STATUTORY CORPORATIONS, GOVERNMENT COMPANIES, OTHER JOINT STOCK COMPANIES, CO- OPERATIVE BANKS AND SOCIETIES ETC., TO END OF 2006-2007 - contd.

| Sl. No.                                  | Name of Concern                                             | (Details of Investments)                                                  |                               |                                       |                          | Amount Invested               | Percentage of Government investment to the total paid up capital | Dividend declared / Interest received and credited to Government during the year | Remarks                                                                                                                                                                                                                                         |
|------------------------------------------|-------------------------------------------------------------|---------------------------------------------------------------------------|-------------------------------|---------------------------------------|--------------------------|-------------------------------|------------------------------------------------------------------|----------------------------------------------------------------------------------|-------------------------------------------------------------------------------------------------------------------------------------------------------------------------------------------------------------------------------------------------|
|                                          |                                                             | Year(s) of Investment                                                     | Type                          | No. of Shares                         | Face Value of each share |                               |                                                                  |                                                                                  |                                                                                                                                                                                                                                                 |
|                                          |                                                             |                                                                           |                               |                                       | Rs.                      | In thousands of rupees        | In thousands of rupees                                           |                                                                                  |                                                                                                                                                                                                                                                 |
| 1                                        | 2                                                           | 3                                                                         | 4                             | 5                                     | 6                        | 7                             | 8                                                                | 9                                                                                | 10                                                                                                                                                                                                                                              |
| <b>II) GOVERNMENT COMPANIES - contd.</b> |                                                             |                                                                           |                               |                                       |                          |                               |                                                                  |                                                                                  |                                                                                                                                                                                                                                                 |
| 65                                       | The Mysore Tobacco Company Limited, Bangalore               | 1937-38 to 1982-83<br>1972-73<br><b>Total</b>                             | Ordinary<br>Right             | 5,95,200<br>10,000<br><b>6,05,200</b> | 10<br>10                 | 59,52<br>1,00<br><b>60,52</b> | 10.60                                                            |                                                                                  | The Company incurred a loss of Rs.41.54 lakh during 2005-06. The cumulative loss to the end of 2005-06 was Rs.11,63.74 lakh.                                                                                                                    |
| 66                                       | Indian Iron and Steel Company Limited, Calcutta             | Allocated under States Reorganisation Act 1956<br>1980-81<br><b>Total</b> | Prefer-<br>ence<br><br>Equity | 7<br><br>25<br><b>32</b>              | 100<br><br>100           | 1<br><br>3<br><b>4</b>        |                                                                  |                                                                                  | Information regarding financial results from 1976-77 is awaited.                                                                                                                                                                                |
| 67                                       | The Mysore Acetate and Chemicals Company Limited, Bangalore | 1964-65 to 1986-87                                                        | Equity                        |                                       | 100                      | 3,51,05                       | 83.29                                                            |                                                                                  | The Company incurred a loss of Rs.45.90 lakh during the year 2002-03. The cumulative loss to the end of 2002-03 was Rs.25,32.70 lakh.                                                                                                           |
| 68                                       | The Mysore Electrical Industries Limited, Bangalore         | 1978-79 to 1998-99                                                        | Equity                        | 97,791                                | 100                      | 5,77,14<br>(b)                | 85.97                                                            |                                                                                  | (b) Rs.5.00 lakh represents the amount paid during 1978-79 for purpose of acquisition of shares in the Company at Rs.10 per share. The Company earned a profit of Rs.2,16.54 lakh during 2005-06 and the accumulated loss was Rs.25,33.83 lakh. |
| 69                                       | Karnataka Silk Marketing Board Limited, Bangalore           | 1979-80 to 1982-83                                                        | Equity                        | 29,000                                | 1,000                    | 2,92,21                       | 100.00                                                           |                                                                                  | The Company incurred a loss of Rs.1,93.10 lakh during 2005-06. The cumulative loss to the end of the year was Rs.10,97.22 lakh.                                                                                                                 |
| 70                                       | Karnataka Silk Industries Corporation Limited, Bangalore    | 1980-81 to 1984-85                                                        | Equity                        | 90,500                                | 1,000                    | 9,05,00                       | 100.00                                                           |                                                                                  | The Company earned a profit of Rs.5,25.00 lakh during 2006-07. The cumulative loss to the end of the year was Rs.49,07.94 lakh.                                                                                                                 |

## STATEMENT NO. 14

## DETAILS OF INVESTMENTS OF GOVERNMENT IN STATUTORY CORPORATIONS, GOVERNMENT COMPANIES, OTHER JOINT STOCK COMPANIES, CO- OPERATIVE BANKS AND SOCIETIES ETC., TO END OF 2006-2007 - contd.

| Sl. No.                                   | Name of Concern                                                     | (Details of Investments)               |        |               |                          | Amount Invested                  | Percentage of Government investment to the total paid up capital | Dividend declared / Interest received and credited to Government during the year | Remarks                                                                                                                                                                                                |
|-------------------------------------------|---------------------------------------------------------------------|----------------------------------------|--------|---------------|--------------------------|----------------------------------|------------------------------------------------------------------|----------------------------------------------------------------------------------|--------------------------------------------------------------------------------------------------------------------------------------------------------------------------------------------------------|
|                                           |                                                                     | Year(s) of Investment                  | Type   | No. of Shares | Face Value of each share |                                  |                                                                  |                                                                                  |                                                                                                                                                                                                        |
|                                           |                                                                     |                                        |        |               | Rs.                      | In thousands of rupees           | In thousands of rupees                                           |                                                                                  |                                                                                                                                                                                                        |
| 1                                         | 2                                                                   | 3                                      | 4      | 5             | 6                        | 7                                | 8                                                                | 9                                                                                | 10                                                                                                                                                                                                     |
| <b>(II) GOVERNMENT COMPANIES - contd.</b> |                                                                     |                                        |        |               |                          |                                  |                                                                  |                                                                                  |                                                                                                                                                                                                        |
| 71                                        | Karnataka State Seeds Corporation Limited, Bangalore                | 1979-80 to 1983-84                     |        |               |                          | 80,92                            | 43.16                                                            |                                                                                  | The Corporation earned a profit of Rs.1,35.26 lakh during 2005-06.                                                                                                                                     |
| 72                                        | Karnataka Vidyuth Karkhane Limited, Bangalore                       | 1980-81 to 2004-05                     | Equity | 98,000        | 100                      | 58,10                            | 100.00                                                           |                                                                                  | The Company incurred a loss of Rs.2,55.52 lakh during 2005-06. The cumulative loss to the end of the year was Rs.20,72.47 lakh.                                                                        |
| 73                                        | Chamundi Machine Tools Limited, Mysore                              | 1982-83 to 1989-90                     | Equity | 3,500         | 100                      | 35,00                            | 100.00                                                           |                                                                                  | The Company incurred a loss of Rs.0.83 lakh during 2005-06. The cumulative loss to the end of the year was Rs.7,95.75 lakh.                                                                            |
| 74                                        | Karnataka Soaps and Detergents Limited, Bangalore                   | 1981-82 to 1995-96                     | (B)    | (B)           |                          | 21,63,00<br>(B)                  | 100.00                                                           |                                                                                  | (B) Shares are yet to be allotted. The Company was incorporated in July 1980. The Company earned a profit of Rs.2,36.79 lakh during 2005-06. The cumulative loss to end of the year was Rs.53.27 lakh. |
| 75                                        | The Karnataka Minorities Development Corporation Limited, Bangalore | 1985-86 to 2005-06<br>2006-07<br>Total | Equity | 20,98,600     | 100                      | 48,41,45<br>15,00,00<br>63,41,45 | 100.00                                                           |                                                                                  | The Company incurred a loss of Rs.1,85.87 lakh during 2005-06. The cumulative loss to end of 2005-06 was Rs.16,05.02 lakh.                                                                             |
| 76                                        | Karnataka State Police Housing Corporation Limited, Bangalore       | 1985-86                                | Equity |               | 100                      | 12,00                            | 100.00                                                           |                                                                                  | The Company does not work for financial results.                                                                                                                                                       |

## STATEMENT NO. 14

## DETAILS OF INVESTMENTS OF GOVERNMENT IN STATUTORY CORPORATIONS, GOVERNMENT COMPANIES, OTHER JOINT STOCK COMPANIES, CO- OPERATIVE BANKS AND SOCIETIES ETC., TO END OF 2006-2007 - contd.

| Sl. No.                                   | Name of Concern                                                     | (Details of Investments)      |        |               |                          | Amount Invested        | Percentage of Government investment to the total paid up capital | Dividend declared / Interest received and credited to Government during the year | Remarks                                                                                                                                                                                                                                                                   |
|-------------------------------------------|---------------------------------------------------------------------|-------------------------------|--------|---------------|--------------------------|------------------------|------------------------------------------------------------------|----------------------------------------------------------------------------------|---------------------------------------------------------------------------------------------------------------------------------------------------------------------------------------------------------------------------------------------------------------------------|
|                                           |                                                                     | Year(s) of Investment         | Type   | No. of Shares | Face Value of each share |                        |                                                                  |                                                                                  |                                                                                                                                                                                                                                                                           |
|                                           |                                                                     |                               |        |               | Rs.                      | In thousands of rupees | In thousands of rupees                                           |                                                                                  |                                                                                                                                                                                                                                                                           |
| 1                                         | 2                                                                   | 3                             | 4      | 5             | 6                        | 7                      | 8                                                                | 9                                                                                | 10                                                                                                                                                                                                                                                                        |
| <b>(II) GOVERNMENT COMPANIES - contd.</b> |                                                                     |                               |        |               |                          |                        |                                                                  |                                                                                  |                                                                                                                                                                                                                                                                           |
| 77                                        | Karnataka State Women's Development Corporation Limited, Bangalore  | 1987-88 to 2005-06            | Equity |               | 100                      | 9,72,50                | 100.00                                                           |                                                                                  | The Corporation incurred a loss of Rs.3.99 lakh during 2005-06.                                                                                                                                                                                                           |
|                                           |                                                                     | <b>Total</b>                  |        |               |                          | 9,72,50                |                                                                  |                                                                                  |                                                                                                                                                                                                                                                                           |
| 78                                        | Karnataka Agro Corn Products Limited, Bangalore                     | 1987-88 to 1988-89            | Equity |               | 100                      | 63,40                  | 81.70                                                            |                                                                                  | The Company earned a profit of Rs.44.70 lakh during 2005-06.                                                                                                                                                                                                              |
| 79                                        | Karnataka Coir Development Corporation Limited, Bangalore           | 1987-88 to 2001-02            | Equity |               |                          | 1,88,35                | 100.00                                                           |                                                                                  | The Company incurred a loss of Rs.56.79 lakh during 2005-06. The cumulative loss to end of 2005-06 was Rs.3,08.52 lakh.                                                                                                                                                   |
| 80                                        | Karnataka Small Industries Marketing Corporation Limited, Bangalore | 1988-89 to 1993-94            | Equity |               | 100                      | 52,29                  | 79.53                                                            |                                                                                  | The Company earned a profit of Rs.6.80 lakh during 2005-06.                                                                                                                                                                                                               |
| 81                                        | The Mysore Lamp Works Limited, Bangalore                            | 1941-42 to 1980-81<br>1991-92 | Equity | 1,55,286      | 10                       | 16,34<br>(N)<br>62,33  | 99.86                                                            |                                                                                  | (N) 250 shares were purchased for Rs.3,495; 2,672 shares for Rs.34,736 and 16,281 shares for Rs.2,34,924 and the balance at face value.<br>The Company incurred a loss of Rs.11,34.58 lakh during 2005-06. The cumulative loss to end of the year was Rs.1,74,04.37 lakh. |
| 82                                        | Cauvery Basin Lift Irrigation Corporation, Mysore                   | 1988-89 to 1994-95            | Equity | 1,000         |                          | 7,72,79                | 100.00                                                           |                                                                                  | The Company has wound-up with effect from 1.4.1996.                                                                                                                                                                                                                       |

## STATEMENT NO. 14

## DETAILS OF INVESTMENTS OF GOVERNMENT IN STATUTORY CORPORATIONS, GOVERNMENT COMPANIES, OTHER JOINT STOCK COMPANIES, CO- OPERATIVE BANKS AND SOCIETIES ETC., TO END OF 2006-2007 - contd.

| Sl. No.                                   | Name of Concern                                            | (Details of Investments) |        |               |                          | Amount Invested        | Percentage of Government investment to the total paid up capital | Dividend declared / Interest received and credited to Government during the year | Remarks                                                                                                                                                                                                                                    |
|-------------------------------------------|------------------------------------------------------------|--------------------------|--------|---------------|--------------------------|------------------------|------------------------------------------------------------------|----------------------------------------------------------------------------------|--------------------------------------------------------------------------------------------------------------------------------------------------------------------------------------------------------------------------------------------|
|                                           |                                                            | Year(s) of Investment    | Type   | No. of Shares | Face Value of each share |                        |                                                                  |                                                                                  |                                                                                                                                                                                                                                            |
|                                           |                                                            |                          |        |               | Rs.                      | In thousands of rupees | In thousands of rupees                                           |                                                                                  |                                                                                                                                                                                                                                            |
| 1                                         | 2                                                          | 3                        | 4      | 5             | 6                        | 7                      | 8                                                                | 9                                                                                | 10                                                                                                                                                                                                                                         |
| <b>(II) GOVERNMENT COMPANIES - contd.</b> |                                                            |                          |        |               |                          |                        |                                                                  |                                                                                  |                                                                                                                                                                                                                                            |
| 83                                        | Krishna Basin Lift Irrigation Corporation Limited, Bijapur | 1988-89 to 1996-97       |        |               |                          | 4,63,70                |                                                                  |                                                                                  | The Corporation wound up with effect from 30.9.1998.                                                                                                                                                                                       |
| 84                                        | Konkan Railway Corporation                                 | 1995-96 to 2000-01       |        |               |                          | 1,20,97,00             |                                                                  |                                                                                  | The financial results from 1995-96 are awaited.                                                                                                                                                                                            |
| 85                                        | Vijayanagar Steel Plant                                    | 1994-95 to 2001-02       |        |               |                          | 6,87,29                | 100.00                                                           |                                                                                  | Rs.26 lakh was released to Karnataka State Industrial Investment and Development Corporation Limited in March 1993 as Capital Outlay towards meeting initial expenditure on Vijayanagar Steel Plant. The Company is a non-working company. |
| 86                                        | Karnataka Agro Proteins Limited                            | 1992-93                  | Equity | 50,000        |                          | #                      | 55.05                                                            |                                                                                  | (#) 50,000 equity shares held by IFCI purchased for a token sum of Rs.101.<br>As reflected in the accounts to end of 2002-03 the cumulative loss was Rs.2,19.61 lakh. The Company is under liquidation since June 2004.                    |
| 87                                        | Karnataka Poultry Development Federation Board             | 1995-96                  |        |               |                          | 40,00                  |                                                                  |                                                                                  |                                                                                                                                                                                                                                            |
| 88                                        | Krishna Bhagya Jala Nigama Limited                         | 1994-95 to 2005-06       | Equity |               |                          | 80,17,28,31            | 100.00                                                           |                                                                                  | Profit and loss account is not prepared.                                                                                                                                                                                                   |
|                                           |                                                            | 2006-07                  |        |               |                          | 21,24,47,41            |                                                                  |                                                                                  |                                                                                                                                                                                                                                            |
|                                           |                                                            | <b>Total</b>             |        |               |                          | <b>101,41,75,72</b>    |                                                                  |                                                                                  |                                                                                                                                                                                                                                            |

## STATEMENT NO. 14

## DETAILS OF INVESTMENTS OF GOVERNMENT IN STATUTORY CORPORATIONS, GOVERNMENT COMPANIES, OTHER JOINT STOCK COMPANIES, CO- OPERATIVE BANKS AND SOCIETIES ETC., TO END OF 2006-2007 - contd.

| Sl. No.                                   | Name of Concern                                                                | (Details of Investments)               |        |               |                          | Amount Invested                           | Percentage of Government investment to the total paid up capital | Dividend declared / Interest received and credited to Government during the year | Remarks                                                                                                                     |
|-------------------------------------------|--------------------------------------------------------------------------------|----------------------------------------|--------|---------------|--------------------------|-------------------------------------------|------------------------------------------------------------------|----------------------------------------------------------------------------------|-----------------------------------------------------------------------------------------------------------------------------|
|                                           |                                                                                | Year(s) of Investment                  | Type   | No. of Shares | Face Value of each share |                                           |                                                                  |                                                                                  |                                                                                                                             |
|                                           |                                                                                |                                        |        |               | Rs.                      | In thousands of rupees                    | In thousands of rupees.                                          |                                                                                  |                                                                                                                             |
| 1                                         | 2                                                                              | 3                                      | 4      | 5             | 6                        | 7                                         | 8                                                                | 9                                                                                | 10                                                                                                                          |
| <b>(II) GOVERNMENT COMPANIES - contd.</b> |                                                                                |                                        |        |               |                          |                                           |                                                                  |                                                                                  |                                                                                                                             |
| 89                                        | Karnataka State Power Loom Development Corporation                             | 1994-95 to 2005-06                     | Equity | 1,54,000      | 100                      | 1,54,00                                   | 100.00                                                           |                                                                                  | The Company earned a profit of Rs.1,43.74 lakh in 2005-06.                                                                  |
| 90                                        | Karnataka Urban Infrastructure Development and Finance Corporation             | 1996-97 to 2002-03                     | Equity | 5,70,000      | 100                      | 5,70,00                                   | 100.00                                                           |                                                                                  | The Company earned a profit of Rs.30.03 lakh during 2005-06.                                                                |
| 91                                        | Karnataka State Agricultural Produce Processing and Export Corporation Limited | 1997-98                                | Equity | 50,000        | 100                      | 50,00                                     | 100.00                                                           | 5,00                                                                             | The Company earned a profit of Rs.27.99 lakh during 2005-06. The dividend (Rs.5,00,000) is for the year 2005-06.            |
| 92                                        | Karnataka Agricultural Development Finance Corporation Limited                 | 1998-99                                | (H)    | (H)           | (H)                      | 36,00                                     |                                                                  |                                                                                  | (H) Information awaited                                                                                                     |
| 93                                        | Karnataka Neeravari Nigam Limited                                              | 1998-99 to 2005-06<br>2006-07<br>Total | Equity |               |                          | 15,26,64,95<br>12,20,81,82<br>27,47,46,77 | 100.00                                                           |                                                                                  | Profit and Loss account is not prepared. The Company is capitalising expenditure over income.                               |
| 94                                        | Vishwesharaiah Vidyut Nigam Limited                                            | 1999-2000                              | Equity | 7             | 1,000                    | 7 (&)                                     | 100.00                                                           |                                                                                  | (&) Represents the amount paid towards preliminary expenses. The Company earned a profit of Rs17,97.10 lakh during 2005-06. |

## STATEMENT NO. 14

## DETAILS OF INVESTMENTS OF GOVERNMENT IN STATUTORY CORPORATIONS, GOVERNMENT COMPANIES, OTHER JOINT STOCK COMPANIES, CO- OPERATIVE BANKS AND SOCIETIES ETC., TO END OF 2006-2007 - contd.

| Sl. No.                                     | Name of Concern                                                  | (Details of Investments)                        |        |               |                          | Amount Invested                                      | Percentage of Government investment to the total paid up capital | Dividend declared / Interest received and credited to Government during the year | Remarks                                                                                                                              |
|---------------------------------------------|------------------------------------------------------------------|-------------------------------------------------|--------|---------------|--------------------------|------------------------------------------------------|------------------------------------------------------------------|----------------------------------------------------------------------------------|--------------------------------------------------------------------------------------------------------------------------------------|
|                                             |                                                                  | Year(s) of Investment                           | Type   | No. of Shares | Face Value of each share |                                                      |                                                                  |                                                                                  |                                                                                                                                      |
|                                             |                                                                  |                                                 |        |               | Rs.                      | In thousands of rupees                               | In thousands of rupees                                           |                                                                                  |                                                                                                                                      |
| 1                                           | 2                                                                | 3                                               | 4      | 5             | 6                        | 7                                                    | 8                                                                | 9                                                                                | 10                                                                                                                                   |
| <b>(II) GOVERNMENT COMPANIES - conclud.</b> |                                                                  |                                                 |        |               |                          |                                                      |                                                                  |                                                                                  |                                                                                                                                      |
| 95                                          | Karnataka State Road Development Corporation Limited             | 1999-2000 to 2005-06<br>2006-07<br><b>Total</b> | Equity |               | 1,000                    | 3,68,33,72<br>4,44,18,00<br><b>8,12,51,72</b>        | 100.00                                                           |                                                                                  | The Corporation incurred a loss of Rs.12,64.32 lakh during 2005-06. The cumulative loss to the end of the year was Rs.59,26.09 lakh. |
| 96                                          | Rajeev Gandhi Rural Housing Corporation                          | 1999-2000 to 2004-05                            | Equity | 3,00,000      | 100                      | 1,30,28,93                                           | 100.00                                                           |                                                                                  | The Company incurred a loss of Rs.3,83.52 lakh during 2005-06. The cumulative loss to the end of the 2005-06 was Rs.11,71.78 lakh.   |
| 97                                          | Karnataka Housing Board                                          | 2002-03 to 2005-06<br>2006-07<br><b>Total</b>   |        |               |                          | 4,90,66,55<br>1,60,13,93<br><b>6,50,80,48</b>        |                                                                  |                                                                                  |                                                                                                                                      |
| 98                                          | Rail Infrastructure Development Corporation, (Karnataka) Limited | 2002-03 to 2005-06<br>2006-07<br><b>Total</b>   | (H)    | (H)           | (H)                      | 1,59,20,50<br>1,03,89,00<br><b>2,63,09,50</b><br>(@) | (H)                                                              |                                                                                  | (@)Includes Rs.65,86 lakh being investment out of Infrastructure Initiative Fund made in 2005-06. (H) Information awaited.           |
| 99                                          | Karnataka State Beverages Corporation                            | 2003-04                                         | Equity | 20,000        | 1000                     | 2,00,00                                              | 100.00                                                           |                                                                                  | The Corporation earned a profit of Rs.6,62.02 lakh during 2005-06.                                                                   |
| 100                                         | Chamundeswari Electricity Supply Company Limited                 | 2005-06                                         | Equity | (H)           | (H)                      | 50,00,00                                             | 100.00                                                           |                                                                                  | The Company earned a profit of Rs.3,26.72 lakh during 2004-05. (H) Information awaited.                                              |
| <b>Total (II) GOVERNMENT COMPANIES</b>      |                                                                  |                                                 |        |               |                          | <b>172,54,58,60</b>                                  |                                                                  | <b>16,47,25</b>                                                                  | Dividend: Rs.16,47,24,450                                                                                                            |



**STATEMENT NO. 14**

**DETAILS OF INVESTMENTS OF GOVERNMENT IN STATUTORY CORPORATIONS, GOVERNMENT COMPANIES, OTHER JOINT STOCK COMPANIES, CO- OPERATIVE BANKS AND SOCIETIES ETC., TO END OF 2006-2007 - contd.**

| Sl. No.                            | Name of Concern                                          | (Details of Investments) |                   |               |                          | Amount Invested        | Percentage of Government investment to the total paid up capital | Dividend declared / Interest received and credited to Government during the year | Remarks                                                                                                                                                                                                                                                                      |
|------------------------------------|----------------------------------------------------------|--------------------------|-------------------|---------------|--------------------------|------------------------|------------------------------------------------------------------|----------------------------------------------------------------------------------|------------------------------------------------------------------------------------------------------------------------------------------------------------------------------------------------------------------------------------------------------------------------------|
|                                    |                                                          | Year(s) of Investment    | Type              | No. of Shares | Face Value of each share |                        |                                                                  |                                                                                  |                                                                                                                                                                                                                                                                              |
|                                    |                                                          |                          |                   |               | Rs.                      | In thousands of rupees | In thousands of rupees                                           |                                                                                  |                                                                                                                                                                                                                                                                              |
| 1                                  | 2                                                        | 3                        | 4                 | 5             | 6                        | 7                      | 8                                                                | 9                                                                                | 10                                                                                                                                                                                                                                                                           |
| <b>(III) JOINT STOCK COMPANIES</b> |                                                          |                          |                   |               |                          |                        |                                                                  |                                                                                  |                                                                                                                                                                                                                                                                              |
| 101                                | Mysore Coffee Curing Works Limited                       | Upto 1963-64             | Ordinary          | 38,750        | 10                       | 3,95<br>(I)            |                                                                  |                                                                                  | (I) 7750 shares were issued at a premium of Re.1 per share.                                                                                                                                                                                                                  |
| 102                                | Binny Limited, Bangalore                                 | Upto 1966-67             | Ordinary          | 1,725         | 100                      | 6<br>(J)               |                                                                  |                                                                                  | (J) 1380 shares of former Bangalore Woolen Cotton and Silk Mills Limited (115 shares were purchased for Rs.6,301 and 1,265 shares were allotted free of cost) were exchanged for 1,725 shares of Rs.100 each of the new company. Financial results from 1993-94 are awaited. |
| 103                                | The Mysore Spinning and Manufacturing Company, Bangalore | 1945-46 to 1961-62       | Equity preference | 5,527<br>691  | 50<br>50                 | 2,34<br>(K)            |                                                                  |                                                                                  | (K) 1,382 ordinary shares were purchased for Rs.72,651 and 3,223 ordinary shares at face value, 922 ordinary shares and 691 preference shares were issued free of cost. Information on financial results from 1973-74 is awaited.                                            |
| 104                                | The Mysore Kirloskar Limited, Harihar                    | 1940-41 to 1982-83       | Equity            | 53,333        | 10                       | 5,43<br>(F)            | 0.80                                                             |                                                                                  | (F) 500 shares were issued as bonus shares and 500 shares were purchased for Rs.60,000. Information on financial results is awaited.                                                                                                                                         |
| 105                                | Sree Shankara Textiles Mills Limited, Davanagere         | 1952-53                  | Equity            | 5             | 100                      | (P)                    |                                                                  |                                                                                  | (P) Five shares were purchased at Rs.76 per share. Information regarding financial results from 1974-75 is awaited.                                                                                                                                                          |

## STATEMENT NO. 14

## DETAILS OF INVESTMENTS OF GOVERNMENT IN STATUTORY CORPORATIONS, GOVERNMENT COMPANIES, OTHER JOINT STOCK COMPANIES, CO- OPERATIVE BANKS AND SOCIETIES ETC., TO END OF 2006-2007 - contd.

| Sl. No.                                     | Name of Concern                                       | (Details of Investments)                                       |                      |               |                          | Amount Invested            | Percentage of Government investment to the total paid up capital | Dividend declared / Interest received and credited to Government during the year | Remarks                                                                                                                                                                                                                                                                                                                                                                                                                 |
|---------------------------------------------|-------------------------------------------------------|----------------------------------------------------------------|----------------------|---------------|--------------------------|----------------------------|------------------------------------------------------------------|----------------------------------------------------------------------------------|-------------------------------------------------------------------------------------------------------------------------------------------------------------------------------------------------------------------------------------------------------------------------------------------------------------------------------------------------------------------------------------------------------------------------|
|                                             |                                                       | Year(s) of Investment                                          | Type                 | No. of Shares | Face Value of each share |                            |                                                                  |                                                                                  |                                                                                                                                                                                                                                                                                                                                                                                                                         |
|                                             |                                                       |                                                                |                      |               | Rs.                      | In thousands of rupees     | In thousands of rupees                                           |                                                                                  |                                                                                                                                                                                                                                                                                                                                                                                                                         |
| 1                                           | 2                                                     | 3                                                              | 4                    | 5             | 6                        | 7                          | 8                                                                | 9                                                                                | 10                                                                                                                                                                                                                                                                                                                                                                                                                      |
| <b>(III) JOINT STOCK COMPANIES - contd.</b> |                                                       |                                                                |                      |               |                          |                            |                                                                  |                                                                                  |                                                                                                                                                                                                                                                                                                                                                                                                                         |
| 106                                         | The Mysore Silk Filatures Limited, Siddlaghatta       | upto 1946-47<br>Allocated under States Reorganisation Act 1956 | Ordinary<br>Ordinary | 4,500<br>200  | 2.50<br>2.50             | 58<br>(M)<br>2             | 6.00                                                             |                                                                                  | (M) 1,500 shares were purchased for Rs.22,500, 1,500 shares for Rs.21,000 and the remaining shares at face value. The face value of the shares was brought down from Rs.10 per share to Rs.2.50 per share.                                                                                                                                                                                                              |
|                                             |                                                       | <b>Total</b>                                                   |                      | <b>4,700</b>  |                          | <b>60</b>                  |                                                                  |                                                                                  |                                                                                                                                                                                                                                                                                                                                                                                                                         |
| 107                                         | I.D.L Industries Limited, Hyderabad (A)               | 1945-46 to 1980-81                                             | Equity               | 59,796        | 10                       | 2,74<br>(O)<br>4,49<br>(C) | 0.78                                                             |                                                                                  | (A) Formerly known as IDL Chemicals Ltd., Hyderabad.<br>(O) The Mysore Industrial and Testing Laboratory Limited., Bangalore, was taken over by IDL Chemicals Limited, Hyderabad. The shares of the Company were exchanged for 14,949 shares of Rs.10 each in the new company, without extra payment.<br>(C) Represents adjustment of bonus shares.<br>Information regarding financial results from 1995-96 is awaited. |
|                                             |                                                       | <b>Total</b>                                                   |                      |               |                          | <b>7,23</b>                |                                                                  |                                                                                  |                                                                                                                                                                                                                                                                                                                                                                                                                         |
| 108                                         | The Mysore Paints and Water Proofs Limited, Bangalore | 1946-47<br>1989-90                                             | Ordinary             | 2,000         | 10                       | 20<br>(-) 60<br>(oo)       | 12.00                                                            |                                                                                  | (oo) Details for the receipts are awaited.<br>Financial results from 1977-78 are awaited.                                                                                                                                                                                                                                                                                                                               |
|                                             |                                                       | <b>Total</b>                                                   |                      |               |                          | <b>(-) 40</b>              |                                                                  |                                                                                  |                                                                                                                                                                                                                                                                                                                                                                                                                         |

## STATEMENT NO. 14

## DETAILS OF INVESTMENTS OF GOVERNMENT IN STATUTORY CORPORATIONS, GOVERNMENT COMPANIES, OTHER JOINT STOCK COMPANIES, CO- OPERATIVE BANKS AND SOCIETIES ETC., TO END OF 2006-2007 - contd.

| Sl. No.                                     | Name of Concern                                                  | (Details of Investments)                       |          |                  |                          | Amount Invested        | Percentage of Government investment to the total paid up capital | Dividend declared / Interest received and credited to Government during the year | Remarks                                                                                                                                                                                                                                                         |
|---------------------------------------------|------------------------------------------------------------------|------------------------------------------------|----------|------------------|--------------------------|------------------------|------------------------------------------------------------------|----------------------------------------------------------------------------------|-----------------------------------------------------------------------------------------------------------------------------------------------------------------------------------------------------------------------------------------------------------------|
|                                             |                                                                  | Year(s) of Investment                          | Type     | No. of Shares    | Face Value of each share |                        |                                                                  |                                                                                  |                                                                                                                                                                                                                                                                 |
|                                             |                                                                  |                                                |          |                  | Rs.                      | In thousands of rupees | In thousands of rupees                                           |                                                                                  |                                                                                                                                                                                                                                                                 |
| 1                                           | 2                                                                | 3                                              | 4        | 5                | 6                        | 7                      | 8                                                                | 9                                                                                | 10                                                                                                                                                                                                                                                              |
| <b>(III) JOINT STOCK COMPANIES - contd.</b> |                                                                  |                                                |          |                  |                          |                        |                                                                  |                                                                                  |                                                                                                                                                                                                                                                                 |
| 109                                         | Relmar Electric Company Limited, Madras                          | Allocated under Andhra State Act 1953          | Equity   | 267              | 5                        | 2                      |                                                                  |                                                                                  | The name of the Company 'The Radio and Electricals Ltd., Madras' was changed to 'Relmar Electric Company Limited, Madras'.                                                                                                                                      |
| 110                                         | The Sandur Plantation and Sandur Tobacco Company Limited, Sandur | Allocated under Andhra State Act 1953          | Equity   | (Q)              | 50                       | 1,50                   |                                                                  |                                                                                  | (Q) Information is awaited. The Company is under liquidation. The information about the date from which it is under liquidation is awaited.                                                                                                                     |
|                                             |                                                                  | Allocated under States Reorganisation Act 1956 |          | 200              | 50                       | 10                     |                                                                  |                                                                                  |                                                                                                                                                                                                                                                                 |
|                                             |                                                                  | <b>Total</b>                                   |          |                  |                          | <b>1,60</b>            |                                                                  |                                                                                  |                                                                                                                                                                                                                                                                 |
| 111                                         | Kobay Silk Mills Limited, Modgi                                  | Allocated under States Reorganisation Act 1956 | Ordinary | 750              | 10                       | 14                     |                                                                  |                                                                                  | (a) Represents the paid-up value of 1,500 shares at Rs.9 per share in Bombay Silk Filatures which were exchanged for 750 shares of Rs.10 each of Kobay Silk Ltd., at the paid-up value of Rs.7 per share. The difference of Rs.3 per share was paid in 1976-77. |
|                                             |                                                                  | 1976-77                                        |          |                  |                          | 2                      |                                                                  |                                                                                  |                                                                                                                                                                                                                                                                 |
|                                             |                                                                  | <b>Total</b>                                   |          |                  |                          | <b>16</b>              |                                                                  |                                                                                  |                                                                                                                                                                                                                                                                 |
| 112                                         | The Mandya National Paper Mills Limited, Belagula (L)            | 1978-79 to 1980-81                             | Equity   | 20,301<br>39,450 | 5<br>10                  | 82,96                  | 0.01                                                             |                                                                                  | (L) Rs.2,27,01,860 were received from M/s Hindustan Paper Corporation during 1975-76 to 1980-81 towards purchase consideration of the Company and were credited to Government account. Information regarding financial results from 1996-97 are awaited.        |

## STATEMENT NO. 14

## DETAILS OF INVESTMENTS OF GOVERNMENT IN STATUTORY CORPORATIONS, GOVERNMENT COMPANIES, OTHER JOINT STOCK COMPANIES, CO- OPERATIVE BANKS AND SOCIETIES ETC., TO END OF 2006-2007 - contd.

| Sl. No.                                     | Name of Concern                                 | (Details of Investments)                                                                        |                                                        |                                            |                                      | Amount Invested                                          | Percentage of Government investment to the total paid up capital | Dividend declared / Interest received and credited to Government during the year | Remarks                                                                                                                                                                                                                                                                                                                                                                                                                                                                                                                                                                                          |
|---------------------------------------------|-------------------------------------------------|-------------------------------------------------------------------------------------------------|--------------------------------------------------------|--------------------------------------------|--------------------------------------|----------------------------------------------------------|------------------------------------------------------------------|----------------------------------------------------------------------------------|--------------------------------------------------------------------------------------------------------------------------------------------------------------------------------------------------------------------------------------------------------------------------------------------------------------------------------------------------------------------------------------------------------------------------------------------------------------------------------------------------------------------------------------------------------------------------------------------------|
|                                             |                                                 | Year(s) of Investment                                                                           | Type                                                   | No. of Shares                              | Face Value of each share             |                                                          |                                                                  | In thousands of rupees                                                           |                                                                                                                                                                                                                                                                                                                                                                                                                                                                                                                                                                                                  |
|                                             |                                                 |                                                                                                 |                                                        |                                            | Rs.                                  |                                                          |                                                                  |                                                                                  |                                                                                                                                                                                                                                                                                                                                                                                                                                                                                                                                                                                                  |
| 1                                           | 2                                               | 3                                                                                               | 4                                                      | 5                                          | 6                                    | 7                                                        | 8                                                                | 9                                                                                | 10                                                                                                                                                                                                                                                                                                                                                                                                                                                                                                                                                                                               |
| <b>(III) JOINT STOCK COMPANIES - contd.</b> |                                                 |                                                                                                 |                                                        |                                            |                                      |                                                          |                                                                  |                                                                                  |                                                                                                                                                                                                                                                                                                                                                                                                                                                                                                                                                                                                  |
| 113                                         | The Associated Cement Companies Limited, Bombay | Allocated under States Reorganisation Act 1956<br>1965-66 to 1993-94<br><b>Total</b>            | Equity<br><br>Equity                                   | 4,228<br><br>8,152                         | 100<br><br>200                       | 8,23<br>(R)<br><br>8,15<br><br><b>16,38</b>              |                                                                  | 15,84                                                                            | (R) Rs.7,94,663 invested out of cash balance. Out of 4,228 shares, 281 shares were transferred from Bombay at the face value of Rs.100 per share and 3,947 shares were transferred from Andhra Pradesh for Rs.7,94,663. Information on financial results is awaited. The dividend (Rs.15,83,680) relates to the year 2005-06.                                                                                                                                                                                                                                                                    |
| 114                                         | TATA Investment Corporation Limited, Bombay (A) | Allocated under States Reorganisation Act 1956<br>1980-81<br>1987-88<br>1995-96<br><b>Total</b> | Ordinary Preference<br><br>Ordinary<br><br>Deben-tures | 1,561<br>392<br><br>156<br><br>2,109<br>29 | 100<br>1,000<br><br>100<br><br>1,000 | 5,74<br>(T)<br><br>16<br>43<br>1,07<br><b>7,40</b><br>@@ | 0.26                                                             | 6,07                                                                             | (A) Formerly known as The Investment Corporation of India Limited, Bombay. (T) 1,226 Ordinary and 321 preference shares were purchased for Rs.4,63,550 and 335 ordinary shares for Rs.39,202 and 71 preference shares at face value. Investment of Rs.4,63,550 was met out of cash balance. (@@) 29 Debentures of Rs.1,000 each were received by Government on allocation by Andhra Pradesh under States Reorganisation Act, 1956. Its incorporation in accounts is pending for want of some details from Andhra Pradesh Government. The dividend (Rs.6,06,828) relates is for the year 2005-06. |

## STATEMENT NO. 14

## DETAILS OF INVESTMENTS OF GOVERNMENT IN STATUTORY CORPORATIONS, GOVERNMENT COMPANIES, OTHER JOINT STOCK COMPANIES, CO- OPERATIVE BANKS AND SOCIETIES ETC., TO END OF 2006-2007 - contd.

| Sl. No.                                     | Name of Concern                                   | (Details of Investments)                                       |                                          |                           |                           | Amount Invested              | Percentage of Government investment to the total paid up capital | Dividend declared / Interest received and credited to Government during the year | Remarks                                                                                                                                                                                                                                                             |
|---------------------------------------------|---------------------------------------------------|----------------------------------------------------------------|------------------------------------------|---------------------------|---------------------------|------------------------------|------------------------------------------------------------------|----------------------------------------------------------------------------------|---------------------------------------------------------------------------------------------------------------------------------------------------------------------------------------------------------------------------------------------------------------------|
|                                             |                                                   | Year(s) of Investment                                          | Type                                     | No. of Shares             | Face Value of each share  |                              |                                                                  |                                                                                  |                                                                                                                                                                                                                                                                     |
|                                             |                                                   |                                                                |                                          |                           | Rs.                       | In thousands of rupees       | In thousands of rupees                                           |                                                                                  |                                                                                                                                                                                                                                                                     |
| 1                                           | 2                                                 | 3                                                              | 4                                        | 5                         | 6                         | 7                            | 8                                                                | 9                                                                                | 10                                                                                                                                                                                                                                                                  |
| <b>(III) JOINT STOCK COMPANIES - contd.</b> |                                                   |                                                                |                                          |                           |                           |                              |                                                                  |                                                                                  |                                                                                                                                                                                                                                                                     |
| 115                                         | Tata Hydro Electric Power Company Limited, Bombay | Allocated under States Reorganisation Act 1956 1980-81         | Ordinary<br><br>Preference<br><br>Equity | 551<br><br>61<br><br>45   | 100<br><br>100<br><br>100 | 94<br><br>(W)<br>11<br><br>4 |                                                                  |                                                                                  | (W) Rs.1,825 were invested out of cash balance.<br>Information regarding financial results from 1997-98 is awaited.                                                                                                                                                 |
|                                             |                                                   | <b>Total</b>                                                   |                                          | <b>657</b>                |                           | <b>1,09</b>                  |                                                                  |                                                                                  |                                                                                                                                                                                                                                                                     |
| 116                                         | Andhra Valley Power Supply Company, Bombay        | Allocated under States Reorganisation Act 1956 1980-81         | Ordinary<br><br>Ordinary                 | 30<br><br>30              | 100<br><br>100            | (X)<br><br>3                 |                                                                  |                                                                                  | (X) Book cost not known.<br>Information regarding financial results from 1997-98 is awaited.                                                                                                                                                                        |
|                                             |                                                   | <b>Total</b>                                                   |                                          | <b>60</b>                 |                           | <b>3</b>                     |                                                                  |                                                                                  |                                                                                                                                                                                                                                                                     |
| 117                                         | Malanpur Steel Limited (\$)                       | Allocated under States Reorganisation Act 1956 1978-79 1986-87 | Equity<br>Equity                         | 10,950<br>5,475<br>32,850 | 10<br>10                  | 1,09<br>55<br>1,65           | 0.03                                                             |                                                                                  | Invested out of cash balance.<br>The Company incurred a loss Rs.32,68.39 lakh during the year 2003-04.<br>(\$) The name of the Company has been changed with effect from 17.04.2001. Formerly known as 'Hindustan Development Corporation Limited, Calcutta'.       |
|                                             |                                                   | <b>Total</b>                                                   |                                          | <b>49,275</b>             |                           | <b>3,29</b>                  |                                                                  |                                                                                  |                                                                                                                                                                                                                                                                     |
| 118                                         | Mafatlal Engineering Industries Limited, Bombay   | Allocated Under States Reorganisation Act 1956                 | Ordinary                                 | 36                        | 100                       | 4                            | (Less than 1%)                                                   |                                                                                  | Invested out of Industrial Research and Development Fund.<br>The name of the Company viz 'The National Machinery Manufacturing Company Ltd., Bombay' has been changed with effect from 23 <sup>rd</sup> August 1980.<br>Financial results from 1987-88 are awaited. |

## STATEMENT NO. 14

## DETAILS OF INVESTMENTS OF GOVERNMENT IN STATUTORY CORPORATIONS, GOVERNMENT COMPANIES, OTHER JOINT STOCK COMPANIES, CO- OPERATIVE BANKS AND SOCIETIES ETC., TO END OF 2006-2007 - contd.

| Sl. No.                                     | Name of Concern                                        | (Details of Investments)                       |                             |                               |                          | Amount Invested        | Percentage of Government investment to the total paid up capital | Dividend declared / Interest received and credited to Government during the year | Remarks                                                                                                                                                               |
|---------------------------------------------|--------------------------------------------------------|------------------------------------------------|-----------------------------|-------------------------------|--------------------------|------------------------|------------------------------------------------------------------|----------------------------------------------------------------------------------|-----------------------------------------------------------------------------------------------------------------------------------------------------------------------|
|                                             |                                                        | Year(s) of Investment                          | Type                        | No. of Shares                 | Face Value of each share |                        |                                                                  |                                                                                  |                                                                                                                                                                       |
|                                             |                                                        |                                                |                             |                               | Rs.                      | In thousands of rupees | In thousands of rupees                                           |                                                                                  |                                                                                                                                                                       |
| 1                                           | 2                                                      | 3                                              | 4                           | 5                             | 6                        | 7                      | 8                                                                | 9                                                                                | 10                                                                                                                                                                    |
| <b>(III) JOINT STOCK COMPANIES - contd.</b> |                                                        |                                                |                             |                               |                          |                        |                                                                  |                                                                                  |                                                                                                                                                                       |
| 119                                         | Tata Chemicals Limited, Bombay                         | Allocated under States Reorganisation Act 1956 | Preference Ordinary         | 2,377<br>4,444                | 100<br>10                | 2,38<br>44             |                                                                  |                                                                                  | Rs.94,900 were invested out of cash balance.<br>The year to which the dividend (Rs.2,68,968) relates has not been communicated.<br>2,69                               |
|                                             |                                                        | 1980-81                                        | Ordinary                    | 6,992                         | 10                       | 70                     |                                                                  |                                                                                  |                                                                                                                                                                       |
|                                             |                                                        | 1986-87                                        | Ordinary                    |                               |                          | 47                     |                                                                  |                                                                                  |                                                                                                                                                                       |
|                                             |                                                        | <b>Total</b>                                   | Ordinary Preference         | <b>11,436</b><br><b>2,377</b> |                          | <b>3,99</b>            | (less than 1%)                                                   |                                                                                  |                                                                                                                                                                       |
| 120                                         | The National Radio Electronics Company Limited, Bombay | Allocated under States Reorganisation Act 1956 | Ordinary                    | 389                           | 100                      | 39                     | (Less than 1%)                                                   |                                                                                  | (aa) Invested out of cash balance.                                                                                                                                    |
| 121                                         | The Tata Iron and Steel Company Limited, Bombay        | Allocated under States Reorganisation Act 1956 | Preference Special Ordinary | 1,601<br>42<br>1,759          | 100<br>100<br>75         | 2,73<br>10<br>1,78     | 0.02                                                             |                                                                                  | Rs.13,403 was invested out of cash balance.<br>The year to which the dividend (Rs.11,29,245) relates has not been communicated.<br>11,29                              |
|                                             |                                                        | 1980-81 to 1994-95                             | Ordinary                    | 2,079                         | 100                      | 3,73                   |                                                                  |                                                                                  |                                                                                                                                                                       |
|                                             |                                                        | <b>Total</b>                                   |                             | <b>5,481</b>                  |                          | <b>8,34</b>            |                                                                  |                                                                                  |                                                                                                                                                                       |
| 122                                         | The Investa Limited, Bombay (x)                        | Allocated under States Reorganisation Act 1956 | Preference Ordinary         | 543<br>543                    | 100                      | 81                     |                                                                  |                                                                                  | (x) Formerly known as 'Investa Industrial Corporation Limited'. 543 preference shares were purchased at Rs.50 per share. Rs.45,625 were invested out of cash balance. |

## STATEMENT NO. 14

## DETAILS OF INVESTMENTS OF GOVERNMENT IN STATUTORY CORPORATIONS, GOVERNMENT COMPANIES, OTHER JOINT STOCK COMPANIES, CO- OPERATIVE BANKS AND SOCIETIES ETC., TO END OF 2006-2007 - contd.

| Sl. No.                                     | Name of Concern                                     | (Details of Investments)                         |                                   |               |                          | Amount Invested        | Percentage of Government investment to the total paid up capital | Dividend declared / Interest received and credited to Government during the year | Remarks                                                                                                                                                                                                                                                                                                                                                                                                                                                                                                                                                            |
|---------------------------------------------|-----------------------------------------------------|--------------------------------------------------|-----------------------------------|---------------|--------------------------|------------------------|------------------------------------------------------------------|----------------------------------------------------------------------------------|--------------------------------------------------------------------------------------------------------------------------------------------------------------------------------------------------------------------------------------------------------------------------------------------------------------------------------------------------------------------------------------------------------------------------------------------------------------------------------------------------------------------------------------------------------------------|
|                                             |                                                     | Year(s) of Investment                            | Type                              | No. of Shares | Face Value of each share |                        |                                                                  |                                                                                  |                                                                                                                                                                                                                                                                                                                                                                                                                                                                                                                                                                    |
|                                             |                                                     |                                                  |                                   |               | Rs.                      | In thousands of rupees | In thousands of rupees                                           |                                                                                  |                                                                                                                                                                                                                                                                                                                                                                                                                                                                                                                                                                    |
| 1                                           | 2                                                   | 3                                                | 4                                 | 5             | 6                        | 7                      | 8                                                                | 9                                                                                | 10                                                                                                                                                                                                                                                                                                                                                                                                                                                                                                                                                                 |
| <b>(III) JOINT STOCK COMPANIES - contd.</b> |                                                     |                                                  |                                   |               |                          |                        |                                                                  |                                                                                  |                                                                                                                                                                                                                                                                                                                                                                                                                                                                                                                                                                    |
| 123                                         | Tata Engineering Locomotive Company Limited, Bombay | Allocated under States Reorganisa tion Act 1956  | Ordinary                          | 5,980         | 100                      | 5,98 (K)               | 0.18                                                             | 51,30                                                                            | (K) 3,898 shares were purchased for Rs.3,89,820 and the balance of 2082 shares at the face value. Rs.3,89,820 was invested out of cash balance.<br>(L) 1,495 shares were purchased at a premium of Rs.50 per share and another 1,495 shares at a premium of Rs.30 per share.<br>(M) Rs.30,952 were invested out of cash balance. These shares and debentures were issued in exchange for the shares of Central Bank of India Limited, which was amalgamated with this concern.<br>The year to which the dividend (Rs.51,29,696) relates has not been communicated. |
|                                             |                                                     | 1963-64 to 1964-65                               | Ordinary                          | 2,990         | 100                      | 4,19 (L)               |                                                                  |                                                                                  |                                                                                                                                                                                                                                                                                                                                                                                                                                                                                                                                                                    |
|                                             |                                                     | 1972-73 to 1976-77                               | Ordinary Pre-ference              | 21 63         |                          | 36 (M)                 |                                                                  |                                                                                  |                                                                                                                                                                                                                                                                                                                                                                                                                                                                                                                                                                    |
|                                             |                                                     | 1981-82 to 1991-92                               | Deben- tures                      | 315           | 100                      | 15,67                  |                                                                  |                                                                                  |                                                                                                                                                                                                                                                                                                                                                                                                                                                                                                                                                                    |
|                                             |                                                     | <b>Total</b>                                     | Ordinary Pre-ference Deben- tures | 24,662 63 315 |                          | (-) 33 25,87           |                                                                  |                                                                                  |                                                                                                                                                                                                                                                                                                                                                                                                                                                                                                                                                                    |
| 124                                         | The Ugar Sugar Works Limited, Sangli                | Allocated under States Reorgani- sation Act 1956 | Equity                            | 3,016         | 100                      | 3,01                   |                                                                  |                                                                                  |                                                                                                                                                                                                                                                                                                                                                                                                                                                                                                                                                                    |
|                                             |                                                     | 1980-81                                          | Equity                            | 1,326         | 100                      | 1,33                   |                                                                  |                                                                                  |                                                                                                                                                                                                                                                                                                                                                                                                                                                                                                                                                                    |
|                                             |                                                     | <b>Total</b>                                     |                                   | 4,342         |                          | 4,34                   |                                                                  |                                                                                  |                                                                                                                                                                                                                                                                                                                                                                                                                                                                                                                                                                    |
| 125                                         | Mysore Cements Limited, Bangalore                   | 1960-61 to 1963-64                               | Equity                            | 2,34,600      | 10                       | 23,46                  | 0.70                                                             |                                                                                  | The Company incurred a loss of Rs.24,78.68 lakh, cumulative loss to end of the year was Rs.2,61,47.44 lakh.                                                                                                                                                                                                                                                                                                                                                                                                                                                        |

## STATEMENT NO. 14

## DETAILS OF INVESTMENTS OF GOVERNMENT IN STATUTORY CORPORATIONS, GOVERNMENT COMPANIES, OTHER JOINT STOCK COMPANIES, CO- OPERATIVE BANKS AND SOCIETIES ETC., TO END OF 2006-2007 - contd.

| Sl. No.                                     | Name of Concern                                              | (Details of Investments)                                    |          |               |                          | Amount Invested        | Percentage of Government investment to the total paid up capital | Dividend declared / Interest received and credited to Government during the year | Remarks                                                                                                                                                                                     |
|---------------------------------------------|--------------------------------------------------------------|-------------------------------------------------------------|----------|---------------|--------------------------|------------------------|------------------------------------------------------------------|----------------------------------------------------------------------------------|---------------------------------------------------------------------------------------------------------------------------------------------------------------------------------------------|
|                                             |                                                              | Year(s) of Investment                                       | Type     | No. of Shares | Face Value of each share |                        |                                                                  |                                                                                  |                                                                                                                                                                                             |
|                                             |                                                              |                                                             |          |               | Rs.                      | In thousands of rupees | In thousands of rupees                                           |                                                                                  |                                                                                                                                                                                             |
| 1                                           | 2                                                            | 3                                                           | 4        | 5             | 6                        | 7                      | 8                                                                | 9                                                                                | 10                                                                                                                                                                                          |
| <b>(III) JOINT STOCK COMPANIES - contd.</b> |                                                              |                                                             |          |               |                          |                        |                                                                  |                                                                                  |                                                                                                                                                                                             |
| 126                                         | Industrial and Prudential Investment Company Limited, Bombay | Allocated under States Reorgani- sation Act 1956<br>1980-81 | Equity   | 14            | 50                       | (A)                    | (less than 1%)                                                   |                                                                                  | (A) Shares of the face value of Rs.700 were purchased for Rs.84.<br>(B) Rs.140.<br>(C)The total investment in the Company is Rs.224.                                                        |
|                                             |                                                              | <b>Total</b>                                                | Equity   | 14            | 10                       | (B)                    |                                                                  | 1                                                                                | (Dividend: Rs.616)                                                                                                                                                                          |
| 127                                         | Industrial and Investment Trust Limited, Bombay.             | Allocated under States Reorgani- sation Act 1956<br>1994-95 | Equity   | 142           |                          |                        |                                                                  | 28                                                                               | The Company earned a profit of Rs.2,36.74 lakh during the year 2003-04.<br>The year to which the dividend (Rs.28,400) relates has not been communicated.                                    |
|                                             |                                                              | <b>Total</b>                                                | Equity   | 284           |                          |                        | 29                                                               |                                                                                  |                                                                                                                                                                                             |
|                                             |                                                              |                                                             |          | <b>426</b>    |                          |                        | <b>43</b>                                                        |                                                                                  |                                                                                                                                                                                             |
| 128                                         | Tata Power Company Limited, Bombay                           | Allocated under States Reorgani- sation Act 1956<br>1980-81 | Ordinary | 1,630         | 10                       |                        | (less than 1%)                                                   |                                                                                  |                                                                                                                                                                                             |
|                                             |                                                              | <b>Total</b>                                                | Ordinary | 326           | 10                       |                        |                                                                  |                                                                                  |                                                                                                                                                                                             |
|                                             |                                                              |                                                             |          | <b>1,956</b>  |                          |                        | <b>2,78</b>                                                      |                                                                                  |                                                                                                                                                                                             |
| 129                                         | Sugarcane Product Industries Limited, Bijapur                | Allocated under States Reorgani- sation Act 1956            | Ordinary | 100           | 50                       |                        | (Less than 1%)                                                   |                                                                                  | The Company is under liquidation.                                                                                                                                                           |
| 130                                         | Bagalkot Udyog Limited (*)                                   | Allocated under States Reorgani- sation Act 1956            | Ordinary | 98,900        | 10                       |                        | 1.15                                                             |                                                                                  | (*) Formerly known as 'Kanoria Industries Limited'.<br>The Company incurred a loss of Rs.9,69.68 lakh during the year 2005-06, the cumulative loss to end of the year was Rs.51,05.47 lakh. |



## STATEMENT NO. 14

## DETAILS OF INVESTMENTS OF GOVERNMENT IN STATUTORY CORPORATIONS, GOVERNMENT COMPANIES, OTHER JOINT STOCK COMPANIES, CO- OPERATIVE BANKS AND SOCIETIES ETC., TO END OF 2006-2007 - contd.

| Sl. No.                                     | Name of Concern                                      | (Details of Investments)                        |                |               |                          | Amount Invested        | Percentage of Government investment to the total paid up capital | Dividend declared / Interest received and credited to Government during the year | Remarks                                                                                                                                                                                                                                                                                                         |
|---------------------------------------------|------------------------------------------------------|-------------------------------------------------|----------------|---------------|--------------------------|------------------------|------------------------------------------------------------------|----------------------------------------------------------------------------------|-----------------------------------------------------------------------------------------------------------------------------------------------------------------------------------------------------------------------------------------------------------------------------------------------------------------|
|                                             |                                                      | Year(s) of Investment                           | Type           | No. of Shares | Face Value of each share |                        |                                                                  |                                                                                  |                                                                                                                                                                                                                                                                                                                 |
|                                             |                                                      |                                                 |                |               | Rs.                      | In thousands of rupees | In thousands of rupees                                           |                                                                                  |                                                                                                                                                                                                                                                                                                                 |
| 1                                           | 2                                                    | 3                                               | 4              | 5             | 6                        | 7                      | 8                                                                | 9                                                                                | 10                                                                                                                                                                                                                                                                                                              |
| <b>(III) JOINT STOCK COMPANIES - contd.</b> |                                                      |                                                 |                |               |                          |                        |                                                                  |                                                                                  |                                                                                                                                                                                                                                                                                                                 |
| 131                                         | Indian Vegetables Product limited, Bombay            | Allocated under States Reorganisa tion Act 1956 | Equity         | 1,110         | 10                       | 11                     |                                                                  |                                                                                  | 35<br>111 shares of Rs.100 each were allocated under States Reorganisation Act, 1956, from Government of Maharashtra. The shares were purchased for Rs.10,523. Each share of Rs.100 was sub-divided into 10 shares of Rs.10 each. The year to which the dividend (Rs.35,505) relates has not been communicated. |
|                                             |                                                      | 1963-64 to 1980-81                              | Equity         | 4,150         | 10                       | 41                     |                                                                  |                                                                                  |                                                                                                                                                                                                                                                                                                                 |
|                                             |                                                      | 1989-90                                         |                |               |                          | 79                     |                                                                  |                                                                                  |                                                                                                                                                                                                                                                                                                                 |
|                                             |                                                      | 1992-93                                         |                |               |                          | 79                     |                                                                  |                                                                                  |                                                                                                                                                                                                                                                                                                                 |
|                                             |                                                      | <b>Total</b>                                    |                | <b>5,260</b>  |                          | <b>2,10</b>            |                                                                  |                                                                                  |                                                                                                                                                                                                                                                                                                                 |
| 132                                         | Krishna Sugar Mills Limited, Kittur                  | Allocated under States Reorganisa tion Act 1956 | Pre-ference    | 2,454         | 50                       | 1,23                   |                                                                  |                                                                                  | The Company is under liquidation since 1962.                                                                                                                                                                                                                                                                    |
|                                             |                                                      |                                                 | Ordinary       | 9,805         | 10                       | 98                     |                                                                  |                                                                                  |                                                                                                                                                                                                                                                                                                                 |
|                                             |                                                      |                                                 | Fixed Deposits |               |                          | 65                     |                                                                  |                                                                                  |                                                                                                                                                                                                                                                                                                                 |
|                                             |                                                      | <b>Total</b>                                    |                | <b>12,259</b> |                          | <b>2,86</b>            |                                                                  |                                                                                  |                                                                                                                                                                                                                                                                                                                 |
| 133                                         | The Scindia Steam Navigation Company Limited, Bombay | Allocated under States Reorganisa tion Act 1956 | Ordinary       | 3,705         |                          | 85                     |                                                                  |                                                                                  | Information regarding financial results from 1986-87 is awaited.                                                                                                                                                                                                                                                |
|                                             |                                                      | 1980-81                                         | Ordinary       | 1,630         | 20                       | 33                     |                                                                  |                                                                                  |                                                                                                                                                                                                                                                                                                                 |
|                                             |                                                      | <b>Total</b>                                    |                | <b>5,335</b>  |                          | <b>1,18</b>            |                                                                  |                                                                                  |                                                                                                                                                                                                                                                                                                                 |
| 134                                         | Sri Ganapathi Mills Limited, Kundgol                 | Allocated under States Reorganisa tion Act 1956 | Ordinary       | 184           | 25                       | 5                      |                                                                  |                                                                                  | The Company is under liquidation.                                                                                                                                                                                                                                                                               |
|                                             |                                                      |                                                 | Pre-ference    | 200           | 2                        |                        |                                                                  |                                                                                  |                                                                                                                                                                                                                                                                                                                 |
|                                             |                                                      | <b>Total</b>                                    |                | <b>384</b>    |                          | <b>5</b>               |                                                                  |                                                                                  |                                                                                                                                                                                                                                                                                                                 |

## STATEMENT NO. 14

## DETAILS OF INVESTMENTS OF GOVERNMENT IN STATUTORY CORPORATIONS, GOVERNMENT COMPANIES, OTHER JOINT STOCK COMPANIES, CO- OPERATIVE BANKS AND SOCIETIES ETC., TO END OF 2006-2007 - contd.

| Sl. No.                                     | Name of Concern                                               | (Details of Investments)                       |          |               |                          | Amount Invested        |                        | Percentage of Government investment to the total paid up capital | Dividend declared / Interest received and credited to Government during the year | Remarks                                                                                                                                                                              |
|---------------------------------------------|---------------------------------------------------------------|------------------------------------------------|----------|---------------|--------------------------|------------------------|------------------------|------------------------------------------------------------------|----------------------------------------------------------------------------------|--------------------------------------------------------------------------------------------------------------------------------------------------------------------------------------|
|                                             |                                                               | Year(s) of Investment                          | Type     | No. of Shares | Face Value of each share | In thousands of rupees | In thousands of rupees |                                                                  |                                                                                  |                                                                                                                                                                                      |
|                                             |                                                               |                                                |          |               | Rs.                      |                        |                        |                                                                  |                                                                                  |                                                                                                                                                                                      |
| 1                                           | 2                                                             | 3                                              | 4        | 5             | 6                        | 7                      | 8                      | 9                                                                | 10                                                                               |                                                                                                                                                                                      |
| <b>(III) JOINT STOCK COMPANIES - contd.</b> |                                                               |                                                |          |               |                          |                        |                        |                                                                  |                                                                                  |                                                                                                                                                                                      |
| 135                                         | Rainbow Record Company Limited                                | Allocated under States Reorganisation Act 1956 | Ordinary | 50            | 10                       | 1                      |                        |                                                                  |                                                                                  | The Company is under liquidation.                                                                                                                                                    |
| 136                                         | Deepak Insulated Cable Corporation Limited, Madras            | 1964-65 to 1980-81                             | Equity   | 42,000        | 10                       | 4,20                   |                        |                                                                  |                                                                                  | Information regarding financial results from the year 1982-83 onwards is awaited.                                                                                                    |
| 137                                         | Banana and Fruit Development Corporation Limited, Madras      | 1965-66 to 1974-75                             | Ordinary | 1,437         | 100                      | 1,44                   |                        |                                                                  |                                                                                  | Information regarding financial results from 1977-78 is awaited.                                                                                                                     |
| 138                                         | Walchandnagar Industries Limited, Dharwar (Bombay)            | 1965-66 to 1966-67                             | Ordinary | 2,000         | 100                      | 2,00                   | 8.00                   |                                                                  | 1                                                                                | Tiwac Industries, Dharwar was amalgamated with Walchandnagar Industries Dharwar (Bombay) with effect from 1 <sup>st</sup> April 1978. The Dividend (Rs.540) is for the year 2005-06. |
| 139                                         | Sri Valliappa Textiles Limited, Hejjala, (Bangalore District) | 1966-67 to 1981-82                             | Equity   | 1,200         | 100                      | 1,20                   |                        |                                                                  |                                                                                  |                                                                                                                                                                                      |
| 140                                         | Karnataka Truck Terminals Private Limited, Bangalore          | 1979-80 to 1981-82                             | Equity   | (H)           | (H)                      | 15,00                  |                        |                                                                  |                                                                                  | (H) Information is awaited.                                                                                                                                                          |

## STATEMENT NO. 14

## DETAILS OF INVESTMENTS OF GOVERNMENT IN STATUTORY CORPORATIONS, GOVERNMENT COMPANIES, OTHER JOINT STOCK COMPANIES, CO- OPERATIVE BANKS AND SOCIETIES ETC., TO END OF 2006-2007 - contd.

| Sl. No.                                      | Name of Concern                                                        | (Details of Investments)                      |        |               |                          | Amount Invested                      |                        | Percentage of Government investment to the total paid up capital | Dividend declared / Interest received and credited to Government during the year                               | Remarks |
|----------------------------------------------|------------------------------------------------------------------------|-----------------------------------------------|--------|---------------|--------------------------|--------------------------------------|------------------------|------------------------------------------------------------------|----------------------------------------------------------------------------------------------------------------|---------|
|                                              |                                                                        | Year(s) of Investment                         | Type   | No. of Shares | Face Value of each share | In thousands of rupees               | In thousands of rupees |                                                                  |                                                                                                                |         |
|                                              |                                                                        |                                               |        |               | Rs.                      |                                      |                        |                                                                  |                                                                                                                |         |
| 1                                            | 2                                                                      | 3                                             | 4      | 5             | 6                        | 7                                    | 8                      | 9                                                                | 10                                                                                                             |         |
| <b>III) JOINT STOCK COMPANIES - conclud.</b> |                                                                        |                                               |        |               |                          |                                      |                        |                                                                  |                                                                                                                |         |
| 141                                          | Premier Construction Company Limited, Bombay                           |                                               | Equity | 54 (X)        |                          |                                      |                        |                                                                  | (X) The shares held by Captain Vishesh Singh were transferred in the name of the Governor of Karnataka.        |         |
| 142                                          | Karnataka Urban Development Corporation Limited, Bangalore             | 1970-71 to 1971-72                            | Equity | 320           | 5,000                    | 16,00                                | 100.00                 |                                                                  | Information regarding financial results from 1990-91 is awaited.                                               |         |
| 143                                          | Bangalore International Airport                                        | Upto 2001-02                                  |        |               |                          | 2,60,00                              |                        |                                                                  |                                                                                                                |         |
| 144                                          | Infrastructure Development Corporation (Karnataka) Limited (Ideck) (*) | 1998-99 to 2005-06<br>2006-07<br><b>Total</b> | (H)    | (H)           | (H)                      | 27,30,00<br>50,00<br><b>27,80,00</b> |                        |                                                                  | (*) Formerly known as Karnataka Infrastructure Development and Finance Corporation.<br>(H) Information awaited |         |
| <b>Total (III) JOINT STOCK COMPANIES</b>     |                                                                        |                                               |        |               |                          | <b>32,98,57</b>                      |                        | <b>87,84</b>                                                     | Dividend: Rs.87,83,478                                                                                         |         |

## STATEMENT NO. 14

## DETAILS OF INVESTMENTS OF GOVERNMENT IN STATUTORY CORPORATIONS, GOVERNMENT COMPANIES, OTHER JOINT STOCK COMPANIES, CO- OPERATIVE BANKS AND SOCIETIES ETC., TO END OF 2006-2007 - contd.

| Sl. No.                                          | Name of Concern                         | (Details of Investments) |      |               |                          | Amount Invested | Percentage of Government investment to the total paid up capital | Dividend declared / Interest received and credited to Government during the year | Remarks                  |
|--------------------------------------------------|-----------------------------------------|--------------------------|------|---------------|--------------------------|-----------------|------------------------------------------------------------------|----------------------------------------------------------------------------------|--------------------------|
|                                                  |                                         | Year(s) of Investment    | Type | No. of Shares | Face Value of each share |                 |                                                                  | In thousands of rupees                                                           |                          |
|                                                  |                                         |                          |      |               | Rs.                      |                 |                                                                  |                                                                                  |                          |
| 1                                                | 2                                       | 3                        | 4    | 5             | 6                        | 7               | 8                                                                | 9                                                                                | 10                       |
| <b>(IV) CO-OPERATIVE SOCIETIES AND BANKS (K)</b> |                                         |                          |      |               |                          |                 |                                                                  |                                                                                  |                          |
| 1                                                | Credit Co-operatives                    | Upto 2005-06             |      |               |                          | 71,55,22        |                                                                  | 13,72                                                                            | (Dividend: Rs.13,72,268) |
| 2                                                | Housing Co-operatives                   | Upto 1988-89             |      |               |                          | 1,89,63         |                                                                  |                                                                                  |                          |
| 3                                                | Labour Co-operatives                    | Upto 1988-89             |      |               |                          | 7,38            |                                                                  |                                                                                  |                          |
| 4                                                | Farming Co-operatives                   | Upto 1988-89             |      |               |                          | 1,33,06         |                                                                  | 34,68                                                                            | (Dividend: Rs.34,67,615) |
| 5                                                | Warehousing and Marketing Co-operatives | Upto 2002-03             |      |               |                          | 47,29,63        |                                                                  | 27,24                                                                            | (Dividend: Rs.27,23,829) |
| 6                                                | Processing Co-operatives                | Upto 2002-03             |      |               |                          | 19,18,67        |                                                                  |                                                                                  |                          |
| 7                                                | Dairy Co-operatives                     | Upto 1992-93             |      |               |                          | 2,15,10         |                                                                  | 5,52                                                                             | (Dividend: Rs.5,52,087)  |
| 8                                                | Fishermen's Co-operatives               | Upto 2005-06<br>2006-07  |      |               |                          | 7,06,58<br>2,55 |                                                                  | 39                                                                               | (Dividend: Rs.39,135)    |
|                                                  |                                         | <b>Total</b>             |      |               |                          | <b>7,09,13</b>  |                                                                  |                                                                                  |                          |

(K) Details for columns 4 to 6 are not available with the Department.

## STATEMENT NO. 14

## DETAILS OF INVESTMENTS OF GOVERNMENT IN STATUTORY CORPORATIONS, GOVERNMENT COMPANIES, OTHER JOINT STOCK COMPANIES, CO- OPERATIVE BANKS AND SOCIETIES ETC., TO END OF 2006-2007 - conclud.

| Sl. No. | Name of Concern                                        | (Details of Investments)         |      |               |                          | Amount Invested                 | Percentage of Government investment to the total paid up capital | Dividend declared / Interest received and credited to Government during the year | Remarks                                             |
|---------|--------------------------------------------------------|----------------------------------|------|---------------|--------------------------|---------------------------------|------------------------------------------------------------------|----------------------------------------------------------------------------------|-----------------------------------------------------|
|         |                                                        | Year(s) of Investment            | Type | No. of Shares | Face Value of each share |                                 |                                                                  | In thousands of rupees                                                           |                                                     |
|         |                                                        |                                  |      |               | Rs.                      |                                 |                                                                  |                                                                                  |                                                     |
| 1       | 2                                                      | 3                                | 4    | 5             | 6                        | 7                               | 8                                                                | 9                                                                                | 10                                                  |
| (IV)    | <b>CO-OPERATIVE SOCIETIES AND BANKS (K) - conclud.</b> |                                  |      |               |                          |                                 |                                                                  |                                                                                  |                                                     |
| 9       | Co-operative Sugar Mills                               | Upto 2001-02                     |      |               |                          | 73,68,59                        |                                                                  | 13                                                                               | (Dividend: Rs.12,600)                               |
| 10      | Co-operative Spinning Mills                            | Upto 2005-06<br>2006-07<br>Total |      |               |                          | 42,53,89<br>2,00<br>42,55,89    |                                                                  | 39                                                                               | (Dividend: Rs.38,625)                               |
| 11      | Industrial Co-operatives                               | upto 1998-99                     |      |               |                          | 7,67,61                         |                                                                  | 9                                                                                | (Dividend: Rs.9,130)                                |
| 12      | Consumer Co-operatives                                 | Upto 1999-2000                   |      |               |                          | 6,70,11                         |                                                                  | 38                                                                               | (Dividend: Rs.38,429)                               |
| 13      | Tribal Area Sub-Plan                                   | Upto 1998-99                     |      |               |                          | 1,29,87                         |                                                                  |                                                                                  |                                                     |
| 14      | Other Co-operatives                                    | Upto 2005-06<br>2006-07<br>Total |      |               |                          | 53,50,91<br>2,46,28<br>55,97,19 |                                                                  | 1,03,96                                                                          | (Dividend: Rs.1,02,98,590)                          |
| 15      | Others                                                 | Upto 1998-99                     |      |               |                          | 27,65                           |                                                                  |                                                                                  |                                                     |
|         | <b>TOTAL (IV) CO-OPERATIVE SOCIETIES AND BANKS</b>     |                                  |      |               |                          | <b>3,38,74,73</b>               |                                                                  | <b>1,86,50</b>                                                                   | (Dividend: Rs.1,86,50,404) #                        |
|         | <b>GRAND TOTAL</b>                                     |                                  |      |               |                          | <b>186,98,36,64</b>             |                                                                  | <b>19,53,85</b>                                                                  | Dividend: Rs.19,48,00,802<br>Interest: Rs. 5,83,750 |

(K) Details for columns 4 to 6 are not available with the Department.

(#) The year to which the dividend relates has not been communicated.

**STATEMENT NO.15 - STATEMENT SHOWING CAPITAL AND OTHER EXPENDITURE  
(OTHER THAN ON REVENUE ACCOUNT) TO END OF 2006-07 AND THE PRINCIPAL SOURCES  
FROM WHICH FUNDS WERE PROVIDED FOR THAT EXPENDITURE.**

| Heads                                                                           | On 1 <sup>st</sup> April | During the year | On 31 <sup>st</sup> March |
|---------------------------------------------------------------------------------|--------------------------|-----------------|---------------------------|
|                                                                                 | 2006                     | 2006-07         | 2007                      |
|                                                                                 | (In crores of rupees)    |                 |                           |
| (1)                                                                             | (2)                      | (3)             | (4)                       |
| <b>CAPITAL AND OTHER EXPENDITURE</b>                                            |                          |                 |                           |
| <b>Capital Expenditure</b>                                                      |                          |                 |                           |
| (i) General Services                                                            | 11,76.52 (\$)            | 3,20.94         | 14,97.46                  |
| (ii) Social Services                                                            | 42,68.33                 | 12,92.63        | 55,60.96                  |
| (iii) Economic Services                                                         |                          |                 |                           |
| (a) Agriculture and Allied Activities                                           | 4,03.87                  | 33.14           | 4,37.01                   |
| (b) Rural Development                                                           | 36.68                    | 1,76.34         | 2,13.02                   |
| (d) Irrigation and Flood Control                                                | 2,26,77.50               | 41,15.74        | 2,67,93.24                |
| (e) Energy                                                                      | 11,80.49                 | 4,30.47         | 16,10.96                  |
| (f) Industry and Minerals                                                       | 8,50.42                  | 63.71           | 9,14.13                   |
| (g) Transport                                                                   | 50,04.77                 | 18,23.50        | 68,28.27                  |
| (j) General Economic Services                                                   | 3,62.90                  | 2,86.10         | 6,49.00                   |
| <b>Total Capital Expenditure</b>                                                | <b>3,59,61.48 (\$)</b>   | <b>85,42.57</b> | <b>4,45,04.05</b>         |
| <b>LOANS AND ADVANCES -</b>                                                     |                          |                 |                           |
| <b>Loans and Advances for Various Services</b>                                  |                          |                 |                           |
| (ii) Social Services                                                            |                          |                 |                           |
| (a) Education, Sports, Art and Culture                                          | 15.95                    | (-) 0.08        | 15.87                     |
| (b) Health and Family Welfare                                                   | 7.28                     | 3.66            | 10.94                     |
| (c) Water Supply, Sanitation, Housing and<br>Urban Development                  | 27,30.02                 | 3,15.80         | 30,45.82                  |
| (d) Information and Broadcasting                                                | 0.75                     | ...             | 0.75                      |
| (e) Welfare of Scheduled Castes, Scheduled Tribes<br>and Other Backward Classes | 6.32                     | ...             | 6.32                      |
| (g) Social Welfare and Nutrition                                                | 6.98                     | ...             | 6.98                      |
| (h) Other Social Services                                                       | 0.47                     | ...             | 0.47                      |
| <b>Total Social Services</b>                                                    | <b>27,67.77</b>          | <b>3,19.38</b>  | <b>30,87.15</b>           |

(\$)

Increased proforma by Rs.1.64 crore representing the debit of Rs.1,63,94,329 on Capital Outlay on Public Works, transferred by the State Government of Maharashtra consequent on the allocation of expenditure between the States of Maharashtra, Karnataka and Gujarat due to reorganisation of States in 1956.

**STATEMENT NO.15 - STATEMENT SHOWING CAPITAL AND OTHER EXPENDITURE  
(OTHER THAN ON REVENUE ACCOUNT) TO END OF 2006-07 AND THE PRINCIPAL SOURCES FROM  
WHICH FUNDS WERE PROVIDED FOR THAT EXPENDITURE – contd.**

| <i>Heads</i>                                                                | <i>On 1<sup>st</sup> April<br/>2006</i> | <i>During the year<br/>2006-07</i> | <i>On 31<sup>st</sup> March<br/>2007</i> |
|-----------------------------------------------------------------------------|-----------------------------------------|------------------------------------|------------------------------------------|
| (1)                                                                         | (2)                                     | (3)                                | (4)                                      |
|                                                                             | <i>(In crores of rupees)</i>            |                                    |                                          |
| <b>CAPITAL AND OTHER EXPENDITURE -<br/>concl.</b>                           |                                         |                                    |                                          |
| <b>LOANS AND ADVANCES – concl.</b>                                          |                                         |                                    |                                          |
| <b>(iii) Economic Services -</b>                                            |                                         |                                    |                                          |
| (a) Agriculture and Allied Activities                                       | 3,69.92                                 | 7.35                               | 3,77.27                                  |
| (b) Rural Development                                                       | 6.72                                    | ...                                | 6.72                                     |
| (c) Special Areas Programme                                                 | 0.13                                    | ...                                | 0.13                                     |
| (d) Irrigation and Flood Control                                            | 9.72                                    | ...                                | 9.72                                     |
| (e) Energy                                                                  | 12,48.70                                | (-) 1.86                           | 12,46.84                                 |
| (f) Industry and Minerals                                                   | 14,43.51                                | 28.58                              | 14,72.09                                 |
| (g) Transport                                                               | 22.55                                   | (-) 0.05                           | 22.50                                    |
| (j) General Economic Services                                               | 23.77                                   | (-) 0.04                           | 23.73                                    |
| <b>Total Economic Services</b>                                              | <b>31,25.02</b>                         | <b>33.98</b>                       | <b>31,59.00</b>                          |
| <b>(iv) Loans to Government Servants etc.</b>                               | <b>(-) 5.29</b>                         | <b>(-) 4.61</b>                    | <b>(-) 9.90</b>                          |
| <b>(v) Miscellaneous Loans</b>                                              | <b>56.07</b>                            | <b>(-) 38.22</b>                   | <b>17.85</b>                             |
| <b>Total Loans and Advances</b>                                             | <b>59,43.57</b>                         | <b>3,10.53</b>                     | <b>62,54.10</b>                          |
| <b>Total Capital and Other Expenditure</b>                                  | <b>4,19,05.05 (\$)</b>                  | <b>88,53.10</b>                    | <b>5,07,58.15</b>                        |
| <b>Deduct -</b>                                                             |                                         |                                    |                                          |
| (i) Contribution from Contingency Fund for Capital<br>and Other Expenditure | ...                                     | 13.28                              | 13.28                                    |
| (ii) Contribution from Miscellaneous Capital<br>Receipts                    | 1.66                                    | ...                                | 1.66                                     |
| (iii) Contribution from Development Funds,<br>Reserve Funds etc.            | 29,41.83                                | 11,88.24                           | 41,30.07                                 |
| <b>Net Capital and Other Expenditure</b>                                    | <b>3,89,61.56 (\$)</b>                  | <b>76,51.58</b>                    | <b>4,66,13.14 (X)</b>                    |

(\$) See footnote at page 262.

(X) Refer note at page 265.

**STATEMENT NO.15 - STATEMENT SHOWING CAPITAL AND OTHER EXPENDITURE  
(OTHER THAN ON REVENUE ACCOUNT) TO END OF 2006-07 AND THE PRINCIPAL SOURCES FROM  
WHICH FUNDS WERE PROVIDED FOR THAT EXPENDITURE – contd.**

| <i>Heads</i>                               | <i>On 1st April<br/>2006</i> | <i>During the year<br/>2006-07</i> | <i>On 31st March<br/>2007</i> |
|--------------------------------------------|------------------------------|------------------------------------|-------------------------------|
| (1)                                        | (2)                          | (3)                                | (4)                           |
|                                            | <i>(In Crores of rupees)</i> |                                    |                               |
| <b>PRINCIPAL SOURCES OF FUNDS</b>          |                              |                                    |                               |
| <b>Revenue Surplus</b>                     |                              | <b>41,51.51</b>                    |                               |
| <b>Debt -</b>                              |                              |                                    |                               |
| Internal Debt of the State Government      | 3,07,66.71                   | 18,79.15                           | 3,26,45.86                    |
| Loans and Advances from Central Government | 92,82.22                     | (-) 82.58                          | 91,99.64                      |
| Small Savings, Provident Funds etc.        | 71,25.55                     | 6,59.38                            | 77,84.93                      |
| <b>Total Debt</b>                          | <b>4,71,74.48</b>            | <b>24,55.95</b>                    | <b>4,96,30.43</b>             |
| <b>Other Receipts</b>                      |                              |                                    |                               |
| Contingency Fund                           | 80.00                        | (-) 13.28                          | 66.72                         |
| Deposits and Advances                      | 24,44.30                     | 18,05.12                           | 42,49.42                      |
| Suspense and Miscellaneous                 | 14,63.30                     | 1,89.08                            | 16,52.38                      |
| Remittances                                | 4.15                         | 5,13.50                            | 5,17.65                       |
| <b>Total Other Receipts</b>                | <b>39,91.75</b>              | <b>24,94.42</b>                    | <b>64,86.17</b>               |
| <b>Total Debt and Other Receipts</b>       | <b>5,11,66.23</b>            | <b>49,50.37</b>                    | <b>5,61,16.60</b>             |
| <b>Deduct -</b>                            |                              |                                    |                               |
| (i) Cash Balance                           | 52.16                        | 1,79.73                            | 2,31.89                       |
| (ii) Investments                           | 45,49.32                     | 13,17.65                           | 58,66.97                      |
| (iii) Revenue Deficit                      |                              | ...                                |                               |
| <b>Add -</b>                               |                              |                                    |                               |
| Amount closed to Government Account        |                              | 47.08                              |                               |
| <b>Net Provision of Funds</b>              | <b>4,65,64.75</b>            | <b>76,51.58</b>                    | <b>5,00,17.74 (Y)</b>         |

(Y) Refer note at page 265.



**STATEMENT NO.15 - STATEMENT SHOWING CAPITAL AND OTHER EXPENDITURE  
(OTHER THAN ON REVENUE ACCOUNT) TO END OF 2006-07 AND THE PRINCIPAL SOURCES FROM  
WHICH FUNDS WERE PROVIDED FOR THAT EXPENDITURE - conclud.**

**Note:-** The difference between the Net Capital and Other Expenditure (X) and the Net Provision of Funds (Y) i.e., Rs. (-) 34,04,60,20 thousand to the end of 2006-07 is explained below.

| <i>Details</i>                                                                                                                                             | <i>Amount</i><br><i>(In thousands of rupees)</i> |
|------------------------------------------------------------------------------------------------------------------------------------------------------------|--------------------------------------------------|
| Net Balances available to end of 1950-51                                                                                                                   | 4,30,73                                          |
| Balances transferred to Miscellaneous Government Account -                                                                                                 |                                                  |
| a) Sinking Fund on Maturity of Loans from 1962-63 to 2006-07                                                                                               | 9,75,92,83                                       |
| b) Write-off of balances under Special sanctions etc. from 1951-52 to 2006-07                                                                              | 6,05,64                                          |
| c) Write-off of amount classified under 'Sinking Fund - Other Appropriations'                                                                              | 4,90,12,80                                       |
| Net effect of transfer of balances of Capital and Other Expenditure consequent on Reorganisation of States (allocation of balance) from 1954-55 to 2006-07 | (-) 17,58,98                                     |
| Proforma correction of balances consequent on formation of Mysore State Electricity Board 1962-63                                                          | 15,98                                            |
| Proforma correction of balances consequent on transfer of Kolar Gold Mining Undertakings to Central Government 1964-65                                     | 58,20                                            |
| Cumulative balance of Revenue Surplus (+) / Revenue Deficit (-) from 1951-52 to 2006-07                                                                    | (-) 48,13,75,28                                  |
| Proforma correction of balances to rectify the wrong accounting / adjustments in the accounts of earlier years from 1951-52 to 2006-07                     | 45,11,66                                         |
| Inter State Settlement                                                                                                                                     | (-) 15,53,78                                     |
| Appropriation to Contingency Fund                                                                                                                          | (-) 80,00,00                                     |
| <b>TOTAL</b>                                                                                                                                               | <b>(-) 34,04,60,20</b>                           |



SECTION B  
DEBT, CONTINGENCY FUND AND  
PUBLIC ACCOUNT



**STATEMENT NO.16 - DETAILED STATEMENT OF RECEIPTS, DISBURSEMENTS AND  
BALANCES UNDER HEADS OF ACCOUNT RELATING TO DEBT, CONTINGENCY FUND AND  
PUBLIC ACCOUNT**

| <i>Head of Account</i>                                     | <i>Opening Balance</i>  | <i>Receipts</i>    | <i>Disbursements</i> | <i>Closing Balance</i>  |
|------------------------------------------------------------|-------------------------|--------------------|----------------------|-------------------------|
| (1)                                                        | (2)                     | (3)                | (4)                  | (5)                     |
| <i>(In thousands of rupees)</i>                            |                         |                    |                      |                         |
| <b>PART - I - CONSOLIDATED FUND</b>                        |                         |                    |                      |                         |
| <b>Receipt Heads</b><br><b>(Revenue Account) - (f)</b>     |                         | 375,86,94,08       |                      |                         |
|                                                            |                         | (z)                |                      |                         |
| <b>Expenditure Heads</b><br><b>(Revenue Account) - (g)</b> |                         |                    | 334,35,42,66         |                         |
|                                                            |                         |                    | (z)                  |                         |
| <b>Receipt Heads</b><br><b>(Capital Account) - (f)</b>     |                         |                    |                      |                         |
| <b>Expenditure Heads</b><br><b>(Capital Account) - (g)</b> |                         |                    | 85,42,57,22          |                         |
|                                                            |                         |                    | (z)                  |                         |
| <b>E Public Debt - (h)</b>                                 |                         |                    |                      |                         |
| 6003 Internal Debt of the<br>State Government              | Cr. 307,66,71,61        | 28,91,48,40        | 10,12,34,07          | Cr. 326,45,85,94        |
| 6004 Loans and Advances<br>from the Central<br>Government  | Cr. 92,82,21,81         | 6,54,45,50         | 7,37,03,04           | Cr. 91,99,64,27         |
| <b>Total E. Public Debt</b>                                | <b>Cr. 400,48,93,42</b> | <b>35,45,93,90</b> | <b>17,49,37,11</b>   | <b>Cr. 418,45,50,21</b> |
| <b>F Loans and Advances (i)</b>                            |                         |                    |                      |                         |
| 6075 Loans for Miscellaneous<br>General Services           | Cr. 4                   |                    |                      | Cr. 4<br>(m)            |
| 6202 Loans for Education,<br>Sports, Art and Culture       | Dr. 15,94,77            | 8,26               |                      | Dr. 15,86,51            |
| 6210 Loans for Medical and<br>Public Health                | Dr. 5,75,95             |                    | 3,58,77              | Dr. 9,34,72             |
| 6211 Loans for Family<br>Welfare                           | Dr. 1,51,85             | 2,84               | 10,43                | Dr. 1,59,44             |
| 6215 Loans for Water Supply<br>and Sanitation              | Dr. 16,06,40,72         | 7                  | 93,00,00             | Dr. 16,99,40,65         |
| 6216 Loans for Housing                                     | Dr. 2,83,85,20          | 6,16,80            | 75,00,00             | Dr. 3,52,68,40          |
| 6217 Loans for Urban<br>Development                        | Dr. 8,39,76,19          | 17,96              | 1,54,14,52           | Dr. 9,93,72,75          |

(f) For detailed account, refer Statement No.11.

(g) For detailed account, refer Statement No.12.

(h) For detailed account, refer Statement No.17.

(i) For detailed account, refer Statement No.18.

(m) Reasons for adverse balance are under examination.

(z) Closed to Government Account.

**STATEMENT NO.16 - DETAILED STATEMENT OF RECEIPTS, DISBURSEMENTS AND BALANCES UNDER HEADS OF ACCOUNT RELATING TO DEBT, CONTINGENCY FUND AND PUBLIC ACCOUNT – contd.**

| <i>Head of Account</i>                                                                  | <i>Opening Balance</i> | <i>Receipts</i>                 | <i>Disbursements</i> | <i>Closing Balance</i> |
|-----------------------------------------------------------------------------------------|------------------------|---------------------------------|----------------------|------------------------|
| (1)                                                                                     | (2)                    | <i>(In thousands of rupees)</i> |                      | (5)                    |
| (1)                                                                                     | (2)                    | (3)                             | (4)                  | (5)                    |
| <b>PART - I - CONSOLIDATED FUND – contd.</b>                                            |                        |                                 |                      |                        |
| <b>F Loans and Advances - contd</b>                                                     |                        |                                 |                      |                        |
| 6220 Loans for Information and Publicity                                                | Dr. 75,44              |                                 |                      | Dr. 75,44              |
| 6225 Loans for Welfare of Scheduled Castes, Scheduled Tribes and other Backward Classes | Dr. 6,32,40            |                                 |                      | Dr. 6,32,40            |
| 6235 Loans for Social Security and Welfare                                              | Dr. 5,42,75 (&)        | 1                               |                      | Dr. 5,42,75            |
| 6245 Loans for Relief on account of Natural Calamities                                  | Dr. 1,55,21 (&)        |                                 |                      | Dr. 1,55,21            |
| 6250 Loans for other Social Services                                                    | Dr. 46,85              | 5                               |                      | Dr. 46,85              |
| 6401 Loans for Crop Husbandry                                                           | Dr. 50,16,44           | (-) 8<br>(d)                    |                      | Dr. 50,16,52           |
| 6402 Loans for Soil and Water Conservation                                              | Dr. 1,08,51,73         | 9,04                            |                      | Dr. 1,08,42,69         |
| 6403 Loans for Animal Husbandry                                                         | Dr. 13,90              |                                 |                      | Dr. 13,90              |
| 6404 Loans for Dairy Development                                                        | Dr. 13,03,45           |                                 |                      | Dr. 13,03,45           |
| 6405 Loans for Fisheries                                                                | Dr. 4,03,51            | 28,99                           | 4,00                 | Dr. 3,78,50            |
| 6406 Loans for Forestry and Wild life                                                   | Dr. 15,17,59           |                                 | 4,14                 | Dr. 15,21,73           |
| 6408 Loans for Food, Storage and Warehousing                                            | Dr. 36,28,79           |                                 |                      | Dr. 36,28,79           |
| 6416 Loans to Agricultural Financial Institutions                                       | Dr. 43,32,35           |                                 | 5,93,06              | Dr. 49,25,41           |
| 6425 Loans for Cooperation                                                              | Dr. 99,26,30           | 2,11,46                         | 3,82,66              | Dr. 1,00,97,52         |
| 6435 Loans for Other Agricultural Programmes                                            | Cr. 2,02               |                                 |                      | Cr. 2,02<br>(m)        |
| 6501 Loans for Special Programmes for Rural Development                                 | Dr. 5                  |                                 |                      | Dr. 5                  |
| 6505 Loans for Rural Employment                                                         | Cr. 3                  |                                 |                      | Cr. 3<br>(m)           |

(m) Reasons for adverse balance are under examination.

(&) Differs from the Closing Balance of previous year by 1, due to rounding.

(d) Minus figure due to rectification of misclassification during previous years.

STATEMENT NO.16 - DETAILED STATEMENT OF RECEIPTS, DISBURSEMENTS AND BALANCES UNDER HEADS OF ACCOUNT RELATING TO DEBT, CONTINGENCY FUND AND PUBLIC ACCOUNT – contd.

| <i>Head of Account</i>                                         | <i>Opening Balance</i> | <i>Receipts</i>    | <i>Disbursements</i> | <i>Closing Balance</i> |
|----------------------------------------------------------------|------------------------|--------------------|----------------------|------------------------|
| (1)                                                            | (2)                    | (3)                | (4)                  | (5)                    |
| <i>(In thousands of rupees)</i>                                |                        |                    |                      |                        |
| <b>PART - I - CONSOLIDATED FUND – contd.</b>                   |                        |                    |                      |                        |
| <b>F Loans and Advances - contd</b>                            |                        |                    |                      |                        |
| 6506 Loans for Land Reforms                                    | Cr. 14                 |                    |                      | Cr. 14<br>(m)          |
| 6515 Loans for other Rural Development Programmes              | Dr. 6,71,67            | 18                 |                      | Dr. 6,71,49            |
| 6551 Loans for Hill Areas                                      | Dr. 12,93              |                    |                      | Dr. 12,93              |
| 6701 Loans for Major and Medium Irrigation                     | Cr. 59                 |                    |                      | Cr. 59<br>(m)          |
| 6702 Loans for Minor Irrigation                                | Dr. 6,31,35            |                    |                      | Dr. 6,31,35            |
| 6705 Loans for Command Area Development                        | Dr. 3,41,21            |                    |                      | Dr. 3,41,21            |
| 6801 Loans for Power Projects                                  | Dr. 12,48,70,47        | 1,86,00            |                      | Dr. 12,46,84,47        |
| 6851 Loans for Village and Small Industries                    | Dr. 87,68,35           | 67,34              | 2,88,25              | Dr. 89,89,26           |
| 6852 Loans for Iron and Steel Industries                       | Dr. 3,70,69,44         |                    | 2,58,88              | Dr. 3,73,28,32         |
| 6853 Loans for Non-ferrous Mining and Metallurgical Industries | Dr. 23,77,78           | 6,07,40            |                      | Dr. 17,70,38           |
| 6855 Loans for Fertilizer Industries                           | Dr. 10,49,00           |                    |                      | Dr. 10,49,00           |
| 6857 Loans for Chemical and Pharmaceutical Industries          | Dr. 15,64,25           |                    |                      | Dr. 15,64,25           |
| 6858 Loans for Engineering Industries                          | Dr. 1,88,77,29         | 9,85               |                      | Dr. 1,88,67,44         |
| 6859 Loans for Telecommunication and Electronic Industries     | Dr. 13,25,05           |                    |                      | Dr. 13,25,05           |
| 6860 Loans for Consumer Industries                             | Dr. 6,30,23,23         | (-) 4,55,55<br>(d) | 12,51,33<br>(e)      | Dr. 6,47,30,11         |
| 6875 Loans for other Industries                                | Dr. 6,21,34            | 32,58              |                      | Dr. 5,88,76            |

(m) Reasons for adverse balance are under examination.

(d) Minus figure due to rectification of misclassification during previous years.

(e) Excludes Rs.13,27,77 thousand debited to the Contingency Fund during 2006-07 through book adjustment per contra credit to the Major Head '0040 Taxes on Sales, Trade etc.' and remained un-recouped before the close of the year.

**STATEMENT NO.16 - DETAILED STATEMENT OF RECEIPTS, DISBURSEMENTS AND BALANCES UNDER HEADS OF ACCOUNT RELATING TO DEBT, CONTINGENCY FUND AND PUBLIC ACCOUNT – contd.**

| <i>Head of Account</i>                                    | <i>Opening Balance</i>  | <i>Receipts</i>     | <i>Disbursements</i> | <i>Closing Balance</i>  |
|-----------------------------------------------------------|-------------------------|---------------------|----------------------|-------------------------|
| (1)                                                       | (2)                     | (3)                 | (4)                  | (5)                     |
| <i>(In thousands of rupees)</i>                           |                         |                     |                      |                         |
| <b>PART - I - CONSOLIDATED FUND – conclud.</b>            |                         |                     |                      |                         |
| <b>F. Loans and Advances - conclud.</b>                   |                         |                     |                      |                         |
| 6885 Other Loans to Industries and Minerals               | Dr. 96,75,20            | 6,24                |                      | Dr. 96,68,96            |
| 7051 Loans for Ports and Light Houses                     | Dr. 13,34               |                     |                      | Dr. 13,34               |
| 7052 Loans for Shipping                                   | Dr. 2,52,00             |                     |                      | Dr. 2,52,00             |
| 7055 Loans for Road Transport                             | Dr. 5,20,00             | 5,00                |                      | Dr. 5,15,00             |
| 7075 Loans for Other Transport Services                   | Dr. 14,70,00            |                     |                      | Dr. 14,70,00            |
| 7452 Loans for Tourism                                    | Dr. 1,23,71             |                     |                      | Dr. 1,23,71             |
| 7465 Loans for General Financial and Trading Institutions | Dr. 20,94,00            |                     |                      | Dr. 20,94,00            |
| 7475 Loans for Other General Economic Services            | Dr. 1,59,17             | 4,11                |                      | Dr. 1,55,06             |
| 7610 Loans to Government Servants etc.                    | Cr. 5,29,23             | 6,48,57             | 1,88,29              | Cr. 9,89,51<br>(m)      |
| 7615 Miscellaneous Loans                                  | Dr. 56,07,15            | 39,90,32            | 1,68,38              | Dr. 17,85,21            |
| <b>Total F. Loans and Advances</b>                        | <b>Dr. 59,43,57,32</b>  | <b>59,97,44</b>     | <b>3,57,22,71</b>    | <b>Dr. 62,40,82,59</b>  |
| <b>TOTAL PART I - CONSOLIDATED FUND</b>                   | <b>Cr. 341,05,36,10</b> | <b>36,05,91,34</b>  | <b>21,06,59,82</b>   | <b>Cr. 356,04,67,62</b> |
|                                                           |                         | <b>375,86,94,08</b> | <b>419,77,99,88</b>  |                         |
|                                                           |                         | <b>(z)</b>          | <b>(z)</b>           |                         |

(m) Reasons for adverse balance are under examination.

(z) Closed to Government Account.



**STATEMENT NO.16 - DETAILED STATEMENT OF RECEIPTS, DISBURSEMENTS AND BALANCES UNDER HEADS OF ACCOUNT RELATING TO DEBT, CONTINGENCY FUND AND PUBLIC ACCOUNT - contd.**

| <i>Head of Account</i>                   | <i>Opening Balance</i> | <i>Receipts</i>                 | <i>Disbursements</i> | <i>Closing Balance</i> |
|------------------------------------------|------------------------|---------------------------------|----------------------|------------------------|
| (1)                                      | (2)                    | <i>(In thousands of rupees)</i> |                      | (5)                    |
| (1)                                      | (2)                    | (3)                             | (4)                  | (5)                    |
| <b>PART - II - CONTINGENCY FUND</b>      |                        |                                 |                      |                        |
| <b>8000 Contingency Fund</b>             |                        |                                 |                      |                        |
| Appropriation from the Consolidated Fund | Cr. 80,00,00           |                                 |                      | Cr. 80,00,00           |
| Loans for Consumer Industries            | ...                    | ...                             | 13,27,77             | Dr. 13,27,77           |
| <b>Total 8000 Contingency Fund</b>       | <b>Cr. 80,00,00</b>    |                                 | <b>13,27,77</b>      | <b>Cr. 66,72,23</b>    |
| <b>TOTAL PART II - CONTINGENCY FUND</b>  | <b>Cr. 80,00,00</b>    |                                 | <b>13,27,77</b>      | <b>Cr. 66,72,23</b>    |

During the year 2006-07 the following Revenue / Capital Expenditure was initially met out of advances from the Contingency Fund for the reasons stated in the sanctions and later transferred to the respective functional heads in the Consolidated Fund.

| <i>Major Heads</i>                                      | <i>Amount</i>                   |
|---------------------------------------------------------|---------------------------------|
|                                                         | <i>(In thousands of rupees)</i> |
| 2014 Administration of Justice                          | 6,81,74                         |
| 2045 Other Taxes and Duties on Commodities and Services | 53,14                           |
| 2052 Secretariat - General Services                     | 47,36                           |
| 2217 Urban Development                                  | 2,00,00                         |
| 2401 Crop Husbandry                                     | 62,52                           |
| 2405 Fisheries                                          | 3,00,00                         |
| 2425 Co-operation                                       | 14,06,00                        |
| 2801 Power                                              | 70,00                           |
| 3456 Civil Supplies                                     | 37,80                           |
| 4216 Capital Outlay on Water Supply and Sanitation      | 20,00,00                        |
| 4405 Capital Outlay on Fisheries                        | 4,12,29                         |
| 6851 Loans for Village and Small Industries             | 2,40,00                         |
| 6875 Loans for Other Industries                         | 5,00,00                         |
| <b>Total</b>                                            | <b>60,10,85</b>                 |

**STATEMENT NO.16 - DETAILED STATEMENT OF RECEIPTS, DISBURSEMENTS AND BALANCES UNDER HEADS OF ACCOUNT RELATING TO DEBT, CONTINGENCY FUND AND PUBLIC ACCOUNT - contd.**

| <i>Head of Account</i>                                                              | <i>Opening Balance</i> | <i>Receipts</i>    | <i>Disbursements</i> | <i>Closing Balance</i> |
|-------------------------------------------------------------------------------------|------------------------|--------------------|----------------------|------------------------|
| (1)                                                                                 | (2)                    | (3)                | (4)                  | (5)                    |
| <b>PART - III - PUBLIC ACCOUNT</b>                                                  |                        |                    |                      |                        |
| <b>I Small Savings, Provident Funds etc. (y)</b>                                    |                        |                    |                      |                        |
| <b>(b) State Provident Funds</b>                                                    |                        |                    |                      |                        |
| 8009 State Provident Funds                                                          | Cr. 36,25,27,06        | 9,16,40,61         | 5,66,89,65           | Cr. 39,74,78,02<br>(A) |
| <b>Total (b) State Provident Funds</b>                                              | <b>Cr. 36,25,27,06</b> | <b>9,16,40,61</b>  | <b>5,66,89,65</b>    | <b>Cr. 39,74,78,02</b> |
| <b>(c) Other Accounts</b>                                                           |                        |                    |                      |                        |
| 8010 Trusts and Endowments                                                          | Cr. 1,00,65            |                    |                      | Cr. 1,00,65            |
| 8011 Insurance and Pension Funds                                                    | Cr. 34,99,61,29        | 8,31,63,34         | 5,21,74,38           | Cr. 38,09,50,25<br>(A) |
| <b>Total (c) Other Accounts</b>                                                     | <b>Cr. 35,00,61,94</b> | <b>8,31,63,34</b>  | <b>5,21,74,38</b>    | <b>Cr. 38,10,50,90</b> |
| <b>(d) Other Savings Schemes</b>                                                    |                        |                    |                      |                        |
| 8031 Other Savings Deposits                                                         | Dr. 33,73              | 3,06               | 5,45                 | Dr. 36,12<br>(m)       |
| 8032 Other Savings Certificates                                                     | Cr. 3                  |                    |                      | Cr. 3                  |
| <b>Total (d) Other Savings Schemes</b>                                              | <b>Dr. 33,70</b>       | <b>3,06</b>        | <b>5,45</b>          | <b>Dr. 36,09</b>       |
| <b>Total I. Small Savings, Provident Funds etc.</b>                                 | <b>Cr. 71,25,55,30</b> | <b>17,48,07,01</b> | <b>10,88,69,48</b>   | <b>Cr. 77,84,92,83</b> |
| <b>J. Reserve Funds</b>                                                             |                        |                    |                      |                        |
| <b>(a) Reserve Funds bearing Interest</b>                                           |                        |                    |                      |                        |
| <b>8115 Depreciation / Renewal Reserve Funds</b>                                    |                        |                    |                      |                        |
| 103 Depreciation Reserve Funds - Government Commercial Departments and Undertakings | Cr. 10,87,71           | 4,21               | 5,60                 | Cr. 10,86,32           |
| <b>Total (a) Reserve Funds bearing Interest</b>                                     | <b>Cr. 10,87,71</b>    | <b>4,21</b>        | <b>5,60</b>          | <b>Cr. 10,86,32</b>    |

(y) A detailed account is given in Statement No. 17.

(A) Refer Paragraph 2 of explanatory notes to Statement No. 8.

(m) Reasons for adverse balance are under examination.

**STATEMENT NO.16 - DETAILED STATEMENT OF RECEIPTS, DISBURSEMENTS AND BALANCES UNDER HEADS OF ACCOUNT RELATING TO DEBT, CONTINGENCY FUND AND PUBLIC ACCOUNT – contd.**

| <i>Head of Account</i>                                     | <i>Opening Balance</i> | <i>Receipts</i>                 | <i>Disbursements</i> | <i>Closing Balance</i> |                 |                 |
|------------------------------------------------------------|------------------------|---------------------------------|----------------------|------------------------|-----------------|-----------------|
| (1)                                                        | (2)                    | (3)                             | (4)                  | (5)                    |                 |                 |
|                                                            |                        | <i>(In thousands of rupees)</i> |                      |                        |                 |                 |
| <b>PART - III – PUBLIC ACCOUNT – contd.</b>                |                        |                                 |                      |                        |                 |                 |
| <b>J. Reserve Funds – contd.</b>                           |                        |                                 |                      |                        |                 |                 |
| <b>(b) Reserve Funds not bearing Interest</b>              |                        |                                 |                      |                        |                 |                 |
| <b>8222 Sinking Funds</b>                                  |                        |                                 |                      |                        |                 |                 |
| <i>01 Appropriation for reduction or avoidance of debt</i> |                        |                                 |                      |                        |                 |                 |
| 101 Sinking Funds                                          | Cr.                    | 3,87,79,76                      | 5,84                 | 47,07,75               | Cr. 3,40,77,85  |                 |
| <i>02 Sinking Fund Investment Account</i>                  |                        |                                 |                      |                        |                 |                 |
| 101 Sinking Fund- Investment Account                       | Dr.                    | 1,92,61                         | 1,78,29              |                        | Dr. 14,32       |                 |
| <b>Total 8222</b>                                          |                        |                                 |                      |                        |                 |                 |
| <b>Gross</b>                                               |                        | Cr.                             | 3,87,79,76           | 5,84                   | 47,07,75        | Cr. 3,40,77,85  |
| <b>Investments</b>                                         |                        | Dr.                             | 1,92,61              | 1,78,29                | Dr. 14,32       |                 |
| <b>8229 Development and Welfare Funds</b>                  |                        |                                 |                      |                        |                 |                 |
| 104 Development Funds for Animal Husbandry Purposes        | Cr.                    | 20                              |                      |                        | Cr. 20          |                 |
| <i>106 Industrial Development Funds-</i>                   |                        |                                 |                      |                        |                 |                 |
| 01 Industrial Research and Development Fund                | Cr.                    | 26,39                           |                      |                        | Cr. 26,39       |                 |
| 02 Investment Account                                      | Dr.                    | 1,09                            |                      |                        | Dr. 1,09        |                 |
| 109 Co-operative Development Funds                         | Dr.                    | 2,96,16                         |                      | 25,00                  | Dr. 3,21,16     |                 |
|                                                            |                        |                                 |                      |                        | (m)             |                 |
|                                                            | Dr.                    | 48,32                           |                      |                        | Dr. 48,32       |                 |
| 123 Consumer Welfare Fund                                  |                        | ...                             | 1,92,75              | 37,80                  | Cr. 1,54,95     |                 |
| 200 Other Development and Welfare Funds                    | Cr.                    | 26,65,60,86                     | 8,67,95,72           | 18,72,84               | Cr. 35,14,83,74 |                 |
|                                                            |                        |                                 | (\$)                 | (#)                    | (A)             |                 |
|                                                            | Dr.                    | 3,42,55,00                      |                      |                        | Dr. 3,42,55,00  |                 |
| <b>Total 8229</b>                                          |                        | Cr.                             | 26,62,91,29          | 8,69,88,47             | 19,35,64        | Cr. 35,13,44,12 |
| <b>Investments</b>                                         |                        | Dr.                             | 3,43,04,41           |                        | Dr. 3,43,04,41  |                 |

(A) Refer Paragraph 2 of explanatory notes to Statement No. 8.

(m) Reasons for adverse balance are under examination.

(\$) Includes the amount transferred from Consolidated Fund to Infrastructure Initiative Fund (Rs.5,45,59,00 thousand) B M R T L Fund (Rs.2,68,00,00 thousand), Rural Road development Fund (Rs.1,43,58,00 thousand), Karnataka Forest Development Fund (Rs.10,25,83 thousand), Protected Area Management Fund (Rs.3,44,81 thousand) and Karnataka Silk Worm Seed Cocoon and Silk Yarn Development Price Stabilisation Fund (Rs.19,15,08 thousand).

(#) Includes the expenditure met out of Karnataka Forest Development Fund (Rs.13,28,69 thousand), Protected Area Management Fund (Rs.1,95,00 thousand) and Karnataka Silk Worm Seed Cocoon and Silk Yarn Development Price Stabilisation Fund (Rs.3,49,15 thousand).

**STATEMENT NO.16 - DETAILED STATEMENT OF RECEIPTS, DISBURSEMENTS AND BALANCES UNDER HEADS OF ACCOUNT RELATING TO DEBT, CONTINGENCY FUND AND PUBLIC ACCOUNT - contd.**

| <i>Head of Account</i>                                     | <i>Opening Balance</i> | <i>Receipts</i>    | <i>Disbursements</i> | <i>Closing Balance</i> |
|------------------------------------------------------------|------------------------|--------------------|----------------------|------------------------|
| (1)                                                        | (2)                    | (3)                | (4)                  | (5)                    |
| <i>(In thousands of rupees)</i>                            |                        |                    |                      |                        |
| <b>PART - III - PUBLIC ACCOUNT - contd.</b>                |                        |                    |                      |                        |
| <b>J. Reserve Funds - concld.</b>                          |                        |                    |                      |                        |
| <b>(b) Reserve Funds not bearing Interest - concld.</b>    |                        |                    |                      |                        |
| <b>8235 General and Other Reserve Funds</b>                |                        |                    |                      |                        |
| 103 Religious and Charitable Endowment Funds               | Cr. 4,67,81            | 31,20              |                      | Cr. 4,99,01            |
| 111 Calamity Relief Fund                                   | Dr. 1,26,43,75         | 5,29,05,00         | 4,01,61,25           | Cr. 1,00,00            |
|                                                            |                        | (n)                |                      |                        |
| 200 Other Funds                                            | Cr. 2,00,00            | 2,57,00,00         |                      | Cr. 259,00,00          |
|                                                            |                        | (#)                |                      | (\$)                   |
| <b>Total 8235</b>                                          | <b>Dr. 1,19,75,94</b>  | <b>7,86,36,20</b>  | <b>4,01,61,25</b>    | <b>Cr. 2,64,99,01</b>  |
| <b>Total (b) Reserve Funds not bearing Interest- Gross</b> | <b>Cr. 29,30,95,11</b> | <b>16,56,30,51</b> | <b>4,68,04,64</b>    | <b>Cr. 41,19,20,98</b> |
| <b>Investments</b>                                         | <b>Dr. 3,44,97,02</b>  | <b>1,78,29</b>     |                      | <b>Dr. 3,43,18,73</b>  |
| <b>Total J. Reserve Funds</b>                              |                        |                    |                      |                        |
| <b>Gross</b>                                               | <b>Cr. 29,41,82,82</b> | <b>16,56,34,72</b> | <b>4,68,10,24</b>    | <b>Cr. 41,30,07,30</b> |
| <b>Investments</b>                                         | <b>Dr. 3,44,97,02</b>  | <b>1,78,29</b>     |                      | <b>Dr. 3,43,18,73</b>  |
| <b>K. Deposits and Advances</b>                            |                        |                    |                      |                        |
| <b>(a) Deposits bearing Interest</b>                       |                        |                    |                      |                        |
| <b>8338 Deposits of Local Funds</b>                        |                        |                    |                      |                        |
| 102 Deposits of State Transport Corporations               | Dr. 37                 |                    |                      | Dr. 37                 |
|                                                            |                        |                    |                      | (m)                    |
| 104 Deposits of other Autonomous Bodies                    | Dr. 3,24               | 4                  |                      | Dr. 3,20               |
|                                                            |                        |                    |                      | (m)                    |
| <b>Total 8338</b>                                          | <b>Dr. 3,61</b>        | <b>4</b>           |                      | <b>Dr. 3,57</b>        |
| <b>8342 Other Deposits</b>                                 |                        |                    |                      |                        |
| 120 Miscellaneous Deposits                                 | Cr. 3,55,36,36         | 4,04,52,79         | 3,61,74,16           | Cr. 3,98,14,99         |
| <b>Total (a) Deposits bearing Interest</b>                 | <b>Cr. 3,55,32,75</b>  | <b>4,04,52,83</b>  | <b>3,61,74,16</b>    | <b>Cr. 3,98,11,42</b>  |

(n) Includes Rs.1,58,15,00 thousand which was recovered in November 2005 and refunded in June 2006.

(#) Represents the amount transferred from Consolidated Fund to Fiscal Management Fund.

(\$) Includes Rs.1,00,00 thousand being the balance in the Guarantee Reserve Fund.

(m) Reasons for adverse balance are under examination.

**STATEMENT NO.16 - DETAILED STATEMENT OF RECEIPTS, DISBURSEMENTS AND BALANCES UNDER HEADS OF ACCOUNT RELATING TO DEBT, CONTINGENCY FUND AND PUBLIC ACCOUNT – contd.**

| <i>Head of Account</i>                                                                |     | <i>Opening Balance</i> | <i>Receipts</i> | <i>Disbursements</i> | <i>Closing Balance</i> |
|---------------------------------------------------------------------------------------|-----|------------------------|-----------------|----------------------|------------------------|
| (1)                                                                                   |     | (2)                    | (3)             | (4)                  | (5)                    |
| <i>(In thousands of rupees)</i>                                                       |     |                        |                 |                      |                        |
| <b>PART - III – PUBLIC ACCOUNT – contd.</b>                                           |     |                        |                 |                      |                        |
| <b>K. Deposits and Advances - contd.</b>                                              |     |                        |                 |                      |                        |
| <i>(b) Deposits not bearing Interest</i>                                              |     |                        |                 |                      |                        |
| <b>8443 Civil Deposits</b>                                                            |     |                        |                 |                      |                        |
| 101 Revenue Deposits                                                                  | Cr. | 46,42,28               | 76,47,29        | 71,60,40             | Cr. 51,29,17<br>(A)    |
| 103 Security Deposits                                                                 | Cr. | 1,24,33,32             | 2,75,83,06      | 2,55,45,87           | Cr. 1,44,70,51<br>(A)  |
| 104 Civil Courts Deposits                                                             | Cr. | 2,70,13,59 (&)         | 7,77,74,33      | 6,93,56,50           | Cr. 3,54,31,42         |
| 105 Criminal Courts Deposits                                                          | Cr. | 16,75,77               | 10,79,76        | 8,78,81              | Cr. 18,76,72           |
| 106 Personal Deposits                                                                 | Cr. | 5,02,62,58             | 16,15,12,75     | 13,62,82,09          | Cr. 7,54,93,24<br>(A)  |
| 107 Trust Interest Funds                                                              | Dr. | 1,05,27                | 38              |                      | Dr. 1,04,89<br>(m)     |
| 108 Public Works Deposits                                                             | Cr. | 2,54,06,19             | 55,36,07        | 32,16,83             | Cr. 2,77,25,43<br>(A)  |
| 109 Forest Deposits                                                                   | Cr. | 46,10,06               | 29,47,01        | 28,94,98             | Cr. 46,62,09<br>(A)    |
| 111 Other Departmental Deposits                                                       | Cr. | 1,56,01                | 86,37           | 35,11                | Cr. 2,07,27<br>(A)     |
| 113 Deposits for purchases etc., abroad                                               | Dr. | 55,79                  |                 |                      | Dr. 55,79<br>(m)       |
| 115 Deposits received by Government Commercial Undertakings                           | Dr. | 17,36                  | 7,09            | 4,83                 | Dr. 15,10<br>(m)       |
| 116 Deposits under various Central and State Acts                                     | Cr. | 1,91,70                | 5,68,22         | 5,81,13              | Cr. 1,78,79<br>(A)     |
| 117 Deposits for work done for Public bodies or private individuals                   | Cr. | 1,15,72,50             | 1,88,10,86      | 1,51,86,85           | Cr. 1,51,96,51<br>(A)  |
| 118 Deposits of fees received by Government servants for work done for private bodies | Cr. | 9,32                   | (-) 4,86<br>(d) |                      | Cr. 4,46               |
| 121 Deposits in Connection with Elections                                             | Cr. | 15,96                  |                 |                      | Cr. 15,96              |
| 123 Deposits of Educational Institutions                                              | Cr. | 8,24,43                | 2,58,96         | 1,62,73              | Cr. 9,20,66<br>(A)     |

(A) Refer paragraph 2 of explanatory notes to Statement No. 8.

(&) Differs from the Closing Balance of previous year by 1, due to rounding.

(m) Reasons for adverse balance are under examination.

(d) Minus figure due to rectification of misclassification during previous years.

**STATEMENT NO.16 - DETAILED STATEMENT OF RECEIPTS, DISBURSEMENTS AND BALANCES UNDER HEADS OF ACCOUNT RELATING TO DEBT, CONTINGENCY FUND AND PUBLIC ACCOUNT – contd.**

| <i>Head of Account</i>                            | <i>Opening Balance</i> | <i>Receipts</i>    | <i>Disbursements</i> | <i>Closing Balance</i> |
|---------------------------------------------------|------------------------|--------------------|----------------------|------------------------|
| (1)                                               | (2)                    | (3)                | (4)                  | (5)                    |
| <i>(In thousands of rupees)</i>                   |                        |                    |                      |                        |
| <b>PART - III – PUBLIC ACCOUNT – contd.</b>       |                        |                    |                      |                        |
| <b>K. Deposits and Advances – contd.</b>          |                        |                    |                      |                        |
| <b>(b) Deposits not bearing Interest – contd.</b> |                        |                    |                      |                        |
| <b>8443 Civil Deposits – conclud.</b>             |                        |                    |                      |                        |
| 124 Unclaimed Deposits in the G.P. Fund           | Cr. 5,27 (&)           |                    |                      | Cr. 5,27               |
| 125 Unclaimed Savings Bank Deposits               | Cr. 1,61,16            | (-) 16 (d)         |                      | Cr. 1,61,00            |
| 126 Unclaimed Deposits in Other Provident Funds   | Cr. 7,41               |                    |                      | Cr. 7,41               |
| 800 Other Deposits                                | Dr. 96,64              | 3,65,79            | 2,96,72              | Dr. 27,57 (m)          |
| <b>Total 8443</b>                                 | <b>Cr. 13,87,12,49</b> | <b>30,41,72,92</b> | <b>26,16,02,85</b>   | <b>Cr. 18,12,82,56</b> |
| <b>8448 Deposits of Local Funds</b>               |                        |                    |                      |                        |
| 101 District Funds                                | Cr. 1,42,77            | 5                  |                      | Cr. 1,42,82            |
| 102 Municipal Funds                               | Cr. 20,23,78           | 21,31,85,62        | 15,69,33,35          | Cr. 5,82,76,05 (A)     |
| 108 State Housing Boards Funds                    | Cr. 15                 |                    |                      | Cr. 15                 |
| 109 Panchayat Bodies Funds                        | Cr. 1,79,23,92         | 68,98,88,19        | 63,72,17,15 (f)      | Cr. 7,05,94,96 (A)     |
| 110 Education Funds                               | Cr. 5,67               |                    |                      | Cr. 5,67               |
| 111 Medical and Charitable Funds                  | Cr. 2,19,15            | 3,40,99            | 3,66,73              | Cr. 1,93,41            |
| 112 Port and Marine Funds                         | Cr. 75                 | 1,67               | 1,21                 | Cr. 1,21               |
| 120 Other Funds                                   | Cr. 6,78,56            | 17,40,02           | 13,95,63             | Cr. 10,22,95           |
| <b>Total 8448</b>                                 | <b>Cr. 2,09,94,75</b>  | <b>90,51,56,54</b> | <b>79,59,14,07</b>   | <b>Cr. 13,02,37,22</b> |

(&) Differs from the Closing Balance of previous year by 1, due to rounding.

(d) Minus figure due to rectification of misclassification during previous years.

(m) Reasons for adverse balance are under examination.

(A) Refer paragraph 2 of explanatory notes to Statement No. 8.

(f) Includes Rs.2,99,36,39 thousand transferred to revenue receipt head 'Other Rural Development Programmes'. Refer footnote (e) at page 83.

STATEMENT NO.16 - DETAILED STATEMENT OF RECEIPTS, DISBURSEMENTS AND BALANCES UNDER HEADS OF ACCOUNT RELATING TO DEBT, CONTINGENCY FUND AND PUBLIC ACCOUNT - contd.

| <i>Head of Account</i>                              |                                           | <i>Opening Balance</i> |                            | <i>Receipts</i>     | <i>Disbursements</i> | <i>Closing Balance</i>   |
|-----------------------------------------------------|-------------------------------------------|------------------------|----------------------------|---------------------|----------------------|--------------------------|
| (1)                                                 |                                           | (2)                    |                            | (3)                 | (4)                  | (5)                      |
| <i>(In thousands of rupees)</i>                     |                                           |                        |                            |                     |                      |                          |
| <b>PART - III - PUBLIC ACCOUNT - contd.</b>         |                                           |                        |                            |                     |                      |                          |
| <b>K. Deposits and Advances - conclud.</b>          |                                           |                        |                            |                     |                      |                          |
| <b>(b) Deposits not bearing Interest - conclud.</b> |                                           |                        |                            |                     |                      |                          |
| <b>8449 Other Deposits</b>                          |                                           |                        |                            |                     |                      |                          |
| 103                                                 | Subventions from Central Road Fund        | Dr.                    | 15,79,97 (&)               | 1,38,90,70          | 1,27,22,87           | Dr. 4,12,14 (m)          |
| 120                                                 | Miscellaneous Deposits Investment Account | Cr.<br>Dr.             | 5,28,12,87<br>85 (&)       | 63,92,93,15         | 61,65,38,22          | Cr. 7,55,67,80<br>Dr. 85 |
| <b>Total 8449</b>                                   |                                           | <b>Gross Cr.</b>       | <b>5,12,32,90 (&amp;)</b>  | <b>65,31,83,85</b>  | <b>62,92,61,09</b>   | <b>Cr. 7,51,55,66</b>    |
|                                                     |                                           | <b>Investments Dr.</b> | <b>85 (&amp;)</b>          |                     |                      | <b>Dr. 85</b>            |
| <b>Total (b) Deposits not bearing Interest-</b>     |                                           | <b>Gross Cr.</b>       | <b>21,09,40,14 (&amp;)</b> | <b>186,25,13,31</b> | <b>168,67,78,01</b>  | <b>Cr. 38,66,75,44</b>   |
|                                                     |                                           | <b>Investment Dr.</b>  | <b>85 (&amp;)</b>          |                     |                      | <b>Dr. 85</b>            |
| <b>(c) Advances</b>                                 |                                           |                        |                            |                     |                      |                          |
| <b>8550 Civil Advances</b>                          |                                           |                        |                            |                     |                      |                          |
| 101                                                 | Forest Advances                           | Dr.                    | 16,49,13                   | 43,23,66            | 38,32,28             | Dr. 11,57,75 (A)         |
| 102                                                 | Revenue Advances                          | Dr.                    | 24                         |                     |                      | Dr. 24                   |
| 103                                                 | Other Departmental Advances               | Dr.                    | 48,98                      |                     |                      | Dr. 48,98                |
| 104                                                 | Other Advances                            | Dr.                    | 3,44,49                    | 6,37                |                      | Dr. 3,38,12              |
| <b>Total 8550 / Total (c) Advances</b>              |                                           | <b>Dr.</b>             | <b>20,42,84</b>            | <b>43,30,03</b>     | <b>38,32,28</b>      | <b>Dr. 15,45,09</b>      |
| <b>Total K. Deposits and Advances</b>               |                                           | <b>Gross Cr.</b>       | <b>24,44,30,05 (&amp;)</b> | <b>190,72,96,17</b> | <b>172,67,84,45</b>  | <b>Cr. 42,49,41,77</b>   |
|                                                     |                                           | <b>Investment Dr.</b>  | <b>85 (&amp;)</b>          |                     |                      | <b>Dr. 85</b>            |
| <b>L Suspense and Miscellaneous</b>                 |                                           |                        |                            |                     |                      |                          |
| <b>(b) Suspense</b>                                 |                                           |                        |                            |                     |                      |                          |
| <b>8658 Suspense Accounts</b>                       |                                           |                        |                            |                     |                      |                          |
| 101                                                 | Pay and Accounts Office - Suspense        | Dr.                    | 36,85,16                   | 14,65,21            | 18,02,94             | Dr. 40,22,89             |
| 102                                                 | Suspense Account (Civil)                  | Dr.                    | 46,32,10                   | 10,12,92            | (-) 20,80,32         | Dr. 15,38,86             |
| 107                                                 | Cash settlement Suspense Account          | Dr.                    | 16,65,68                   | 49,41               | 1,62,74              | Dr. 17,79,01 (A)         |

(&) Differs from the Closing Balance of previous year by 1, due to rounding.

(m) Reasons for adverse balance are under examination.

(A) Refer paragraph 2 of explanatory notes to Statement No. 8.

**STATEMENT NO.16 - DETAILED STATEMENT OF RECEIPTS, DISBURSEMENTS AND BALANCES UNDER HEADS OF ACCOUNT RELATING TO DEBT, CONTINGENCY FUND AND PUBLIC ACCOUNT – contd.**

| <i>Head of Account</i>                                                                               | <i>Opening Balance</i> | <i>Receipts</i>                 | <i>Disbursements</i> | <i>Closing Balance</i> |
|------------------------------------------------------------------------------------------------------|------------------------|---------------------------------|----------------------|------------------------|
| (1)                                                                                                  | (2)                    | (3)                             | (4)                  | (5)                    |
|                                                                                                      |                        | <i>(In thousands of rupees)</i> |                      |                        |
| <b>PART - III – PUBLIC ACCOUNT – contd.</b>                                                          |                        |                                 |                      |                        |
| <b>L Suspense and Miscellaneous – contd.</b>                                                         |                        |                                 |                      |                        |
| <b>(b) Suspense – conclud.</b>                                                                       |                        |                                 |                      |                        |
| <b>8658 Suspense Accounts – conclud.</b>                                                             |                        |                                 |                      |                        |
| 109 Reserve Bank Suspense-Headquarters                                                               | Cr. 49,84              | (-) 1,44                        | (-) 1,01             | Cr. 49,41              |
| 110 Reserve Bank Suspense-Central Accounts Office                                                    | Dr. 39,15,16           | 69,06,51                        | 12,27,96             | Cr. 17,63,39           |
| 111 Departmental adjusting account                                                                   | Dr. 3                  |                                 | (-) 3                | ...                    |
| 112 Tax Deducted at Source (TDS) Suspense                                                            | Cr. 1,61,32,08         | (-) 41,43,94                    | 94,97,26             | Cr. 24,90,88           |
| 113 Provident Fund Suspense                                                                          | Dr. 1,60               |                                 | 11                   | Dr. 1,71               |
| 117 Transactions on behalf of the Reserve Bank                                                       | Dr. 10,56              | 2                               | (-) 3,05             | Dr. 7,49               |
| 120 Additional Dearness Allowance Deposit Suspense Account (old)                                     | Dr. 1                  |                                 |                      | Dr. 1                  |
| 123 A.I.S Officers' Group Insurance Scheme                                                           | Dr. 9,71               | 6,76                            | 7,18                 | Dr. 10,13              |
| 129 Material Purchase settlement suspense Account                                                    | Cr. 5,64,33            | (-) 99,24                       | 31,98                | Cr. 4,33,11            |
| 134 Cash Settlement between Accountant General Jammu and Kashmir and other State Accountants General | Dr. 9,98               | 9,58                            | 16,69                | Dr. 17,09              |
| <b>Total 8658 / Total (b) Suspense</b>                                                               | <b>Cr. 28,16,26</b>    | <b>52,05,79</b>                 | <b>1,06,62,45</b>    | <b>Dr. 26,40,40</b>    |



**STATEMENT NO.16 - DETAILED STATEMENT OF RECEIPTS, DISBURSEMENTS AND BALANCES UNDER HEADS OF ACCOUNT RELATING TO DEBT, CONTINGENCY FUND AND PUBLIC ACCOUNT - contd.**

| <i>Head of Account</i>                                          | <i>Opening Balance</i> | <i>Receipts</i>     | <i>Disbursements</i> | <i>Closing Balance</i> |
|-----------------------------------------------------------------|------------------------|---------------------|----------------------|------------------------|
| (1)                                                             | (2)                    | (3)                 | (4)                  | (5)                    |
| <i>(In thousands of rupees)</i>                                 |                        |                     |                      |                        |
| <b>PART - III - PUBLIC ACCOUNT - contd.</b>                     |                        |                     |                      |                        |
| <b>L Suspense and Miscellaneous - contd.</b>                    |                        |                     |                      |                        |
| <b>(c) Other Accounts</b>                                       |                        |                     |                      |                        |
| <b>8670 Cheques and Bills</b>                                   |                        |                     |                      |                        |
| 103 Departmental Cheques                                        | Dr. 9,04,45 (&)        | 57,34,27            | 58,60,08             | Dr. 10,30,26           |
| 104 Treasury Cheques                                            | Cr. 14,55,40,10 (&)    | 206,15,53,12        | 203,69,85,90         | Cr. 17,01,07,32        |
| 105 I.R.L.A. Cheques                                            | Dr. 22,47              |                     |                      | Dr. 22,47 (m)          |
| <b>Total 8670</b>                                               | <b>Cr. 14,46,13,18</b> | <b>206,72,87,39</b> | <b>204,28,45,98</b>  | <b>Cr. 16,90,54,59</b> |
| <b>8671 Departmental Balances</b>                               |                        |                     |                      |                        |
| 101 Civil                                                       | Dr. 3,60,11            | 37,21,52            | 37,96,79             | Dr. 4,35,38            |
| <b>Total 8671</b>                                               | <b>Dr. 3,60,11</b>     | <b>37,21,52</b>     | <b>37,96,79</b>      | <b>Dr. 4,35,38</b>     |
| <b>8672 Permanent Cash Imprest</b>                              |                        |                     |                      |                        |
| 101 Civil                                                       | Dr. 1,56,31            |                     | 61                   | Dr. 1,56,92            |
| <b>Total 8672</b>                                               | <b>Dr. 1,56,31</b>     |                     | <b>61</b>            | <b>Dr. 1,56,92</b>     |
| <b>8673 Cash Balance Investment Account</b>                     |                        |                     |                      |                        |
| 101 Cash Balance Investment Account                             | Dr. 42,04,33,67        | 920,92,43,54        | 934,11,87,11         | Dr. 55,23,77,24        |
| <b>Total 8673</b>                                               | <b>Dr. 42,04,33,67</b> | <b>920,92,43,54</b> | <b>934,11,87,11</b>  | <b>Dr. 55,23,77,24</b> |
| <b>8674 Security Deposits made by Government</b>                |                        |                     |                      |                        |
| 101 Security Deposits made by Government                        | Dr. 5,83,11            |                     |                      | Dr. 5,83,11            |
| <b>Total 8674</b>                                               | <b>Dr. 5,83,11</b>     |                     |                      | <b>Dr. 5,83,11</b>     |
| <b>Total (c) Other Accounts -</b>                               |                        |                     |                      |                        |
| <i>Investments</i>                                              | <b>Dr. 42,04,33,67</b> | <b>920,92,43,54</b> | <b>934,11,87,11</b>  | <b>Dr. 55,23,77,24</b> |
| <i>Other Items</i>                                              | <b>Cr. 14,35,13,65</b> | <b>207,10,08,91</b> | <b>204,66,43,38</b>  | <b>Cr. 16,78,79,18</b> |
| <b>(d) Accounts with Governments of Foreign Countries</b>       |                        |                     |                      |                        |
| <b>8679 Accounts with Governments of Other Countries</b>        |                        |                     |                      |                        |
| Burma                                                           | Cr. 1,41               |                     | 81                   | Cr. 60                 |
| Pakistan                                                        | Dr. 1,52               |                     |                      | Dr. 1,52               |
| Sri Lanka                                                       | Dr. 2                  |                     | 21                   | Dr. 23                 |
| <b>Total 8679</b>                                               | <b>Dr. 13</b>          |                     | <b>1,02</b>          | <b>Dr. 1,15</b>        |
| <b>Total (d) Accounts with Governments of Foreign Countries</b> |                        |                     |                      |                        |
|                                                                 | <b>Dr. 13</b>          |                     | <b>1,02</b>          | <b>Dr. 1,15</b>        |

(&) Differs from the Closing Balance of previous year by 1, due to rounding.

(m) Reasons for adverse balance are under examination.

**STATEMENT NO.16 - DETAILED STATEMENT OF RECEIPTS, DISBURSEMENTS AND BALANCES UNDER HEADS OF ACCOUNT RELATING TO DEBT, CONTINGENCY FUND AND PUBLIC ACCOUNT – contd.**

| <i>Head of Account</i>                              | <i>Opening Balance</i>                                                                                   | <i>Receipts</i>        | <i>Disbursements</i> | <i>Closing Balance</i> |                       |
|-----------------------------------------------------|----------------------------------------------------------------------------------------------------------|------------------------|----------------------|------------------------|-----------------------|
| (1)                                                 | (2)                                                                                                      | (3)                    | (4)                  | (5)                    |                       |
| <i>(In thousands of rupees)</i>                     |                                                                                                          |                        |                      |                        |                       |
| <b>PART - III – PUBLIC ACCOUNT – contd.</b>         |                                                                                                          |                        |                      |                        |                       |
| <b>L Suspense and Miscellaneous – conclud.</b>      |                                                                                                          |                        |                      |                        |                       |
| <i>(e) Miscellaneous</i>                            |                                                                                                          |                        |                      |                        |                       |
| <b>8680</b>                                         | <b>Miscellaneous</b>                                                                                     |                        |                      |                        |                       |
|                                                     | <b>Government Accounts</b>                                                                               |                        |                      |                        |                       |
| 101                                                 | Ledger Balance Adjustment Account                                                                        | 47,07,75<br>(z)        |                      |                        |                       |
| 102                                                 | Writes-off from Heads of Account closing to balance                                                      | (-) 2<br>(z)           | (-) 15<br>(z)        |                        |                       |
| <b>Total 8680 / Total (e) Miscellaneous</b>         |                                                                                                          | <b>47,07,73</b><br>(z) | <b>(-) 15</b><br>(z) |                        |                       |
| <b>Total L. Suspense and Miscellaneous</b>          |                                                                                                          |                        |                      |                        |                       |
|                                                     | Investments                                                                                              | Dr. 42,04,33,67        | 920,92,43,54         | 934,11,87,11           | Dr. 55,23,77,24       |
|                                                     | Other Items                                                                                              | Cr. 14,63,29,78        | 207,62,14,70         | 205,73,06,85           | Cr. 16,52,37,63       |
|                                                     |                                                                                                          |                        | 47,07,73<br>(z)      | (-) 15<br>(z)          |                       |
| <b>M Remittances</b>                                |                                                                                                          |                        |                      |                        |                       |
| <i>(a) Money Orders and other Remittances</i>       |                                                                                                          |                        |                      |                        |                       |
| <b>8782</b>                                         | <b>Cash Remittances and adjustments between officers rendering accounts to the same Accounts Officer</b> |                        |                      |                        |                       |
| 101                                                 | Cash Remittances between Treasuries and Currency Chests                                                  | Cr. 40,97              | 1,92,44              | 1,92,94                | Cr. 40,47<br>(n)      |
| 102                                                 | Public Works Remittances                                                                                 | Cr. 9,11,66            | 35,76,75,77          | 30,43,68,10            | Cr. 5,42,19,33<br>(A) |
| 103                                                 | Forest Remittances                                                                                       | Cr. 12,19,94           | 2,01,83,33           | 2,25,62,39             | Dr. 11,59,12          |
| 104                                                 | Remittances of Government Commercial Undertakings.                                                       | Dr. 9,52,87            | 11,72,07             | 11,96,15               | Dr. 9,76,95           |
| 105                                                 | Reserve Bank of India Remittances                                                                        | Dr. 1,19,96            | (-) 1,08,87          | 5,00                   | Dr. 2,33,83           |
| 110                                                 | Miscellaneous Remittances                                                                                | Dr. 40,90              |                      |                        | Dr. 40,90             |
| <b>Total 8782</b>                                   |                                                                                                          | <b>Cr. 10,58,84</b>    | <b>37,91,14,74</b>   | <b>32,83,24,58</b>     | <b>Cr. 5,18,49,00</b> |
| <b>Total (a) Money Orders and other Remittances</b> |                                                                                                          | <b>Cr. 10,58,84</b>    | <b>37,91,14,74</b>   | <b>32,83,24,58</b>     | <b>Cr. 5,18,49,00</b> |

(A) Refer paragraph 2 of explanatory notes to Statement No. 8.

(z) Closed to Government Account.

(n) Reasons are under examination.

**STATEMENT NO.16 - DETAILED STATEMENT OF RECEIPTS, DISBURSEMENTS AND BALANCES UNDER HEADS OF ACCOUNT RELATING TO DEBT, CONTINGENCY FUND AND PUBLIC ACCOUNT - conclud.**

| <i>Head of Account</i>                                | <i>Opening Balance</i> | <i>Receipts</i>                 | <i>Disbursements</i>   | <i>Closing Balance</i> |
|-------------------------------------------------------|------------------------|---------------------------------|------------------------|------------------------|
| (1)                                                   | (2)                    | <i>(In thousands of rupees)</i> |                        | (5)                    |
| (1)                                                   | (2)                    | (3)                             | (4)                    | (5)                    |
| <b>PART - III - PUBLIC ACCOUNT - conclud.</b>         |                        |                                 |                        |                        |
| <b>M Remittances - conclud.</b>                       |                        |                                 |                        |                        |
| <b>(b) Inter Government Adjustment Accounts</b>       |                        |                                 |                        |                        |
| <b>8793 Inter State Suspense Account</b>              | Dr. 6,44,40            | (-) 49,76                       | (-) 6,10,11            | Dr. 84,05              |
| <b>Total (b) Inter Government Adjustment Accounts</b> | Dr. 6,44,40            | (-) 49,76                       | (-) 6,10,11            | Dr. 84,05              |
| <b>Total M. Remittances</b>                           | Cr. 4,14,44            | 37,90,64,98                     | 32,77,14,47            | Cr. 5,17,64,95         |
| <b>TOTAL PART III - PUBLIC ACCOUNT</b>                | Cr. 94,29,80,85        | 1391,24,39,41                   | 1360,86,72,60          | Cr. 124,67,47,66       |
|                                                       |                        | 47,07,73<br>(z)                 | (-) 15<br>(z)          |                        |
| <b>TOTAL RECEIPTS / DISBURSEMENTS</b>                 |                        | 1803,64,32,56                   | 1801,84,59,92          |                        |
| <br>                                                  |                        |                                 |                        |                        |
| <b>N Cash Balance</b>                                 |                        | <i>Opening Balance</i>          | <i>Closing Balance</i> |                        |
| <b>8999 Cash Balance</b>                              |                        |                                 |                        |                        |
| 101 Cash in Treasuries                                |                        | 1,17,63                         | ...                    |                        |
| 102 Deposits with Reserve Bank                        |                        | 50,89,91                        | 2,31,87,23 (q)         |                        |
| 104 Remittances in Transit - Local                    |                        | 8,05                            | 1,00                   |                        |
| <b>Total Cash Balance</b>                             |                        | 52,15,59                        | 2,31,88,23             |                        |
| <b>GRAND TOTAL RECEIPTS / DISBURSEMENTS</b>           |                        | 1804,16,48,15                   | 1804,16,48,15          |                        |

(q) There is a difference of Rs.1,16,42,78 thousand (Cr.) between the figures reflected in the accounts [Rs.2,31,87,23 thousand (Dr.)] and that intimated by Reserve Bank of India [Rs.1,15,44,45 thousand (Cr.)]. The difference to the extent of Rs.94,36,96 thousand (Cr.) has since been reconciled and adjusted. The remaining difference of Rs.22,05,82 thousand (Cr.) is under reconciliation (July 2007).

(z) Closed to Government Account.

~~~~~

**STATEMENT NO.17 - DETAILED STATEMENT OF DEBT AND OTHER INTEREST BEARING OBLIGATIONS OF GOVERNMENT**

<i>Description of Loan</i>	<i>Balance on 1st April 2006</i>	<i>Additions during the year</i>	<i>Discharges during the year</i>	<i>Balance on 31st March 2007</i>
		<i>(In thousands of rupees)</i>		
(1)	(2)	(3)	(4)	(5)
<b>E Public Debt</b>				
<b>6003 Internal Debt of the State Government (*)</b>				
101 Market Loans				
(a) Market Loans bearing interest	119,33,45,99	...	2,32,46,62	117,00,41,20 (a)
(b) Market Loans not bearing interest	1,53,87		6,88	2,05,16 (a)
(c) Market Loans Suspense	...			...
103 Loans from Life Insurance Corporation of India	7,12,94,19		34,67,27	6,78,26,92
104 Loans from General Insurance Corporation of India	71,73,68		6,03,97	65,69,71
105 Loans from the National Bank for Agricultural and Rural Development	6,37,50,17	2,89,32,59	31,33,37	8,95,49,39
107 Loans from the State Bank of India and other Banks	22,60			22,60
108 Loans from National Co-operative Development Corporation	31,16,39	9,39,81	42,13,61	(-) 1,57,41 (m)
109 Loans from other Institutions	5,50,97,97		5,50,95,40	2,57
110 Ways and Means Advances from the Reserve Bank of India		...	...	
111 Special Securities issued to National Small Savings Fund of the Central Government	168,27,16,75	25,92,76,00	1,14,66,95	193,05,25,80
<b>TOTAL 6003</b>	<b>307,66,71,61</b>	<b>28,91,48,40</b>	<b>10,12,34,07</b>	<b>326,45,85,94</b>

(\*) Details of individual loans/ bonds included under the minor heads below the major heads 6003 and 6004 are furnished in the Annexure to this Statement.

(a) Rs.58,17 thousand being the balance of loan which matured during the year is transferred proforma from 'Market loans bearing Interest' to 'Market loans not bearing Interest'.

(m) Reasons for minus balances are under examination.

**STATEMENT NO.17 - DETAILED STATEMENT OF DEBT AND OTHER INTEREST BEARING  
OBLIGATIONS OF GOVERNMENT - contd.**

<i>Description of Loan</i>	<i>Balance on 1st April 2006</i>	<i>Additions during the year</i>	<i>Discharges during the year</i>	<i>Balance on 31st March 2007</i>
		<i>(In thousands of rupees)</i>		
(1)	(2)	(3)	(4)	(5)
<b>E Public Debt - conclud.</b>				
<b>6004 Loans and Advances from the Central Government (*)</b>				
01 Non-Plan Loans	1,18,40,82	64,35	6,68,70	1,12,36,47
02 Loans for State/Union Territory Plan Schemes	89,60,12,48	6,43,38,30	7,16,66,07	88,86,84,71
03 Loans for Central Plan Schemes	40,22,77		3,69,69	36,53,08
04 Loans for Centrally Sponsored Plan Schemes	1,63,38,83	10,42,85	9,98,58	1,63,83,10
07 Pre-1984-85 Loans	6,91			6,91
<b>TOTAL 6004</b>	<b>92,82,21,81</b>	<b>6,54,45,50</b>	<b>7,37,03,04</b>	<b>91,99,64,27</b>
<b>Total E. Public Debt</b>	<b>400,48,93,42</b>	<b>35,45,93,90</b>	<b>17,49,37,11</b>	<b>418,45,50,21</b>
<b>I Small Savings, Provident Fund etc.</b>				
<i>(b) State Provident Funds</i>				
<b>8009 State Provident Funds</b>				
01 Civil				
101 General Provident Funds	35,84,96,84 &	9,03,04,53	5,62,04,06	39,25,97,31
102 Contributory Provident Fund	(-) 7,93			(-) 7,93 (m)
104 All India Services Provident Fund	34,20,79 &	7,30,48	3,05,18	38,46,09
<b>Total 01 Civil</b>	<b>36,19,09,70</b>	<b>9,10,35,01</b>	<b>5,65,09,24</b>	<b>39,64,35,47</b>
60 Other Provident Funds				
101 Workmen's Contributory Provident Fund	(-) 88	2,27		1,39
103 Other Miscellaneous Provident Funds	6,18,24	6,03,33	1,80,41	10,41,16
<b>Total 60 Other Provident Funds</b>	<b>6,17,36</b>	<b>6,05,60</b>	<b>1,80,41</b>	<b>10,42,55</b>
<b>TOTAL 8009 / (b) State Provident Funds</b>	<b>36,25,27,06</b>	<b>9,16,40,61</b>	<b>5,66,89,65</b>	<b>39,74,78,02</b>

(\*) Details of individual loans/ bonds included under the minor heads below major heads 6003 and 6004 are furnished in the Annexure to this Statement.

(m) Reasons for minus balances are under examination.

(&) Differs from the closing balance of the previous year by 1, due to rounding.

**STATEMENT NO.17 - DETAILED STATEMENT OF DEBT AND OTHER INTEREST BEARING  
OBLIGATIONS OF GOVERNMENT - conclud.**

<i>Description of Loan</i>	<i>Balance on 1st April 2006</i>	<i>Additions during the year</i>	<i>Discharges during the year</i>	<i>Balance on 31st March 2007</i>
(1)	(2)	(3)	(4)	(5)
<i>(In thousands of rupees)</i>				
<b>I Small Savings, Provident Fund etc. - conclud.</b>				
<i>(c) Other Accounts</i>				
<b>8010 Trusts and Endowments</b>				
104 Endowments for Charitable and Educational Institutions	1,00,65	...	...	1,00,65
<b>TOTAL 8010</b>	<b>1,00,65</b>	<b>...</b>	<b>...</b>	<b>1,00,65</b>
<b>8011 Insurance and Pension Funds</b>				
102 Family Pension Funds	69,57,38	7,61,21	5,47,99	71,70,60
105 State Government Insurance Fund - Life Insurance Schemes	27,07,52,29	7,02,76,94	4,26,07,83	29,84,21,40
General Insurance Schemes	76,35,77	14,83,69	3,97,56	87,21,90
106 Other Insurance and pension Funds	(-) 89 (m)	1	89	(-) 1,77 (m)
107 State Government Employees' Group Insurance Scheme	6,46,16,74	1,06,41,49	86,20,11	6,66,38,12
<b>TOTAL 8011</b>	<b>34,99,61,29</b>	<b>8,31,63,34</b>	<b>5,21,74,38</b>	<b>38,09,50,25</b>
<b>Total (c) Other Accounts</b>	<b>35,00,61,94</b>	<b>8,31,63,34</b>	<b>5,21,74,38</b>	<b>38,10,50,90</b>
<i>(d) Other Savings Schemes</i>				
<b>8031 Other Savings Deposits</b>				
102 State Savings Bank Deposits - State Savings Bank Deposits	(-) 34,36 (m)	3,06	5,45	(-) 36,75 (m)
Fixed and Time Deposits	63			63
<b>Total 8031</b>	<b>(-) 33,73</b>	<b>3,06</b>	<b>5,45</b>	<b>(-) 36,12</b>
<b>8032 Other Savings Certificates</b>				
102 State Savings Certificates	3			3
<b>Total 8032</b>	<b>3</b>	<b>...</b>	<b>...</b>	<b>3</b>
<b>Total (d) Other Savings Schemes</b>	<b>(-) 33,70</b>	<b>3,06</b>	<b>5,45</b>	<b>(-) 36,09</b>
<b>Total I. Small Savings, Provident Fund etc.</b>	<b>71,25,55,30</b>	<b>17,48,07,01</b>	<b>10,88,69,48</b>	<b>77,84,92,83</b>
<b>TOTAL DEBT AND OTHER INTEREST BEARING OBLIGATIONS</b>	<b>471,74,48,72</b>	<b>52,94,00,91</b>	<b>28,38,06,59</b>	<b>496,30,43,04</b>

(m) Reasons for minus balances are under examination.

**ANNEXURE TO STATEMENT NO.17**

<i>Description of Loan</i>	<i>When raised</i>	<i>Balance on 1st April 2006</i>	<i>Additions during the year</i>	<i>Discharges during the year</i>	<i>Balance on 31st March 2007</i>
(1)	(2)	(3)	(4)	(5)	(6)
<i>(In thousands of rupees)</i>					
<b>E Public Debt</b>					
<b>6003 Internal Debt of the State Government</b>					
101 Market Loans					
(a) Market loans bearing Interest					
1. The 11.50 percent Karnataka State Development Loan 2008	1988	1,31,37,36			1,31,37,36
2. The 11.50 percent Karnataka State Development Loan 2009	1989	1,42,27,60			1,42,27,60
3. The 11.50 percent Karnataka State Development Loan 2010 (I & II Issue)	1990	1,37,18,30			1,37,18,30
4. The 11.50 percent Karnataka State Development Loan 2011	1991	59,14,00			59,14,00
5. The 12.00 percent Karnataka State Development Loan 2011 (I Issue)	1991	40,86,00			40,86,00
6. The 12.00 percent Karnataka State Development Loan 2011 (II Issue)	1991	57,95,00			57,95,00
7. The 13.00 percent Karnataka State Development Loan 2007 (I Issue)	1992	90,00,00			90,00,00
8. The 13.00 percent Karnataka State Development Loan 2007 (II Issue)	1992	44,44,00			44,44,00
9. The 13.00 percent Karnataka State Development Loan 2007 (III Issue)	1992	42,57,41			42,57,41
10. The 13.85 percent Karnataka State Development Loan 2006 (I Issue)	1996	86,84,00			
11. The 13.85 percent Karnataka State Development Loan 2006 (II Issue)	1996	1,25,00,00		2,11,54,00	(b)
12. The 13.75 percent Karnataka State Development Loan 2007	1997	21,20,79		20,92,62	(b)
13. The 12.30 percent Karnataka State Development Loan 2007	1997	84,97,20			84,97,20

(b) Refer footnote (a) at page 291.

## ANNEXURE TO STATEMENT NO.17 - contd.

<i>Description of Loan</i>	<i>When raised</i>	<i>Balance on 1st April 2006</i>	<i>Additions during the year</i>	<i>Discharges during the year</i>	<i>Balance on 31st March 2007</i>
(1)	(2)	(3)	<i>(In thousands of rupees)</i>		(6)
			(4)	(5)	
<b>E Public Debt - contd.</b>					
<b>6003 Internal Debt of the State Government - contd.</b>					
101 Market Loans - contd.					
(a) Market Loans bearing interest - contd.					
14. The 13.05 percent Karnataka State Development Loan 2007	1997	2,00,00,00			2,00,00,00
15. The 12.15 percent Karnataka State Development Loan 2008	1998	2,75,75,00			2,75,75,00
16. The 12.50 percent Karnataka State Development Loan 2008 (I Issue)	1998	1,26,70,00			1,26,70,00
17. The 12.50 percent Karnataka State Development Loan 2008 (II Issue)	1998	2,99,60,90			2,99,60,90
18. The 12.25 percent Karnataka State Development Loan 2009	1999	5,00,00,00			5,00,00,00
19. The 11.85 percent Karnataka State Development Loan 2009	1999	2,03,95,58			2,03,95,58
20. The 11.08 percent Karnataka Government Stock 2010	2000	2,00,00,00			2,00,00,00
21. The 11.57 percent Karnataka Government Stock 2010	2000	2,50,00,00			2,50,00,00
22. The 10.52 percent Karnataka State Development Loan 2010	2000	4,28,64,43			4,28,64,43
23. The 10.82 percent Karnataka State Development Loan 2011	2001	1,46,96,80			1,46,96,80
24. The 10.35 percent Karnataka State Development Loan 2011	2001	4,00,04,45			4,00,04,45
25. The 9.10 percent Karnataka Government Stock 2011	2001	3,15,00,00			3,15,00,00
26. The 8.30 percent Karnataka State Development Loan 2012	2002	2,59,41,32			2,59,41,32
27. The 7.80 percent Karnataka Government Stock 2012	2002	80,00,00			80,00,00
28. The 8.00 percent Karnataka State Development Loan 2012	2002	80,20,99			80,20,99
29. The 7.80 percent Karnataka State Development Loan 2012	2002	1,50,01,78			1,50,01,78
30. The 7.90 percent Karnataka Government Stock 2012	2002	2,00,00,00			2,00,00,00



**ANNEXURE TO STATEMENT NO.17 - contd.**

<i>Description of Loan</i>	<i>When raised</i>	<i>Balance on 1st April 2006</i>	<i>Additions during the year</i>	<i>Discharges during the year</i>	<i>Balance on 31st March 2007</i>
(1)	(2)	(3)	(4)	(5)	(6)
<i>(In thousands of rupees)</i>					
<b>E Public Debt - contd.</b>					
<b>6003 Internal Debt of the State Government - contd.</b>					
101 Market Loans - contd.					
(a) Market Loans bearing Interest - conclud.					
31. The 7.80 percent Karnataka State Development Loan 2012 II Issue	2002	3,00,04,38			3,00,04,38
32. The 6.80 percent Karnataka State Development Loan 2012	2002	3,52,24,26			3,52,24,26
33. The 6.95 percent Karnataka State Development Loan 2013	2003	4,56,78,67			4,56,78,67
34. The 6.75 percent Karnataka State Development Loan 2013	2003	1,51,47,45			1,51,47,45
35. The 6.40 percent Karnataka State Development Loan 2013	2003	5,62,45,57			5,62,45,57
36. The 6.35 percent Karnataka State Development Loan 2013 (I Issue)	2003	2,97,24,63			2,97,24,63
37. The 6.20 percent Karnataka State Development Loan 2013	2003	3,39,68,25			3,39,68,25
38. The 6.20 percent Karnataka State Development Loan 2015	2003	3,39,84,28			3,39,84,28
39. The 5.85 percent Karnataka State Development Loan 2015	2003	5,18,68,49			5,18,68,49
40. The 5.85 percent Karnataka State Development Loan 2015 (II Series)	2004	5,00,02,70			5,00,02,70
41. The 5.90 percent Karnataka State Development Loan 2017	2004	2,20,96,00			2,20,96,00
42. The 5.60 percent Karnataka State Development Loan 2014	2004	5,50,08,50			5,50,08,50
43. The 5.70 percent Karnataka State Development Loan 2014	2004	4,35,12,70			4,35,12,70
44. The 6.35 percent Karnataka State Development Loan 2013 (II issue)	2004	3,91,57,30			3,91,57,30
45. The 7.36 percent Karnataka State Development Loan 2014	2004	3,65,46,50			3,65,46,50
46. The 7.32 percent Karnataka State Development Loan 2014	2004	2,95,69,90			2,95,69,90
47. The 7.02 percent Karnataka State Development Loan 2015	2005	2,61,01,50			2,61,01,50
48. The 7.77 percent Karnataka State Development Loan 2015	2005	4,14,92,00			4,14,92,00
<b>Total 101 (a)</b>		<b>119,33,45,99</b>		<b>2,32,46,62</b>	<b>117,00,41,20 (b)</b>

(b) See footnote at page 291.

## ANNEXURE TO STATEMENT NO.17 - contd.

<i>Description of Loan</i>	<i>When raised</i>	<i>Balance on 1st April 2006</i>	<i>Additions during the year</i>	<i>Discharges during the year</i>	<i>Balance on 31st March 2007</i>
(1)	(2)	(3)	(4)	(5)	(6)
<b>E Public Debt - contd.</b>					
<b>6003 Internal Debt of the State</b>					
<b>Government-contd</b>					
101 Market Loans-contd.					
(b) Market Loans not bearing interest					
1	The 4.00 percent Conversion Loan 1953-63	1933	90		90
2	The 5.75 percent Mysore State Development Loan 1980	1968	4		4
3	The 5.75 percent Mysore State Development Loan 1984	1972	(-) 3,58	5	(-) 3,63 (m)
4	The 6.00 percent Karnataka State Development Loan 1984	1974	6,76		6,76
5	The 6.00 percent Karnataka State Development Loan 1986	1976	92		92
6	The 6.00 percent Karnataka State Development Loan 1987	1977	3,28		3,28
7	The 6.25 percent Karnataka State Development Loan 1988	1978	5,19		5,19
8	The 6.50 percent Karnataka State Development Loan 1989	1979	14		14
9	The 6.75 percent Karnataka State Development Loan 1992	1980	93		93
10	The 7.00 percent Karnataka State Development Loan 1993	1981	25		25
11	The 8.25 percent Karnataka State Development Loan 1995	1983	3		3
12	The 7.50 percent Karnataka State Development Loan 1997	1982	45,68		45,68
13	The 9.75 percent Karnataka State Development Loan 1998	1985	6,08		6,08
14	The 9.00 percent Karnataka State Development Loan 1999	1984	1,68		1,68

(m) Reasons for minus balances are under examination.

**ANNEXURE TO STATEMENT NO.17 - contd.**

<i>Description of Loan</i>	<i>When raised</i>	<i>Balance on 1st April 2006</i>	<i>Additions during the year</i>	<i>Discharges during the year</i>	<i>Balance on 31st March 2007</i>
(1)	(2)	(3)	(4)	(5)	(6)
<i>(In thousands of rupees)</i>					
<b>E Public Debt - contd.</b>					
<b>6003 Internal Debt of the State Government - contd</b>					
101 Market Loans - concld.					
(b) Market Loans not bearing interest - concld.					
15	The 11.00percent Karnataka State Development Loan 2001	1986	3,85		3,85
16	The 11.00 percent Karnataka State Development Loan 2002	1987	4,63	1,20	3,43
17	The 13.50 percent Karnataka State Development Loan 2003	1993	2,73		2,73
18	The 14.00 percent Karnataka State Development Loan 2005 (I and II Issue)	1995	74,36	5,63	68,73
19	The 13.85 percent Karnataka State Development Loan 2006 (I and II Issue)	1996			30,00 (a)
20	The 13.75 percent Karnataka State Development Loan 2007	1997			28,17 (a)
<b>Total 101(b)</b>			<b>1,53,87</b>	<b>6,88</b>	<b>2,05,16</b>
<b>Total 101</b>			<b>119,34,99,86</b>	<b>...</b>	<b>2,32,53,50</b>
					<b>117,02,46,36 (a)</b>

(a) Balance of loan amounting to Rs.58,17 thousand, which matured during the year is transferred proforma from 'Market Loans bearing Interest' to 'Market Loans not bearing Interest'.

## ANNEXURE TO STATEMENT NO.17 - contd.

<i>Description of Loan</i>	<i>Balance on 1st April 2006</i>	<i>Additions during the year</i>	<i>Discharges during the year</i>	<i>Balance on 31st March 2007</i>
(1)	(2)	(3)	(4)	(5)
<i>(In thousands of rupees)</i>				
<b>E Public Debt - contd.</b>				
<b>6003 Internal Debt of the State Government - conclud.</b>				
103	Loans from Life Insurance Corporation of India	7,12,94,19	34,67,27	6,78,26,92
104	Loans from General Insurance Corporation of India	71,73,68	6,03,97	65,69,71
105	Loans from the National Bank for Agricultural and Rural Development	6,37,50,17	2,89,32,59	31,33,37
107	Loans from the State Bank of India and other Banks	22,60		22,60
108	Loans from National Co-operative Development Corporation	31,16,39	9,39,81	42,13,61
109	Loans from other Institutions			
1	Indian Central Oil Seeds Committee	17		17
2	Khadi and Village Industries Commission	2,40		2,40
3	Loans from Central Public Sector Undertakings – KPTCL liability taken over by Government	5,50,95,40	5,50,95,40	...
<b>Total 109</b>		<b>5,50,97,97</b>	<b>5,50,95,40</b>	<b>2,57</b>
110	Ways and Means advances from the Reserve Bank of India			
1	Clean and Secured Ways and Means Advances from the Reserve Bank of India		...	...
2	Over Drafts with Reserve Bank of India		...	...
<b>Total 110</b>			...	...
111	Special Securities issued to National Small Savings Fund of the Central Government	168,27,16,75	25,92,76,00	1,14,66,95
<b>Total 6003</b>		<b>307,66,71,61</b>	<b>28,91,48,40</b>	<b>10,12,34,07</b>

(m) Reasons for minus balances are under examination.

**ANNEXURE TO STATEMENT NO.17 - contd.**

<i>Description of Loan</i>	<i>Balance on 1<sup>st</sup> April 2006</i>	<i>Additions during the year</i>	<i>Discharges during the year</i>	<i>Balance on 31<sup>st</sup> March 2007</i>
(1)	(2)	(3)	(4)	(5)
<i>(In thousands of rupees)</i>				
<b>E Public Debt - contd.</b>				
<b>6004 Loans and Advances from the Central Government</b>				
<i>01 Non-Plan Loans</i>				
201 House Building Advances (HBA to All India Service Officers)	1,74,28	64,35	27,34	2,11,29
800 Other Loans				
<b>Police –</b>				
Modernisation of Police Force	1,05,81,40		5,18,70	1,00,62,70
Others - India Reserve Battalions	97,50		32,50	65,00
<b>Education</b>				
University and Other Higher Education - Scholarships	1,55,03			1,55,03
<b>Water Supply and Sanitation</b>				
Augmentation of Water Supply to Defence Services at Jalahalli, Bangalore	3,33,03		45,16	2,87,87
Cauvery Water Supply Scheme III	4,99,58		45,00	4,54,58
<b>Total 01 Non-Plan Loans</b>	<b>1,18,40,82</b>	<b>64,35</b>	<b>6,68,70</b>	<b>1,12,36,47</b>
<i>02 Loans for State/Union Territory Plan Schemes</i>				
101 Block Loans	21,51,95,58	6,43,38,30 (^)	54,75,60 (#)	27,40,58,28
105 State Plan Loans Consolidated in terms of recommendations of the Twelfth Finance Commission	68,08,16,90		6,61,90,47 (\$)	61,46,26,43
<b>Total 02 Loans for State /Union Territory Plan Schemes</b>	<b>89,60,12,48</b>	<b>6,43,38,30</b>	<b>7,16,66,07</b>	<b>88,86,84,71</b>

(^) Includes Back to Back External Loans amounting to Rs.73,44,51 thousand.

(#) Includes waiver of debt amounting to Rs.44,31,48 thousand and debt relief of Rs.4,83,00 thousand sanctioned by Government of India as per the recommendations of Twelfth and the Eleventh Finance Commissions respectively. See footnote at page 78

(\$)

Represents the waiver of debt sanctioned by Department of Expenditure, Ministry of Finance, Government of India as per the recommendations of Twelfth Finance Commission. The amount has been adjusted by debit to Major Head '6004 Loans and Advances from Central Government' per contra credit to the Major Head '0075 Miscellaneous General Services'. See footnote at page 78.

**ANNEXURE TO STATEMENT NO.17 - contd.**

<i>Description of Loan</i>	<i>Balance on 1st April 2006</i>	<i>Additions during the year</i>	<i>Discharges during the year</i>	<i>Balance on 31st March 2007</i>
		<i>(In thousands of rupees)</i>		
(1)	(2)	(3)	(4)	(5)
<b>E Public Debt - contd.</b>				
<b>6004 Loans and Advances from the Central Government – contd.</b>				
03 <i>Loans for Central Plan Schemes</i>				
800 Other Loans				
<b>Housing</b>				
Subsidised Housing Scheme for Plantation Workers	40		8	32
<b>Co-operation</b> -Co-operatives for Women	31,62		7,07	24,55
<b>Major and Medium Irrigation</b>				
Accelerated Irrigation Benefit Programme	39,30,21		3,57,29	35,72,92
<b>Soil and Water Conservation</b>				
Anti-sea Erosion Works	40,88	&	3,72	37,16
Strengthening of State Land Use Board	19,66	&	1,53	18,13
<b>Total 03 Loans for Central Plan Schemes</b>	<b>40,22,77</b>		<b>3,69,69</b>	<b>36,53,08</b>
04 <i>Loans for Centrally Sponsored Plan Schemes</i>				
<b>Urban Development</b> - Integrated Development of Small and Medium Towns				
	18,22,68		1,32,46	16,90,22
<b>Crop Husbandry</b> - National Watershed Development Programme for rainfed agriculture				
	23,16,90		2,35,04	20,81,86
<b>Macro Management</b> Supplementation/Complementation of States efforts through Work Plan				
	70,79,09	10,42,85	1,86,75	79,35,19
<b>Soil and Water Conservation</b> -				
Soil Conservation in the Catchment of River Valley Projects	22,44,39		2,08,64	20,35,75
<b>Co-operation</b> -Co-operatives for Weaker Section				
	15,51		3,46	12,05
Agriculture Credit Stabilisation Fund	80,33		5,22	75,11

(&) Differs from the closing balance of the previous year by 1, due to rounding.

**ANNEXURE TO STATEMENT NO.17 - conclud.**

<i>Description of Loan</i>	<i>Balance on 1st April 2006</i>	<i>Additions during the year</i>	<i>Discharges during the year</i>	<i>Balance on 31st March 2007</i>
		<i>(In thousands of rupees)</i>		
(1)	(2)	(3)	(4)	(5)
<b>E Public Debt - conclud.</b>				
<b>6004 Loans and Advances from the Central Government - conclud.</b>				
<i>04 Loans for Centrally Sponsored Plan Schemes - conclud.</i>				
<b>Co-operation - conclud.</b>				
Schemes for Scheduled Castes/ Scheduled Tribes	14,59		5,59	9,00
<b>Power Projects - Inter State Transmission Lines - Transmission and Distribution Schemes</b>	3,22,49		41,35	2,81,14
<b>Village and Small Industries -</b>				
Handloom Industries	10,25		3,47	6,78
Modernisation of looms	4,86		97	3,89
Project Package Scheme for Handloom Weavers	7,42		1,33	6,09
<b>Roads and Bridges -</b>				
Roads of Inter-State or Economic Importance	24,19,87		1,73,85	22,46,02
<b>Civil Supplies -</b>				
Development of Urban Consumer Co- operatives	45		45	...
<b>Total 04 Loans for Centrally Sponsored Plan Schemes</b>	<b>1,63,38,83</b>	<b>10,42,85</b>	<b>9,98,58</b>	<b>1,63,83,10</b>
<i>07 Pre-1984-85 Loans</i>				
102 National Loan Scholarship Scheme	6,91			6,91
<b>Total 07 Pre-1984-85 Loans</b>	<b>6,91</b>			<b>6,91</b>
<b>TOTAL 6004</b>	<b>92,82,21,81</b>	<b>6,54,45,50</b>	<b>7,37,03,04</b>	<b>91,99,64,27</b>
<b>Total E. Public Debt</b>	<b>400,48,93,42</b>	<b>35,45,93,90</b>	<b>17,49,37,11</b>	<b>418,45,50,21</b>

**STATEMENT NO.18**  
**DETAILED STATEMENT OF LOANS AND ADVANCES BY GOVERNMENT**

<i>Head of Account</i>	<i>Balance on 1<sup>st</sup> April 2006</i>	<i>Amount advanced during the year</i>	<i>Total</i>	<i>Amount repaid during the year</i>	<i>Balance on 31<sup>st</sup> March 2007</i>	<i>Interest received and credited to Revenue (f)</i>
(1)	(2)	(3)	(4)	(5)	(6)	(7)
<i>(In thousands of rupees)</i>						
<b>F Loans and Advances</b>						
<b>A Loans for General Services</b>						
<b>6075 Loans for Miscellaneous General Services</b>						
800 Other Loans						
Miscellaneous Loans (Balance Rs.25 lakh or less in each case)	(-) 4		(-) 4		(-) 4 (m)	
<b>Total A. Loans for General Services</b>	(-) 4	...	(-) 4	...	(-) 4	
<b>B Loans for Social Services</b>						
<b>(a) Education, Sports, Art and Culture</b>						
<b>6202 Loans for Education, Sports, Art and Culture</b>						
01 General Education						
202 Secondary Education						
Loans to Karnataka Secondary Education Examination Board	54,50		54,50		54,50	
Miscellaneous Loans (Balance Rs.25 lakh or less in each case)	(-) 11		(-) 11		(-) 11 (m)	
203 University and Higher Education						
Scheme of National Loan Scholarships	2,09,28		2,09,28	8,27	2,01,01	
National Institute of Advanced Studies, Bangalore	1,00,00		1,00,00		1,00,00	
Miscellaneous Loans (Balance Rs.25 lakh or less in each case)	33,46		33,46	(-) 1	33,47	
02 Technical Education						
105 Engineering / Technical Colleges and Institutes						
Miscellaneous Loans (Balance Rs.25 lakh or less in each case)	40		40		40	

(f) Interest received and credited is given at the end of the Statement at page 339.

(m) Reasons for minus balance are under examination.



**STATEMENT NO.18 DETAILED STATEMENT OF LOANS AND ADVANCES BY GOVERNMENT - contd.**

<i>Head of Account</i>	<i>Balance on 1<sup>st</sup> April 2006</i>	<i>Amount advanced during the year</i>	<i>Total</i>	<i>Amount repaid during the year</i>	<i>Balance on 31<sup>st</sup> March 2007</i>	<i>Interest received and credited to Revenue</i>
<i>(In thousands of rupees)</i>						
(1)	(2)	(3)	(4)	(5)	(6)	(7)
<b>F Loans and Advances - contd.</b>						
<b>B Loans for Social Services - contd.</b>						
<i>(a) Education, Sports, Art and Culture - conclud.</i>						
<b>6202 Loans for Education, Sports, Art and Culture - conclud.</b>						
<i>03 Sports and Youth Services</i>						
800 Other Loans						
Loans for National Games - Director, National Games	2,00,00		2,00,00		2,00,00	
Loans to Karnataka State Football Association	36,30		36,30		36,30	
Loans for Construction of Stadia	9,59,00		9,59,00		9,59,00	
<i>04 Art and Culture</i>						
800 Other Loans						
Miscellaneous Loans (Balance Rs.25 lakh or less in each case)	1,94		1,94		1,94	
<b>Total 6202</b>	<b>15,94,77</b>	...	<b>15,94,77</b>	<b>8,26</b>	<b>15,86,51</b>	
<b>Total (a) Education, Sports, Art and Culture</b>	<b>15,94,77</b>	...	<b>15,94,77</b>	<b>8,26</b>	<b>15,86,51</b>	
<i>(b) Health and Family Welfare</i>						
<b>6210 Loans for Medical and Public Health</b>						
<i>01 Urban Health Services</i>						
201 Drug Manufacture						
Karnataka Antibiotics and Pharmaceuticals Limited	1,13,89		1,13,89		1,13,89	
800 Other Loans						
Loans for upgradation of Secondary Level Health Care	3,82,21	3,00,89	6,83,10		6,83,10	
Loans for upgrading Health Facility in Karnataka	79,85	57,88	1,37,73		1,37,73	
<b>Total 6210</b>	<b>5,75,95</b>	<b>3,58,77</b>	<b>9,34,72</b>	...	<b>9,34,72</b>	

STATEMENT NO.18 DETAILED STATEMENT OF LOANS AND ADVANCES BY GOVERNMENT - contd.

<i>Head of Account</i>	<i>Balance on 1<sup>st</sup> April 2006</i>	<i>Amount advanced during the year</i>	<i>Total</i>	<i>Amount repaid during the year</i>	<i>Balance on 31<sup>st</sup> March 2007</i>	<i>Interest received and credited to Revenue</i>
(1)	(2)	(3)	(4)	(5)	(6)	(7)
<i>(In thousands of rupees)</i>						
F Loans and Advances - contd.						
B Loans for Social Services - contd.						
(b) Health and Family Welfare - conclud.						
6211 Loans for Family Welfare						
800 Other Loans						
Loans to para medical staff for Purchase of two wheelers	1,51,85	10,43	1,62,28	2,84	1,59,44	
<b>Total 6211</b>	<b>1,51,85</b>	<b>10,43</b>	<b>1,62,28</b>	<b>2,84</b>	<b>1,59,44</b>	
<b>Total (b) Health and Family Welfare</b>	<b>7,27,80</b>	<b>3,69,20</b>	<b>10,97,00</b>	<b>2,84</b>	<b>10,94,16</b>	
(c) Water Supply, Sanitation, Housing and Urban Development						
6215 Loans for Water Supply and Sanitation						
01 Water Supply						
190 Loans to Public Sector and other undertakings						
Loans to Karnataka Urban Water Supply and Drainage Board	2,56,65,31		2,56,65,31	7	2,56,65,24	
Loans to Bangalore Water Supply and Sewerage Board	12,23,77,20	40,00,00	12,63,77,20		12,63,77,20	
191 Loans to Local Bodies, Municipalities etc.	19,73,40		19,73,40		19,73,40	
800 Other Loans						
Loans for Housing - Loans to Housing Board / Corporation - Water Supply Scheme to Yelahanka township	28,95		28,95		28,95	

STATEMENT NO.18 DETAILED STATEMENT OF LOANS AND ADVANCES BY GOVERNMENT - contd.

<i>Head of Account</i>	<i>Balance on 1<sup>st</sup> April 2006</i>	<i>Amount advanced during the year</i>	<i>Total</i>	<i>Amount repaid during the year</i>	<i>Balance on 31<sup>st</sup> March 2007</i>	<i>Interest received and credited to Revenue</i>
(1)	(2)	(3)	(4)	(5)	(6)	(7)
<i>(In thousands of rupees)</i>						
<b>F Loans and Advances - contd.</b>						
<b>B Loans for Social Services - contd.</b>						
<b>(c) Water Supply, Sanitation, Housing and Urban Development - contd.</b>						
<b>6215 Loans for Water Supply and Sanitation - conold.</b>						
02 Sewerage and Sanitation						
190 Loans to Public Sector and other undertakings						
Loans to Karnataka Urban Water Supply and Drainage Board	99,93,45	53,00,00	1,52,93,45		1,52,93,45	
191 Loans to Local Bodies, Corporation etc.,	6,02,41		6,02,41		6,02,41	
<b>Total 6215</b>	<b>16,06,40,72</b>	<b>93,00,00</b>	<b>16,99,40,72</b>	<b>7</b>	<b>16,99,40,65</b>	
<b>6216 Loans for Housing</b>						
02 Urban Housing						
201 Loans to Housing Boards						
Loans to Housing Boards and Corporations	6,96,71		6,96,71		6,96,71	
Loans to Karnataka Housing Board -						
Low Income Group Housing Scheme (&)	2,76,22		2,76,22	27	2,75,95	
Middle Income Group Housing Scheme	94,90		94,90		94,90	
Middle and Low Income Group Housing Schemes	11,66,97		11,66,97		11,66,97	
L.I.C assisted Middle and Low Income group Housing Scheme	1,89,83		1,89,83	5,11	1,84,72	
Repayment of Loan and Interest to HUDCO under Ashraya Scheme	1,04,21		1,04,21	47	1,03,74	
Low Income Group/Middle Income Group and rental Housing Scheme	5,20,00		5,20,00		5,20,00	
Repayment of Loans to HUDCO under NRY and shelter upgradation	39,79		39,79	35	39,44	

(&) Differs from the closing balance of previous year by 1, due to rounding.

STATEMENT NO.18 DETAILED STATEMENT OF LOANS AND ADVANCES BY GOVERNMENT - contd.

Head of Account	Balance on 1 <sup>st</sup> April 2006	Amount advanced during the year	Total	Amount repaid during the year	Balance on 31 <sup>st</sup> March 2007	Interest received and credited to Revenue
(In thousands of rupees)						
(1)	(2)	(3)	(4)	(5)	(6)	(7)
F Loans and Advances - contd.						
B Loans for Social Services - contd.						
(c) Water Supply, Sanitation, Housing and Urban Development - contd.						
6216 Loans for Housing - contd.						
02 Urban Housing - conclud.						
201 Loans to Housing Boards - conclud.						
Loans to K H B -						
Repayment of Loan towards EWS houses under Dr.Ambedkar Centenary Celebration	27,58		27,58		27,58	
Repayment of Loan and Interest to HUDCO under Bhagyamandir Scheme (&)	(-) 6,91		(-) 6,91	20	(-) 7,11 (m)	
Miscellaneous Loans (Balance Rs.25 lakh or less in each case)	1,65		1,65	4	1,61	
800 Other Loans						
Loans to Municipalities towards Housing for Urban Poor	6,78,73		6,78,73	7,30	6,71,43	
Housing sites for the weaker sections of the Society in Urban Areas	48,75		48,75		48,75	
Loans to Ashraya Yojana in Urban Areas	12,39,05		12,39,05	2,44,40	9,94,65	
Payment of difference in installment under HUDCO assisted PHS Loan to KHB	46,18,15		46,18,15	3	46,18,12	
Payment of difference in installments under HDFC assisted PHS loan (&)	8,27,73		8,27,73		8,27,73	
Payment of difference in installments under HUDCO assisted Bhagyamandira (Loans to KHB for 88-89 and 89-90)	50,78		50,78		50,78	
Payment of difference in installments - Bank assisted PHS Loans to KHB	10,97,73		10,97,73		10,97,73	

(&) Differs from the closing balance of previous year by 1, due to rounding.

(m) Reasons for minus balance are under examination.

STATEMENT NO.18 DETAILED STATEMENT OF LOANS AND ADVANCES BY GOVERNMENT - contd.

Head of Account	Balance on 1 <sup>st</sup> April 2006	Amount advanced during the year	Total	Amount repaid during the year	Balance on 31 <sup>st</sup> March 2007	Interest received and credited to Revenue
(In thousands of rupees)						
(1)	(2)	(3)	(4)	(5)	(6)	(7)
<b>F Loans and Advances - contd.</b>						
<b>B Loans for Social Services - contd.</b>						
<b>(c) Water Supply, Sanitation, Housing and Urban Development - contd.</b>						
<b>216 Loans for Housing - contd.</b>						
<b>03 Rural Housing</b>						
201 Loans to Housing Boards						
Karnataka Housing Board - Life Insurance Corporation Funds	2,21,16		2,21,16		2,21,16	
Other Funds	90,13		90,13		90,13	
Repayment of Loan to Financial Institution under Ashraya HDFC	33,00		33,00		33,00	
800 Other Loans						
Loans for Ashraya Scheme in Rural Areas	1,04,31,68		1,04,31,68	3,55,53	1,00,76,15	
Loans to Rajiv Gandhi Rural Housing Corporation Limited for Ashraya Scheme		75,00,00	75,00,00		75,00,00	
<b>80 General</b>						
201 Loan to Housing Boards						
Karnataka Housing Board - Rental Housing	2,88,98		2,88,98		2,88,98	
Village Housing Projects assisted by General Insurance Corporation (&)	14,44		14,44		14,44	
Subsidised Industrial Housing Scheme	28,28		28,28		28,28	
Payment of difference in installments	1,34,21		1,34,21		1,34,21	
Payment of difference in installments under HUDCO assisted Peoples' Housing Scheme	21,99,03		21,99,03		21,99,03	
Ways and Means Loans to HUDCO assisted SPHS Loans	10,66,75		10,66,75	24	10,66,51	
Miscellaneous Loans (Balance Rs.25 lakh or less in each case)	4,08		4,08		4,08	

(&) Differs from the closing balance of previous year by 1, due to rounding.

STATEMENT NO.18 DETAILED STATEMENT OF LOANS AND ADVANCES BY GOVERNMENT - contd.

Head of Account	Balance on 1 <sup>st</sup> April 2006	Amount advanced during the year	Total	Amount repaid during the year	Balance on 31 <sup>st</sup> March 2007	Interest received and credited to Revenue
(In thousands of rupees)						
(1)	(2)	(3)	(4)	(5)	(6)	(7)
<b>F Loans and Advances - contd.</b>						
<b>B Loans for Social Services - contd.</b>						
<b>(c) Water Supply, Sanitation, Housing and Urban Development - contd.</b>						
<b>6216 Loans for Housing - concld.</b>						
80 General - concld.						
800 Other Loans						
Loans under Peoples Housing Scheme	2,15,81		2,15,81		2,15,81	
Rental Housing	30,29		30,29		30,29	
Housing Scheme for Silk Worm Rearers	1,00,00		1,00,00		1,00,00	
Loans for House Building at Bhagianagar	95,55		95,55		95,55	
Residential accommodation for Village Level Functionaries	2,41,58		2,41,58		2,41,58	
Integrated Housing Scheme for Industrial Workers - Economically Weaker Section of the community	41,19		41,19		41,19	
Loans to Co-operative Societies including -						
(a) House Building Societies	10,89		10,89	2,86	8,03	
(b) Housing Corporations	4,14,16		4,14,16		4,14,16	
Loans to Municipalities	45,09		45,09		45,09	
Loans for Ashraya Scheme	9,97,12		9,97,12		9,97,12	
Miscellaneous Loans (Balance Rs.25 lakh or less in each case)	9,91		9,91		9,91	
<b>Total 6216</b>	<b>2,83,85,20</b>	<b>75,00,00</b>	<b>3,58,85,20</b>	<b>6,16,80</b>	<b>3,52,68,40</b>	
<b>6217 Loans for Urban Development</b>						
01 State Capital Development						
191 Loans to Local Bodies, Corporations, etc., -						
Loans to Bangalore Development Authority	42,98		42,98		42,98	

STATEMENT NO.18 DETAILED STATEMENT OF LOANS AND ADVANCES BY GOVERNMENT - contd.

<i>Head of Account</i>	<i>Balance on 1<sup>st</sup> April 2006</i>	<i>Amount advanced during the year</i>	<i>Total</i>	<i>Amount repaid during the year</i>	<i>Balance on 31<sup>st</sup> March 2007</i>	<i>Interest received and credited to Revenue</i>
<i>(In thousands of rupees)</i>						
(1)	(2)	(3)	(4)	(5)	(6)	(7)
<b>F Loans and Advances - contd.</b>						
<b>B Loans for Social Services - contd.</b>						
<i>(c) Water Supply, Sanitation, Housing and Urban Development - contd.</i>						
<b>6217 Loans for Urban Development - contd.</b>						
<i>03 Integrated Development of Small and Medium Towns</i>						
191 Loans to Local Bodies, Corporations, etc CSS of Prime Minister's Urban Poverty Eradication Programme	17,46,62		17,46,62		17,46,62	
CSS of Integrated Development of Small and Medium Towns	1,02,79,77		1,02,79,77	17,96	1,02,61,81	
Loans to Bangalore Mahanagara Palike	10,00,00		10,00,00		10,00,00	
<i>04 Slum Area Development</i>						
191 Loans to Local Bodies, Corporations, etc. Karnataka Slum Clearance Board - CSS Loans	2,97,21		2,97,21		2,97,21	
Loans to Municipalities and Other Bodies for Miscellaneous Purposes	1,50,21		1,50,21		1,50,21	
Miscellaneous Loans (Balance Rs.25 lakh or less in each case)	45,10		45,10		45,10	
<b>800 Other Loans</b>						
Loans to Karnataka Slum Clearance Board - CSS Loans	18,41,80		18,41,80		18,41,80	
Repayment of HUDCO Loans	46,35,00		46,35,00		46,35,00	
Special Component Plan (Lumpsum)	3,00,00		3,00,00		3,00,00	

STATEMENT NO.18 DETAILED STATEMENT OF LOANS AND ADVANCES BY GOVERNMENT - contd.

Head of Account	Balance on 1 <sup>st</sup> April 2006	Amount advanced during the year	Total	Amount repaid during the year	Balance on 31 <sup>st</sup> March 2007	Interest received and credited to Revenue
(In thousands of rupees)						
(1)	(2)	(3)	(4)	(5)	(6)	(7)
F Loans and Advances - contd.						
B Loans for Social Services - contd.						
(c) Water Supply, Sanitation, Housing and Urban Development - contd.						
6217 Loans for Urban Development - contd.						
60 Other Urban Development Schemes						
191 Loans to Local Bodies, Corporations, etc.						
Loans to Urban Development Board	13,20		13,20		13,20	
Loans to Trust Boards for formation of Layouts / Extensions	18,10		18,10		18,10	
Loans to Municipalities and Corporations for Other Miscellaneous Development Schemes	74,18		74,18		74,18	
Bangalore Metropolitan Regional Development Authority -						
Loans for Karnataka Infrastructure Project (ADB)	3,00,30,78		3,00,30,78		3,00,30,78	
Digital Mapping System for Bangalore	14,43,61	1,67,88	16,11,49		16,11,49	
Loans to BDA for repayment of loan to HUDCO	1,48,09,05	53,18,00	2,01,27,05		2,01,27,05	
CSS Integrated Urban Development in areas of National Importance	2,39,84		2,39,84		2,39,84	
Integrated Urban Development Programme	(-) 32,46		(-) 32,46		(-) 32,46 (m)	
Karnataka Urban Infrastructure Development and Finance Corporation - Karnataka Urban Development and Coastal Environment Management	2,94,47	94,64	3,89,11		3,89,11	
Miscellaneous Loans (Balance Rs.25 lakh or less in each case)	(-) 1,49		(-) 1,49		(-) 1,49 (m)	

(m) Reasons for minus balance are under examination.



STATEMENT NO.18 DETAILED STATEMENT OF LOANS AND ADVANCES BY GOVERNMENT - contd.

<i>Head of Account</i>	<i>Balance on 1<sup>st</sup> April 2006</i>	<i>Amount advanced during the year</i>	<i>Total</i>	<i>Amount repaid during the year</i>	<i>Balance on 31<sup>st</sup> March 2007</i>	<i>Interest received and credited to Revenue</i>
<i>(In thousands of rupees)</i>						
(1)	(2)	(3)	(4)	(5)	(6)	(7)
<b>F Loans and Advances - contd.</b>						
<b>B Loans for Social Services - contd.</b>						
<b>(c) Water Supply, Sanitation, Housing and Urban Development - conclud.</b>						
<b>217 Loans for Urban Development - conclud.</b>						
60 Other Urban Development Schemes - conclud.						
800 Other Loans						
Loans to Local Bodies	3,00,00		3,00,00		3,00,00	
Loans to BDA for formation of Ring Road around Bangalore City	5,72,65		5,72,65		5,72,65	
Loans for Mangalore City Corporation	2,50,00		2,50,00		2,50,00	
Loans for Bangalore Mass Rapid Transit System	2,36,99,37	98,34,00	3,35,33,37		3,35,33,37	
Miscellaneous Loans to City Corporations	11,45,00		11,45,00		11,45,00	
Miscellaneous Loans (Balance Rs.25 lakh or less in each case)	1,20		1,20		1,20	
902 Deduct amount from BMRTL Fund	(-) 92,20,00		(-) 92,20,00		(-) 92,20,00	
<b>Total 6217</b>	<b>8,39,76,19</b>	<b>1,54,14,52</b>	<b>9,93,90,71</b>	<b>17,96</b>	<b>9,93,72,75</b>	
<b>Total (c) Water Supply, Sanitation, Housing and Urban Development</b>	<b>27,30,02,11</b>	<b>3,22,14,52</b>	<b>30,52,16,63</b>	<b>6,34,83</b>	<b>30,45,81,80</b>	
<b>(d) Information and Broadcasting</b>						
<b>6220 Loans for Information and Publicity</b>						
01 Films						
190 Loans to Public Sector and other undertakings						
Loans to Karnataka State Film Industries Development Corporation Limited	52,84		52,84		52,84	
Miscellaneous Loans (Balance Rs.25 lakh or less in each case)	22,60		22,60		22,60	
<b>Total 6220</b>	<b>75,44</b>	...	<b>75,44</b>	...	<b>75,44</b>	
<b>Total (d) Information and Broadcasting</b>	<b>75,44</b>	...	<b>75,44</b>	...	<b>75,44</b>	

STATEMENT NO.18 DETAILED STATEMENT OF LOANS AND ADVANCES BY GOVERNMENT - contd.

<i>Head of Account</i>	<i>Balance on 1<sup>st</sup> April 2006</i>	<i>Amount advanced during the year</i>	<i>Total</i>	<i>Amount repaid during the year</i>	<i>Balance on 31<sup>st</sup> March 2007</i>	<i>Interest received or credited Revenue</i>
<i>(In thousands of rupees)</i>						
(1)	(2)	(3)	(4)	(5)	(6)	(7)
<b>F Loans and Advances - contd.</b>						
<b>B Loans for Social Services - contd.</b>						
<i>(e) Welfare of Scheduled Castes, Scheduled Tribes and Other Backward Classes</i>						
<b>6225 Loans for Welfare of Scheduled Castes, Scheduled Tribes and other Backward Classes</b>						
<i>01 Welfare of Scheduled Castes - Special Component Plan for Scheduled Castes</i>	5,67,98		5,67,98		5,67,98	
Interest free Loans to members of Harijan and Girijan Housing Co-operative Societies	60,52		60,52		60,52	
Miscellaneous Loans (Balance Rs.25 lakh or less in each case)	3,88		3,88		3,88	
<i>03 Welfare of Backward Classes</i>						
<b>800 Other Loans</b>						
Miscellaneous Loans (Balance Rs.25 lakh or less in each case)	2		2		2	
<b>Total 6225</b>	<b>6,32,40</b>	...	<b>6,32,40</b>	...	<b>6,32,40</b>	
<i>Total (e) - Welfare of Scheduled Castes, Scheduled Tribes and Other Backward Classes</i>	<b>6,32,40</b>	...	<b>6,32,40</b>	...	<b>6,32,40</b>	
<i>(g) Social Welfare and Nutrition</i>						
<b>6235 Loans for Social Security and Welfare</b>						
<i>01 Rehabilitation</i>						
<b>140 Rehabilitation of repatriates from other countries</b>						
Loans for Rehabilitation of Migrants from East Pakistan, Burma and Srilanka	65,41		65,41		65,41	

**STATEMENT NO.18 DETAILED STATEMENT OF LOANS AND ADVANCES BY GOVERNMENT - contd.**

<i>Head of Account</i>	<i>Balance on 1<sup>st</sup> April 2006</i>	<i>Amount advanced during the year</i>	<i>Total</i>	<i>Amount repaid during the year</i>	<i>Balance on 31<sup>st</sup> March 2007</i>	<i>Interest received and credited to Revenue</i>
(1)	(2)	(3)	(4)	(5)	(6)	(7)
<i>(In thousands of rupees)</i>						
<b>F Loans and Advances - contd.</b>						
<b>B Loans for Social Services - contd.</b>						
<i>(g) Social Welfare and Nutrition - contd.</i>						
<b>235 Loans for Social Security and Welfare - conclud.</b>						
<i>02 Social Welfare</i>						
103 Women's Welfare						
Prime Minister's Pilot Project of providing food grains to pregnant and lactating women and adolescent girls	2,91,29		2,91,29		2,91,29	
105 Prohibition						
Miscellaneous Loans (Balance Rs.25 lakh or less in each case)	1		1		1	
106 Correctional Services						
Miscellaneous Loans (Balance Rs.25 lakh or less in each case)	15,61		15,61		15,61	
<i>60 Other Social Security and Welfare Programmes</i>						
200 Other Loans						
Loans to Persons affected by Riots	1,63,46 (&)		1,63,46	1	1,63,45	
Miscellaneous Loans (Balance Rs.25 lakh or less in each case)	6,97		6,97		6,97	
<b>Total 6235</b>	<b>5,42,75 (&amp;)</b>	...	<b>5,42,75</b>	<b>1</b>	<b>5,42,74</b>	
<b>245 Loans for Relief on Account of Natural Calamities</b>						
<i>01 Drought</i>						
102 Drinking Water Supply – Loans to Bangalore Water Supply and Sewerage Board for relief of Drought	1,00,00		1,00,00		1,00,00	
800 Other Loans						
Loans for farmers to grow fodder in their land – Relief of Drought	50,59 (&)		50,59		50,59	

(&) Differs from the closing balance of previous year by 1, due to rounding.

STATEMENT NO.18 DETAILED STATEMENT OF LOANS AND ADVANCES BY GOVERNMENT - contd.

<i>Head of Account</i>	<i>Balance on 1<sup>st</sup> April 2006</i>	<i>Amount advanced during the year</i>	<i>Total</i>	<i>Amount repaid during the year</i>	<i>Balance on 31<sup>st</sup> March 2007</i>	<i>Interest received and credited to Revenue</i>
(1)	(2)	(3)	(4)	(5)	(6)	(7)
<i>(In thousands of rupees)</i>						
F Loans and Advances - contd.						
B Loans for Social Services - concl.						
(g) <i>Social Welfare and Nutrition - concl.</i>						
6245 Loans for Relief on Account of Natural Calamities - concl.						
02 <i>Floods and Cyclones</i>						
101 Gratuitous Relief Relief for Natural Calamities, Aid against Floods, Rains, Cyclones, Fire, Accidents, etc.	4,62		4,62		4,62	
<b>Total 6245</b>	<b>1,55,21</b> (&)	...	<b>1,55,21</b>	...	<b>1,55,21</b>	
<b>Total (g) Social Welfare and Nutrition</b>	<b>6,97,96</b>	...	<b>6,97,96</b>	1	<b>6,97,95</b>	
(h) <i>Other Social Services</i>						
6250 Loans for other Social Services						
60 <i>Others</i>						
201 Labour - Loans to Lokashikshana Trust	27,50		27,50		27,50	
Miscellaneous Loans (Balance Rs.25 lakh or less in each case)	4,70		4,70		4,70	
800 Other Loans Miscellaneous Loans (Balance Rs.25 lakh or less in each case)	14,65		14,65	5	14,60	
<b>Total 6250</b>	<b>46,85</b>	...	<b>46,85</b>	5	<b>46,80</b>	
<b>Total (h) Other Social Services</b>	<b>46,85</b>	...	<b>46,85</b>	5	<b>46,80</b>	
<b>Total B. Loans for Social Services</b>	<b>27,67,77,33</b>	<b>3,25,83,72</b>	<b>30,93,61,05</b>	<b>6,45,99</b>	<b>30,87,15,06</b>	

(&) Differs from the closing balance of previous year by 1, due to rounding.

STATEMENT NO.18 DETAILED STATEMENT OF LOANS AND ADVANCES BY GOVERNMENT - contd.

<i>Head of Account</i>	<i>Balance on 1<sup>st</sup> April 2006</i>	<i>Amount advanced during the year</i>	<i>Total</i>	<i>Amount repaid during the year</i>	<i>Balance on 31<sup>st</sup> March 2007</i>	<i>Interest received and credited to Revenue</i>
<i>(In thousands of rupees)</i>						
(1)	(2)	(3)	(4)	(5)	(6)	(7)
<b>F Loans and Advances - contd.</b>						
<b>C Loans for Economic Services</b>						
<b>(a) Loans for Agriculture and Allied Activities</b>						
<b>6401 Loans for Crop Husbandry</b>						
103 Seeds						
Loans to Karnataka State Seeds Corporation	4,45,84		4,45,84	(-) 12	4,45,96	
Loans to Karnataka State Oil Seed Growers Co-operative Federation Limited	3,28,48		3,28,48		3,28,48	
Miscellaneous Loans (Balance Rs.25 lakh or less in each case)	1,28		1,28		1,28	
105 Manures and Fertilizers						
Loans to Karnataka Agro Industries Corporation Limited	4,42,00		4,42,00		4,42,00	
Short term loan for purchase and sale of Fertilizers	10,32,32		10,32,32		10,32,32	
Loans for purchase and distribution of Fertilizers	8,99,28		8,99,28		8,99,28	
Miscellaneous Loans (Balance Rs.25 lakh or less in each case)	6,66		6,66		6,66	
106 High Yielding Varieties Programmes						
Miscellaneous Loans (Balance Rs.25 lakh or less in each case)	(-) 3,60		(-) 3,60		(-) 3,60 (m)	
107 Plant Protection						
Miscellaneous Loans (Balance Rs.25 lakh or less in each case)	21,84		21,84		21,84	
109 Commercial Crops						
Loans to Karnataka Agro Industries Corporation	19,20		19,20		19,20	
Miscellaneous Loans (Balance Rs.25 lakh or less in each case)	1,71		1,71		1,71	
110 Scheme for Small and Marginal Farmers and Agricultural Labourers						
Miscellaneous Loans (Balance Rs.25 lakh or less in each case)	94		94		94	

(m) Reasons for minus balance are under examination.

**STATEMENT NO.18 DETAILED STATEMENT OF LOANS AND ADVANCES BY GOVERNMENT - contd.**

<i>Head of Account</i>	<i>Balance on 1<sup>st</sup> April 2006</i>	<i>Amount advanced during the year</i>	<i>Total</i>	<i>Amount repaid during the year</i>	<i>Balance on 31<sup>st</sup> March 2007</i>	<i>Interest received and credited to Revenue</i>
<i>(In thousands of rupees)</i>						
(1)	(2)	(3)	(4)	(5)	(6)	(7)
<b>F Loans and Advances - contd.</b>						
<b>C Loans for Economic Services - contd.</b>						
<b>(a) Loans for Agriculture and Allied Activities - contd.</b>						
<b>6401 Loans for Crop Husbandry - concl.</b>						
113 Agricultural Engineering Loans to Karnataka Agro Proteins Limited	70,00		70,00		70,00	
119 Horticulture and Vegetable Crops Miscellaneous Loans (Balance Rs.25 lakh or less in each case)	2,18,42		2,18,42		2,18,42	
190 Loans to Public Sector and other undertakings Short term loan to Karnataka Agro Industries Corporation	75,00		75,00		75,00	
Loans to KAIC for implementation of VRS	4,50,00		4,50,00		4,50,00	
Loans to KAIC for repayment of loans to SC & ST Corporation	58,00		58,00		58,00	
Loans for Granulated Fertilizer Project	58,00		58,00		58,00	
195 Loans to Farming Cooperatives - Short term loans to HOPCOMS Miscellaneous Loans (Balance Rs.25 lakh or less in each case)	75,00 36,43		75,00 36,43		75,00 36,43	
800 Other Loans Takavi Loans	2,65,76		2,65,76		2,65,76	
Agricultural Loans Act (Madras)	29,30		29,30		29,30	
Agricultural Loans Act (Bombay)	2,32,35		2,32,35		2,32,35	
Takavi Loans (Merged Areas)	48,91		48,91		48,91	
Loans for Emergency Agricultural Production Programme	1,86,12		1,86,12		1,86,12	
Miscellaneous Loans (Balance Rs.25 lakh or less in each case)	17,20		17,20	4	17,16	
<b>Total 6401</b>	<b>50,16,44</b>	<b>...</b>	<b>50,16,44</b>	<b>(-) 8</b>	<b>50,16,52</b>	

STATEMENT NO.18 DETAILED STATEMENT OF LOANS AND ADVANCES BY GOVERNMENT - contd.

<i>Head of Account</i>	<i>Balance on 1<sup>st</sup> April 2006</i>	<i>Amount advanced during the year</i>	<i>Total</i>	<i>Amount repaid during the year</i>	<i>Balance on 31<sup>st</sup> March 2007</i>	<i>Interest received and credited to Revenue</i>
(1)	(2)	(3)	(4)	(5)	(6)	(7)
<i>(In thousands of rupees)</i>						
<b>F Loans and Advances - contd.</b>						
<b>C Loans for Economic Services - contd.</b>						
<b>(a) Loans for Agriculture and Allied Activities - contd.</b>						
<b>-402 Loans for Soil and Water Conservation</b>						
102 Soil Conservation						
Soil Conservation on Field Trial and Dry Farm Technology	10,26,32		10,26,32		10,26,32	
Loans to Cultivators for Soil Conservation Works on Watershed basins (Expenditure transferred from 2402)	35,57,96		35,57,96	32	35,57,64	
Loans for Soil Conservation under D.P.A.P (Amount transferred from 2501).	1,97,19		1,97,19		1,97,19	
Loans for Soil Conservation Works in scarcity affected areas (Amount transferred from 2245)	3,90,25		3,90,25	5	3,90,20	
CSS of Soil Conservation on Watershed in River Valley Project	7,14,99		7,14,99		7,14,99	
Soil Conservation Works on Watershed Basins District Sector Scheme (Amount transferred from 2402)	2,65,09		2,65,09		2,65,09	
Loans for Soil Conservation in River Valley Project	22,48,65		22,48,65		22,48,65	
CSS for D.P.A.P (Amount transferred from 2401)	1,85,05		1,85,05		1,85,05	
CSS of Soil Conservation on Catchment Area of River Valley Projects	23,33,46		23,33,46		23,33,46	
Bunding Takavi	(-) 1,94,31		(-) 1,94,31	7,61	(-) 2,01,92 (m)	
Miscellaneous Loans (Balance Rs.25 lakh or less in each case)	(-) 3,14		(-) 3,14	1,06	(-) 4,20 (m)	
203 Land Reclamations and Development						
Land Reclamation Scheme	1,30,22		1,30,22		1,30,22	
<b>Total 6402</b>	<b>1,08,51,73</b>	...	<b>1,08,51,73</b>	<b>9,04</b>	<b>1,08,42,69</b>	

(m) Reasons for minus balance are under examination.

STATEMENT NO.18 DETAILED STATEMENT OF LOANS AND ADVANCES BY GOVERNMENT - contd.

<i>Head of Account</i>	<i>Balance on 1<sup>st</sup> April 2006</i>	<i>Amount advanced during the year</i>	<i>Total</i>	<i>Amount repaid during the year</i>	<i>Balance on 31<sup>st</sup> March 2007</i>	<i>Interest received and credited to Revenue</i>
<i>(In thousands of rupees)</i>						
(1)	(2)	(3)	(4)	(5)	(6)	(7)
<b>F Loans and Advances - contd.</b>						
<b>C Loans for Economic Services - contd.</b>						
<i>(a) Loans for Agriculture and Allied Activities - contd.</i>						
<b>6403 Loans for Animal Husbandry</b>						
102 Cattle and Buffalo Development						
Miscellaneous Loans (Balance Rs.25 lakh or less in each case)	6,04		6,04		6,04	
	(&)					
103 Poultry Development						
Miscellaneous Loans (Balance Rs.25 lakh or less in each case)	4,86		4,86		4,86	
104 Sheep and Wool Development						
Miscellaneous Loans (Balance Rs.25 lakh or less in each case)	3,00		3,00		3,00	
	(&)					
<b>Total 6403</b>	<b>13,90</b>	...	<b>13,90</b>	...	<b>13,90</b>	
<b>6404 Loans for Dairy Development</b>						
190 Loans to Public Sector and other undertakings						
Loans to Karnataka Dairy Development Corporation (Karnataka Milk Producers Co-operative Federation Limited)	12,59,27		12,59,27		12,59,27	
800 Other Loans						
Dairy Co-operatives	26,69		26,69		26,69	
Miscellaneous Loans (Balance Rs.25 lakh or less in each case)	17,49		17,49		17,49	
<b>Total 6404</b>	<b>13,03,45</b>	...	<b>13,03,45</b>	...	<b>13,03,45</b>	
<b>6405 Loans for Fisheries</b>						
105 Processing, Preservation and Marketing						
Construction and Improvement of Fish Markets and Marketing Facilities	14,33		14,33	82	13,51	
Miscellaneous Loans (Balance Rs.25 lakh or less in each case)	12		12		12	

(&) Differs from the closing balance of previous year by 1, due to rounding.



**STATEMENT NO.18 DETAILED STATEMENT OF LOANS AND ADVANCES BY GOVERNMENT - contd.**

<i>Head of Account</i>	<i>Balance on 1<sup>st</sup> April 2006</i>	<i>Amount advanced during the year</i>	<i>Total</i>	<i>Amount repaid during the year</i>	<i>Balance on 31<sup>st</sup> March 2007</i>	<i>Interest received and credited to Revenue</i>
<i>(In thousands of rupees)</i>						
(1)	(2)	(3)	(4)	(5)	(6)	(7)
<b>F Loans and Advances - contd.</b>						
<b>C Loans for Economic Services - contd.</b>						
<b>(a) Loans for Agriculture and Allied Activities - contd.</b>						
<b>6405 Loans for Fisheries - conclud.</b>						
106 Mechanisation of fishing crafts						
Miscellaneous Loans (Balance Rs.25 lakh or less in each case)	(-) 26		(-) 26	1	(-) 27	(m)
195. Loans to Cooperatives						
Loans to Fishermen Co- operative Societies for implementation of NCDC Assisted Project	2,08,54	4,00	2,12,54	26,57	1,85,97	
800 Other Loans						
Fishermen's Co-operatives	49,58		49,58		49,58	
Loans to Fisheries Co-operative Federation under Reservoir Fisheries Project with NCDC assistance	1,12,25		1,12,25	1,36	1,10,89	
Loans to Karnataka Fisheries Development Corporation	70,00		70,00		70,00	
Improvement of traditional fishing	(-) 72,76		(-) 72,76		(-) 72,76	(m)
Loans to Dakshina Kannada District Fish Marketing Co- operative Federation Limited, Mangalore	11,06		11,06		11,06	
Miscellaneous Loans (Balance Rs.25 lakh or less in each case)	10,65		10,65	23	10,42	
<b>Total 6405</b>	<b>4,03,51</b>	<b>4,00</b>	<b>4,07,51</b>	<b>28,99</b>	<b>3,78,52</b>	

(m) Reasons for minus balance are under examination.

STATEMENT NO.18 DETAILED STATEMENT OF LOANS AND ADVANCES BY GOVERNMENT - contd.

<i>Head of Account</i>	<i>Balance on 1<sup>st</sup> April 2006</i>	<i>Amount advanced during the year</i>	<i>Total</i>	<i>Amount repaid during the year</i>	<i>Balance on 31<sup>st</sup> March 2007</i>	<i>Interest received and credited to Revenue</i>
(1)	(2)	(3)	(4)	(5)	(6)	(7)
<i>(In thousands of rupees)</i>						
F Loans and Advances - contd.						
C Loans for Economic Services - contd.						
(a) Loans for Agriculture and Allied Activities - contd.						
6406 Loans for Forestry and Wildlife						
101 Forest Conservation, Development and Regeneration Karnataka sustainable Forest management & Bio-Conservation Project IDP 163		4,14	4,14		4,14	
104 Forestry						
Loans to Karnataka Forest Industries Corporation	1,16		1,16		1,16	
Loans to Karnataka Forest Development Corporation (Formerly known as Karnataka Forest Plantation Corporation)	15,07,05		15,07,05		15,07,05	
Miscellaneous Loans (Balance Rs.25 lakh or less in each case)	9,38		9,38		9,38	
<b>Total 6406</b>	<b>15,17,59</b>	<b>4,14</b>	<b>15,21,73</b>	...	<b>15,21,73</b>	
6408 Loans for Food, Storage and Warehousing						
01 Food						
190 Loans to Public Sector and other undertakings						
Loans to Karnataka Food and Civil Supplies Corporation Limited	1,62,42		1,62,42		1,62,42	
Miscellaneous Loans (Balance Rs.25 lakh or less in each case)	15,00		15,00		15,00	
800 Other Loans						
Centrally Sponsored Scheme for Construction of Godown	66,00		66,00		66,00	
Loans to Food Storage and Warehousing						
Working Capital Loan to Karnataka Food and Civil Supplies Corporation	8,50,00		8,50,00		8,50,00	

(\*) Includes Rs.1,16,05 thousand shown distinctly as Loans to Karnataka Forest Plantation Corporation in the previous year.

STATEMENT NO.18 DETAILED STATEMENT OF LOANS AND ADVANCES BY GOVERNMENT - contd.

Head of Account	Balance on 1 <sup>st</sup> April 2006	Amount advanced during the year	Total	Amount repaid during the year	Balance on 31 <sup>st</sup> March 2007	Interest received and credited to Revenue
(1)	(2)	(3)	(4)	(5)	(6)	(7)
(In thousands of rupees)						
<b>F Loans and Advances - contd.</b>						
<b>C Loans for Economic Services - contd.</b>						
<b>(a) Loans for Agriculture and Allied Activities - contd.</b>						
<b>6408 Loans for Food, Storage and Warehousing - conclud.</b>						
02 Storage and Warehousing						
190 Loans to Public Sector and other undertakings – Loans to Karnataka Warehousing Corporation for Construction of Godowns						
	18,59,18		18,59,18	(-) 55,54	19,14,72	
195 Loans to Cooperatives Warehousing and Marketing Co-operatives						
	6,77,20		6,77,20	55,54	6,21,66	
Miscellaneous Loans (Balance Rs.25 lakh or less in each case)						
	(-) 63		(-) 63		(-) 63 (m)	
800 Other Loans						
Miscellaneous Loans (Balance Rs.25 lakh or less in each case)						
	(-) 38		(-) 38		(-) 38 (m)	
<b>Total 6408</b>	<b>36,28,79</b>	...	<b>36,28,79</b>	...	<b>36,28,79</b>	
<b>6416 Loans to Agricultural Financial Institutions</b>						
190 Loans to Public Sector and other undertakings						
Karnataka State Co-operative Agricultural and Rural Development Bank - Loans for Purchase of Debentures						
	43,32,35	5,93,06	49,25,41		49,25,41	
<b>Total 6416</b>	<b>43,32,35</b>	<b>5,93,06</b>	<b>49,25,41</b>	...	<b>49,25,41</b>	
<b>6425 Loans for Co-operation</b>						
107 Loans to credit Cooperatives -						
Loans to credit Cooperatives						
	(-) 6,99,22		(-) 6,99,22		(-) 6,99,22 (m)	
Loans to cover overdues of tenants under Land Reform Scheme						
	29,76		29,76	1,19	28,57	
Conversion of Short Term Loans into Medium Term Loans Scarcity Relief						
	(-) 49,38		(-) 49,38	6	(-) 49,44 (m)	
Centrally Sponsored Scheme - Non overdue cover assistance under special Rice production Programme and Oil seeds Purchases						
	3,66,70		3,66,70		3,66,70	

(m) Reasons for minus balance are under examination.

STATEMENT NO.18 DETAILED STATEMENT OF LOANS AND ADVANCES BY GOVERNMENT - contd.

Head of Account	Balance on 1 <sup>st</sup> April 2006	Amount advanced during the year	Total	Amount repaid during the year	Balance on 31 <sup>st</sup> March 2007	Interest received and credited to Revenue
(In thousands of rupees)						
(1)	(2)	(3)	(4)	(5)	(6)	(7)
F Loans and Advances - contd.						
C Loans for Economic Services - contd.						
(a) Loans for Agriculture and Allied Activities - contd.						
6425 Loans for Co-operation - contd.						
107 Loans to credit Cooperatives - concl.						
Loans to Other Societies	37,72		37,72	10,64	27,08	
Loans to bridge the shortfall in the recovery of the Block Overdue	(-) 32,44		(-) 32,44		(-) 32,44 (m)	
Loans for Co-operative Agricultural and Rural Development Bank	(-) 2,95,53 (&)		(-) 2,95,53	86,83	(-) 3,82,36 (m)	
Special Component for SCs - Loans for financial assistance to SCs	8,42,50 (&)		8,42,50	79	8,41,71	
Agricultural Credit Stabilisation Fund	4,87,21		4,87,21		4,87,21	
Centrally Sponsored Scheme - Agricultural Credit Stabilisation Fund	(-) 97,36		(-) 97,36	3,26	(-) 1,00,62 (m)	
Miscellaneous Loans (Balance Rs.25 lakh or less in each case)	(-) 24,51		(-) 24,51	2,15	(-) 26,66 (m)	
108 Loans to other Cooperatives						
Processing Co-operative Societies	6,12,62		6,12,62	1,11	6,11,51	
Karnataka State Co-operative Marketing Federation	7,53,89		7,53,89	2	7,53,87	
Loan assistance to Revival and Rehabilitation of closed and sick Co-operative Spinning Mills	50,00		50,00		50,00	
N.C.D.C. Integrated Development Programme	60,41		60,41		60,41	
N.C.D.C. Scheme - Integrated Co-operative Development Programme	2,83,22	38,11	3,21,33	34,95	2,86,38	
Conversion of Purchase Tax due from Sugar Factories into interest- free Loan	12,35,68		12,35,68		12,35,68	

(m) Reasons for minus balance are under examination.

(&) Differs from the closing balance of previous year by 1, due to rounding.

STATEMENT NO.18 DETAILED STATEMENT OF LOANS AND ADVANCES BY GOVERNMENT - contd.

Head of Account	Balance on 1 <sup>st</sup> April 2006	Amount advanced during the year	Total	Amount repaid during the year	Balance on 31 <sup>st</sup> March 2007	Interest received and credited to Revenue
(1)	(2)	(3)	(4)	(5)	(6)	(7)
(In thousands of rupees)						
F Loans and Advances - contd.						
C Loans for Economic Services - contd.						
(a) Loans for Agriculture and Allied Activities - contd.						
425 Loans for Co-operation - contd.						
108 Loans to other Cooperatives - conclud. Financial Assistance to Fruit Processing Societies for Rehabilitation Programme (NCDC)	70,00		70,00		70,00	
Loans for Construction of Godowns NCDC-CSS	(-) 54,95		(-) 54,95	1,75	(-) 56,70 (m)	
CSS of NCDC Loans for Small and Medium size Processing Units	2,18,59		2,18,59	3,30	2,15,29	
CSS of NCDC for Construction of Rural Godown by PACs and for Cotton Companies through World Bank	30,89		30,89	12,99	17,90	
Construction of Godowns under Centrally Sponsored Scheme	5,17,25		5,17,25	2,03	5,15,22	
CSS for Promotion and Development of Weaker Sections Cooperatives	1,40,59		1,40,59	4,69	1,35,90	
Loans to Apex Bank for repayment of overdues to NCDC	35,79,73		35,79,73		35,79,73	
Loan Provision for NCDC Sponsored Schemes Loans to Small and Medium Sized Industries	3,11,51		3,11,51	3,08	3,08,43	
Loans to various categories of Co- operative Societies NCDC Lumpsum	10,82,77		10,82,77	5,76	10,77,01	
Special Credits to PACs for BDP (Interest Free Loans) - CSS	10,74		10,74	12,20	(-) 1,46 (m)	
Loans to Farmers Cooperative Spinning Mills, Hulkoti	1,03,50	3,10,50	4,14,00		4,14,00	
Loans to Karnataka Woolen Textiles, Rannebenur		34,05	34,05	94	33,11	
Miscellaneous Loans (Balance Rs.25 lakh or less in each case)	(-) 39,00		(-) 39,00	17,46	(-) 56,46 (m)	

(m) Reasons for minus balance are under examination.

STATEMENT NO.18 DETAILED STATEMENT OF LOANS AND ADVANCES BY GOVERNMENT - contd.

<i>Head of Account</i>	<i>Balance on 1<sup>st</sup> April 2006</i>	<i>Amount advanced during the year</i>	<i>Total</i>	<i>Amount repaid during the year</i>	<i>Balance on 31<sup>st</sup> March 2007</i>	<i>Intere= received credited Revenu= Revenu= Revenu=</i>
(1)	(2)	(3)	(4)	(5)	(6)	(7)
<i>(In thousands of rupees)</i>						
<b>F Loans and Advances - contd.</b>						
<b>C Loans for Economic Services - contd.</b>						
<i>(a) Loans for Agriculture and Allied Activities - conclud.</i>						
<b>6425 Loans for Co-operation - conclud.</b>						
796 Tribal Area Sub-Plan CSS for providing assistance to Cooperative Institutions and Cooperatively Weak Tribal Areas	3,78,11		3,78,11		3,78,11	
Miscellaneous Loans (Balance Rs.25 lakh or less in each case)	(-) 60,44		(-) 60,44	2,30	(-) 62,74	(m)
800 Other Loans						
Interest Free Loan - Share Capital Contribution	78,33		78,33	3,96	74,37	
Miscellaneous Loans (Balance Rs.25 lakh or less in each case)	(-) 2,59		(-) 2,59		(-) 2,59	(m)
<b>Total 6425</b>	<b>99,26,30</b>	<b>3,82,66</b>	<b>1,03,08,96</b>	<b>2,11,46</b>	<b>1,00,97,50</b>	
<b>6435 Loans for Other Agricultural Programmes</b>						
60 Others						
800 Other Loans						
Miscellaneous Loans (Balance Rs.25 lakh or less in each case)	(-) 2,02		(-) 2,02		(-) 2,02	(m)
<b>Total 6435</b>	<b>(-) 2,02</b>	<b>...</b>	<b>(-) 2,02</b>	<b>...</b>	<b>(-) 2,02</b>	
<b>Total (a) Loans for Agriculture and Allied Activities</b>	<b>3,69,92,04</b>	<b>9,83,86</b>	<b>3,79,75,90</b>	<b>2,49,41</b>	<b>3,77,26,49</b>	
<i>(b) Loans for Rural Development</i>						
<b>6501 Loans for Special Programmes for Rural Development</b>						
201 Integrated Rural Development Programme						
Miscellaneous Loans (Balance Rs.25 lakh or less in each case)	5		5		5	
<b>Total 6501</b>	<b>5</b>	<b>...</b>	<b>5</b>	<b>...</b>	<b>5</b>	

(m) Reasons for minus balance are under examination.

STATEMENT NO.18 DETAILED STATEMENT OF LOANS AND ADVANCES BY GOVERNMENT - contd.

Head of Account	Balance on 1 <sup>st</sup> April 2006	Amount advanced during the year	Total	Amount repaid during the year	Balance on 31 <sup>st</sup> March 2007	Interest received and credited to Revenue
(In thousands of rupees)						
(1)	(2)	(3)	(4)	(5)	(6)	(7)
<b>F Loans and Advances - contd.</b>						
<b>C Loans for Economic Services - contd.</b>						
<b>(b) Loans for Rural Development - contd.</b>						
<b>505 Loans for Rural Employment</b>						
800 Other Loans						
Miscellaneous Loans (Balance Rs.25 lakh or less in each case)	(-) 3		(-) 3		(-) 3 (m)	
<b>Total 6505</b>	<b>(-) 3</b>	<b>...</b>	<b>(-) 3</b>	<b>...</b>	<b>(-) 3</b>	
<b>506 Loans for Land Reforms</b>						
800 Other Loans						
Miscellaneous Loans (Balance Rs.25 lakh or less in each case)	(-) 14		(-) 14		(-) 14 (m)	
<b>Total 6506</b>	<b>(-) 14</b>	<b>...</b>	<b>(-) 14</b>	<b>...</b>	<b>(-) 14</b>	
<b>515 Loans for other Rural Development Programmes</b>						
101 Panchayati Raj						
Loans to Taluk Board and Village Panchayats for conducting Elections	72,88		72,88		72,88	
Loans to Village Panchayats for creation of remunerative assets	79,81 (&)		79,81		79,81	
Taluk Board and Village Panchayats	1,02,24		1,02,24		1,02,24	
Miscellaneous Loans (Balance Rs.25 lakh or less in each case)	28,19		28,19		28,19	
102 Community Development						
Loans in connection with CD & NES Programme	1,39,31		1,39,31		1,39,31	
People's Housing Scheme (Janatha Housing Scheme)	33,15 (&)		33,15	18	32,97	

=(&) Differs from the closing balance of previous year by 1, due to rounding.

=(m) Reasons for minus balance are under examination.

STATEMENT NO.18 DETAILED STATEMENT OF LOANS AND ADVANCES BY GOVERNMENT - contd.

Head of Account	Balance on 1 <sup>st</sup> April 2006	Amount advanced during the year	Total	Amount repaid during the year	Balance on 31 <sup>st</sup> March 2007	Interest received and credited to Revenue
(1)	(2)	(3)	(4)	(5)	(6)	(7)
<i>(In thousands of rupees)</i>						
<b>F Loans and Advances - contd.</b>						
<b>C Loans for Economic Services - contd.</b>						
<i>(b) Loans for Rural Development - conclud.</i>						
<b>6515 Loans for other Rural Development Programmes - conclud.</b>						
103 Rural Works Programmes Rural Works Programmes in chronically drought affected areas	1,24,84		1,24,84		1,24,84	
Miscellaneous Loans (Balance Rs.25 lakh or less in each case)	7,01		7,01		7,01	
796 Tribal Area Sub-Plan	84,24		84,24		84,24	
<b>Total 6515</b>	<b>6,71,67</b>	...	<b>6,71,67</b>	<b>18</b>	<b>6,71,49</b>	
<i>Total (b) Loans for Rural Development</i>	<i>6,71,55</i>	...	<i>6,71,55</i>	<i>18</i>	<i>6,71,37</i>	
<i>(c) Loans for Special Area Programmes</i>						
<b>6551 Loans for Hill Areas</b>						
<i>01 Western Ghats</i>						
Miscellaneous Loans (Balance Rs.25 lakh or less in each case)	12,93		12,93		12,93	
<b>Total 6551</b>	<b>12,93</b>	...	<b>12,93</b>	...	<b>12,93</b>	
<i>Total (c) Loans for Special Areas Programmes</i>	<i>12,93</i>	...	<i>12,93</i>	...	<i>12,93</i>	
<i>(d) Loans for Irrigation and Flood Control</i>						
<b>6701 Loans for Major and Medium Irrigation</b>						
Miscellaneous Loans (Balance Rs.25 lakh or less in each case)	(-) 59		(-) 59		(-) 59 (m)	
<b>Total 6701</b>	<b>(-) 59</b>	...	<b>(-) 59</b>	...	<b>(-) 59</b>	

(m) Reasons for minus balance are under examination.



STATEMENT NO.18 DETAILED STATEMENT OF LOANS AND ADVANCES BY GOVERNMENT - contd.

<i>Head of Account</i>	<i>Balance on 1<sup>st</sup> April 2006</i>	<i>Amount advanced during the year</i>	<i>Total</i>	<i>Amount repaid during the year</i>	<i>Balance on 31<sup>st</sup> March 2007</i>	<i>Interest received and credited to Revenue</i>
(1)	(2)	(3)	(4)	(5)	(6)	(7)
<i>(In thousands of rupees)</i>						
<b>F Loans and Advances - contd.</b>						
<b>C Loans for Economic Services - contd.</b>						
<b>(d) Loans for Irrigation and Flood Control - conclud.</b>						
<b>702 Loans for Minor Irrigation</b>						
101 Surface Water						
Loans for Maintenance and Restoration of Tanks	28,12		28,12		28,12	
Loans to Cultivators for Irrigation Pumps	51,78		51,78		51,78	
Miscellaneous Loans (Balance Rs.25 lakh or less in each case)	15,47		15,47		15,47	
102 Ground Water						
Loans to Cultivators for Irrigation Wells	1,01,42		1,01,42		1,01,42	
800 Other Loans						
Loans to Karnataka Electricity Board for Energising Pumpsets and for extension of Power Lines	4,47,93		4,47,93		4,47,93	
Miscellaneous Loans (Balance Rs.25 lakh or less in each case)	(-) 13,37		(-) 13,37		(-) 13,37	(m)
<b>Total 6702</b>	<b>6,31,35</b>	...	<b>6,31,35</b>	...	<b>6,31,35</b>	
<b>6705 Loans for Command Area Development</b>						
800 Other Loans						
CSS for Development of Land	89,57		89,57		89,57	
CSS for Setting up of Special Loan account for financing in-eligible Farmers	40,00		40,00		40,00	
Loans under Land Improvement (New Rules)	1,45,79		1,45,79		1,45,79	
Development and Rehabilitation of Takavi in Tungabhadra and Other Major Irrigation Projects	72,49		72,49		72,49	
Miscellaneous Loans (Balance Rs.25 lakh or less in each case)	(-) 6,64		(-) 6,64		(-) 6,64	(m)
<b>Total 6705</b>	<b>3,41,21</b>	...	<b>3,41,21</b>	...	<b>3,41,21</b>	
<b>Total (d) Loans for Irrigation and Flood Control</b>	<b>9,71,97</b>	...	<b>9,71,97</b>	...	<b>9,71,97</b>	

(m) Reasons for minus balance are under examination.

STATEMENT NO.18 DETAILED STATEMENT OF LOANS AND ADVANCES BY GOVERNMENT - contd.

<i>Head of Account</i>	<i>Balance on 1<sup>st</sup> April 2006</i>	<i>Amount advanced during the year</i>	<i>Total</i>	<i>Amount repaid during the year</i>	<i>Balance on 31<sup>st</sup> March 2007</i>	<i>Interest received and credited to Revenue</i>
(1)	(2)	(3)	(4)	(5)	(6)	(7)
<i>(In thousands of rupees)</i>						
<b>F Loans and Advances - contd.</b>						
<b>C Loans for Economic Services - contd.</b>						
<i>(e) Loans for Energy -</i>						
<b>6801 Loans for Power Projects</b>						
190 Loans to Public Sector and other undertakings						
Loans to KPTCL -						
Special Grant IPDP Accelerated Power Development Programme Pradhana Mantri Gramodaya Yojana - Loans to KPTCL	2,52,58,48		2,52,58,48	1,39,00	2,51,19,48	
Liability of KPTCL (to CPSUs) taken over by Government (treated as loan to KPTCL)	15,09,85		15,09,85	47,00	14,62,85	
Loans for Energisation of Irrigation Wells	5,50,95,40		5,50,95,40		5,50,95,40	
16,38,00			16,38,00		16,38,00	
201 Hydel Generation -						
Loans to Karnataka Power Corporation Limited	12,80,63		12,80,63		12,80,63	
204 Rural Electrification						
Loans to Karnataka Electricity Board for Rural Electrification	7,61,70		7,61,70		7,61,70	
205 Transmission and Distribution - Other Schemes						
CSS of Construction of Inter - State transmission lines	42,74,38		42,74,38		42,74,38	
Loans to Karnataka Electricity Board for Malaprabha Lift Irrigation Scheme	76,81		76,81		76,81	
Loans to Karnataka Electricity Board - Loans for Other Schemes	1,93,85,43		1,93,85,43		1,93,85,43	
Loans to Karnataka Electricity Board for Implementation of Plan Schemes	80,70,00		80,70,00		80,70,00	
796 Tribal Area Sub-Plan						
Loans to Karnataka Electricity Board - Rural Electrification	13,48,00		13,48,00		13,48,00	

STATEMENT NO.18 DETAILED STATEMENT OF LOANS AND ADVANCES BY GOVERNMENT - contd.

<i>Head of Account</i>	<i>Balance on 1<sup>st</sup> April 2006</i>	<i>Amount advanced during the year</i>	<i>Total</i>	<i>Amount repaid during the year</i>	<i>Balance on 31<sup>st</sup> March 2007</i>	<i>Interest received and credited to Revenue</i>
(1)	(2)	(3)	(4)	(5)	(6)	(7)
<i>(In thousands of rupees)</i>						
<b>F Loans and Advances - contd.</b>						
<b>C Loans for Economic Services - contd.</b>						
<b>(e) Loans for Energy - conclud.</b>						
<b>801 Loans for Power Projects - conclud.</b>						
800 Other Loans to Electricity Boards - Loans to Karnataka Electricity Board	61,71,79		61,71,79		61,71,79	
<b>Total 6801</b>	<b>12,48,70,47</b>	...	<b>12,48,70,47</b>	<b>1,86,00</b>	<b>12,46,84,47</b>	
<b>Total (e) Loans for Energy</b>	<b>12,48,70,47</b>	...	<b>12,48,70,47</b>	<b>1,86,00</b>	<b>12,46,84,47</b>	
<b>(f) Loans for Industry and Minerals</b>						
<b>851 Loans for Village and Small Industries</b>						
102 Small Scale Industries						
Government Tool Rooms and Training Centre - Construction of Building at Mysore	13,05,00		13,05,00		13,05,00	
Loans to Government Tool Room and Training Centre for Customs Duty	65,00		65,00		65,00	
Dutch assisted Project for Construction of Industrial Sheds	(-) 54,16		(-) 54,16	33,42	(-) 87,58 (m)	
Loans to Karnataka State Small Industries Corporation	5,86,74		5,86,74	8,44	5,78,30	
Loans for Seed/Margin Money for Educated unemployed to start Small Scale Industries (&)	(-) 1,31,94		(-) 1,31,94	1,36	(-) 1,33,30 (m)	
Intensive Development of Rural Industries	55,19		55,19		55,19	
Seed Money for revival of Small Sick Units	4,37,48		4,37,48	4,60	4,32,88	
Government Tool Room and Training Centre, Bangalore	7,03,03		7,03,03		7,03,03	
Loans to Small Scale and Cottage Industries for Other Miscellaneous Purposes	(-) 1,94,18		(-) 1,94,18	63	(-) 1,94,81 (m)	
Loans for Central Institute for Plastic Engineering and Technology - Mysore	35,00		35,00		35,00	

(&) Differs from the closing balance of previous year by 1, due to rounding.

(m) Reasons for minus balance are under examination.

STATEMENT NO.18 DETAILED STATEMENT OF LOANS AND ADVANCES BY GOVERNMENT - contd.

Head of Account	Balance on 1 <sup>st</sup> April 2006	Amount advanced during the year	Total	Amount repaid during the year	Balance on 31 <sup>st</sup> March 2007	Interes received credited Revenue
(In thousands of rupees)						
(1)	(2)	(3)	(4)	(5)	(6)	(7)
<b>F Loans and Advances - contd.</b>						
<b>C Loans for Economic Services - contd.</b>						
<b>(f) Loans for Industry and Minerals - contd.</b>						
<b>6851 Loans for Village and Small Industries - contd.</b>						
102 Small Scale Industries - conclud.						
Loans to Industrial Units affected by Riots	1,02,14		1,02,14		1,02,14	
Schemes under 'Vishwa' Miscellaneous Loans (Balance Rs.25 lakh or less in each case)	2,47,50		2,47,50		2,47,50	
	(-) 71,57		(-) 71,57	2	(-) 71,59 (m)	
103 Handloom Industries						
Karnataka Handloom Development Corporation	5,49,76		5,49,76		5,49,76	
Project Package Scheme for Handloom Weavers	1,41,06		1,41,06	7,94	1,33,12	
Transferred Scheme of loan for intensive Handloom Development Project - Central	37,00		37,00		37,00	
Transferred Scheme of Loan for Intensive Handloom Development Project - State	31,53		31,53		31,53	
CSS of Loan for Pre-Loom and Post-loom facilities / Processing Facilities - Central Share	2,10,49		2,10,49		2,10,49	
CSS of Handloom Development Scheme KHDC	42,21		42,21		42,21	
CSS of Export Oriented Cotton Pilot Production Project Intensive Handloom	51,89		51,89		51,89	
Development Project	4,99,59		4,99,59		4,99,59	
Modernisation of Looms KHDC	19,87		19,87		19,87	
CSS Scheme of Export Oriented Silk Pilot Production Project	51,05		51,05		51,05	
NCDC Scheme for Handloom Societies	66,87		66,87		66,87	
Miscellaneous Loans (Balance Rs.25 lakh or less in each case)	(-) 51,87		(-) 51,87	3,23	(-) 55,10 (m)	

(m) Reasons for minus balance are under examination.

STATEMENT NO.18 DETAILED STATEMENT OF LOANS AND ADVANCES BY GOVERNMENT - contd.

Head of Account	Balance on 1 <sup>st</sup> April 2006	Amount advanced during the year	Total	Amount repaid during the year	Balance on 31 <sup>st</sup> March 2007	Interest received and credited to Revenue
(1)	(2)	(3)	(4)	(5)	(6)	(7)
(In thousands of rupees)						
<b>F Loans and Advances - contd.</b>						
<b>C Loans for Economic Services - contd.</b>						
<b>(f) Loans for Industry and Minerals - contd.</b>						
<b>6851 Loans for Village and Small Industries - contd.</b>						
104 Handicraft Industries						
Dutch assisted project of Construction of Industrial Sheds	1,19,00		1,19,00		1,19,00	
Miscellaneous Loans (Balance Rs.25 lakh or less in each case)	2,84		2,84		2,84	
105 Khadi and Village Industries						
Miscellaneous Loans (Balance Rs.25 lakh or less in each case)	31,87		31,87		31,87	
106 Coir Industries						
Integrated Coir Development Project	2,76,04		2,76,04		2,76,04	
Assistance to Coir Co-operative Societies (&)	7,00,12		7,00,12		7,00,12	
Miscellaneous Loans (Balance Rs.25 lakh or less in each case)	(-) 8		(-) 8		(-) 8 (m)	
107 Sericulture Industries						
Loans for Establishment of Co-operative Filature Factories Plan NCDC	52,05		52,05		52,05	
Dutch assisted Project for Construction of Industrial Sheds	1,21,01		1,21,01		1,21,01	
Uzi Fly Eradication Programme	40,71		40,71		40,71	
Karnataka Silk Co-operative Marketing Federation	2,44,85		2,44,85		2,44,85	
Miscellaneous Loans (Balance Rs.25 lakh or less in each case)	36,38		36,38	88	35,50	
108 Powerloom Industries						
Powerloom Facilities	78,00		78,00	7	77,93	
NCDC scheme for Powerloom Co-operatives	8,47,54	2,88,25	11,35,79		11,35,79	
Miscellaneous Loans (Rs.25 lakh and less in each case)	1,72,01		1,72,01		1,72,01	

(&) Differs from the closing balance of previous year by 1, due to rounding.

(m) Reasons for minus balance are under examination.

STATEMENT NO.18 DETAILED STATEMENT OF LOANS AND ADVANCES BY GOVERNMENT - contd.

<i>Head of Account</i>	<i>Balance on 1<sup>st</sup> April 2006</i>	<i>Amount advanced during the year</i>	<i>Total</i>	<i>Amount repaid during the year</i>	<i>Balance on 31<sup>st</sup> March 2007</i>	<i>Interest received and credited to Revenue</i>
<i>(In thousands of rupees)</i>						
(1)	(2)	(3)	(4)	(5)	(6)	(7)
<b>F Loans and Advances - contd.</b>						
<b>C Loans for Economic Services - contd.</b>						
<i>(f) Loans for Industry and Minerals - contd.</i>						
<b>6851 Loans for Village and Small Industries - conclud.</b>						
109 Composite Village and Small Industries Cooperatives - Industrial Cooperatives	4,87,88		4,87,88		4,87,88	
200 Other Village Industries						
Dutch assisted Project for Construction of Industrial Sheds	1,54,51		1,54,51		1,54,51	
Seed/Margin Money for training of SSI Units in Rural Areas	1,33,17		1,33,17	5,17	1,28,00	
CSS Intensive Development of Rural Industries	97,69		97,69		97,69	
Karnataka Small Industries Development Corporation Limited	1,31,24		1,31,24		1,31,24	
Loans to Karnataka Leather Industries Development Corporation	1,79,05		1,79,05	94	1,78,11	
Industrial Co-operative Societies	56,30		56,30		56,30	
Working Capital Loans to Industrial Cooperatives	57,18		57,18	44	56,74	
Miscellaneous Loans (Balance Rs.25 lakh or less in each case)	14,31		14,31	20	14,11	
<b>Total 6851</b>	<b>87,68,35</b>	<b>2,88,25</b>	<b>90,56,60</b>	<b>67,34</b>	<b>89,89,26</b>	
<b>6852 Loans for Iron and Steel Industries</b>						
<i>01 Mining</i>						
190 Loans to Public Sector and other undertakings						
Miscellaneous Loans (Balance Rs.25 lakh or less in each case)	9,09		9,09		9,09	
<i>02 Manufacture</i>						
190 Loans to Public Sector and other undertakings						
Loans to Dandeli Steel and Ferro Alloys Limited	30,71		30,71		30,71	
Vijayanagar Steel Limited Working Capital Assistance	68,46		68,46		68,46	

STATEMENT NO.18 DETAILED STATEMENT OF LOANS AND ADVANCES BY GOVERNMENT - contd.

Head of Account	Balance on 1 <sup>st</sup> April 2006	Amount advanced during the year	Total	Amount repaid during the year	Balance on 31 <sup>st</sup> March 2007	Interest received and credited to Revenue
(In thousands of rupees)						
(1)	(2)	(3)	(4)	(5)	(6)	(7)
<b>F Loans and Advances - contd.</b>						
<b>C Loans for Economic Services - contd.</b>						
<b>(f) Loans for Industry and Minerals - contd.</b>						
<b>6852 Loans for Iron and Steel Industries - conclud.</b>						
02 Manufacture - conclud.						
190 Loans to Public Sector and other undertakings - conclud.						
State Renewal Fund (VRS and other reliefs) (@)	3,69,52,18	2,58,88	3,72,11,06		3,72,11,06	
Miscellaneous Loans (Balance Rs.25 lakh or less in each case)	9,00		9,00		9,00	
<b>Total 6852</b>	<b>3,70,69,44</b>	<b>2,58,88</b>	<b>3,73,28,32</b>	...	<b>3,73,28,32</b>	
<b>853 Loans for Non-ferrous Mining and Metallurgical Industries</b>						
02 Non-Ferrous Metals						
190 Loans to Public Sector and other undertakings						
Loans to Gold Mining Companies	(-) 3,20		(-) 3,20		(-) 3,20 (m)	
Loans to Copper Consortium Limited	30,00		30,00		30,00	
Hutti Gold Mines Company Limited.	3,05,07		3,05,07		3,05,07	
Mysore Minerals Limited	20,45,91		20,45,91	6,07,40	14,38,51	
<b>Total 6853</b>	<b>23,77,78</b>	...	<b>23,77,78</b>	<b>6,07,40</b>	<b>17,70,38</b>	
<b>855 Loans for Fertilizer Industries</b>						
90 Loans to public Sector and other undertakings						
Mangalore Chemicals and Fertilizers Limited, Mangalore	10,49,00		10,49,00		10,49,00	
<b>Total 6855</b>	<b>10,49,00</b>	...	<b>10,49,00</b>	...	<b>10,49,00</b>	

m) Reasons for minus balance are under examination.

@) Previously shown as 'Vijayanagar Steel Limited - State Renewal Fund' is now changed as 'State Renewal Fund (VRS and other relief)' as the transactions shown against this head includes loans released for various Public Sector undertakings.

STATEMENT NO.18 DETAILED STATEMENT OF LOANS AND ADVANCES BY GOVERNMENT - contd.

<i>Head of Account</i>	<i>Balance on 1<sup>st</sup> April 2006</i>	<i>Amount advanced during the year</i>	<i>Total</i>	<i>Amount repaid during the year</i>	<i>Balance on 31<sup>st</sup> March 2007</i>	<i>Interest received and credited to Revenue</i>
(1)	(2)	(3)	(4)	(5)	(6)	(7)
<i>(In thousands of rupees)</i>						
<b>F Loans and Advances - contd.</b>						
<b>C Loans for Economic Services - contd.</b>						
<i>(f) Loans for Industry and Minerals - contd.</i>						
<b>6857 Loans for Chemical and Pharmaceutical Industries</b>						
<i>01 Chemicals and Pesticides Industries</i>						
190 Loans to Public Sector and other undertakings						
Loans to Mysore Acetate and Chemicals Limited	15,52,25		15,52,25		15,52,25	
800 Other Loans						
Miscellaneous Loans (Balance Rs.25 lakh or less in each case)	12,00		12,00		12,00	
<b>Total 6857</b>	<b>15,64,25</b>	...	<b>15,64,25</b>	...	<b>15,64,25</b>	
<b>6858 Loans for Engineering Industries</b>						
<i>01 Electrical Engineering Industries</i>						
190 Loans to Public Sector and other undertakings						
Loans to New Government Electric Factory	1,22,59,43		1,22,59,43		1,22,59,43	
Loans to Mysore Electrical Engineering Industries	14,05,89		14,05,89		14,05,89	
Loans to Mysore Lamp Works Limited	46,35,38		46,35,38	9,85	46,25,53	
Loans to Karnataka Vidyuth Karkhane, Bangalore	49,08		49,08		49,08	
Miscellaneous Loans (Balance Rs.25 lakh or less in each case)	8,14		8,14		8,14	
<i>02 Other Industrial Machinery Industries</i>						
190 Loans to Public Sector and other undertakings						
Loans to Karnataka Implements and Machinery Company	2,15,89		2,15,89		2,15,89	
Loans to Electro Mobiles India Limited	61,00		61,00		61,00	



STATEMENT NO.18 DETAILED STATEMENT OF LOANS AND ADVANCES BY GOVERNMENT - contd.

Head of Account	Balance on 1 <sup>st</sup> April 2006	Amount advanced during the year	Total	Amount repaid during the year	Balance on 31 <sup>st</sup> March 2007	Interest received and credited to Revenue
(In thousands of rupees)						
(1)	(2)	(3)	(4)	(5)	(6)	(7)
<b>F Loans and Advances - contd.</b>						
<b>C Loans for Economic Services - contd.</b>						
<i>(f) Loans for Industry and Minerals - contd.</i>						
<b>6858 Loans for Engineering Industries - conclud.</b>						
02 <i>Other Industrial Machinery Industries - conclud.</i>						
190 Loans to Public Sector and other undertakings - conclud.						
Chamundi Machine Tools Limited, Mysore	2,21,64		2,21,64		2,21,64	
Miscellaneous Loans (Balance Rs.25 lakh or less in each case)	10,87		10,87		10,87	
80 <i>General</i>						
190 Loans to Public Sector and other undertakings						
Miscellaneous Loans (Balance Rs.25 lakh or less in each case)	9,97		9,97		9,97	
<b>Total 6858</b>	<b>1,88,77,29</b>	<b>...</b>	<b>1,88,77,29</b>	<b>9,85</b>	<b>1,88,67,44</b>	
<b>6859 Loans for Telecommunication and Electronic Industries</b>						
01 <i>Telecommunications</i>						
190 Loans to Public Sector and other undertakings						
Loans to Karnataka Telecommunication Limited	4,21,35		4,21,35		4,21,35	
02 <i>Electronics</i>						
190 Loans to Public Sector and other undertakings						
Loans to KEONICS	1,50,00		1,50,00		1,50,00	
Loans to REMCO	2,00,00		2,00,00		2,00,00	
Loans for Uninterrupted Power and Water Supply to Bangalore Electronic City	3,10,00		3,10,00		3,10,00	
Loans for Infrastructure facility to Electronic City at Mysore	1,63,70		1,63,70		1,63,70	
Loans for Infrastructure facility to Electronic City at Dharwar	55,00		55,00		55,00	

STATEMENT NO.18 DETAILED STATEMENT OF LOANS AND ADVANCES BY GOVERNMENT - contd.

<i>Head of Account</i>	<i>Balance on 1<sup>st</sup> April 2006</i>	<i>Amount advanced during the year</i>	<i>Total</i>	<i>Amount repaid during the year</i>	<i>Balance on 31<sup>st</sup> March 2007</i>	<i>Interest received and credited to Revenue</i>
<i>(In thousands of rupees)</i>						
(1)	(2)	(3)	(4)	(5)	(6)	(7)
F Loans and Advances - contd.						
C Loans for Economic Services - contd.						
(f) Loans for Industry and Minerals - contd.						
6859 Loans for Telecommunication and Electronic Industries - conclud.						
02 Electronics - conclud.						
190 Loans to Public Sector and other undertakings - conclud.						
Loans for Software/Export Promotion Development Activity	25,00		25,00		25,00	
<b>Total 6859</b>	<b>13,25,05</b>	...	<b>13,25,05</b>	...	<b>13,25,05</b>	
6860 Loans for Consumer Industries						
01 Textiles						
101 Loans to Co-operative Spinning Mills						
Loans to Farmers' Co-operative Spinning Mills Limited, Hulkoti	4,17,86		4,17,86		4,17,86	
190 Loans to Public Sector and Other Undertakings						
Loans to Mahadeva Textile Mills	12,53,18		12,53,18	(-) 1,60,56 (^)	14,13,74	
Loans to Sri Someswara Farmers Co-operative Spinning Mills Lakshmeswar	1,21,69		1,21,69		1,21,69	
Loans to Karnataka State Financial Corporation to discharge guarantee obligation to Sick Textile Mills	40,00		40,00		40,00	
Loans to Tungabhadra Farmers Co-operative Spinning Mills Limited, Ranebennur	1,51,00		1,51,00		1,51,00	
Loans to Raithara Sahakari Noolina Girani, Ranebennur	23,88		23,88		23,88	
Loans to Karnataka Textiles Private Limited	50,00		50,00		50,00	
Miscellaneous Loans (Balance Rs.25 lakh or less in each case)	8,48		8,48		8,48	

(^)^ Minus figure due to rectification of misclassification during previous years.

STATEMENT NO.18 DETAILED STATEMENT OF LOANS AND ADVANCES BY GOVERNMENT - contd.

<i>Head of Account</i>	<i>Balance on 1<sup>st</sup> April 2006</i>	<i>Amount advanced during the year</i>	<i>Total</i>	<i>Amount repaid during the year</i>	<i>Balance on 31<sup>st</sup> March 2007</i>	<i>Interest received and credited to Revenue</i>
(1)	(2)	(3)	(4)	(5)	(6)	(7)
<i>(In thousands of rupees)</i>						
F Loans and Advances - contd.						
C Loans for Economic Services - contd.						
(f) Loans for Industry and Minerals - contd.						
6860 Loans for Consumer Industries - contd.						
01 Textiles - conclud.						
800 Other Loans						
Loans to Co-operative Spinning Mills	1,92,07		1,92,07		1,92,07	
Loans to Bijapur Cooperative Spinning Mills	3,62,89		3,62,89		3,62,89	
Loans to Raichur Co-operative Spinning Mills Limited	3,85,64		3,85,64		3,85,64	
Loans to Belgaum Co-operative Cotton Spinning Mills Limited	5,92,42		5,92,42		5,92,42	
Loans to Sri Lakshmeswara Farmers Co-operative Spinning Mills Limited, Gadag District	5,55,90		5,55,90		5,55,90	
Loans to Bagalkot Co-operative Spinning Mills	1,61,68		1,61,68		1,61,68	
Loans to Tungabhadra Farmers Co-operative Spinning Mills, Ranebennur	5,31,00		5,31,00		5,31,00	
Loans to Gadag Co-operative Textile Mills Hulkoti	7,36,00		7,36,00		7,36,00	
03 Leather						
190 Loans to Public Sector and Other Undertakings						
Miscellaneous Loans (Balance Rs.25 lakh or less in each case)	5,58		5,58		5,58	
04 Sugar						
101 Loans to Co-operative Sugar Mills						
Loans to Karnataka Sahakari Sakkare Karkhane, Haveri	5,00,00		5,00,00		5,00,00	
Loans to Karnataka Sahakari Sakkare Karkhane, Hassan	1,00,00		1,00,00		1,00,00	
Loans to Dakshina Kannada Sahakari Sakkare Karkhane, Brahmavar	11,81,00		11,81,00		11,81,00	
Loans to Sangam Sahakari Sakkare Karkhane	15,00,00		15,00,00		15,00,00	

STATEMENT NO.18 DETAILED STATEMENT OF LOANS AND ADVANCES BY GOVERNMENT - contd.

<i>Head of Account</i>	<i>Balance on 1<sup>st</sup> April 2006</i>	<i>Amount advanced during the year</i>	<i>Total</i>	<i>Amount repaid during the year</i>	<i>Balance on 31<sup>st</sup> March 2007</i>	<i>Interest received and credited to Revenue</i>
<i>(In thousands of rupees)</i>						
(1)	(2)	(3)	(4)	(5)	(6)	(7)
<b>F Loans and Advances - contd.</b>						
<b>C Loans for Economic Services - contd.</b>						
<i>(f) Loans for Industry and Minerals - contd.</i>						
<b>6860 Loans for Consumer Industries - contd.</b>						
<i>04 Sugar - contd.</i>						
<b>101 Loans to Co-operative Sugar Mills - contd.</b>						
Loans to Karnataka Sahakari Sakkare Karkhane, Kollegal	5,51,14		5,51,14		5,51,14	
Loans to Kampli Sahakari Sakkare Karkhane, Kampli	2,78,80		2,78,80		2,78,80	
Loans to Sri. Rama Sahakari Sakkare Karkhane Limited	7,00,00		7,00,00		7,00,00	
Loans to Sahakari Sakkare Karkhane Niyamitha, Alland, Gulbarga	16,13,41		16,13,41		16,13,41	
Working Capital to Co-operative Sugar Factories in Karnataka	25,00		25,00		25,00	
Loans to Nandi Sahakari Sakkare Karkhane	2,00,00		2,00,00		2,00,00	
Loans to Vani Vilas Sahakari Sakkare Karkhane Limited, Hiriya	6,28,06		6,28,06		6,28,06	
Conversion of Purchase Tax from Sugar Factories into Loan	1,02,74,66		1,02,74,66		1,02,74,66	
Conversion of Purchase tax from Sugar Factories into Loan in respect of units established under World Bank Assistance	1,06,27		1,06,27		1,06,27	
Loans to Pandavapura Sahakari Sakkare Karkhane, Limited	39,51,45		39,51,45		39,51,45	
Loans to Bidar Sahakari Sakkare Karkhane, Halukhed, Bidar	21,27,04		21,27,04		21,27,04	
Loans to Raibag Sahakari Sakkare Karkhane	11,63,82		11,63,82		11,63,82	
Loans to Mahathma Gandhi Sahakari Sakkare Karkhane	26,84,00	2,40,00	29,24,00		29,24,00	
Loans to Markhandeya Sahakari Sakkare Karkhane	10,00,00		10,00,00		10,00,00	
Loans to Someshwara Sahakari Sakkare Karkhane	10,55,00		10,55,00		10,55,00	
Loans to Dhanalakshmi Sahakari Sakkare Karkhane	10,90,00		10,90,00		10,90,00	

STATEMENT NO.18 DETAILED STATEMENT OF LOANS AND ADVANCES BY GOVERNMENT - contd.

Head of Account	Balance on 1 <sup>st</sup> April 2006	Amount advanced during the year	Total	Amount repaid during the year	Balance on 31 <sup>st</sup> March 2007	Interest received and credited to Revenue
(1)	(2)	(3)	(4)	(5)	(6)	(7)
(In thousands of rupees)						
<b>F Loans and Advances - contd.</b>						
<b>C Loans for Economic Services - contd.</b>						
<i>(f) Loans for Industry and Minerals - contd.</i>						
<b>860 Loans for Consumer Industries - contd.</b>						
<i>04 Sugar - conclud.</i>						
101 Loans to Co-operative Sugar Mills - conclud.						
Loans to Naranja Sahakari Sakkare Karkhane	12,00,00		12,00,00		12,00,00	
Miscellaneous Loans (Balance Rs.25 lakh or less in each case)	6,55		6,55		6,55	
190 Loans to Public Sector and Other Undertakings						
Loans to Chamundeshwari Sugar Mills	3,09,00		3,09,00		3,09,00	
Loans to Doodhganga Sugar Mills	3,00,77		3,00,77		3,00,77	
Loans to Gangavathi Sugar Mills	8,66,18		8,66,18		8,66,18	
Loans to Bhadra Sugar Mills	1,80,42		1,80,42		1,80,42	
Loans to Mahadeswara Sugar Mills	93,71		93,71		93,71	
Loans to Godavari Sugar Mills	85,81		85,81		85,81	
Loans to Davanagere Sugar Mills	2,70,87		2,70,87		2,70,87	
Loans to Mysore Paper Mills Sugar Factory	9,96,52		9,96,52		9,96,52	
Loans to Devi Sugar Factory	2,42,19		2,42,19		2,42,19	
Loans to Mysore Sugar Company	31,02,27	10,00,00	41,02,27		41,02,27	
Conversion of Purchase Tax from Sugar Factories into interest free loan	69,46,72	(d)	69,46,72		69,46,72	
<i>05 Paper and Newsprint</i>						
190 Loans to Public Sector and Other Undertakings						
Loans to Mandya National Paper Mills Limited	85,81		85,81		85,81	
Loans to Mysore Paper Mills Limited	20,88		20,88		20,88	
Loans to Mysore Paper Mills - Modernisation	67,12,40		67,12,40		67,12,40	
Loans to Mysore Paper Mills-Dutch assisted Project - cleaner production of pulp & paper	5,19,15	11,33	5,30,48		5,30,48	
Loans to M.P.M Forestry Project	1,45,00		1,45,00		1,45,00	

(d) Purchase Tax dues from certain Sugar Factories amounting to Rs.13,27,77 thousand has been debited to the Contingency Fund during 2006-07 by book adjustment per contra credit to the Major Head 0040 Taxes on Sales, Trade etc. The amount debited to the Contingency Fund remained un-recouped at the close of the year.



STATEMENT NO.18 DETAILED STATEMENT OF LOANS AND ADVANCES BY GOVERNMENT - contd.

<i>Head of Account</i>	<i>Balance on 1<sup>st</sup> April 2006</i>	<i>Amount advanced during the year</i>	<i>Total</i>	<i>Amount repaid during the year</i>	<i>Balance on 31<sup>st</sup> March 2007</i>	<i>Interest received and credited to Revenue</i>
(1)	(2)	(3)	(4)	(5)	(6)	(7)
<i>(In thousands of rupees)</i>						
F Loans and Advances - contd.						
C Loans for Economic Services - contd.						
(f) Loans for Industry and Minerals - contd.						
6875 Loans for other Industries						
60 Other Industries						
190 Loans to Public Sector and other undertakings						
Loans to Karnataka State Construction Corporation Limited	6,21,34		6,21,34	32,58	5,88,76	
<b>Total 6875</b>	<b>6,21,34</b>	...	<b>6,21,34</b>	<b>32,58</b>	<b>5,88,76</b>	
6885 Other Loans to Industries and Minerals						
01 Loans to Industrial Financial Institutions						
190 Loans to Public Sector and other undertakings						
Loans to Karnataka State Industrial Investment and Development Corporation	17,75,90		17,75,90		17,75,90	
Loans to Karnataka State Financial Corporation Limited	13,08,03		13,08,03		13,08,03	
Loans to Karnataka Industrial Area Development Board						
(i) Acquisition of Land for Industrial Development	50,00		50,00		50,00	
(ii) Loans to Export Processing Zone	5,10,02		5,10,02		5,10,02	
Interest Free Loan to KSFC for Payment of Minimum Dividend	15,96,88		15,96,88		15,96,88	
Miscellaneous Loans (Balance Rs.25 lakh or less in each case)	23,00		23,00		23,00	

STATEMENT NO.18 DETAILED STATEMENT OF LOANS AND ADVANCES BY GOVERNMENT - contd.

Head of Account	Balance on 1 <sup>st</sup> April 2006	Amount advanced during the year	Total	Amount repaid during the year	Balance on 31 <sup>st</sup> March 2007	Interest received and credited to Revenue
(In thousands of rupees)						
(1)	(2)	(3)	(4)	(5)	(6)	(7)
<b>F Loans and Advances - contd.</b>						
<b>C Loans for Economic Services - contd.</b>						
<i>(f) Loans for Industry and Minerals - conclud.</i>						
<b>6885 Other Loans to Industries and Minerals - conclud.</b>						
60 Others						
800 Other Loans						
Loans under State Aid to Industries Act	3,39,01		3,39,01	1	3,39,00	
Loans against Sales Tax Concession to Industries	37,90,16		37,90,16	6,23	37,83,93	
Invoking of Guarantees – Loans to Thungabadhra Sugar Works Limited, Shimoga (Devi Sugars).	2,59,89		2,59,89		2,59,89	
Miscellaneous Loans (Balance Rs.25 lakh or less in each case)	22,31		22,31		22,31	
<b>Total 6885</b>	<b>96,75,20</b>	<b>...</b>	<b>96,75,20</b>	<b>6,24</b>	<b>96,68,96</b>	
<b>Total (f) Loans for Industry and Minerals</b>	<b>14,43,50,93</b>	<b>17,98,46</b>	<b>14,61,49,39</b>	<b>2,67,86</b>	<b>14,58,81,53</b>	
<i>(g) Loans for Transport</i>						
<b>7051 Loans for Ports and Lighthouses</b>						
02 Minor Ports						
800 Other Loans						
Miscellaneous Loans (Balance Rs.25 lakh or less in each case)	13,34		13,34		13,34	
<b>Total 7051</b>	<b>13,34</b>	<b>...</b>	<b>13,34</b>	<b>...</b>	<b>13,34</b>	
<b>7052 Loans for Shipping</b>						
60 Others						
190 Loans to Public Sector and other undertakings						
Financial Assistance to Karnataka Shipping Corporation	2,52,00		2,52,00		2,52,00	
<b>Total 7052</b>	<b>2,52,00</b>	<b>...</b>	<b>2,52,00</b>	<b>...</b>	<b>2,52,00</b>	



**STATEMENT NO.18 DETAILED STATEMENT OF LOANS AND ADVANCES BY GOVERNMENT - contd.**

<i>Head of Account</i>	<i>Balance on 1<sup>st</sup> April 2006</i>	<i>Amount advanced during the year</i>	<i>Total</i>	<i>Amount repaid during the year</i>	<i>Balance on 31<sup>st</sup> March 2007</i>	<i>Interest received and credited to Revenue</i>
(1)	(2)	(3)	(4)	(5)	(6)	(7)
<i>(In thousands of rupees)</i>						
<b>F Loans and Advances - contd.</b>						
<b>C Loans for Economic Services - contd.</b>						
<b>(g) Loans for Transport - conclud.</b>						
<b>055 Loans for Road Transport</b>						
190 Loans to Public Sector and other undertakings						
Loans to Karnataka State Road Transport Corporation	5,00,00		5,00,00		5,00,00	
Loans to Karnataka Truck Terminals Limited	20,00		20,00	5,00	15,00	
<b>Total 7055</b>	<b>5,20,00</b>	...	<b>5,20,00</b>	<b>5,00</b>	<b>5,15,00</b>	
<b>075 Loans for Other Transport Services</b>						
01 Roads and Bridges						
800 Other Loans						
Loans for Ayacut Roads in Irrigation Projects	14,70,00		14,70,00		14,70,00	
<b>Total 7075</b>	<b>14,70,00</b>		<b>14,70,00</b>		<b>14,70,00</b>	
<b>Total (g) - Loans for Transport</b>	<b>22,55,34</b>		<b>22,55,34</b>	<b>5,00</b>	<b>22,50,34</b>	
<b>(j) General Economic Services</b>						
<b>7452 Loans for Tourism</b>						
01 Tourist Infrastructure						
800 Other Loans						
Loans to Karnataka Tourism Development Corporation (&)	1,16,38		1,16,38		1,16,38	
Miscellaneous Loans (Balance Rs.25 lakh or less in each case) (&)	7,33		7,33		7,33	
<b>Total 7452</b>	<b>1,23,71</b>	...	<b>1,23,71</b>		<b>1,23,71</b>	
<b>7465 Loans for General Financial and Trading Institutions</b>						
102 Trading Institutions						
Loans to Mysore Sugar company for purchase of Machines	2,00,00		2,00,00		2,00,00	
Loans to Mysore Sales International Limited for purchase of Machines for Bottling Arracks	1,00,00		1,00,00		1,00,00	
Loans to Mysore Sales International Limited for Note Books	1,50,00		1,50,00		1,50,00	

(&) Differs from the closing balance of previous year by 1, due to rounding.

STATEMENT NO.18 DETAILED STATEMENT OF LOANS AND ADVANCES BY GOVERNMENT - contd.

<i>Head of Account</i>	<i>Balance on 1<sup>st</sup> April 2006</i>	<i>Amount advanced during the year</i>	<i>Total</i>	<i>Amount repaid during the year</i>	<i>Balance on 31<sup>st</sup> March 2007</i>	<i>Interest received and credit to Revenue</i>
(1)	(2)	(3)	(4)	(5)	(6)	(7)
<i>(In thousands of rupees)</i>						
<b>F Loans and Advances - contd.</b>						
<b>C Loans for Economic Services - conclud.</b>						
<i>(j) General Economic Services - conclud.</i>						
<b>7465 Loans for General Financial and Trading Institutions - conclud.</b>						
102 Trading Institutions - conclud.						
Loans to Mysore Sales International Limited for hire purchase and leasing operations	2,50,00		2,50,00		2,50,00	
Loans to Infrastructure Development Corporation Limited, Karnataka (Ideck)	10,94,00		10,94,00		10,94,00	
Karnataka State Beverage Corporation	3,00,00		3,00,00		3,00,00	
<b>Total 7465</b>	<b>20,94,00</b>	<b>...</b>	<b>20,94,00</b>	<b>...</b>	<b>20,94,00</b>	
<b>7475 Loans for Other General Economic Services</b>						
102 Trading Institutions						
Miscellaneous Loans (Balance Rs.25 lakh or less in each case)	4,16		4,16		4,16	
103 Civil Supplies						
Loans to Consumer Co-operatives	1,08,03 (&)		1,08,03	4,11	1,03,92	
Financial Assistance for Rehabilitation of Weak Primary Consumer Stores	29,01		29,01		29,01	
Miscellaneous Loans (Balance Rs.25 lakh or less in each case)	26,03		26,03		26,03	
800 Other Loans						
Miscellaneous Loans (Balance Rs.25 lakh or less in each case)	(-) 8,06 (&)		(-) 8,06		(-) 8,06 (m)	
<b>Total 7475</b>	<b>1,59,17</b>	<b>...</b>	<b>1,59,17</b>	<b>4,11</b>	<b>1,55,06</b>	
<b>Total (j) - General Economic Services</b>	<b>23,76,88</b>	<b>...</b>	<b>23,76,88</b>	<b>4,11</b>	<b>23,72,77</b>	
<b>Total C. Loans for Economic Services</b>	<b>31,25,02,11</b>	<b>27,82,32</b>	<b>31,52,84,43</b>	<b>7,12,56</b>	<b>31,45,71,87</b>	

(&) Differs from the closing balance of previous year by 1, due to rounding.

(m) Reasons for minus balance are under examination.

STATEMENT NO.18 DETAILED STATEMENT OF LOANS AND ADVANCES BY GOVERNMENT - contd.

Head of Account	Balance on 1 <sup>st</sup> April 2006	Amount advanced during the year	Total	Amount repaid during the year	Balance on 31 <sup>st</sup> March 2007	Interest received and credited to Revenue
(In thousands of rupees)						
(1)	(2)	(3)	(4)	(5)	(6)	(7)
<b>F Loans and Advances - concl.</b>						
<b>610 Loans to Government Servants etc.</b>						
201 House Building Advances	(-) 9,85,57	3,75	(-) 9,81,82	33,92	(-) 10,15,74	(m)
202 Advances for Purchase of Motor Conveyances	2,80,74	1,33,38	4,14,12	5,36,16	(-) 1,22,04	(m)
203 Advances for Purchase of other conveyances	(-) 1,19,47	2,28	(-) 1,17,19	2,40	(-) 1,19,59	(m)
204 Advance for Purchase of Computers	11,35	45,00	56,35	62,30	(-) 5,95	
800 Other Advances						
Advance for Purchase of Handloom Cloth	2,68,35	3,88	2,72,23	3,45	2,68,78	
Miscellaneous Loans (Balance Rs.25 lakh or less in each case)	15,37		15,37	10,34	5,03	
<b>Total 7610</b>	<b>(-) 5,29,23</b>	<b>1,88,29</b>	<b>(-) 3,40,94</b>	<b>6,48,57</b>	<b>(-) 9,89,51</b>	
<b>615 Miscellaneous Loans</b>						
101 Loans to Contractors for Purchase of machinery etc.						
Loans to Karnataka Land Army Corporation	3,38,79		3,38,79		3,38,79	
Karnataka State Construction Corporation	30,00		30,00		30,00	
Other Contractors	45,37,81	1,68,38	47,06,19	39,90,18	7,16,01	
Karnataka State Construction Corporation World Bank assisted IPP	26,09		26,09		26,09	
Miscellaneous Loans (Balance Rs.25 lakh or less in each case)	24		24		24	
200 Miscellaneous Loans						
Miscellaneous Loans (Balance Rs.25 lakh or less in each case)	6,74,22		6,74,22	14	6,74,08	
<b>Total 7615</b>	<b>56,07,15</b>	<b>1,68,38</b>	<b>57,75,53</b>	<b>39,90,32</b>	<b>17,85,21</b>	
<b>Total F. Loans and Advances</b>	<b>59,43,57,32</b>	<b>3,57,22,71</b>	<b>63,00,80,03</b>	<b>59,97,44</b>	<b>62,40,82,59</b>	<b>38,49,20</b> (n)

(m) Reasons for minus balance are under examination.

(n) For details please see page 340.

**STATEMENT NO.18**  
**DETAILED STATEMENT OF LOANS AND ADVANCES BY GOVERNMENT - conclud.**  
**Statement showing the Loans advanced under Plan Schemes during the year 2006-07.**

<i>Head of Account</i>	<i>Amount</i> <i>(In thousands of rupees)</i>
6210 Loans for Medical and Public Health	3,58,77
6211 Loans for Family Welfare	10,43
6215 Loans for Water Supply and Sanitation	48,00,00
6216 Loans for Housing	75,00,00
6217 Loans for Urban Development	1,54,14,52
6405 Loans for Fisheries	4,00
6406 Loans for Forestry and Wildlife	4,14
6416 Loans to Agricultural Financial Institutions	5,93,06
6425 Loans for Co-operation	3,82,66
6851 Loans for Village and Small Industries	2,88,25
6860 Loans for Consumer Industries	12,51,33
7610 Loans to Government Servants, etc.	3,75
<b>Total</b>	<b>3,06,10,91</b>
 (n) <b>Details are given below</b>	
1 Interest from Public Sector and other undertakings	31,72,25
2 Interest from Local Bodies etc.	4,81
3 Interest from Co-operatives	1,07,60
4 Other Interest Receipts	5,64,54
<b>Total</b>	<b>38,49,20</b>

~~~~~

**STATEMENT NO.19 - STATEMENT SHOWING THE DETAILS OF EARMARKED BALANCES**

| Sl. No.                                          | Name of the Reserve Fund or Deposit Account                                                    | Balance on 1 <sup>st</sup> April 2006 |                   |                       | Balance on 31 <sup>st</sup> March 2007 |                   |                    |
|--------------------------------------------------|------------------------------------------------------------------------------------------------|---------------------------------------|-------------------|-----------------------|----------------------------------------|-------------------|--------------------|
|                                                  |                                                                                                | Cash                                  | Investment        | Total                 | Cash                                   | Investment        | Total              |
| (In thousands of rupees)                         |                                                                                                |                                       |                   |                       |                                        |                   |                    |
| (1)                                              | (2)                                                                                            | (3)                                   | (4)               | (5)                   | (6)                                    | (7)               | (8)                |
| <b>J Reserve Funds</b>                           |                                                                                                |                                       |                   |                       |                                        |                   |                    |
| <b>(a) Reserve Funds bearing Interest</b>        |                                                                                                |                                       |                   |                       |                                        |                   |                    |
| <b>8115 Depreciation / Renewal Reserve Funds</b> |                                                                                                |                                       |                   |                       |                                        |                   |                    |
| 01                                               | 103 Depreciation Reserve Funds - Government Commercial Departments and Undertakings            | 10,87,71                              |                   | 10,87,71              | 10,86,32                               |                   | 10,86,32           |
| <b>Total J. (a)</b>                              |                                                                                                | <b>10,87,71</b>                       |                   | <b>10,87,71</b>       | <b>10,86,32</b>                        |                   | <b>10,86,32</b>    |
| <b>(b) Reserve Funds not bearing Interest</b>    |                                                                                                |                                       |                   |                       |                                        |                   |                    |
| <b>8222 Sinking Funds -</b>                      |                                                                                                |                                       |                   |                       |                                        |                   |                    |
| 02                                               | (Details by loans are given in the annexure)                                                   | 3,85,87,15                            | 1,92,61           | 3,87,79,76            | 3,40,63,53                             | 14,32             | 3,40,77,85         |
| <b>8229 Development and Welfare Funds</b>        |                                                                                                |                                       |                   |                       |                                        |                   |                    |
| 03                                               | 104 Development Funds for Animal Husbandry Purposes                                            | 20                                    |                   | 20                    | 20                                     |                   | 20                 |
| 04                                               | 106 Industrial Development Funds - Industrial Research and Development Funds                   | 25,30                                 | 1,09              | 26,39                 | 25,30                                  | 1,09              | 26,39              |
| 05                                               | 109 Co-operative Development Funds - Co-operative Marketing and Agricultural Development Funds | (-) 3,44,48                           | 48,32             | (-) 2,96,16           | (-) 3,69,48                            | 48,32             | (-) 3,21,16<br>(m) |
| 06                                               | 123 Consumer Welfare Fund                                                                      | ...                                   | ...               | ...                   | 1,54,95                                | ...               | 1,54,95            |
| 07                                               | 200 Other Development and Welfare Funds                                                        | 23,23,05,86                           | 3,42,55,00        | 26,65,60,86           | 31,72,28,74                            | 3,42,55,00        | 35,14,83,74        |
| <b>Total 8229</b>                                |                                                                                                | <b>23,19,86,88</b>                    | <b>3,43,04,41</b> | <b>26,62,91,29</b>    | <b>31,70,39,71</b>                     | <b>3,43,04,41</b> | <b>35,13,44,12</b> |
| <b>8235 General and Other Reserve Funds</b>      |                                                                                                |                                       |                   |                       |                                        |                   |                    |
| 07                                               | 103 Religious and Charitable Endowment Funds                                                   | 4,67,81                               |                   | 4,67,81               | 4,99,01                                |                   | 4,99,01            |
| 08                                               | 111 Calamity Relief Fund                                                                       | (-) 1,26,43,75                        |                   | (-) 1,26,43,75        | 1,00,00                                |                   | 1,00,00            |
| 09                                               | 200 Other Funds                                                                                | 2,00,00                               |                   | 2,00,00               | 2,59,00,00                             |                   | 2,59,00,00         |
| <b>Total 8235</b>                                |                                                                                                | <b>(-) 1,19,75,94</b>                 |                   | <b>(-) 1,19,75,94</b> | <b>2,64,99,01</b>                      |                   | <b>2,64,99,01</b>  |
| <b>Total J. (b)</b>                              |                                                                                                | <b>25,85,98,09</b>                    | <b>3,44,97,02</b> | <b>29,30,95,11</b>    | <b>37,76,02,25</b>                     | <b>3,43,18,73</b> | <b>41,19,20,98</b> |
| <b>Total J. Reserve Funds</b>                    |                                                                                                | <b>25,96,85,80</b>                    | <b>3,44,97,02</b> | <b>29,41,82,82</b>    | <b>37,86,88,57</b>                     | <b>3,43,18,73</b> | <b>41,30,07,30</b> |

(m) Reasons for minus balances are under examination.

**STATEMENT NO.19 - STATEMENT SHOWING THE DETAILS OF EARMARKED BALANCES – conclud.**

| Sl. No.                         | Name of the Reserve Fund or Deposit Account  | Balance on 1 <sup>st</sup> April 2006 |                          |                           | Balance on 31 <sup>st</sup> March 2007 |                   |                    |
|---------------------------------|----------------------------------------------|---------------------------------------|--------------------------|---------------------------|----------------------------------------|-------------------|--------------------|
|                                 |                                              | Cash                                  | Investment               | Total                     | Cash                                   | Investment        | Total              |
| <i>(In thousands of rupees)</i> |                                              |                                       |                          |                           |                                        |                   |                    |
| (1)                             | (2)                                          | (3)                                   | (4)                      | (5)                       | (6)                                    | (7)               | (8)                |
|                                 | <b>K Deposits and Advances</b>               |                                       |                          |                           |                                        |                   |                    |
|                                 | <i>(a) Deposits bearing Interest</i>         |                                       |                          |                           |                                        |                   |                    |
|                                 | <b>8338 Deposits of Local Funds</b>          |                                       |                          |                           |                                        |                   |                    |
| 10                              | 102 Deposits of State Transport Corporations | (-) 37                                |                          | (-) 37                    | (-) 37                                 |                   | (-) 37<br>(m)      |
| 11                              | 104 Deposits of Other Autonomous Bodies      | (-) 3,24                              |                          | (-) 3,24                  | (-) 3,20                               |                   | (-) 3,20<br>(m)    |
|                                 | <b>Total 8338</b>                            | <b>(-) 3,61</b>                       |                          | <b>(-) 3,61</b>           | <b>(-) 3,57</b>                        |                   | <b>(-) 3,57</b>    |
|                                 | <i>(b) Deposits not bearing Interest</i>     |                                       |                          |                           |                                        |                   |                    |
|                                 | <b>8449 Other Deposits</b>                   |                                       |                          |                           |                                        |                   |                    |
| 12                              | 103 Subventions from Central Road Fund       | (-) 15,79,97<br>(&)                   |                          | (-) 15,79,97<br>(&)       | (-) 4,12,14                            |                   | (-) 4,12,14<br>(m) |
| 13                              | 120 Miscellaneous Deposits                   | 5,28,12,02<br>(&)                     | 85<br>(&)                | 5,28,12,87                | 7,55,66,95                             | 85                | 7,55,67,80         |
|                                 | <b>Total 8449</b>                            | <b>5,12,32,05</b>                     | <b>85</b><br>(&)         | <b>5,12,32,90</b><br>(&)  | <b>7,51,54,81</b>                      | <b>85</b>         | <b>7,51,55,66</b>  |
|                                 | <b>Total K. Deposits and Advances</b>        | <b>5,12,28,44</b>                     | <b>85</b><br>(&)         | <b>5,12,29,29</b><br>(&)  | <b>7,51,51,24</b>                      | <b>85</b>         | <b>7,51,52,09</b>  |
|                                 | <b>GRAND TOTAL</b>                           | <b>31,09,14,24</b>                    | <b>3,44,97,87</b><br>(&) | <b>34,54,12,11</b><br>(&) | <b>45,38,39,81</b>                     | <b>3,43,19,58</b> | <b>48,81,59,39</b> |

(&) Differs from the Closing Balance of previous year by 1, due to rounding.

(m) Reasons for minus balances are under examination.

**ANNEXURE TO STATEMENT NO.19**  
**(i) SINKING FUND FOR AMORTISATION OF LOANS**

| <i>Sl. No.</i> | <i>Description of Loans</i>                                        | <i>Balance on 1st April 2006</i> | <i>Add interest on investments</i> | <i>Total</i> | <i>Less discharges during the year</i> | <i>Balance on 31st March 2007</i> | <i>Remarks</i> |
|----------------|--------------------------------------------------------------------|----------------------------------|------------------------------------|--------------|----------------------------------------|-----------------------------------|----------------|
|                |                                                                    | <i>(In thousands of rupees)</i>  |                                    |              |                                        |                                   |                |
| <b>(1)</b>     | <b>(2)</b>                                                         | <b>(3)</b>                       | <b>(4)</b>                         | <b>(5)</b>   | <b>(6)</b>                             | <b>(7)</b>                        | <b>(8)</b>     |
| 1.             | 11.50 Per cent Karnataka State Development Loan 2008 (I Issue) (&) | 27,89,43                         | 66                                 | 27,90,09     |                                        | 27,90,09                          |                |
| 2.             | 11.50 Per cent Karnataka State Development Loan 2008 (II Issue)    | 14,47,54                         | 34                                 | 14,47,88     |                                        | 14,47,88                          |                |
| 3.             | 11.50 Per cent Karnataka State Development Loan 2008 (III Issue)   | 4,18,96                          | 10                                 | 4,19,06      |                                        | 4,19,06                           |                |
| 4.             | 11.50 Per cent Karnataka State Development Loan 2009 (I Issue)     | 31,17,14                         | 73                                 | 31,17,87     |                                        | 31,17,87                          |                |
| 5.             | 11.50 Per cent Karnataka State Development Loan 2009 (II Issue)    | 14,00,02                         | 33                                 | 14,00,35     |                                        | 14,00,35                          |                |
| 6.             | 11.50 Per cent Karnataka State Development Loan 2010 (I Issue)     | 23,11,14                         | 55                                 | 23,11,69     |                                        | 23,11,69                          |                |
| 7.             | 11.50 Per cent Karnataka State Development Loan 2010 (II Issue)    | 15,37,93                         | 36                                 | 15,38,29     |                                        | 15,38,29                          |                |
| 8.             | 11.50 Per cent Karnataka State Development Loan 2011               | 14,55,93                         | 34                                 | 14,56,27     |                                        | 14,56,27                          |                |
| 9.             | 12.00 Per cent Karnataka State Development Loan 2011 (I Issue) (&) | 9,84,64                          | 23                                 | 9,84,87      |                                        | 9,84,87                           |                |
| 10.            | 12.00 Per cent Karnataka State Development Loan 2011 (II Issue)    | 14,23,92                         | 33                                 | 14,24,25     |                                        | 14,24,25                          |                |
| 11.            | 13.00 Per cent Karnataka State Development Loan 2007 (I Issue)     | 28,18,44                         | 66                                 | 28,19,10     |                                        | 28,19,10                          |                |

(&) Differs from the Closing Balance of previous year by 1, due to rounding.

**ANNEXURE TO STATEMENT NO.19 – contd.**  
**(i) SINKING FUND FOR AMORTISATION OF LOANS – conclud.**

| <i>Sl. No.</i> | <i>Description of Loans</i>                                      | <i>Balance on 1st April 2006</i> | <i>Add interest on investments</i> | <i>Total</i>      | <i>Less discharges during the year</i> | <i>Balance on 31st March 2007</i> | <i>Remarks</i> |
|----------------|------------------------------------------------------------------|----------------------------------|------------------------------------|-------------------|----------------------------------------|-----------------------------------|----------------|
|                |                                                                  | <i>(In thousands of rupees)</i>  |                                    |                   |                                        |                                   |                |
| <b>(1)</b>     | <b>(2)</b>                                                       | <b>(3)</b>                       | <b>(4)</b>                         | <b>(5)</b>        | <b>(6)</b>                             | <b>(7)</b>                        | <b>(8)</b>     |
| 12.            | 13.00 Per cent Karnataka State Development Loan 2007 (II Issue)  | 13,90,31                         | 33                                 | 13,90,64          |                                        | 13,90,64                          |                |
| 13.            | 13.00 Per cent Karnataka State Development Loan 2007 (III Issue) | 13,33,58                         | 31                                 | 13,33,89          |                                        | 13,33,89                          |                |
| 14.            | 13.85 Per cent Karnataka State Development Loan 2006 (I Issue)   | 21,50,15                         | ...                                | 21,50,15          | 21,50,15                               | ...                               |                |
| 15.            | 13.85 Per cent Karnataka State Development Loan 2006 (II Issue)  | 14,94,11                         | ...                                | 14,94,11          | 14,94,11                               | ...                               |                |
| 16.            | 13.75 Per cent Karnataka State Development Loan 2007             | 3,64,43                          | ...                                | 3,64,43           | 3,64,43                                | ...                               |                |
| 17.            | 13.05 Per cent Karnataka State Development Loan 2007 (I Issue)   | 17,15,23                         | 40                                 | 17,15,63          |                                        | 17,15,63                          |                |
| 18.            | 12.30 Per cent Karnataka State Development Loan 2007 (II Issue)  | 7,28,63                          | 17                                 | 7,28,80           |                                        | 7,28,80                           |                |
|                | <b>TOTAL AMORTISATION</b>                                        | <b>2,88,81,53</b>                | <b>5,84</b>                        | <b>2,88,87,37</b> | <b>40,08,69</b>                        | <b>2,48,78,68</b>                 |                |



**ANNEXURE TO STATEMENT NO.19 - contd.**  
**(ii) SINKING FUND FOR DEPRECIATION OF LOANS**

| <i>Sl. No.</i> | <i>Description of Loans</i>                                      | <i>Balance on 1st April 2006</i> | <i>Add interest on investments</i> | <i>Total</i> | <i>Less discharges during the year</i> | <i>Balance on 31st March 2007</i> | <i>Remarks</i> |
|----------------|------------------------------------------------------------------|----------------------------------|------------------------------------|--------------|----------------------------------------|-----------------------------------|----------------|
|                |                                                                  | <i>(In thousands of rupees)</i>  |                                    |              |                                        |                                   |                |
| <b>(1)</b>     | <b>(2)</b>                                                       | <b>(3)</b>                       | <b>(4)</b>                         | <b>(5)</b>   | <b>(6)</b>                             | <b>(7)</b>                        | <b>(8)</b>     |
| 1.             | 11.50 Per cent Karnataka State Development Loan 2008 (I Issue)   | 11,80,00                         |                                    | 11,80,00     |                                        | 11,80,00                          |                |
| 2.             | 11.50 Per cent Karnataka State Development Loan 2008 (II Issue)  | 6,12,80                          |                                    | 6,12,80      |                                        | 6,12,80                           |                |
| 3.             | 11.50 Per cent Karnataka State Development Loan 2008 (III Issue) | 1,77,00                          |                                    | 1,77,00      |                                        | 1,77,00                           |                |
| 4.             | 11.50 Per cent Karnataka State Development Loan 2009 (I Issue)   | 13,23,88                         |                                    | 13,23,88     |                                        | 13,23,88                          |                |
| 5.             | 11.50 Per cent Karnataka State Development Loan 2009 (II Issue)  | 5,94,54                          |                                    | 5,94,54      |                                        | 5,94,54                           |                |
| 6.             | 11.50 Per cent Karnataka State Development Loan 2010 (I Issue)   | 9,87,50                          |                                    | 9,87,50      |                                        | 9,87,50                           |                |
| 7.             | 11.50 Per cent Karnataka State Development Loan 2010 (II Issue)  | 6,54,88                          |                                    | 6,54,88      |                                        | 6,54,88                           |                |
| 8.             | 11.50 Per cent Karnataka State Development Loan 2011             | 6,20,97                          |                                    | 6,20,97      |                                        | 6,20,97                           |                |
| 9.             | 12.00 Per cent Karnataka State Development Loan 2011 (I Issue)   | 4,20,00                          |                                    | 4,20,00      |                                        | 4,20,00                           |                |
| 10.            | 12.00 Per cent Karnataka State Development Loan 2011 (II Issue)  | 6,07,46                          |                                    | 6,07,46      |                                        | 6,07,46                           |                |
| 11.            | 13.00 Per cent Karnataka State Development Loan 2007 (I Issue)   | 8,10,00                          |                                    | 8,10,00      |                                        | 8,10,00                           |                |

## ANNEXURE TO STATEMENT NO.19 - contd.

## (ii) SINKING FUND FOR DEPRECIATION OF LOANS – conclud.


| Sl. No.                  | Description of Loans                                             | Balance on 1st April 2006 | Add interest on investments | Total             | Less discharges during the year | Balance on 31st March 2007 | Remarks |
|--------------------------|------------------------------------------------------------------|---------------------------|-----------------------------|-------------------|---------------------------------|----------------------------|---------|
| (In thousands of rupees) |                                                                  |                           |                             |                   |                                 |                            |         |
| (1)                      | (2)                                                              | (3)                       | (4)                         | (5)               | (6)                             | (7)                        | (8)     |
| 12.                      | 13.00 Per cent Karnataka State Development Loan 2007 (II Issue)  | 3,99,54                   |                             | 3,99,54           |                                 | 3,99,54                    |         |
| 13.                      | 13.00 Per cent Karnataka State Development Loan 2007 (III Issue) | 3,83,22                   |                             | 3,83,22           |                                 | 3,83,22                    |         |
| 14.                      | 13.85 Per cent Karnataka State Development Loan 2006 (I Issue)   | 3,75,00                   |                             | 3,75,00           | 3,75,00                         | ...                        |         |
| 15.                      | 13.85 Per cent Karnataka State Development Loan 2006 (II Issue)  | 2,60,52                   |                             | 2,60,52           | 2,60,52                         | ...                        |         |
| 16.                      | 13.75 Per cent Karnataka State Development Loan 2007             | 63,54                     |                             | 63,54             | 63,54                           | ...                        |         |
| 17.                      | 13.05 Per cent Karnataka State Development Loan 2007 (I Issue)   | 3,00,00                   |                             | 3,00,00           |                                 | 3,00,00                    |         |
| 18.                      | 12.30 Per cent Karnataka State Development Loan 2007 (II Issue)  | 1,27,38                   |                             | 1,27,38           |                                 | 1,27,38                    |         |
|                          | <b>TOTAL DEPRECIATION</b>                                        | <b>98,98,23</b>           |                             | <b>98,98,23</b>   | <b>6,99,06</b>                  | <b>91,99,17</b>            |         |
|                          | <b>GRAND TOTAL</b>                                               | <b>3,87,79,76</b>         | <b>5,84</b>                 | <b>3,87,85,60</b> | <b>47,07,75</b>                 | <b>3,40,77,85</b>          |         |

**ANNEXURE TO STATEMENT NO.19 - conclud.**  
**SINKING FUND INVESTMENT ACCOUNT**


| <i>Description of Loan</i>                                              | <i>Balance on<br/>1st April 2006</i> | <i>Purchase<br/>of<br/>Securities</i> | <i>Total</i>   | <i>Sale of<br/>Securities</i> | <i>Balance on<br/>31st March<br/>2007</i> | <i>Face Value</i> | <i>Market<br/>Value<br/>(*)</i> |
|-------------------------------------------------------------------------|--------------------------------------|---------------------------------------|----------------|-------------------------------|-------------------------------------------|-------------------|---------------------------------|
|                                                                         | <i>(In thousands of rupees)</i>      |                                       |                |                               |                                           |                   |                                 |
| (1)                                                                     | (2)                                  | (3)                                   | (4)            | (5)                           | (6)                                       | (7)               | (8)                             |
| <i>11.50 per cent<br/>Government of India Loan<br/>2006 (III Issue)</i> | 1,78,29                              |                                       | 1,78,29        | 1,78,29                       | ...                                       |                   |                                 |
| <i>11.50 per cent I.F.C.I.<br/>Bonds 2008 (50th Series)</i>             | 5,00                                 |                                       | 5,00           |                               | 5,00                                      | 5,00              |                                 |
| <i>11.50 per cent I.F.C.I.<br/>Bonds 2008 (51st Series)</i>             | 5,00                                 |                                       | 5,00           |                               | 5,00                                      | 5,00              |                                 |
| <i>11.50 per cent I.F.C.I.<br/>Bonds 2008 (52nd Series)</i>             | 5,00                                 |                                       | 5,00           |                               | 5,00                                      | 5,00              |                                 |
| <i>11.50 per cent I.F.C.I.<br/>Bonds 2009 (53rd Series)</i>             | 5,00                                 |                                       | 5,00           |                               | 5,00                                      | 5,00              |                                 |
| <i>11.50 per cent I.F.C.I.<br/>Bonds 2009 (54th Series)</i>             | 5,00                                 |                                       | 5,00           |                               | 5,00                                      | 5,00              |                                 |
| <i>11.50 per cent I.F.C.I.<br/>Bonds 2009 (55th Series)</i>             | 5,00                                 |                                       | 5,00           |                               | 5,00                                      | 5,00              |                                 |
| <i>11.50 per cent I.F.C.I.<br/>Bonds 2010 (58th Series)</i>             | 5,00                                 |                                       | 5,00           |                               | 5,00                                      | 5,00              |                                 |
| <i>11.50 per cent I.F.C.I.<br/>Bonds 2011 (59th Series)</i>             | 5,00                                 |                                       | 5,00           |                               | 5,00                                      | 5,00              |                                 |
| <i>12.00 per cent I.F.C.I.<br/>Bonds 2012 (60th Series)</i>             | 10,00                                |                                       | 10,00          |                               | 10,00                                     | 10,00             |                                 |
| <i>13.00 per cent I.F.C.I.<br/>Bonds 2007 (62nd Series)</i>             | 5,00                                 |                                       | 5,00           |                               | 5,00                                      | 5,00              |                                 |
| <b>TOTAL</b>                                                            | <b>2,33,29</b>                       |                                       | <b>2,33,29</b> | <b>1,78,29</b>                | <b>55,00</b>                              | <b>55,00</b>      |                                 |

(\*) Information has not been furnished by Government.

~~~~~



# APPENDICES



**APPENDIX I**

**CASES WHERE DETAILS ARE AWAITED FROM THE DEPARTMENTAL AND TREASURY OFFICERS IN CONNECTION WITH RECONCILIATION OF BALANCES**  
(Referred to in sub-paragraph 2 of paragraph 2 of explanatory notes below Statement No.8)

<i>Head of Account</i>	<i>Departmental Officers responsible for reconciliation and from whom details are awaited</i>	<i>Difference</i> (In thousands of rupees)	<i>Earliest year to which the difference related</i>	<i>Particulars of documents / details wanting</i>
(1)	(2)	(3)	(4)	(5)
<b>I Small Savings, Provident Funds etc.</b>				
<i>(c) Other Accounts</i>				
<b>8011 Insurance and Pension Funds</b>				
102 Family Pension Funds	Director, KGID and Administrator Small Savings, Bangalore	42,50	1985-86	Want of Schedules and Statements
105 State Government Insurance Fund	Director, KGID and Administrator Small Savings, Bangalore	66,70	1985-86	Want of Schedules and Statements
107 State Government Employees' Group Insurance Schemes	Director, KGID and Administrator Small Savings, Bangalore	1,93,55	1985-86	Want of Schedules and Statements
<b>J Reserve Funds</b>				
<i>(b) Reserve Fund not bearing Interest</i>				
<b>8229 Development and Welfare Funds</b>				
200 Other Development and Welfare Funds	Fund Administrators	67	1989-90	Want of Schedules and Statements
<b>K Deposits and Advances</b>				
<i>(b) Deposits not bearing Interest -</i>				
<b>8443 Civil Deposits</b>				
101 Revenue Deposits	District Treasury Officers	2,11,06	1978-79	Want of Schedules and Reconciliation Statements
103 Security Deposits	District Treasury Officers	2,19,33	1978-79	- do -
106 Personal Deposits	Deposit Administrators	7,60,47	1984-85	-do-

**APPENDIX I**

**CASES WHERE DETAILS ARE AWAITED FROM THE DEPARTMENTAL AND TREASURY OFFICERS IN CONNECTION WITH RECONCILIATION OF BALANCES – contd.**  
(Referred to in sub-paragraph 2 of paragraph 2 of explanatory notes below Statement No.8)

<i>Head of Account</i>	<i>Departmental Officers responsible for reconciliation and from whom details are awaited</i>	<i>Difference</i> (In thousands of rupees)	<i>Earliest year to which the difference related</i>	<i>Particulars of documents / details wanting</i>
1	2	3	4	5
<b>K Deposits and Advances - conclud.</b>				
<i>(b) Deposits not bearing Interest -conclud.</i>				
<b>8443 Civil Deposits - conclud.</b>				
108 Public Works Deposits	Executive Engineers	26,20,84	1997-98	Want of Schedules
109 Forest Deposits	Forest Divisional Officers	82,41	1973-74	Want of Schedules
116 Deposits under Various Central and State Acts	Deposit Administrators	4,59	1987-88	-do-
117 Deposits for work done for Public Bodies or Private individuals	Assistant Commissioners and Deputy Commissioners	52,98	1984-85	Want of Schedules
<b>8448 Deposits of Local Funds</b>				
109 Panchayat Bodies Funds	Chief Accounts Officers and Treasury Officers	49,24,83	1987-88	Want of Schedules
<i>(c) Advances</i>				
<b>8550 Civil Advances</b>				
101 Forest Advances	Forest Divisional Officers	11,23	1973-74	Want of Schedules



APPENDIX I

**CASES WHERE DETAILS ARE AWAITED FROM THE DEPARTMENTAL AND TREASURY OFFICERS IN CONNECTION WITH RECONCILIATION OF BALANCES – conclud.**  
(Referred to in sub-paragraph 2 of paragraph 2 of explanatory notes below Statement No.8)

<i>Head of Account</i>	<i>Departmental Officers responsible for reconciliation and from whom details are awaited</i>	<i>Difference (In thousands of rupees)</i>	<i>Earliest year to which the difference related</i>	<i>Particulars of documents / details wanting</i>
1	2	3	4	5
L	Suspense and Miscellaneous			
(b)	Suspense			
8658	Suspense Accounts			
107	Cash Settlement Suspense Account	Executive Engineers	5,20,49	1997-98 Want of Schedules
M	Remittances			
(a)	Money Orders and Other Remittances			
8782	Cash Remittances and adjustments between officers rendering accounts to the same accounts officer			
102	Public Works Remittances			
I	Remittances into Treasury	Executive Engineers	96,84,07	1997-98 Want of Schedules
II	Public Works Cheques	Executive Engineers	3,19,07,97	1997-98 Want of Schedules
III	Other Remittances - Items adjustable by Public Works	Executive Engineers	1,96,39,80	1997-98 Want of Schedules

**APPENDIX II**

**STATEMENT SHOWING THE CAPITAL ASSETS CREATED BY THE LOCAL BODIES OUT OF THE GRANTS-IN-AID GIVEN BY THE STATE GOVERNMENT**

*(In lakhs of Rupees)*

<i>Heads and Description</i>	<i>Actuals for the year</i>			<i>Recipient Agency (Municipal Councils / Corporation and Panchayat as applicable)</i>	<i>Amount received during the year</i>			<i>Total Details of Assets</i>
	<i>Plan (including CSS)</i>	<i>Non-Plan</i>	<i>Total</i>		<i>Revenue Expenditure</i>	<i>Capital Expenditure</i>	<i>Amount</i>	
(1)	(2)	(3)	(4)	(5)	(6)	(7)	(8)	(9)

Material for the above statement has not been received from the Government (August 2007).

~~~~~

**APPENDIX III**

**STATEMENT OF COMMITMENTS - LIST OF INCOMPLETE CAPITAL WORKS**

| <i>Name of the Project/Work</i>                                       | <i>Cost of Work /<br/>Sanction Order<br/>Number</i> | <i>Date of<br/>Commence-<br/>ment</i> | <i>Target Date<br/>of<br/>Completion</i> | <i>Revised<br/>Cost<br/>(if any)</i> | <i>Expenditure<br/>upto Date</i> | <i>Remarks</i> |
|-----------------------------------------------------------------------|-----------------------------------------------------|---------------------------------------|------------------------------------------|--------------------------------------|----------------------------------|----------------|
| (1)                                                                   | (2)                                                 | (3)                                   | (4)                                      | (5)                                  | (6)                              | (7)            |
|                                                                       |                                                     |                                       |                                          | <i>(Figures in lakhs of rupees)</i>  |                                  |                |
| 1 Improvements to bund of Yaliyur Tank                                | Rs.4.00 lakh<br>No. 48/<br>1999-2000                | December<br>2000                      | September<br>2001                        | -                                    | 3.96                             |                |
| 2 Desilting of Nidasale New Tank                                      | Rs.9.00 lakh<br>No. 15/1994-95                      | October<br>1994                       | November<br>1995                         | -                                    | 10.58                            |                |
| 3 Improvements to bund and canal of Bandihalli Tank                   | Rs.6.00 lakh<br>No. 83/2000-01                      | August<br>2001                        | February<br>2002                         | -                                    | 3.11                             |                |
| 4 Repairs to Hulivana Tank                                            | Rs.8.00 lakh<br>No. 45/2001-02                      | December<br>1998                      | September<br>1999                        | -                                    | 7.93                             |                |
| 5 Improvements to Feeder Channel of Kithnamangala Tank                | Rs.8.00 lakh<br>No. 35/1998-99                      | December<br>1998                      | September<br>1999                        | -                                    | 9.05                             |                |
| 6 Improvements to Feeder Channel of Yalagalawadi Tank                 | Rs.4.00 lakh<br>No. 01/1998-99                      | July 1999                             | April 2000                               | -                                    | 2.75                             |                |
| 7 Construction of Bridge at Kaduborahalli Village near Ujjani         | Rs.4.00 lakh<br>No. 30/1998-99                      | March 2000                            | December<br>2000                         | -                                    | 5.21                             |                |
| 8 Construction of New Tank near Ujjani Tank                           | Rs.43.00 lakh<br>No. 140/<br>1995-96                | August<br>1995                        | September<br>1996                        | -                                    | 45.17                            |                |
| 9 Construction of Guide Wall at Bellibettadathore Seepage Water       | Rs.4.00 lakh<br>No. 54/2000-01                      | December<br>2000                      | September<br>2001                        | -                                    | 2.40                             |                |
| 10 Rejuvenation of Breached Yeliyur Tank                              | Rs.43.00 lakh<br>No. 16/2006-07                     | January<br>2007                       | March 2007                               | -                                    | 30.03                            |                |
| 11 Construction of Pickup across Waste weir halla of V.Kodihalli tank | Rs.2.10 lakh<br>No. 133/<br>1999-2000               | July 2000                             | December<br>2000                         | -                                    | 2.16                             |                |
| 12 Improvements to Peramasandra Tank                                  | Rs.3.00 lakh<br>No. 22/<br>1999-2000                | June 2000                             | August<br>2001                           | -                                    | 1.89                             |                |
| 13 Comprehensive improvements to Harenahalli Tank                     | Rs.3.00 lakh<br>No. 89/<br>1999-2000                | September<br>2000                     | September<br>2001                        | -                                    | 2.77                             |                |
| 14 Improvements to Canal of Doddachangavi Tank                        | Rs.3.00 lakh<br>No. 88/<br>1999-2000                | March 2001                            | March 2002                               | -                                    | 2.68                             |                |

**APPENDIX III**

**STATEMENT OF COMMITMENTS - LIST OF INCOMPLETE CAPITAL WORKS – contd.**

| <i>Name of the Project/Work</i>                                  | <i>Cost of Work / Sanction Order Number</i> | <i>Date of Commencement</i> | <i>Target Date of Completion</i> | <i>Revised Cost (if any)</i>        | <i>Expenditure upto Date</i> | <i>Remarks</i> |
|------------------------------------------------------------------|---------------------------------------------|-----------------------------|----------------------------------|-------------------------------------|------------------------------|----------------|
| (1)                                                              | (2)                                         | (3)                         | (4)                              | (5)                                 | (6)                          | (7)            |
|                                                                  |                                             |                             |                                  | <i>(Figures in lakhs of rupees)</i> |                              |                |
| 15 Improvements to Prabhuvinahalli Tank                          | Rs.2.00 lakh<br>No. 80/<br>1999-2000        | March 2001                  | June 2001                        | -                                   | 1.66                         |                |
| 16 Improvements to Idagur Tank                                   | Rs.3.00 lakh<br>No. 46/2000-01              | May 2001                    | September 2001                   | -                                   | 0.26                         |                |
| 17 Improvements to Galiga Doddakere                              | Rs.4.00 lakh<br>No. 44/2000-01              | May 2001                    | November 2001                    | -                                   | 1.85                         |                |
| 18 Improvements to Kallur Tank                                   | Rs.4.00 lakh<br>No. 47/2000-01              | June 2001                   | November 2001                    | -                                   | 2.60                         |                |
| 19 Improvements to bund and canal Haradagere Tank                | Rs.5.00 lakh<br>No. 85/2000-01              | June 2001                   | November 2001                    | -                                   | 3.33                         |                |
| 20 Construction of pickup across W.W.Halla of Sampige Halla Tank | Rs.6.00 lakh<br>No. 80/1995-96              | May 1996                    | February 1997                    | -                                   | 6.85                         |                |
| 21 Improvements to Mavinahally Tank                              | Rs.13.00 lakh<br>No. 84/2000-01             | March 2002                  | March 2003                       | -                                   | 10.99                        |                |
| 22 Improvements to Changavi Tank                                 | Rs.5.00 lakh<br>No. 47/1997-98              | April 1999                  | October 1999                     | -                                   | 1.79                         |                |
| 23 Comprehensive Improvements to C.S.Pura Tank                   | Rs.10.00 lakh<br>No. 66/2001-02             | October 1999                | October 2000                     | -                                   | 9.08                         |                |
| 24 Comprehensive Improvements to Honnasettihalli Tank            | Rs.3.00 lakh<br>No. 82/<br>1999-2000        | March 2000                  | March 2001                       | -                                   | 1.75                         |                |
| 25 Comprehensive Improvements to Handanahalli Tank               | Rs.25.00 lakh<br>No. 25/<br>1999-2000       | March 2000                  | March 2001                       | -                                   | 6.08                         |                |
| 26 Modernisation of canals of Mavinahalli Tank                   | Rs.10.00 lakh<br>No. 52/2000-01             | January 2002                | October 2002                     | -                                   | 0.76                         |                |
| 27 Improvements to Hosahalli Ajjammanakere                       | Rs.2.00 lakh<br>No. 48/2000-01              | March 2001                  | June 2001                        | -                                   | 1.52                         |                |
| 28 Improvements to Atchkat road of S.Kodigehalli tank            | Rs.5.00 lakh<br>No. 88/2000-01              | July 2001                   | January 2002                     | -                                   | 2.65                         |                |
| 29 Improvements to canal of Jobghatta Tank                       | Rs.5.00 lakh<br>No. 75/<br>1999-2000        | August 2000                 | April 2001                       | -                                   | 2.89                         |                |
| 30 Improvements to Canal of Bennayakanahalli Tank                | Rs.5.00 lakh<br>No. 87/<br>1999-2000        | July 2000                   | March 2001                       | -                                   | 3.50                         |                |

**APPENDIX III**

**STATEMENT OF COMMITMENTS - LIST OF INCOMPLETE CAPITAL WORKS – contd.**

| <i>Name of the Project/Work</i>                    | <i>Cost of Work / Sanction Order Number</i> | <i>Date of Commencement</i> | <i>Target Date of Completion</i> | <i>Revised Cost (if any)</i>        | <i>Expenditure upto Date</i> | <i>Remarks</i>          |
|----------------------------------------------------|---------------------------------------------|-----------------------------|----------------------------------|-------------------------------------|------------------------------|-------------------------|
| (1)                                                | (2)                                         | (3)                         | (4)                              | (5)                                 | (6)                          | (7)                     |
|                                                    |                                             |                             |                                  | <i>(Figures in lakhs of rupees)</i> |                              |                         |
| 31 Improvements to bund of Masavana-ghatta Tank    | Rs.5.00 lakh<br>No.77/<br>1999-2000         | January 2001                | June 2001                        | -                                   | 4.28                         |                         |
| 32 Improvements to Ganjalagatta Tank               | Rs.2.00 lakh<br>No. 94/<br>1999-2000        | May 2000                    | November 2000                    | -                                   | 2.97                         |                         |
| 33 Improvements to Biligere Tank                   | Rs.50.00 lakh<br>No. 61/2005-06             | April 2006                  | December 2006                    | -                                   | 17.03                        | Work is under progress. |
| 34 Improvements to canal of Donkihalli Ane         | Rs.3.00 lakh<br>No. 96/<br>1999-2000        | May 2000                    | November 2000                    | -                                   | 2.84                         | Work is under progress  |
| 35 Improvements to Canal of Arishinadahalli Tank   | Rs.3.00 lakh<br>No. 95/2000-01              | May 2001                    | May 2002                         | -                                   | 3.00                         | Work is under progress  |
| 36 Improvements to Thuilahalli Tank                | Rs.5.00 lakh<br>No. 35/2000-01              | March 2001                  | November 2002                    | -                                   | 0.09                         | Work is under progress  |
| 37 Rejuvenation of Thuilahalli Tank                | Rs.2.00 lakh<br>No. 33/2000-01              | March 2001                  | November 2001                    | -                                   | 2.19                         | Work is under progress  |
| 38 Rejuvenation of Kora Tank                       | Rs.10.00 lakh<br>No. 24/1998-99             | January 1999                | February 2000                    | -                                   | 2.74                         | Work is under progress  |
| 39 Improvements to bund and canal of Urukere       | Rs.5.00 lakh<br>No. 61/<br>1999-2000        | September 2000              | March 2001                       | -                                   | 2.03                         |                         |
| 40 Improvements to bund and canal of Gudur Tank    | Rs.10.00 lakh<br>No. 23/1998-99             | December 1998               | December 1999                    | -                                   | 12.81                        |                         |
| 41 Rejuvenation of Beladhara Tank                  | Rs.10.00 lakh<br>No. 72/1998-99             | December 1998               | December 1999                    | -                                   | 7.98                         |                         |
| 42 Improvements to canal of Sasalu Tank            | Rs.5.00 lakh<br>No. 98/<br>1999-2000        | June 2000                   | December 2000                    | -                                   | 4.95                         |                         |
| 43 Improvements to Kanakuppe Tank                  | Rs.5.00 lakh<br>No. 85/<br>1999-2000        | January 2001                | July 2001                        | -                                   | 5.18                         |                         |
| 44 Rejuvenation of Brahmasandra Doddakere          | Rs.10.00 lakh<br>No. 25/1998-99             | August 2001                 | August 2002                      | -                                   | 13.30                        |                         |
| 45 Improvements to bund and canal of Arakere       | Rs.5.00 lakh<br>No. 62/1998-99              | June 2000                   | September 2001                   | -                                   | 0.10                         |                         |
| 46 Improvements to bund and canal of Devarayapatna | Rs.5.00 lakh<br>No. 60/1998-99              | July 2000                   | December 2000                    | -                                   | 2.23                         |                         |
| 47 Improvements to canal of Halagondanahalli Tank  | Rs.4.00 lakh<br>No. 49/2000-01              | March 2001                  | November 2001                    | -                                   | 2.54                         |                         |

**APPENDIX III**

**STATEMENT OF COMMITMENTS - LIST OF INCOMPLETE CAPITAL WORKS - contd.**

| <i>Name of the Project/Work</i>                           | <i>Cost of Work / Sanction Order Number</i> | <i>Date of Commencement</i> | <i>Target Date of Completion</i> | <i>Revised Cost (if any)</i>        | <i>Expenditure upto Date</i> | <i>Remarks</i> |
|-----------------------------------------------------------|---------------------------------------------|-----------------------------|----------------------------------|-------------------------------------|------------------------------|----------------|
| (1)                                                       | (2)                                         | (3)                         | (4)                              | (5)                                 | (6)                          | (7)            |
|                                                           |                                             |                             |                                  | <i>(Figures in lakhs of rupees)</i> |                              |                |
| 48 Percolation Tank near Ramatheertha                     | Rs.15.00 lakh<br>No. 16/2001-02             | January 2002                | July 2003                        | -                                   | 9.54                         |                |
| 49 Improvements to Vallur Uramundinakere                  | Rs.5.00 lakh<br>No. 123/<br>1999-2000       | September 2000              | January 2001                     | -                                   | 5.04                         |                |
| 50 Pickup near Boodibetta                                 | Rs.4.00 lakh<br>No. 75/2001-02              | May 2002                    | September 2002                   | -                                   | 3.51                         |                |
| 51 Modernisation of Kamanadurga Akkammanakere             | Rs.3.00 lakh<br>No. 71/2001-02              | April 2002                  | March 2003                       | -                                   | 3.57                         |                |
| 52 Modernisation of Tumkunte Anjaneyaswamy Tank           | Rs.10.00 lakh<br>No. 68/2001-02             | April 2002                  | March 2003                       | -                                   | 0.50                         |                |
| 53 Improvements to bund and canal of Narasimhajji Tank    | Rs.20.00 lakh<br>No. 14/2001-02             | March 2002                  | February 2003                    | -                                   | 17.66                        |                |
| 54 Improvements to bund and canal of Ramalingapura Tank   | Rs.10.00 lakh<br>No. 51/2000-01             | October 2000                | July 2001                        | -                                   | 0.44                         |                |
| 55 Improvements to Canal of Devarahalli Tank              | Rs.4.00 lakh<br>No. 52/<br>1999-2000        | June 2000                   | June 2001                        | -                                   | 5.29                         |                |
| 56 Improvements to Melukunte Tank                         | Rs.3.00 lakh<br>No. 91/<br>1999-2000        | November 2000               | November 2001                    | -                                   | 2.79                         |                |
| 57 Improvements to Chikkabanagere Tank                    | Rs.2.00 lakh<br>No. 90/<br>1999-2000        | March 2000                  | March 2001                       | -                                   | 0.15                         |                |
| 58 Improvements to Right Bank Canal of Kallembella Tank   | Rs.20.00 lakh<br>No. 120/<br>2000-01        | July 2001                   | July 2002                        | -                                   | 11.53                        |                |
| 59 Improvements to Left Bank Canal of Kallembella Tank    | Rs.20.00 lakh<br>No. 119/<br>2000-01        | September 2001              | September 2002                   | -                                   | 0.26                         |                |
| 60 Protective works to Doddabanagere Anjaneyaswamy Temple | Rs.4.00 lakh<br>No. 74/2001-02              | January 2001                | July 2001                        | -                                   | 3.08                         |                |
| 61 Repairs to bund and canal of Bannikere Tank            | Rs.4.00 lakh<br>No. 87/<br>1999-2000        | September 2000              | June 2001                        | -                                   | 4.00                         |                |
| 62 Improvements to Kandikere Hirekere                     | Rs.4.00 lakh<br>No. 80/<br>1999-2000        | October 2000                | July 2001                        | -                                   | 4.10                         |                |
| 63 Improvements to Siddanakatte Tank                      | Rs.5.00 lakh<br>No. 132/<br>1999-2000       | March 2001                  | July 2001                        | -                                   | 3.29                         |                |

**APPENDIX III**

**STATEMENT OF COMMITMENTS - LIST OF INCOMPLETE CAPITAL WORKS – contd.**

| <i>Name of the Project/Work</i>                                                       | <i>Cost of Work /<br/>Sanction Order<br/>Number</i> | <i>Date of<br/>Commence-<br/>ment</i> | <i>Target Date<br/>of<br/>Completion</i> | <i>Revised<br/>Cost<br/>(if any)</i> | <i>Expenditure<br/>upto Date</i> | <i>Remarks</i>         |
|---------------------------------------------------------------------------------------|-----------------------------------------------------|---------------------------------------|------------------------------------------|--------------------------------------|----------------------------------|------------------------|
| (1)                                                                                   | (2)                                                 | (3)                                   | (4)                                      | (5)                                  | (6)                              | (7)                    |
|                                                                                       |                                                     |                                       |                                          | <i>(Figures in lakhs of rupees)</i>  |                                  |                        |
| 64 Improvements to Bhavanahalli Durgadakere                                           | Rs.5.00 lakh<br>No. 374/<br>1997-98                 | January<br>1998                       | October<br>1999                          | -                                    | 3.99                             |                        |
| 65 Improvements to Gantenahalli Tank                                                  | Rs.5.00 lakh<br>No. 131/<br>1999-2000               | March 2001                            | August<br>2001                           | -                                    | 3.44                             |                        |
| 66 Improvements to Madihalli Tank                                                     | Rs.5.00 lakh<br>No. 43/1998-99                      | July 1999                             | April 2000                               | -                                    | 5.64                             |                        |
| 67 Improvements to Bellara Tank                                                       | Rs.2.00 lakh<br>No. 19/<br>1999-2000                | November<br>1999                      | May 2000                                 | -                                    | 1.90                             |                        |
| 68 Improvements to Pemmalaidevarahalli Tank                                           | Rs.4.00 lakh<br>No. 148/<br>1999-2000               | September<br>2000                     | February<br>2001                         | -                                    | 4.45                             |                        |
| 69 Desilting of Boranakanive Dam                                                      | Rs.10.00 lakh<br>No. 44/1998-99                     | June 1999                             | March 2000                               | -                                    | 11.78                            |                        |
| 70 Improvements to Bangaragere Tank                                                   | Rs.3.00 lakh<br>No. 85/<br>1999-2000                | December<br>2000                      | April 2001                               | -                                    | 2.38                             |                        |
| 71 Improvements to Rangapura Tank                                                     | Rs.4.00 lakh<br>No. 73/1998-99                      | May 1999                              | February<br>2000                         | -                                    | 5.12                             |                        |
| 72 Improvements to bund and canal of Thadi Tank                                       | Rs.2.00 lakh<br>No. 37/<br>1999-2000                | June 2000                             | November<br>2000                         | -                                    | 2.23                             |                        |
| 73 Improvements to bund and canal of Belladamadagu Tank                               | Rs.2.00 lakh<br>No. 36/<br>1999-2000                | June 2000                             | November<br>2000                         | -                                    | 2.21                             |                        |
| 74 Improvements to Garani Tank                                                        | Rs.4.00 lakh<br>No. 76/<br>1999-2000                | July 2000                             | January<br>2001                          | -                                    | 2.84                             |                        |
| 75 Improvements to canal of Vajjanakuri Kere Tank                                     | Rs.3.00 lakh<br>No. 48/<br>1999-2000                | March 2000                            | March 2001                               | -                                    | 1.56                             |                        |
| 76 Construction of new tank Shettykere near Papinayakanahalli Village in Hospet Taluk | No. 208/<br>2002-03                                 | October<br>2003                       | November<br>2005                         | -                                    | 62.25                            |                        |
| 77 Construction of New Lift Irrigation Scheme at Guttiganur in Bellary Taluk          | No. 217/<br>2003-04                                 | December<br>2003                      | December<br>2005                         | -                                    | 1,19.89                          |                        |
| 78 Improvements to feeder channel of Bukkasagara Kere in Kadur Taluk                  | Rs.15.00 lakh<br>No. 9/2006-07                      | September<br>2006                     | February<br>2007                         | -                                    | 13.83                            | Work is under progress |

**APPENDIX III**

**STATEMENT OF COMMITMENTS - LIST OF INCOMPLETE CAPITAL WORKS – contd.**

| <i>Name of the Project/Work</i>                                                   | <i>Cost of Work / Sanction Order Number</i> | <i>Date of Commencement</i> | <i>Target Date of Completion</i> | <i>Revised Cost (if any)</i> | <i>Expenditure upto Date</i> | <i>Remarks</i>         |
|-----------------------------------------------------------------------------------|---------------------------------------------|-----------------------------|----------------------------------|------------------------------|------------------------------|------------------------|
| (1)                                                                               | (2)                                         | (3)                         | (4)                              | (5)                          | (6)                          | (7)                    |
| <i>(Figures in lakhs of rupees)</i>                                               |                                             |                             |                                  |                              |                              |                        |
| 79 Improvements to Urugalve of Ayyanakere Tank in Kadur Taluk                     | Rs.20.00 lakh<br>No. 8/2006-07              | September 2006              | March 2007                       | -                            | 20.08                        | Work is under progress |
| 80 Improvements to Hirennalur Tank in Kadur Taluk                                 | Rs.27.15 lakh<br>No. 13/2006-07             | September 2006              | March 2007                       | -                            | 21.11                        | Work is under progress |
| 81 Improvements to Yelavare Kere in Arasikere Taluk, Hassan District              | Rs.25.00 lakh<br>No. 08/2006-07             | August 2006                 | March 2007                       | -                            | 18.94                        | Work is under progress |
| 82 Improvements to Kanakatte Kere in Arasikere Taluk, Hassan District             | Rs.20.00 lakh<br>No. 04/2006-07             | August 2006                 | March 2007                       | -                            | 19.25                        | Work is under progress |
| 83 Improvements to Kondavagilu Doddakere Kere in Arasikere Taluk, Hassan District | Rs.29.95 lakh<br>No. 10/2006-07             | August 2006                 | March 2007                       | -                            | 17.20                        | Work is under progress |
| 84 Improvements to Arasikere Doddakere in Arasikere Taluk, Hassan District        | Rs.30.00 lakh<br>No. 08/2006-07             | August 2006                 | March 2007                       | -                            | 24.28                        | Work is under progress |
| 85 Construction of Undiganalu Gowdanakatte Tank in Arasikere Taluk                | Rs.49.50 lakh<br>No. 30/2006-07             | August 2006                 | March 2007                       | -                            | 22.32                        | Work is under progress |
| 86 Development of Feeder Channel from Belagele Tank to Shakunavalli Kodi Channel  | Rs.10 lakh<br>No. 19/2006-07                | September 2006              | January 2007                     | -                            | 70.75                        | Work is under progress |
| 87 Modernisation of Hirehakuna Tank                                               | Rs.29.90 lakh<br>No. 14/2004-05             | February 2006               | December 2006                    | -                            | 26.18                        | Work is under progress |
| 88 Rejuvenation of Devikoppa Hingina Tank                                         | Rs.29.95<br>No. 36/2006-07                  | September 2006              | March 2007                       | -                            | 19.18                        | Work is under progress |
| 89 Construction of pick up point across Jargal Tank                               | Rs.59.35 lakh<br>No. 30/2001-02             | October 2001                | October 2002                     | -                            | 45.12                        | Work is under progress |
| 90 Construction of barrage to Lift Irrigation Scheme, Shiravala                   | Rs.33.00 lakh<br>No. 61/2006-07             | October 2006                | March 2007                       | -                            | 14.30                        | Work is under progress |



**APPENDIX III**

**STATEMENT OF COMMITMENTS - LIST OF INCOMPLETE CAPITAL WORKS – contd.**

| <i>Name of the Project/Work</i>                                                                 | <i>Cost of Work / Sanction Order Number</i>                 | <i>Date of Commencement</i> | <i>Target Date of Completion</i> | <i>Revised Cost (if any)</i> | <i>Expenditure upto Date</i> | <i>Remarks</i>         |
|-------------------------------------------------------------------------------------------------|-------------------------------------------------------------|-----------------------------|----------------------------------|------------------------------|------------------------------|------------------------|
| (1)                                                                                             | (2)                                                         | (3)                         | (4)                              | (5)                          | (6)                          | (7)                    |
| <i>(Figures in lakhs of rupees)</i>                                                             |                                                             |                             |                                  |                              |                              |                        |
| 91 Construction of bridge/barrage at Gowrihalla , Kysanur                                       | Rs.20.00 lakh<br>No. 11/2001-02                             | February 2006               | July 2006                        | -                            | 20.06                        | Work is under progress |
| 92 Construction of Lift Irrigation Scheme near Doddamatti                                       | Rs.62.00 lakh<br>No. 18/2001-02                             | August 2004                 | February 2005                    | -                            | 15.33                        | Work is under progress |
| 93 Construction of Lift Irrigation Scheme from Tunga River to Dabbanagadde, Tirthahalli Taluk   | Rs.58.00 lakh<br>No. 47/<br>1999-2000                       | March 2001                  | November 2001                    | -                            | 34.51                        | Work is under progress |
| 94 Construction of Lift Irrigation Scheme at Telagundli, Soraba Taluk.                          | Rs.75.00 lakh<br>No. 161/<br>2000-01                        | July 2002                   | February 2003                    | -                            | 49.71                        | Work is under progress |
| 95 Development of Aralikere at Halesoraba                                                       | Rs.4.00 lakh<br>No. 34/<br>1999-2000                        | May 2000                    | September 2000                   | -                            | 2.61                         | Work is under progress |
| 96 Rejuvenation of bund and canal of Andige Thota, Soraba Taluk                                 | Rs.10.00 lakh<br>No. 58/2000-01                             | December 2001               | June 2002                        | -                            | 3.14                         | Work is under progress |
| 97 Construction of pick up across Hejjegrama Village near Konanamanehalli, Soraba Taluk.        | Rs.8.00 lakh<br>No. 57/2001-02                              | July 2002                   | January 2003                     | -                            | 9.15                         | Work is under progress |
| 98 Construction of Bund Conservation Work at Madari Palya near Tunga River, Shimoga Taluk       | Rs.6.00 lakh<br>No. 44/2006-07                              | January 2007                | March 2007                       | -                            | 0.05                         | Work is under progress |
| 99 Construction of bund and waste weir canal to Antrovalli Tank in Ranebennur Taluk             | Rs.2,48.00 lakh<br>No. CE<br>199/3/01                       | December 2003               | June 2005                        | -                            | 1,50.11                      |                        |
| 100 Improvements to Feeder Channel to Battigeri Vaddan Tank to Belagalpeth Tank in Hangal Taluk | Rs.2,45.00 lakh<br>No. CE MI (N)<br>Bijapur No.<br>219 3/01 | April 2003                  | April 2005                       | -                            | 2,63.98                      |                        |

**APPENDIX III**

**STATEMENT OF COMMITMENTS - LIST OF INCOMPLETE CAPITAL WORKS – contd.**

| <i>Name of the Project/Work</i>                                                                            | <i>Cost of Work / Sanction Order Number</i>                   | <i>Date of Commencement</i> | <i>Target Date of Completion</i> | <i>Revised Cost (if any)</i> | <i>Expenditure upto Date</i> | <i>Remarks</i> |
|------------------------------------------------------------------------------------------------------------|---------------------------------------------------------------|-----------------------------|----------------------------------|------------------------------|------------------------------|----------------|
| (1)                                                                                                        | (2)                                                           | (3)                         | (4)                              | (5)                          | (6)                          | (7)            |
| <i>(Figures in lakhs of rupees)</i>                                                                        |                                                               |                             |                                  |                              |                              |                |
| 101 Construction of New Tank near Sarihalla Somanakoppa in Kalaghatagi Taluk                               | Rs.1,76.87 lakh<br>CE No. (N)<br>Bijapur Rg.No.<br>2/ 1997-98 | December<br>2000            | November<br>2001                 | -                            | 1,83.58                      |                |
| 102 Construction of Lift Irrigation Scheme at Motitalab in Savanur Taluk                                   | Rs.3,27.50 lakh<br>CE MI No.<br>5389 dated<br>06.11.03        | March 2004                  | March 2005                       | -                            | 5,30.40                      |                |
| 103 Construction of Gourapur Lift Irrigation Scheme in Haveri Taluk                                        | Rs.1,26.84 lakh<br>CE No.<br>160/3/01                         | January<br>2004             | January<br>2006                  | 271.35                       | 1,36.96                      |                |
| 104 Construction of New Lift Irrigation Scheme at Daddal in Manvi Taluk                                    | Rs.4,85.00 lakh<br>No. 214 dated<br>3.10.2001                 | 2003                        | 2004                             | -                            | 3,74.38                      |                |
| 105 Construction of Nelajeri Tank in Yelburga Taluk                                                        | Rs.2,46.26 lakh<br>No. 27/05-06<br>dated<br>07.07.2005        | January<br>2006             | January<br>2007                  | -                            | 1,38.38                      |                |
| 106 Construction of New Lift Irrigation Scheme at Mudlapur, Kushtagi Taluk                                 | Rs.2,45.50 lakh<br>CER No. 58/<br>2004-05                     | 2005                        | 2006                             | -                            | 64.19                        |                |
| 107 Construction of barrage across Hattikuninala near Yaddalli Village, Yadgir Taluk, District Gulbarga.   | Rs.1,15 lakh<br>No. 98/APB/04<br>dated<br>03.03.2005          | August<br>2005              | August<br>2006                   | -                            | 1,31.25                      |                |
| 108 Construction of barrage across Hattikuninala, near Hattikuni Village, Taluk Yadgir, District Gulbarga. | Rs.1,15.10 lakh<br>No. 94/APB/04<br>dated<br>03.03.2004       | October<br>2005             | August<br>2006                   | -                            | 72.04                        |                |
| 109 Construction of Bridge cum Barrage at Lahore in Sedam Taluk, Gulburga Ditric                           | No. MI D/03<br>APB/2005<br>dated<br>18.03.2005                | August<br>2005              | August<br>2006                   | -                            | 9,50,75                      |                |

**APPENDIX III**

**STATEMENT OF COMMITMENTS - LIST OF INCOMPLETE CAPITAL WORKS - contd.**

| <i>Name of the Project/Work</i>                                                                                         | <i>Cost of Work / Sanction Order Number</i>            | <i>Date of Commencement</i> | <i>Target Date of Completion</i> | <i>Revised Cost (if any)</i>        | <i>Expenditure upto Date</i> | <i>Remarks</i> |
|-------------------------------------------------------------------------------------------------------------------------|--------------------------------------------------------|-----------------------------|----------------------------------|-------------------------------------|------------------------------|----------------|
| (1)                                                                                                                     | (2)                                                    | (3)                         | (4)                              | (5)                                 | (6)                          | (7)            |
|                                                                                                                         |                                                        |                             |                                  | <i>(Figures in lakhs of rupees)</i> |                              |                |
| 110 Construction of Bridge cum Barrage across Kagina river near Shankarwadi Village, Chittapur Taluk, Gulbarga District | No. MID/116/APB/2004 dated 03.03.2005                  | January 2006                | January 2007                     | -                                   | 4,94.91                      |                |
| 111 Construction of New Tank near Petu Sirur Village, Taluk Chittapur, Gulbarga District                                | No. MID 03 2000 dated 31.03.2003                       | December 2004               | March 2006                       | -                                   | 92.58                        |                |
| 112 Construction of New Tank at Tadakal in Aland Taluk, Gulbarga District                                               | No. ID/197/MID dated 09.02.2000                        | January 2001                | May 2002                         | -                                   | 1,18.28                      |                |
| 113 Construction of Bridge cum Barrage at Devalgangapur in Afzalpur Taluk                                               | No. MI (N)24 Bijapur                                   | December 2000               | December 2003                    | -                                   | 5,15.94                      |                |
| 114 Construction of Feeder Channel from Karanagi to Afzalpur, Yadgir Taluk                                              | No. 143/APB/2002 dated 20.1.03                         | November 2003               | November 2004                    | -                                   | 1,95.07                      |                |
| 115 Improvements to restoration of Salegoun Tank in Aland Taluk                                                         | No. 197/KGDU/03 dated 24.1.2004                        | November 2005               | November 2006                    | -                                   | 1,80.00                      |                |
| 116 Construction of New Tank near Okali village, Gulbarga.                                                              | No. MID/49/CNT/2002 dated 03.03.2005                   | September 2003              | September 2005                   | -                                   | 4,24.21                      |                |
| 117 Construction of Bridge cum Barrage at Buyyar in Indi Taluk                                                          | Administrative sanction by Government dated 31.03.2003 | November 2003               | November 2005                    | -                                   | 8,96.65                      |                |
| 118 Construction of PT near Kakhanadki, Bijapur Taluk                                                                   | Administrative sanction by Government dated 04.10.2005 | March 2006                  | March 2007                       | -                                   | 82.97                        |                |

**APPENDIX III**

**STATEMENT OF COMMITMENTS - LIST OF INCOMPLETE CAPITAL WORKS – contd.**

| <i>Name of the Project/Work</i>                                                                                                                                                            | <i>Cost of Work / Sanction Order Number</i> | <i>Date of Commencement</i> | <i>Target Date of Completion</i> | <i>Revised Cost (if any)</i> | <i>Expenditure upto Date</i> | <i>Remarks</i>         |
|--------------------------------------------------------------------------------------------------------------------------------------------------------------------------------------------|---------------------------------------------|-----------------------------|----------------------------------|------------------------------|------------------------------|------------------------|
| (1)                                                                                                                                                                                        | (2)                                         | (3)                         | (4)                              | (5)                          | (6)                          | (7)                    |
| <i>(Figures in lakhs of rupees)</i>                                                                                                                                                        |                                             |                             |                                  |                              |                              |                        |
| 119 Improvements from Intermediate lane to two lane from Km. 61.275 to 72 of SH-3 (Package-2) of Hosur-Anekal-Ramanagara-Magadi-Dobbespeth road under interstate state connectivity scheme | Rs.4,19.82 lakh<br>Job No. ISC-KNT-2005-10  | April 2006                  | March 2007                       | 4,76.43                      | 2,49.33                      | Work is under progress |
| 120 Improvements from Intermediate lane to two lane from Km. 72 to 84 of SH-3 (Package-3) of Hosur-Anekal-Ramanagara-Magadi-Dobbespeth road under interstate state connectivity scheme     | Rs.4,08.28 lakh<br>Job No. ISC-KNT-2005-11  | April 2006                  | March 2007                       | 4,70.54                      | 3,52.59                      | Work is under progress |
| 121 Improvements from Intermediate lane to two lane from Km. 84 to 93 of SH-3 (Package 4) of Hosur-Anekal-Ramanagara-Magadi-Dobbespeth road under interstate state connectivity scheme     | Rs.3,18.14 lakh<br>Job No. ISC-KNT-2005-12  | April 2006                  | March 2007                       | 3,63.16                      | 2,48.72                      | Work is under progress |
| 122 Improvements from intermediate lane to two lane from Km. 48.275 to 56.725 of SH-17E (Package-5) of MDR under interstate connectivity scheme                                            | Rs.3,43.49 lakh<br>Job No. ISC-KNT-2005-13  | April 2006                  | March 2007                       | 3,94.95                      | 1,66.59                      | Work is under progress |

**APPENDIX III**

**STATEMENT OF COMMITMENTS - LIST OF INCOMPLETE CAPITAL WORKS – contd.**

| <i>Name of the Project/Work</i>                                                                                                                                                                  | <i>Cost of Work / Sanction Order Number</i>                           | <i>Date of Commencement</i> | <i>Target Date of Completion</i> | <i>Revised Cost (if any)</i> | <i>Expenditure upto Date</i> | <i>Remarks</i>         |
|--------------------------------------------------------------------------------------------------------------------------------------------------------------------------------------------------|-----------------------------------------------------------------------|-----------------------------|----------------------------------|------------------------------|------------------------------|------------------------|
| (1)                                                                                                                                                                                              | (2)                                                                   | (3)                         | (4)                              | (5)                          | (6)                          | (7)                    |
| <i>(Figures in lakhs of rupees)</i>                                                                                                                                                              |                                                                       |                             |                                  |                              |                              |                        |
| 123 Improvements from intermediate lane to two lane from Km. 2 to 14.30 of MDR (Package - 6) of Hosur-Anekal-Ramanagara-Magadi-Dobbespeteroad under interstate state connectivity scheme         | Rs.3,92.23 lakh<br>Job No. ISC-KNT-2005-14                            | April 2006                  | March 2007                       | 4,53.24                      | 11.36                        | Work is under progress |
| 124 Improvements from intermediate lane to two lane from Km. 124.71 to 129.24 of SH-13 (Package-VII) of Hosur-Anekal-Ramanagara-Magadi-Dobbespeteroad under interstate state connectivity scheme | Rs.2,34.54 lakh<br>Job No. ISC-KNT-2005-15                            | April 2006                  | March 2007                       | 2,64.62                      | 20.43                        | Work is under progress |
| 125 Improvements of road from Goundgaon (AP) to Gudikushanoor to touching to SH-15 in Bidar District under ISC Scheme                                                                            | Rs.59.98 lakh<br>No. RW/NH-17012/2003 KNT (P-7) dated 04.08.2004      | February 2005               | August 2005                      | -                            | 59.06                        |                        |
| 126 Improvement of road from Dongoon to Ganeshpura Maharashtra under ISC scheme                                                                                                                  | Rs.75.00 lakh<br>No. RW/NH-17012/5/2003 KNT (P-7) dated 04.08.2004    | February 2005               | August 2005                      | -                            | 72.99                        |                        |
| 127 Improvements to Babaleshwar to Chikkalgalli Road from Km. 0 to 21 (selected reaches) of Bijapur District.                                                                                    | Rs.1,00.00 lakh<br>No. RW/NH-28014/51/2004 KNT (P-7) dated 31.03.2005 | August 2005                 | January 2006                     | -                            | 97.19                        |                        |

**APPENDIX III**

**STATEMENT OF COMMITMENTS - LIST OF INCOMPLETE CAPITAL WORKS – contd.**

| <i>Name of the Project/Work</i>                                                                                                      | <i>Cost of Work / Sanction Order Number</i>                                   | <i>Date of Commencement</i> | <i>Target Date of Completion</i> | <i>Revised Cost (if any)</i>        | <i>Expenditure upto Date</i> | <i>Remarks</i> |
|--------------------------------------------------------------------------------------------------------------------------------------|-------------------------------------------------------------------------------|-----------------------------|----------------------------------|-------------------------------------|------------------------------|----------------|
| (1)                                                                                                                                  | (2)                                                                           | (3)                         | (4)                              | (5)                                 | (6)                          | (7)            |
|                                                                                                                                      |                                                                               |                             |                                  | <i>(Figures in lakhs of rupees)</i> |                              |                |
| 128 Improvements to Talikoti Salwadagi road from Km. 6 to 14 in selected reaches                                                     | Rs.50.00 lakh<br>No. RW/NH-28014/51/2004/<br>KNT (P-7)<br>dated<br>31.03.2005 | September 2005              | December 2005                    | -                                   | 53.54                        |                |
| 129 Metalling and Asphaltting to road Ukkali Managoli Mulwad road from Km. 0 to 20 in Bijapur District                               | Rs.50.00 lakh<br>No. RW/NH-28014/51/2004<br>KNT (P-7)<br>dated<br>31.03.2005  | July 2005                   | December 2005                    | -                                   | 54.09                        |                |
| 130 Improvements to Sindagi Almel, joining Road to Satalgaon upto PI Khedagi in selected reaches in Indi Taluka of Bijapur District. | Rs.50.00 lakh<br>No. RW/NH-28014/51/2004<br>KNT (P-7)<br>dated<br>31.03.2005  | July 2005                   | December 2005                    | -                                   | 53.53                        |                |
| 131 Improvements to Indi Almel-Devangaon Road from Km. 16 to 30 in selected reaches of Indi Taluka of Bijapur District.              | Rs.40.00 lakh<br>No. RW/NH-28014/51/2004<br>KNT (P-7)<br>dated<br>31.03.2005  | July 2005                   | December 2005                    | -                                   | 43.59                        |                |
| 132 Improvements to Neginal, Mullal, Bomanahalli Markappanhalli from Km. 0 to 7.50 in Bijapur District.                              | Rs.50.00 lakh<br>No. RW/NH-28014/51/2004<br>KNT (P-7)<br>dated<br>31.03.2005  | July 2005                   | December 2005                    | -                                   | 54.71                        |                |
| 133 Improvements to Sindagi-Shahapur road from Km. 0 to 7 of Bijapur District                                                        | Rs.60.00 lakh<br>No. RW/CRF-28014/57/205<br>KNT (P-7)<br>dated<br>06.10.2005  | January 2006                | April 2006                       | -                                   | 66.00                        |                |
| 134 Improvements to road from 6.70 to 20 Badami Guledgudda Shirur in selected reaches                                                | Rs.80.00 lakh<br>No. RW/NH-28014/50/2004/<br>KNT (P-7)<br>dated<br>08.10.2004 | February 2005               | May 2005                         | -                                   | 84.52                        |                |

**APPENDIX III**

**STATEMENT OF COMMITMENTS - LIST OF INCOMPLETE CAPITAL WORKS - contd.**

| <i>Name of the Project/Work</i>                                                                                                                                 | <i>Cost of Work / Sanction Order Number</i>                                    | <i>Date of Commencement</i> | <i>Target Date of Completion</i> | <i>Revised Cost (if any)</i>        | <i>Expenditure upto Date</i> | <i>Remarks</i> |
|-----------------------------------------------------------------------------------------------------------------------------------------------------------------|--------------------------------------------------------------------------------|-----------------------------|----------------------------------|-------------------------------------|------------------------------|----------------|
| (1)                                                                                                                                                             | (2)                                                                            | (3)                         | (4)                              | (5)                                 | (6)                          | (7)            |
|                                                                                                                                                                 |                                                                                |                             |                                  | <i>(Figures in lakhs of rupees)</i> |                              |                |
| 135 Improvements to road from Ameengada to Chittaragi Sangama from Km. 8 to 25 in selected reaches                                                              | Rs.70.00 lakh<br>No. RW/NH-28014/50/2004/<br>KNT (P-7)<br>dated<br>08.10.2004  | January 2005                | April 2005                       | -                                   | 74.15                        |                |
| 136 Improvements to Pattadakallu Gudor Ameengad road 15 Kms (connecting SH and NH) in Bagalkot District.                                                        | Rs.1,50.00 lakh<br>No. RW/NH-28014/51/2004<br>KNT (P-7)<br>31.03.2005          | July 2005                   | January 2006                     | -                                   | 1,62.90                      |                |
| 137 Improvements to Pattadakallu-Aihole Sulebhavi road 25 Kms (connecting NH and SH) in Bagalkot District                                                       | Rs.2,00.00 lakh<br>No. RW/NH-28014/51/2004<br>KNT (P-7)<br>dated<br>31.03.2005 | August 2005                 | January 2006                     | -                                   | 2,08.17                      |                |
| 138 Improvements to Ameengad-Aihole road connecting NH.SH in Bagalkot District.                                                                                 | Rs.90.00 lakh<br>No. RW/NH-28014/51/2004<br>KNT (P-7)<br>dated<br>31.03.2005   | August 2005                 | December 2005                    | -                                   | 85.21                        |                |
| 139 Improvements to road from Badami-Kerur Road (MDR) from Km. 4.40 to 21.70 in Bagalkot District                                                               | Rs.40.00 lakh<br>No. RW/NH-28014/51/2004<br>KNT (P-7)<br>dated<br>31.03.2005   | August 2005                 | December 2005                    | -                                   | 41.49                        |                |
| 140 Improvements to Mudhol, Mantur (MDR) from Km. 0 to 8.40 in selected reaches of Bagalkot District                                                            | Rs.40.00 lakh<br>No. RW/NH-28014/51/2004<br>KNT (P-7)<br>dated<br>31.03.2005   | July 2005                   | December 2005                    | -                                   | 41.25                        |                |
| 141 Improvements and Asphaltting to road Chikkapadasalagi-Naganur-Adihudi cross from Km. 2 to 8.20 in selected reaches of Jamkhandi Taluka in Bagalkot District | Rs.70.00 lakh<br>No. RW/NH-28014/57/2005<br>KNT (P-7)<br>dated<br>06.10.2005   | February 2006               | June 2006                        | -                                   | 72.48                        |                |

**APPENDIX III**

**STATEMENT OF COMMITMENTS - LIST OF INCOMPLETE CAPITAL WORKS – contd.**

| <i>Name of the Project/Work</i>                                                                                                    | <i>Cost of Work / Sanction Order Number</i>                                    | <i>Date of Commencement</i> | <i>Target Date of Completion</i> | <i>Revised Cost (if any)</i> | <i>Expenditure upto Date</i> | <i>Remarks</i> |
|------------------------------------------------------------------------------------------------------------------------------------|--------------------------------------------------------------------------------|-----------------------------|----------------------------------|------------------------------|------------------------------|----------------|
| (1)                                                                                                                                | (2)                                                                            | (3)                         | (4)                              | (5)                          | (6)                          | (7)            |
| <i>(Figures in lakhs of rupees)</i>                                                                                                |                                                                                |                             |                                  |                              |                              |                |
| 142 Improvements to road from Bevinahatti cross to Honnakatti, Kirasoor and Bhagavathi Road Km. 2.60 to 10.60 of Bagalkot District | Rs.60.00 lakh<br>No. RW/NH-28014/57/2005<br>KNT (P-7)<br>dated<br>06.10.2005   | January 2006                | May 2006                         | -                            | 63.86                        |                |
| 143 Improvements to road from Chikkamudhol road of Jewaragi Taluka of Gulbarga District from Km. 0 to 12                           | Rs.70.00 lakh<br>No. RW/NH-28014/57/2005<br>KNT (P-7)<br>dated<br>06.10.2005   | January 2006                | April 2006                       | -                            | 70.45                        |                |
| 144 Improvements to road from Jewaragi Sankeshwar road to Kudidarga from Km. 0 to 14 in Jewaragi Taluka of Gulbarga District       | Rs.1,00.00 lakh<br>No. RW/NH-28014/57/2005<br>KNT (P-7)<br>dated<br>06.10.2005 | January 2006                | April 2006                       | -                            | 1,05.16                      |                |
| 145 Improvements to Yelaburga - Sankanur road (selected reaches) MDR in Koppal District                                            | Rs.80.00 lakh<br>No. RW/CRF/28014/46/2003/<br>KNT/NH dated<br>26.02.204        | August 2004                 | December 2004                    | -                            | 87.98                        |                |
| 146 Improvements to Yelburga to Myadaneri (via Bevoor) upto NH-13 Km. 0 to 25 of Yelburga Taluk in Koppal District                 | Rs.70.00 lakh<br>No. RW/NH-28014/50/2004<br>KNT (P-7)<br>dated<br>08.10.2004   | February 2005               | May 2005                         | -                            | 75.52                        |                |
| 147 Improvements to road from NH.13 to Hospet via. Sanapur-Anegundi-Pappakanhalli (20 Kms. in selected reaches) in Koppal District | Rs.1,50.00 lakh<br>No. RW/NH-28014/51/2004<br>KNT (P-7)<br>dated<br>31.03.2005 | August 2005                 | January 2006                     | -                            | 1,55.81                      |                |



**APPENDIX III**

**STATEMENT OF COMMITMENTS - LIST OF INCOMPLETE CAPITAL WORKS - contd.**

| <i>Name of the Project/Work</i>                                                                                                                                                              | <i>Cost of Work / Sanction Order Number</i>                                  | <i>Date of Commence-ment</i> | <i>Target Date of Completion</i> | <i>Revised Cost (if any)</i>        | <i>Expenditure upto Date</i> | <i>Remarks</i> |
|----------------------------------------------------------------------------------------------------------------------------------------------------------------------------------------------|------------------------------------------------------------------------------|------------------------------|----------------------------------|-------------------------------------|------------------------------|----------------|
| (1)                                                                                                                                                                                          | (2)                                                                          | (3)                          | (4)                              | (5)                                 | (6)                          | (7)            |
|                                                                                                                                                                                              |                                                                              |                              |                                  | <i>(Figures in lakhs of rupees)</i> |                              |                |
| 148 Improvements to Asphaltting to road Koppal Kunakera Km. 0 to 5 in Koppal District                                                                                                        | Rs.60.00 lakh<br>No. RW/NH-28014/51/2004<br>KNT (P-7)<br>dated<br>31.03.2005 | August<br>2005               | December<br>2005                 | -                                   | 64.72                        |                |
| 149 Improvements to road from SH.29 Garjanala cross to Bagalkot District Border Route Mudenura Dothihala Hanumasagar Kulagera, Antara Thana Km. 22 to 32 and Km. 53 to 58 of Koppal District | Rs.60.00 lakh<br>No. RW/NH-28014/57/205<br>KNT (P-7)<br>dated<br>06.10.2005  | February<br>2006             | May 2006                         | -                                   | 65.97                        |                |
| 150 Improvements and Asphaltting to Kanakagiri Maslapur road from Km. 0 to 5 in selected reaches of Gangavathi Taluka in Koppal District.                                                    | Rs.50.00 lakh<br>No. RW/NH-28014/57/2005<br>KNT (P-7)<br>dated<br>06.10.2005 | January<br>2006              | April 2006                       | -                                   | 52.40                        |                |
| 151 Improvements to Ahamadabad to Nittur road (Aurad Ahamedabad road Km. 20 to 30.50)                                                                                                        | Rs.50.00 lakh<br>No. PWD46/<br>CRF/ 2003<br>Bangalore<br>dated<br>09.10.2003 | February<br>2004             | May 2004                         | -                                   | 53.31                        |                |
| 152 Improvements to road from Bhalki to Madakhatti MDR in Bidar District                                                                                                                     | Rs.80.00 lakh<br>No. PWD-46/<br>CRF/2003<br>Bangalore<br>dated<br>09.10.2003 | February<br>2004             | May 2004                         | -                                   | 85.84                        |                |
| 153 Improvements to Halbarga to Bhalki from Km. 0 to 12 in Bidar District                                                                                                                    | Rs.70.00 lakh<br>No. PWD 46/<br>CRF/2003<br>Bangalore<br>dated<br>09.10.2003 | February<br>2004             | May 2004                         | -                                   | 75.57                        |                |

**APPENDIX III**

**STATEMENT OF COMMITMENTS - LIST OF INCOMPLETE CAPITAL WORKS – contd.**

| <i>Name of the Project/Work</i>                                                                                                                                               | <i>Cost of Work / Sanction Order Number</i>                                    | <i>Date of Commencement</i> | <i>Target Date of Completion</i> | <i>Revised Cost (if any)</i>        | <i>Expenditure upto Date</i> | <i>Remarks</i> |
|-------------------------------------------------------------------------------------------------------------------------------------------------------------------------------|--------------------------------------------------------------------------------|-----------------------------|----------------------------------|-------------------------------------|------------------------------|----------------|
| (1)                                                                                                                                                                           | (2)                                                                            | (3)                         | (4)                              | (5)                                 | (6)                          | (7)            |
|                                                                                                                                                                               |                                                                                |                             |                                  | <i>(Figures in lakhs of rupees)</i> |                              |                |
| 154 Improvements to Humnabad road to Dadagi cross via Jalsangi, Dubalgundi Katak, Chincholi cross, Yenkur, Bardapur Cross, Karab, Khelgi cross (Humnabad Bhalki road) (18 Km) | Rs.1,50.00 lakh<br>No. RW/NH-28014/46/203<br>KNT (P-7)<br>dated<br>16.12.2003  | September 2004              | January 2005                     | -                                   | 1,59.30                      |                |
| 155 Improvements to Kattithagaon cross to Handikere via Chalkapura - Chitta Katak - Chincholi - Sutanawadi- Handikera (25 Kms)                                                | Rs.2,50.00 lakh<br>No. RW/NH-28014/46/2003<br>KNT (P-7)<br>dated<br>16.12.2003 | September 2004              | March 2005                       | -                                   | 2,56.87                      |                |
| 156 Improvements to road from Bhalki to Lakkanago via Bathambra in Bhalki Taluka in Bidar District                                                                            | Rs.80.00 lakh<br>No. RW/CRF/28014/46/2003/<br>KN5/NH dated<br>26.02.2004       | September 2004              | December 2004                    | -                                   | 85.50                        |                |
| 157 Improvements to Khanapura to Halburga via Dhannur from Km. 0 to 8 in Bidar District                                                                                       | Rs.50.00 lakh<br>No. RW/CRF/28014/46/2003/<br>KN5/NH dated<br>26.02.2004       | August 2004                 | December 2004                    | -                                   | 53.48                        |                |
| 158 Improvements to road from Dhannur cross to Gorthahalli Km. 16.20 to 24 (Aurad Sadashivaghada state Highway 34 in seleted reaches)                                         | Rs.60.00 lakh<br>No. RW/NH-28014/50/204<br>KNT (P-7)<br>dated<br>08.10.2004    | February 2005               | May 2005                         | -                                   | 60.81                        |                |
| 159 Improvements to Bhalki to Dadgi cross road Km. 0 to 8 in selected reaches                                                                                                 | Rs.65.00 lakh<br>No. RW/NH-28014/50/2004<br>KNT (P-7)<br>dated<br>08.10.2004   | March 2005                  | June 2005                        | -                                   | 62.44                        |                |
| 160 Improvements and Asphaltting to road from Kolar-Malur-Hosur Road from Km. 13 to 285                                                                                       | Rs.80.00 lakh<br>No. CRF/626/<br>KNT/2005                                      | April 2006                  | January 2007                     | -                                   | 89.91                        |                |

**APPENDIX III**

**STATEMENT OF COMMITMENTS - LIST OF INCOMPLETE CAPITAL WORKS – contd.**

| <i>Name of the Project/Work</i>                                                                                                                                                                                      | <i>Cost of Work / Sanction Order Number</i> | <i>Date of Commencement</i> | <i>Target Date of Completion</i> | <i>Revised Cost (if any)</i> | <i>Expenditure upto Date</i> | <i>Remarks</i>                                                                |
|----------------------------------------------------------------------------------------------------------------------------------------------------------------------------------------------------------------------|---------------------------------------------|-----------------------------|----------------------------------|------------------------------|------------------------------|-------------------------------------------------------------------------------|
| (1)                                                                                                                                                                                                                  | (2)                                         | (3)                         | (4)                              | (5)                          | (6)                          | (7)                                                                           |
| <i>(Figures in lakhs of rupees)</i>                                                                                                                                                                                  |                                             |                             |                                  |                              |                              |                                                                               |
| 161 Improvements to Bangarpet-Budikote Balamande Kammanahally Road Km. 0 to 12 Bangarpet Taluk, Kolar Dist.                                                                                                          | Rs.1,00.00 lakh<br>No. CRF/627/<br>KNT/2005 | May 2006                    | February 2007                    | -                            | 24.00                        |                                                                               |
| 162 Improvements to Kadoshivanahally Bannagiri Doddi, T.N.Border upto Javalagere cross road from Km. 0 to 4.50                                                                                                       | Rs.1,00.00 lakh<br>No. CRF/640/<br>KNT/2006 | September 2006              | January 2007                     | -                            | 50.67                        |                                                                               |
| 163 Improvements and asphaltting from B.M.cros to Mallige Mettilu (via) Paduvogere, Agare from Km. 9 to 19 of Kanakapura Taluk                                                                                       | Rs.70.00 lakh<br>No. CRF/686/<br>KNT/2006   | October 2006                | February 2007                    | -                            | 72.01                        |                                                                               |
| 164 Improvement of Kollegal-Koratagere road (Malavalli, Maddur and Tumkur) under E&I Schemes                                                                                                                         | Rs.10,33.34 lakh<br>No. E&I/KNT/<br>2005/01 | January 2004                | January 2006                     | -                            | 8,05.39                      |                                                                               |
| 165 Formation of road from Harwda Ganapati Temple to Mudga to Harwads in Ankola                                                                                                                                      | Rs.1,08.00 lakh                             | June 2003                   | April 2004                       | -                            | 0.88                         | Sanction from Naval Authorities of Sea Bird, Karwar awaited to continue work. |
| 166 Improvements to road from B.M.Road to join K.K.Road via Sadolalu, Kannali, Muttanahalli, D.A.Kere, Devarahalli, Karadakere, Arechakanahalli, Yaladahalli, J.C.Pura, Devipura, Talagavadi, Kagepura (Km. 0 to 22) | Rs.2,52.00 lakh<br>No. 3/2003-04            | April 2003                  | February 2004                    | -                            | 1,03.95                      | Work is under progress                                                        |

**APPENDIX III**

**STATEMENT OF COMMITMENTS - LIST OF INCOMPLETE CAPITAL WORKS – contd.**

| <i>Name of the Project/Work</i>                                                                                                                                          | <i>Cost of Work /<br/>Sanction Order<br/>Number</i> | <i>Date of<br/>Commence-<br/>ment</i> | <i>Target Date<br/>of<br/>Completion</i> | <i>Revised<br/>Cost<br/>(if any)</i> | <i>Expenditure<br/>upto Date</i> | <i>Remarks</i>         |
|--------------------------------------------------------------------------------------------------------------------------------------------------------------------------|-----------------------------------------------------|---------------------------------------|------------------------------------------|--------------------------------------|----------------------------------|------------------------|
| (1)                                                                                                                                                                      | (2)                                                 | (3)                                   | (4)                                      | (5)                                  | (6)                              | (7)                    |
| <i>(Figures in lakhs of rupees)</i>                                                                                                                                      |                                                     |                                       |                                          |                                      |                                  |                        |
| 167 Improvements to road from Mandagere Railway Station in K.R.Pet Taluk to Shravanabelagola via Kikkeri from Km. 0 to 14.08                                             | Rs.2,30.00 lakh<br>No. 27/2005-06                   | May 2005                              | January 2006                             | -                                    | 2,40.31                          | Work is under progress |
| 168 Improvements to road from 20th Km. of Srirangapatna - Channarayapatna Road to Bookinakere, Hariharapura, Lingapura (Km.7 to 16)                                      | Rs.1,89.00 lakh<br>No. 227/<br>2002-03              | April 2003                            | December 2003                            | -                                    | 2,03.07                          | Work is under progress |
| 169 Improvements to road from Halli Mysore Akkihebbalu Railway Station to Arasikere via Somanathapura Bookinakere Maddur and Pandavapura Railway Station Km. 14.22 to 22 | Rs.3,49.00 lakh<br>No. 221/<br>2002-03              | March 2003                            | January 2004                             | -                                    | 2,33.33                          | Work is under progress |
| 170 Improvements to road from Bookinakere to Machagonahalli from Km. 0 to 4.75                                                                                           | No. 221/<br>2002-03                                 | March 2003                            | January 2004                             | -                                    | 1,08.50                          | Work is under progress |
| 171 Improvements to K.R.Pete Akki Hebbalu Road from Km. 0 to 15.33                                                                                                       | Rs.2,52.00 lakh<br>No. 201/<br>2002-03              | March 2003                            | March 2004                               | -                                    | 2,72.29                          | Work is under progress |
| 172 Improvements to Akkihebbalu Mandagere Road from Km. 0 to 12.52                                                                                                       | Rs.2,08.00 lakh<br>No. 216/<br>2002-03              | March 2003                            | March 2004                               | -                                    | 1,95.98                          | Work is under progress |

**APPENDIX III**

**STATEMENT OF COMMITMENTS - LIST OF INCOMPLETE CAPITAL WORKS – contd.**

| <i>Name of the Project/Work</i>                                                                                                   | <i>Cost of Work / Sanction Order Number</i> | <i>Date of Commencement</i> | <i>Target Date of Completion</i> | <i>Revised Cost (if any)</i>        | <i>Expenditure upto Date</i> | <i>Remarks</i>         |
|-----------------------------------------------------------------------------------------------------------------------------------|---------------------------------------------|-----------------------------|----------------------------------|-------------------------------------|------------------------------|------------------------|
| (1)                                                                                                                               | (2)                                         | (3)                         | (4)                              | (5)                                 | (6)                          | (7)                    |
|                                                                                                                                   |                                             |                             |                                  | <i>(Figures in lakhs of rupees)</i> |                              |                        |
| 173 Construction of bridge at Km. 19 on road from Halli Mysore Akki Hebbalu Railway Station to Somanathapura Moduru P.R.S.A.road. | Rs.1,29.00 lakh<br>No. 19/2003-04           | December 2003               | December 2004                    | -                                   | 0.99                         | Work is under progress |
| 174 Construction of bridge at Hosaholalu, Ballikere, Natanahalli road at Km. 1                                                    | No. 19/2003-04                              | December 2003               | December 2004                    |                                     | 41.36                        |                        |
| 175 Construction of bridge across Lakshmipura Halla from PRSA Road Km. 27.90 to Hariharapura Lingapura.                           | No. 19/2003-04                              | December 2003               | December 2004                    |                                     | 13.23                        |                        |
| 176 Construction of bridge at Arasikere 11 Kms. from Pandavapura Railway Station                                                  | No. 19/2003-04                              | December 2003               | December 2004                    |                                     | 30.41                        | Work is under progress |
| 177 Construction of Mini Vidhana Soudha at K.R.Pet (2 <sup>nd</sup> Phase)                                                        | Rs.2,30.00 lakh<br>No. 153/<br>2005-06      | November 2005               | February 2007                    | -                                   | 2,71.21                      | Work is under progress |
| 178 Improvement of road at Malavalli-Poorigali, Malavalli Taluk, from Km. 0 to 17                                                 | Rs.2,91.00 lakh<br>No. 104/<br>2002-03      | March 2003                  | March 2004                       | -                                   | 2,85.28                      | Work is under progress |
| 179 Improvement of road at Srirangapatna-Sosale-Shivanasamudra                                                                    | Rs.3,78.00 lakh<br>No. 105/<br>2002-03      | April 2003                  | April 2004                       | -                                   | 2,57.61                      | Work is under progress |
| 180 Construction of road at B.M.Road- Sultan Road via Aladalli Marakalu Road                                                      | Rs.1,26.00 lakh<br>No. 122/<br>2002-03      | March 2003                  | March 2004                       | -                                   | 83.24                        | Work is under progress |

**APPENDIX III**

**STATEMENT OF COMMITMENTS - LIST OF INCOMPLETE CAPITAL WORKS – contd.**

| <i>Name of the Project/Work</i>                                                                                              | <i>Cost of Work / Sanction Order Number</i> | <i>Date of Commencement</i> | <i>Target Date of Completion</i> | <i>Revised Cost (if any)</i> | <i>Expenditure upto Date</i> | <i>Remarks</i>         |
|------------------------------------------------------------------------------------------------------------------------------|---------------------------------------------|-----------------------------|----------------------------------|------------------------------|------------------------------|------------------------|
| (1)                                                                                                                          | (2)                                         | (3)                         | (4)                              | (5)                          | (6)                          | (7)                    |
| <i>(Figures in lakhs of rupees)</i>                                                                                          |                                             |                             |                                  |                              |                              |                        |
| 181 Construction of road from Chikkamulgud to K.K.Road at Bhimanahalli L.G.Doddi, from Km. 0 to 16                           | Rs.1,84.00 lakh<br>No. 108/<br>2002-03      | March 2003                  | March 2004                       | -                            | 98.24                        | Work is under progress |
| 182 Construction of road from M.G.M. Road, Ravandur - K.Shettyhalli at Yadaganahalli from Km. 0 to 14                        | Rs.1,64.00 lakh<br>No. 108/<br>2002-03      | March 2003                  | March 2004                       | -                            | 72.36                        | Work is under progress |
| 183 Construction of bridge across river Kaveri at Srirangapatna Taluk, Ganjam Karighatta Road                                | Rs.2,42.00 lakh<br>No. 197/<br>2002-03      | September 2003              | March 2005                       | -                            | 1,60.84                      | Work is under progress |
| 184 Improvement of road from Bangalore Bandipur joining Bilikere Tarikere in K.R. Pet and Pandavapura Taluk, Mandya District | Rs.7,81.00 lakh<br>No. 214/<br>2002-03      | March 2003                  | March 2004                       | 1,11.00                      | 5,67.89                      | Work is under progress |
| 185 Construction of Mini Vidhana Soudha extension building at Gundlupet                                                      | Rs.1,20.00 lakh<br>CER No. 64/<br>2005-06   | May 2006                    | February 2007                    | -                            | 34.37                        | Work is under progress |
| 186 Improvements to Haradanahalli - Arakalavadi Road from Ch.7 to Km. 23 in selected reaches in Chamarajanagar Taluk         | Rs.1,20.00 lakh<br>CER No. 554/<br>2005-06  | May 2006                    | February 2007                    | -                            | 48.84                        | Work is under progress |
| 187 Improvements to NH4 to Muddenahalli road (Balance reach) in Madhugiri Taluk (MDR)                                        | Rs.1,20.00 lakh<br>No. CER 86/<br>2005-06   | November 2005               | August 2006                      | -                            | 75.29                        |                        |

**APPENDIX III**

**STATEMENT OF COMMITMENTS - LIST OF INCOMPLETE CAPITAL WORKS - contd.**

| <i>Name of the Project/Work</i>                                                                                                             | <i>Cost of Work / Sanction Order Number</i> | <i>Date of Commencement</i> | <i>Target Date of Completion</i> | <i>Revised Cost (if any)</i>        | <i>Expenditure upto Date</i> | <i>Remarks</i>         |
|---------------------------------------------------------------------------------------------------------------------------------------------|---------------------------------------------|-----------------------------|----------------------------------|-------------------------------------|------------------------------|------------------------|
| (1)                                                                                                                                         | (2)                                         | (3)                         | (4)                              | (5)                                 | (6)                          | (7)                    |
|                                                                                                                                             |                                             |                             |                                  | <i>(Figures in lakhs of rupees)</i> |                              |                        |
| 188 Improvements to road from 9th Km. of Bidarammanagudi Hulyar road at 18th Km. via. Anivala, Rattenahalli, Gowdanakatte in Tiptur Taluk   | Rs.1,00.00 lakh<br>No. CER 218/<br>2005-06  | December<br>2005            | August<br>2006                   | 1,22.80                             | 22.28                        |                        |
| 189 Improvements to road from Byadarahally, Kamlapura via Agasarahalli, Settikere, Thammadihalli, Baranapura (1st Phase) in C.N.Hally Taluk | Rs.1,27.00 lakh<br>No. CER 285/<br>2005-06  | December<br>2005            | September<br>2006                | -                                   | 33.40                        |                        |
| 190 Improvements to road from TCB road to Nimbemaradahalli via Ramalingapura, Raghunathapura in Sira Taluk                                  | Rs.1,27.00 lakh<br>No. CER 256/<br>2005-06  | November<br>2005            | August<br>2006                   | -                                   | 1,26.35                      |                        |
| 191 Construction of Circuit House at Gangavathi in Gangavathi Taluk                                                                         | Rs.1,12.50 lakh<br>CER No. 20/<br>2005-06   | March 2006                  | March 2007                       | -                                   | 1,08.94                      | Work is under progress |
| 192 Improvement and asphaltting of road from A.B.S.Road in K.R.Nagar Taluk, to road joining Mudiguppe via Melur from Km. 0 to 10            | CER No. 342/<br>2005-06                     | March 2006                  | December<br>2006                 | -                                   | 20.37                        | Work is under progress |
| 193 Improvement and asphaltting of road from Madapur-Sangama in H.D.Kote Taluk to road joining K.Belthur via Lanke from Km. 0 to 17.50      | CER No. 368/<br>2005-06                     | April 2006                  | December<br>2006                 | -                                   | 25.67                        | Work is under progress |

**APPENDIX III**

**STATEMENT OF COMMITMENTS - LIST OF INCOMPLETE CAPITAL WORKS – contd.**

| <i>Name of the Project/Work</i>                                                                            | <i>Cost of Work / Sanction Order Number</i> | <i>Date of Commencement</i> | <i>Target Date of Completion</i> | <i>Revised Cost (if any)</i> | <i>Expenditure upto Date</i> | <i>Remarks</i>         |
|------------------------------------------------------------------------------------------------------------|---------------------------------------------|-----------------------------|----------------------------------|------------------------------|------------------------------|------------------------|
| (1)                                                                                                        | (2)                                         | (3)                         | (4)                              | (5)                          | (6)                          | (7)                    |
| <i>(Figures in lakhs of rupees)</i>                                                                        |                                             |                             |                                  |                              |                              |                        |
| 194 Improvement of road from Hullenhalli Gate to Moodala Koppalu of Hunsur Taluk                           | CER No. 552/2005-06                         | April 2006                  | January 2007                     | -                            | 16.56                        | Work is under progress |
| 195 Improvement of road from Hummatu in Hunsur Taluk to road joining Shirenahally Road via Hosa Panjahalli | CER No. 536/2005-06                         | May 2006                    | November 2006                    | -                            | 15.81                        | Work is under progress |
| 196 Construction of Inspection Bungalow at Saligrama, K.R.Nagar Taluk.                                     | CER No. 143/2005-06                         | March 2006                  | March 2007                       | -                            | 5.48                         | Work is under progress |
| 197 Construction of Inspection Bungalow for V.V.I.P.s at Piriapatna                                        | CER No. 352/2004-05                         | June 2005                   | March 2006                       | -                            | 11.52                        | Work is under progress |
| 198 Providing Security Grill fencing around Vidhana Soudha                                                 | Rs.2,00.00 lakh<br>No. CER 22/<br>2002-03   | November 2002               | October 2003                     | -                            | 3,35.32                      | Work is under progress |
| 199 Construction of Administrative Block to KPSC at Park House, Bangalore                                  | Rs.11,90 lakh<br>CER No. 147/<br>2002-03    | March 2002                  | August 2005                      | -                            | 13,86.50                     | Work is under progress |
| 200 Upgradation of road from Hattigudur to Bidar -U3                                                       | Rs.1,40,01.28 lakh                          | January 2002                | January 2006                     | 1,80,00.00                   | 1,64,09.98                   |                        |
| 201 Upgradation of road from Sankeshwar to Yaragatti – U6                                                  | Rs.77,23.71 lakh                            | March 2003                  | January 2006                     | 79,92.87                     | 59,38.60                     |                        |
| 202 Upgradation of Road from Bijapur to Krishna Bridge - U7A                                               | Rs.51,11.11 lakh                            | May 2004                    | January 2006                     | 51,78.79                     | 43,47.98                     |                        |
| 203 Upgradation of Road from Krishna Bridge to Lokapur - U78                                               | Rs.67,61.59 lakh                            | May 2004                    | November 2006                    | 66,74.95                     | 59,24.19                     |                        |
| 204 Upgradation of Road from Hungund to Belgaum – U8                                                       | Rs.2,80,93.55 lakh                          | March 2003                  | March 2006                       | 34,13.00                     | 3,32,65.53                   |                        |



**APPENDIX III**

**STATEMENT OF COMMITMENTS - LIST OF INCOMPLETE CAPITAL WORKS - contd.**

| <i>Name of the Project/Work</i>                                               | <i>Cost of Work / Sanction Order Number</i> | <i>Date of Commencement</i> | <i>Target Date of Completion</i> | <i>Revised Cost (if any)</i> | <i>Expenditure upto Date</i> | <i>Remarks</i> |
|-------------------------------------------------------------------------------|---------------------------------------------|-----------------------------|----------------------------------|------------------------------|------------------------------|----------------|
| (1)                                                                           | (2)                                         | (3)                         | (4)                              | (5)                          | (6)                          | (7)            |
| <i>(Figures in lakhs of rupees)</i>                                           |                                             |                             |                                  |                              |                              |                |
| 205 Rehabilitation of road from Khanapur to Alnavar U-9                       | Rs.27,02.84 lakh                            | February 2005               | August 2006                      | -                            | 12,09.24                     |                |
| 206 Rehabilitation of Road from Hulikatti to Nargund - U10                    | Rs.19,62.24 lakh                            | February 2005               | April 2006                       | -                            | 10,99.20                     |                |
| 207 Rehabilitation of Road from Chinya to Nelligere M-6                       | Rs.14,76.00 lakh                            | November 2005               | October 2006                     | 19,88.00                     | 14,25.40                     |                |
| 208 Rehabilitation of Road from Nelligere to Kibbanahalli M-7                 | Rs.19,61.57 lakh                            | November 2005               | January 2007                     | 24,57.00                     | 20,16.91                     |                |
| 209 Rehabilitation of Road from Devinagar to Sindhanur M-11                   | Rs.25,10.15 lakh                            | June 2005                   | September 2006                   | 29,60.00                     | 22,63.57                     |                |
| 210 Rehabilitation of Road from Mariyammanahalli to Ittagi M-14               | Rs.31,48.82 lakh                            | November 2004               | July 2006                        | -                            | 27,81.08                     |                |
| 211 Rehabilitation of Road from Kallubavale cross to Harihar M-15             | Rs.30,99.71 lakh                            | December 2004               | August 2006                      | -                            | 14,67.85                     |                |
| 212 Rehabilitation of Road from Harihar to Honnali M-16                       | Rs.21,75.77 lakh                            | December 2004               | March 2006                       | -                            | 20,39.79                     |                |
| 213 Rehabilitation of Road from Sirsi to Mavingundi M-26                      | Rs.26,40.00 lakh                            | December 2005               | September 2006                   | -                            | 4,32.34                      |                |
| 214 Rehabilitation of Road from Ramanagara (Londa) to Kumbarvada M-28         | Rs.1,59.08 lakh                             | June 2004                   | March 2007                       | -                            | 16,24.00                     |                |
| 215 Rehabilitation of Road from Navalgund to Ron-M33                          | Rs.27,01.99 lakh                            | March 2005                  | August 2006                      | 32,00.34                     | 22,30.81                     |                |
| 216 Rehabilitation of road from Ron to Kustagi M-34                           | Rs.25,38.21 lakh                            | March 2005                  | November 2006                    | -                            | 27,52.21                     |                |
| 217 Construction of Superintendent of Police Quarters (First Floor) at Hassan | Rs.55.00 lakh No. 160/ 2005-06              | July 2006                   | January 2007                     | -                            | 31.21                        |                |

**APPENDIX III**

**STATEMENT OF COMMITMENTS - LIST OF INCOMPLETE CAPITAL WORKS – contd.**

| <i>Name of the Project/Work</i>                                                                                                       | <i>Cost of Work / Sanction Order Number</i>                  | <i>Date of Commencement</i> | <i>Target Date of Completion</i> | <i>Revised Cost (if any)</i> | <i>Expenditure upto Date</i> | <i>Remarks</i>         |
|---------------------------------------------------------------------------------------------------------------------------------------|--------------------------------------------------------------|-----------------------------|----------------------------------|------------------------------|------------------------------|------------------------|
| (1)                                                                                                                                   | (2)                                                          | (3)                         | (4)                              | (5)                          | (6)                          | (7)                    |
| <i>(Figures in lakhs of rupees)</i>                                                                                                   |                                                              |                             |                                  |                              |                              |                        |
| 218 Construction of First Floor building of Mini Vidhana Soudha at H.N.Pura                                                           | Rs.40.00 lakh<br>No. 198/<br>2004-05                         | March 2005                  | March 2006                       | -                            | 31.00                        |                        |
| 219 Construction of ITI College at H.N.Pura                                                                                           | Rs.50.00 lakh<br>No. 97/2005-06                              | January 2006                | July 2006                        | -                            | 43.25                        |                        |
| 220 Construction of PWD Staff Quarter at S.K.Pura                                                                                     | Rs.25.00 lakh<br>No. 231/<br>2005-06                         | July 2006                   | January 2007                     | -                            | 15.79                        |                        |
| 221 Construction of Assistant Commissioners Quarters at Hassan                                                                        | Rs.20.00 lakh<br>No. 140/<br>2006-07                         | September 2006              | March 2007                       | -                            | 4.23                         |                        |
| 222 Improvement to road from Haranahalli Sakkarayapattana Road Ch: 10 to 21 and 23.20 to 26 in Arasikere Taluk                        | Rs.40.00 lakh<br>No. 290/05-06                               | March 2006                  | September 2006                   | -                            | 18.43                        |                        |
| 223 Construction of ring road from SH 49 at Km. 29.70 to join Amaravathi bypass road at Km. 116 near Kanakadasa Circle in Hospet Town | Rs.85.74 lakh                                                | April 2006                  | January 2007                     | -                            | 7.10                         | Work is under progress |
| 224 Construction of Central Record Room in premises of Court Building at Bellary                                                      | Rs.58.00 lakh<br>No. 1 AW/<br>LCE/ 21/2005<br>dated 29.11.05 | February 2006               | February 2007                    | -                            | 34.17                        | Work is under progress |
| 225 Construction of IB at Mariyammana halli in Hospet Taluk                                                                           | Rs.20.00 lakh<br>No. 8610/05-06<br>dated<br>16.12.2005       | March 2006                  | March 2007                       | -                            | 12.22                        | Work is under progress |
| 226 Improvements to Manchikri Kerehosalli Road in Yellapur Taluka                                                                     | Rs.10.00 lakh<br>No. 802<br>dated. 09.05.05                  | December 2005               | April 2006                       | -                            | 10.72                        |                        |
| 227 Improvements to Gokarna Sanikatta Hebbul Road in Ankola Taluka                                                                    | Rs.20.00 lakh                                                | December 2005               | April 2006                       | -                            | 6.68                         | Work is under progress |

**APPENDIX III**

**STATEMENT OF COMMITMENTS - LIST OF INCOMPLETE CAPITAL WORKS - contd.**

| <i>Name of the Project/Work</i>                                                      | <i>Cost of Work / Sanction Order Number</i>        | <i>Date of Commencement</i> | <i>Target Date of Completion</i> | <i>Revised Cost (if any)</i>        | <i>Expenditure upto Date</i> | <i>Remarks</i>         |
|--------------------------------------------------------------------------------------|----------------------------------------------------|-----------------------------|----------------------------------|-------------------------------------|------------------------------|------------------------|
| (1)                                                                                  | (2)                                                | (3)                         | (4)                              | (5)                                 | (6)                          | (7)                    |
|                                                                                      |                                                    |                             |                                  | <i>(Figures in lakhs of rupees)</i> |                              |                        |
| 228 Improvements to Santeguli/ Neelkund Road from Km. 46 to 48.50 in Siddapur Taluka | Rs.30.00 lakh                                      | March 2005                  | July 2006                        | -                                   | 0.06                         | Work is under progress |
| 229 Improvements to B.K.Halli Nagshettikoppa from Km. 4 to 11 in Haliyal Taluka      | Rs.30.00 lakh                                      | August 2006                 | November 2006                    | -                                   | 19.63                        | Work is under progress |
| 230 Construction of Circuit House at Banavasi in Sirsi Taluka                        | Rs.30.00 lakh<br>No. 71/3-06                       | October 2006                | February 2007                    | -                                   | 0.25                         |                        |
| 231 Construction of Tahasildar quarters at Siddapur                                  | Rs.15.00 lakh<br>No. 13417/<br>dated<br>29.03.2006 | November 2006               | March 2007                       | -                                   | 9.58                         |                        |
| 232 Construction of 1st Grade College Building at Yellapur                           | Rs.36.00 lakh<br>No. 361/ dated<br>12.08.2003      | December 2003               | December 2004                    | -                                   | 36.00                        |                        |
| 233 Improvements to Vajjgar Cross Kodnamane Karakahalli Road in Siddapura Taluka     | Rs.1,00.00 lakh<br>No. 76/ dated<br>18.03.2005     | September 2005              | September 2006                   | -                                   | 51.11                        |                        |
| 234 Improvements to Shingargaon Kundalgaon Road Km. 0 to 6.50 in Joida Taluka        | Rs.60.00 lakh<br>No. 76/ dated<br>21.03.2005       | September 2005              | June 2006                        | -                                   | 59.90                        |                        |
| 235 Improvements to Sunksali Kundalgaon road in Ankola Taluika                       | Rs.40.00 lakh<br>No. 1530/ dated<br>02.12.2005     | March 2006                  | July 2006                        | -                                   | 30.59                        |                        |
| 236 Improvements to Chandewadi Castle Rock Road in Joida Taluka                      | Rs.78.00 lakh<br>No. 1530/ dated<br>02.12.205      | May 2006                    | February 2007                    | -                                   | 27.54                        |                        |
| 237 Improvements to Anegundi Yana Road in Kumta Taluka                               | Rs.1,50.00 lakh<br>No. 1530/ dated<br>02.12.2005   | June 2006                   | February 2007                    | -                                   | 58.56                        |                        |
| 238 Improvements to Kakkalli Doranagiri Road in Sirsi Taluka                         | Rs.75.00 lakh<br>No. 1530/ dated<br>02.12.205      | April 2006                  | January 2007                     | -                                   | 45.46                        |                        |

**APPENDIX III**

**STATEMENT OF COMMITMENTS - LIST OF INCOMPLETE CAPITAL WORKS – contd.**

| <i>Name of the Project/Work</i>                                                                                                                             | <i>Cost of Work / Sanction Order Number</i>    | <i>Date of Commencement</i> | <i>Target Date of Completion</i> | <i>Revised Cost (if any)</i> | <i>Expenditure upto Date</i> | <i>Remarks</i> |
|-------------------------------------------------------------------------------------------------------------------------------------------------------------|------------------------------------------------|-----------------------------|----------------------------------|------------------------------|------------------------------|----------------|
| (1)                                                                                                                                                         | (2)                                            | (3)                         | (4)                              | (5)                          | (6)                          | (7)            |
| <i>(Figures in lakhs of rupees)</i>                                                                                                                         |                                                |                             |                                  |                              |                              |                |
| 239 Improvements to Kelaginakeri Kammani Road in Sirsi Taluka                                                                                               | Rs.35.00 lakh<br>No. 1530/ dated<br>02.12.205  | September<br>2006           | January<br>2007                  | -                            | 12.00                        |                |
| 240 Construction of Bridge on Kaniyampalli Mainal Road at Km. 3.95 in Haliyal Taluka                                                                        | Rs.80.00 lakh<br>No. 1688/ dated<br>08.02.2005 | October<br>2005             | October<br>2006                  |                              | 36.56                        |                |
| 241 Conversion of existing road to four lane road from outer ring road ch.11.20 to Km. 13.20 Bangalore- Anekal-Bannerghatta Road                            | Rs.2,65.00 lakh<br>No. 241/<br>2004-05         | May 2005                    | February<br>2006                 | -                            | 3,32.16                      |                |
| 242 Conversion of existing road to four lane road with central median Bangalore-Dommasandra Road from outer ring road to railway crossing ch.12.58 to 15.56 | Rs.5,85.00 lakh<br>No. 59/2003-04              | February<br>2004            | July 2004                        | -                            | 5,08.29                      |                |
| 243 Improvements to Hoskote - Kadagodi - Anekal Road Varthur to Sarjapura (SH-35.50 Kms.) (Anekal Taluk)                                                    | Rs.18,20.00 lakh<br>No. 264/<br>2005-06        | October<br>2005             | April 2006                       | -                            | 22,43.53                     |                |
| 244 Improvements to road from Chandapura Dommasandra Road to join HKA Road (Anekal Taluk)                                                                   | Rs.8,30.00 lakh<br>No. 266/<br>2005-06         | October<br>2005             | April 2006                       | -                            | 9,09.36                      |                |
| 245 Improvements to road from Anekal to Meenakshi Temple via Bannerghatta (Bangalore Anekal Bannerghatta) SH No. 86A (Anekal Taluk)                         | Rs.14,50.00 lakh<br>No. 265/<br>2005-06        | October<br>2005             | February<br>2006                 | -                            | 17,39.20                     |                |

**APPENDIX III**

**STATEMENT OF COMMITMENTS - LIST OF INCOMPLETE CAPITAL WORKS - contd.**

| <i>Name of the Project/Work</i>                                                                                                                            | <i>Cost of Work / Sanction Order Number</i>             | <i>Date of Commencement</i> | <i>Target Date of Completion</i> | <i>Revised Cost (if any)</i>        | <i>Expenditure upto Date</i> | <i>Remarks</i>         |
|------------------------------------------------------------------------------------------------------------------------------------------------------------|---------------------------------------------------------|-----------------------------|----------------------------------|-------------------------------------|------------------------------|------------------------|
| (1)                                                                                                                                                        | (2)                                                     | (3)                         | (4)                              | (5)                                 | (6)                          | (7)                    |
|                                                                                                                                                            |                                                         |                             |                                  | <i>(Figures in lakhs of rupees)</i> |                              |                        |
| 246 Construction of Civil Judge Court Building at Sorab                                                                                                    | Rs.2,89.00 Lakh<br>CER No. 443/2002 03 dated 30.01.2003 | November 2003               | May 2005                         | -                                   | 2,18.42                      | Work is under progress |
| 247 Construction of Govt. Medical college at Shimoga                                                                                                       | Rs.20,00.00 lakh<br>CER No. 388/04 05                   | August 2005                 | February 2007                    | -                                   | 18,17.94                     | Work is under progress |
| 248 Improvements to Narragund to Surkod Road Km. 0 to 6.30 in Naigund Taluk                                                                                | Rs.1,05.63 lakh                                         | June 2006                   | March 2007                       | -                                   | 79.89                        | Work is under progress |
| 249 Improvements to Mundargi-Harogeri Road via Shirol Basapur Km. 0 to 21 in Mundargi Taluk                                                                | Rs.1,13.50 lakh                                         | March 2006                  | March 2007                       | -                                   | 32.06                        | Work is under progress |
| 250 Improvements and asphaltting to Doddaballapura Taluk "A" Cross Road Km. 0 to 1.60                                                                      | Rs.20.00 lakh                                           | February 2006               | September 2006                   | 22.46                               | 11.49                        |                        |
| 251 Improvements and asphaltting to Kanakapura Sangama Road at Maralabekuppe Village Limits                                                                | Rs.20.00 lakh                                           | November 2006               | March 2007                       | 21.29                               | 18.49                        |                        |
| 252 Improvements and asphaltting to Ramanagara Taluk Kolleganahalli Bidadi Hejjala Road Ch.10 to Km. 16                                                    | Rs.40.00 lakh                                           | December 2005               | August 2006                      | 41.96                               | 40.65                        |                        |
| 253 Improvements and asphaltting to Devanahalli Taluk NH 207 to Kara via Mayasandra Misagahalli Tyalager Karahalli Road Ch.7 to Km. 10 in selected reaches | Rs.10.00 lakh                                           | December 2005               | February 2006                    | 10.89                               | 4.89                         |                        |

**APPENDIX III**

**STATEMENT OF COMMITMENTS - LIST OF INCOMPLETE CAPITAL WORKS – conclud.**

| <i>Name of the Project/Work</i>                                                                             | <i>Cost of Work / Sanction Order Number</i> | <i>Date of Commencement</i> | <i>Target Date of Completion</i> | <i>Revised Cost (if any)</i>        | <i>Expenditure upto Date</i> | <i>Remarks</i>         |
|-------------------------------------------------------------------------------------------------------------|---------------------------------------------|-----------------------------|----------------------------------|-------------------------------------|------------------------------|------------------------|
| (1)                                                                                                         | (2)                                         | (3)                         | (4)                              | (5)                                 | (6)                          | (7)                    |
|                                                                                                             |                                             |                             |                                  | <i>(Figures in lakhs of rupees)</i> |                              |                        |
| 254 Improvements and asphaltting to Hosakote Devanahalli road Ch.13 to 15 in selected reaches near Budigere | Rs.15.00 lakh                               | September 2006              | December 2006                    | 16.00                               | 3.52                         |                        |
| 255 Construction of VIP Rooms IB at Vijayapura in Devanahalli Taluk                                         | Rs.10.00 lakh                               | April 2006                  | January 2007                     | 8.35                                | 8.07                         |                        |
| 256 Construction of 1st Grade College at Kudur Magadi Taluk, Rooms and Compound Wall                        | Rs.24.00 lakh                               | June 2005                   | January 2006                     | 25.08                               | 30.22                        |                        |
| 257 Construction of 1st Grade College rooms and compound wall at Magadi.                                    | Rs.21.00 lakh                               | January 2006                | May 2006                         | 23.38                               | 14.10                        |                        |
| 258 Construction of Common Computerised Check Post at Attibele in Anekal Taluk                              | Rs.31,95.00 lakh                            | August 2005                 | May 2006                         | 37,32.00                            | 21,15.59                     |                        |
| 259 Construction of Check Post Buildings on Old Madras Road at Hoskote Taluk (Inward)                       | Rs.1,30.00 lakh                             | August 2005                 | August 2006                      | 1,09.00                             | 1,45.21                      |                        |
| 260 Construction of Check Post Buildings on Old Madras Road near Nimbaikaipura at Hoskote Taluk (Outward)   | Rs.1,35.00 lakh                             | October 2005                | February 2006                    | 1,47.17                             | 2,03.10                      |                        |
| 261 Construction of Government Medical College and Hostel Buildings at Bidar                                | Rs.20,00.00 lakh                            | July 2005                   | January 2007                     |                                     | 15,15.66                     | Work is under progress |

~~~~~

**APPENDIX IV**  
**EXPENDITURE ON SALARIES\*, ORGANISED BY MAJOR HEADS, DURING THE YEAR 2006-07**  
*(Figures in italics represent Charged Expenditure)*

<i>Head</i>	<i>Actuals for 2006-07</i>		<i>Total</i>
	<i>Non-Plan</i>	<i>Plan</i>	
(1)	(2)	(3)	(4)
<b>EXPENDITURE HEADS (REVENUE ACCOUNT)</b>			
<b>A General Services</b>			
<b>(a) Organs of State</b>			
2011	Parliament/State/Union Territory Legislatures	14,52,39	14,52,39
2012	President, Vice-President/Governor, Administrator of Union Territories	1,63,39	1,63,39
2013	Council of Ministers	97,79	97,79
2014	Administration of Justice	1,42,00,06 20,79,14	1,62,79,20
2015	Elections	9,88,37	9,88,37
<b>Total (a) Organs of State</b>		<b>1,67,38,61</b> <b>22,42,53</b>	<b>1,89,81,14</b>
<b>(b) Fiscal Services</b>			
<b>(i) Collection of Taxes on Income and Expenditure</b>			
2020	Collection of Taxes on Income and Expenditure	2,76,24	2,76,24
<b>Total (b) (i) Collection of Taxes on Income and Expenditure</b>		<b>2,76,24</b>	<b>2,76,24</b>
<b>(ii) Collection of Taxes on Property and Capital Transactions</b>			
2029	Land Revenue	84,53,83	84,53,83
2030	Stamps and Registration	13,32,93	13,32,93
<b>Total (b) (ii) Collection of Taxes on Property and Capital Transactions</b>		<b>97,86,76</b>	<b>97,86,76</b>

(\*) The figures represent expenditure booked in the accounts under the object heads '002 Pay -Officers', '003 Pay - Staff', '004 - Interim Relief', '011 - Dearness Allowance' and '014 - Other Allowance'.

**APPENDIX IV**  
**EXPENDITURE ON SALARIES\*, ORGANISED BY MAJOR HEADS, DURING THE YEAR 2006-07 - contd.**  
*(Figures in italics represent Charged Expenditure)*

		<i>Actuals for 2006-07</i>		
<i>Head</i>	<i>Non-Plan</i>	<i>Plan</i>	<i>Total</i>	
(1)	(2)	(3)	(4)	
<i>In thousands of rupees</i>				
<b>EXPENDITURE HEADS (REVENUE ACCOUNT) - contd.</b>				
<b>A General Services - contd.</b>				
<b>(b) Fiscal Services – conclud.</b>				
<b>(iii) Collection of Taxes on Commodities and Services</b>				
2039	State Excise	33,90,64	33,90,64	
2040	Taxes on Sales, Trade etc.	75,97,03	75,97,03	
2041	Taxes on Vehicles	25,84,44	2,08	25,86,52
2045	Other Taxes and Duties on Commodities and Services	3,15,99	3,15,99	
<b>Total (b) (iii) Collection of Taxes on Commodities and Services</b>		<b>1,38,88,10</b>	<b>2,08</b>	<b>1,38,90,18</b>
<b>(iv) Other Fiscal Services</b>				
2047	Other Fiscal Services	3,17,33	3,17,33	
<b>Total (b) (iv) Other Fiscal Services</b>		<b>3,17,33</b>	<b>3,17,33</b>	
<b>Total (b) Fiscal Services</b>		<b>2,42,68,43</b>	<b>2,08</b>	<b>2,42,70,51</b>
<b>(d) Administrative Services</b>				
2051	Public Service Commission	3,04,82	3,04,82	
2052	Secretariat - General Services	32,07,98	32,07,98	
2053	District Administration	1,36,49,65	1,36,49,65	
2054	Treasury and Accounts Administration	34,81,00	19,58	35,00,58
2055	Police	8,34,95,17	8,34,95,17	
2056	Jails	17,44,82	17,44,82	
2058	Stationery and Printing	15,56,64	21,26	15,77,90
2059	Public Works	94,60,08	94,60,08	

(\*) The figures represent expenditure booked in the accounts under the object heads '002 Pay -Officers', '003 Pay - Staff', '004 - Interim Relief', '011 - Dearness Allowance' and '014 - Other Allowance'.



**APPENDIX IV**  
**EXPENDITURE ON SALARIES\*, ORGANISED BY MAJOR HEADS, DURING THE YEAR 2006-07 - contd.**  
*(Figures in italics represent Charged Expenditure)*

<i>Head</i>	<i>Actuals for 2006-07</i>		
	<i>Non-Plan</i>	<i>Plan</i>	<i>Total</i>
(1)	(2)	(3)	(4)
<i>In thousands of rupees</i>			
<b>EXPENDITURE HEADS (REVENUE ACCOUNT) - contd.</b>			
<b>A General Services - conclud.</b>			
<i>(d) Administrative Services - conclud.</i>			
2070 Other Administrative Services	40,70,54 6,86,79	28,08	47,85,41
<b>Total (d) Administrative Services</b>	<b>12,06,65,88</b> <b>9,91,61</b>	<b>68,92</b>	<b>12,17,26,41</b>
<b>Total A. General Services</b>	<b>16,16,72,92</b> <b>32,34,14</b>	<b>71,00</b>	<b>16,49,78,06</b>
<b>B Social Services</b>			
<i>(a) Education, Sports, Art and Culture</i>			
2202 General Education	2,55,49,25	24,64,58	2,80,13,83
2203 Technical Education	41,12,42	3,60,72	44,73,14
2204 Sports and Youth Services	8,69,04	10,47	8,79,51
2205 Art and Culture	18,00,63	1,91,01	19,91,64
<b>Total (a) Education, Sports, Art and Culture</b>	<b>3,23,31,34</b>	<b>30,26,78</b>	<b>3,53,58,12</b>
<i>(b) Health and Family Welfare</i>			
2210 Medical and Public Health	2,11,99,00	31,14,62	2,43,13,62
2211 Family Welfare	2,51,09	11,42,24	13,93,33
<b>Total (b) Health and Family Welfare</b>	<b>2,14,50,09</b>	<b>42,56,86</b>	<b>2,57,06,95</b>
<i>(c) Water Supply, Sanitation, Housing and Urban Development</i>			
2215 Water Supply and Sanitation	4,68,12	52,94	5,21,06
2217 Urban Development	9,26,50	6,62	9,33,12
<b>Total (c) Water Supply, Sanitation, Housing and Urban Development</b>	<b>13,94,62</b>	<b>59,56</b>	<b>14,54,18</b>

(\*) The figures represent expenditure booked in the accounts under the object heads '002 Pay - Officers', '003 Pay - Staff', '004 - Interim Relief', '011 - Dearness Allowance' and '014 - Other Allowance'.

**APPENDIX IV**  
**EXPENDITURE ON SALARIES\*, ORGANISED BY MAJOR HEADS, DURING THE YEAR 2006-07 - contd.**  
*(Figures in italics represent Charged Expenditure)*

	<i>Head</i>	<i>Actuals for 2006-07</i>		<i>Total</i>
		<i>Non-Plan</i>	<i>Plan</i>	
		<i>(In thousands of rupees)</i>		
	(1)	(2)	(3)	(4)
<b>EXPENDITURE HEADS (REVENUE ACCOUNT) - contd.</b>				
<b>B Social Services - conclud.</b>				
<b>(d) Information and Broadcasting</b>				
2220	Information and Publicity	5,20,02	63,94	5,83,96
<b>Total (d) Information and Broadcasting</b>		<b>5,20,02</b>	<b>63,94</b>	<b>5,83,96</b>
<b>(e) Welfare of Scheduled Castes, Scheduled Tribes and Other Backward Classes</b>				
2225	Welfare of Scheduled Castes, Scheduled Tribes and Other Backward Classes	5,89,59	1,80,73	7,70,32
<b>Total (e) Welfare of Scheduled Castes, Scheduled Tribes and Other Backward Classes</b>		<b>5,89,59</b>	<b>1,80,73</b>	<b>7,70,32</b>
<b>(f) Labour and Labour Welfare</b>				
2230	Labour and Employment	38,45,29	6,28,37	44,73,66
<b>Total (f) Labour and Labour Welfare</b>		<b>38,45,29</b>	<b>6,28,37</b>	<b>44,73,66</b>
<b>(g) Social Welfare and Nutrition</b>				
2235	Social Security and Welfare	25,82,82	2,23,65	28,06,47
<b>Total (g) Social Welfare and Nutrition</b>		<b>25,82,82</b>	<b>2,23,65</b>	<b>28,06,47</b>
<b>(h) Others</b>				
2250	Other Social Services	1,75,91		1,75,91
2251	Secretariat - Social Services	8,84,71		8,84,71
<b>Total (h) Others</b>		<b>10,60,62</b>		<b>10,60,62</b>
<b>Total B. Social Services</b>		<b>6,37,74,39</b>	<b>84,39,89</b>	<b>7,22,14,28</b>

(\*) The figures represent expenditure booked in the accounts under the object heads '002 Pay -Officers', '003 Pay - Staff', '004 - Interim Relief', '011 - Dearness Allowance' and '014 - Other Allowance'.

APPENDIX IV  
EXPENDITURE ON SALARIES\*, ORGANISED BY MAJOR HEADS, DURING THE YEAR 2006-07 - contd.  
(Figures in italics represent Charged Expenditure)

Head	Actuals for 2006-07			Total
	(1)	Non-Plan (2)	Plan (3)	
EXPENDITURE HEADS (REVENUE ACCOUNT) - contd.				
C Economic Services				
<i>(a) Agriculture and Allied Activities</i>				
2401	Crop Husbandry	36,48,42	3,93,08	40,41,50
2402	Soil and Water Conservation	6,23,76	2,25,35	8,49,11
2403	Animal Husbandry	8,70,93	95,27	9,66,20
2405	Fisheries	3,63,68	22,54	3,86,22
2406	Forestry and Wild Life	95,29,18		95,29,18
2408	Food, Storage and Warehousing	17,31,92		17,31,92
2425	Co-operation	35,72,31	28,32	36,00,63
<i>Total (a) Agriculture and Allied Activities</i>		<i>2,03,40,20</i>	<i>7,64,56</i>	<i>2,11,04,76</i>
<i>(b) Rural Development</i>				
2501	Special Programmes for Rural Development		8,31	8,31
2506	Land Reforms	1,08,07	3,58	1,11,65
2515	Other Rural Development Programmes	3,24,86	35,21	3,60,07
<i>Total (b) Rural Development</i>		<i>4,32,93</i>	<i>47,10</i>	<i>4,80,03</i>
<i>(c) Special Areas Programmes</i>				
2551	Hill Areas		16,13	16,13
<i>Total (c) Special Areas Programmes</i>			<i>16,13</i>	<i>16,13</i>

(\* The figures represent expenditure booked in the accounts under the object heads '002 Pay -Officers', '003 Pay - Staff', '004 - Interim Relief', '011 - Dearness Allowance' and '014 - Other Allowance'.

**APPENDIX IV**  
**EXPENDITURE ON SALARIES\*, ORGANISED BY MAJOR HEADS, DURING THE YEAR 2006-07 - contd.**  
*(Figures in italics represent Charged Expenditure)*

		<i>Actuals for 2006-07</i>		
<i>Head</i>		<i>Non-Plan</i>	<i>Plan</i>	<i>Total</i>
(1)		(2)	(3)	(4)
<i>(In thousands of rupees)</i>				
<b>EXPENDITURE HEADS (REVENUE ACCOUNT) - contd.</b>				
<b>C Economic Services – contd.</b>				
<b>(d) Irrigation and Flood Control</b>				
2701	Major and Medium Irrigation	30,64,56	1,18,75	31,83,31
2702	Minor Irrigation	24,61,97	17,02,61	41,64,58
2705	Command Area Development		4,84	4,84
<b>Total (d) Irrigation and Flood Control</b>		<b>55,26,53</b>	<b>18,26,20</b>	<b>73,52,73</b>
<b>(e) Energy</b>				
2810	Non-Conventional Sources of Energy		12,95	12,95
<b>Total (e) Energy</b>			<b>12,95</b>	<b>12,95</b>
<b>(f) Industry and Minerals</b>				
2851	Village and Small Industries	48,51,98	1,68,76	50,20,74
2852	Industries	3,36,06		3,36,06
2853	Non-Ferrous Mining and Metallurgical Industries	4,68,54	55,20	5,23,74
<b>Total (f) Industry and Minerals</b>		<b>56,56,58</b>	<b>2,23,96</b>	<b>58,80,54</b>
<b>(g) Transport</b>				
3051	Ports and Light Houses	2,24,61		2,24,61
3053	Civil Aviation	36,68		36,68
3054	Roads and Bridges	15,35,05		15,35,05
3056	Inland Water Transport	1,24,40		1,24,40
<b>Total (g) Transport</b>		<b>19,20,74</b>		<b>19,20,74</b>

(\*) The figures represent expenditure booked in the accounts under the object heads '002 Pay -Officers', '003 Pay - Staff', '004 - Interim Relief', '011 - Dearness Allowance' and '014 - Other Allowance'.

**APPENDIX IV**  
**EXPENDITURE ON SALARIES\*, ORGANISED BY MAJOR HEADS, DURING THE YEAR 2006-07 - contd.**  
*(Figures in italics represent Charged Expenditure)*

		<i>Actuals for 2006-07</i>		
<i>Head</i>	<i>Non-Plan</i>	<i>Plan</i>	<i>Total</i>	
(1)	(2)	(3)	(4)	
<i>(In thousands of rupees)</i>				
<b>EXPENDITURE HEADS (REVENUE ACCOUNT) - conclud.</b>				
<b>C Economic Services - conclud.</b>				
<b>(i) Science Technology and Environment</b>				
3435	Ecology and Environment		29,59	29,59
<b>Total (i) Science Technology and Environment</b>			<b>29,59</b>	<b>29,59</b>
<b>(j) General Economic Services</b>				
3451	Secretariat - Economic Services	16,09,41		16,09,41
3452	Tourism	1,16,22	38,56	1,54,78
3454	Census Surveys and Statistics	9,48,08	3,10,81	12,58,89
3456	Civil Supplies	2,57,67	1,50,61	4,08,28
3475	Other General Economic Services	34,76,59		34,76,59
<b>Total (j) General Economic Services</b>		<b>64,07,97</b>	<b>4,99,98</b>	<b>69,07,95</b>
<b>Total C. Economic Services</b>		<b>4,02,84,95</b>	<b>34,20,47</b>	<b>4,37,05,42</b>
<b>D Grants-In-Aid and Contributions</b>				
3604	Compensation and Assignments to Local Bodies and Panchayati Raj Institutions	1,61,73		1,61,73
<b>Total D. Grants-In-Aid and Contributions</b>		<b>1,61,73</b>		<b>1,61,73</b>
<b>TOTAL REVENUE ACCOUNT</b>		<b>26,58,93,99</b>	<b>1,19,31,36</b>	<b>28,10,59,49</b>
		<b>32,34,14</b>		

(\*) The figures represent expenditure booked in the accounts under the object heads '002 Pay -Officers', '003 Pay - Staff', '004 - Interim Relief', '011 - Dearness Allowance' and '014 - Other Allowance'.

**APPENDIX IV**  
**EXPENDITURE ON SALARIES\*, ORGANISED BY MAJOR HEADS, DURING THE YEAR 2006-07 - conclud.**  
*(Figures in italics represent Charged Expenditure)*

	<i>Head</i>	<i>Actuals for 2006-07</i>		
		<i>Non-Plan</i>	<i>Plan</i>	<i>Total</i>
		<i>(In thousands of rupees)</i>		
	<i>(1)</i>	<i>(2)</i>	<i>(3)</i>	<i>(4)</i>
<b>EXPENDITURE HEADS (CAPITAL ACCOUNT)</b>				
<b>C Capital Account of Economic Services</b>				
<i>(d) Capital Account of Irrigation and Flood Control</i>				
4701	Capital Outlay on Major and Medium Irrigation	1,70,22	12,20,30	13,90,52
4711	Capital Outlay on Flood Control Projects		53,06	53,06
	<b>Total (d)</b>	<b>1,70,22</b>	<b>12,73,36</b>	<b>14,43,58</b>
	<b>Total C. Capital Account of Economic Services</b>	<b>1,70,22</b>	<b>12,73,36</b>	<b>14,43,58</b>
	<b>TOTAL CAPITAL ACCOUNT</b>	<b>1,70,22</b>	<b>12,73,36</b>	<b>14,43,58</b>
	<b>TOTAL EXPENDITURE</b>	<b>26,60,64,21</b>	<b>1,32,04,72</b>	<b>28,25,03,07</b>
		<b>32,34,14</b>		

(\*) The figures represent expenditure booked in the accounts under the object heads '002 Pay -Officers', '003 Pay - Staff', '004 - Interim Relief', '011 - Dearness Allowance' and '014 - Other Allowance'.

**APPENDIX V**  
**EXPENDITURE ON SUBSIDIES\* DISBURSED DURING THE YEAR 2006-07**  
*(Figures in italics represent Charged Expenditure)*

<i>Head</i>	<i>Actuals for 2006-07</i>			<i>Total</i>
	<i>Non-Plan</i>	<i>Plan</i>		
	<i>(In thousands of rupees)</i>			
(1)	(2)	(3)	(4)	
<b>EXPENDITURE HEADS (REVENUE ACCOUNT)</b>				
<b>A General Services</b>				
<i>(b) Fiscal Services</i>				
<i>(iii) Collection of Taxes on Commodities and Services</i>				
2041				
00				
800				
0-01	Fixing of LPG kits to Autorikshaws	2,06,00		2,06,00
<b>Total 2041 / Total (b) (iii) Collection of Taxes on Commodities and Services</b>		<b>2,06,00</b>		<b>2,06,00</b>
<b>Total (b) Fiscal Services</b>		<b>2,06,00</b>		<b>2,06,00</b>
<i>(d) Administrative Services</i>				
2055	Police			
00				
113	Welfare of Police Personnel			
0-01	Hospital and Police Dispensaries	10,01,42		10,01,42
<b>Total 2055 / Total (d) Administrative Services</b>		<b>10,01,42</b>		<b>10,01,42</b>
<b>Total A. General Services</b>		<b>12,07,42</b>		<b>12,07,42</b>
<b>B Social Services</b>				
<i>(a) Education, Sports, Art and Culture</i>				
2202	General Education			
02	Secondary Education			
800	Other expenditure			
1	Other Schemes			
05	Financial Assistance and Re-imburement of Fees and Vidya Vikasa		2,65,49	2,65,49
<b>Total 2202 / Total (a) Education, Sports, Art and Culture</b>			<b>2,65,49</b>	<b>2,65,49</b>
<i>(c) Water Supply, Sanitation, Housing and Urban Development</i>				
2216	Housing			
80	General			
103	Assistance to Housing Boards, Corporations etc.			
0-01	Subsidy to HDFC on House Building Loans to Government Servants		1,41,38	1,41,38
<b>Total 2216</b>			<b>1,41,38</b>	<b>1,41,38</b>

(\*) The figures represent expenditure booked in the accounts under the object head '106 - Subsidies'.

**APPENDIX V**  
**EXPENDITURE ON SUBSIDIES\* DISBURSED DURING THE YEAR 2006-07 - contd.**  
*(Figures in italics represent Charged Expenditure)*

	<i>Head</i>	<i>Actuals for 2006-07</i>		<i>Total</i>
		<i>Non-Plan</i>	<i>Plan</i>	
		<i>(In thousands of rupees)</i>		
	(1)	(2)	(3)	(4)
<b>EXPENDITURE HEADS (REVENUE ACCOUNT) - contd.</b>				
<b>B Social Services - contd.</b>				
<b>(c) Water Supply, Sanitation, Housing and Urban Development - conclud.</b>				
2217	Urban Development			
04	Slum Area Improvement			
191	Assistance to Local Bodies, Corporations, Urban development Authorities, Town Improvement Board etc.			
2	Slum Clearance Board			
02	Improvement of Slums		2,65,38	2,65,38
03	Integrated Housing and Slum Development Programme (IHSDP)		10,00,00	10,00,00
	<b>Total 2217</b>		<b>12,65,38</b>	<b>12,65,38</b>
	<b>Total (c) Water Supply, Sanitation, Housing and Urban Development</b>		<b>14,06,76</b>	<b>14,06,76</b>
<b>(d) Information and Broadcasting</b>				
2220	Information and Publicity			
01	Films			
105	Production of Films			
0-01	Films	3,39,91		3,39,91
	<b>Total 2220 / Total (d) Information and Broadcasting</b>	<b>3,39,91</b>		<b>3,39,91</b>
<b>(e) Welfare of Scheduled Castes, Scheduled Tribes and Other Backward Classes</b>				
2225	Welfare of Scheduled Castes, Scheduled Tribes and Other Backward Classes			
03	Welfare of Backward Classes			
800	Other expenditure			
0-04	Community Irrigation/ Individual Irrigation Scheme (Minorities)		4,00,00	4,00,00
0-05	Karnataka Backward Classes Development Corporation		4,00,00	4,00,00
	<b>Total 2225 / Total (e) Welfare of Scheduled Castes, Scheduled Tribes and Other Backward Classes</b>		<b>8,00,00</b>	<b>8,00,00</b>

(\*) The figures represent expenditure booked in the accounts under the object head '106 - Subsidies'.



**APPENDIX V**  
**EXPENDITURE ON SUBSIDIES\* DISBURSED DURING THE YEAR 2006-07 - contd.**  
*(Figures in italics represent Charged Expenditure)*

<i>Head</i>	<i>Non-Plan</i>	<i>Actuals for 2006-07</i>	
		<i>Plan</i>	<i>Total</i>
(1)	(2)	<i>(In thousands of rupees)</i>	
(1)	(2)	(3)	(4)
<b>EXPENDITURE HEADS (REVENUE ACCOUNT) - contd.</b>			
<b>B Social Services - conclud.</b>			
<i>(f) Labour and Employment</i>			
2230			
Labour and Employment			
01 Labour			
111 Social Security for Labour			
0-04			
Ex-gratia for Accident Victims		2,42,80	2,42,80
<b>Total 2230 / Total (f) Labour and Employment</b>		<b>2,42,80</b>	<b>2,42,80</b>
<i>(g) Social Welfare and Nutrition</i>			
2235			
Social Security and Welfare			
02 Social Welfare			
104 Welfare of Aged, Infirm and Destitutes			
2 Probation and Aftercare Services Department			
02			
Distribution of Sarees, Dhotis, etc. to Weaker Sections		2,00,00	2,00,00
<b>Total 2235 / Total (g) Social Welfare and Nutrition</b>		<b>2,00,00</b>	<b>2,00,00</b>
<b>Total B. Social Services</b>		<b>3,39,91</b>	<b>29,15,05</b>
<b>C Economic Services</b>			
<i>(a) Agriculture and Allied Activities</i>			
2401			
Crop Husbandry			
00			
107 Plant Protection			
0-03			
Insecticide Control Laboratory Bangalore		2,79,15	2,79,15
108			
Commercial Crops			
1 Agriculture Department			
13			
Mini Mission II under Technology Mission on Cotton		4,44	4,44
112			
Development of Pulses			
0-01			
Centrally Sponsored Scheme of National Pulses Development Project (75 percent Government of India and 25 percent State Government)		1,55,46	1,55,46

(\*) The figures represent expenditure booked in the accounts under the object head '106 - Subsidies'.

**APPENDIX V**  
**EXPENDITURE ON SUBSIDIES\* DISBURSED DURING THE YEAR 2006-07 - contd.**  
*(Figures in italics represent Charged Expenditure)*

<i>Head</i>	<i>Actuals for 2006-07</i>		<i>Total</i>
	<i>Non-Plan</i>	<i>Plan</i>	
(1)	(2)	(3)	(4)
<b>EXPENDITURE HEADS (REVENUE ACCOUNT) - contd.</b>			
<b>C Economic Services</b>			
<i>(a) Agriculture and Allied Activities - contd.</i>			
2401			
00			
114			
0-01			
		3,43,65	3,43,65
800			
1			
43		7,52,11	7,52,11
44		31,28,85	31,28,85
47	18,33,72		18,33,72
<b>Total 2401</b>	<b>18,33,72</b>	<b>46,63,66</b>	<b>64,97,38</b>
2405			
00			
101			
0-03		1,84	1,84
0-23		4,00	4,00
120			
0-07		4,20	4,20
<b>Total 2405</b>		<b>10,04</b>	<b>10,04</b>
2408			
01			
102			
0-01	7,49,65,60		7,49,65,60
<b>Total 2408</b>	<b>7,49,65,60</b>		<b>7,49,65,60</b>

(\*) The figures represent expenditure booked in the accounts under the object head '106 - Subsidies'.

**APPENDIX V**  
**EXPENDITURE ON SUBSIDIES\* DISBURSED DURING THE YEAR 2006-07 - contd.**  
*(Figures in italics represent Charged Expenditure)*

<i>Head</i>	<i>Actuals for 2006-07</i>			<i>Total</i>
	<i>Non-Plan</i>	<i>Plan</i>		
	<i>(In thousands of rupees)</i>			
(1)	(2)	(3)	(4)	
<b>EXPENDITURE HEADS (REVENUE ACCOUNT) - contd.</b>				
<b>C Economic Services - contd.</b>				
<b>(a) Agriculture and Allied Activities - conclud.</b>				
2425				
00				
107				
2				
35	12,00,00			12,00,00
39	18,75,00			18,75,00
41		64,96,88		64,96,88
42				
	24,50,00			24,50,00
43	2,00,00,00			2,00,00,00
46	5,00,00,00			5,00,00,00
108				
0-52				
	10,00			10,00
0-58				
		24,80		24,80
60				
		26,07		26,07
<b>Total 2425</b>	<b>7,55,35,00</b>	<b>65,47,75</b>		<b>8,20,82,75</b>
<b>Total (a) Agriculture and Allied Activities</b>	<b>15,23,34,32</b>	<b>1,12,21,45</b>		<b>16,35,55,77</b>
<b>(e) Energy</b>				
2801				
80				
101				
1				
04	20,41,99,37			20,41,99,37
10	4,46,00			4,46,00
11	25,00,00			25,00,00
13	2,40,00,00			2,40,00,00
14	58,26,10			58,26,10
800				
1				
02		1,50,00		1,50,00
<b>Total 2801 / Total (e) Energy</b>	<b>23,69,71,47</b>	<b>1,50,00</b>		<b>23,71,21,47</b>

(\*) The figures represent expenditure booked in the accounts under the object head '106 - Subsidies'.

**APPENDIX V**  
**EXPENDITURE ON SUBSIDIES\* DISBURSED DURING THE YEAR 2006-07 - conclud.**  
*(Figures in italics represent Charged Expenditure)*

<i>Head</i>	<i>Actuals for 2006-07</i>			<i>Total</i>
	<i>Non-Plan</i>	<i>Plan</i>		
	<i>(In thousands of rupees)</i>			
(1)	(2)	(3)	(4)	
<b>EXPENDITURE HEADS (REVENUE ACCOUNT) - conclud.</b>				
<b>C Economic Services - conclud.</b>				
<b>(f) Industry and Minerals</b>				
2851	Village and Small Industries			
00				
102	Small Scale Industries			
0-69	Industrial Promotion Service and Support Organisation	30,00,00		30,00,00
	<b>Total 2851</b>	<b>30,00,00</b>		<b>30,00,00</b>
2852	Industries			
08	Consumer Industries			
201	Sugar			
0-01	Directorate of Sugar		1,00,00	1,00,00
0-06	Investment subsidy to SSI units		12,61	12,61
	<b>Total 2852</b>		<b>1,12,61</b>	<b>1,12,61</b>
	<b>Total (f) Industry and Minerals</b>	<b>30,00,00</b>	<b>1,12,61</b>	<b>31,12,61</b>
<b>(g) Transport</b>				
3055	Road Transport			
00				
800	Other expenditure			
0-03	Subsidy Towards Students and Other Concessions Extended by K.S.R.T.C.	36,49,00		36,49,00
0-04	Free Bus Pass Facility to Freedom Fighters	3,02,77		3,02,77
0-06	Bangalore Mahanagara Transport Corporation	1,05,74,00		1,05,74,00
0-07	North West Regional Transport Corporation	95,70,00		95,70,00
0-08	North East Karnataka Regional Transport Corporation	17,03,00		17,03,00
0-09	Free Bus Travel Facility to the Blind	8,86,83		8,86,83
0-10	Free Bus Travel Facility to the Handicapped	5,91,87		5,91,87
	<b>Total 3055</b>	<b>2,72,77,47</b>		<b>2,72,77,47</b>
	<b>Total (g) Transport</b>	<b>2,72,77,47</b>		<b>2,72,77,47</b>
	<b>Total C. Economic Services</b>	<b>41,95,83,26</b>	<b>1,14,84,06</b>	<b>43,10,67,32</b>
	<b>TOTAL REVENUE ACCOUNT</b>	<b>42,11,30,59</b>	<b>1,43,99,11</b>	<b>43,55,29,70</b>

(\*) The figures represent expenditure booked in the accounts under the object head '106 - Subsidies'.

