



COMBINED FINANCE AND REVENUE  
ACCOUNTS  
OF  
UNION AND STATE GOVERNMENTS  
IN  
INDIA  
FOR THE YEAR  
2001 - 2002  
Volume-II



**COMBINED FINANCE AND REVENUE ACCOUNTS OF THE UNION AND STATE  
GOVERNMENTS IN INDIA FOR THE YEAR 2001-02**

**TABLE OF CONTENTS**

<b>Account No.</b>	<b>Particulars</b>	<b>Pages</b>
<b>Volume-II</b>		
7	Account of Receipts from Crop Husbandry for the year ended 31st March, 2002	2-5
7-A	Account of Expenditure on Crop Husbandry for the year ended 31st March, 2002	6-9
7-B	Account of Capital Outlay on Crop Husbandry during and to the end of the year 2001-02.	10-19
7-C	Account of Loans for Crop Husbandry showing the amounts Advanced and Repaid during the year ended 31st March, 2002 and the Balances of such Loans at the commencement and at the end of the year 2001-02.	20-35
8-A	Account of Expenditure on Soil and Water conservation for the year ended 31st March, 2002	36-37
8-B	Account of Capital Outlay on Soil and Water Conservation during and to the end of the year 2001-02.	38-41
8-C	Account of Loan for Soil and Water Conservation showing the amounts Advanced and Repaid during the year ended 31st March, 2002 and the Balances of such Loans at the commencement and at the end of the year 2001-02.	42-45
9	Account of Receipts from Animal Husbandry for the year ended 31st March, 2002	46-49
9-A	Account of Expenditure on Animal Husbandry for the year ended 31st March, 2002	50-53
9-B	Account of Capital Outlay on Animal Husbandry during and to the end of the year 2001-02.	54-61
9-C	Account of Loans for Animal Husbandry showing the amounts Advanced and Repaid during the year ended 31st March, 2002 and the Balances of such Loans at the commencement and at the end of the year 2001-02.	62-69
10	Account of Receipts from Dairy Development for the year ended 31st March, 2002	70-71
10-A	Account of Expenditure on Dairy Development for the year ended 31st March, 2002	72-73
10-B	Account of Capital Outlay on Dairy Development during and to the end of the year 2001-02.	74-79
10-C	Account of Loans for Dairy Development showing the amounts Advanced and Repaid during the year ended 31st March, 2002 and the Balances of such Loans at the commencement and at the end of the year 2001-02.	80-83
11	Account of Receipts from Fisheries for the year ended 31st March, 2002	84-85

11-A	Account of Expenditure on Fisheries for the year ended 31st March, 2002	86-89
11-B	Account of Capital Outlay on Fisheries during and to the end of the year 2001-02.	90-95
11-C	Account of Loans for Fisheries showing the amounts Advanced and Repaid during the year ended 31st March, 2002 and the Balances of such Loans at the commencement and at the end of the year 2001-02.	96-103
12	Account of Receipts from Forestry and Wildlife for the year ended 31st March, 2002.	104-107
12-A	Account of Expenditure on Forestry and Wildlife for the year ended 31st March, 2002	108-111
12-B	Account of Capital Outlay on Forestry and Wildlife during and to the end of the year 2001-02.	112-119
12-C	Account of Loans for Forestry and Wildlife showing the amounts Advanced and Repaid during the year ended 31st March, 2002 and the Balances of such Loans at the commencement and at the end of the year 2001-02.	120-123
13	Account of Receipts from Plantations for the year ended 31st March, 2002	124-125
13-A	Account of Expenditure on Plantations for the year ended 31st March, 2002	126-129
13-B	Account of Capital Outlay on Plantations during and to the end of the year 2001-02.	130-131
13-C	Account of Loans for Plantations showing the amounts Advanced and Repaid during the year ended 31st March, 2002 and the Balances of such Loans at the commencement and at the end of the year 2001-02.	132-133
14	Account of Receipts from Food Storage and Warehousing for the year ended 31st March, 2002	134-135
14-A	Account of Expenditure on Food Storage and Warehousing for the year ended 31st March, 2002	136-139
14-B	Account of Capital Outlay on Food Storage and Warehousing during and to the end of the year 2001-02.	140-149
14-C	Account of Loans for Food Storage and Warehousing showing the amounts Advanced and Repaid during the year ended 31st March, 2002 and the Balances of such Loans at the commencement and at the end of the year 2001-02.	150-157
15	Account of Receipts from Agricultural Research and Education for the year ended 31st March, 2002	158-159
15-A	Account of Expenditure on Agricultural Research and Education for the year ended 31st March, 2002	160-171
15-B	Account of Capital Outlay on Agricultural Research and Education during and to the end of the year 2001-02.	172-177
16-A	Account of Expenditure on Agricultural Financial Institutions for the year ended 31st March, 2002	178
16-B	Account of Investment in Agricultural Financial Institutions during and to the end of the year 2001-02.	179
16-C	Account of Loans for Agricultural Financial Institutions showing	180-181

	the amounts Advanced and Repaid during the year ended 31st March, 2002 and the Balances of such Loans at the commencement and at the end of the year 2001-02.	
17	Account of Receipts from Co-operation for the year ended 31st March, 2002	182-183
17-A	Account of Expenditure on Co-operation for the year ended 31st March, 2002	184-187
17-B	Account of Capital Outlay on Co-operation during and to the end of the year 2001-02.	188-195
17-C	Account of Loans for Co-operation showing the amounts Advanced and Repaid during the year ended 31st March, 2002 and the Balances of such Loans at the commencement and at the end of the year 2001-02.	196-203
18	Account of Receipts from Other Agricultural Programmes for the year ended 31st March, 2002	204-205
18-A	Account of Expenditure on Other Agricultural Programmes for the year ended 31st March, 2002	206-209
18-B	Account of Capital Outlay on Other Agricultural Programmes during and to the end of the year 2001-02.	210-213
18-C	Account of Loans for Other Agricultural Programmes showing the amounts Advanced and Repaid during the year ended 31st March, 2002 and the Balances of such Loans at the commencement and at the end of the year 2001-02.	214-217
19-A	Account of Expenditure on Special Programmes for Rural Development for the year ended 31st March, 2002	218-221
19-C	Account of Loans for Special Programmes for Rural Development showing the amounts Advanced and Repaid during the year ended 31st March, 2002 and the Balances of such Loans at the commencement and at the end of the year 2001-02.	222-223
20-A	Account of Expenditure on Rural Employment for the year ended 31st March, 2002	224-225
20-C	Account of Loans for Other Rural Employment showing the amounts Advanced and Repaid during the year ended 31st March, 2002 and the Balances of such Loans at the commencement and at the end of the year 2001-02.	226-227
21	Account of Receipts from Land Reforms for the year ended 31st March, 2002	228-229
21-A	Account of Expenditure on Land Reforms for the year ended 31st March, 2002	230-231
21-C	Account of Loans for Land Reforms showing the amounts Advanced and Repaid during the year ended 31st March, 2002 and the Balances of such Loans at the commencement and at the end of the year 2001-02.	232-235
22	Account of Receipts from Other Rural Development Programmes for the year ended 31st March, 2002	236-237
22-A	Account of Expenditure on Other Rural Development Programmes for the year ended 31st March, 2002	238-241
22-B	Account of Capital Outlay on Other Rural Development Programmes during and to the end of the year 2001-02.	242-245

22-C	Account of Loans for Other Rural Development Programmes showing the amounts Advanced and Repaid during the year ended 31st March, 2002 and the Balances of such Loans at the commencement and at the end of the year 2001-02.	246-249
23	Account of Receipts from Hill Areas for the year ended 31st March, 2002	250-251
23-A	Account of Expenditure on Hill Areas for the year ended 31st March, 2002	252-259
23-B	Account of Capital Outlay on Hill Areas during and to the end of the year 2001-02.	260-262
23-C	Account of Loans for Hill Areas showing the amounts Advanced and Repaid during the year ended 31st March, 2002 and the Balances of such Loans at the commencement and at the end of the year 2001-02.	263
24	Account of Receipts from North Eastern Areas for the year ended 31st March, 2002	264-265
24-A	Account of Expenditure on North Eastern Areas for the year ended 31st March, 2002	266-267
24-B	Account of Capital Outlay on North Eastern Areas during and to the end of the year 2001-02.	268-270
24-C	Account of Loans for North Eastern Areas showing the amounts Advanced and Repaid during the year ended 31st March, 2002 and the Balances of such Loans at the commencement and at the end of the year 2001-02.	271
25	Account of Receipts from Other Special Areas Programmes for the year ended 31st March, 2002	272-273
25-A	Account of Expenditure on Other Special Areas Programmes for the year ended 31st March, 2002	274-281
25-B	Account of Capital Outlay on Other Special Areas Programmes during and to the end of the year 2001-02.	282-283
25-C	Account of Loans for Other Special Areas Programmes showing the amounts Advanced and Repaid during the year ended 31st March, 2002 and the Balances of such Loans at the commencement and at the end of the year 2001-02.	284-285
26	Account of Receipts from Major and Medium Irrigation for the year ended 31st March, 2002	286-289
26-A	Account of Expenditure on Major and Medium Irrigation for the year ended 31st March, 2002	290-297
26-B	Account of Capital Outlay on Major and Medium Irrigation during and to the end of the year 2001-02.	298-309
26-C	Account of Loans for Major and Medium Irrigation showing the amounts Advanced and Repaid during the year ended 31st March, 2002 and the Balances of such Loans at the commencement and at the end of the year 2001-02.	310-313
27	Account of Receipts from Minor Irrigation for the year ended 31st March, 2002	314-317
27-A	Account of Expenditure on Minor Irrigation for the year ended 31st March, 2002	318-321
27-B	Account of Capital Outlay on Minor Irrigation during and to the	322-327

	end of the year 2001-02.	
27-C	Account of Loans for Minor Irrigation showing the amounts Advanced and Repaid during the year ended 31st March, 2002 and the Balances of such Loans at the commencement and at the end of the year 2001-02.	328-331
28-A	Account of Expenditure on Command Area Development for the year ended 31st March, 2002	332-333
28-B	Account of Capital Outlay on Command Area Development during and to the end of the year 2001-02.	334-335
28-C	Account of Loans for Command Area Development showing the amounts Advanced and Repaid during the year ended 31st March, 2002 and the Balances of such Loans at the commencement and at the end of the year 2001-02.	336-339
29-A	Account of Expenditure on Flood Control and Drainage for the year ended 31st March, 2002	340-343
29-B	Account of Capital Outlay on Flood Control Projects during and to the end of the year 2001-02.	344-351
30	Account of Receipts from Power for the year ended 31st March, 2002	352-355
30-A	Account of Expenditure on Power for the year ended 31st March, 2002	356-363
30-B	Account of Capital Outlay on Power Projects during and to the end of the year 2001-02.	364-373
30-C	Account of Loans for Power Projects showing the amounts Advanced and Repaid during the year ended 31st March, 2002 and the Balances of such Loans at the commencement and at the end of the year 2001-02.	374-381
31	Account of Receipts from Petroleum for the year ended 31st March, 2002	382-383
31-B	Account of Capital Outlay on Petroleum during and to the end of the year 2001-02.	384-385
31-C	Account of Loans for Petroleum showing the amounts Advanced and Repaid during the year ended 31st March, 2002 and the Balances of such Loans at the commencement and at the end of the year 2001-02.	386
32	Account of Receipts from Coal and Lignite for the year ended 31st March, 2002.	387
32-A	Account of Expenditure on Coal and Lignite for the year ended 31st March, 2002	388
32-B	Account of Capital Outlay on Coal and Lignite during and to the end of the year 2001-02.	389
32-C	Account of Loans for Coal and Lignite showing the amounts Advanced and Repaid during the year ended 31st March, 2002 and the Balances of such Loans at the commencement and at the end of the year 2001-02.	390
33	Account of Receipts from Non-Conventional Sources of Energy for the year ended 31st March, 2002	391
33-A	Account of Expenditure on Non-conventional Sources of Energy for the year ended 31st March, 2002	392-395

33-B	Account of Capital Outlay for Non-conventional Sources of Energy during and to the end of the year 2001-02.	396
33-C	Account of Loans for Non-conventional Sources of Energy showing the amounts Advanced and Repaid during the year ended 31st March, 2002 and the Balances of such Loans at the commencement and at the end of the year 2001-02.	397
34	Account of Receipts from Village and Small Industries for the year ended 31st March, 2002	398-399
34-A	Account of Expenditure on Village and Small Industries for the year ended 31st March, 2002	400-403
34-B	Account of Capital Outlay on Village and Small Industries during and to the end of the year 2001-02.	404-413
34-C	Account of Loans for Village and Small Industries showing the amounts Advanced and Repaid during the year ended 31st March, 2002 and the Balances of such Loans at the commencement and at the end of the year 2001-02.	414-425
35	Account of Receipts from Industries for the year ended 31st March, 2002	426-433
35-A	Account of Expenditure on Industries for the year ended 31st March, 2002	434-445
35-B	Account of Capital Outlay on Iron and Steel Industries during and to the end of the year 2001-02.	446-447
35-C	Account of Loans for Iron and Steel Industries showing the amounts Advanced and Repaid during the year ended 31st March, 2002 and the Balances of such Loans at the commencement and at the end of the year 2001-02.	448-451
36	Account of Receipts from Non Ferrous Mining and Metallurgical Industries for the year ended 31st March, 2002	452-453
36-A	Account of Expenditure on Non Ferrous Mining and Metallurgical Industries for the year ended 31st March, 2002	454-457
36-B	Account of Capital Outlay on Non Ferrous Mining and Metallurgical Industries during and to the end of the year 2001-02.	458-463
36-C	Account of Loans for Non Ferrous Mining and Metallurgical Industries showing the amounts Advanced and Repaid during the year ended 31st March, 2002 and the Balances of such Loans at the commencement and at the end of the year 2001-02.	464-471
37-B	Account of Capital Outlay on Cement and Non Metallic Mineral Industries during and to the end of the year 2001-02.	472-473
37-C	Account of Loans for Cement and Non Metallic Mineral Industries showing the amounts Advanced and Repaid during the year ended 31st March, 2002 and the Balances of such Loans at the commencement and at the end of the year 2001-02.	474-477
38-B	Account of Capital Outlay on Fertilizer Industries during and to the end of the year 2001-02.	478-479
38-C	Account of Loans for Fertilizer Industries showing the amounts Advanced and Repaid during the year ended 31st March, 2002 and the Balances of such Loans at the commencement and at the end of the year 2001-02.	480-483
39-B	Account of Capital Outlay on Petro Chemical Industries during and	484-485




	to the end of the year 2001-02.	
39-C	Account of Loans for Petro Chemical Industries showing the amounts Advanced and Repaid during the year ended 31st March, 2002 and the Balances of such Loans at the commencement and at the end of the year 2001-02.	486-489
40-B	Account of Capital Outlay on Chemicals and Pharmaceutical Industries during and to the end of the year 2001-02.	490-491
40-C	Account of Loans for Chemicals and Pharmaceutical Industries showing the amounts Advanced and Repaid during the year ended 31st March, 2002 and the Balances of such Loans at the commencement and at the end of the year 2001-02.	492-495
41-B	Account of Capital Outlay on Engineering Industries during and to the end of the year 2001-02.	496-501
41-C	Account of Loans for Engineering Industries showing the amounts Advanced and Repaid during the year ended 31st March, 2002 and the Balances of such Loans at the commencement and at the end of the year 2001-02.	502-509
42-B	Account of Capital Outlay on Telecommunication and Electronic Industries during and to the end of the year 2001-02.	510-513
42-C	Account of Loans for Telecommunication and Electronics Industries showing the amounts Advanced and Repaid during the year ended 31st March, 2002 and the Balances of such Loans at the commencement and at the end of the year 2001-02.	514-517
43-B	Account of Capital Outlay on Consumer Industries during and to the end of the year 2001-02.	518-531
43-C	Account of Loans for Consumer Industries showing the amounts Advanced and Repaid during the year ended 31st March, 2002 and the Balances of such Loans at the commencement and at the end of the year 2001-02.	532-551
44	Account of Receipts from Other Industries for the year ended 31st March, 2002.	552-555
44-A	Account of Expenditure on Other Industries for the year ended 31st March, 2002	556-559
44-B	Account of Capital Outlay on Other Industries during and to the end of the year 2001-02.	560-562
44-C	Account of Loans for Other Industries showing the amounts Advanced and Repaid during the year ended 31st March, 2002 and the Balances of such Loans at the commencement and at the end of the year 2001-02.	563
45-A	Account of Expenditure on Other Outlays on Industries and Minerals for the year ended 31st March, 2002	564-565
45-B	Account of Capital Outlay on Other Industries and Minerals during and to the end of the year 2001-02.	566-571
45-C	Account of Loans to Other Industries and Minerals showing the amounts Advanced and Repaid during the year ended 31st March, 2002 and the Balances of such Loans at the commencement and at the end of the year 2001-02.	572-577
46	Account of Receipts from Ports and Light Houses for the year ended 31st March, 2002	578-581

46-A	Account of Expenditure on Ports and Light Houses for the year ended 31st March, 2002	582-585
46-B	Account of Capital Outlay on Ports and Light Houses during and to the end of the year 2001-02.	586-589
46-C	Account of Loans for Ports and Light Houses showing the amounts Advanced and Repaid during the year ended 31st March, 2002 and the Balances of such Loans at the commencement and at the end of the year 2001-02.	590-591
47	Account of Receipts from Shipping for the year ended 31st March, 2002	592
47-A	Account of Expenditure on Shipping for the year ended 31st March, 2002	593
47-B	Account of Capital Outlay on Shipping during and to the end of the year 2001-02.	594-595
47-C	Account of Loans for Shipping showing the amounts Advanced and Repaid during the year ended 31st March, 2002 and the Balances of such Loans at the commencement and at the end of the year 2001-02.	596-597
48	Account of Receipts from Civil Aviation for the year ended 31st March, 2002	598-599
48-A	Account of Expenditure on Civil Aviation for the year ended 31st March, 2002	600-603
48-B	Account of Capital Outlay on Civil Aviation during and to the end of the year 2001-02.	604-607
48-C	Account of Loans for Civil Aviation showing the amounts Advanced and Repaid during the year ended 31st March, 2002 and the Balances of such Loans at the commencement and at the end of the year 2001-02.	608-611
49	Account of Receipts from Roads and Bridges for the year ended 31st March, 2002	612-613
49-A	Account of Expenditure on Roads and Bridges for the year ended 31st March, 2002	614-621
49-B	Account of Capital Outlay on Roads and Bridges during and to the end of the year 2001-02.	622-635
50	Account of Receipts from Road Transport for the year ended 31st March, 2002	636-637
50-A	Account of Expenditure on Road Transport for the year ended 31st March, 2002	638-639
50-B	Account of Capital Outlay on Road Transport during and to the end of the year 2001-02.	640-645
50-C	Account of Loans for Road Transport showing the amounts Advanced and Repaid during the year ended 31st March, 2002 and the Balances of such Loans at the commencement and at the end of the year 2001-02.	646-649
51	Account of Receipts from Inland Water Transport for the year ended 31st March, 2002	650-651
51-A	Account of Expenditure on Inland Water Transport for the year ended 31st March, 2002	652-653
51-B	Account of Capital Outlay on Inland Water Transport during and to	654-655

	the end of the year 2001-02.	
51-C	Account of Loans for Inland Water Transport showing the amounts Advanced and Repaid during the year-ended 31st March, 2002 and the Balances of such Loans at the commencement and at the end of the year 2001-02.	656
52	Account of Receipts from Other Transport Services for the year ended 31st March, 2002	657
52-A	Account of Expenditure on Other Transport Services for the year ended 31st March, 2002	658
52-B	Account of Capital Outlay on Other Transport Services during and to the end of the year 2001-02.	659
52-C	Account of Loans for Other Transport Services showing the amounts Advanced and Repaid during the year ended 31st March, 2002 and the Balances of such Loans at the commencement and at the end of the year 2001-02.	660-663
53-A	Account of Expenditure on Satellite System for the year ended 31st March, 2002	664
53-B	Account of Capital Outlay on Satellite System during and to the end of the year 2001-02.	665
54	Account of Receipts from Other Communication Services for the year ended 31st March, 2002	666
54-A	Account of Expenditure on Other Communication Services for the year ended 31st March, 2002	667
54-B	Account of Capital Outlay on Other Communication Services during and to the end of the year 2001-02.	668
54-C	Account of Loans for Other Communication Services showing the amounts Advanced and Repaid during the year ended 31st March, 2002 and the Balances of such Loans at the commencement and at the end of the year 2001-02.	669
55	Account of Receipts from Other Scientific Research for the year ended 31st March, 2002	670-671
55-A	Account of Expenditure on Other Scientific Research for the year ended 31st March, 2002.	672-675
55-B	Account of Capital Outlay on Other Scientific and Environmental Research during and to the end of the year 2001-02.	676
55-C	Account of Loans for Other Scientific research showing the amounts Advanced and Repaid during the year ended 31st March, 2002 and the Balances of such Loans at the commencement and at the end of the year 2001-02.	677
56-A	Account of Expenditure on Ecology and Environment for the year ended 31st March, 2002	678-681
57-A	Account of Expenditure on Secretariat Economic Services for the year ended 31st March, 2002	682-683
58	Account of Receipts from Tourism for the year ended 31st March, 2002	684-685
58-A	Account of Expenditure on Tourism for the year ended 31st March, 2002	686-689
58-B	Account of Capital Outlay on Tourism during and to the end of the year 2001-02.	690-695

58-C	Account of Loans for Tourism showing the amounts Advanced and Repaid during the year ended 31st March, 2002 and the Balances of such Loans at the commencement and at the end of the year 2001-02.	696-699
59-A	Account of Expenditure on Foreign Trade and Export Promotion for the year ended 31st March, 2002	700-701
60-A	Account of Expenditure on Census, Surveys and Statistics for the year ended 31st March, 2002	702-705
61-A	Account of Expenditure on Meteorology for the year ended 31st March, 2002	706
61-B	Account of Capital Outlay on Meteorology during and to the end of the year 2001-02.	707
62	Account of Receipts from Civil Supplies for the year ended 31st March, 2002	708-709
62-A	Account of Expenditure on Civil Supplies for the year ended 31st March, 2002	710-713
63-B	Account of Investment in General Financial and Trading Institutions during and to the end of the year 2001-02.	714-719
63-C	Account of Loans for General Financial and Trading Institutions showing the amounts Advanced and Repaid during the year ended 31st March, 2002 and the Balances of such Loans at the commencement and at the end of the year 2001-02.	720-723
64	Account of Receipts from Other General Economic Services for the year ended 31st March, 2002	724-727
64-A	Account of Expenditure on Other General Economic Services for the year ended 31st March, 2002	728-731
64-B	Account of Capital Outlay on Other General Economic Services during and to the end of the year 2001-02.	732-735
64-C	Account of Loans for Other General Economic Services showing the amounts Advanced and Repaid during the year ended 31st March, 2002 and the Balances of such Loans at the commencement and at the end of the year 2001-02.	736-743



## No. 7 - 0401 ACCOUNT OF RECEIPTS from CROP HUSBANDRY for the year ended 31st March, 2002

(In thousands of rupees)

	Union Government	U.T.Govt. Pondicherry	STATE GOVERNMENTS							Item No	
			Andhra Pradesh	Arunachal Pradesh	Assam	Bihar	Chhattisgarh	NCT Delhi	Goa		
103-Seeds	91	887	229				483	852	499	179	1
104-Receipts from Agricultural Farms	839	552	27				90	2363		2912	2
105-Sale of manures and fertilisers	2281						32	11	1049	26	3
107-Receipts from Plant Protection Services	622202		4273		6	250	32	394		59	4
108-Receipts from Commercial crops	1643		121				70		693		5
109-Receipt from Seri Culture & Tusser											6
110-Grants from I.C.A.R.										1	7
119-Receipts from Horticulture and Vegetable crops	698	213	90101					2083		594	8
120-Sale, hire and services of agricultural implements and machinery including tractors	464	714						1491		3038	9
121-Receipts from Agricultural Education											10
501-Services and Service Fees			3								11
800-Other Receipts	34779	1441	31388	12575	2468	23051	23120	1363		160	12
900-Deduct-Refunds			-16					-618		-23	13
<b>Total : Receipt from Crop Husbandry</b>	<b>662997</b>	<b>3807</b>	<b>126126</b>	<b>12575</b>	<b>2474</b>	<b>23976</b>	<b>29334</b>	<b>3998</b>	<b>6946</b>	<b>14</b>	<b>14</b>

## No. 7 - 0401 ACCOUNT of RECEIPTS from CROP HUSBANDRY for the year ended 31st March, 2002-Contd.

(In thousands of rupees)

Item No	STATE GOVERNMENTS								Total Carried over
	Gujarat	Haryana	Himachal Pradesh	Jammu and Kashmir	Jharkhand	Karnataka	Kerala	Madhya Pradesh	
1	60749	326	5297	15665	77	1137	5171	-	91642
2	4103	510	1706	972	-	7596	19807	22962	64439
3	1525	105	-	126	11	4621	89	-	9876
4	885	415	426	19	101	6532	300	-	635894
5	950	18	1583	40	-	84866	16028	-	106012
6	-	-	-	-	-	-	-	-	0
7	-	-	-	-	-	-	2	-	3
8	1893	9535	19990	3884	5	58801	1800	13323	202920
9	2489	786	-	-	-	-	558	7570	17110
10	-	-	-	-	-	-	-	-	0
11	-	-	-	-	-	-	-	-	3
12	3896	14861	51558	12194	3693	35441	32243	70661	354892
13	-	-	-	-	-	-213	-156	-354	-1380
14	76490	26556	80560	32900	3887	198781	75842	114162	1481411

Economic Services

## No. 7 - 0401 ACCOUNT of RECEIPTS from CROP HUSBANDRY for the year ended 31st March, 2002-Contd.

(In thousands of rupees)

	Total brought forward	STATE GOVERNMENTS						Item No
		Maharashtra	Manipur	Meghalaya	Mizoram	Nagaland	Orissa	
103-Seeds	91642	31255	—	4061	323	—	—	1
104-Receipts from Agricultural Farms	64439	2222	17	69	175	—	19060	2
105-Sale of manures and fertilisers	9876	42472	—	350	310	—	—	3
107-Receipts from Plant Protection Services	635894	29865	14	1567	1024	—	650	4
108-Receipts from Commercial crops	106012	164	—	2606	—	—	—	5
109-Receipt from Seri Culture & Tusser	0	—	—	—	—	—	—	6
110-Grants from I.C.A.R.	3	160	—	29	—	—	—	7
119-Receipts from Horticulture and Vegetable crops	202920	32154	1	1834	863	276	11128	8
120-Sale, hire and services of agricultural implements and machinery including tractors	17110	701	—	593	2296	—	5089	9
121-Receipts from Agricultural Education	0	2	—	—	—	—	—	10
501-Services and Service Fees	3	65	—	—	—	—	—	11
800-Other Receipts	354892	109347	230	5974	679	736	6725	12
900-Deduct-Refunds	-1380	-38	—	—	—	—	—	13
<b>Total : Receipt from Crop Husbandry</b>	<b>1481411</b>	<b>248369</b>	<b>262</b>	<b>17083</b>	<b>5670</b>	<b>1012</b>	<b>42652</b>	<b>14</b>



## COMBINED FINANCE AND REVENUE ACCOUNTS OF THE UNION AND STATE GOVERNMENTS IN INDIA FOR THE YEAR 2001-02

## No. 7 - 0401 ACCOUNT of RECEIPTS from CROP HUSBANDRY for the year ended 31st March, 2002-Concl'd.

(In thousands of rupees)

Item No	STATE GOVERNMENTS								Total
	Punjab	Rajasthan	Sikkim	Tamil Nadu	Tripura	Uttar Pradesh	Uttaranchal	West Bengal	
1	1178	1178	14	325987				6533	462171
2	2983		1157			2	31652	9144	130920
3	1064		205	48105				4799	107181
4	281	88		20303				3369	693055
5	22703			101473				6012	238970
6									0
7	22	1						3529	3744
8	21104	5280		97079			336	1330	374305
9	25			76868					102682
10									2
11				349					417
12	19320	18850	2922	121934	14603	757702		12868	1426782
13	-25	-19		-208					-1668
14	68655	25378	4298	791892	14603	757704	31988	47584	3538661

Economic Services

## No. 7-A-2401 - ACCOUNT of EXPENDITURE on CROP HUSBANDRY for the year-ended 31st March, 2002

	Union Government	U.T.Govt. Pondicherry	STATE GOVERNMENTS							Item No
			Andhra Pradesh	Arunachal Pradesh	Assam	Bihar	Chhattisgarh	NCT Delhi	Goa	
001-Direction and Administration	22114	17089	908194	140088	428386	114628	428744	6429	38627	1
003-Training	-	-	-	-	-	-	-	-	-	2
101-Soil Survey & Testing	-	-	-	-	-	-	-	-	-	3
102-Food Grain Crops	69823	40487	-6872	-	799	-	6600	-	30	4
103-Seeds	162561	2988	24005	23392	8916	99685	18389	4589	15613	5
104-Agricultural Farms	17163	1020	-	8417	7540	-	-	-	-	6
105-Manures and Fertilizers	45073389	15729	7793	4268	26021	7054	1007	11658	703	7
106-Import of Fertilisers	473364	-	-	-	-	-	-	-	-	8
107-Plant Protection	239842	4548	16720	9567	7449	76632	2371	2905	951	9
108-Commercial Crops	208093	362	132038	23439	66152	139234	104914	-	23182	10
109-Extension and Farmers Training	459436	29005	56433	14300	515282	422193	7316	8918	3360	11
110-Crop Insurance	3142069	7984	148171	1605	5408	-	240576	-	-	12
111-Agricultural Economics and Statistics	371521	-	-	-	16080	-	-	2371	2	13
112-Development of Pulses	194834	-	836	-	342	-	-	256	-	14
113-Agricultural Engineering	64058	12005	-	6461	91463	21051	15432	1150	14795	15
114-Development of Oil Seeds	360284	-	67067	-	-	-	-	-	619	16
115-Scheme of Small/Marginal Farmer and Agricultural Labour	422	-	-	299	-	-	-	-	-	17
119-Horticulture and Vegetable Crops	1796451	16333	339239	35961	24212	93782	98484	23885	12580	18
190-Assistance to Public Sector and Other Undertakings	-	-	-	-	-	-	-	-	-	19
191-Grants to Local Bodies, Corporations etc.	9658	-	-	-	-	-	-	-	-	20
195-Assistance to Farming Co-operation	-	3570	-	-	-	-	-	-	-	21
789-Grant for Special Scheme for Scheduled Castes	-	-	-	-	-	-	-	-	-	22
792-Irrecoverable loan Written off	-	8351	-	-	-	-	-	-	-	23
793-Special Central Assistance for Scheduled Caste Component Plan	-	-	43450	-	-	-	26814	-	-	24
794-Special Central Assistance for Tribal Sub-Plan	-	-	-	-	-	-	7680	-	-	25
796-Tribal Area Sub-Plan	140	-	24637	-	11369	-	168662	-	-	26
797-Transfers to/from Reserve Funds and Deposit Accounts	-	-	-	-	-	-	-	-	-	27
798-International Cooperation	109341	-	-	-	-	-	-	-	-	28
800-Other Expenditure	4227102	18732	217528	62966	175414	-	3690	7162	12630	29
911-Deduct-Recoveries of Overpayments	-2887	-734	-	-	-	-	-	-	-	30
<b>Total : Expenditure on Crop Husbandry</b>	<b>56998778</b>	<b>177469</b>	<b>1979239</b>	<b>330763</b>	<b>1384833</b>	<b>974259</b>	<b>1130679</b>	<b>69323</b>	<b>123092</b>	<b>31</b>
Charged	-	-	200	-	-	-	-	-	-	32
Voted	56998778	177469	1979039	330763	1384833	974259	1130679	69323	123092	33

## No. 7-A-2401 - ACCOUNT of EXPENDITURE on CROP HUSBANDRY for the year ended 31st March, 2002-Contd.

(in thousands of rupees)

Item No.	STATE GOVERNMENTS								Total carried over
	Gujarat	Haryana	Himachal Pradesh	Jammu and Kashmir	Jharkhand	Karnataka	Kerala	Madhya Pradesh	
1	95391	14292	95434	142207	6681	374261	531531	1005823	4369919
2									0
3									0
4	1056	247					69609	16645	198424
5	37344		73275	14166	21607	27081	156165	47199	736975
6	10013			252		16183	75699	87	136374
7	28894	63577	14467	9516	3109	33619	4220	4755	45309779
8									473364
9	15827	50090	7683	76770	27683	23283	16014	11430	589765
10	88803	169406	1525	26139	4140	143933	125135	73755	1330250
11	348342	427859	81900	295370	152182	129575	20370	27292	2999133
12	3171991		2115			100000	884	286876	7107679
13	27682	10529	8817	1262			1394		439658
14	10486					5927	857		213538
15	18454	31241	13233	14684	158		26538	89843	420566
16	113825					9511	370		551676
17									721
18	75579	66259	441377	289821	13524	138740	290915	239154	3996296
19						4800	191288		196088
20						956546			966204
21									3570
22								187986	187986
23									8351
24								6412	76676
25	34261		75513					22322	139776
26	134723				176930			290979	807440
27									0
28									109341
29	758849	303	41996	128142		228485	455997	307687	6646663
30							-3727		-7343
31	4971520	833803	857335	998329	406014	2191944	1963259	2618245	78008884
32		647				169		1752	2768
33	4971520	833156	857335	998329	406014	2191775	1963259	2616493	78006116

## No. 7-A-2401 - ACCOUNT OF EXPENDITURE on CROP HUSBANDRY for the year ended 31st March, 2002-Contd.

	Total brought forward	STATE GOVERNMENTS						Item No
		Maharashtra	Manipur	Meghalaya	Mizoram	Nagaland	Orissa	
001-Direction and Administration	4369919	1889755	106902	69897	133923	143343	761360	1
003-Training	0	3889	-	-	-	-	-	2
101-Soil Survey & Testing	0	-	-	-	-	-	3896	3
102-Food Grain Crops	198424	74044	47285	-	13012	-	8404	4
103-Seeds	736975	189185	9142	33198	3095	26309	126096	5
104-Agricultural Farms	136374	-	6536	1267	-	618	-	6
105-Manures and Fertilizers	45309779	14816	2255	15378	3597	2689	7304	7
106-Import of Fertilisers	473364	-	-	-	-	-	-	8
107-Plant Protection	589765	3100	4724	7823	15699	4147	12044	9
108-Commercial Crops	1330250	142849	10804	66716	26082	46470	65984	10
109-Extension and Farmers Training	2999133	41881	17539	21161	9062	5075	31857	11
110-Crop Insurance	7107679	396797	-	-	-	-	8242	12
111-Agricultural Economics and Statistics	439658	11039	-	4795	-	3763	136705	13
112-Development of Pulses	213538	27693	-	-	-	-	-	14
113-Agricultural Engineering	420566	234404	4276	36423	300	12177	12229	15
114-Development of Oil Seeds	551676	138856	-	-	-	-	-	16
115-Scheme of Small/Marginal Farmer and Agricultural Labour	721	-	-	7500	-	-	1521	17
119-Horticulture and Vegetable Crops	3996296	307234	11011	35628	9758	14602	62011	18
190-Assistance to Public Sector and Other Undertakings	196088	-	-	-	-	-	-	19
191-Grants to Local Bodies, Corporations etc.	966204	-	-	-	-	-	-	20
195-Assistance to Farming Co-operation	3570	-	-	-	-	-	-	21
789-Grant for Special Scheme for Scheduled Castes	187986	-	-	-	-	-	-	22
792-Irrecoverable loan Written off	8351	-	-	-	-	-	-	23
793-Special Central Assistance for Scheduled Caste Component Plan	76676	-	-	-	-	-	-	24
794-Special Central Assistance for Tribal Sub-Plan	139776	-	-	-	-	-	-	25
796-Tribal Area Sub-Plan	807440	297762	-	-	-	-	68524	26
797-Transfers to/from Reserve Funds and Deposit Accounts	0	-	-	-	-	-	-	27
798-International Cooperation	109341	-	-	-	-	-	-	28
800-Other Expenditure	6646683	433908	36213	45670	91382	70851	139156	29
911-Deduct-Recoveries of Overpayments	-7348	-87	-	-	-	-	-	30
<b>Total : Expenditure on Crop Husbandry</b>	<b>78008884</b>	<b>4207125</b>	<b>256687</b>	<b>345456</b>	<b>305910</b>	<b>330044</b>	<b>1445333</b>	<b>31</b>
Charged	2768	280	-	-	-	-	-	32
Voted	78006116	4206845	256687	345456	305910	330044	1445333	33

## No. 7-A-2401 - ACCOUNT of EXPENDITURE on CROP HUSBANDRY for the year ended 31st March, 2002-Conclid.

(In thousands of rupees)

Item No	STATE GOVERNMENTS								Total
	Punjab	Rajasthan	Sikkim	Tamil Nadu	Tripura	Uttar Pradesh	Uttaranchal	West Bengal	
1	502884	745979	38504	344344	435011	685329	43634	797873	11068657
2									3889
3									3896
4	22167			41295	12830	3020050	100963		3538474
5		11526	4851	539458	100	150508	3331	51122	1884896
6			47343	11506	1050			298108	502802
7		34294	11931	4997	60690	4826		30077	45502633
8									473364
9		2315	2786	36621	800	313816	36066	28118	1057824
10	3807	318257	6940	173575	17102	494753	29117	131041	2863647
11		42595	5191	1036064	18279	610101	113677	106759	5058374
12				2043		16752	3	16583	7548099
13	2698	10089	1899	6011	152	63776	11238	142078	833901
14			1067	8709	8400	48879	3724		312010
15		198	3778	137519	445		18	3265	865598
16			7463	96910	18301	32110	11401		856717
17			136						9878
18	116626	115941	11407	369018		65145	308918	113472	5537067
19									196088
20									966204
21								196	3766
22								36268	224254
23	73								8424
24		48171		119851					244698
25				21996					161772
26		97690		1785		222	6661	6558	1286642
27									0
28									109341
29	11804	3115	2757	3225000	1146			19520	10727205
30									-7435
31	660059	1430170	145953	6176702	574306	5506267 <sup>@</sup>	668751	1781038	101842685
32					1146	3132			7326
33	660059	1430170	145953	6176702	573160	5503135	668751	1781038	101835359

<sup>@</sup> Excludes Rs. 1850 thousands spent out of advances from the contingency fund during 2001-2002 but not recouped to the fund till the close of the year.

Economic Services

## No. 7-B-4401 - ACCOUNT of CAPITAL OUTLAY on CROP HUSBANDRY during and to the end of the year 2001-02

(In thousands of rupees)

	Expenditure	
	During the year	To end of the year
<b>UNION GOVERNMENT</b>		
101-Farming Co-operatives	--	72050
	(A)	
103-Seeds	-3381	408488
104-Agricultural Farms	--	496932
	(A)	
105-Manures and Fertilisers	-192	54450833
107-Plant Protection	42782	533720
108-Commercial Crops	--	26352
113-Agricultural Engineering	13604	246084
119-Horticulture and Vegetable Crops	--	27130
796-Tribal Area Sub-Plan	1168	5123
797-Transfers to/from Reserve Funds and Deposit Accounts	6242	-383
800-Other Expenditure	--	149391
901-Deduct-Receipts and Recoveries on Capital Account	--	-24608801
<b>Total : Union Government</b>	<b>60223</b>	<b>31806919</b>
<b>UNION TERRITORY GOVERNMENT PONDICHERY</b>		
101-Farming Co-operatives	--	2
103-Seeds	--	113
105-Manures and Fertilisers	--	201
119-Horticulture and Vegetable Crops	--	25
190-Investments in Public Sector and Other Undertakings	7500	92579
901- Deduct-Receipts and Recoveries on Capital Account	--	--
<b>Total : Government of Pondicherry</b>	<b>7500</b>	<b>92920</b>
<b>STATE GOVERNMENTS ANDHRA PRADESH</b>		
001-Direction and Administration	1110	792
103-Seeds	--	38018
105-Manures and Fertilisers	2811	-69300
107-Plant Protection	--	8911

(A) Due to booking of more recoveries than anticipated, adjusted in accounts as reduction of expenditure.

@ Excludes Rs.49782 thousands being disinvestment of Govt.'s equity holdings

## No. 7-B-4401 - ACCOUNT of CAPITAL OUTLAY on CROP HUSBANDRY during and to the end of the year 2001-02- Contd.

(In thousands of rupees)

	Expenditure	
	During the year	To end of the year
113-Agricultural Engineering	--	31178
119-Horticulture and Vegetable Crops	--	21434
195- Investment in Co-operatives Societies	--	33226
796- Tribal Areas Sub-plan	--	--
800- Other Expenditure	--	44152
901-Deduct-Receipts & Recoveries on Capital Accounts	--	2879
<b>Total : Government of Andhra Pradesh</b>	<b>3921</b>	<b>111290</b>
<b>ARUNACHAL PRADESH</b>		
101-Farming Co-operatives	--	89
190-Investment in Public Sector and Other Undertakings	6681	6680
800-Other Expenditure	19099	246808
<b>Total : Government of Arunachal Pradesh</b>	<b>25780</b>	<b>253577</b>
<b>ASSAM</b>		
101- Farming Co-operatives	--	184
103-Seeds	--	9497
104-Agricultural Farms	--	3977
113-Agricultural Engineering	--	--
119-Horticulture & Vegetable Crops	--	138
190-Investment in Public Sector and Other Undertakings	--	241608
796- Tribal Area Sub-plan	--	79
800-Other Expenditure	--	599696
<b>Total : Government of Assam</b>	<b>0</b>	<b>856179</b>
<b>BIHAR</b>		
101-Farming Co-operatives	--	901
103-Seeds	--	90035
104-Agricultural Farms	--	1275
105-Manures and Fertilisers	--	1419
108-Commercial Crops-Tal and Diara Development Scheme	--	22697
113-Agricultural Engineering	--	20563
119-Horticulture and Vegetable Crops	--	13901
796-Tribal Area Sub Plan	--	27958
800-Other Expenditure	--	7899
<b>Total : Government of Bihar</b>	<b>0</b>	<b>186648</b>
<b>CHHATTISGARH</b>		
101-Farming Co-operatives	--	--
103-Seeds	--	--
190-Investments in Public Sector and Other Undertaking	--	--
794-Special Central Assistance for Tribal Sub-Plan	--	--
796-Tribal Area Sub-Plan	--	--
800-Other Expenditure	2762	2983
<b>Total : Government of Chhattisgarh</b>	<b>2762</b>	<b>2983</b>

E Includes Rs.289 thousands being the expenditure incurred upto 31st October, 1956 in Ex-Hyderabad State.

## No. 7-B-4401 - ACCOUNT of CAPITAL OUTLAY on CROP HUSBANDRY during and to the end of the year 2001-02 - Contd.

	(In thousands of rupees)	
	Expenditure	
	During the year	To end of the year
<b>NCT DELHI</b>		
101-Farming Co-operatives	--	502
103-Seeds	346	7908
105-Manures and Fertilisers	--	-2923
119-Horticulture and Vegetable Crops	3242	20143
800-Other Expenditure	--	4183
901- Deduct-Receipts & Recoveries on Capital Account	--	-3192
<b>Total : Government of NCT Delhi</b>	<b>3588</b>	<b>26621</b>
<b>GOA</b>		
103-Seeds	2066	22503
105-Manures and Fertilisers	--	2306
113-Agricultural Engineering	1867	65212
190-Investment in Public Sector and Other Undertakings	2500	9500
800-Other Expenditure	--	19150
<b>Total : Government of Goa</b>	<b>6433</b>	<b>118671</b>
<b>GUJARAT</b>		
101-Farming Co-operatives	--	(a) -155
103-Seeds	--	10220
104-Agricultural Farms	--	26717
105-Manures and Fertilisers	--	(a) -12747
107-Plant Protection	--	3116
108-Commercial Crops	--	707
113-Agricultural Engineering	--	2364
119-Horticulture and Vegetable Crops	--	129
190- Investment in Public Sector and Other Undertakings	--	88876
191-Investment in Co-operatives-Cop.23 Special Component Plan for Scheduled Castes Labour Co-operatives	--	21
796-Tribal Areas Sub-Plan	--	31725
800-Other Expenditure	5698	137848
<b>Total : Government of Gujarat</b>	<b>5698</b>	<b>288821</b>
<b>HARYANA</b>		
101-Farming Co-operatives	-6	40
107-Plant Protection	-2	(b) -37430
113-Agricultural Engineering	--	-110
190-Investments in Public Sector and Other Undertakings	--	52870
800-Other Expenditure	--	924
<b>Total : Government of Haryana</b>	<b>-8</b>	<b>16294</b>

(a) Minus progressive expenditure is under investigation.

(b) Minus figure was due to excess of receipts &amp; recoveries over expenditure.



## No. 7-B-4401 - ACCOUNT of CAPITAL OUTLAY on CROP HUSBANDRY during and to the end of the year 2001-02- Contd.

(In thousands of rupees)

	Expenditure	
	During the year	To end of the year
<b>HIMACHAL PRADESH</b>		
001-Direction and Administration	--	6045
103-Seeds	4676	19447
104-Agricultural Farms	--	15542
105-Manures and Fertilisers	(A) -4607	-18986
107-Plant Protection	8420	-64307
109- Extension and Farmers Training	--	89645
113-Agricultural Engineering	(A) -2030	8760
119-Horticulture and Vegetable Crops	5047	304803
796-Tribal Area Sub Plan	5350	92030
800-Other Expenditure	--	16162
<b>Total : Government of Himachal Pradesh</b>	<b>16856</b>	<b>469141</b>
<b>JAMMU AND KASHMIR</b>		
101-Farming Co-operatives	--	1102
103-Seeds	13393	-82322
104-Agricultural Farms	31476	376938
105-Manures and Fertilizers	--	251097
107-Plant Protection	18041	503458
113- Agricultural Engineering	5888	168945
119-Horticulture and Vegetable Crops	--	55096
190-Investments in Public Sector and Other Undertakings	--	233040
800-Other Expenditure	2722	489782
901- Deduct- Receipts and Recoveries on Capital Account	15691	407292
<b>Total : Government of Jammu &amp; Kashmir</b>	<b>87211</b>	<b>2404428</b>
<b>KARNATAKA</b>		
101-Farming Co-operatives	--	1006
103-Seeds	--	4888
104-Agricultural Farms	--	4202
105-Manures and Fertilizers	--	3525
107-Plant Protection	--	850
114-Development of Oil Sector	--	5000
119-Horticulture and Vegetable Crops	--	63142
190-Investments in Public Sector and Other Undertakings	--	63600
800-Other Expenditure	200	23496
<b>Total : Government of Karnataka</b>	<b>200</b>	<b>169709</b>

(A) Reasons for minus expenditure are awaited.

## No. 7-B-4401 - ACCOUNT of CAPITAL OUTLAY on CROP HUSBANDRY during and to the end of the year 2001-02 - Contd.

(In thousands of rupees)

	Expenditure	
	During the year	To end of the year
<b>KERALA</b>		
001-Direction and Administration	180	6713
101-Farming Co-operatives	-13	466
103-Seeds	-77	37074
104-Agricultural Farms	785	42740
105-Manures and Fertilizers	1710	27193
107-Plant Protection	-92	-7454
108-Commercial Crops	-	635
113-Agricultural Engineering	634	10427
119-Horticulture and Vegetable Crops	-	499
190-Investments in Public Sector and Other Undertakings	4966	297274
800-Other Expenditure	-	40257
<b>Total : Government of Kerala</b>	<b>8093</b>	<b>455824</b>
<b>MADHYA PRADESH</b>		
101-Farming Co-operatives	-	2598
103-Seeds	3650	129791
104-Agricultural Farms	3301	40308
105-Manures and Fertilizers	-	39963
107-Plant Protection	-	25744
113-Agricultural Engineering	-	13368
119-Horticulture and Vegetable Crops	602	42747
190-Investment in Public Sector and Other Undertaking	-	2428
794-Special Central Assistance for Tribal Sub-Plan	-	4025
796-Tribal Areas Sub Plan	-	47534
800-Other Expenditure	-	23997
<b>Total : Government of Madhya Pradesh</b>	<b>7553</b>	<b>372506</b>
<b>MAHARASHTRA</b>		
101-Farming Co-operatives	-	-
103-Seeds	1066	245371
104-Agricultural Farms	-	40
105-Manures and Fertilizers	-	111792
107-Plant Protection	-11013	4278
108-Commercial Crops	-	66280
113-Agricultural Engineering	-	47824
119-Horticulture and Vegetable Crops	-	4661
190-Investments in Public Sector and Other Undertakings	-	78000
796- Tribal Areas Sub-Plan	-47	7723
800-Other Expenditure	-	11303
<b>Total : Government of Maharashtra</b>	<b>-9994</b>	<b>577272</b>

(A) Includes Rs. 363205 thousands yet to be apportioned between Madhya Pradesh and Chhaattisgarh.

## No. 7-B-4401 - ACCOUNT of CAPITAL OUTLAY on CROP HUSBANDRY during and to the end of the year 2001-02 - Contd.

(In thousands of rupees)

	Expenditure	
	During the year	To end of the year
<b>MANIPUR</b>		
103-Seeds	(A) -419	31733
104-Agricultural Farms	--	34693
105-Manures and Fertilizers	--	65880
107-Plant Protection	--	14417
119-Horticulture and Vegetable Crops	--	2979
190-Investments in Public Sector and Other Undertakings	--	3400
800-Other Expenditure	416	18610
901-Deduct-Receipts and Recoveries on Capital Account	--	-67283
<b>Total : Government of Manipur</b>	<b>-3</b>	<b>104429</b>
<b>MEGHALAYA</b>		
800-Other Expenditure	1501	25333
<b>Total : Government of Meghalaya</b>	<b>1501</b>	<b>25333</b>
<b>MIZORAM</b>		
001-Direction and Administration	4050	24857
101-Farming Co-operatives	--	674
102-Land Development	3468	104098
103-Seeds Farm	1165	11795
105-Manures and Fertilisers	1900	8076
107-Plant Protection	2567	7339
113-Agricultural Engineering	1121	16549
119-Horticulture and Vegetable Crops	24800	126638
800-Other Expenditure	--	17947
<b>Total : Government of Mizoram</b>	<b>39071</b>	<b>317973</b>
<b>NAGALAND</b>		
001-Direction and Administration	--	12270
103-Seeds	--	3749
104-Agriculture Farms	--	8
105-Manures and Fertilisers	--	327
107-Plant Protection	--	796
108-Commercial Crops	--	3648
113-Agricultural Engineering	547	3434
119-Horticulture and Vegetable Crops	--	9305
800-Other Expenditure	84108	312347
<b>Total : Government of Nagaland</b>	<b>84655</b>	<b>345884</b>

(A) Reduction in expenditure.

Economic Services

## No. 7-B-4401 - ACCOUNT of CAPITAL OUTLAY on CROP HUSBANDRY during and to the end of the year 2001-02 - Contd.

(In thousands of rupees)

	Expenditure	
	During the year	To end of the year
<b>ORISSA</b>		
101-Farming Co-operatives		220
103-Seeds		14172
105-Manures and Fertilisers		3883
113-Agricultural Engineering		26
190-Investment in Public Sector and Other Undertakings		41920
195-Investment in Co-op. share Capital investment in Orissa FFD for infrastructure		1230
800-Other Expenditure		2028
<b>Total : Government of Orissa</b>	<b>0</b>	<b>63479</b>
<b>PUNJAB</b>		
101-Farming Co-operatives		106
103-Seeds		(a) -418
105-Manures and Fertilisers		-10
107-Plant Protection	8074	13070
108-Commercial Crops		-5
113-Agricultural Engineering		342
119-Horticulture and Vegetable Crops		--
190-Investment in Public Sector and Other Undertakings		37000
800-Other Expenditure		-2041
901-Deduct-Receipts and Recoveries on Capital Account	-11186	-100615
<b>Total : Government of Punjab</b>	<b>-3112</b>	<b>-62571</b>
<b>RAJASTHAN</b>		
001-Directions and Administration		683
103-Seeds		--
104-Agricultural Farms		5719
105-Manures and Fertilisers	2118	(B) 47125
107-Plant Protection		--
108-Commercial Crops		8479
119- Horticulture and Vegetable Crops		13874
190-Investment in Public Sector and Other Undertakings		95756
796-Tribal Areas Sub-Plan	729	33496
800-Other Expenditure	2191	3210559
<b>Total : Government of Rajasthan</b>	<b>5038</b>	<b>3415691</b>

(a) Progressive minus expenditure represents excess of recoveries over the Capital expenditure on the scheme "Mechanised Nucleus Seed Farms"

\* The progressive minus expenditure is due to the cumulative effect of receipts over expenditure.

(B) It includes lump sum expenditure pertaining to minor heads 103 & 107 also.

## No. 7-B-4401 - ACCOUNT of CAPITAL OUTLAY on CROP HUSBANDRY during and to the end of the year 2001-02 - Contd.

(In thousands of rupees)


	Expenditure	
	During the year	To end of the year
<b>SIKKIM</b>		
103-Seeds	470	3981
104-Agricultural Farms	497	35983
107-Plant Protection	—	2565
108-Commercial Crops	299	5919
109-Extension and Training	—	511
113-Agricultural Engineering	—	1281
119-Horticulture and Vegetable Crops	200	11130
190-Investment in Public Sector and Other Undertakings	1600	3019
800- Other Expenditure	—	3266
<b>Total : Government of Sikkim</b>	<b>3066</b>	<b>67655</b>
<b>TAMIL NADU</b>		
101-Farming Co-operatives	—	80
103-Seeds	242	469581
104-Agricultural Farm	—	161672
105-Manures and Fertilisers	—	-92445
107-Plant Protection	—	377
108- Commercial Crops	13860	19693
113-Agricultural Engineering	37730	295562
119-Horticulture and Vegetable Crops	-819	96453
190- Investment in Public Sector and Other Undertakings	—	78345
796-Tribal Areas Sub-Plan	—	10433
800-Other Expenditure	3918	189271
901-Deduct-Receipts and Recoveries on Capital Account	—	-1028
<b>Total : Government of Tamil Nadu</b>	<b>54931</b>	<b>1227994</b>
<b>TRIPURA</b>		
101-Farming Co-operatives	—	-2
103-Seeds	-20627	-295492
104-Agricultural farms	2900	2900
105-Manures and Fertilisers	-30640	223566
107-Plant Protection	-10516	32311
108-Commercial Crops	—	8012
113-Agricultural Engineering	20866	26618
119-Horticulture and Vegetable Crops	25100	37467
800-Other Expenditure	11659	11689
<b>Total : Government of Tripura</b>	<b>-1258</b>	<b>47073</b>

## No. 7-B-4401 - ACCOUNT of CAPITAL OUTLAY on CROP HUSBANDRY during and to the end of the year 2001-02 - Concl'd.

	(In thousands of rupees)	
	Expenditure	
	During the year	To end of the year
<b>UTTAR PRADESH</b>		
001-Direction and Administration		2000
101-Farming Co-operatives		1858
102-Food Grain Crops	4388	71212
103-Seeds	382642	715784
105-Manures and Fertilisers	472	152028
107-Plant Protection	-235553	149811
108-Commercial Crops		15374
113-Agricultural Engineering		671
119-Horticulture and Vegetable Crops		88108
190-Investment in Public Sector and Other Undertakings		492457
800-Other Expenditure	1993745	2458523
<b>Total : Government of Uttar Pradesh</b>	<b>2145694</b>	<b>4145826</b>
<b>UTTARANCHAL</b>		
103-Seeds	5977	-1357
105-Manures and Fertilisers		-72
107-Plant Protection	3864	3608
119-Horticulture and Vegetable Crops	-1723	-2555
800-Other Expenditure		-3961
<b>Total : Government of Uttaranchal</b>	<b>8118</b>	<b>-4337</b>
<b>WEST BENGAL</b>		
001-Direction and Administration		4720
103-Seeds		47387
104-Agricultural Farms	27	6368
105-Manures and Fertilisers		6064
107-Plant Protection		2088
108-Commercial Crops		253
111-Agricultural Economics Statistics	537	2063
113-Agricultural Engineering		1906
119-Horticulture and Vegetable Crops		995
190-Investment in Public Sector and Other Undertakings		80728
191-Investment in Co-operatives-Farming Co-operatives		2720
796-Tribal Areas Sub-Plan		62432
800-Other Expenditure	3370	22812
<b>Total : Government of West Bengal</b>	<b>3934</b>	<b>240536</b>
<b>Total : Capital Outlay on Crop Husbandry</b>	<b>2567451</b>	<b>48153768</b>

\* Includes Rs. 1850853 thousands yet to be apportioned between U.P and Uttaranchal.

(a) Minus figure is due to excess receipt of over expenditure.



**No. 7-C-6401 - ACCOUNT of LOANS for CROP HUSBANDRY showing the amounts ADVANCED and REPAID during the year ended 31st March, 2002 and the BALANCES of such LOANS at the commencement and at the end of the year 2001-02**

	Union Government	U.T.Govt. Pondicherry	STATE GOVERNMENTS							Item No.
			Andhra Pradesh	Arunachal Pradesh	Assam	Bihar	Chhattisgarh	NCT Delhi	Goa	
(In thousands of rupees)										
<b>103-Seeds-</b>										
	(A)									
Balance 1st April, 2001	5834	127	296442	--	203641	672480	--	--	--	1
Advanced during the year	866	--	--	--	--	--	--	--	--	2
Repaid during the year	549	127	--	--	--	--	658	--	--	3
Balance 31st March, 2002	6151	0	296442	0	203641	672480	-658	--	0	4
<b>104-Agricultural Farms-</b>										
	(B)									
Balance 1st April, 2001	1481	1363	--	--	983	--	--	--	--	5
Advanced during the year	--	--	--	--	--	--	--	--	--	6
Repaid during the year	14	1363	--	--	--	--	63	--	--	7
Balance 31st March, 2002	1467	0	0	0	983	0	-63	--	0	8
<b>105-Manures and Fertilisers-</b>										
Balance 1st April, 2001	19761	399	688259	--	6957	1723344	1694	5390	106	9
Advanced during the year	6453	--	--	--	--	--	--	--	--	10
Repaid during the year	3741	399	1	--	--	--	--	7963	--	11
Balance 31st March, 2002	22473	0	688258	0	6957	1723344	1694	-2573	106	12
<b>106-High Yielding Varieties Programmes-</b>										
Balance 1st April, 2001	--	--	--	--	--	20302	--	--	--	13
Advanced during the year	--	--	--	--	--	--	--	--	--	14
Repaid during the year	--	--	--	--	--	--	--	--	--	15
Balance 31st March, 2002	0	0	0	0	0	20302	0	--	0	16
<b>107-Plant Protection-</b>										
Balance 1st April, 2001	3300	--	14570	--	150	33845	--	--	--	17
Advanced during the year	--	--	--	--	--	--	--	--	--	18
Repaid during the year	--	--	1	--	--	--	502	--	--	19
Balance 31st March, 2002	3300	0	14569	0	150	33845	-502	--	0	20
<b>108-Food Grains Crops-</b>										
Balance 1st April, 2001	1203	--	--	--	--	--	--	--	--	21
Advanced during the year	100	--	--	--	--	--	--	--	--	22
Repaid during the year	12	--	--	--	--	--	--	--	--	23
Balance 31st March, 2002	1291	0	0	0	0	0	0	0	0	24

(A) Decreased by Rs. 570 thousands due to rectification of misclassification of previous year.

(B) Increased by Rs. 5471 thousands due to rectification of misclassification of previous year.



**No. 7-C-6401 - ACCOUNT of LOANS for CROP HUSBANDRY showing the amounts ADVANCED and REPAYED during the year ended 31st March, 2002 and the BALANCES of such LOANS at the commencement and at the end of the year 2001-02-Contd.**

	Total brought forward	STATE GOVERNMENTS						Item No.
		Maharashtra	Manipur	Meghalaya	Mizoram	Nagaland	Orissa	
<b>103-Seeds-</b>								
Balance 1st April, 2001	1364215	1839		58				1
Advanced during the year	4866							2
Repaid during the year	1404	18						3
Balance 31st March, 2002	1367677	1821	0	58	0	0	0	4
<b>104-Agricultural Farms-</b>								
Balance 1st April, 2001	5180	71464						5
Advanced during the year	0							6
Repaid during the year	1446	3209						7
Balance 31st March, 2002	3734	68255	0	0	0	0	0	8
<b>105-Manures and Fertilisers-</b>								
Balance 1st April, 2001	3081187	41260		30074			484819	9
Advanced during the year	6453							10
Repaid during the year	12127							11
Balance 31st March, 2002	3075513	41260	0	30074	0	0	484819	12
<b>106-High Yielding Varieties Programmes-</b>								
Balance 1st April, 2001	23767	9944						13
Advanced during the year	0							14
Repaid during the year	0							15
Balance 31st March, 2002	23767	9944	0	0	0	0	0	16
<b>107-Plant Protection-</b>								
Balance 1st April, 2001	54096	9307						17
Advanced during the year	0							18
Repaid during the year	512							19
Balance 31st March, 2002	53584	9307	0	0	0	0	0	20
<b>108-Food Grains Crops-</b>								
Balance 1st April, 2001	1310	12						21
Advanced during the year	100							22
Repaid during the year	12							23
Balance 31st March, 2002	1398	12	0	0	0	0	0	24

**No. 7-C-6401 - ACCOUNT of LOANS for CROP HUSBANDRY showing the amounts ADVANCED and REPAYED during the year ended 31st March, 2002 and the BALANCES of such LOANS at the commencement and at the end of the year 2001-02-Contd.**

Item No.	STATE GOVERNMENTS								Total carried over
	Gujarat	Haryana	Himachal Pradesh	Jammu and Kashmir	Jharkhand	Karnataka	Kerala	Madhya Pradesh	
1	150177		369		-56	35201			1364215
2						4000			4866
3	59		13			-2			1404
4	150118	0	356	0	-56	39203	0	0	1367677
5							1353		-5180
6									0
7							6		1446
8	0	0	0	0	0	0	1347	0	3734
9	301330		35056			280286	13935	4670	3081187
10									6453
11			23						12127
12	301330	0	35033	0	0	280286	13935	4670	3075513
13				3825		-360			23767
14									0
15									0
16	0	0	0	3825	0	-360	0	0	23767
17		47				2184			54096
18									0
19		9							512
20	0	38	0	0	0	2184	0	0	53584
21							107		1310
22									100
23									12
24	0	0	0	0	0	0	107	0	1398

**No. 7-C-6401 - ACCOUNT of LOANS for CROP HUSBANDRY showing the amounts ADVANCED and REPaid during the year ended 31st March, 2002 and the BALANCES of such LOANS at the commencement and at the end of the year 2001-02-Contd.**

Item No.	STATE GOVERNMENTS								Total
	Punjab	Rajasthan	Sikkim	Tamil Nadu	Tripura	Uttar Pradesh	Uttaranchal	West Bengal	
1	14305	286325	--	--	--	--	--	322112	1988854
2	--	--	--	--	--	--	--	--	4866
3	62	33832	--	--	--	--	--	160	35476
4	14243	252493	0	0	0	0	0	321952	1958244
5	--	--	--	--	--	--	--	--	76644
6	--	--	--	--	--	--	--	--	0
7	--	--	--	--	--	--	--	--	4655
8	0	0	0	0	0	0	0	0	71989
9	--	336	--	-1000	--	-46242	--	398476	3988910
10	--	--	--	--	--	--	--	--	6453
11	--	66	--	78	--	300	1	--	12572
12	0	270	0	-1078	0	-46542	-1	398476	3982791
13	--	--	--	--	1507	--	--	--	35218
14	--	--	--	--	--	--	--	--	0
15	--	--	--	--	--	--	--	--	0
16	0	0	0	0	1507	0	0	0	35218
17	18985	2216	--	-9666	--	1269	--	44176	120383
18	--	--	--	--	--	--	--	--	0
19	--	--	--	--	--	2	--	--	514
20	18985	2216	0	-9666	0	1267	0	44176	119869
21	--	--	--	--	--	976	-22	--	2276
22	--	--	--	--	--	--	--	--	100
23	--	--	--	--	--	733	--	--	745
24	0	0	0	0	0	243	-22	0	1631



**No. 7-C-6401 - ACCOUNT of LOANS for CROP HUSBANDRY showing the amounts ADVANCED and REPAYED during the year ended 31st March, 2002 and the BALANCES of such LOANS at the commencement and at the end of the year 2001-02-Contd.**

Item No.	STATE GOVERNMENTS								Total carried over
	Gujarat	Haryana	Himachal Pradesh	Jammu and Kashmir	Jharkhand	Karnataka	Kerala	Madhya Pradesh	
1	30					1920	51753	7	97503
2									0
3									100
4	30	0	0	0	0	1920	51753	7	97403
5	1070					171		469	24386
6									0
7									0
8	1070	0	0	0	0	171	0	469	24386
9				70971		94			71065
10									0
11									0
12	0	0	0	70971	0	94	0	0	71065
13									0
14									0
15									0
16	0	0	0	0	0	0	0	0	0

Loans and Advances



**No. 7-C-6401 - ACCOUNT of LOANS for CROP HUSBANDRY showing the amounts ADVANCED and REPAID during the year ended 31st March, 2002 and the BALANCES of such LOANS at the commencement and at the end of the year 2001-02-Contd.**

(In thousands of rupees)

Item No.	STATE GOVERNMENTS								Total
	Punjab	Rajasthan	Sikkim	Tamil Nadu	Tripura	Uttar Pradesh	Uttaranchal	West Bengal	
1	--	--	--	-17113	--	828	--	--	81218
2	--	--	--	--	--	--	--	--	0
3	--	--	--	--	--	15	--	--	115
4	0	0	0	-17113	0	813	0	0	81103
5	--	--	--	16283	--	625	--	--	41401
6	--	--	--	--	--	--	--	--	0
7	--	--	--	4	--	--	--	--	4
8	0	0	0	16279	0	625	0	0	41397
9	--	--	--	790	--	--	--	--	71855
10	--	--	--	--	--	--	--	--	0
11	--	--	--	--	--	--	--	--	0
12	0	0	0	790	0	0	0	0	71855
13	--	--	--	--	--	--	--	--	0
14	--	--	--	--	--	--	--	--	0
15	--	--	--	--	--	--	--	--	0
16	0	0	0	0	0	0	0	0	0

Loans and Advances

**No. 7-C-6401 - ACCOUNT of LOANS for CROP HUSBANDRY showing the amounts ADVANCED and REPAYED during the year ended 31st March, 2002 and the BALANCES of such LOANS at the commencement and at the end of the year 2001-02-Contd.**

	Union Government	U.T. Govt. Pondicherry	STATE GOVERNMENTS							Item No.
			Andhra Pradesh	Arunachal Pradesh	Assam	Bihar	Chhattisgarh	NCT Delhi	Goa	
(In thousands of rupees)										
<b>113-Agricultural Engineering-</b>										
Balance 1st April, 2001	73		126407		27800	600			(B) -263	1
Advanced during the year										2
Repaid during the year										3
Balance 31st March, 2002	73	0	126407	0	27800	600			-263	4
<b>114-Development of Oil Seeds-</b>										
Balance 1st April, 2001										5
Advanced during the year										6
Repaid during the year										7
Balance 31st March, 2002	0	0	0	0	0	0	0	0	0	8
<b>119-Horticulture and Vegetable Crops-</b>										
Balance 1st April, 2001	2592	423	64206		74				1626	9
Advanced during the year	176									10
Repaid during the year	42	423	12301						2	11
Balance 31st March, 2002	2726	0	51905	0	74	0			1624	12
<b>190-Loans to Public Sector and other Undertakings-</b>										
Balance 1st April, 2001	204190	10000	2195		101675	5750				13
Advanced during the year	293100									14
Repaid during the year										15
Balance 31st March, 2002	497290	10000	2195	0	101675	5750			0	16
<b>195-Loans to Farming Co-operatives-</b>										
Balance 1st April, 2001	1692	(A) 6351	62627		2135	2377	427	8		17
Advanced during the year					50					18
Repaid during the year		1163	107							19
Balance 31st March, 2002	1592	5188	62520	0	2185	2377	427	8	0	20

(A) Revised opening balances adopted due to rectification of errors in outstanding balances of Loans during the earlier years.

(B) Due to misclassification of repayments by the Department.



No. 7-C-6401 - ACCOUNT of LOANS for CROP HUSBANDRY showing the amounts **ADVANCED** and **REPAID** during the year ended 31st March, 2002 and the **BALANCES** of such **LOANS** at the commencement and at the end of the year 2001-02-Contd.

Item No.	STATE GOVERNMENTS								Total carried over
	Gujarat	Haryana	Himachal Pradesh	Jammu and Kashmir	Jharkhand	Karnataka	Kerala	Madhya Pradesh	
1	32891			29182		7000			223690
2									0
3									0
4	32891	0	0	29182	0	7000	0	0	223690
5									0
6									0
7									0
8	0	0	0	0	0	0	0	0	0
9	239		15787	4853		21842	349		111991
10									176
11			52						12820
12	239	0	15735	4853	0	21842	349	0	99347
13			62628			64100	130856	26604	607998
14			158100						451200
15								9	9
16	0	0	220728	0	0	64100	130856	26595	1059189
17	-3168					11143	7740	1178	92510
18									50
19	1059 (A)						190		2519
20	-4227	0	0	0	0	11143	7550	1178	90041

(A) Minus balances are under investigation.

**No. 7-C-6401 - ACCOUNT of LOANS for CROP HUSBANDRY showing the amounts ADVANCED and REPAYED during the year ended 31st March, 2002 and the BALANCES of such LOANS at the commencement and at the end of the year 2001-02-Contd.**

	Total brought forward	STATE GOVERNMENTS						Item No.
		Maharashtra	Manipur	Meghalaya	Mizoram	Nagaland	Orissa	
<b>113-Agricultural Engineering-</b>								
Balance 1st April, 2001	223690			3291				1
Advanced during the year	0							2
Repaid during the year	0							3
Balance 31st March, 2002	223690	0	0	3291	0	0	0	4
<b>114-Development of Oil Seeds-</b>								
Balance 1st April, 2001	0							5
Advanced during the year	0							6
Repaid during the year	0							7
Balance 31st March, 2002	0	0	0	0	0	0	0	8
<b>119-Horticulture and Vegetable Crops -</b>								
Balance 1st April, 2001	111991	5870	951			353		9
Advanced during the year	176							10
Repaid during the year	12820	52						11
Balance 31st March, 2002	99347	5818	951	0	0	353	0	12
<b>190-Loans to Public Sector and other Undertakings-</b>								
Balance 1st April, 2001	607998	477684						13
Advanced during the year	451200							14
Repaid during the year	9	174						15
Balance 31st March, 2002	1059189	477510	0	0	0	0	0	16
<b>195-Loans to Farming Co-operatives-</b>								
Balance 1st April, 2001	92510		531					17
Advanced during the year	50							18
Repaid during the year	2519							19
Balance 31st March, 2002	90041	0	531	0	0	0	0	20

**No. 7-C-6401 - ACCOUNT of LOANS for CROP HUSBANDRY showing the amounts ADVANCED and REPaid during the year ended 31st March, 2002 and the BALANCES of such LOANS at the commencement and at the end of the year 2001-02-Contd.**

Item No.	STATE GOVERNMENTS								Total
	Punjab	Rajasthan	Sikkim	Tamil Nadu	Tripura	Uttar Pradesh	Uttaranchal	West Bengal	
1				51151		2099			28023*
2									0
3				106		24			130
4	0	0	0	51045	0	2075	0	0	280101
5				3790					3790
6									0
7									0
8	0	0	0	3790	0	0	0	0	3790
9		1390		-8533	1262	2853			116137
10									176
11		8				70			12950
12	0	1382	0	-8533	1262	2783	0	0	103363
13	55324			92077		28584		495812	1757479
14				120033		50000			621233
15	67			168					418
16	55257	0	0	211942	0	78584	0	495812	2378294
17		1792		29045		3716978			3840856
18						410000			410050
19		3		15		10125			12662
20	0	1789	0	29030	0	4116853	0	0	4238244

**No. 7-C-6401 - ACCOUNT of LOANS for CROP HUSBANDRY showing the amounts ADVANCED and REPAID during the year ended 31st March, 2002 and the BALANCES of such LOANS at the commencement and at the end of the year 2001-02-Contd.**

	Union Government	U.T. Govt. Pondicherry	STATE GOVERNMENTS							Item No.
			Andhra Pradesh	Arunachal Pradesh	Assam	Bihar	Chhattisgarh	NCT Delhi	Goa	
(In thousands of rupees)										
<b>796-Tribal Areas Sub-Plan-</b>										
Balance 1st April, 2001			1765			59	856			1
Advanced during the year										2
Repaid during the year										3
Balance 31st March, 2002	0	0	1765	0	0	59	856	0	0	4
<b>800-Other Loans-</b>										
Balance 1st April, 2001	-13581	14800	13757	991	51	87904	138448	4836	2505	5
Advanced during the year	220						11071			6
Repaid during the year	83 (A)		1597			1421	2160		2195	7
Balance 31st March, 2002	-13444	14800	12160	991	51	86483	147359	4836	310	8
<b>895-Loans to Farming Co-operatives-</b>										
Balance 1st April, 2001										9
Advanced during the year										10
Repaid during the year										11
Balance 31st March, 2002	0	0	0	0	0	0	0	0	0	12
<b>Total : Crop Husbandry</b>										
Balance 1st April, 2001	237043	33563	1304052	991	343466	2568550	141583	10234	3974	13
Advanced during the year	300915	0	0	0	50	0	11071	0	0	14
Repaid during the year	4441	3575	14007	0	0	1421	3383	7963	2197	15
Balance 31st March, 2002	533517	29988	1290045	991	343516	2567129	149271	2271	1777	16
Interest received and credited to revenue	237	15491	152	0	0		0	0	322	17

(A) Adverse balances are under investigation.

**No. 7-C-6401 - ACCOUNT of LOANS for CROP HUSBANDRY showing the amounts ADVANCED and REPAYED during the year ended 31st March, 2002 and the BALANCES of such LOANS at the commencement and at the end of the year 2001-02-Contd.**

Item No.	STATE GOVERNMENTS								Total carried over
	Gujarat	Haryana	Himachal Pradesh	Jammu and Kashmir	Jharkhand	Karnataka	Kerala	Madhya Pradesh	
1	942		153					2358	6133
2									0
3	5								5
4	937	0	153	0	0	0	0	2358	6128
5	17158	17020	68731	89398		77970	4331	751074	1275393
6			49	218				18375	29933
7	31057 (A)	1751	360	335	21	5	34	22755	63774
8	-13899	15269	68420	89281	-21	77965	4297	746694	1241552
9									0
10									0
11									0
12	0	0	0	0	0	0	0	0	0
13	500669	17067	182724	198229	-56	501551	210424	786360	7040424
14	0	0	158149	218	0	4000	0	18375	492778
15	32180	1760	448	335	21	3	230	22764 (B)	94728
16	468489	15307	340425	198112	-77	505548	210194	781971	7438474
17	4	5134	401	0	66	0	0	14934	21013

(A) Minus balance is under investigation.

(B) Includes Rs.296561 thousands yet to be apportioned between M.P. and Chhattisgarh.

**No. 7-C-5401 - ACCOUNT of LOANS for CROP HUSBANDRY showing the amounts ADVANCED and REPAID during the year ended 31st March, 2002 and the BALANCES of such LOANS at the commencement and at the end of the year 2001-02-Contd.**

	Total brought forward	STATE GOVERNMENTS						Item No.
		Maharashtra	Manipur	Meghalaya	Mizoram	Nagaland	Orissa	
(In thousands of rupees)								
<b>796-Tribal Areas Sub-Plan-</b>								
Balance 1st April, 2001	6133	17	--	--	--	--	1920	1
Advanced during the year	0	--	--	--	--	--	--	2
Repaid during the year	5	--	--	--	--	--	--	3
Balance 31st March, 2002	6128	17	0	0	0	0	1920	4
<b>800-Other Loans-</b>								
Balance 1st April, 2001	1275393	67958	10990	1949	(A) -4	2542	19572	5
Advanced during the year	29933	4189	--	--	--	--	--	6
Repaid during the year	63774	1626	--	--	--	--	--	7
Balance 31st March, 2002	1241552	70521	10990	1949	-4	2542	19572	8
<b>895-Loans to Farming Co-operatives-</b>								
Balance 1st April, 2001	0	--	--	--	--	--	--	9
Advanced during the year	0	--	--	--	--	--	--	10
Repaid during the year	0	--	--	--	--	--	--	11
Balance 31st March, 2002	0	0	0	0	0	0	0	12
<b>Total : Crop Husbandry</b>								
Balance 1st April, 2001	7040424	685355	12579	35372	(A) -4	2895	506311	13
Advanced during the year	492778	4189	0	0	0	0	0	14
Repaid during the year	94728	5079	0	0	0	0	0	15
Balance 31st March, 2002	7438474	684465	12579	35372	(A) -4	2895	506311	16
Interest received and credited to revenue	21013	2107	0	1	0	0	0	17

(A) Reasons for minus balance are under investigation.

**No. 7-C-6401 - ACCOUNT of LOANS for CROP HUSBANDRY showing the amounts ADVANCED and REPAID during the year ended 31st March, 2002 and the BALANCES of such LOANS at the commencement and at the end of the year 2001-02-Concl'd.**

(In thousands of rupees)

Item No.	STATE GOVERNMENTS								Total
	Punjab	Rajasthan	Sikkim	Tamil Nadu	Tripura	Uttar Pradesh	Uttaranchal	West Bengal	
1									8070
2									0
3									5
4	0	0	0	0	0	0	0	0	8065
5	652920	369375	1600	116008	60	146		424990	2943499
6	4570000								4604122
7	4625224	359		1496		269	22		4692770
8	597696	369016	1600	114512	60	-123	-22	424990	2854851
9									0
10									0
11									0
12	0	0	0	0	0	0	0	0	0
13	741534	661434	1600	272832	2829	3708116	-22	1685566	15356821
14	4570000	0	0	120033	0	460000	0	0	5647000
15	4625353	34268	0	1867	0	11538	23	160	4773016
16	686181	627166	1600	390998	2829	4156578	-45	1685406	16230805
17	37560	49527	0	0	0	0	0	711	110919

(A) Includes Rs.3701770 thousands yet to be apportioned between U.P. and Uttaranchal.

## No. 8-A-2402-ACCOUNT of EXPENDITURE on SOIL AND WATER CONSERVATION for the year ended 31st March, 2002

(In thousands of rupees)

	Union Government	U.T. Govt. Pondicherry	STATE GOVERNMENTS						Item No.	
			Andhra Pradesh	Arunachal Pradesh	Assam	Bihar	Chhattisgarh	NCT Delhi		Goa
001-Direction and Administration	15555	5788	188	66571	122988	4820	744		3090	1
101-Soil Survey and Testing	72554	895	37490	1581	1657	5976	7040		21	2
102-Soil Conservation	34825	5640	186226	9699	9420	15946	238639	3867	7261	3
103-Land Reclamation and Development	4773				4769					4
109-Extension and Training	3000			1179						5
191-Assistance to Local Bodies Corporation	2340									6
203-Land Reforms and Extension										7
789-Special Component Plan for Scheduled Castes										8
794-Special Central Assistance for Tribal Sub-Plan										9
796-Tribal Area Sub-Plan			2719		4419		10507			10
799-Suspense		9766								11
800-Other Expenditure	20684			19838	523					12
901-Deduct amount Transferred to 6402 Loans for Soil & Water Conservation										13
910-Amount transferred from Major Head 2705-Command Area Development										14
911-Deduct-Recoveries of Overpayments										15
<b>Total: Expenditure on Soil and Water Conservation</b>	<b>153731</b>	<b>22089</b>	<b>226623</b>	<b>98868</b>	<b>143776</b>	<b>26742</b>	<b>256930</b>	<b>3867</b>	<b>10372</b>	<b>16</b>
Charged										17
Voted	153731	22089	226623	98868	143776	26742	256930	3867	10372	18

## No. 8-A-2402-ACCOUNT of EXPENDITURE on SOIL AND WATER CONSERVATION for the year ended 31st March, 2002-Contd.

(In thousand of Rupees)

	Total brought forward	STATE GOVERNMENT						Item No.
		Maharashtra	Manipur	Meghalaya	Mizoram	Nagaland	Orissa	
001-Direction and Administration	278248	51881	30099	110218	49910	33678	71922	1
101-Soil Survey and Testing	466672	54093	5605	2636	200	7620	19830	2
102-Soil Conservation	2232611	962166	39848	8177	7616	71781	123273	3
103-Land Reclamation and Development	15978				9054	3883	2082	4
109-Extension and Training	16807			7913	1070		1663	5
191-Assistance to Local Bodies Corporation	242570							6
203-Land Reforms and Extension	0							7
789-Special Component Plan for Scheduled Castes	0							8
794-Special Central Assistance for Tribal Sub-Plan	30376							9
796-Tribal Area Sub-plan	166403						35059	10
799-Suspense	10079	1121						11
800-Other Expenditure	579177			86250	1332		66715	12
901-Deduct amount Transferred to 6402 loans for soil & water conservation	0							13
910-Amount transferred from Major Head 2705-Command Area Development	0							14
911-Deduct-Recoveries of Overpayments	-3	-61						15
<b>Total: Expenditure on Soil and Water Conservation</b>	<b>4038918</b>	<b>1069200</b>	<b>75552</b>	<b>215194</b>	<b>69182</b>	<b>116962</b>	<b>320544</b>	<b>16</b>
Charged	0	148	0	0	0	0	0	17
Voted	4038918	1069052	75552	215194	69182	116962	320544	18



## No. 8-A-2402-ACCOUNT of EXPENDITURE on SOIL AND WATER CONSERVATION for the year ended 31st March, 2002-Contd.

Item No.	STATE GOVERNMENTS								Total carried over
	Gujarat	Haryana	Himachal Pradesh	Jammu and Kashmir	Jharkhand	Karnataka	Kerala	Madhya Pradesh	
1		41388			2940		13303	873	278248
2	8458	253156	4708	2789	15872	8458	19308	26709	466672
3	430277	115954	202025	62528	56159	478587	102122	273436	2232611
4				6436					15978
5	74	100	1507		984	5790	2032	2141	16807
6						239235	995		242570
7									0
8									0
9	30376								30376
10	107748		23462			14		17534	166403
11					313				10079
12	2848	401		534792			91		579177
13									0
14									0
15							-3		-3
16	579781	410999	231702	606545	76268	732084	137848	320693	4038918
17									0
18	579781	410999	231702	606545	76268	732084	137848	320693	4038918

## No. 8-A-2402-ACCOUNT of EXPENDITURE on SOIL AND WATER CONSERVATION for the year ended 31st March, 2002-Concltd.

(In thousands of rupees)

Item No.	STATE GOVERNMENTS								Total
	Punjab	Rajasthan	Sikkim	Tamil	Tripura	Uttar Pradesh	Uttaranchal	West Bengal	
1	281581	21207	27143		42018	19860		2373	1020138
2		9729		90828		475191	140070	17876	1290350
3	15886	548826	6897	430109	19720	68944		90094	4625948
4				229914		2241773			2502684
5								3247	30700
6									242570
7		1440							1440
8				9995				3118	13113
9									30376
10				9259		1407	1513	1383	215024
11									11200
12			213						733687
13									0
14									0
15									-64
16	297467	581202	34253	770105	61738	2807175	141583	118091	10717166
17		52							200
18	297467	581150	34253	770105	61738	2807175	141583	118091	10716966

## No. 8-B-4402-ACCOUNT of CAPITAL OUTLAY on SOIL AND WATER CONSERVATION during and to the end of the year 2001-02

(In thousands of rupees)

	Expenditure	
	During the year	To end of the year
<b>UNION GOVERNMENT</b>		
102-Soil Conservation	911	111233
800-Other Expenditure	3210	37698
<b>Total: Union Government</b>	<b>4121</b>	<b>148931</b>
<b>UNION TERRITORY GOVERNMENT</b>		
<b>PONDICHERY</b>		
102-Soil Conservation	--	2127
<b>Total: Government of Pondicherry</b>	<b>0</b>	<b>2127</b>
<b>STATE GOVERNMENTS</b>		
<b>ANDHRA PRADESH</b>		
102-Soil Conservation	--	133
<b>Total: Government of Andhra Pradesh</b>	<b>0</b>	<b>133</b>
<b>ARUNACHAL PRADESH</b>		
102-Soil Conservation	--	20165
800-Other Expenditure	3850	95652
<b>Total: Government of Arunachal Pradesh</b>	<b>3850</b>	<b>115817</b>
<b>ASSAM</b>		
800-Other Expenditure	--	39071
<b>Total: Government of Assam</b>	<b>0</b>	<b>39071</b>
<b>BIHAR</b>		
102-Soil conservation	--	5662
796-Tribal Area Sub-Plan	--	1516
800-Other Expenditure	--	35805
<b>Total : Government of Bihar</b>	<b>0</b>	<b>42983</b>
<b>CHHATTISGARH</b>		
102-Soil Conservation	481	481
789-Special Component Plan for Scheduled Castes	12192	16497
796-Tribal Area Sub-Plan	10191	14636
800-Other Expenditure	31768	46289
<b>Total : Government of Chhattisgarh</b>	<b>54632</b>	<b>77903</b>
<b>NCT DELHI</b>		
101- Soil Survey and Testing	--	412
102-Soil conservation	2010	2010
<b>Total: Government of NCT Delhi</b>	<b>2010</b>	<b>2422</b>
<b>GOA</b>		
102-Soil Conservation	3808	60807
800-Other Expenditure	--	--
<b>Total: Government of Goa</b>	<b>3808</b>	<b>60807</b>

## No. 8-B-4402-ACCOUNT of CAPITAL OUTLAY on SOIL AND WATER CONSERVATION during and to the end of the year 2001-02-Contd.

(In thousands of rupees)

	Expenditure:	
	During the year	To end of the year
<b>GUJARAT</b>		
101-Soil Survey and Training		673
102-Soil Conservation	14239	580846
203-Land Reclamation and Development		278
796-Tribal Area Sub-Plan	1398	15231
800-Other Expenditure		133799
<b>Total: Government of Gujarat</b>	<b>15637</b>	<b>730827</b>
<b>HARYANA</b>		
203-Land Reclamation and Development		13664
<b>Total: Government of Haryana</b>	<b>0</b>	<b>13664</b>
<b>HIMACHAL PRADESH</b>		
102-Soil Conservation	81621	117528
800-Other expenditure	-1	-1
<b>Total: Government of Himachal Pradesh</b>	<b>81620</b>	<b>117527</b>
<b>JAMMU AND KASHMIR</b>		
001-Direction and Administration	89830	220706
102-Soil Conservation		158738
800-Other Expenditure	2986	1283819
<b>Total: Government of Jammu and Kashmir</b>	<b>92816</b>	<b>1663263</b>
<b>KERALA</b>		
101-Soil and Testing	4	3604
203-Land Reclamation and Development	1190	208539
800-Other Expenditure	27088	37679
<b>Total: Government of Kerala</b>	<b>28282</b>	<b>249822</b>
<b>MADHYA PRADESH</b>		
102-Soil Conservation		325005
203-Land Reclamation and Development		21888
789-Special Component Plan for Scheduled Castes	23650	65040
796-Tribal Area Sub-Plan	28287	342414
800-Other Expenditure	81329	642230
<b>Total: Government of Madhya Pradesh</b>	<b>133266</b>	<b>1396577</b>

(A) Includes Rs.1203270 thousands yet to be apportioned between Madhya Pradesh and Chhattisgarh.

## No. 8-B-4402-ACCOUNT of CAPITAL OUTLAY on SOIL AND WATER CONSERVATION during and to the end of the year 2001-02-Contd.

(In thousands of rupees)

	Expenditure	
	During the year	To end of the year
<b>MAHARASHTRA</b>		
101-Soil Survey and Testing	84051	1442863
102-Soil Conservation	393388	11095588
203-Land Reclamation and Development		526
796-Tribal Area Sub Plan	48757	1150846
800-Other Expenditure		3301
901-Deduct-receipts and recoveries on Capital Account	-28454	-28454
<b>Total: Government of Maharashtra</b>	<b>497742</b>	<b>13664670</b>
<b>MANIPUR</b>		
102-Soil Conservation		15476
800-Other Expenditure		168625
<b>Total: Government of Manipur</b>	<b>0</b>	<b>184101</b>
<b>MIZORAM</b>		
203-Land Reclamation and development	10203	10703
800-Other Expenses		800
<b>Total : Government of Mizoram</b>	<b>10203</b>	<b>11503</b>
<b>NAGALAND</b>		
800-Other Expenditure	1600	6456
<b>Total: Government of Nagaland</b>	<b>1600</b>	<b>6456</b>
<b>ORISSA</b>		
190-Investment in Public Sector and Other Undertakings		36268
796-Tribal Area Sub-Plan		4241
800-Other Expenditure	-40	-40
<b>Total: Government of Orissa</b>	<b>-40</b>	<b>40469</b>
<b>PUNJAB</b>		
203-Land Reclamation and Development		8033
800-Other Expenditure		1033
<b>Total: Government of Punjab</b>	<b>0</b>	<b>9066</b>
<b>RAJASTHAN</b>		
102-Soil Conservation	86134	1272934
<b>Total Government of Rajasthan</b>	<b>86134</b>	<b>1272934</b>
<b>TAMIL NADU</b>		
102-Soil Conservation	3190	242761
800-Other Expenditure	2659	66348
<b>Total: Government of Tamil Nadu</b>	<b>5849</b>	<b>309109</b>

(A) Scheme-wise details called for from the department.

**No. 8-B-4402-ACCOUNT of CAPITAL OUTLAY on SOIL AND WATER CONSERVATION during and to the end of the year 2001-02-Concl.**

	(In thousands of rupees)	
	During the year	To end of the year
<b>TRIPURA</b>		
800-Other Expenditure	31941	31941
<b>Total: Government of Tripura</b>	<b>31941</b>	<b>31941</b>
<b>UTTAR PRADESH</b>		
101-Soil Survey and Testing		-1287
102-Soil Conservation		32920
800-Other Expenditure		-75275
<b>Total: Government of Uttar Pradesh</b>	<b>0</b>	<b>(A) -43642</b>
<b>UTTARANCHAL</b>		
101-Soil Survey and Testing		--
102-Soil Conservation		--
800-Other Expenditure		--
<b>Total: Government of Uttaranchal</b>	<b>0</b>	<b>0</b>
<b>WEST BENGAL</b>		
101-Soil Survey and Testing		1974
800-Other Expenditure		4591
<b>Total: Government of West Bengal</b>	<b>0</b>	<b>6565</b>
<b>Total: Capital Outlay on Soil and Water Conservation</b>	<b>1053471</b>	<b>20155046</b>

(A) Includes Rs. (-) 43642 thousands yet to be apportioned between Uttar Pradesh and Uttaranchal.

**No. 8-C-6402-ACCOUNT of LOANS for SOIL AND WATER CONSERVATION showing the amounts ADVANCED and REPAID during the year ended 31st March, 2002 and the BALANCES of such LOANS at the commencement and at the end of the year 2001-02**

(In thousands of rupees)

	Union Government	U.T. Govt. Pondicherry	STATE GOVERNMENTS							Item No.	
			Andhra Pradesh	Arunachal Pradesh	Assam	Bihar	Chhattisgarh	NCT Delhi	Goa		
<b>101-Soil Survey and Testing-</b>											
Balance 1st April, 2001										1	
Advanced during the year										2	
Repaid during the year								10 (B)		3	
Balance 31st March, 2002	0	0	0	0	0	0	0	-10	0	4	
<b>102-Soil Conservation-</b>											
Balance 1st April, 2001	-4139	3428	24626				13718	13901		5	
Advanced during the year										6	
Repaid during the year	398 (A)	3428						25		7	
Balance 31st March, 2002	-4537	0	24626	0	0	0	13718	13876	0	8	
<b>203-Land Reclamation and Development-</b>											
Balance 1st April, 2001			24472							9	
Advanced during the year										10	
Repaid during the year			7229					30 (B)		11	
Balance 31st March, 2002	0	0	17243	0	0	0	0	-30	0	12	
<b>796-Tribal Area Sub-plan-</b>											
Balance 1st April, 2001							11776	34658		13	
Advanced during the year										14	
Repaid during the year										15	
Balance 31st March, 2002	0	0	0	0	0	0	11776	34658	0	16	
<b>800-Other Loans-</b>											
Balance 1st April, 2001	13663			112	11989			33346		470	17
Advanced during the year											18
Repaid during the year	240							252			19
Balance 31st March, 2002	13423	0	0	112	11989	0	0	33094	0	470	20
<b>Total :</b>											
Balance 1st April, 2001	9524	3428	49098	112	11989		(C) 25494	81905	0	470	21
Advanced during the year	0	0	0	0	0	0	0	0	0	0	22
Repaid during the year	638	3428	7229	0	0	0	0	317	0	0	23
Balance 31st March, 2002	8886	0	41869	112	11989	25494	81588	0	470	24	
Interest received and credited to revenue											25

(A) Adverse Balances are under investigation.

(B) Minus balances are under reconciliation.

(C) Rs. 25494 thousands are yet to be apportioned between Bihar and Jharkhand.

**No. 8-C-6402-ACCOUNT of LOANS for SOIL AND WATER CONSERVATION showing the amounts ADVANCED and  
REPAID during the year ended 31st March, 2002 and the BALANCES of such loans at the  
commencement and at the end of the year 2001-02-Contd.**

Item No.	STATE GOVERNMENTS								Total carried over
	Gujarat	Haryana	Himachal Pradesh	Jammu and Kashmir	Jharkhand	Karnataka	Kerala	Madhya Pradesh	
1									0
2									0
3									10
4	0	0	0	0	0	0	0	0	-10
5	284363		12349	514		1018123	20273	37379	1424535
6	6694					72027			78721
7			1591			1561	51	777	7831
8	291057	0	10758	514	0	1088589	20222	36602	1495425
9	21306								45778
10									0
11									7259
12	21306	0	0	0	0	0	0	0	38519
13	62878		7291					95535	212138
14									0
15			8						8
16	62878	0	7283	0	0	0	0	95535	212130
17	-18						2382	92770	154714
18									0
19								3700	4192
20	-18	0	0	0	0	0	2382	89070	150522
21	368529	0	19640	514	0	1018123	22655	225684	1837165
22	6694	0	0	0	0	72027	0	0	78721
23	0	0	1599	0	0	1561	51	4477	19300
24	375223	0	18041	514	0	1088589	22604	221207	1896586
25			2236						2236

\* Minus balances are under investigation.

Loand and Advances

**No. 8-C-6402-ACCOUNT of LOANS for SOIL AND WATER CONSERVATION showing the amounts ADVANCED and REPAID during the year ended 31st March, 2002 and the BALANCES of such LOANS at the commencement and at the end of the year 2001-02-Contd.**

	Total brought forward	STATE GOVERNMENTS						Item No.
		Maharashtra	Manipur	Meghalaya	Mizoram	Nagaland	Orissa	
(In thousands of rupees)								
<b>101-Soil Survey and Testing-</b>								
Balance 1st April, 2001	0							1
Advanced during the year	0							2
Repaid during the year	10							3
Balance 31st March, 2002	-10	0	0	0	0	0	0	4
<b>102-Soil Conservation-</b>								
Balance 1st April, 2001	1424535	259955						5
Advanced during the year	78721							6
Repaid during the year	7831	1718						7
Balance 31st March, 2002	1495425	258237	0	0	0	0	0	8
<b>203-Land Reclamation and Development-</b>								
Balance 1st April, 2001	45778							9
Advanced during the year	0							10
Repaid during the year	7259							11
Balance 31st March, 2002	38519	0	0	0	0	0	0	12
<b>796-Tribal Area Sub-plan-</b>								
Balance 1st April, 2001	212138							13
Advanced during the year	0							14
Repaid during the year	8							15
Balance 31st March, 2002	212130	0	0	0	0	0	0	16
<b>800-Other Loans-</b>								
Balance 1st April, 2001	154714							17
Advanced during the year	0							18
Repaid during the year	4192							19
Balance 31st March, 2002	150522	0	0	0	0	0	0	20
<b>Total :</b>								
Balance 1st April, 2001	1837165	259955	0	0	0	0	0	21
Advanced during the year	78721	0	0	0	0	0	0	22
Repaid during the year	19300	1718	0	0	0	0	0	23
Balance 31st March, 2002	1896586	258237	0	0	0	0	0	24
Interest received and credited to revenue	2236							25



**No. 8-C-6402-ACCOUNT of LOANS for SOIL AND WATER CONSERVATION showing the amounts ADVANCED and REPAID during the year ended 31st March, 2002 and the BALANCES of such loans at the commencement and at the end of the year 2001-02-Concid.**

Item No.	STATE GOVERNMENTS								Total
	Punjab	Rajasthan	Sikkim	Tamil Nadu	Tripura	Uttar Pradesh	Uttaranchal	West Bengal	
1									0
2									0
3									10
4	0	0	0	0	0	0	0	0	-10
5	36864	4660		608317		40942	-10		2375263
6									78721
7	9015	216		5690			30		24500
8	27849	4444	0	602627	0	40942	-40	0	2429484
9									45778
10									0
11									7259
12	0	0	0	0	0	0	0	0	38519
13									212138
14									0
15									8
16	0	0	0	0	0	0	0	0	212130
17	2697932			29118					2881764
18									0
19				380					4572
20	2697932	0	0	28738	0	0	0	0	2877192
21	2734796	4660	0	637435	0	40942	-10	0	5514943
22	0	0	0	0	0	0	0	0	78721
23	9015	216	0	6070	0	0	30	0	36349
24	2725781	4444	0	631365	0	40942	-40	0	5557315
25	4515								6751

(A) Rs. 40942 thousands are pending yet to be apportioned between U.P. and Uttaranchal.

## No.9-0403-ACCOUNT of RECEIPTS from ANIMAL HUSBANDARY for the year ended 31st March, 2002

	Union Government	U.T. Govt. Pondicherry	STATE GOVERNMENTS							Item No.	
			Andhra Pradesh	Arunachal Pradesh	Assam	Bihar	Chhattisgarh	NCT Delhi	Goa		
101-Service and Service tees										1	
102-Receipt from Cattle and Buffalo development	16817	50		2234			1128	1618		3522	2
103-Receipt from Poultry development	26750	782	6	2128			141	1864	3	1490	3
104-Receipts from Sheep and Wool development	3415	89	413	34				75			4
105-Receipts from Piggery development			1338	1060				223		77	5
106-Receipts from Fodder and Feeds development	14516	124	150	56				3			6
107-Receipts from fodder and feeds department											7
108-Receipts from Other Livestock development	2937		611	3				3			8
109-Extension and Training											9
110-Grants from Indian Council of Agricultural Research											10
111-Meat Processing											11
113-Administrative Investigation/ and Statics											12
195-Assistance to Animal Husbandary Co-operatives											13
501-Services and Service Fees			25				34		900	1550	14
796-Tribal Area Sub-plan											15
797-Transfers to/from Reserve Fund and Deposit Accounts											16
798-International Co-operation											17
800-Other Receipts	26960	392	4833	59	4513	2166	5293	4857		845	18
900-Deduct Refunds	-132						-45				19
<b>Total: Receipts from Animal Husbandary</b>	<b>91263</b>	<b>1437</b>	<b>7376</b>	<b>5684</b>	<b>4513</b>	<b>3469</b>	<b>9034</b>	<b>5760</b>	<b>7484</b>	<b>20</b>	

## No.9-0403-ACCOUNT of RECEIPTS from ANIMAL HUSBANDARY for the year ended 31st March, 2002-Contd.

Item No.	STATE GOVERNMENTS								Total carried over
	Gujarat	Haryana	Himachal Pradesh	Jammu and Kashmir	Jharkhand	Karnataka	Kerala	Madhya Pradesh	
1	2443								2443
2	3333		7401	5509		5502	34440	5319	86923
3	3582	704	1979	5824	255	4450	7739	1598	59295
4	342	2261	1150	7218		92		65	15154
5		565			56	475	1488	68	5370
6			35	32				484	15440
7									0
8			13			906	30	219	4722
9	2764								2764
10							4		4
11									0
12									0
13									0
14			1255		33	14538	1361	118	19814
15									0
16									0
17									0
18	15863	10078	1066	9120	266	5272	5227	6472	103282
19		-16				-290		-4	-487
20	28327	13592	12899	27703	610	30945	50289	14339	314724

## COMBINED FINANCE AND REVENUE ACCOUNTS OF THE UNION AND STATE GOVERNMENTS IN INDIA FOR THE YEAR 2001-02

## No.9-0403-ACCOUNT of RECEIPTS from ANIMAL HUSBANDRY for the year ended 31st March, 2002-Contd.

	Total brought forward	STATE GOVERNMENTS						Item No.
		Maharashtra	Manipur	Meghalaya	Mizoram	Nagaland	Orissa	
101-Service and Service fees	2443							1
102-Receipt from Cattle and Buffalo development	86923	12496		948	395	151	3018	2
103-Receipt from Poultry development	59295	10907		1991	1140	445	698	3
104-Receipts from Sheep and Wool development	15154	115		1			88	4
105-Receipts from Piggery development	5370			398	802		127	5
106-Receipts from Fodder and Feeds development	15440	1		4	714		1789	6
107-Receipts from fodder and feeds department	0	169			312			7
108-Receipts from Other Livestock development	4722	4					87	8
109-Extension and Training	2764							9
110-Grants from Indian Council of Agricultural Research	4	41685						10
111-Meat Processing	0							11
113-Administrative Investigation/ and Statics	0							12
195-Assistance to Animal Husbandary Co-operatives	0							13
501-Services and Service Fees	19814	39955					550	14
796-Tribal Area Sub-plan	0							15
797-Transfers to/from Reserve Fund and Deposit Accounts	0							16
798-International Co-operation	0							17
800-Other Receipts	103282		739	7047	686	1596	10007	18
900-Deduct Refunds	-487	-25						19
<b>Total: Receipts from Animal Husbandary</b>	<b>314724</b>	<b>105307</b>	<b>739</b>	<b>10389</b>	<b>4049</b>	<b>2192</b>	<b>16364</b>	<b>20</b>

## No.9-0403-ACCOUNT of RECEIPTS from ANIMAL HUSBANDARY for the year ended 31st March, 2002-Concl'd.

Item No.	(In thousands of rupees)								Total
	Punjab	Rajasthan	Sikkim	STATE GOVERNMENTS			Uttaranchal	West Bengal	
				Tamil Nadu	Tripura	Uttar Pradesh			
1									2443
2	17979	1154	157	12234				4349	139804
3	2421	176	60	1577			9182	19437	107329
4	170	2052	133	964				261	18938
5	1428	343	22	365				2741	11596
6	518	95		355				1038	19954
7									481
8	27	202							5042
9								193	2957
10				1462				1583	44734
11									0
12									0
13									0
14	5951	3085						9213	78568
15									0
16									0
17									0
18	7534		1980	46442	9171	81338	1012	14357	285191
19	-13								-525
20	36015	7107	2352	63399	9171	81338	10194	53172	716512

## No. 9-A-2403-ACCOUNT of EXPENDITURE on ANIMAL HUSBANDRY for the year ended 31st March, 2002

(In thousands of rupees)

	Union Government	U.T. Govt. Pondicherry	STATE GOVERNMENTS							Item No.
			Andhra Pradesh	Arunachal Pradesh	Assam	Bihar	Chhattisgarh	NCT Delhi	Goa	
001-Direction and Administration	13051	7270	1340739	27227	78765	57592	28984	14944	8943	1
101-Veterinary Services and Animal Health	157705	25458	114998	59398	245764	234656	220897	44520	15042	2
102-Cattle and Buffalo Development	586069	18330	14418	34661	151221	169724	120926	653	37739	3
103-Poultry Development	109570	4415		8087	44344	11444	20157	3438	3972	4
104-Sheep and Wool Development	38881	459	6324	3789	3010	270	6021			5
105-Piggery Development	6134	144	1364	4377	7904	369	2060		1191	6
106-Other Live Stock Development	1952	58		798	2112	8605		823		7
107-Fodder and Feed Development	67025	813	602	6439	13069	3028	2310		2820	8
108-Insurance of Live Stock and Poultry										9
109-Extension and Training	685	6		4576	16415	1040	32424		2807	10
111-Meat Processing	10180						5536			11
113-Administrative Investigation and Statistics	2987	1764	1774		5122	22902		788	1640	12
190-Assistance to Public Sector and Other undertakings										13
191-Assistance to Local Bodies, Corporations etc.	3180									14
195-Assistance to Animal Husbandry Cooperatives										15
789-Special Component Plan for Scheduled Castes			437				13459			16
793-Special Central Assistance for Scheduled Caste Component plan										17
794-Special Central Assistance for tribal sub-plan										18
795-Assistance to Local Bodies etc.										19
796-Tribal Area Sub-plan	3031		135		14026					20
798-International Co-operation	3903						33742			21
800-Other Expenditure	4057	55748		10450	56108		48500	2800	175	22
910-Amount Transferred from Major Head "2705-Command Area Development"										23
911-Deduct-Recoveries of Overpayments										24
<b>Total: Expenditure on Animal Husbandry</b>	<b>1008410</b>	<b>114458</b>	<b>1480521</b>	<b>159802</b>	<b>637860</b>	<b>509630</b>	<b>535016</b>	<b>67966</b>	<b>74329</b>	<b>25</b>
Charged										26
Voted	1008410	114458	1480521	159802	637860	509630	535016	67966	74329	27

## No. 9-A-2403-ACCOUNT of EXPENDITURE on ANIMAL HUSBANDRY for the year ended 31st March, 2002-Contd.

(In thousands of rupees)

Item No.	STATE GOVERNMENTS								Total carried over
	Gujarat	Haryana	Himachal Pradesh	Jammu and Kashmir	Jharkhand	Karnataka	Kerala	Madhya Pradesh	
1	42646	16549	25424	124273	30238	71153	39761	83299	2010858
2	217020	450695	387297	165422	122053	38685	382338	645395	3527343
3	190911	278985	34511	206288	85816	30597	195776	372917	2529542
4	41634	10249	13808	69537	5049	16972	42587	26642	431905
5	45594	21545	14505	403981	3441	23627	5139	12061	588647
6	--	4166	--	--	11122	3896	4908	--	47635
7	5580	2387	2876	--	622	--	--	--	25813
8	5046	29591	3187	11853	3373	3352	1975	965	155448
9	--	--	--	--	--	--	--	--	0
10	--	558	50	2327	1129	4454	4665	47924	119060
11	5525	--	--	--	--	--	--	--	21241
12	13301	6873	2790	--	9508	13362	10607	15551	108969
13	--	--	--	--	--	--	24300	--	24300
14	--	--	--	--	--	940562	46439	--	990181
15	--	--	--	--	--	1000	--	--	1000
16	--	--	--	--	--	--	--	44729	58625
17	--	--	--	--	--	--	--	5000	5000
18	22184	--	--	--	--	--	--	--	22184
19	--	--	--	--	--	--	--	--	0
20	63327	--	63614	--	12250	80	--	47971	204164
21	--	--	--	--	--	--	--	--	37645
22	1984	81241	--	17337	--	55299	10536	49463	393698
23	--	--	--	--	--	--	--	--	0
24	--	--	--	--	--	--	-857	--	-864
25	654752	902839	548062	1001018	284601	1203039	768174	1351917	11302394
26	--	158	49	--	--	--	--	--	207
27	654752	902681	548013	1001018	284601	1203039	768174	1351917	11302187

## No. 9-A-2403-ACCOUNT of EXPENDITURE on ANIMAL HUSBANDRY for the year ended 31st March, 2002-Contd.

(In thousands of rupees)

	Total brought forward	STATE GOVERNMENTS						Item No.
		Maharashtra	Manipur	Meghalaya	Mizoram	Nagaland	Orissa	
001-Direction and Administration	2010858	265587	43578	28747	24354	50786	50209	1
101-Veterinary Services and Animal Health	3527343	1058399	93542	61429	50890	55780	417924	2
102-Cattle and Buffalo Development	2529542	374767	55975	40502	12526	32316	192187	3
103-Poultry Development	431905	39203	3788	26457	10601	7794	25201	4
104-Sheep and Wool Development	588647	26585	59	1533	-	4103	2253	5
105-Piggery Development	47635	-	660	25309	22784	23445	848	6
106-Other Live Stock Development	25813	-	1343	-	1756	-	580	7
107-Fodder and Feed Development	155448	22	2008	9194	21305	5205	21942	8
108-Insurance of Live Stock and Poultry	0	-	-	-	-	-	-	9
109-Extension and Training	119060	175634	4588	-	2563	-	2125	10
111-Meat Processing	21241	-	-	-	-	-	-	11
113-Administrative Investigation and Statistics	108969	8897	-	6318	4136	1933	7999	12
190-Assistance to Public Sector and Other undertakings	24300	-	-	-	-	-	-	13
191-Assistance to Local Bodies, Corporations etc.	990181	-	-	-	-	-	-	14
195-Assistance to Animal Husbandry Cooperatives	1000	-	-	-	-	-	-	15
789-Special Component Plan for Scheduled Castes	58625	-	-	-	-	-	-	16
793-Special Central Assistance for Scheduled Caste Component plan	5000	-	-	-	-	-	-	17
794-Special Central Assistance for tribal sub-plan	22184	-	-	-	-	-	-	18
795-Assistance to Local Bodies etc.	0	-	-	-	-	-	-	19
796-Tribal Area Sub-plan	204164	62984	-	-	-	-	9187	20
798-International Co-operation	37645	-	-	-	-	-	-	21
800-Other Expenditure	393698	2549	-	7861	3995	122	3680	22
910-Amount Transferred from Major Head "2705-Command Area Development"	0	-	-	-	-	-	-	23
911-Deduct-Recoveries of Overpayments	-864	-	-	-	-	-	-	24
<b>Total: Expenditure on Animal Husbandry</b>	<b>11302394</b>	<b>2014627</b>	<b>205541</b>	<b>207350</b>	<b>154910</b>	<b>181484</b>	<b>734135</b>	<b>25</b>
Charged	207	73	-	-	-	-	-	26
Voted	11302187	2014554	205541	207350	154910	181484	734135	27



## No. 9-A-2403-ACCOUNT of EXPENDITURE on ANIMAL HUSBANDRY for the year ended 31st March, 2002-Concd.

(In thousands of rupees)

Item No.	STATE GOVERNMENTS								Total
	Punjab	Rajasthan	Sikkim	Tamil Nadu	Tripura	Uttar Pradesh	Uttaranchal	West Bengal	
1	915371	80004	8161	135759	81422	1146083	191583	80043	5112545
2	20945	708031	25442	759736	49632	10931	6923	254646	7101593
3	6296	55167	22735	185955	26462	24875	1404	392076	3952785
4	-	7263	3102	16675	11885	211	2390	69201	655676
5	-	77246	1129	22478	504	788	967	6376	732668
6	-	1811	3264	2497	3242	316	-	12580	144391
7	3991	3419	2127	603	4474	29459	14974	12425	100964
8	-	1175	7041	4405	5349	190	-	96578	329862
9	-	-	-	-	-	-	-	-	0
10	-	6334	1908	572	1104	110	-	6367	320365
11	-	-	-	-	-	-	-	-	21241
12	5308	9204	1090	14690	4135	2302	-	6599	181580
13	-	-	-	-	-	-	-	1546	25846
14	-	-	-	-	-	-	-	-	990181
15	-	-	-	-	-	-	-	-	1000
16	2103	-	-	4820	-	-	-	75908	141456
17	-	-	-	-	-	-	-	-	5000
18	-	-	-	-	-	-	-	-	22184
19	-	-	-	-	-	-	-	-	0
20	-	68800	-	-	-	-	1165	20044	366344
21	-	-	-	-	-	-	-	-	37645
22	-	-	5330	-11	-	70	-	201267	618561
23	-	-	-	-	-	-	-	-	0
24	-	-	-	-	-	-	-	-	-864
25	964014	1018454	81329	1148179	188209	1215336	219406	1235656	20861023
26	-	63	-	-	-	-	-	-	343
27	954014	1018391	81329	1148179	188209	1215335	219406	1235656	20860680

## No. 9-B-4403-ACCOUNT of CAPITAL OUTLAY on ANIMAL HUSBANDRY during and to the end of the year 2001-02

	(In thousands of rupees)	
	During the year	To end of the year
<b>UNION GOVERNMENT</b>		
101-Veterinary Services and Animal Health	4673	28391
102-Cattle and Buffalo Development	—	303917
103-Poultry Development	—	3419
796-Tribal Area Sub-Plan	1496	12291
800-Other Expenditure	12685	154326
901-Deduct-receipts and recoveries of Capital Accounts	—	-2442
<b>Total: Union Government</b>	<b>18854</b>	<b>499902</b>
<b>UNION TERRITORY GOVERNMENT</b>		
<b>PONDICHERY</b>		
001-Direction and Administration	—	—
101-Veterinary Services and Animal Health	—	269
103-Poultry Development	—	276
105-Piggery Development	—	27
<b>Total: Government of Pondicherry</b>	<b>0</b>	<b>572</b>
<b>STATE GOVERNMENTS</b>		
<b>ANDHRA PRADESH</b>		
101-Veterinary Services and Animal Health	2250	22580
102-Cattle and Buffalo Development	—	26925
103-Poultry Development	15000	161637
104-Sheep and Wool Development	—	1529
106-Other Live Stock Development	—	69
107-Fodder and Feed Development	—	648
190-Investment in Public Sector and Other Undertakings	—	53
800-Other Expenditure	—	516
<b>Total: Government of Andhra Pradesh</b>	<b>17250</b>	<b>213957</b>
<b>ARUNACHAL PRADESH</b>		
800-Other Expenditure	3635	91074
<b>Total: Government of Arunachal Pradesh</b>	<b>3635</b>	<b>91074</b>
<b>ASSAM</b>		
101-Veterinary Services and Animal Health	—	7547
102-Cattle and Buffalo Development	—	1896
103-Poultry Development	—	603
190-Investment in Public Sector and other Undertakings	—	549
796-Tribal Area Sub-Plan	—	329
800-Other Expenditure	—	750
<b>Total: Government of Assam</b>	<b>0</b>	<b>11674</b>

## COMBINED FINANCE AND REVENUE ACCOUNTS OF THE UNION AND STATE GOVERNMENTS IN INDIA FOR THE YEAR 2001-02

## No. 9-B-4403-ACCOUNT of CAPITAL OUTLAY on ANIMAL HUSBANDRY during and to the end of the year 2001-02-Contd.:

(In thousands of rupees)

	Expenditure	
	During the year	To end of the year
<b>BIHAR</b>		
101-Veterinary Services and Animal Health-Construction of Buildings for Hospitals	-	5070
102-Cattle and Buffalo Development	-	3876
104-Sheep and Wool Development	-	26
106-Other Live Stock Development	-	1318
109-Extension and Training	-	8442
796-Tribal Area Sub-plan	-	18
800-Other Expenditure	-	131
<b>Total: Government of Bihar</b>	<b>0</b>	<b>18881</b>
<b>CHHATTISGARH</b>		
101-Veterinary Services and Animal Health	68	118
102-Cattle and Buffalo Development	-	-
103-Poultry Development	-	-
796-Tribal Area Sub-plan	-	-
800-Other Expenditure	151	1025
<b>Total : Government of Chhattisgarh</b>	<b>219</b>	<b>1143</b>
<b>NCT DELHI</b>		
101-Veterinary Services and Animal Health	8126	68711
102-Cattle and Buffalo Development	-	2247
103-Poultry Development	-	2635
191-Poultry Co-operatives	-	5
800-Other Expenditure	2648	33210
<b>Total: Government of NCT Delhi</b>	<b>10774</b>	<b>106808</b>
<b>GOA</b>		
001-Direction and Administration	-	2829
102-Cattle and Buffalo Development	954	39597
103-Poultry Development	-	2234
109-Extension and Training	-	956
190-Investment in Public Sector and other undertakings	-	2500
800-Other Expenditure	-	3372
<b>Total: Government of Goa</b>	<b>954</b>	<b>51488</b>
<b>GUJARAT</b>		
101-Veterinary Services and Animal Health	21	36642
102-Cattle and Buffalo Development	-	18160
103-Poultry Development	-	12197
104-Sheep and Wool Development	-	42656
106-Other Live Stock Development	36	6676
107-Fodder and Feed Development	-	673
191-Poultry Co-operatives	-	3600
796-Tribal Area Sub-plan	454	13487
800-Other Expenditure	-	8749
<b>Total: Government of Gujarat</b>	<b>511</b>	<b>142840</b>

## No. 9-B-4403-ACCOUNT of CAPITAL OUTLAY on ANIMAL HUSBANDRY during and to the end of the year 2001-02-Contd.

(In thousands of rupees)

	Expenditure	
	During the year	To end of the year
<b>HARYANA</b>		
102-Cattle and Buffalo Development	-	7316
195-Poultry Co-operatives	-26	114
<b>Total: Government of Haryana</b>	<b>-26</b>	<b>7430</b>
<b>JHARKHAND</b>		
102-Cattle and Buffalo Development	-	--
195-Poultry Co-operatives	-	--
<b>Total: Government of Jharkhand</b>	<b>0</b>	<b>0</b>
<b>HIMACHAL PRADESH</b>		
101-Veterinary Services and Animal Health	6414	79568
102-Cattle and Buffalo Development	-	2146
104-Sheep and Wool Development	-	4670
190-Investments in Public Sector and Other Undertakings	-	152
796-Tribal Area Sub-plan	9850	52327
800-Other Expenditure	-	143
<b>Total: Government of Himachal Pradesh</b>	<b>16264</b>	<b>139006</b>
<b>JAMMU AND KASHMIR</b>		
101-Veterinary Services and Animal Health	3948	266387
102-Cattle and Buffalo Development	1729	12033
103-Poultry Development	242	7960
104-Sheep and wool development	7147	141581
800-Other Expenditure	9006	78526
<b>Total: Government of Jammu &amp; Kashmir</b>	<b>22072</b>	<b>506487</b>
<b>KARNATAKA</b>		
101-Veterinary Services and Animal Health	-	12900
102-Cattle and Buffalo Development	-	11939
103-Poultry Development	-	19054
104-Sheep and wool development.	-	3715
105-Piggary Development	-	347
190-Investment in Public sector and other undertakings	-	4000
800-Other Expenditure	-	1247
<b>Total: Government of Karnataka</b>	<b>0</b>	<b>53202</b>
<b>KERALA</b>		
101-Veterinary Services and Animal Health	2519	87013
102-Cattle and Buffalo Development	520	27390
103-Poultry Development	354	24325
104-Sheep and Wool Development	-	4083
105-Piggary Development	-	6841
107-Fodder and Feed Development	-	184
109-Extension and Training	-	8671
190-Investments in Public Sector and Other Undertakings	-	227189
195-Investment in Co-operatives	-	980
800-Other Expenditure	-	370
<b>Total: Government of Kerala</b>	<b>3393</b>	<b>387046</b>

## COMBINED FINANCE AND REVENUE ACCOUNTS OF THE UNION AND STATE GOVERNMENTS IN INDIA FOR THE YEAR 2001-02

## No. 9-B-4403-ACCOUNT of CAPITAL OUTLAY on ANIMAL HUSBANDRY during and to the end of the year 2001-02-Contd.

(In thousands of rupees)

	Expenditure	
	During the year	To end of the year
<b>MADHYA PRADESH</b>		
101-Veterinary Services and Animal Health	14164	57763
102-Cattle and Buffalo Development		12279
103-Poultry Development		9460
104-Sheep and wool development		1039
105-Piggery Development		48
190-Investment in public sector and other undertakings	5000	9600
796-Tribal Area Sub-plan		25896
800-Other Expenditure		11
<b>Total: Government of Madhya Pradesh</b>	<b>19164</b>	<b>116096</b>
<b>MAHARASHTRA</b>		
101-Veterinary Services and Animal Health	1300	120385
102-Cattle and Buffalo Development	867	128808
103-Poultry Development	372	35800
104-Sheep and Wool Development		1297
105-Piggery Development		11590
111-Meat Processing		900
190-Investments in Public Sector and Other Undertakings	3600	81498
195-Assistance to Animal Husbandry Co-operatives		180503
796-Tribal Area Sub-plan	2312	38221
800-Other Expenditure		51800
901-Deduct-Receipts and Recoveries on Capital Accounts		-1244
<b>Total: Government of Maharashtra</b>	<b>8451</b>	<b>649358</b>
<b>MANIPUR</b>		
800-Other Expenditure	138	82580
<b>Total: Government of Manipur</b>	<b>138</b>	<b>82580</b>
<b>MEGHALAYA</b>		
190-Investments in Public Sector and Other Undertakings		--
800-Other Expenditure		2085
<b>Total: Government of Meghalaya</b>	<b>0</b>	<b>2085</b>
<b>MIZORAM</b>		
001-Direction and Administration	1750	7180
101-Veterinary Services and Animal Health	800	9880
103-Poultry Development	500	1130
105-Piggey Development	9646	20487
106-Other live stock development	100	200
107- Fodder and Feed Development	5533	12553
109-Extension and Training	484	4771
800-Other Expenditure	750	9268
<b>Total: Government of Mizoram</b>	<b>19563</b>	<b>65469</b>

\*Includes Rs. 96943 thousands yet to be apportioned between M.P. and Chhattisgarh.

## No. 9-B-4403-ACCOUNT of CAPITAL OUTLAY on ANIMAL HUSBANDRY during and to the end of the year 2001-02-Contd.

(In thousands of rupees)

	Expenditure	
	During the year	To end of the year
<b>NAGALAND</b>		
001-Direction and Administration		23406
101-Veterinary service and Animal Health		11865
102-Cattle and Buffalo Development		3813
103-Poultry Development		1232
105-Piggy Development		2365
107-Fodder and Feed Development		559
109-Extension and training		811
800-Other Expenditure		17114
<b>Total : Government of Nagaland</b>	<b>0</b>	<b>61165</b>
<b>ORISSA</b>		
101-Veterinary Services and Animal Health		11428
102-Cattle and Buffalo Development		2914
103-Poultry Development		708
104-Sheep and Wool Development		86
109-Extension and Training		881
796-Tribal Area Sub-plan		4130
800-Other Expenditure		7053
<b>Total: Government of Orissa</b>	<b>0</b>	<b>27200</b>
<b>PUNJAB</b>		
101-Veterinary Services and Animal Health	9	25250
102-Cattle and Buffalo Development		12753
103-Poultry Development		30831
104-Sheep and Wool Development		1107
105-Piggery Development		1619
106-Other Live Stock Development		1860
107-Fodder and Feed Development		5457
109-Extension and Training		1008
191-Animal Husbandry Co-operatives		198
800-Other Expenditure		34355
<b>Total: Government of Punjab</b>	<b>9</b>	<b>114438</b>
<b>RAJASTHAN</b>		
101-Veterinary Services and Animal Health		31608
102-Cattle and Buffalo Development		12593
103-Poultry Development		8289
104-Sheep and Wool Development		5039
105-Piggery Development		651
800-Other Expenditure		205

## COMBINED FINANCE AND REVENUE ACCOUNTS OF THE UNION AND STATE GOVERNMENTS IN INDIA FOR THE YEAR 2001-02

## No. 9-B-4403-ACCOUNT of CAPITAL OUTLAY on ANIMAL HUSBANDRY during and to the end of the year 2001-02-Contd.

	(In thousands of rupees)	
	Expenditure	
	During the year	To end of the year
<b>RAJASTHAN</b>		
106-Other live stock Development		1182
107-Fodder and Feed Development		2041
109-Extension and Training		3528
796-Tribal Area sub-plan		3220
<b>Total: Government of Rajasthan</b>	<b>0</b>	<b>68356</b>
<b>SIKKIM</b>		
101-Veterinary Services and Animal Health	800	52581
190-Investment in Public Sector and Other Undertakings		5700
800-Other Expenditure		3126
<b>Total: Government of Sikkim</b>	<b>800</b>	<b>61407</b>
<b>TAMIL NADU</b>		
101-Veterinary Services and Animal Health		14535
102-Cattle and Buffalo Development		55922
103-Poultry Development		5761
104-Sheep and Wool Development		36846
105-Piggery Development		83
107-Fodder and Feed Development		193
111-Meat Processing		
190-Investment in Public Sector and other undertakings		17030
800-Other Expenditure		38605
<b>Total: Government of Tamil Nadu</b>	<b>0</b>	<b>168975</b>
<b>TRIPURA</b>		
101-Veterinary Services and Animal Health	7020	7020
102-Cattle and Buffalo Development	1126	1126
103-Poultry Development	3131	17859
105-Piggery Development	8135	8344
106-Other Live Stock Development		275
107-Fodder and Feed Development	3280	3280
800-Other Expenditure		2437
<b>Total: Government of Tripura</b>	<b>22692</b>	<b>40341</b>
<b>UTTAR PRADESH</b>		
001-Direction and Administration	44761	1261
101-Veterinary Services and Animal Health		566854
102-Cattle and Buffalo Development		111590
103-Poultry Development		91258
104-Sheep and Wool Development		17832
105-Piggery Development		6158
106-Other Livestock Development		4658

## COMBINED FINANCE AND REVENUE ACCOUNTS OF THE UNION AND STATE GOVERNMENTS IN INDIA FOR THE YEAR 2001-02

## No. 9-B-4403-ACCOUNT of CAPITAL OUTLAY on ANIMAL HUSBANDRY during and to the end of the year 2001-02-Concl'd.

(In thousands of rupees)		
	Expenditure	
	During the year	To end of the year
<b>UTTAR PRADESH</b>		
107-Fodder and Feed Development		5971
190-Investments in Public Sector and Other Undertakings		8445
796-Tribal Area sub-plan		200
800-Other Expenditure		20975
<b>Total: Government of Uttar Pradesh</b>	<b>44761</b>	<b>(A) 836202</b>
<b>UTTARANCHAL</b>		
101-Veterinary Services and Animal Health	4375	4375
102-Cattle and Buffalo Development		-
103-Poultry Development		-
796-Tribal Area sub-plan		-
800-Other Expenditure		-
<b>Total : Government of Uttaranchal</b>	<b>4375</b>	<b>4375</b>
<b>WEST BENGAL</b>		
101-Veterinary Services and Animal Health	1848	47338
102-Cattlement and Buffalo Development	449	141916
103-Poultry Development	2349	54681
104-Sheep and Wool Development		354
105-Piggary Development		15
106-Other Livestock Development		20399
107-Fodder and Feed Development		47236
109-Extension and Training		401
190-Investments in Public Sector and Other Undertakings		29979
789-Special Component Plan for Secheduled Castes and Scheduled Tribes	1516	4496
796-Tribal Area Sub-plan		504
800-Other Expenditure	5521	36801
901-Deduct-Receipts and Recoveries on capital Account		-
<b>Total: Government of West Bengal</b>	<b>11683</b>	<b>384120</b>
<b>Total: Capital Outlay on Animal Husbandry</b>	<b>225536</b>	<b>4912677</b>

(A) Includes Rs. 724681 thousands yet to be apportioned between Utar Pradesh and Uttaranchal





**No. 9-C-6403-ACCOUNT of LOANS for ANIMAL HUSBANDRY showing the amounts ADVANCED and REPAYED during the year ended 31st March, 2002 and the BALANCES of such Loans at the commencement and at the end of the year 2001-02**

(In thousands of rupees)

	Union Government	U.T. Govt. Pondichery	STATE GOVERNMENTS							Item No.
			Andhra Pradesh	Arunachal Pradesh	Assam	Bihar	Chhattisgarh	NCT Delhi	Goa	
<b>102-Cattle and Buffalo Development-</b>										
Balance 1st April 2001	5797	1249					129			1
Advanced during the year										2
Repaid during during the year										3
Balance 31st March, 2002	5797	1249	0	0	0	0	129	0	0	4
<b>103-Poultry Development-</b>										
Balance 1st April 2001	1522		191		1306		2456		1448	5
Advanced during the year										6
Repaid during during the year									2	7
Balance 31st March, 2002	1522	0	191	0	1306	0	2456	0	1446	8
<b>104-Sheep and Wool Development-</b>										
Balance 1st April 2001										9
Advanced during the year										10
Repaid during during the year										11
Balance 31st March, 2002	0	0	0	0	0	0	0	0	0	12
<b>105-Piggery Development-</b>										
Balance 1st April 2001									-4	13
Advanced during the year										14
Repaid during during the year										15
Balance 31st March, 2002	0	0	0	0	0	0	0	0	-4	16
<b>106-Other Live Stock Development-</b>										
Balance 1st April 2001					221					17
Advanced during the year										18
Repaid during during the year										19
Balance 31st March, 2002	0	0	0	0	221	0	0	0	0	20
<b>107-Fodder and Feed Development-</b>										
Balance 1st April 2001										21
Advanced during the year										22
Repaid during during the year										23
Balance 31st March, 2002	0	0	0	0	0	0	0	0	0	24

\* Due to misclassification of repayment by the department.



**No. 9-C-6403-ACCOUNT of LOANS for ANIMAL HUSBANDRY showing the amounts ADVANCED and REPAYED during the year ended 31st March, 2002 and the BALANCES of such Loans at the commencement and at the end of the year 2001-02-Contd.**

(In thousands of rupees)

	Total brought forward	STATE GOVERNMENTS						Item No.
		Maharashtra	Manipur	Meghalaya	Mizoram	Nagaland	Orissa	
<b>102-Cattle and Buffalo Development-</b>								
Balance 1st April 2001	9782	(a) 223				657	98	1
Advanced during the year	0							2
Repaid during during the year	3	60						3
Balance 31st March, 2002	9779	163	0	0	0	657	98	4
<b>103-Poultry Development-</b>								
Balance 1st April 2001	15111	14192	50			396	271	5
Advanced during the year	0							6
Repaid during during the year	35	156						7
Balance 31st March, 2002	15076	14036	50	0	0	396	271	8
<b>104-Sheep and Wool Development-</b>								
Balance 1st April 2001	300	50				40	360	9
Advanced during the year	0							10
Repaid during during the year	0	31						11
Balance 31st March, 2002	300	19	0	0	0	40	360	12
<b>105-Piggery Development-</b>								
Balance 1st April 2001	-4					71		13
Advanced during the year	0							14
Repaid during during the year	0							15
Balance 31st March, 2002	-4	0	0	0	0	71	0	16
<b>106-Other Livestock Development-</b>								
Balance 1st April 2001	221							17
Advanced during the year	0							18
Repaid during during the year	0							19
Balance 31st March, 2002	221	0	0	0	0	0	0	20
<b>107-Fodder and Feed Development-</b>								
Balance 1st April 2001	0							21
Advanced during the year	0							22
Repaid during during the year	0							23
Balance 31st March, 2002	0	0	0	0	0	0	0	24

(a) Increased by Rs. 98 thousands due to proforma correction for rectification during previous year.

**No. 9-C-6403-ACCOUNT of LOANS for ANIMAL HUSBANDRY showing the amounts ADVANCED and REPAID during  
the year ended 31st March, 2002 and the BALANCES of such Loans at the  
commencement and at the end of the year 2001-02-Contd.**

Item No.	STATE GOVERNMENTS								Total
	Punjab	Rajasthan	Sikkim	Tamil Nadu	Tripura	Uttar Pradesh	Uttaranchal	West Bengal	
1		407		-718		9694			20143
2									0
3				2					65
4	0	407	0	-720	0	9694	0	0	20078
5		1	327	6495				322	37165
6									0
7				2				219	412
8	0	1	327	6493	0	0	0	103	36753
9		2		29					781
10									0
11									31
12	0	2	0	29	0	0	0	0	750
13			416						483
14									0
15									0
16	0	0	416	0	0	0	0	0	483
17									221
18									0
19									0
20	0	0	0	0	0	0	0	0	221
21		935							935
22									0
23									0
24	0	935	0	0	0	0	0	0	935

**No. 9-C-6403-ACCOUNT of LOANS for ANIMAL HUSBANDRY showing the amounts ADVANCED and REPAID during the year ended 31st March, 2002 and the BALANCES of such Loans at the commencement and at the end of the year 2001-02-Contd.**

	Union Government	U.T. Govt. Pondicherry	STATE GOVERNMENTS							Item No.
			Andhra Pradesh	Arunachal Pradesh	Assam	Bihar	Chhattisgarh	NCT Delhi	Goa	
(In thousands of rupees)										
<b>109-Extension and Training-</b>										
Balance 1st April 2001										1
Advanced during the year										2
Repaid during during the year										3
Balance 31st March, 2002	0	0	0	0	0	0	0	0	0	4
<b>190-Loans to Public Sector and other Undertakings-</b>										
Balance 1st April 2001			484		2500		13000			5
Advanced during the year										6
Repaid during during the year			1							7
Balance 31st March, 2002	0	0	483	0	2500	0	13000	0	0	8
<b>195-Loans to Animal Husbandry Co-operatives-</b>										
Balance 1st April 2001			831							9
Advanced during the year										10
Repaid during during the year										11
Balance 31st March, 2002	0	0	831	0	0	0	0	0	0	12
<b>796-Tribal Area Sub-plan-</b>										
Balance 1st April 2001					161					13
Advanced during the year										14
Repaid during during the year										15
Balance 31st March, 2002	0	0	0	0	161	0	0	0	0	16
<b>800-Other Loans-</b>										
Balance 1st April 2001	-6428		37022					28435		17
Advanced during the year										18
Repaid during during the year			14					887		19
Balance 31st March, 2002	-6428	0	37008	0	0	0	0	27548	0	20
<b>Total: Loans for Animal Husbandry</b>										
Balance 1st April 2001	891	1249	38528	0	4138	0	15585	28435	1444	21
Advanced during the year	0	0	0	0	0	0	0	0	0	22
Repaid during during the year	0	0	15	0	0	0	0	887	2	23
Balance 31st March, 2002	891	1249	38513	0	4138	0	15585	27548	1442	24
Interest received and credited to revenue			54						-7	25

⊙ Adverse balances are under investigation.



**No. 9-C-6403-ACCOUNT of LOANS for ANIMAL HUSBANDRY showing the amounts ADVANCED and REPAID during the year ended 31st March, 2002 and the BALANCES of such Loans at the commencement and at the end of the year 2001-02-Contd.**

	Total brought forward	STATE GOVERNMENTS						Item No.
		Maharashtra	Manipur	Meghalaya	Mizoram	Nagaland	Orissa	
(In thousands of rupees)								
<b>109-Extension and Training-</b>								
Balance 1st April 2001	4350	-	-	-	-	-	-	1
Advanced during the year	0	-	-	-	-	-	-	2
Repaid during during the year	0	-	-	-	-	-	-	3
Balance 31st March, 2002	4350	0	0	0	0	0	0	4
<b>190-Loans to Public Sector and other Undertaking-</b>								
Balance 1st April 2001	94839	-	-	-	-	-	-	5
Advanced during the year	64500	25000	-	-	-	-	-	6
Repaid during during the year	1	-	-	-	-	-	-	7
Balance 31st March, 2002	159338	25000	0	0	0	0	0	8
<b>195-Loans to Animal Husbandry Co-operatives-</b>								
Balance 1st April 2001	1141	257068	-	-	-	-	3000	9
Advanced during the year	0	5600	-	-	-	-	-	10
Repaid during during the year	0	3190	-	-	-	-	625	11
Balance 31st March, 2002	1141	259478	0	0	0	0	2375	12
<b>796-Tribal Area Sub-plan-</b>								
Balance 1st April 2001	173	3061	-	-	-	-	-	13
Advanced during the year	0	373	-	-	-	-	-	14
Repaid during during the year	0	8	-	-	-	-	-	15
Balance 31st March, 2002	173	3426	0	0	0	0	0	16
<b>800-Other Loans-</b>								
Balance 1st April 2001	61073	(a) 7799	-	-	2011	48	-	17
Advanced during the year	40	-	-	-	-	-	-	18
Repaid during during the year	994	-363	-	-	-	-	-	19
Balance 31st March, 2002	60119	8162	0	0	2011	48	0	20
<b>Total: Loans for Animal Husbandry</b>								
Balance 1st April 2001	186986	282393	50	0	2011	1212	3729	21
Advanced during the year	64540	30973	0	0	0	0	0	22
Repaid during during the year	1033	3082	0	0	0	0	625	23
Balance 31st March, 2002	250493	310284	50	0	2011	1212	3104	24
Interest received and credited to revenue	-	-	-	-	-	-	-	25

(a) Decreased by Rs. 98 thousands due to proforma correction for rectification during previous year.



## COMBINED FINANCE AND REVENUE ACCOUNTS OF THE UNION AND STATE GOVERNMENTS IN INDIA FOR THE YEAR 2001-02

No. 9-C-6403-ACCOUNT of LOANS for ANIMAL HUSBANDRY showing the amounts ADVANCED and REPAYED during the year ended 31st March, 2002 and the BALANCES of such Loans at the commencement and at the end of the year 2001-02-Contd.

Item No.	STATE GOVERNMENTS								Total
	Punjab	Rajasthan	Sikkim	Tamil Nadu	Tripura	Uttar Pradesh	Uttaranchal	West Bengal	
1				-553					3797
2									0
3									0
4	0	0	0	-553	0	0	0	0	3797
5	16740		792	8473					120844
6				280000					369500
7									1
8	16740	0	792	288473	0	0	0	0	490343
9				-13					261196
10									5600
11				1					3816
12	0	0	0	-14	0	0	0	0	262980
13									3234
14									373
15									8
16	0	0	0	0	0	0	0	0	3599
17		310		3101					74342
18									40
19				1					632
20	0	310	0	3100	0	0	0	0	73750
21	16740	1895	1836	18814	0	9094	0	322	523141
22	0	0	0	280000	0	0	0	0	375513
23	0	0	0	0	0	0	0	219	4965
24	16740	1895	1836	288809	0	9094	0	103	893689
25	246								246

\* Includes Rs. 9694 thousands yet to be apportioned between U.P. and Uttaranchal.

## No. 10-0404-ACCOUNT of RECEIPTS from DAIRY DEVELOPMENT for the year ended 31st March 2002

(In thousands of rupees)

	Union Government	U.T. Govt. Pondicherry	STATE GOVERNMENTS							Item No.
			Andhra Pradesh	Arunachal Pradesh	Assam	Bihar	Chhattisgarh	NCT Delhi	Goa	
101-Receipts from Dairy Development										1
102-Receipts from Dairy Development Project									4002	2
103-Delhi Milk Supply Scheme	1131024									3
104-Milk Supply Scheme Kullu ANIIDCO	848									4
105-Milk Supply Scheme Nathpa Jhakri										5
110-Grants from I.C.A.R.										6
796-Tribal Area Sub-plan										7
800-Other Receipts	2072			176	643	5549	6			8
900-Deduct-Refunds										9
<b>Total: Receipts from Dairy Development</b>	<b>1133944</b>	<b>0</b>	<b>0</b>	<b>176</b>	<b>643</b>	<b>5549</b>	<b>6</b>	<b>0</b>	<b>4002</b>	<b>10</b>

## No. 10-0404-ACCOUNT of RECEIPTS from DAIRY DEVELOPMENT for the year ended 31st March 2002-Contd.

(In thousands of rupees)

	Total brought forward	STATE GOVERNMENTS						Item No.
		Maharashtra	Manipur	Meghalaya	Mizoram	Nagaland	Orissa	
101-Receipts from Dairy Development	0			585				1
102-Receipts from Dairy Development Project	4028	7486837	340	822				2
103-Delhi Milk Supply Scheme	1131024			5345				3
104-Milk Supply Scheme Kullu	848							4
105-Milk Supply Scheme Nathpa Jhakri	0							5
110-Grants from I.C.A.R.	0							6
796-Tribal Area Sub-plan	0							7
800-Other Receipts	21696	1372483		2940			72	8
900-Deduct-Refunds	-1	-1051						9
<b>Total: Receipts from Dairy Development</b>	<b>1157595</b>	<b>8858269</b>	<b>340</b>	<b>9692</b>	<b>0</b>	<b>0</b>	<b>72</b>	<b>10</b>

No. 10-0404-ACCOUNT of RECEIPTS from DAIRY DEVELOPMENT for the year ended 31st March 2002-Contd.

Item No.	STATE GOVERNMENTS								Total carried over
	Gujarat	Haryana	Himachal Pradesh	Jammu and Kashmir	Jharkhand	Karnataka	Kerala	Madhya Pradesh	
1									0
2							26		4028
3									1131024
4									848
5									0
6									0
7									0
8	3484	942	363		35		8425	1	21696
9							-1		-1
10	3484	942	363	0	35	0	8450	1	1157595

No. 10-0404-ACCOUNT of RECEIPTS from DAIRY DEVELOPMENT for the year ended 31st March 2002-Concl'd.

Item No.	STATE GOVERNMENTS							Total	
	Punjab	Rajasthan	Sikkim	Tamil Nadu	Tripura	Uttaranchal	Uttar Pradesh		West Bengal
1									585
2				2349		3		455934	7950313
3								40568	1176937
4								51569	52417
5								18049	18049
6									0
7									0
8	-1059			13104	59		7033	46	1418492
9									-1052
10	-1059	0	0	15453	59	3	7033	566166	10615741

## No. 10-A-2404-ACCOUNT of EXPENDITURE on DAIRY DEVELOPMENT for the year ended 31st March, 2002

(In thousands of rupees)

	Union Government	U.T. Govt. Pondichery	STATE GOVERNMENTS						Item No.	
			Andhra Pradesh	Arunachal Pradesh	Assam	Bihar	Chhattisgarh	NCT Delhi		Goa
001-Direction and Administration		1801			12483	6548			1	
102-Dairy Development Projects	146113			2885	4181	38480		23462	7294	2
109-Extension and Training					159					3
111-Milk Supply Scheme	1131748									4
190-Assistance to Public Sector and Other Undertaking										5
191-Assistance to Co-operatives and Other Bodies		1	4290							6
192-Milk Supply Schemes					43664					7
193-Durgapur Milk Supply Scheme										8
194-Burdhaman Milk Supply Scheme										9
195-Keushan Nagar Milk Sup. Scheme										10
789-Special Component Plan for Scheduled Castes										11
794-Special Central Assistance for Tribal Area Sub-plan										12
796-Tribal Area Sub-plan										13
797-Transfers to/from Reserve Funds and Deposit Accounts										14
799-Stock Suspense										15
800-Other Expenditure	547			539		1192		20		16
911-Deduct-Recoveries of Overpayments										17
<b>Total: Expenditure on Dairy Development</b>	<b>1278408</b>	<b>1802</b>	<b>4290</b>	<b>3424</b>	<b>60487</b>	<b>46220</b>	<b>0</b>	<b>23482</b>	<b>7294</b>	<b>18</b>
Charged										19
Voted	1278408	1802	4290	3424	60487	46220	0	23482	7294	20

## No. 10-A-2404-ACCOUNT of EXPENDITURE on DAIRY DEVELOPMENT for the year ended 31st March, 2002-Contd.

(In thousands of rupees)

	Total brought forward	STATE GOVERNMENTS						Item No.
		Maharashtra	Manipur	Meghalaya	Mizoram	Nagaland	Orissa	
001-Direction and Administration	100900	268142	1553	1403			3811	1
102-Dairy Development Projects	305939	216060	3495	21600	5975	2409	9460	2
109-Extension and Training	9867	21210						3
111-Milk Supply Scheme	1131748							4
190-Assistance to Public Sector and Other Undertaking	20650							5
191-Assistance to Co-operatives and Other Bodies	112482	18825		13845	180		3500	6
192-Milk Supply Schemes	43664	9349688						7
193-Durgapur Milk Supply Scheme	0							8
194-Burdhaman Milk Supply Scheme	0							9
195-Keushan Nagar Milk sup. scheme	0							10
789-Special Component Plan for Scheduled Castes	0							11
794-Special Central Assistance for Tribal Area Sub-plan	0							12
796-Tribal Area Sub-plan	13709	108					5698	13
797-Transfers to/from Reserve Funds and Deposit Accounts	0							14
799-Stock Suspense	0							15
800-Other Expenditure	19866			1886				16
911-Deduct-Recoveries of Overpayments	-59	-157237						17
<b>Total: Expenditure on Dairy Development</b>	<b>1758766</b>	<b>9716796</b>	<b>5048</b>	<b>38734</b>	<b>6155</b>	<b>2409</b>	<b>22469</b>	<b>18</b>
Charged	0	66431						19
Voted	1758766	9650365	5048	38734	6155	2409	22469	20

## COMBINED FINANCE AND REVENUE ACCOUNTS OF THE UNION AND STATE GOVERNMENTS IN INDIA FOR THE YEAR 2001-02

## No. 10-A-2404-ACCOUNT of EXPENDITURE on DAIRY DEVELOPMENT for the year ended 31st March, 2002-Contd.

Item No.	STATE GOVERNMENTS								Total carried over
	Gujarat	Haryana	Himachal Pradesh	Jammu and Kashmir	Jharkhand	Karnataka	Kerala	Madhya Pradesh	
1	2306	3133	2133		3042		69454		100900
2		43787			29169		10568		305939
3		1646	448				7614		9867
4									1131748
5							20650		20650
6			50764		117	30642	26668		112482
7									43664
8									0
9									0
10									0
11									0
12									0
13	2690				11019				13709
14									0
15									0
16	2401				1254		13913		19866
17							-59		-59
18	7397	48566	53345	0	44601	30642	148808	0	1758766
19									0
20	7397	48566	53345	0	44601	30642	148808	0	1758766

## No. 10-A-2404-ACCOUNT of EXPENDITURE on DAIRY DEVELOPMENT for the year ended 31st March, 2002- conclud.

Item No.	STATE GOVERNMENTS								Total
	Punjab	Rajasthan	Sikkim	Tamil Nadu	Tripura	Uttar Pradesh	Uttaranchal	West Bengal	
1	39147			71307	1926	61162	26465		575816
2				46114	2525	42538	50200	8376	714691
3			3489					992	35558
4									1131748
5									20650
6			24478	56100	3355	21880		12403	267048
7								980739	10374091
8								56647	56647
9								60969	60969
10								38217	38217
11								400	400
12									0
13						1100		100	20715
14									0
15									0
16								16857	38609
17									-157296
18	39147	0	27967	173521	7806	126680	78665	1175700	13177863
19								50	66481
20	39147	0	27967	173521	7806	126680	78665	1175650	13111382

## No. 10-B-4404-ACCOUNT of CAPITAL OUTLAY on DAIRY DEVELOPMENT during and to the end of the year 2001-02

	(In thousands of rupees)	
	Expenditure	
	During the year	To end of the year
<b>UNION GOVERNMENT</b>		
102-Dairy Development Project		22665
109-Extension and Training		-
110-Milk Supply Scheme, Chandigarh		2298
111-Delhi Milk Supply Scheme	19292	1280918
800-Other Expenditure		16863
901-Deduct-Receipts and Recoveries on Capital Account		-994063
<b>Total: Union Government</b>	<b>19292</b>	<b>328681</b>
<b>UNION TERRITORY GOVERNMENT</b>		
<b>PONDICHERY</b>		
80-General		-
195-Investment in Dairy Co-operatives	5971	8492
901-Deduct-Receipts and Recoveries on Capital Account		-
<b>Total: Government of Pondicherry</b>	<b>5971</b>	<b>8492</b>
<b>STATE GOVERNMENTS</b>		
<b>ANDHRA PRADESH</b>		
109-Extension and Training		-11390
191-Investments in Co-operatives	19149	483335
800-Other Expenditure		-
<b>Total: Government of Andhra Pradesh</b>	<b>19149</b>	<b>471945</b>
<b>ARUNACHAL PRADESH</b>		
800-Other Expenditure	168	4175
<b>Total: Government of Arunachal Pradesh</b>	<b>168</b>	<b>4175</b>
<b>ASSAM</b>		
190-Investment in Public Sector and other Undertakings		1647
796-Tribal Area Sub-plan		1367
800-Other Expenditure		2234
<b>Total: Government of Assam</b>	<b>0</b>	<b>5248</b>
<b>BIHAR</b>		
102-Dairy Development Project		133233
796-Tribal Area Sub-plan		3843
800-Other Expenditure		1034
<b>Total: Government of Bihar</b>	<b>0</b>	<b>138110</b>

## COMBINED FINANCE AND REVENUE ACCOUNTS OF THE UNION AND STATE GOVERNMENTS IN INDIA FOR THE YEAR 2001-02

## No. 10-B-4404-ACCOUNT of CAPITAL OUTLAY on DAIRY DEVELOPMENT during and to the end of the year 2001-02-Contd.

	(In thousands of rupees)	
	Expenditure	
	During the year	To end of the year
<b>CHHATTISGARH</b>		
102-Dairy Development Project		--
190-Investment in Public Sector and other Undertakings		--
796-Tribal area sub-plan		--
800-Other Expenditure		--
<b>Total Govt. of Chhattisgarh</b>	<b>0</b>	<b>0</b>
<b>NCT DELHI</b>		
800-Other Expenditure	0	1908
<b>Total: Government of NCT DELHI</b>	<b>0</b>	<b>1908</b>
<b>GOA</b>		
102-Dairy Development Project		1565
110-Milk Supply Scheme		18788
800-Other Expenditure		2206
<b>Total: Government of Goa</b>	<b>0</b>	<b>22559</b>
<b>GUJARAT</b>		
102-Dairy Development Project		13756
109-Extension and Training		2099
190-Investments in Public Sector and Other Undertakings		104923
191- Dairy Co-operatives		790
797- Transfer to/from Reserve Funds and Deposit Accounts		-394
<b>Total: Government of Gujarat</b>	<b>0</b>	<b>121174</b>
<b>HARYANA</b>		
190-Investments in Public Sector and Other Undertakings		47748
195-Dairy Co-operatives	(A) -23	132775
800-Other Expenditure		5453
<b>Total: Government of Haryana</b>	<b>-23</b>	<b>185976</b>

(A) Minus expenditure was due to the share capital retired during the year.

Economic Services

## COMBINED FINANCE AND REVENUE ACCOUNTS OF THE UNION AND STATE GOVERNMENTS IN INDIA FOR THE YEAR 2001-02

## No. 10-B-4404-ACCOUNT of CAPITAL OUTLAY on DAIRY DEVELOPMENT during and to the end of the year 2001-02-Contd.

	(In thousands of rupees)	
	Expenditure	
	During the year	To end of the year
<b>HIMACHAL PRADESH</b>		
110-Mandi Town Milk Supply Scheme		6406
111-Nahan Town Milk supply scheme		6938
112-Shimla Town Milk Supply Scheme		5203
113-Kangra Town Milk Supply Scheme	(A) -85	10730
114-Chamba Town Milk Supply Scheme		1118
115-Bilaspur Town Milk Supply Scheme		-41
116-Nathpa Jhakhari Milk supply Scheme		2477
117-Kullu Town Milk Supply Scheme		318
190-Investments in Public Sector and Other Undertakings		18500
796-Tribal Area Sub-plan		2186
<b>Total: Government of Himachal Pradesh</b>	<b>-85</b>	<b>53835</b>
<b>JAMMU AND KASHMIR</b>		
102-Dairy Development Project		18670
190-Investments in Public Sector and Other Undertakings	12500	48815
800-Other Expenditure		11344
<b>Total: Government of Jammu and Kashmir</b>	<b>12500</b>	<b>78829</b>
<b>KARNATAKA</b>		
109-Extension and Training		11756
190-Investments in Public Sector and Other Undertakings		50933
800-Other Expenditure		1964
<b>Total: Government of Karnataka</b>	<b>0</b>	<b>64653</b>
<b>KERALA</b>		
102-Dairy Development Projects		62343
109- Extension and Training	18	20082
190-Investments in Public Sector and Other Undertakings		35379
195-Investment in Dairy Co-operatives		1110
201-Milk Supply Scheme, Trivandrum		520
202-Quilon Milk Supply Scheme		49
203-Alleppey Milk Supply Scheme		433
204-Munnar Milk Supply Scheme		282
205-Milk Supply Scheme Ernakulam		907

(A) Reasons for minus expenditure are awaited.



## No. 10-B-4404-ACCOUNT of CAPITAL OUTLAY on DAIRY DEVELOPMENT during and to the end of the year 2001-02-Contd.

	(In thousands of rupees)	
	Expenditure	
	During the year	To end of the year
<b>KERALA</b>		
206-Trichur Milk Supply Scheme	--	89
207-Calicut Milk Supply Scheme	--	1492
208-Cannanore Milk Supply Scheme	--	2935
209-Kottiyam Milk Supply Scheme	--	594
210-Palghat Milk Supply Scheme	--	1002
800-Other Expenditure	-800	6875
<b>Total: Government of Kerala</b>	<b>-782</b>	<b>134092</b>
<b>MADHYA PRADESH</b>		
102-Dairy Development Projects	--	13364
190-Investments in Public Sector and Other Undertakings	--	33622
796-Tribal Area Sub-plan	--	10826
800-Other Expenditure	--	17070
<b>Total: Government of Madhya Pradesh</b>	<b>0</b>	<b>74882</b>
<b>MAHARASHTRA</b>		
001- Direction and Administration	--	101
102-Dairy Development Projects	5629	67397
190-Investment in Public Sector and Other Undertaking	--	2034
192-Government Milk Schemes	9827	1538222
796-Tribal Area Sub-plan	--	74780
797-Transfer to/from Reserve Funds and Deposits Accounts	--	-39214
799-Suspense	--	2164
<b>Total: Government of Maharashtra</b>	<b>15456</b>	<b>1645484</b>
<b>MANIPUR</b>		
102-Dairy Development Project	--	11043
800-Other Expenditure	--	848
<b>Total: Government of Manipur</b>	<b>0</b>	<b>11891</b>

\*Includes Rs. 74873 thousands yet to be apportioned between M.P. and Chhattisgarh.

## No. 10-B-4404-ACCOUNT of CAPITAL OUTLAY on DAIRY DEVELOPMENT during and to the end of the year 2001-02-Contd.

	(In thousands of rupees)	
	During the year	To end of the year
<b>MEGHALAYA</b>		
190-Investments in Public Sector and Other Undertakings	-	--
800-Other Expenditure	-	1930
<b>Total: Government of Meghalaya</b>	<b>0</b>	<b>1930</b>
<b>MIZORAM</b>		
102-Dairy development project	600	3649
<b>Total : Government of Mizoram</b>	<b>600</b>	<b>3649</b>
<b>NAGALAND</b>		
102-Dairy Development Parishad	-	5948
<b>Total : Government of Nagaland</b>	<b>0</b>	<b>5948</b>
<b>ORISSA</b>		
109-Extension and Training Cuttack Milk Supply Scheme	-	65
191-Assistance to Co-operatives and other Bodies	-	8000
796-Tribal Area sub-plan	-	1259
800-Other Expenditure	-	1332
<b>Total: Government of Orissa</b>	<b>0</b>	<b>10656</b>
<b>PUNJAB</b>		
102-Dairy Development Project	-4066	-32981 @
190-Investments in Public Sector and Other Undertakings	-	52947
195-Dairy Co-operatives	-	223872
800-Other Expenditure-	-	19824
901-Deduct-Receipts and Recoveries on Capital Account	-	-1631
<b>Total: Government of Punjab</b>	<b>-4066</b>	<b>262031</b>
<b>RAJASTHAN</b>		
102-Dairy Development Project	-	67696
190-Investment in Public sector and other undertaking	-	6997
796-Tribal Area sub-plan	-	-2 @
<b>Total: Government of Rajasthan</b>	<b>0</b>	<b>74691</b>
<b>SIKKIM</b>		
102-Dairy Development Projects	-	18776
<b>Total: Government of Sikkim</b>	<b>0</b>	<b>18776</b>

@ The progressive minus expenditure is due to the cumulative effect of excess of recoveries over expenditure.

## COMBINED FINANCE AND REVENUE ACCOUNTS OF THE UNION AND STATE GOVERNMENTS IN INDIA FOR THE YEAR 2001-02

## No. 10-B-4404-ACCOUNT of CAPITAL OUTLAY on DAIRY DEVELOPMENT during and to the end of the year 2001-02-Concl'd.

	(In thousands of rupees)	
	Expenditure	
	During the year	To end of the year
<b>TAMIL NADU</b>		
102-Dairy Development Projects		3266
190-Investment in Public sector and Other Undertakings		21554
797-Transfers to/from Reserve Fund and Deposit Accounts		--
800-Other Expenditure		76702
<b>Total: Government of Tamil Nadu</b>	<b>0</b>	<b>101522</b>
<b>TRIPURA</b>		
102- Dairy Development Projects	10728	19620
<b>Total: Government of Tripura</b>	<b>10728</b>	<b>19620</b>
<b>UTTAR PRADESH</b>		
102-Dairy Development Project	8758	398771
190-Investments in Public Sector and Other Undertakings	6479	580565
800-Other Expenditure		-50609
<b>Total: Government of Uttar Pradesh</b>	<b>15237</b>	<b>928727</b>
<b>UTTARANCHAL</b>		
102-Dairy Development Project		--
190-Investments in Public Sector and Other Undertakings		--
800-Other Expenditure		--
<b>Total: Government of Uttaranchal</b>	<b>0</b>	<b>0</b>
<b>WEST BENGAL</b>		
102-Dairy Development Projects		133446
110-Greater Calcutta Milk Supply Scheme	4332	1469240
111-Durgapur Milk Supply Scheme	452	31220
112-Burdwan Milk Supply Scheme	593	15294
113-Krishnanagar Milk Supply Scheme	1358	16708
190-Investments in Public Sector and Other Undertakings	5000	39893
191-Investment in Co-operatives		42103
800-Other Expenditure	2829	25668
901-Deduct-Receipts and Recoveries on Capital Account		-1024657
<b>Total: Government of West Bengal</b>	<b>14564</b>	<b>748915</b>
<b>Total: Capital Outlay on Dairy Development</b>	<b>108709</b>	<b>5528399</b>

\*\*Includes Rs.878490 thousands yet to be apportioned between Uttar Pradesh and Uttaranchal.

**No. 10-C-6404-ACCOUNT of LOANS for DAIRY DEVELOPMENT showing the amounts ADVANCED and REPAYED during the year ended 31st March, 2002 and the BALANCES of such LOANS at the commencement and at the end of the year 2001-02**

(In thousands of rupees)

	Union Government	U.T. Govt. Pondicherry	STATE GOVERNMENTS							Item No.
			Andhra Pradesh	Arunachal Pradesh	Assam	Bihar	Chhattisgarh	NCT Delhi	Goa	
<b>102-Dairy Development Projects-</b>										
Balance 1st April, 2001	1927112		747		10388	19035		56000		1
Advanced during the year										2
Repaid during the year	2									3
Balance 31st March, 2002	1927110	0	747	0	10388	19035	0	56000	0	4
<b>109-Milk Supply Schemes-</b>										
Balance 1st April, 2001	27									5
Advanced during the year										6
Repaid during the year										7
Balance 31st March, 2002	27	0	0	0	0	0	0	0	0	8
<b>190-Loans to Public Sector and other Undertakings-</b>										
Balance 1st April, 2001	3000		88911		71883					9
Advanced during the year			14104							10
Repaid during the year										11
Balance 31st March, 2002	3000	0	103015	0	71883	0	0	0	0	12
<b>195-Dairy Co-operatives-</b>		(A)								
Balance 1st April, 2001	6	1605	11276				151			13
Advanced during the year										14
Repaid during the year		166								15
Balance 31st March, 2002	6	1439	11276	0	0	0	151	0	0	16
<b>796-Tribal Area Sub-plan-</b>										
Balance 1st April, 2001					3899	500				17
Advanced during the year										18
Repaid during the year										19
Balance 31st March, 2002	0	0	0	0	3899	500	0	0	0	20
<b>800-Other Loans-</b>										
Balance 1st April, 2001	5322519		56		9603	74	-1			21
Advanced during the year										22
Repaid during the year	681526						4			23
Balance 31st March, 2002	4640993	0	56	0	9603	74	-5	0	0	24
<b>Total-Loans for dairy Development</b>										
Balance 1st April, 2001	7252664	1605	100990	0	95773	19609	150	56000	0	25
Advanced during the year	0	0	14104	0	0	0	0	0	0	26
Repaid during the year	681528	166	0	0	0	0	4	0	0	27
Balance 31st March, 2002	6571136	1439	115094	0	95773	19609	146	56000	0	28
Interest received and credited to revenue	667383									29

(A) Revised opening balances adopted due to rectification of errors in the outstanding balances of loans during the earlier years.

(B) Balances retained in Bihar yet to be apportioned between Bihar and Jharkhand.

## COMBINED FINANCE AND REVENUE ACCOUNTS OF THE UNION AND STATE GOVERNMENTS IN INDIA FOR THE YEAR 2001-02

**No. 10-C-6404-ACCOUNT of LOANS for DAIRY DEVELOPMENT showing the amounts ADVANCED and REPAYD during the year ended 31st March, 2002 and the BALANCES of such LOANS at the commencement and at the end of the year 2001-02-Contd.**

Item No.	STATE GOVERNMENTS								Total carried over
	Gujarat	Haryana	Himachal Pradesh	Jammu and Kashmir	Jharkhand	Karnataka	Kerala	Madhya Pradesh	
1				3008					2016290
2									0
3									2
4	0	0	0	3008	0	0	0	0	2016288
5									27
6									0
7									0
8	0	0	0	0	0	0	0	0	27
9	438023	4601				247732	13619	1416	869185
10	17084								31188
11									0
12	455107	4601	0	0	0	247732	13619	1416	900373
13	227	11000					75	614	24954
14									0
15									166
16	227	11000	0	0	0	0	75	614	24788
17									4399
18									0
19									0
20	0	0	0	0	0	0	0	0	4399
21	507					4418	1952	2492	5341620
22									0
23									681530
24	507	0	0	0	0	4418	1952	2492	4660090
25	438757	15601	0	3008	0	252150	15646	4522	8256475
26	17084	0	0	0	0	0	0	0	31188
27	0	0	0	0	0	0	0	0	681698
28	455841	15601	0	3008	0	252150	15646	4522	7605965
29									667383

Loans and Advances

**No. 10-C-6404-ACCOUNT of LOANS for DAIRY DEVELOPMENT showing the amounts ADVANCED and REPAID during the year ended 31st March, 2002 and the BALANCES of such LOANS at the commencement and at the end of the year 2001-02-Contd.**

(In thousands of rupees)

	Total brought forward	STATE GOVERNMENTS						Item No.
		Maharashtra	Manipur	Meghalaya	Mizoram	Nagaland	Orissa	
<b>102-Dairy Development Projects-</b>								
Balance 1st April, 2001	2016290							1
Advanced during the year	0							2
Repaid during the year	2							3
Balance 31st March, 2002	2016288	0	0	0	0	0	0	4
<b>109-Milk Supply Schemes-</b>								
Balance 1st April, 2001	27							5
Advanced during the year	0							6
Repaid during the year	0							7
Balance 31st March, 2002	27	0	0	0	0	0	0	8
<b>190-Loans to Public Sector and other Undertakings-</b>								
Balance 1st April, 2001	869185	58366						9
Advanced during the year	31188							10
Repaid during the year	0	6159						11
Balance 31st March, 2002	900373	52197	0	0	0	0	0	12
<b>195-Dairy Co-operatives-</b>								
Balance 1st April, 2001	24954							13
Advanced during the year	0							14
Repaid during the year	166							15
Balance 31st March, 2002	24788	0	0	0	0	0	0	16
<b>796-Tribal Area Sub-plan-</b>								
Balance 1st April, 2001	4399	254						17
Advanced during the year	0							18
Repaid during the year	0							19
Balance 31st March, 2002	4399	254	0	0	0	0	0	20
<b>800-Other Loans-</b>								
Balance 1st April, 2001	5341620	10417					2043	21
Advanced during the year	0							22
Repaid during the year	681530						6	23
Balance 31st March, 2002	4660090	10417	0	0	0	0	2037	24
<b>Total-Loans for dairy Development</b>								
Balance 1st April, 2001	8256475	69037	0	0	0	0	2043	25
Advanced during the year	31188	0	0	0	0	0	0	26
Repaid during the year	681698	6169	0	0	0	0	6	27
Balance 31st March, 2002	7605965	62868	0	0	0	0	2037	28
Interest received and credited to revenue	667383							29

## COMBINED FINANCE AND REVENUE ACCOUNTS OF THE UNION AND STATE GOVERNMENTS IN INDIA FOR THE YEAR 2001-02

No. 10-C-6404-ACCOUNT of LOANS for DAIRY DEVELOPMENT showing the amounts **ADVANCED** and **REPAID** during the year ended 31st March, 2002 and the **BALANCES** of such **LOANS** at the commencement and at the end of the year 2001-02-Concid.

(In thousands of rupees)

Item No.	STATE GOVERNMENTS								Total
	Punjab	Rajasthan	Sikkim	Tamil Nadu	Tripura	Uttar Pradesh	Uttaranchal	West Bengal	
1			1313	-503				994	2018094
2									0
3				-503					-501
4	0	0	1313	0	0	0	0	994	2018595
5									27
6									0
7									0
8	0	0	0	0	0	0	0	0	27
9	56979	32119		1579		11430		3158	1032816
10		48300							79488
11				503					6672
12	56979	80419	0	1076	0	11430	0	3158	1105632
13	7122			48201				35766	116043
14									0
15	2000								2166
16	5122	0	0	48201	0	0	0	35766	113877
17									4653
18									0
19									0
20	0	0	0	0	0	0	0	0	4653
21		-95		-4636		121017			5470366
22									0
23		-95		770					682211
24	0	0	0	-5406	0	121017	0	0	4788155
25	64101	32024	1313	44641	0	132447	0	39918	8641999
26	0	48300	0	0	0	0	0	0	79488
27	2000	-95	0	770	0	0	0	0	690548
28	62101	80419	1313	43871	0	132447	0	39918	8030939
29	960								668343

\* Includes Rs.132447 thousands yet to be apportioned between U.P. and Uttaranchal.

Loans and Advances

## No. 11-0405-ACCOUNT of RECEIPTS from FISHERIES for the year ended 31st March, 2002

(In thousands of rupees)

	Union Government	U.T. Govt. Pondicherry	STATE GOVERNMENTS						Item No.	
			Andhra Pradesh	Arunachal Pradesh	Assam	Bihar	Chhattisgarh	NCT Delhi		Goa
011-Rent	73	3	1983			8903		1114	5350	1
102-Licence Fees, Fines etc.	21245		2377		2		74		632	2
103-Sale of fish, fish-seeds etc.	25464	46	1839		8721	3894	2594		270	3
110-Grants from I.C.A.R.										4
501-Services and Service Fees	1966	16							1	5
800-Other Receipts	6433	1310	38613	730		30826	2074		281	6
900-Deduct-Refunds			-8849		-1					7
<b>Total: Receipts from Fisheries</b>	<b>55181</b>	<b>1375</b>	<b>35963</b>	<b>730</b>	<b>8722</b>	<b>43623</b>	<b>4742</b>	<b>1114</b>	<b>6534</b>	<b>8</b>

## No. 11-0405-ACCOUNT of RECEIPTS from FISHERIES for the year ended 31st March, 2002-Contd.

(In thousands of rupees)

	Total brought forward	STATE GOVERNMENTS					Item No.	
		Maharashtra	Manipur	Meghalaya	Mizoram	Nagaland		Orissa
011-Rent	50019	11885	118				1	
102-Licence Fees, Fines etc.	32318	1738	63	5	394		2	
103-Sale of fish, fish-seeds etc.	83230	7551	57	413		8649	3	
110-Grants from I.C.A.R.	0						4	
501-Services and Service Fees	2873	1082				447	5	
800-Other Receipts	138039	7179	124	16	271	90	3277	6
900-Deduct-Refunds	-7801	-16						7
<b>Total: Receipts from Fisheries</b>	<b>298678</b>	<b>29419</b>	<b>362</b>	<b>434</b>	<b>665</b>	<b>90</b>	<b>12373</b>	<b>8</b>



## No. 11-0405-ACCOUNT of RECEIPTS from FISHERIES for the year ended 31st March, 2002-Contd.

(In thousands of rupees)

Item No.	STATE GOVERNMENTS								Total carried over
	Gujarat	Haryana	Himachal Pradesh	Jammu & Kashmir	Jharkhand	Karnataka	Kerala	Madhya Pradesh	
1	1439	2856	117		813	27345	23		50019
2	1232	26	1569	3688		1473			32318
3	6357	2171	9258	1972	1527	10662	953	7502	83230
4									0
5	71			219		600			2873
6	13392	1225	586		8908	9351	20656	3654	138039
7	-111	1189				-29			-7801
8	22380	7467	11530	5879	11248	49402	21632	11156	298678

## No. 11-0405-ACCOUNT of RECEIPTS from FISHERIES for the year ended 31st March, 2002-Concl'd.

(In thousands of rupees)

Item No.	STATE GOVERNMENTS								Total
	Punjab	Rajasthan	Sikkim	Tamil Nadu	Tripura	Uttar Pradesh	Uttaranchal	West Bengal	
1	1711	57855		10804	319		264	90	133065
2	1073	121	1	3347	82			1939	41081
3	241	1042	192	5440	2705	964		2833	113317
4									0
5	2490			362					7274
6	3824	859	1	20646	216	18144		3859	196545
7									-7817
8	9339	59877	194	40619	3322	19108	264	8721	483465

Economic Services

## No. 11-A-2405-ACCOUNT of EXPENDITURE on FISHERIES for the year ended 31st March, 2002

	Union Government	U.T. Govt. Pondicherry	STATE GOVERNMENTS							Item No.
			Andhra Pradesh	Arunachal Pradesh	Assam	Bihar	Chhattisgarh	NCT Delhi	Goa	
001-Direction and Administration	24251	7004	136913	26374	62667	50562	2101	1486	7561	1
004-Research										2
101-Inland Fisheries	2734	4156	6367	5465	34150	25206	54898	4676	834	3
102-Estuarine/Brackish Water Fisheries	10190	1803	4926						3599	4
103-Marine Fisheries	575700	3639	4874						7898	5
105-Processing, Preservation and Marketing	2479	2460			2145		15		5359	6
109-Extension and Training	53839	1545	3835	339	13475		942		1366	7
110-Mechanisation and improvement of Fish Crafts	3264									8
120-Fisheries Co-operatives		1784	-1			2498	179			9
190-Assistance to Public Sector and Other Undertakings		232								10
191-Assistance to Local Bodies, Municipal Corporations etc.	4679									11
195-Assistance to Shipping Credit and Investment Company and Other bodies										12
789-Special Component Plan for Scheduled Castes			2606				51			13
793-Special Central Assistance for Scheduled Castes component plan										14
794-Special central assistance for Tribal sub-plan										15
796-Tribal Area Sub-Plan	994		1200		578		9811			16
797-Transfer to/from Reserve Fund & Deposit Accounts										17
798-International Co-operation	1964									18
800-Other Expenditure	6973	55612	29679	7321	57662	296	78		1731	19
911-Deduct - Recoveries of Overpayments	-708	-85								20
<b>Total: Expenditure on Fisheries</b>	<b>686359</b>	<b>78150</b>	<b>190399</b>	<b>39499</b>	<b>170677</b>	<b>78562</b>	<b>68075</b>	<b>6162</b>	<b>28348</b>	<b>21</b>
Charged										22
Voted	686359	78150	190399	39499	170677	78562	68075	6162	28348	23

## No. 11-A-2405-ACCOUNT of EXPENDITURE on FISHERIES for the year ended 31st March, 2002-Contd.

Item No.	STATE GOVERNMENTS								Total carried over
	Gujarat	Haryana	Himachal Pradesh	Jammu & Kashmir	Jharkhand	Karnataka	Kerala	Madhya Pradesh	
1	32034	10613	23744	132408	13914	24488	44270	9568	609958
2	-	-	-	-	-	-	-	-	0
3	43555	30797	11682	-	13458	18567	35370	96246	388161
4	1411	-	-	-	-	291	1736	-	23956
5	31339	-	-	-	-	18730	34922	-	677102
6	2700	-	-	-	-	508	2129	227	18022
7	6933	4981	10605	-	-	2846	12310	2185	115201
8	-	-	-	-	-	117	-	-	3381
9	1926	-	-	-	-	7490	-	128	14004
10	-	-	-	-	-	6455	-	-	6687
11	-	-	-	-	-	86419	15875	-	106973
12	-	-	-	-	-	60013	-	5922	65935
13	-	-	-	-	-	-	-	-	2657
14	-	-	-	-	-	-	-	-	0
15	4021	-	-	-	-	-	-	-	4021
16	26001	-	1845	-	36033	-	-	6774	83236
17	-	-	-	-	-	-	-	-	0
18	-	-	-	-	-	-	-	-	1964
19	9047	22212	1141	-	-	-	225499	2005	419256
20	-	-	-	-	-	-	-399	-	-1192
21	158967	68603	49017	132408	63405	226924	371712	123055	2539322
22	-	-	-	-	-	-	-	-	0
23	158967	68603	49017	132408	63405	226924	371712	123055	2539322

## No. 11-A-2405-ACCOUNT of EXPENDITURE on FISHERIES for the year ended 31st March, 2002-Contd.

	Total brought forward	(In thousands of rupees)						Item No.
		STATE GOVERNMENTS						
		Maharashtra	Manipur	Meghalaya	Mizoram	Nagaland	Orissa	
001-Direction and Administration	609958	58850	68161	15045	18562	34452	49951	1
004-Research	0	-	-	-	-	-	-	2
101-Inland Fisheries	388161	39370	10483	14372	18424	18305	68589	3
102-Estuarine/Brackish Water Fisheries	23956	8527	-	-	-	-	7319	4
103-Marine Fisheries	677102	28261	-	-	-	-	19422	5
105-Processing, Preservation and Marketing	18022	-	121	629	511	-	1393	6
109-Extension and Training	115201	14733	1570	1020	742	400	3251	7
110-Mechanisation and improvement of Fish Crafts	3381	-	7880	-	-	-	-	8
120-Fisheries Cooperatives	14004	2533	-	-	-	-	5281	9
190-Assistance to Public Sector and Other Undertakings	6687	-	-	-	-	-	-	10
191-Assistance to Local Bodies, Municipal Corporations etc.	106973	-	-	-	-	-	-	11
195-Assistance to Shipping Credit and Investment Company and Other bodies	65935	-	-	-	-	-	-	12
789-Special Component Plan for Scheduled Castes	2657	-	-	-	-	-	-	13
793-Special Central Assistance for Scheduled Castes component plan	0	-	-	-	-	-	-	14
794-Special central assistance for Tribal sub-plan	4021	-	-	-	-	-	-	15
796-Tribal Area Sub-Plan	83236	5214	-	-	-	-	16108	16
797-Transfer to/from Reserve Fund & Deposit Accounts	0	1150	-	-	-	-	-	17
798-International Co-operation	1964	-	-	-	-	-	-	18
800-Other Expenditure	419256	10627	10	-	-	-	100	19
911-Deduct - Recoveries of Overpayments	-1192	-	-	-	-	-	-	20
<b>Total: Expenditure on Fisheries</b>	<b>2539322</b>	<b>169265</b>	<b>88225</b>	<b>31066</b>	<b>38239</b>	<b>53157</b>	<b>171414</b>	<b>21</b>
Charged	0	-	-	-	-	-	-	22
Voted	2539322	169265	88225	31066	38239	53157	171414	23

## No. 11-A-2405-ACCOUNT of EXPENDITURE on FISHERIES for the year ended 31st March, 2002-Concl'd.

Item No.	STATE GOVERNMENTS								Total
	Punjab	Rajasthan	Sikkim	Tamil Nadu	Tripura	Uttar Pradesh	Uttaranchal	West Bengal	
1	46082	32681	4192	52182	65436	14508	9057	91189	1170306
2									0
3	6617	27627	8620	51429	37847	2371		171743	863958
4									39802
5				37116					761901
6				4336				1333	26345
7		1913		13759	1624	2119		15873	172205
8									11261
9				6755	916	2090			31579
10						75230	10280		92197
11									106973
12									65935
13		135						69663	72455
14									0
15									4021
16		4789						10000	119347
17									1150
18									1964
19		24		166704		145214		176233	918168
20			-100						-1292
21	52699	67169	12712	332281	105823	241532	19337	536034	4458275
22									0
23	52699	67169	12712	332281	105823	241532	19337	536034	4458275

## No. 11-B-4405-ACCOUNT of CAPITAL OUTLAY on FISHERIES during and to the end of the year 2001-02

	(In thousands of rupees)	
	Expenditure	
	During the year	To end of the year
<b>UNION GOVERNMENT</b>		
101-Inland Fisheries	615	21439
102-Estuarine Brackish Water Fisheries	4658	20466
103-Marine Fisheries	3625	1046322
104-Fishing Harbour and Landing Facilities	-	4
105-Processing, Preservation and Marketing	-	9350
109-Extension and Training	14349	155456
190-Investment in Public Sector and Other Undertakings	500	61216
191-Fishermen's Cooperatives	-	805
796-Tribal Area Sub-Plan	2493	12944
800-Other Expenditure	14918	288741
<b>Total: Union Government</b>	<b>41158</b>	<b>1616743</b>
<b>UNION TERRITORY GOVERNMENT PONDICHERRY</b>		
001-Direction and Administration	-	-
104-Fishing Harbour and Landing Facilities	-	90
105-Processing, Preservation and Marketing	-	107 (B)
191-Fishermen's Co-operatives	300	5062
<b>Total: Union Territory Government-Pondicherry</b>	<b>300</b>	<b>5259</b>
<b>STATE GOVERNMENTS ANDHRA PRADESH</b>		
101-Inland Fisheries	-	32590
102-Estuarine Brackish Water Fisheries	-	66263
103-Marine Fisheries	-	960
104-Fishing Harbour and Landing Facilities	12032	209467
190-Investments in Public Sector and Other Undertakings	-	66171
191-Investment in Fishermen's Co-operatives	-	73380
799-Suspense	-	29
800-Other Expenditure	-9	59052
900-Deduct Receipts and Recoveries on Capital Account	-	-
<b>Total: Government of Andhra Pradesh</b>	<b>12023</b>	<b>507912</b>
<b>ARUNACHAL PRADESH</b>		
800-Other Expenditure	758	26493
<b>Total: Government of Arunachal Pradesh</b>	<b>758</b>	<b>26493</b>
<b>ASSAM</b>		
051-Construction	-	1833
103-Marine Fisheries	-	2617
190-Investments in Public Sector and Other Undertakings	-	10494
191-Fishermen's Co-operatives	-	1574
800-Other Expenditure	-	7921
<b>Total: Government of Assam</b>	<b>0</b>	<b>24439</b>

(B) Included an amount of Rs. 690 thousands as proforma adjustment vide Principal Accountant General's approval in his letter No.

AG(Audit)/Repl I/60-12/2002-2003/12 Dated 19.9.2002.

## No. 11-B-4405-ACCOUNT of CAPITAL OUTLAY on FISHERIES during and to the end of the year 2001-02-Contd.

		(In thousands of rupees)	
<b>BIHAR</b>			
190-Investment in Public Sector and Other Undertakings			17474
191-Fishermen's Co-operatives			1608
<b>Total: Government of Bihar</b>		<b>0</b>	<b>19082</b>
<b>CHHATTISGARH</b>			
101-Inland Fisheries			--
109-Extension & Training			--
191-Fishermen's Co-operatives			--
796-Tribal Area Sub-Plan		530	830
<b>Total: Government of Chhattisgarh</b>		<b>530</b>	<b>830</b>
<b>NCT DELHI</b>			
101-Inland Fisheries		2146	15992
800-Other Expenditure			26
<b>Total: Government of NCT DELHI</b>		<b>2146</b>	<b>16018</b>
<b>GOA</b>			
101-Inland Fisheries		3774	67330
102-Estuarine/Brackish Water Fisheries		69	(A) 25944
103-Marine Fisheries			(B) 6981
105-Processing, Preservation and Marketing			16335
800-Other Expenditure		161	13181
<b>Total: Government of Goa</b>		<b>4004</b>	<b>129771</b>
<b>GUJARAT</b>			
101-Inland Fisheries			23771
104-Fishing Harbour and Landing Facilities			4724
105-Processing, Preservation and Marketing			9082
109-Extension and Training			4427
190-Investments in Public Sector and Other Undertakings		18	34545
191-Fishermen's Co-operatives		-66	82675
796-Tribal Area Sub-plan		23	16029
800-Other Expenditure			7979
<b>Total: Government of Gujarat</b>		<b>-25</b>	<b>183232</b>
<b>HARYANA</b>			
101-Inland Fisheries			4719
<b>Total: Government of Haryana</b>		<b>0</b>	<b>4719</b>
<b>HIMACHAL PRADESH</b>			
001-Direction and Administration		122	14513
101-Inland Fisheries		4378	98222
105-Processing, Preservation and Marketing			6175
109-Extension and Training		4990	5618
190-Investments in Public Sector and Other Undertakings		15	749
796-Tribal Area Sub-plan		650	13716
<b>Total: Government of Himachal Pradesh</b>		<b>10155</b>	<b>138993</b>

\*Minus figure is under investigation.

(A) Excludes Rs. 759 thousands adjusted proforma for rectification of misclassification during previous years.

(B) Includes Rs. 759 thousands adjusted proforma for rectification of misclassification during previous years.

## No. 11-B-4405-ACCOUNT of CAPITAL OUTLAY on FISHERIES during and to the end of the year 2001-02-Contd.

	(In thousands of rupees)	
	Expenditure	
	During the year	To end of the year
<b>JAMMU AND KASHMIR</b>		
001-Direction and Administration	48792	102298
101-Inland Fisheries	10931	18478
105-Processing, Preservation and Marketing	216	678
109-Extension and Training	264	426
800-Other Expenditure	--	256236
<b>Total: Government of Jammu &amp; Kashmir</b>	<b>60203</b>	<b>378116</b>
<b>JHARKHAND</b>		
101-Inland Fisheries	--	--
102-Estuarine/Brackish Water Fisheries	--	--
103-Marine Fisheries	--	--
195-Fishermen's Co-operative	--	--
<b>Total: Government of Jharkhand</b>	<b>0</b>	<b>0</b>
<b>KARNATAKA</b>		
101-Inland Fisheries	--	23695
103-Marine Fisheries	32802	245382
104-Fishing Harbour and Landing Facilities	3717	104344
190-Investments in Public Sectors and Other Undertakings	--	41912
191-Fishermen's Co-operatives	--	--
195-Investment in Cooperatives	--	60330
800-Other Expenditure	11891	128084
<b>Total: Government of Karnataka</b>	<b>48410</b>	<b>603747</b>
<b>KERALA</b>		
101-Inland Fisheries	9754	203976
102-Estuarine/Brackish Water Fisheries	--	191208
103-Marine Fisheries	500	331990
104-Fishing Harbour and Landing Facilities	65548	1132036
105-Processing, Preservation and Marketing	--	12670
190-Investments in Public Sector and Other Undertakings	--	52719
191-Fishermen's Co-operatives	800	79426
800-Other Expenditure	21841	372778
<b>Total: Government of Kerala</b>	<b>98443</b>	<b>2376803</b>



## No. 11-B-4405-ACCOUNT of CAPITAL OUTLAY on FISHERIES during and to the end of the year 2001-02-Contd.

	(In thousands of rupees)	
	Expenditure	
	During the year	To end of the year
<b>MADHYA PRADESH</b>		
101-Inland Fisheries	483	11627
109-Extension and Training	1000	2620
190-Investment in Public Sector and other Undertakings		5131
191-Fishermen's Co-operatives		83
796-Tribal Area Sub-Plan	1000	8493
800-Other Expenditure		1565
<b>Total: Government of Madhya Pradesh</b>	<b>2483</b>	<b>29519</b> (A)
<b>MAHARASHTRA</b>		
101-Inland Fisheries	10770	233957
102-Estuarine/Brackish Water Fisheries		2385
103-Marine Fisheries	53690	288069
104-Fishing Harbour and Landing Facilities		105180
109-Extension & Training		3686
190-Investments in Public Sector and Other Undertakings		17194
191-Fishermen's Co-operatives	114204	762301
796-Tribal Area Sub-Plan	1421	44513
800-Other Expenditure-		-3591
901-Deduct-Receipts and Recoveries on Capital Account	-1308	-1308
<b>Total: Government of Maharashtra</b>	<b>178777</b>	<b>1452386</b>
<b>MANIPUR</b>		
101-Inland Fisheries	7	4137
109-Extension and Training		13664
191-Fishermen's Co-operatives		201
800-Other Expenditure		10877
<b>Total: Government of Manipur</b>	<b>7</b>	<b>28879</b>
<b>MIZORAM</b>		
001-Direction and Administration		4396
101-Inland Fisheries	13236	30000
105-Processing Preservation and Marketing		5432
191-Fishermen's Co-operatives		454
<b>Total: Government of Mizoram</b>	<b>13236</b>	<b>40282</b>
<b>MEGHALAYA</b>		
101-Inland Fisheries		
191-Fishermen's Co-operatives		1167
800-Other Expenditure	477	6557
<b>Total: Government of Meghalaya</b>	<b>477</b>	<b>7724</b>

(A) Includes Rs. 26077 thousands yet to be apportioned between Madhya Pradesh and Chhattisgarh.

## No. 11-B-4405-ACCOUNT of CAPITAL OUTLAY on FISHERIES during and to the end of the year 2001-02-Contd.

	(In thousands of rupees)	
	During the year	To end of the year
<b>NAGALAND</b>		
001-Direction and Administration	1500	20111
101-Inland Fisheries	-	3250
800-Other Expenditure	-	1325
<b>Total: Government of Nagaland</b>	<b>1500</b>	<b>24686</b>
<b>ORISSA</b>		
101-Inland Fisheries	400	115128
102-Extension/Brackish Water Fisheries	-	307858
103-Marine Fisheries	29114	302467
104-Fishing Harbour and Landing Facilities	-	36111
105-Processing, Preservation and Marketing	-	2616
109-Extension and Training	-	220
190-Investments in Public Sector and Other Undertakings	500	36652
191-Fishermen's Co-operatives	-	4063
195-Investment in Co-operatives-	-	2591
796-Tribal Area Sub-Plan	-	4810
800-Other Expenditure	-	13706
<b>Total: Government of Orissa</b>	<b>30014</b>	<b>826222</b>
<b>PUNJAB</b>		
101-Inland Fisheries	-	7863
800-Other Expenditure	-	43056
<b>Total: Government of Punjab</b>	<b>0</b>	<b>50919</b>
<b>RAJASTHAN</b>		
101-Inland Fisheries	1313	40171
796-Tribal Area Sub-Plan	-	13790
<b>Total: Government of Rajasthan</b>	<b>1313</b>	<b>53961</b>
<b>SIKKIM</b>		
101-Inland Fisheries	8337	32387
<b>Total: Government of Sikkim</b>	<b>8337</b>	<b>32387</b>
<b>TAMIL NADU</b>		
101-Inland Fisheries	-18	75441
102-Estuarine/Brackish Water Fisheries	-	58
103-Marine Fisheries	-	76435
104-Fishing Harbour and Landing Facilities	21914	162534
105-Processing Preservation and Marketing	-490	27040

## No. 11-B-4405-ACCOUNT of CAPITAL OUTLAY on FISHERIES during and to the end of the year 2001-02-Concl'd.

	(In thousands of rupees)	
	Expenditure	
	During the year	To end of the year
<b>TAMIL NADU</b>		
190-Investment in Public Sector and other Undertakings		39030
191-Fishermen's Co-operatives		11129
799-Suspense	572	7294
800-Other Expenditure		23527
901- Deduct- Receipt and Recoveries on Capital Account		-4
<b>Total: Government of Tamil Nadu</b>	<b>21978</b>	<b>422484</b>
<b>TRIPURA</b>		
101-Inland Fisheries	9050	9250
191-Fishermen's Co-operatives		25
<b>Total: Government of Tripura</b>	<b>9050</b>	<b>9275</b>
<b>UTTAR PRADESH</b>		
101-Inland Fisheries		28056
190-Investments on Public Sector and Other Undertakings		28092
<b>Total: Government of Uttar Pradesh</b>	<b>0</b>	<b>(A) 56148</b>
<b>UTTARANCHAL</b>		
101-Inland Fisheries	3160	3160
190-Investments on Public Sector and Other Undertakings		-
<b>Total : Government of Uttaranchal</b>	<b>3160</b>	<b>3160</b>
<b>WEST BENGAL</b>		
101-Inland Fisheries	20000	121793
102-Estuarine/Brackish Water Fisheries		422
190-Investments in Public Sector and Other Undertakings		55121
191-Fishernam's Co-opertaive		31158
789-Special Component Plan for Scheduled Castes	40165	148743
800-Other Expenditure		9509
<b>Total: Government of West Bengal</b>	<b>60165</b>	<b>366746</b>
<b>Total: Capital Outlay on Fisheries</b>	<b>608602</b>	<b>9380787</b>

(A) Includes Rs. 56148 thousands yet to be apportioned between U.P. &amp; Uttaranchal.



## COMBINED FINANCE AND REVENUE ACCOUNTS OF THE UNION AND STATE GOVERNMENTS IN INDIA FOR THE YEAR 2001-02.

**No. 11-C-8405-ACCOUNT of LOANS for FISHERIES showing the amounts ADVANCED and REPAID  
during the year ended 31st March, 2002 and the BALANCES of such LOANS at the  
commencement and at the end of the year 2001-02-Contd.**

Item No.	STATE GOVERNMENTS								Total carried over
	Gujarat	Haryana	Himachal Pradesh	Jammu & Kashmir	Jharkhand	Karnataka	Kerala	Madhya Pradesh	
1									0
2									0
3									0
4	0	0	0	0	0	0	0	0	0
5									0
6									0
7									0
8	0	0	0	0	0	0	0	0	0
9						1786	188		24780
10									0
11						61			72
12	0	0	0	0	0	1725	188	0	24708
13	7708					-16	-52		74019
14									1206
15	17					8			655
16	7691	0	0	0	0	(B) -24	(A) -52	0	74570
17	181385						50621		247158
18									0
19	1906								1906
20	179479	0	0	0	0	0	50621	0	245252
21									0
22									0
23									0
24	0	0	0	0	0	0	0	0	0
25									0
26									0
27									0
28	0	0	0	0	0	0	0	0	0

(A) Detailed accounts are maintained by Departmental Officer. Minus balance is under investigation by them.  
(B) Reasons for Minus balance are under examination.



## COMBINED FINANCE AND REVENUE ACCOUNTS OF THE UNION AND STATE GOVERNMENTS IN INDIA FOR THE YEAR 2001-02

**No. 11-C-6405-ACCOUNT of LOANS for FISHERIES showing the amounts ADVANCED and REPAID  
during the year ended 31st March, 2002 and the BALANCES of such LOANS at the  
commencement and at the end of the year 2001-02-Contd.**

(In thousands of rupees)

Item No.	STATE GOVERNMENTS								Total
	Punjab	Rajasthan	Sikkim	Tamil Nadu	Tripura	Utar Pradesh	Uttaranchal	West Bengal	
1									4000
2									0
3									0
4	0	0	0	0	0	0	0	0	4000
5									1465
6									0
7									0
8	0	0	0	0	0	0	0	0	1465
9									24780
10									0
11									72
12	0	0	0	0	0	0	0	0	24708
13				10468				175049	260480
14								97477	98683
15				1				1	657
16	0	0	0	10467	0	0	0	272525	358506
17	5561			2136				20158	691360
18									0
19								10	1916
20	5561	0	0	2136	0	0	0	20148	689444
21				14633					14633
22									0
23									0
24	0	0	0	14633	0	0	0	0	14633
25				42					42
26									0
27									0
28	0	0	0	42	0	0	0	0	42

**No. 11-C-6405-ACCOUNT of LOANS for FISHERIES showing the amounts ADVANCED and REPAYED during the year ended 31st March, 2002 and the BALANCES of such LOANS at the commencement and at the end of the year 2001-02-Contd.**

	Union Government	U.T. Govt. Pondichery	(In thousands of rupees)							Item No.
			STATE GOVERNMENTS							
			Andhra Pradesh	Arunachal Pradesh	Assam	Bihar	Chhattisgarh	NCT Delhi	Goa	
<b>195-Fishermen's Co-operatives-</b>										
Balance 1st April,2001	63	9415	78366				128			1
Advance during the year		441								2
Repaid during the year		331	1647							3
Balance 31st March, 2002	63	9525	76719	0	0	0	128	0	0	4
<b>794-Special Central Assistance for Tribal Area Sub-Plan-</b>										
Balance 1st April,2001										5
Advance during the year										6
Repaid during the year										7
Balance 31st March, 2002	0	0	0	0	0	0	0	0	0	8
<b>796-Tribal Area Sub-plan-</b>										
Balance 1st April,2001	690						2			9
Advance during the year										10
Repaid during the year										11
Balance 31st March, 2002	690	0	0	0	0	0	2	0	0	12
<b>800-Other Loans-</b>										
Balance 1st April,2001	1103392		102157		15683	713	1		158	13
Advance during the year	2484		81993							14
Repaid during the year	20050		2267						20	15
Balance 31st March, 2002	1085826	0	181883	0	15683	713	1	0	138	16
<b>Total:</b>							(a)			
Balance 1st April,2001	1124823	73997	195858	0	15683	713	131	0	3900	17
Advance during the year	3420	711	81993	0	0	0	0	0	0	18
Repaid during the year	20403	619	3914	0	0	0	0	0	20	19
Balance 31st March, 2002	1107840	74089	273937	0	15683	713	131	0	3880	20
Interest received and credited to Revenue	42	70	1918						30	21

(a) Rs.713 thousands retained in Bihar pending allocation.



## COMBINED FINANCE AND REVENUE ACCOUNTS OF UNION AND STATE GOVERNMENTS IN INDIA FOR THE YEAR 2001-02

No. 11-C-8405-ACCOUNT of LOANS for FISHERIES showing the amounts ADVANCED and REPAYED during the year ended 31st March, 2002 and the BALANCES of such LOANS at the commencement and at the end of the year 2001-02-Contd.

(In thousands of rupees)

Item No.	STATE GOVERNMENTS								Total carried over
	Gujarat	Haryana	Himachal Pradesh	Jammu & Kashmir	Jharkhand	Karnataka	Kerala	Madhya Pradesh	
1	32657	7				48163	491406	352	660557
2								51	492
3	1					7603		117	9699
4	32656	7	0	0	0	40560	491406	286	651350
5									0
6									0
7									0
8	0	0	0	0	0	0	0	0	0
9	(A) -4372							3	-3677
10									0
11									0
12	-4372	0	0	0	0	0	0	3	-3677
13	(A) -191	2483				21866	67170	3	1313435
14									84477
15	5						75	2	22419
16	-196	2483	0	0	0	21866	67095	1	1375493
17	217187	2490	0	0	0	71799	609333	358	2316272
18	0	0	0	0	0	0	0	51	86175
19	1929	0	0	0	0	7672	75	119	34751
20	215258	2490	0	0	0	64127	609258	290	2367696
21									2060

(A) Minus balance is under investigations.

Loans and Advances

**No. 11-C-6405-ACCOUNT of LOANS for FISHERIES showing the amounts ADVANCED and REPAYED during the year ended 31st March, 2002 and the BALANCES of such LOANS at the commencement and at the end of the year 2001-02-Contd.**

	Total brought forward	STATE GOVERNMENTS					Orissa	Item No.
		Maharashtra	Manipur	Meghalaya	Mizoram	Nagaland		
(In thousands of rupees)								
<b>195-Fishermen's Co-operatives-</b>								
Balance 1st April,2001	660557	313798					30675	1
Advance during the year	492	172610						2
Repaid during the year	9899	38813						3
Balance 31st March, 2002	651350	447595	0	0	0	0	30675	4
<b>794-Special Central Assistance for Tribal Area Sub-Plan-</b>								
Balance 1st April,2001	0							5
Advance during the year	0							6
Repaid during the year	0							7
Balance 31st March, 2002	0	0	0	0	0	0	0	8
<b>796-Tribal Area Sub-plan-</b>								
Balance 1st April,2001	-3677	20						9
Advance during the year	0							10
Repaid during the year	0							11
Balance 31st March, 2002	-3677	20	0	0	0	0	0	12
<b>800-Other Loans-</b>								
Balance 1st April,2001	1313435	6677	2122			297	14824	13
Advance during the year	84477							14
Repaid during the year	22419	45	36				35	15
Balance 31st March, 2002	1375493	6632	2086	0	0	297	14789	16
<b>Total:</b>								
Balance 1st April,2001	2316272	707035	2122	0	0	297	81715	17
Advance during the year	86175	172610	0	0	0	0	0	18
Repaid during the year	34751	38858	36	0	0	0	35	19
Balance 31st March, 2002	2367696	840787	2086	0	0	297	81680	20
Interest received and credited to Revenue	2060	16						21

**No. 11-C-6405-ACCOUNT of LOANS for FISHERIES showing the amounts ADVANCED and REPAID during the year ended 31st March, 2002 and the BALANCES of such LOANS at the commencement and at the end of the year 2001-02-Concl'd.**

Item No.	STATE GOVERNMENTS								Total
	Punjab	Rajasthan	Sikkim	Tamil Nadu	Tripura	Uttar Pradesh	Uttaranchal	West Bengal	
1	-	-	-	18880	-	45	-	211701	1235656
2	-	-	-	-	-	-	-	80000	253102
3	-	-	-	-	-	-	-	7807	56319
4	0	0	0	18880	0	45	0	283894	1432439
5	-	-	-	-	-	-	-	-	0
6	-	-	-	-	-	-	-	-	0
7	-	-	-	-	-	-	-	-	0
8	0	0	0	0	0	0	0	0	0
9	-	-	-	-	-	-	-	-	-3657
10	-	-	-	-	-	-	-	-	0
11	-	-	-	-	-	-	-	-	0
12	0	0	0	0	0	0	0	0	-3657
13	-	33	478	63988	1451	212	-	258335	1661852
14	-	-	-	-	-	-	-	-	84477
15	-	-	-	-	-	-	-	25	22560
16	0	33	478	63988	1451	212	0	258310	1723769
17	5561	33	478	110147	1451	257	0	665243	3890611
18	0	0	0	0	0	0	0	177477	436262
19	0	0	0	1	0	0	0	7843	81524
20	5561	33	478	110146	1451	257	0	834877	4245349
21	-	-	-	-	-	-	-	-	2076

(A) Rs.257 thousands yet to be apportioned between U.P. and Uttaranchal.

Loans and Advances

## No. 12-0406-ACCOUNT of RECEIPTS from FORESTRY and WILDLIFE for the year ended 31st March, 2002

(In thousands of rupees)

	Union Government	U.T. Govt. Pondicherry	STATE GOVERNMENTS							Item No.
			Andhra Pradesh	Arunachal Pradesh	Assam	Bihar	Chhattisgarh	NCT Delhi	Goa	
<b>01-Forestry-</b>										
101-Sale of Timber and other forest produce	147729		335950	64295	102049	58072	48297		5666	1
102-Receipts from social and farm forestries	1				1049		656			2
103-Receipts from environmental forestry	810				10123					3
104-Receipts from Forest Plantations				172	3			10		4
110-Grants from I.C.A.R.										5
201-State Trading in Tendu Patta							1464			6
202-State Trading in Minor Forest Produce										7
203-State Trading in Timber Produce							605833			8
204-State Trading in Bamboos							149913			9
205-State Trading in Soil Seeds										10
206-State Trading in Khair										11
800-Other Receipts	17531	52	126156	187962	30837	76202	175748	359	6127	12
900-Deduct-Receipts					-75					13
<b>Total: 01</b>	<b>165871</b>	<b>52</b>	<b>462106</b>	<b>252429</b>	<b>143986</b>	<b>134274</b>	<b>981911</b>	<b>369</b>	<b>11793</b>	<b>14</b>
<b>02-Environmental Forestry and Wildlife-</b>										
111-Zoological Park	10866				2159	36430				15
112-Public Gardens	1		(A) -65							16
800-Other Receipts		552			6376					17
900-Deduct-Refund										18
<b>Total: 02</b>	<b>10867</b>	<b>552</b>	<b>-65</b>	<b>0</b>	<b>8535</b>	<b>36430</b>	<b>0</b>	<b>0</b>	<b>0</b>	<b>19</b>
<b>Total: Receipts from Forestry and Wildlife</b>	<b>176738</b>	<b>604</b>	<b>462041</b>	<b>252429</b>	<b>152521</b>	<b>170704</b>	<b>981911</b>	<b>369</b>	<b>11793</b>	<b>20</b>

(A) Minus figure is under examination.

No. 12-0405-ACCOUNT of RECEIPTS from FORESTRY and WILDLIFE for the year ended 31st March, 2002-Contd.

Item No.	STATE GOVERNMENTS								Total carried over
	Gujarat	Haryana	Himachal Pradesh	Jammu and Kashmir	Jharkhand	Karnataka	Kerala	Madhya Pradesh	
1	223684	11272	178853	210004	927	718978	1076250	366997	3549023
2		3833		13609				242	19390
3		199348							210081
4									185
5									0
6								151541	153005
7								215	215
8								2042926	2648759
9								225976	375889
10								15880	15880
11									0
12	64321	30892	110313	217682	155270	283526	61157	260724	1804859
13	-5679	-13				-1592	-381		-7740
14	282326	245332	289166	441295	156197	1000912	1137026	3064501	8769546
15	1073				356				50884
16						8095			8031
17			655		441				8024
18									0
19	1073	0	655	0	797	8095	0	0	66939
20	283399	245332	289821	441295	156994	1009007	1137026	3064501	8836485

## No. 12-0406:ACCOUNT of RECEIPTS from FORESTRY and WILDLIFE for the year ended 31st March, 2002-Contd.

	Total brought forward	STATE GOVERNMENTS						Item No.
		Maharashtra	Manipur	Meghalaya	Mizoram	Nagaland	Orissa	
<b>01-Forestry-</b>								
101-Sale of Timber and other forest produce	3549023	1234246		64176	2412	156	830058	1
102-Receipts from social and farm forestries	19390	8617		560		65		2
103-Receipts from environmental forestry	210081							3
104-Receipts from Forest Plantations	185					18301		4
110-Grants from I.C.A.R.	0							5
201-State Trading in Tendu Patta	153005							6
202-State Trading in Minor Forest Produce	215							7
203-State Trading in Timber Produce	2648759							8
204-State Trading in Bamboos	375889							9
205-State Trading in Soil Seeds	15880							10
206-State Trading in Chair	0							11
800-Other Receipts	1804859	66343	7528	12848	13910	938	41664	12
900-Deduct-Receipts	-7740							13
<b>Total: 01</b>	<b>8769546</b>	<b>1309206</b>	<b>7528</b>	<b>77584</b>	<b>16322</b>	<b>19460</b>	<b>871722</b>	<b>14</b>
<b>02-Environmental Forestry and Wildlife-</b>								
111-Zoological Park	50884			474			7774	15
112-Public Gardens	8031			175				16
800-Other Receipts	8024	32609				960		17
900-Deduct-Refund	0	-396						18
<b>Total: 02</b>	<b>66939</b>	<b>32213</b>	<b>0</b>	<b>649</b>	<b>0</b>	<b>960</b>	<b>7774</b>	<b>18</b>
<b>Total: Receipts from Forestry and Wildlife</b>	<b>8836485</b>	<b>1341419</b>	<b>7528</b>	<b>78233</b>	<b>16322</b>	<b>20420</b>	<b>879496</b>	<b>20</b>

## COMBINED FINANCE AND REVENUE ACCOUNTS OF THE UNION AND STATE GOVERNMENTS IN INDIA FOR THE YEAR 2001-02

## No. 12-0406-ACCOUNT of RECEIPTS from FORESTRY and WILDLIFE for the year ended 31st March, 2002-Concl'd.

Item No.	STATE GOVERNMENTS								Total
	Punjab	Rajasthan	Sikkim	Tamil Nadu	Tripura	Uttar Pradesh	Uttaranchal	West Bengal	
1	127833	6196	5274	701218	19638		11128	188826	6740184
2	1681			110343				1788	142444
3									210081
4					214				18700
5									0
6		121206							274211
7		22342							22557
8									2648759
9		120261							496150
10		813							16693
11									0
12	21704	155778	61203	159273	25055	683114	795843	55094	3905154
13	-54			-436					-8230
14	151164	426598	66477	970398	44907	683114	806971	245708	14466703
15		16336							75468
16		5323						775	14304
17					398			20702	62693
18		-10							-406
19	0	21649	0	0	398	0	0	21477	152059
20	151164	448245	66477	970398	45305	683114	806971	267185	14618762

Economic Services

## COMBINED FINANCE AND REVENUE ACCOUNTS OF THE UNION AND STATE GOVERNMENTS IN INDIA FOR THE YEAR 2001-02.

## No. 12-A-2406-ACCOUNT of EXPENDITURE on FORESTRY AND WILDLIFE for the year ended 31st March, 2002

(In thousands of rupees)

	Union Government	U.T. Govt. Pondichery	STATE GOVERNMENTS							Item No.
			Andhra Pradesh	Arunachal Pradesh	Assam	Bihar	Chhattisgarh	NCT Delhi	Goa	
<b>01-Forestry-</b>										
001-Direction and Administration	58458		809470	170035	486755	18762	36200	868	37097	1
003-Education and Training	175205		10729	2739						2
004-Research	576453			9458		82332			7605	3
005-Survey and Utilization of Forest Resources	102750		593	10645	16914		1665			4
013-Statistics	4744								843	5
070-Communications and Buildings	4354		11293	17135	13306	8360	53706			6
101-Forest Conservation, Development and Regeneration	269829		954932	7975	138847	104481	1195247	2739	16558	7
102-Social and Farm Forestry	32890	16605	39743	91358	71276	12447	270568	67156	4960	8
105-Forest Produce	95886		60177	5780	54953					9
109-Extension and Training					25		7278		1066	10
110-Expenditure on Management of Ex-Zamindari Forest Estates										11
111-Departmental Working of Forest Coupes and Depots										12
112-Resin and Turpentine Factories										13
190-Assistance to Public Sector and Other Undertakings										14
191-Assistance to Local Bodies, Municipal Corporations etc.	3906									15
201-Firewood and Charcoal Trading Scheme										16
202-Bamboos exploitations scheme										17
203-State Trading in Timber							169746			18
204-State Trading in Bamboo							89838			19
206-State Trading in Khajur							388			20
789-Special Component Plan for Scheduled Castes			3299		13344		32584			21
792-Irrecoverable loans written off										22
793-Special Central Assistance for Scheduled Castes Component Plan										23
794-Special Central Assistance for Tribal Sub-plan							12314			24
796-Tribal Area Sub-plan	2184		650		24459		19029			25
797-Transfers to/from Reserve Funds and Deposit Accounts							223000			26
799-Suspense					8751	1610				27
800-Other Expenditure	14790		16998	62540	34106		15485		1680	28
902-Deduct Amount met from Special Fund for Compensatory Afforestation		-13							-4088	29
<b>Total: 01</b>	<b>1341449</b>	<b>16592</b>	<b>1907884</b>	<b>377665</b>	<b>862736</b>	<b>227992</b>	<b>2127048</b>	<b>70763</b>	<b>65721</b>	<b>30</b>
<b>02-Environmental Forestry and Wildlife-</b>										
110-Wildlife Preservation	421668		114138	76172	65321	59900	54672	9331	9848	31
111-Zoological Park	38287		13137	15346	91131					32
112-Public Gardens		2739	33531	11020	3119			1740	7636	33
794-Special Central Assistance for Tribal Sub-Plan			1437							34
796-Tribal Area Sub-Plan	3000		619				8581			35
798-International Co-operation	9906									36
800-Other Expenditure	460			4344					4007	37
911-Amount transfer from major head 2705-Command Area Development										38
<b>Total: 02</b>	<b>473321</b>	<b>2739</b>	<b>162862</b>	<b>106882</b>	<b>159571</b>	<b>59900</b>	<b>63253</b>	<b>11071</b>	<b>21491</b>	<b>39</b>
<b>03-Waste Land Development-</b>										
001-Direction and Administration										40
101-National Waste Land Development Programme										41
800-Other Expenditure										42
<b>Total: 03</b>	<b>0</b>	<b>0</b>	<b>0</b>	<b>0</b>	<b>0</b>	<b>0</b>	<b>0</b>	<b>0</b>	<b>0</b>	<b>43</b>
<b>04-Afforestation and Ecology-</b>										
101-National Afforestation and Ecology Development Programme	383728									44
191-Assistance to Local Bodies, Municipal Corporations etc.										45
<b>Total: 04</b>	<b>383728</b>	<b>0</b>	<b>0</b>	<b>0</b>	<b>0</b>	<b>0</b>	<b>0</b>	<b>0</b>	<b>0</b>	<b>46</b>
<b>Total: Expenditure on Forestry and Wildlife</b>	<b>2198498</b>	<b>19331</b>	<b>2070746</b>	<b>484547</b>	<b>1022307</b>	<b>287892</b>	<b>2190301</b>	<b>81834</b>	<b>87212</b>	<b>47</b>
Charged	1223		513					1397		48
Voted	2197275	19331	2070233	484547	1022307	287892	2190301	80437	87212	49



No. 12-A-2406-ACCOUNT of EXPENDITURE on FORESTRY AND WILDLIFE for the year ended 31st March, 2002-Contd.

(In thousands of rupees)

Item No.	STATE GOVERNMENTS								Total carried over
	Gujarat	Haryana	Himachal Pradesh	Jammu and Kashmir	Jharkhand	Karnataka	Kerala	Madhya Pradesh	
1	750161	154876	613921	607789	63529	642697	250272	92812	4793702
2		1530			5906	5699	7192		209000
3					9964	27629	78818		792259
4	35691	700			4645	40825	914	4326	219668
5						1106	3600		10293
6	19162	7490	21953	10335	176645	11986	743	63090	419558
7	14703	16236	74171	96982	533954	302862	161577	2670866	6561959
8		368406	395186	132312	36088	1096219	379386	587798	3602398
9	19655	52599	14107	162398	14473	191567	131026		802621
10				712				27306	36387
11									0
12					708				708
13									0
14			717415						717415
15						191107	2800		197813
16									0
17									0
18								412930	582676
19								72993	162831
20								5156	5544
21								44639	93866
22									0
23									0
24	11503							83935	107752
25	160758		101275		440457	4062		131164	884038
26						180754	48475	60234	512463
27						5867	112582		128810
28	47541	28596	39382	261663	166882		-5869	18767	702561
29						-98836	-416		-103353
30	1059174	630433	1977410	1272191	1453251	2603544	1171100	4276016	21440969
31	95714	23424	41893	47613	33059	335871	163829	232460	1784913
32	6691		8574			10268			183434
33	48479			87076		75252			270592
34									1437
35	1377				47657			47739	108973
36	9173	2433							21512
37									8811
38							-9		-9
39	161434	25857	50467	134689	80716	421391	163820	280199	2379663
40									0
41									0
42									0
43	0	0	0	0	0	0	0	0	0
44									383728
45									0
46	0	0	0	0	0	0	0	0	383728
47	1220608	656290	2027877	1406880	1633967	3024935	1334920	4556215	24204360
48	443	2094	19	152		182671	12	211489	400013
49	1220165	654196	2027858	1406728	1633967	2842264	1334908	4344726	23804347

## No. 12-A-2406-ACCOUNT of EXPENDITURE on FORESTRY AND WILDLIFE for the year ended 31st March, 2002-Contd.

(In thousands of rupees)

	Total brought forward	STATE GOVERNMENTS						Item No.
		Maharashtra	Manipur	Meghalaya	Mizoram	Nagaland	Orissa	
<b>01:Forestry-</b>								
001-Direction and Administration	4793702	326429	105772	44671	112104	159949	454581	1
003-Education and Training	209000			6488			10	2
004-Research	792259							3
005-Survey and Utilization of Forest Resources	219668		2486	7866	7969		5967	4
013-Statistics	10293			772	630		1685	5
070-Communications and Buildings	419558	42075	67	3326		550	4511	6
101-Forest Conservation, Development and Regeneration	6561959	1855385	480	21337	27751	19762	47354	7
102-Social and Farm Forestry	3602398	146479	3966	81332	14751	4266	219109	8
105-Forest Produce	802821	245146	6138	26263	833		5943	9
109-Extension and Training	36387	6925	441				1583	10
110-Expenditure on Management of Ex-Zamindari Forest Estates	0							11
111-Departmental Working of Forest Coupes and Depots	708			4			9584	12
112-Rasin and Turpentine Factories	0							13
190-Assistance to Public Sector and Other Undertakings	717415	13500				800		14
191-Assistance to Local Bodies, Municipal Corporations etc.	197813							15
201-Firewood and Charcoal Trading Scheme	0							16
202-Bamboos exploitations scheme	0							17
203-State Trading in Timber	582676							18
204-State Trading in Bamboo	162831							19
206-State Trading in Khajur	5544							20
789-Special Component Plan for Scheduled Castes	93866							21
792-Irrecoverable loans written off	0							22
793-Special Central Assistance for Scheduled Castes Component Plan	0							23
794-Special Central Assistance for Tribal Sub-plan	107752							24
796-Tribal Area Sub-plan	884038	6257					19368	25
797-Transfers to/from Reserve Funds and Deposit Accounts	512463							26
799-Suspense	128810							27
800-Other Expenditure	702561	59873	3260	12547	58392	18759		28
902-Deduct Amount met from Special Fund for Compensatory Afforestation	-103353						15085	29
<b>Total: 01</b>	<b>21440969</b>	<b>2702069</b>	<b>122620</b>	<b>204606</b>	<b>223030</b>	<b>203286</b>	<b>784780</b>	<b>30</b>
<b>02-Environmental Forestry and Wildlife-</b>								
110-Wildlife Preservation	1784913	108598	9671	65663	53763	7216	57013	31
111-Zoological Park	183434		954	450			38848	32
112-Public Gardens	270592	30668		3527				33
794-Special Central Assistance for Tribal Sub-Plan	1437							34
796-Tribal Area Sub-Plan	108973						4659	35
798-International Co-operation	21512							36
800-Other Expenditure	8811		17411	7775		22932		37
911-Amount transfer from major head 2705-Command Area Development	-9							38
<b>Total: 02</b>	<b>2379663</b>	<b>139266</b>	<b>28036</b>	<b>77415</b>	<b>53763</b>	<b>30148</b>	<b>100520</b>	<b>39</b>
<b>03-Waste Land Development-</b>								
001-Direction and Administration	0					8695		40
101-National Waste Land Development Programme	0					154539		41
800-Other Expenditure	0							42
<b>Total: 03</b>	<b>0</b>	<b>0</b>	<b>0</b>	<b>0</b>	<b>0</b>	<b>163234</b>	<b>0</b>	<b>43</b>
<b>04-Afforestation and Ecology-</b>								
101-National Afforestation and Ecology Development Programme	383728							44
191-Assistance to Local Bodies, Municipal Corporations etc.	0							45
<b>Total: 04</b>	<b>383728</b>	<b>0</b>	<b>0</b>	<b>0</b>	<b>0</b>	<b>0</b>	<b>0</b>	<b>46</b>
<b>Total: Expenditure on Forestry and Wildlife</b>	<b>24204360</b>	<b>2841335</b>	<b>150656</b>	<b>282021</b>	<b>276793</b>	<b>396668</b>	<b>885300</b>	<b>47</b>
Charged	400013	630						48
Voted	23804347	2840705	150656	282021	276793	396668	885300	49

## COMBINED FINANCE AND REVENUE ACCOUNTS OF THE UNION AND STATE GOVERNMENTS IN INDIA FOR THE YEAR 2001-02.

## No. 12-A-2406-ACCOUNT of EXPENDITURE on FORESTRY AND WILDLIFE for the year ended 31st March, 2002-Concl'd.

Item No.	STATE GOVERNMENTS								Total
	Punjab	Rajasthan	Sikkim	Tamil Nadu	Tripura	Uttar Pradesh	Uttaranchal	West Bengal	
1	174944	475397	79113	470301	201915	848940	446498	669516	9363832
2				13313				1165	229976
3			4791						797050
4			2318		466			3988	250738
5			2117						15497
6		1452	2000	6084	10546	13989	7551	57054	568763
7		162295	48230	25872	5817	5019	5000	59346	8845607
8	823438	306205	51058	184609	8186	662513	337467	143537	6589314
9		3018	19236	27133	142	5000	108225	52790	1302288
10			582		1479				47397
11									0
12									10296
13									0
14									731715
15									197813
16		39892							39892
17		14862							14862
18		9045							591721
19									162831
20									5544
21								29172	123036
22									0
23									0
24									107752
25		36967		15088		650		37435	999803
26				10492					522955
27									128810
28			620	58955		12815		251996	1179778
29			-10360	-1786			678133		577719
30	998382	1049133	199705	810061	228551	1548926	1582874	1305999	33404991
31	117	159113	32526	17081	10036	32928	66635	190286	2595559
32	3302	16651		25959		6238		38472	314308
33	1137	66169				57161		71665	500919
34									1437
35								1435	115067
36								19422	40934
37		10402		86					67417
38									9
39	4556	252336	32526	43126	10036	96327	66635	321280	3635632
40									8695
41									154539
42									0
43	0	0	0	0	0	0	0	0	163234
44									383728
45									0
46	0	0	0	0	0	0	0	0	383728
47	1002938	1301468	232231	853187	238587	1645253	1649509	1627279	37587585
48		4123						725	405491
49	1002938	1297345	232231	853187	238587	1645253	1649509	1626554	37182094

(a) Includes Rs.417 thousands spent out of advances from the Contingency Fund upto 31.3.2001 and recouped to the Fund during 2001-02 and excludes Rs. 4840 thousands spent out of advances from the Contingency Fund during 2001-02 but not recouped to the fund till the close of the year.

Economic Services

<b>No. 12-B-4406-ACCOUNT of CAPITAL OUTLAY on FORESTRY AND WILDLIFE during and to the end of the year 2001-02</b>		
(In thousands of rupees)		
	Expenditure	
	During the year	To end of the year
<b>UNION GOVERNMENT</b>		
<b>01-Forestry-</b>		
070-Communication and Buildings	86249	667518
101-Forest Conservation, Development and Regeneration	61684	387128
102-Social and Farm Forestry	---	21629
105-Forest Produce	---	43844
796-Tribal Area Sub-Plan	1002	3939
797-Transfers to/from Reserve Funds and Deposit Accounts	---	-92
800-Other Expenditure	---	29964
<b>Total: 01</b>	<b>148935</b>	<b>1153930</b>
<b>02-Environmental Forestry and Wildlife-</b>		
110-Wild Life	10720	49993
111-Zoological Park	---	310
800-Other Expenditure	150	10631
<b>Total: 02</b>	<b>10870</b>	<b>60934</b>
<b>Total: Union Government</b>	<b>159805</b>	<b>1214864</b>
<b>UNION TERRITORY GOVERNMENT PONDICHERRY</b>		
<b>02-Environmental Forestry and Wildlife-</b>		
112-Public Gardens	---	104
<b>Total: Government of Pondicherry</b>	<b>0</b>	<b>104</b>
<b>STATE GOVERNMENTS ANDHRA PRADESH</b>		
<b>01-Forestry-</b>		
001-Direction and Administration	---	18
070-Communication and Buildings	---	14155
101-Forest Conservation, Development and Regeneration	104372	637458
190-Investments in Public Sector and Other Undertakings	---	194757
800-Other Expenditure	---	5000
<b>Total: 01</b>	<b>104372</b>	<b>851388</b>
<b>02-Environmental Forestry and Wildlife-</b>		
111-Zoological Park	---	6000
800-Other Expenditure	---	468
<b>Total: 02</b>	<b>0</b>	<b>6468</b>
<b>Total: Government of Andhra Pradesh</b>	<b>104372</b>	<b>857856</b>
<b>ARUNACHAL PRADESH</b>		
<b>01-Forestry-</b>		
070-Communication and Buildings	3088	56617
190-Investments in Public Sector and Other Undertakings	---	40000
800-Other Expenditure	---	18713
<b>Total: Government of Arunachal Pradesh</b>	<b>3088</b>	<b>115330</b>

## COMBINED FINANCE AND REVENUE ACCOUNTS OF THE UNION AND STATE GOVERNMENTS IN INDIA FOR THE YEAR 2001-02

## No. 12-B-4406-ACCOUNT of CAPITAL OUTLAY on FORESTRY AND WILDLIFE during and to the end of the year 2001-02-Contd.

(In thousands of rupees)

	Expenditure	
	During the year	To end of the year
<b>ASSAM</b>		
<b>01-Forestry-</b>		
070-Communications and Buildings	--	1917
101-Forest Conservation, Development and Regeneration	--	4829
190-Investment in Public Sector and other Undertakings	--	500
800-Other Expenditure	--	638
<b>Total: Government of Assam</b>	<b>0</b>	<b>7884</b>
<b>BIHAR</b>		
<b>01-Forestry-</b>		
101-Forest Conservation, Development and Regeneration	--	55124
105-Forest Produce	--	2000
796-Tribal Area Sub-plan	--	118074
800-Other Expenditure	--	7293
<b>Total: 01</b>	<b>0</b>	<b>182491</b>
<b>02-Environmental Forestry and Wildlife-</b>		
112-Public Gardens	--	1493
<b>Total: 02</b>	<b>0</b>	<b>1493</b>
<b>Total: Government of Bihar</b>	<b>0</b>	<b>183984</b>
<b>CHHATTISGARH</b>		
<b>01-Forestry-</b>		
070-Communication and Buildings	21481	23801
101-Forest Conservation, Development and Regeneration	--	--
102-Social and Farm Forestry	--	--
190-Investments in Public Sector and other Undertakings	--	--
796-Tribal Area Sub-Plan	--	--
800-Other expenditure	--	--
<b>Total: Government of Chhattisgarh</b>	<b>21481</b>	<b>23801</b>
<b>NCT DELHI</b>		
<b>01-Forestry-</b>		
070-Communication and Buildings	--	55401
101-Forest Conservation, Development and Regeneration	1283	13229
800-Other Expenditure	35068	70694
<b>Total : 01</b>	<b>36351</b>	<b>139324</b>
<b>02-Environmental Forestry and Wildlife-</b>		
110-Wild Life	28160	237262
112-Public Gardens	5179	34888
<b>Total : 02</b>	<b>33339</b>	<b>272150</b>
<b>TOTAL: Government of NCT Delhi</b>	<b>69690</b>	<b>411474</b>
<b>GOA</b>		
<b>01-Forestry-</b>		
070-Communication and Buildings	3556	33555
800-Other Expenditure	--	685
<b>Total : 01</b>	<b>3556</b>	<b>34240</b>

**No. 12-B-4406-ACCOUNT of CAPITAL OUTLAY on FORESTRY AND WILDLIFE during and to the end of the year 2001-02-Contd.**  
(In thousands of rupees)

	Expenditure	
	During the year	To end of the year
<b>GOA</b>		
<b>02-Environmental Forestry and Wildlife-</b>		
111-Zoological Parks		7788
190-Investment in Public Sector and Other Undertakings		5000
<b>Total : 02</b>	<b>0</b>	<b>12788</b>
<b>Total: Government of Goa</b>	<b>3556</b>	<b>47028</b>
<b>GUJARAT</b>		
<b>01-Forestry-</b>		
070-Communications and Buildings	13029	82987
101-Forest Conservation, Development and Regeneration	953764	10968097
794-Special Control Assistance for Tribal Sub-Plan	5155	82821
796-Tribal Area Sub-plan	302381	4365087
800-Other Expenditure		4950
<b>Total: Government of Gujarat</b>	<b>1274329</b>	<b>15503922</b>
<b>HARYANA</b>		
<b>01-Forestry</b>		
190-Investment in Public Sector and other undertakings		2000
<b>Total: Government of Haryana</b>	<b>0</b>	<b>2000</b>
<b>HIMACHAL PRADESH</b>		
<b>01-Forestry-</b>		
070-Communications and Buildings	6155	164132
101-Forest Conservation, Development and Regeneration		2000
102-Social and Farm Forestry		32031
112-Rosin and Turpentine Factories		14101
796-Tribal Area Sub-plan	17311	116435
800-Other Expenditure		94644
<b>Total: 01</b>	<b>23466</b>	<b>423343</b>
<b>02-Environment Forestry and Wildlife-</b>		
110-Wildlife	2348	29813
111-Zoological Parks	1403	25855
<b>Total: 02</b>	<b>3751</b>	<b>55668</b>
<b>Total: Government of Himachal Pradesh</b>	<b>27217</b>	<b>479011</b>
<b>JAMMU AND KASHMIR</b>		
<b>01-Forestry-</b>		
070-Communications and Buildings		46245
101-Forest Conservation, Development and Regeneration		1738
105-Forest Produce		246
800-Other Expenditure	244199	874028
<b>Total: Government of Jammu &amp; Kashmir</b>	<b>244199</b>	<b>922357</b>

## No. 12-B-4406-ACCOUNT of CAPITAL OUTLAY on FORESTRY AND WILDLIFE during and to the end of the year 2001-02-Contd.

	(In thousands of rupees)	
	Expenditure	
	During the year	To end of the year
<b>JHARKHAND</b>		
<b>01-Forestry-</b>		
070-Communications and Buildings	--	--
<b>Total:01</b>	<b>0</b>	<b>0</b>
<b>Total: Government of Jharkhand</b>	<b>0</b>	<b>0</b>
<b>KARNATAKA</b>		
<b>01-Forestry-</b>		
070-Communications and Buildings	1434	128124
102-Social and Farm Forestry - Forestry and Environment Project for Eastern Plains	70946	181045
190-Investments in Public Sector and Other Undertakings	2500	163536
800-Other Expenditure	--	11182
<b>Total: 01</b>	<b>74880</b>	<b>483887</b>
<b>02-Environmental Forestry and Wildlife-</b>		
111-Zoological Parks	--	129
<b>Total: 02</b>	<b>0</b>	<b>129</b>
<b>Total: Government of Karnataka</b>	<b>74880</b>	<b>484016</b>
<b>KERALA</b>		
<b>01-Forestry-</b>		
070-Communications and Buildings	5403	244163
101-Forest Conservation, Development and Regeneration	--	1728
102-Social and Farm Forestry	--	139570
105-Forest Produce	6876	483909
190-Investments in Public Sector and Other Undertakings	6000	77631
800-Other Expenditure	1433	59068
<b>Total : 01</b>	<b>19712</b>	<b>1006069</b>
<b>02-Enviornmental and Forestry of Wildlife-</b>		
110-Wild Life	--	10638
<b>Total : 02</b>	<b>0</b>	<b>10638</b>
<b>Total: Government of Kerala</b>	<b>19712</b>	<b>1016707</b>
<b>MADHYA PRADESH</b>		
<b>01-Forestry-</b>		
070-Communications and Buildings	--	851065
101-Forest Conservation, Development and Regeneration	--	9147
102-Social and Farm Forestry	--	39744
190-Investment in Public Sector and Other undertaking	--	377008
796-Tribal Area Sub-plan	--	209439
800-Other Expenditure	12187	348746
<b>Total: Government of Madhya Pradesh</b>	<b>12187</b>	<b>1835149</b>

(A)Includes Rs. 1637403 thousands yet to be apportioned between M.P. &amp; Chhattisgarh.

## No. 12-B-4406-ACCOUNT of CAPITAL OUTLAY on FORESTRY AND WILDLIFE during and to the end of the year 2001-02-Contd.

	(In thousands of rupees)	
	During the year	To end of the year
<b>MAHARASHTRA</b>		
<b>01-Forestry-</b>		
070-Communications and Buildings-	6898	80980
101-Forest Conservation, Development and Regeneration-	13745	749954
102-Social and Farm Forestry	23877	1848577
105-Forest Produce		34811
190-Investments in Public Sector and Other Undertakings		258609
796-Tribal Area Sub-plan	20624	637168
800-Other Expenditure		34282
<b>Total: 01</b>	<b>65144</b>	<b>3644381</b>
<b>02-Environmental Forestry and Wildlife-</b>		
110-Wildlife	8000	37275
111-Zoological Praks		2619
800-Other Expenditure		
<b>Total: 02</b>	<b>8000</b>	<b>39894</b>
<b>Total: Government of Maharashtra</b>	<b>73144</b>	<b>3684275</b>
<b>MANIPUR</b>		
<b>02:Environmental Forestry and Wildlife-</b>		
112-Public Gardens		447
800-Other Expenditure		296
901-Deduct-Receipts and Recoveries on Capital Account		-1
<b>Total: Government of Manipur</b>	<b>0</b>	<b>742</b>
<b>MEGHALAYA</b>		
<b>01-Forestry</b>		
070-Communication and Building	834	1721
105-Forest Produce		6696
190-Investment in Public Sector and Other Undertakings		15619
800-Other Expenditure	61	13690
<b>Total: Government of Meghalaya</b>	<b>895</b>	<b>37726</b>



**No. 12-B-4406-ACCOUNT of CAPITAL OUTLAY on FORESTRY AND WILDLIFE during and to the end of the year 2001-02-Contd.**

	(In thousands of rupees)	
	Expenditure	
	During the year	To end of the year
<b>MIZORAM</b>		
<b>01-Forestry-</b>		
070-Communication and Building	—	17988
101-Forest Conservation, Development and Regeneration	—	276
<b>Total: Government of Mizoram</b>	<b>0</b>	<b>18264</b>
<b>NAGALAND</b>		
<b>01-Forestry-</b>		
070-Communications and Buildings	21984	30909
<b>Total: Government of Nagaland</b>	<b>21984</b>	<b>30909</b>
<b>ORISSA</b>		
<b>01-Forestry-</b>		
070-Communications and Buildings	3676	569226
102-Social and Farm Forestry	111473	300001
190-Investments in Public Sector and Other Undertakings	—	48550
201-Government Trading in Tendu Leaves	125701	2863485
796-Tribal Area Sub-plan	16743	87346
800-Other Expenditure	—	47703
901-Deduct-Receipts and Recoveries on Capital Accounts	—	-1434252
<b>Total : 01</b>	<b>257593</b>	<b>2482059</b>
<b>02-Environmental Forestry &amp; Wild Life-</b>		
112-Public Gardens	—	1426
800-Other Expenditure	—	1195
<b>Total : 02</b>	<b>0</b>	<b>2621</b>
<b>Total: Government of Orissa</b>	<b>257593</b>	<b>2484680</b>
<b>PUNJAB</b>		
<b>01-Forestry-</b>		
070-Communications and Buildings	—	555
800-Other Expenditure	—	4544
<b>Total: 01</b>	<b>0</b>	<b>5099</b>
<b>02-Environmental Forestry and Wildlife-</b>		
111-Zoological Parks	—	1084
<b>Total: 02</b>	<b>0</b>	<b>1084</b>
<b>Total: Government of Punjab</b>	<b>0</b>	<b>6183</b>
<b>RAJASTHAN</b>		
<b>01-Forestry-</b>		
070-Communications and Buildings	1440	21566
101-Forest Conservation, Development and Regeneration	754	75901

## No. 12-B-4406-ACCOUNT of CAPITAL OUTLAY on FORESTRY AND WILDLIFE during and to the end of the year 2001-02-Contd.

		(In thousands of rupees)	
		Expenditure	
		During the year	To end of the year
102-Social & Farm Forestry	<b>RAJASTHAN</b>	57792	2196985
105-Forest Produce		15778	66558
190-Investments in Public Sector and Other Undertakings		-	1900
796-Tribal Area Sub-Plan		3632	506757
800-Other Expenditure		7336	70023
<b>Total 01</b>		<b>86732</b>	<b>2939690</b>
<b>02-Environmental Forestry and Wildlife-</b>			
110-Wild Life		1351	30691
111-Zoological Park		50	14981
800-Other Expenditure		-	49687
<b>Total 02</b>		<b>1401</b>	<b>95359</b>
<b>Total: Government of Rajasthan</b>		<b>88133</b>	<b>3035049</b>
	<b>SIKKIM</b>		
<b>01-Forestry-</b>			
070-Communication and Building		1956	8812
105-Forest Produce		-	3896
<b>Total: Government of Sikkim</b>		<b>1956</b>	<b>12708</b>
	<b>TAMIL NADU</b>		
<b>01-Forestry-</b>			
070-Communications and Buildings		1993	205231
101-Forest Conservation, Development and Regeneration		1550	281998
102-Social and Farm Forestry		883406	6065706
105-Forest Produce		6498	188602
190-Investments in Public Sector and Other Undertakings		-	6700
796-Tribal Area Sub-plan		-	113602
800-Other Expenditure		11768	84453
<b>Total: 01</b>		<b>905215</b>	<b>6946292</b>
<b>02-Environmental Forestry and Wildlife-</b>			
110-Wildlife		43537	290125
111-Zoological Parks		2560	84239
800-Other Expenditure		1680	14802
<b>Total: 02</b>		<b>47777</b>	<b>389166</b>
<b>Total: Government of Tamil Nadu</b>		<b>952992</b>	<b>7335458</b>
	<b>TRIPURA</b>		
<b>01-Forestry-</b>			
102-Social and Farm Forestry		54190	54190
800-Other Expenditure		-	243
<b>Total: Government of Tripura</b>		<b>54190</b>	<b>54433</b>

\* Investment in Rajasthan Rajya Van Vikas Nigam Ltd.

(A) Includes Rs. 476 thousands (B) includes Rs. (-) 904 thousands (C) includes Rs. (-) 262 thousands adjusted Proforma in rectification of misclassification during previous year.

## No. 12-B-4406-ACCOUNT of CAPITAL OUTLAY on FORESTRY AND WILDLIFE during and to the end of the year 2001-02-Concl'd.

	(In thousands of rupees)	
	Expenditure	
	During the year	To end of the year
<b>UTTAR PRADESH</b>		
<b>01-Forestry-</b>		
070-Communications and Buildings		569
101-Forest Conservation, Development and Regeneration	622	3275
112-Rosin and Turpentine Factories		1342
800-Other Expenditure	15186	-44372
<b>Total 01</b>	<b>15808</b>	<b>-39186</b>
<b>02-Environmental Forestry and Wild Life-</b>		
112-Public Garden		10000
800-Other Expenditure		8944
<b>Total 02</b>	<b>0</b>	<b>18944</b>
<b>Total: Government of Uttar Pradesh</b>	<b>15808</b>	<b>-20242</b>
<b>UTTARANCHAL</b>		
<b>01-Forestry-</b>		
101-Forest Conservation, Development and Regeneration	1750	1750
800-Other Expenditure		-
<b>Total 01</b>	<b>1750</b>	<b>1750</b>
<b>02-Environmental Forestry and Wild Life</b>		
112-Public Garden		-
800-Other Expenditure		-
<b>Total 02</b>	<b>0</b>	<b>0</b>
<b>Total: Government of Uttaranchal</b>	<b>1750</b>	<b>1750</b>
<b>WEST BENGAL</b>		
<b>01-Forestry-</b>		
190-Investments in Public Sector and Other Undertakings	28760	82331
800-Other Expenditure		13
<b>Total: Government of West Bengal</b>	<b>28760</b>	<b>82344</b>
<b>Total: Capital Outlay on Forestry and Wild Life</b>	<b>3511721</b>	<b>39869766</b>

\*\*Includes Rs. (-) 36051 thousands yet to be apportioned between Uttar Pradesh and Uttaranchal.

**No. 12-C-6406-ACCOUNT of LOANS for FORESTRY AND WILDLIFE showing the amounts ADVANCED and REPAYED during the year ended 31st March, 2002 and the BALANCES of such LOANS at the commencement and at the end of the year 2001-02**

	(In thousands of rupees)									
	Union Government	U.T. Govt. Pondicherry	STATE GOVERNMENTS							Item No.
			Andhra Pradesh	Arunachal Pradesh	Assam	Bihar	Chhattisgarh	NCT Delhi	Goa	
<b>101-Forest conservation, Development and Regeneration-</b>										
Balance 1st April, 2001	2					8734				1
Advance during the year										2
Repaid during the year										3
Balance 31st March, 2002	2	0	0	0	0	8734	0	0	0	4
<b>103-Environmental Forestry and Wild Life-</b>										
Balance 1st April, 2001					997					5
Advance during the year										6
Repaid during the year										7
Balance 31st March, 2002	0	0	0	0	997	0	0	0	0	8
<b>104-Forestry-</b>										
Balance 1st April, 2001			139				10447			9
Advance during the year										10
Repaid during the year										11
Balance 31st March, 2002	0	0	139	0	0	0	10447	0	0	12
<b>190-Loans to Public Sector and other Undertakings-</b>										
Balance 1st April, 2001			58213							13
Advance during the year										14
Repaid during the year										15
Balance 31st March, 2002	0	0	58213	0	0	0	0	0	0	16
<b>796-Tribal Area Sub-plan-</b>										
Balance 1st April, 2001						7305	25088			17
Advance during the year										18
Repaid during the year										19
Balance 31st March, 2002	0	0	0	0	0	7305	25088	0	0	20
<b>800-Other Loans-</b>										
Balance 1st April, 2001										21
Advance during the year										22
Repaid during the year										23
Balance 31st March, 2002	0	0	0	0	0	0	0	0	0	24
<b>Total: Forestry and Wild Life</b>										
Balance 1st April, 2001	2	0	58352	0	997	16039	35535	0	0	25
Advance during the year	0	0	0	0	0	0	0	0	0	26
Repaid during the year	0	0	0	0	0	0	0	0	0	27
Balance 31st March, 2002	2	0	58352	0	997	16039	35535	0	0	28
Interest received and credited to revenue			53470							29

(A) Retained in Bihar pending allocation.

**No. 12-C-6406-ACCOUNT of LOANS for FORESTRY AND WILDLIFE showing the amounts ADVANCED and REPAYED during the year ended 31st March, 2002 and the BALANCES of such LOANS at the commencement and at the end of the year 2001-02-Contd.**

Item No.	STATE GOVERNMENTS								Total carried over
	Gujarat	Haryana	Himachal Pradesh	Jammu and Kashmir	Jharkhand	Karnataka	Kerala	Madhya Pradesh	
1	5974	-	-	-	-	-	-	-	14710
2	-	-	-	-	-	-	-	-	0
3	-	-	-	-	-	-	-	-	0
4	5974	0	0	0	0	0	0	0	14710
5	-	-	-	-	-	-	-	-	997
6	-	-	-	-	-	-	-	-	0
7	-	-	-	-	-	-	-	-	0
8	0	0	0	0	0	0	0	0	997
9	2160	-	-	164	-	150822	-	506125	669857
10	-	-	-	-	-	800	-	-	800
11	7	-	-	1	-	1	-	-	9
12	2153	0	0	163	0	151621	0	506125	670648
13	-	-	-	-	-	-	77035	-	135248
14	-	-	-	-	-	-	-	-	0
15	-	-	-	-	-	-	-	-	0
16	0	0	0	0	0	0	77035	0	135248
17	74	-	-	-	-	-	-	69155	101622
18	-	-	-	-	-	-	-	-	0
19	-	-	-	-	-	-	-	-	0
20	74	0	0	0	0	0	0	69155	101622
21	-	-	-	-	-	-	-	-	0
22	-	-	-	-	-	-	-	-	0
23	-	-	-	-	-	-	-	-	0
24	0	0	0	0	0	0	0	0	0
25	8208	0	0	164	0	150822	77035	575280	922434
26	0	0	0	0	0	800	0	0	800
27	7	0	0	1	0	1	0	0	9
28	8201	0	0	163	0	151621	77035	575280	923225
29	-	-	-	-	-	-	-	-	53470

(A) Includes Rs. 478803 thousands yet to be apportioned between M.P. and Chhattisgarh.

Loan and Advances

**No. 12-C-6406-ACCOUNT of LOANS for FORESTRY AND WILDLIFE showing the amounts ADVANCED and REPAYED during the year ended 31st March, 2002 and the BALANCES of such LOANS at the commencement and at the end of the year 2001-02-Contd.**

	Total brought forward	STATE GOVERNMENTS						Item No.
		Maharashtra	Manipur	Meghalaya	Mizoram	Nagaland	Orissa	
(In thousands of rupees)								
<b>101-Forest conservation, Development and Regeneration-</b>								
Balance 1st April,2001	14710	77130					32	1
Advance during the year	0							2
Repaid during the year	0							3
Balance 31st March, 2002	14710	77130	0	0	0	0	32	4
<b>103-Environmental Forestry and Wild Life-</b>								
Balance 1st April,2001	997							5
Advance during the year	0							6
Repaid during the year	0							7
Balance 31st March, 2002	997	0	0	0	0	0	0	8
<b>104-Forestry-</b>								
Balance 1st April,2001	669857	374716					599	9
Advance during the year	800							10
Repaid during the year	9	2						11
Balance 31st March, 2002	670648	374714	0	0	0	0	599	12
<b>190-Loans to Public Sector and other Undertakings-</b>								
Balance 1st April,2001	135248							13
Advance during the year	0							14
Repaid during the year	0							15
Balance 31st March, 2002	135248	0	0	0	0	0	0	16
<b>796-Tribal Area Sub-plan-</b>								
Balance 1st April,2001	101622	1778						17
Advance during the year	0							18
Repaid during the year	0							19
Balance 31st March, 2002	101622	1778	0	0	0	0	0	20
<b>800-Other Loans-</b>								
Balance 1st April,2001	0							21
Advance during the year	0							22
Repaid during the year	0							23
Balance 31st March, 2002	0	0	0	0	0	0	0	24
<b>Total</b>								
Balance 1st April,2001	922434	453624	0	0	0	0	631	25
Advance during the year	800	0	0	0	0	0	0	26
Repaid during the year	9	2	0	0	0	0	0	27
Balance 31st March, 2002	923225	453622	0	0	0	0	631	28
Interest received and credited to revenue	53470							29

**No. 12-C-6406-ACCOUNT of LOANS for FORESTRY AND WILDLIFE showing the amounts ADVANCED and REPAYD during the year ended 31st March, 2002 and the BALANCES of such LOANS at the commencement and at the end of the year 2001-02-Concl'd.**

(In thousands of rupees)

Item No.	STATE GOVERNMENTS								Total
	Punjab	Rajasthan	Sikkim	Tamil Nadu	Tripura	Uttar Pradesh	Uttaranchal	West Bengal	
1			449						92321
2									0
3									0
4	0	0	449	0	0	0	0	0	92321
5									997
6									0
7									0
8	0	0	0	0	0	0	0	0	997
9	382					202		16000	1061756
10									800
11									11
12	382	0	0	0	0	202	0	16000	1062545
13									135248
14									0
15									0
16	0	0	0	0	0	0	0	0	135248
17									103400
18									0
19									0
20	0	0	0	0	0	0	0	0	103400
21	1868					1			1869
22									0
23									0
24	1868	0	0	0	0	1	0	0	1869
25	2250	0	449	0	0	203	0	16000	1395591
26	0	0	0	0	0	0	0	0	800
27	0	0	0	0	0	0	0	0	11
28	2250	0	449	0	0	203	0	16000	1396380
29									53470

(A) An amount for Rs.203 thousands yet to be apportioned between U.P. and Uttaranchal.

## No. 13-0407 - ACCOUNT of RECEIPTS from PLANTATIONS for the year ended 31st March, 2002

	STATE GOVERNMENTS									Item No
	Andhra Pradesh	Arunachal Pradesh	Assam	Bihar	Chhattisgarh	NCT Delhi	Himachal Pradesh	Jammu and Kashmir	Jharkhand	
<b>01-Tea-</b>										
015-Cess										1
800-Other Receipts							76			2
<b>02-Coffee-</b>										
015-Cess										3
800-Other Receipts										4
<b>03-Rubber-</b>										
015-Cess										5
800-Other Receipts										6
<b>04-Spices-</b>										
015-Cess										7
800-Other Receipts										8
<b>60-Others-</b>										
533-Jute										9
800-Other Receipts								2		10
811-Coconuts										11
813-Cashew										12
822-Cinchona										13
829-Areca nut										14
830-Other Plantation										15
900-Deduct - Refunds										16
<b>Total: Receipts on Plantations</b>	<b>0</b>	<b>0</b>	<b>0</b>	<b>0</b>	<b>0</b>	<b>0</b>	<b>76</b>	<b>2</b>	<b>0</b>	<b>17</b>



No. 13-0407 - ACCOUNT of RECEIPTS from PLANTATIONS for the year ended 31st March, 2002-Concl'd.

Item No.	STATE GOVERNMENTS									Total
	Karnataka	Maharashtra	Nagaland	Orissa	Sikkim	Tamil Nadu	Uttar Pradesh	Uttaranchal	West Bengal	
1										0
2					20120					20196
3										0
4	12									12
5										0
6										0
7										0
8										0
9										0
10										2
11										0
12										0
13									305	305
14										0
15										0
16										0
17	12	0	0	0	20120	0	0	0	305	20516

Economic Services



No. 13-A-2407 - ACCOUNT of EXPENDITURE on PLANTATIONS for the year ended 31st March, 2002 - Contd.

Item No	STATE GOVERNMENTS								Total Carried over
	Gujarat	Haryana	Himachal Pradesh	Jammu and Kashmir	Jharkhand	Karnataka	Kerala	Madhya Pradesh	
1									145000
2									190000
3			6140						369140
4									-141240
5	0	0	6140	0	0	0	0	0	562900
6									115000
7									40000
8									270000
9	0	0	0	0	0	0	0	0	425000
10									629200
11									0
12									165800
13	0	0	0	0	0	0	0	0	795000
14									29000
15									0
16									173000
17	0	0	0	0	0	0	0	0	202000
18									0
19									0
20									0
21									5900
22									0
23									10000
24									0
25	0	0	0	0	0	0	0	0	15900
26	0	0	6140	0	0	0	0	0	2000800
27									0
28	0	0	6140	0	0	0	0	0	2000800

Economic Services

## No. 13-A-2407 - ACCOUNT of EXPENDITURE on PLANTATIONS for the year ended 31st March, 2002 - Contd.

	Total brought forward	STATE GOVERNMENTS					Orissa	Item No
		Maharashtra	Manipur	Meghalaya	Mizoram	Nagaland		
<b>01-Tea -</b>								
015-Payment against Collection of Cess	145000							1
016-Subsidy for Replantation	190000							2
800-Other Expenditure	369140							3
911-Deduct- Recoveries of Overpayments	-141240							4
<b>Total 01</b>	<b>562900</b>	<b>0</b>	<b>0</b>	<b>0</b>	<b>0</b>	<b>0</b>	<b>0</b>	<b>5</b>
<b>02-Coffee -</b>								
015-Payment against Collection of Cess	115000							6
016-Subsidy for Replantation	40000							7
800-Other Expenditure	270000							8
<b>Total 02</b>	<b>425000</b>	<b>0</b>	<b>0</b>	<b>0</b>	<b>0</b>	<b>0</b>	<b>0</b>	<b>9</b>
<b>03-Rubber -</b>								
015-Payment against Collection of Cess	629200							10
016-Subsidy for Replantation	0							11
800-Other Expenditure	165800		200					12
<b>Total 03</b>	<b>795000</b>	<b>0</b>	<b>200</b>	<b>0</b>	<b>0</b>	<b>0</b>	<b>0</b>	<b>13</b>
<b>04-Caradamom -</b>								
015-Payment against Collection of Cess	29000							14
016-Subsidy for Replantation	0							15
800-Other Expenditure	173000							16
<b>Total 04</b>	<b>202000</b>	<b>0</b>	<b>0</b>	<b>0</b>	<b>0</b>	<b>0</b>	<b>0</b>	<b>17</b>
<b>60-Others -</b>								
001-Direction and Administration	0							18
533-Jute	0							19
796-Tribal Area Sub-Plan	0							20
800-Other Expenditure	5900							21
811-Coconuts	0							22
813-Cashew	10000							23
822-Cinchona	0							24
<b>Total 60</b>	<b>16900</b>	<b>0</b>	<b>0</b>	<b>0</b>	<b>0</b>	<b>0</b>	<b>0</b>	<b>25</b>
<b>Total : Expenditure on Plantations</b>	<b>2000800</b>	<b>0</b>	<b>200</b>	<b>0</b>	<b>0</b>	<b>0</b>	<b>0</b>	<b>26</b>
Charged	0							27
Voted	2000800	0	200	0	0	0	0	28


## No. 13-A-2407 - ACCOUNT of EXPENDITURE on PLANTATIONS for the year ended 31st March, 2002 - Concl'd.

Item No	STATE GOVERNMENTS								Total
	Punjab	Rajasthan	Sikkim	Tamil Nadu	Tripura	Uttar Pradesh	Uttaranchal	West Bengal	
1	-	-	-	-	-	-	-	-	145000
2	-	-	-	-	-	-	-	-	190000
3	-	-	17999	-	1462	-	-	-	388601
4	-	-	-	-	-	-	-	-	-141240
5	0	0	17999	0	1462	0	0	0	582361
6	-	-	-	-	-	-	-	-	115000
7	-	-	-	-	-	-	-	-	40000
8	-	-	-	-	-	-	-	-	270000
9	0	0	0	0	0	0	0	0	425000
10	-	-	-	-	-	-	-	-	629200
11	-	-	-	-	-	-	-	-	0
12	-	-	-	-	-	-	-	-	166000
13	0	0	0	0	0	0	0	0	795200
14	-	-	-	-	-	-	-	-	29000
15	-	-	-	-	-	-	-	-	0
16	-	-	-	-	-	-	-	-	173000
17	0	0	0	0	0	0	0	0	202000
18	-	-	-	-	-	-	-	-	0
19	-	-	-	-	-	-	-	-	0
20	-	-	-	-	-	300	-	-	300
21	-	-	-	-	-	97138	104975	-	208013
22	-	-	-	-	-	-	-	-	0
23	-	-	-	103	-	-	-	-	10105
24	-	-	-	-	-	-	-	-	0
25	0	0	0	103	0	97438	104975	0	218416
26	0	0	17999	103	1462	97438	104975	0	2222977
27	-	-	-	-	-	-	-	-	0
28	0	0	17999	103	1462	97438	104975	0	2222977

Economic Services

## No. 13-B-4407- ACCOUNT of CAPITAL OUTLAY on PLANTATIONS during and to the end of the year 2001-02-Concid.

	(In thousands of rupees)	
	Expenditure	
	During the year	To end of the year
<b>UNION GOVERNMENT</b>		
01-Tea - 800-Other Expenditure	--	18612
03-Rubber- 800-Other Expenditure	--	156668
60-Others- 800-Other Expenditure	--	1207
<b>Total : Union Government</b>	<b>0</b>	<b>176487</b>
<b>STATE GOVERNMENTS</b>		
<b>ASSAM</b>		
01-Tea- 800-Other Expenditure	--	56466
<b>Total :Government of Assam</b>	<b>0</b>	<b>56466</b>
<b>GOA</b>		
03-Rubber- 800-Other Expenditure	--	36666
60-Others- 800-Other Expenditure	2962	39783
813-Cashew	--	40703
<b>Total :Government of Goa</b>	<b>2962</b>	<b>117152</b>
<b>KERALA</b>		
03-Rubber- 190-Investments in Public Sector and Other Undertakings	--	55688
<b>Total :Government of Kerala</b>	<b>0</b>	<b>55688</b>
<b>TAMIL NADU</b>		
01-Tea- 190-Investment in Tamil Nadu Tea Plantation Corporation Ltd.	--	32826
800-Other Expenditure	--	186
03-Rubber- 190-Investments in Public Sector and other Undertakings	--	2500
60-Others- 800-Other Expenditure	--	847319
813-Cashew	--	4562
<b>Total :Government of Tamil Nadu</b>	<b>0</b>	<b>887393</b>
<b>TRIPURA</b>		
01-Tea- 190-Investment in Tripura Tea Plantation Corporation Ltd.	--	8750
<b>Total :Government of Tripura</b>	<b>0</b>	<b>8750</b>
<b>WEST BENGAL</b>		
01-Tea- 190-Investment in West Bengal Tea Plantation Corporation Ltd.	16000	136180
60-Others- 800-Other Expenditure	--	766
<b>Total :Government of West Bengal</b>	<b>16000</b>	<b>136946</b>
<b>Total : Capital Outlay on Plantations</b>	<b>18962</b>	<b>1438882</b>







## COMBINED FINANCE AND REVENUE ACCOUNTS OF THE UNION AND STATE GOVERNMENTS IN INDIA FOR THE YEAR 2001-02

## No. 13-C-6407 - ACCOUNT of LOANS for PLANTATIONS showing the amounts ADVANCED and REPAID during the year ended 31st March, 2002 and the BALANCES of such LOANS at the commencement and at the end of the year 2001-02-Conclid.

(In thousands of rupees)

	Union Government	State Government								Total
		Andhra Pradesh	Assam	NCT Delhi	Karnataka	Kerala	Tamil Nadu	Uttar Pradesh	West Bengal	
<b>03-Rubber-</b>										
<b>190-Loans to Public Sector and other Undertakings-</b>										
Balance 1st April, 2001							4742		3500	8242
Advanced during the year							4000			4000
Repaid during the year										0
Balance, 31st March, 2002	0	0	0	0	0	0	8742	0	3500	12242
<b>04-Spices -</b>										
<b>800-Other Loans-</b>										
Balance 1st April, 2001	4									4
Advanced during the year										0
Repaid during the year										0
Balance, 31st March, 2002	4	0	0	0	0	0	0	0	0	4
<b>60-Others-</b>										
<b>190-Loans to Public Sector and other Undertakings-</b>										
Balance 1st April, 2001							2497			2497
Advanced during the year										0
Repaid during the year										0
Balance, 31st March, 2002	0	0	0	0	0	0	2497	0	0	2497
<b>800-Other Loans-</b>										
Balance 1st April, 2001		637						15		652
Advanced during the year										0
Repaid during the year										0
Balance, 31st March, 2002	0	637	0	0	0	0	0	15	0	652
<b>Total-Loans for Plantation</b>										
Balance 1st April, 2001	785068	637	5000	0	0	0	70528	15	224559	1085807
Advanced during the year	0	0	0	0	0	0	4000	0	17500	21500
Repaid during the year	3611	0	0	0	0	0	5028	0	0	8639
Balance, 31st March, 2002	781457	637	5000	0	0	0	69500	15	242059	1098668
Interest received and credited to revenue	11035									11035

(A) Rs.15 thousands yet to be apportioned between U.P. and Uttaranchal.

Loans and Advances

## No. 14-0408-ACCOUNT of RECEIPTS from FOOD STORAGE AND WAREHOUSING for the year ended 31st March, 2002

(In thousands of rupees)

	Union Government	U.T. Govt. Pondicherry	STATE GOVERNMENTS							Item No.
			Andhra Pradesh	Arunachal Pradesh	Assam	Bihar	Chhattisgarh	NCT Delhi	Goa	
101-Food										1
102-Storage and Warehousing										2
103-Nutrition and Subsidiary Food										3
104-Receipts on account of World for Food Programme Commodities under Project No. 259(1)										4
501-Services and Service Fees										5
796-Tribal Area Sub-Plan										6
800-Other Receipts	297473			1600	138					7
900-Deduct-Refunds										8
<b>Total: Receipts from Food Storage and Warehousing</b>	<b>297473</b>	<b>0</b>	<b>0</b>	<b>1600</b>	<b>138</b>	<b>0</b>	<b>0</b>	<b>0</b>	<b>0</b>	<b>9</b>

## No. 14-0408-ACCOUNT of RECEIPTS from FOOD STORAGE AND WAREHOUSING for the year ended 31st March, 2002-Contd.

(In thousands of rupees)

	Total brought forward	STATE GOVERNMENTS						Item No.
		Maharashtra	Manipur	Meghalaya	Mizoram	Nagaland	Orissa	
101-Food	86772					1		1
102-Storage and Warehousing	220812					164		2
103-Nutrition and Subsidiary Food	0	1041						3
104-Receipts on account of World for Food Programme Commodities under Project No. 259(1)	0							4
501-Services and Service Fees	0	497						5
796-Tribal Area Sub-Plan	0							6
800-Other Receipts	1372827	26343	836		396	486		7
900-Deduct-Refunds	-458	-171						8
<b>Total: Receipts from Food Storage and Warehousing</b>	<b>1679953</b>	<b>27710</b>	<b>836</b>	<b>0</b>	<b>396</b>	<b>651</b>	<b>0</b>	<b>9</b>

## COMBINED FINANCE AND REVENUE ACCOUNTS OF THE UNION AND STATE GOVERNMENTS IN INDIA FOR THE YEAR 2001-02

## No. 14-0408-ACCOUNT of RECEIPTS from FOOD STORAGE AND WAREHOUSING for the year ended 31st March, 2002-Contd.

Item No.	STATE GOVERNMENTS								Total carried over
	Gujarat	Haryana	Himachal Pradesh	Jammu and Kashmir	Jharkhand	Karnataka	Kerala	Madhya Pradesh	
1						86114		658	86772
2								220812	220812
3									0
4									0
5									0
6									0
7	59942		21416					992258	1372827
8						-443		-15	-458
9	59942	0	21416	0	0	85671	0	1213713	1679953

## No. 14-0408-ACCOUNT of RECEIPTS from FOOD STORAGE AND WAREHOUSING for the year ended 31st March, 2002-Concl'd.

Item No.	STATE GOVERNMENTS								Total
	Punjab	Rajasthan	Sikkim	Tamil Nadu	Tripura	Uttar Pradesh	Uttaranchal	West Bengal	
1			616						87389
2									220976
3									1041
4									0
5									497
6									0
7					963			2207864	3609715
8									-629
9	0	0	616	0	963	0	0	2207864	3918989

Economic Services

**No. 14-A-2408-ACCOUNT of EXPENDITURE on FOOD STORAGE AND WAREHOUSING for the  
year ended 31st March, 2002**

	Union Government	U.T. Govt. Pondicherry	STATE GOVERNMENTS							Item No.
			Andhra Pradesh	Arunachal Pradesh	Assam	Bihar	Chhattisgarh	NCT Delhi	Goa	
(In thousands of rupees)										
<b>01-Food-</b>										
001-Direction and Administration	94459				8903		38533		5118	1
003-Training	71569									2
004-Research and Evaluation	6674									3
101-Procurement and Supply	-7575				105447					4
102-Food Subsidies	174990000			240	10581		169966			5
103-Food Processing	205600									6
104-Research & Evaluation										7
190-Assistance to Public Sector and Other Undertakings							16145			8
191-Assistance to Local Bodies Corporations etc.										9
195-Assistance to Co-operatives										10
796-Tribal Area Sub-plan							8206			11
797-Transfers to/from Reserve Funds and Deposit Account	1800000									12
798-International Co-operation	3275									13
800-Other Expenditure	34160									14
902-Deduct-Amount met from sugar Development Fund	-70004									15
911-Deduct-Recoveries of Overpayments										16
<b>Total: 01</b>	<b>177128158</b>	<b>0</b>	<b>0</b>	<b>240</b>	<b>124931</b>	<b>0</b>	<b>232850</b>	<b>0</b>	<b>5118</b>	<b>17</b>
<b>02-Storage and Warehousing-</b>										
001-Direction and Administration				264854						18
003-Training	54657									19
004-Research and Evaluation	40073									20
101-Rural Godowns Programme				-3941						21
190-Assistance to Public Sector and Other Undertakings				7676						22
191-Assistance to Local Bodies Corporations etc.										23
195-Assistance to Co-operative					500					24
789-Special Component Plan for Scheduled Castes										25
796-Tribal Area Sub-plan							200			26
797-Transfers to/from Reserve Funds and Deposit Accounts										27
798-International Co-operation										28
800-Other Expenditure										29
911-Deduct-Recoveries of Overpayments										30
<b>Total: 02</b>	<b>94730</b>	<b>0</b>	<b>0</b>	<b>268889</b>	<b>500</b>	<b>0</b>	<b>200</b>	<b>0</b>	<b>0</b>	<b>31</b>
<b>Total: Expenditure on Food Storage and Warehousing</b>	<b>177222888</b>	<b>0</b>	<b>0</b>	<b>268829</b>	<b>125431</b>	<b>0</b>	<b>233050</b>	<b>0</b>	<b>5118</b>	<b>32</b>
Charged										33
Voled	177222888	0	0	268829	125431	0	233050	0	5118	34

## COMBINED FINANCE AND REVENUE ACCOUNTS OF THE UNION AND STATE GOVERNMENTS IN INDIA FOR THE YEAR 2001-02

## No. 14-A-2408-ACCOUNT of EXPENDITURE on FOOD STORAGE AND WAREHOUSING for the year ended 31st March, 2002-Contd.

Item No.	STATE GOVERNMENTS								Total carried over
	Gujarat	Haryana	Himachal Pradesh	Jammu and Kashmir	Jharkhand	Karnataka	Kerala	Madhya Pradesh	
1	113119	50096	11102	2869		141195		101258	566652
2									71589
3									6674
4	1060						50280		149212
5			27168			2058076		1229057	178485088
6									205600
7									0
8							330000	37194	383339
9									0
10			583						583
11			11996					2013	22215
12									1800000
13									3275
14						176	32688	12421	79445
15									-70004
16									0
17	114179	50096	50849	2869	0	2199447	412968	1381943	181703648
18									264854
19									54657
20									40073
21									-3941
22	36								7712
23									0
24									500
25									0
26	200							200	600
27									0
28									0
29	8						150		158
30							29		29
31	244	0	0	0	0	0	121	200	364584
32	114423	50096	50849	2869	0	2199447	413089	1382143	182068232
33									0
34	114423	50096	50849	2869	0	2199447	413089	1382143	182068232

Economic Services

**No. 14-A-2408-ACCOUNT of EXPENDITURE on FOOD STORAGE AND WAREHOUSING for the  
year ended 31st March, 2002-Contd.**

	Total brought forward	STATE GOVERNMENTS						Item No.
		Maharashtra	Manipur	Meghalaya	Mizoram	Nagaland	Orissa	
<b>01-Food-</b>								
001-Direction and Administration	566652		37860		38608	46316		1
003-Training	71569							2
004-Research and Evaluation	6674							3
101-Procurement and Supply	149212	672106					68190	4
102-Food Subsidies	178485088				85120		515116	5
103-Food Processing	205600		616					6
104-Research & Evaluation	0							7
190-Assistance to Public Sector and and Other Undertakings	383339							8
191-Assistance to Local Bodies Corporations etc.	0							9
195-Assistance to Co-operatives	583							10
796-Tribal Area Sub-plan	22215							11
797-Transfers to/from Reserve Funds and Deposit Account	1800000							12
798-International Co-operation	3275							13
800-Other Expenditure	79445	69	243		26220			14
902-Deduct-Amount met from sugar Development Fund	-70004							15
911-Deduct-Recoveries of Overpayments	0	-14						16
<b>Total: 01</b>	<b>181703648</b>	<b>672161</b>	<b>38719</b>	<b>0</b>	<b>149948</b>	<b>46316</b>	<b>583306</b>	<b>17</b>
<b>02-Storage and Warehousing-</b>								
001-Direction and Administration	264854							18
003-Training	54657							19
004-Research and Evaluation	40073							20
101-Rural Godowns Programme	-3941		748					21
190-Assistance to Public Sector and Other Undertakings	7712							22
191-Assistance to Local Bodies Corporations etc.	0							23
195-Assistance to Co-operative	500						80	24
789-Special Component Plan for Scheduled Castes	0							25
796-Tribal Area Sub-plan	600							26
797-Transfers to/from Reserve Funds and Deposit Accounts	0							27
798-International Co-operation	0							28
800-Other Expenditure	158							29
911-Deduct-Recoveries of Overpayments	29							30
<b>Total: 02</b>	<b>364584</b>	<b>0</b>	<b>748</b>	<b>0</b>	<b>0</b>	<b>0</b>	<b>80</b>	<b>31</b>
<b>Total: Expenditure on Food Storage and Warehousing</b>	<b>182068232</b>	<b>672161</b>	<b>39467</b>	<b>0</b>	<b>149948</b>	<b>46316</b>	<b>583386</b>	<b>32</b>
Charged	0	120						33
Voted	182068232	672041	39467	0	149948	46316	583386	34

## COMBINED FINANCE AND REVENUE ACCOUNTS OF THE UNION AND STATE GOVERNMENTS IN INDIA FOR THE YEAR 2001-02

## No. 14-A-2408-ACCOUNT of EXPENDITURE on FOOD STORAGE AND WAREHOUSING for the year ended 31st March, 2002-Concid.

Item No.	STATE GOVERNMENTS								Total
	Punjab	Rajasthan	Sikkim	Tamil Nadu	Tripura	Uttar Pradesh	Uttaranchal	West Bengal	
1			20841		57195	663491	81746	823615	2336324
2									71569
3									6674
4			2758						892266
5									179085324
6									206216
7									0
8									383339
9									0
10									583
11									22215
12									1800000
13									3275
14									105977
15									-70004
16									-14
17	0	0	23599	0	57195	663491	81746	823615	184843744
18					1			11947	276802
19								545	55202
20									40073
21									-3193
22									7712
23									0
24									580
25								82	82
26									600
27									0
28									0
29								501	659
30									29
31	0	0	0	0	1	0	0	13075	378488
32	0	0	23599	0	57195	663491	81746	836690	18522232
33								9	129
34	0	0	23599	0	57195	663491	81746	836681	185222103

Economic Services

**No. 14-B-4408-ACCOUNT of CAPITAL OUTLAY on FOOD STORAGE AND WAREHOUSING during and to the end of the year 2001-02**

	(In thousands of rupees)	
	During the year	To end of the year
<b>UNION GOVERNMENT</b>		
<b>01-Food-</b>		
101-Procurement and supply	-	64167710
103-Food Processing	-	140464
190-Investment in Public Sector and Other Undertakings	-	84575
800-Other Expenditure	5575	158898
901-Deduct-receipts and recoveries on Capital Account	-	-57026322
902-Deduct-Amount met from Sugar Development Fund	-5575	-137089
<b>Total: 01</b>	<b>0</b>	<b>7388236</b>
<b>02-Storage and Warehousing -</b>		
190-Investment in Public sector and other undertakings	270000	12967198
195-Warehousing and Marketing Co-operatives	-	166864
796-Tribal Area Sub Plan	2982	25004
800-Other expenditure	7007	51081
<b>Total: 02</b>	<b>279989</b>	<b>13210147</b>
<b>Total: Union Government</b>	<b>279989</b>	<b>20598383</b>
<b>STATE GOVERNMENTS ANDHRA PRADESH</b>		
<b>01-Food-</b>		
195-Investments in Co-operatives	-	116
<b>02-Storage and Warehousing-</b>		
190-Investment in Public Sector and other undertakings	-	38086
195-Investments in Co-operatives	-	-2
800-Other Expenditure	-	53634
<b>Total: Government of Andhra Pradesh</b>	<b>0</b>	<b>91834</b>
<b>ARUNACHAL PRADESH</b>		
<b>01-Food-</b>		
101-Procurement and Supply	-11269	-15163
<b>02-Storage and Warehousing-</b>		
800-Other expenditure	2125	12104
<b>Total: Government of Arunachal Pradesh</b>	<b>-9144</b>	<b>-3059</b>
<b>ASSAM</b>		
<b>01-Food-</b>		
101-Procurement and Supply	-	6357
800-Other expenditure	-	7450
<b>02-Storage and Warehousing</b>		
190-Investments in Public Sector and Other Undertakings	-	13680
800-Other Expenditure	100	5847
<b>Total: Government of Assam</b>	<b>100</b>	<b>33334</b>

@Minus expenditure is due to recoveries being more than expenditure during the year.



## No. 14-B-4408-ACCOUNT of CAPITAL OUTLAY on FOOD STORAGE AND WAREHOUSING during and to the end of the year 2001-02-Contd.

	(In thousands of rupees)	
	During the year	To end of the year
<b>BIHAR</b>		
01-Food-		
101-Procurement and Supply		29060
800-Other Expenditure		8
<b>Total: 01</b>	<b>0</b>	<b>29068</b>
<b>02-Storage and Warehousing-</b>		
796-Tribal Area Sub-plan		23340
800-Other expenditure		134256
<b>Total: 02</b>	<b>0</b>	<b>157596</b>
<b>Total: Government of Bihar</b>	<b>0</b>	<b>186664</b>
<b>CHHATTISGARH</b>		
01-Food-		
101-Procurement & supply		-
190-Investment in public Sector & Other Undertakings	4827	4827
195-Investment in Co-operative Societies	5161	5211
<b>Total: 01</b>	<b>9988</b>	<b>10038</b>
<b>02-Storage and Warehousing-</b>		
190-Investments in Public Sector and other undertakings		-18804
195-Investment in Co-operatives	4302	4302
800-Other Expenditure		-
<b>Total: 02</b>	<b>4302</b>	<b>-14502</b>
<b>Total: Government of Chhattisgarh</b>	<b>14290</b>	<b>-4464</b>
<b>GOA</b>		
01-Food-		
101-Procurement and Supply	-15823	-41417
<b>02-Storage and Warehousing-</b>		
800-Other Expenditure	113	904
<b>Total: Government of Goa</b>	<b>-15710</b>	<b>-40513</b>
<b>GUJARAT</b>		
01-Food-		
101-Procurement and Supply	12054	(a) -274557
103-Food Processing		1
191-Processing Co-operatives	796	41654
796-Tribal Area Sub-plan		4773
<b>Total: 01</b>	<b>12850</b>	<b>-228129</b>

@ Minus expenditure is under investigation.

Economic Services

**No. 14-B-4408-ACCOUNT of CAPITAL OUTLAY on FOOD STORAGE AND WAREHOUSING during and to the end of the year 2001-02-Contd.**  
(In thousands of rupees)

	Expenditure	
	During the year	To end of the year
<b>02-Storage and Warehousing-</b>		
190-Investment in Public sector and other undertaking		15612
191-Warehousing and Marketing Co-operatives		17279
800-Other Expenditure		155
<b>Total: 02</b>	<b>0</b>	<b>33046</b>
<b>Total: Government of Gujarat</b>	<b>12850</b>	<b>-195083</b>
<b>HARYANA</b>		
<b>01-Food-</b>		
101-Procurement and Supply Grain Supply Schemes	5638520	11995287
<b>02-Storage and warehousing-</b>		
101-Rural Godown programmes-	9541	50712
190-Investments in Public Sector and Other Undertakings-		30822
<b>Total: Government of Haryana</b>	<b>5648061</b>	<b>12076821</b>
<b>HIMACHAL PRADESH</b>		
<b>01-Food-</b>		
101-Procurement and Supply	-6529	-186366
190-Investments in Public Sector and Other Undertakings	122	12254
796-Tribal Area Sub-plan		3435
800-Other Expenditure		14565
901-Deduct-Receipts and Recoveries of Capital Account		-
<b>Total: 01</b>	<b>-6407</b>	<b>-156112</b>
<b>02-Storage and Warehousing-</b>		
101-Procurement and Supply		48812
190-Investments in Public Sector and Other Undertakings		67687
796-Tribal Area Sub-plan	4895	54291
901-Deduct-Receipts and Recoveries of Capital Account		-
<b>Total: 02</b>	<b>4895</b>	<b>170790</b>
<b>Total: Government of Himachal Pradesh</b>	<b>-1512</b>	<b>14678</b>
<b>JAMMU AND KASHMIR</b>		
<b>01-Food-</b>		
101-Procurement and Supply-	-552466	2230460
103-Food Processing		40664
800-Other Expenditure	-124260	-986167
<b>Total: 01</b>	<b>-676726</b>	<b>1284957</b>
<b>02-Storage and Warehousing-</b>		
101-Rural Godown Programmes		7690
190-Investments in Public Sector and Other Undertakings-	2781	3762
<b>Total: 02</b>	<b>2781</b>	<b>11452</b>
<b>Total: Government of Jammu &amp; Kashmir</b>	<b>-673945</b>	<b>1296409</b>

\* Reasons for minus expenditure are under investigation.

**No. 14-B-4408-ACCOUNT of CAPITAL OUTLAY on FOOD STORAGE AND WAREHOUSING during and to the end of the year 2001-02-Contd.**

	(In thousands of rupees)	
	Expenditure	
	During the year	To end of the year
<b>JHARKHAND</b>		
<b>01-Food-</b>		
101-Procurement and Supply		
190-Investments in Public Sector and Other Undertaking		
800-Other Expenditure		
<b>Total: 01</b>	<b>0</b>	<b>0</b>
<b>02-Storage and Warehousing-</b>		
101-Rural Godown Programmes		
190-Investments in Public Sector and Other Undertakings		
800-Other Expenditure		
<b>Total: 02</b>	<b>0</b>	<b>0</b>
<b>Total: Government of Jharkhand</b>	<b>0</b>	<b>0</b>
<b>KARNATAKA</b>		
<b>01-Food-</b>		
101-Procurement and Supply		-226093
190-Investments in Public Sector and Other Undertakings		66428
800-Other Expenditure		588
<b>Total: 01</b>	<b>0</b>	<b>-159077</b>
<b>02-Storage and Warehousing-</b>		
101-Rural Godown Programmes		34244
190-Investments in Public Sector and Other Undertakings	24000	65365
800-Other Expenditure		149217
<b>Total: 02</b>	<b>24000</b>	<b>248826</b>
<b>Total: Government of Karnataka</b>	<b>24000</b>	<b>89749</b>
<b>KERALA</b>		
<b>01-Food-</b>		
101-Procurement and Supply	41362	-871007
103-Food Processing		262
190-Investments in Public Sector and Other Undertakings		85600
800-Other expenditure		39300
<b>Total: 01</b>	<b>41362</b>	<b>-745845</b>
<b>02-Storage and Warehousing-</b>		
190-Investments in Public Sector and Other Undertakings		40040
195-Investment in warehousing and Marketing Co-operatives	-2319	229146
800-Other Expenditure	-3372	17391
<b>Total: 02</b>	<b>-5691</b>	<b>286577</b>
<b>Total: Government of Kerala</b>	<b>35671</b>	<b>-459268</b>
<b>MADHYA PRADESH</b>		
<b>01-Food-</b>		
101-Procurement and Supply		-9780
103-Food Processing		150
195-Investment in Co-operative		11068
<b>Total: 01</b>	<b>0</b>	<b>1438</b>

## No. 14-B-4408-ACCOUNT of CAPITAL OUTLAY on FOOD STORAGE AND WAREHOUSING during and to the end of the year 2001-02-Contd.

	(In thousands of rupees)	
	Expenditure	
	During the year	To end of the year
<b>MADHYA PRADESH</b>		
<b>02-Storage and Warehousing-</b>		
101-Rural Godown Programmes		13099
190-Investments in Public Sector and Other Undertakings	21527	577189
195-Investments in Warehousing and Marketing Co-operatives		229863
796-Tribal Area Sub-plan		48154
800-Other Expenditure		69492
<b>Total: 02</b>	<b>21527</b>	<b>937797</b>
<b>Total: Government of Madhya Pradesh</b>	<b>21527</b>	<b>939235</b>
<b>MAHARASHTRA</b>		
<b>01-Food-</b>		
101-Procurement and Supply	2450157	12918966
103-Food Processing		70
<b>Total: 01</b>	<b>2450157</b>	<b>12919036</b>
<b>02-Storage and Warehousing-</b>		
190-Investments in Public Sector and Other Undertakings		-169641
800-Other Expenditure		74476
<b>Total: 02</b>	<b>0</b>	<b>-95165</b>
<b>Total: Government of Maharashtra</b>	<b>2450157</b>	<b>12823871</b>
<b>MANIPUR</b>		
<b>01-Food-</b>		
101-Procurement and supply	-10427	283103
800-Other Expenditure		10879
901-Deduct-Receipts and Recoveries on Capital Accounts		-176669
<b>Total:01</b>	<b>-10427</b>	<b>117313</b>
<b>02-Storage and Warehousing-</b>		
101-Rural Godowns Programme	214	-10804
800-Other Expenditure		1551
901-Deduct-Receipts and Recoveries on Capital Accounts		-42279
<b>Total:02</b>	<b>214</b>	<b>-51532</b>
<b>Total: Government of Manipur</b>	<b>-10213</b>	<b>65781</b>

\* Includes Rs.914241 thousands yet to be apportioned between M.P. and Chhattisgarh.

\*\* The amount was related to the closing of Personal Deposit Account for 2000-2001, deposited in 2001-2002 as reduction in expenditure.

Economic Services

**No. 14-B-4408-ACCOUNT of CAPITAL OUTLAY on FOOD STORAGE AND WAREHOUSING during and to the end of the year 2001-02-Contd.**

	(In thousands of rupees)	
	Expenditure	
	During the year:	To end of the year:
<b>MEGHALAYA</b>		
190-Investments in Public Sector and Other Undertakings-		11806
800-Other expenditure		4680
<b>Total: Government of Meghalaya</b>	<b>0</b>	<b>16486</b>
<b>MIZORAM</b>		
<b>01-Food-</b>		
101-Procurement and Supply	53152 <sup>@</sup>	590523
103-Food Processing		500
<b>02-Storage and Warehousing-</b>		
101-Rural Godown Programmes	3100	76282
<b>Total: Government of Mizoram</b>	<b>-50052</b>	<b>667305</b>
<b>NAGALAND</b>		
<b>01-Food-</b>		
101-Procurement and Supply	1732	259810
800-Other Expenditure		28670
<b>Total: 01</b>	<b>1732</b>	<b>288480</b>
<b>02-Storage and Warehousing-</b>		
002-Storage and Warehousing		670
800-Other Expenditure	4600	60900
<b>Total: 02</b>	<b>4600</b>	<b>61570</b>
<b>Total: Government of Nagaland</b>	<b>6332</b>	<b>350050</b>
<b>ORISSA</b>		
<b>01-Food-</b>		
101-Procurement and Supply	3	1846531
190-Investments in Public Sector and Other Undertakings		95432
800-Other Expenditure		438
901-Deduct-Receipts and Recoveries on Capital Account	-9	-1951159
<b>Total: 01</b>	<b>-6</b>	<b>-8758</b>
<b>02-Storage and Wherehousing-</b>		
101-Rural Godown Programmes		55539
190-Investment in public sector and other undertakings	10000	183699
195-Investment in co-operatives		3637
786-Tribal Area Sub-plan		1807
800-Other Expenditure		6998
901-Deduct-Receipts and Recoveries on Capital Account		-11063
<b>Total: 02</b>	<b>10000</b>	<b>240617</b>
<b>Total: Government of Orissa</b>	<b>9994</b>	<b>231859</b>

<sup>@</sup> Minus expenditure is due to more refund/recoveries over expenditure during the year.

**No. 14-B-4408-ACCOUNT of CAPITAL OUTLAY on FOOD STORAGE AND WAREHOUSING during and to the end of the year 2001-02-Contd.**

	(In thousands of rupees)	
	Expenditure	
<b>PUNJAB</b>		
<b>01-Food-</b>		
101-Procurement and Supply	18188545	97759186
190-Investments in Public Sector and Other Undertakings	-	27300
800-Other Expenditure	-	5782
901-Deduct-Receipts and Recoveries on Capital Account	-18045908	-93547485
<b>Total: 01</b>	<b>142637</b>	<b>4244783</b>
<b>02-Storage and Warehousing-</b>		
190-Investments in Public Sector and Other Undertakings	-	5437
800-Other Expenditure	-	999
<b>Total: 02</b>	<b>0</b>	<b>6436</b>
<b>Total: Government of Punjab</b>	<b>142637</b>	<b>4251219</b>
<b>RAJASTHAN</b>		
<b>01-Food-</b>		
101-Procurement and Supply	-	-143517
<b>Total: 01</b>	<b>0</b>	<b>-143517</b>
<b>02-Storage and Warehousing-</b>		
101-Rural Godown Programmes	-	80912
190-Investments Public Sector and Other Undertakings	-	41263
<b>Total: 02</b>	<b>0</b>	<b>122175</b>
<b>Total: Government of Rajasthan</b>	<b>0</b>	<b>-21342</b>
<b>SIKKIM</b>		
<b>01-Food-</b>		
101-Procurement and Supply	2139	41056
800-Other Expenditure	-	3015
<b>Total: 01</b>	<b>2139</b>	<b>44071</b>
<b>02-Storage and Warehousing-</b>		
101-Rural Godown Programmes	712	36510
800-Other Expenditure	-	5584
<b>Total: 02</b>	<b>712</b>	<b>42094</b>
<b>Total: Government of Sikkim</b>	<b>2851</b>	<b>86165</b>
<b>TAMIL NADU</b>		
<b>01-Food-</b>		
101-Procurement and Supply	4800	3245707
103-Food Processing	-	590591
190-Investments in Public Sector and Other Undertakings	-	254432
901-Deduct-Receipts and Recoveries on Capital Account	-	-3945325
<b>Total: 01</b>	<b>4800</b>	<b>145405</b>

@ Minus balance is due to excess of receipt and recoveries over expenditure.

Economic Services

## No. 14-B-4408-ACCOUNT of CAPITAL OUTLAY on FOOD STORAGE AND WAREHOUSING during and to the end of the year 2001-02-Contd.

	(In thousands of rupees)	
	Expenditure	
	During the year	To end of the year
<b>TAMIL NADU</b>		
<b>02-Storage and Warehousing-</b>		
190-Investments in Public Sector and Other Undertakings		38035
800-Other Expenditure		23073
<b>Total: 02</b>	<b>0</b>	<b>61108</b>
<b>Total: Government of Tamil Nadu</b>	<b>4800</b>	<b>206513</b>
<b>TRIPURA</b>		
<b>01-Food-</b>		
101-Procurement and Supply	169	-780468
103-Food Processing		223252
800-Other Expenditure	-17119	875190
<b>Total: 01</b>	<b>-16950</b>	<b>317974</b>
<b>02-Storage and Warehousing-</b>		
101-Rural Godown Programmes		700
<b>Total: 02</b>	<b>0</b>	<b>700</b>
<b>Total: Government of Tripura</b>	<b>-16950</b>	<b>318674</b>
<b>UTTAR PRADESH</b>		
<b>01-Food-</b>		
101-Procurement and Supply	27114639	221483805
190-Investment in Public Sector Undertaking		34287
191-Food Co-operatives		3954
800-Other Expenditure	1213272	48970679
901-Deduct-Receipts and Recoveries on Capital Account	-20901747	-172433026
<b>Total: 01</b>	<b>7426164</b>	<b>98059699</b>
<b>02-Storage and Warehousing-</b>		
190-Investments in Public Sector and Other undertaking		23300
191-Storage and Warehousing Cooperatives		376803
797-Transferrers to/from Reserve Funds and Deposit Accounts		-71916
800-Other Expenditure		223205
901-Deduct-Receipts and Recoveries on Capital Account		-85870108
<b>Total: 02</b>	<b>0</b>	<b>-85318716</b>
<b>Total: Government of Uttar Pradesh</b>	<b>7426164</b>	<b>12740983</b>

\* Includes Rs. 4893113 thousands yet to be apportioned between U.P. and Uttaranchal.

## No. 14-B-4408-ACCOUNT of CAPITAL OUTLAY on FOOD STORAGE AND WAREHOUSING during and to the end of the year 2001-02-Concl'd.

	(In thousands of rupees)	
	Expenditure	
	During the year	To end of the year
<b>UTTARANCHAL</b>		
<b>01-Food-</b>		
101-Procurement and Supply	-759243	949302
103-Food Processing	-268493	-268493
800-Other Expenditure	615142	615142
901-Deduct-Receipts and Recoveries on Capital Account	-	-1488214
<b>Total: 01</b>	<b>-412594</b>	<b>-192263</b>
<b>02-Storage and Warehousing-</b>		
800-Other Expenditure	-	-
901-Deduct-Receipts and Recoveries on Capital Account	-	-
<b>Total: 02</b>	<b>0</b>	<b>0</b>
<b>Total : Government of Uttaranchal</b>	<b>-412594</b>	<b>-192263</b>
<b>WEST BENGAL</b>		
<b>01-Food-</b>		
101-Procurement and Supply	-	12536646
190-Investments in Public Sector and Other Undertakings	-	9300
800-Other Expenditure	30000	30000
901-Deduct-Receipts and Recoveries on Capital Accounts	-	-12202008
<b>Total: 01</b>	<b>30000</b>	<b>373938</b>
<b>02-Storage and Warehousing-</b>		
101-Rural Godown Programmes	-	47345
190-Investments in Public Sector and Other Undertakings	-	33570
800-Other Expenditure	20629	388275
<b>Total: 02</b>	<b>20629</b>	<b>469190</b>
<b>Total: Government of West Bengal</b>	<b>50629</b>	<b>843128</b>
<b>Total: Capital Outlay on Food Storage and Warehousing</b>	<b>14939932</b>	<b>66963617</b>





**No. 14-C-6408-ACCOUNT of LOANS for FOOD STORAGE AND WAREHOUSING showing the amounts ADVANCED and REPAID during the year ended 31st March, 2002 and the BALANCES of such LOANS at the commencement and at the end of the year 2001-02**

	Union Government	U.T. Govt. Pondicherry	STATE GOVERNMENTS							Item No.
			Andhra Pradesh	Arunachal Pradesh	Assam	Bihar	Chhattisgarh	NCT Delhi	Goa	
(In thousands of rupees)										
<b>01-Food-</b>										
<b>101-Procurement and Supply-</b>										
Balance 1st April, 2001	-186				18645	49762				1
Advanced during the year										2
Repaid during the year										3
Balance 31st March, 2002	-186	0	0	0	18645	49762	0	0	0	4
<b>103-Food processing-</b>										
Balance 1st April, 2001	335190				250					5
Advanced during the year	17250									6
Repaid during the year	26008									7
Balance 31st March, 2002	326432	0	0	0	250	0	0	0	0	8
<b>190-Loans to Public Sector and other Undertakings-</b>										
Balance 1st April, 2001					19619		2885			9
Advanced during the year							18206			10
Repaid during the year										11
Balance 31st March, 2002	0	0	0	0	19619	0	21091	0	0	12
<b>195- Processing Co-operative Societies-</b>										
Balance 1st April, 2001	901766				80960					13
Advanced during the year										14
Repaid during the year										15
Balance 31st March, 2002	901766	0	0	0	80960	0	0	0	0	16
<b>795-Tribal Area Sub-plan-</b>										
Balance 1st April, 2001							5887			17
Advanced during the year										18
Repaid during the year										19
Balance 31st March, 2002	0	0	0	0	0	0	5887	0	0	20
<b>800-Other Loans-</b>										
Balance 1st April, 2001	7000						1056000			21
Advanced during the year					300					22
Repaid during the year										23
Balance 31st March, 2002	7000	0	0	0	300	1056000	0	0	0	24

\* Adverse balances are under investigation.

**No. 14-C-6408-ACCOUNT of LOANS for FOOD STORAGE AND WAREHOUSING showing the amounts ADVANCED and REPAYED during the year ended 31st March, 2002 and the BALANCES of such LOANS at the commencement and at the end of the year 2001-02-Contd.**

Item No.	STATE GOVERNMENTS								Total carried over
	Gujarat	Haryana	Himachal Pradesh	Jammu and Kashmir	Jharkhand	Karnataka	Kerala	Madhya Pradesh	
1	70		615						68906
2									0
3									0
4	70	0	615	0	0	0	0	0	68906
5									335440
6									17250
7									26008
8	0	0	0	0	0	0	0	0	326682
9		40864	-2105			17742	1351104	157961	1588070
10		52000					8988		79194
11		1653	305				747		2705
12	0	91211	-2410	0	0	17742	1359345	157961	1664559
13	-118								982608
14									0
15									0
16	-118	0	0	0	0	0	0	0	982608
17			7697					17861	31445
18								2013	2013
19			471					3358	3829
20	0	0	7226	0	0	0	0	16516	29629
21						91600			1154600
22								12421	12721
23								66	66
24	0	0	0	0	0	91600		12355	1167255

Loans and Advances

**No. 14-C-6408-ACCOUNT of LOANS for FOOD STORAGE AND WAREHOUSING showing the amounts ADVANCED and REPAID during the year ended 31st March, 2002 and the BALANCES of such LOANS at the commencement and at the end of the year 2001-02-Contd.**

	Total brought forward	(In thousands of rupees)						Item No.
		Maharashtra	Manipur	STATE GOVERNMENTS		Nagaland	Orissa	
				Meghalaya	Mizoram			
<b>01-Food-</b>								
<b>101-Procurement and Supply-</b>								
Balance 1st April, 2001	68906						95913	1
Advanced during the year	0							2
Repaid during the year	0						3760	3
Balance 31st March, 2002	68906	0	0	0	0	0	92153	4
<b>103-Food processing-</b>								
Balance 1st April, 2001	335440							5
Advanced during the year	17250							6
Repaid during the year	26008							7
Balance 31st March, 2002	326682	0	0	0	0	0	0	8
<b>190-Loans to Public Sector and other Undertakings-</b>								
Balance 1st April, 2001	1588070							9
Advanced during the year	79194							10
Repaid during the year	2705							11
Balance 31st March, 2002	1664559	0	0	0	0	0	0	12
<b>195- Processing Co-operative Societies-</b>								
Balance 1st April, 2001	982608							13
Advanced during the year	0							14
Repaid during the year	0							15
Balance 31st March, 2002	982608	0	0	0	0	0	0	16
<b>796-Tribal Area Sub-plan-</b>								
Balance 1st April, 2001	31445							17
Advanced during the year	2013							18
Repaid during the year	3829							19
Balance 31st March, 2002	29629	0	0	0	0	0	0	20
<b>800-Other Loans-</b>								
Balance 1st April, 2001	1154600							21
Advanced during the year	12721							22
Repaid during the year	66							23
Balance 31st March, 2002	1167255	0	0	0	0	0	0	24

No. 14-C-6408-ACCOUNT of LOANS for FOOD STORAGE AND WAREHOUSING showing the amounts ADVANCED and REPAYED during the year ended 31st March, 2002 and the BALANCES of such LOANS at the commencement and at the end of the year 2001-02-Contd.

Item No.	STATE GOVERNMENTS								Total
	Punjab	Rajasthan	Sikkim	Tamil Nadu	Tripura	Uttar Pradesh	Uttaranchal	West Bengal	
1				750000	500				915319
2									0
3				750016					753776
4	0	0	0	-16	500	0	0	0	161543
5									335440
6									17250
7									26008
8	0	0	0	0	0	0	0	0	326682
9	769879			-899593		44605		160000	1662961
10	3290000								3369194
11	3312000			-899987		6396			2421114
12	747879	0	0	394	0	38209	0	160000	2611041
13									982608
14									0
15									0
16	0	0	0	0	0	0	0	0	982608
17									31445
18									2013
19									3829
20	0	0	0	0	0	0	0	0	29629
21						976			1155576
22									12721
23									66
24	0	0	0	0	0	976	0	0	1168231

**No. 14-C-6408-ACCOUNT of LOANS for FOOD STORAGE AND WAREHOUSING showing the amounts ADVANCED and REPAID during the year ended 31st March, 2002 and the BALANCES of such LOANS at the commencement and at the end of the year 2001-02-Contd.**

	Union Government	U.T. Govt. Pondicherry	STATE GOVERNMENTS							Item No.
			Andhra Pradesh	Arunachal Pradesh	Assam	Bihar	Chhattisgarh	NCT Delhi	Goa	
(In thousands of rupees)										
<b>02-Storage and Warehousing-</b>										
<b>190-Loans to Public Sector and other Undertakings-</b>										
Balance 1st April, 2001	14894		1361							1
Advanced during the year							3302			2
Repaid during the year										3
Balance 31st March, 2002	14894	0	1361	0	0	0	3302	0	0	4
<b>195-Loans to Co-operatives-</b>										
Balance 1st April, 2001	1187716		129109			80949	5810			5
Advanced during the year			9500							6
Repaid during the year			28166							7
Balance 31st March, 2002	1187716	0	110443	0	0	80949	5810	0	0	8
<b>794-Special Central Assistance for tribal Area Sub-plan-</b>										
Balance 1st April, 2001										9
Advanced during the year										10
Repaid during the year										11
Balance 31st March, 2002	0	0	0	0	0	0	0	0	0	12
<b>796-Tribal Area Sub-plan-</b>										
Balance 1st April, 2001										13
Advanced during the year							784	26717		14
Repaid during the year										15
Balance 31st March, 2002	0	0	0	0	0	784	26717	0	0	16
<b>800-Other Loans-</b>										
Balance 1st April, 2001										17
Advanced during the year										18
Repaid during the year										19
Balance 31st March, 2002	0	0	0	0	0	0	0	0	0	20
<b>Total : Food Storage and Warehousing</b>										
Balance 1st April, 2001	2446380	0	130470	0	119474	(A) 1187495	41299	0	0	21
Advanced during the year	17250	0	9500	0	300	0	21508	0	0	22
Repaid during the year	26008	0	28166	0	0	0	0	0	0	23
Balance 31st March, 2002	2437622	0	111804	0	119774	1187495	62807	0	0	24
Interest received and credited to revenue	634									25

(A) An amount for Rs. 1187495 thousands retained in Bihar pending allocation.

No. 14-C-6408-ACCOUNT of LOANS for FOOD STORAGE AND WAREHOUSING showing the amounts ADVANCED and REPAID during the year ended 31st March, 2002 and the BALANCES of such LOANS at the commencement and at the end of the year 2001-02-Contd.

Item No.	STATE GOVERNMENTS								Total carried over
	Gujarat	Haryana	Himachal Pradesh	Jammu and Kashmir	Jharkhand	Karnataka	Kerala	Madhya Pradesh	
1	17381		1672			123470		171418	330196
2	300000					80803			384105
3	300033							89560	389593
4	17348	0	1672	0	0	204273	0	81858	324708
5	17612		4990			-63	274364	96353	1796840
6	1517						2160		13177
7	5416		28				19811	128	53549
8	13713	0	4962	0	0	-63	256713	96225	1756468
9								2250	2250
10									0
11									0
12	0	0	0	0	0	0	0	2250	2250
13	28810		5258					73646	135215
14	375								375
15	1763								1763
16	27422	0	5258	0	0	0	0	73646	133827
17	397	759				-38			1118
18									0
19	37								37
20	360	759	0	0	0	-38	0	0	1081
21	64152	41623	18127	0	0	232711	1625468	519489	6426688
22	301892	52000	0	0	0	80803	11148	14434	508835
23	307249	1653	804	0	0	0	20558	93112	477550
24	58795	91970	17323	0	0	313514	1616058	440811	6457973
25	80		9524						10238

\* Includes Rs. 39858 thousands, yet to be apportioned between M.P. and Chhattisgarh.

**No. 14-C-6408-ACCOUNT of LOANS for FOOD STORAGE AND WAREHOUSING showing the amounts ADVANCED and REPAYED during the year ended 31st March, 2002 and the BALANCES of such LOANS at the commencement and at the end of the year 2001-02-Contd.**

	Total brought forward	STATE GOVERNMENTS						Item No.
		Maharashtra	Manipur	Meghalaya	Mizoram	Nagaland	Orissa	
(In thousands of rupees)								
<b>02-Storage and Warehousing-</b>								
<b>190-Loans to Public Sector and other Undertakings-</b>								
Balance 1st April, 2001	323196							1
Advanced during the year	384105							2
Repaid during the year	389593							3
Balance 31st March, 2002	324708	0	0	0	0	0	0	4
<b>195-Loans to Co-operatives-</b>								
Balance 1st April, 2001	1796840	3					22083	5
Advanced during the year	13177							6
Repaid during the year	53549						151	7
Balance 31st March, 2002	1756468	3	0	0	0	0	21932	8
<b>794-Special Central Assistance for tribal Area Sub-plan-</b>								
Balance 1st April, 2001	2250							9
Advanced during the year	0							10
Repaid during the year	0							11
Balance 31st March, 2002	2250	0	0	0	0	0	0	12
<b>796-Tribal Area Sub-plan-</b>								
Balance 1st April, 2001	135215							13
Advanced during the year	375							14
Repaid during the year	1763							15
Balance 31st March, 2002	133827	0	0	0	0	0	0	16
<b>800-Other Loans-</b>								
Balance 1st April, 2001	1118						6402	17
Advanced during the year	0							18
Repaid during the year	37							19
Balance 31st March, 2002	1081	0	0	0	0	0	6402	20
<b>Total : Food Storage and Warehousing</b>								
Balance 1st April, 2001	6426688	3	0	0	0	0	124398	21
Advanced during the year	508835	0	0	0	0	0	0	22
Repaid during the year	477550	0	0	0	0	0	3911	23
Balance 31st March, 2002	6457973	3	0	0	0	0	120487	24
Interest received and credited to revenue	10238							25



**No. 14-C-6408-ACCOUNT of LOANS for FOOD STORAGE AND WAREHOUSING showing the amounts ADVANCED and REPAID during the year ended 31st March, 2002 and the BALANCES of such LOANS at the commencement and at the end of the year 2001-02-Concl'd.**

Item No.	STATE GOVERNMENTS								Total
	Punjab	Rajasthan	Sikkim	Tamil Nadu	Tripura	Uttar Pradesh	Uttaranchal	West Bengal	
1				-41					330155
2									384105
3									389593
4	0	0	0	-41	0	0	0	0	324667
5				-55675		121939			1885190
6									13177
7				804		1730			56234
8	0	0	0	-56479	0	120209	0	0	1842133
9									2250
10									0
11									0
12	0	0	0	0	0	0	0	0	2250
13		2236							137451
14									375
15		1159							2922
16	0	1077	0	0	0	0	0	0	134904
17		85994			177	5872		250854	350417
18		6041							6041
19		30514							30551
20	0	61521	0	0	177	5872	0	250854	325907
21	769879	88230	0	-205309	677	173392	0	-410854	7788812
22	3290000	6041	0	0	0	0	0	0	3804876
23	3312000	31673	0	-149167	0	8126	0	0	3684093
24	747879	62598	0	-56142	677	165266	0	410854	7909595
25		25526							35764

\* Includes Rs.170997 thousands yet to be apportioned between U.P. and Uttaranchal.

Loans and Advances

**No. 15-0415-ACCOUNT of RECEIPTS from AGRICULTURAL RESEARCH AND EDUCATION for the year  
ended 31st March, 2002**

(In thousands of rupees)

	Union Government	U.T. Govt. Pondicherry	STATE GOVERNMENTS							Item No.
			Andhra Pradesh	Arunachal Pradesh	Assam	Bihar	Chhattisgarh	NCT Delhi	Goa	
003-Receipts from Training										1
103-Receipts from Agriculture Research Stations orchards etc.										2
104-Receipts from Agricultural Education	111									3
800-Other Receipts										4
<b>Total: Receipts from Agricultural Research and Education</b>	<b>111</b>	<b>0</b>	<b>0</b>	<b>0</b>	<b>0</b>	<b>0</b>	<b>0</b>	<b>0</b>	<b>0</b>	<b>5</b>

**No. 15-0415-ACCOUNT of RECEIPTS from AGRICULTURAL RESEARCH AND EDUCATION for the year  
ended 31st March, 2002-Contd.**

(In thousands of rupees)

	Total brought forward	STATE GOVERNMENTS						Item No.
		Maharashtra	Manipur	Meghalaya	Mizoram	Nagaland	Orissa	
003-Receipts from Training	0							1
103-Receipts from Agriculture Research Stations orchards etc.	0			230		73		2
104-Receipts from Agricultural Education	111							3
800-Other Receipts	0							4
<b>Total: Receipts from Agricultural Research and Education</b>	<b>111</b>	<b>0</b>	<b>0</b>	<b>230</b>	<b>0</b>	<b>73</b>	<b>0</b>	<b>5</b>

**No. 15-0415-ACCOUNT of RECEIPTS from AGRICULTURAL RESEARCH AND EDUCATION for the year ended 31st March, 2002-Contd.**

(In thousands of rupees)

Item No.	STATE GOVERNMENTS								Total carried over
	Gujarat	Haryana	Himachal Pradesh	Jammu and Kashmir	Jharkhand	Karnataka	Kerala	Madhya Pradesh	
1									0
2									0
3									111
4									0
5	0	0	0	0	0	0	0	0	111

**No. 15-0415-ACCOUNT of RECEIPTS from AGRICULTURAL RESEARCH AND EDUCATION for the year ended 31st March, 2002-Concl'd.**

(In thousands of rupees)

Item No.	STATE GOVERNMENTS								Total
	Punjab	Rajasthan	Sikkim	Tamil Nadu	Tripura	Uttar Pradesh	Uttaranchal	West Bengal	
1									0
2									303
3									111
4				16					16
5	0	0	0	16	0	0	0	0	430

Economic Services

**No. 15-A-2415-ACCOUNT of EXPENDITURE on AGRICULTURAL RESEARCH AND EDUCATION for the year ended 31st March, 2002**

(In thousands of rupees)

	Union Government	U.T. Government Pondicherry	STATE GOVERNMENTS							Item No.	
			Andhra Pradesh	Arunachal Pradesh	Assam	Bihar	Chhattisgarh	NCT Delhi	Goa.		
<b>01-Crop Husbandry-</b>											
001-Direction and Administration										1	
004-Research				1577	153193		13450	1748	83	5608	2
120-Assistance to Other Institutions			901806					155795			3
150-Assistance to I.C.A.R.	11358578										4
191-Assistance to Local Bodies and Municipalities/Municipal Corporations etc.											5
277-Education		46799		600	263600		377319			300	6
789-Special component Plan											7
796-Tribal Area Sub-plan											8
800-Other Expenditure					2000						9
911-Deduct-Recoveries of Overpayments	-1014200										10
<b>Total: 01</b>	<b>10344378</b>	<b>46799</b>	<b>901806</b>	<b>2177</b>	<b>418793</b>	<b>390769</b>	<b>157543</b>	<b>83</b>	<b>5908</b>	<b>11</b>	
<b>02-Soil and Water Conservation-</b>											
001-Direction and Administration					574						12
004-Research					6558						13
120-Assistance to Other Institutions											14
150-Assistance to I.C.A.R.	103058										15
277-Education					1559						16
796-Tribal Area Sub-plan											17
800-Other Expenditure											18
<b>Total: 02</b>	<b>103058</b>	<b>0</b>	<b>0</b>	<b>0</b>	<b>8691</b>	<b>0</b>	<b>0</b>	<b>0</b>	<b>0</b>	<b>0</b>	<b>19</b>
<b>03-Animal Husbandry-</b>											
001-Direction and Administration											20
004-Research				2697	211			361			21
120-Assistance to Other Institutions								5156			22
150-Assistance to I.C.A.R.	1113375										23
277-Education					269						24
796-Tribal Area Sub-plan											25
800-Other Expenditure									889		26
<b>Total: 03</b>	<b>1113375</b>	<b>0</b>	<b>0</b>	<b>2697</b>	<b>480</b>	<b>0</b>	<b>0</b>	<b>5517</b>	<b>889</b>	<b>27</b>	

## COMBINED FINANCE AND REVENUE ACCOUNTS OF THE UNION AND STATE GOVERNMENTS IN INDIA FOR THE YEAR 2001-02

## No. 15-A-2415-ACCOUNT of EXPENDITURE on AGRICULTURAL RESEARCH AND EDUCATION for the year ended 31st March, 2002-Contd.

(In thousands of rupees)

Item No.	STATE GOVERNMENTS								Total carried over
	Gujarat	Haryana	Himachal Pradesh	Jammu and Kashmir	Jharkhand	Karnataka	Kerala	Madhya Pradesh	
1									0
2	279650		273593	6904	770	96673	13403	5184	851836
3				(a) 400000			32276	367454	1857331
4	21647								11380275
5							310		310
6	456732	713303	71457		121940	764300	587228		3403578
7					93023				93023
8	12109		8300						20409
9									200
10							-17		-1014217
11	770138	713303	353350	406904	215733	860973	633200	372638	16594495
12									574
13		1200							7758
14									0
15									103058
16									1559
17									0
18									0
19	0	1200	0	0	0	0	0	0	112949
20									0
21	26512		55560						85341
22									5156
23	1225								1114600
24	52724								52993
25									0
26									889
27	80461	0	55560	0	0	0	0	0	1258979

(a) Assistance paid to Sher-i-Kashmir University of Agricultural Sciences and Technology, Srinagar.

Economic Services

**No. 15-A-2415-ACCOUNT of EXPENDITURE on AGRICULTURAL RESEARCH AND EDUCATION for the year ended 31st March, 2002-Contd.**

(In thousands of rupees)

	Total brought forward	STATE GOVERNMENTS					Item No.	
		Maharashtra	Manipur	Meghalaya	Mizoram	Nagaland		Orissa
<b>01-Crop Husbandry-</b>								
001-Direction and Administration	0							1
004-Research	851836		8994	25378		12745	7392	2
120-Assistance to Other Institutions	1857331	1720378						3
150-Assistance to I.C.A.R.	11380225							4
191-Assistance to Local Bodies and Municipalities/Municipal Corporations etc.	310							5
277-Education	3403578		2960	686		6997	197316	6
789-Special component Plan	93023						127	7
796-Tribal Area Sub-plan	20409	2757						8
800-Other Expenditure	2000							9
911-Deduct-Recoveries of Overpayments	-1014217							10
<b>Total: 01</b>	<b>16594495</b>	<b>1723135</b>	<b>11954</b>	<b>26064</b>	<b>0</b>	<b>19742</b>	<b>204835</b>	<b>11</b>
<b>02-Soil and Water Conservation-</b>								
001-Direction and Administration	574							12
004-Research	7758			1266	335	1437	709	13
120-Assistance to Other Institutions	0							14
150-Assistance to I.C.A.R.	103058							15
277-Education	1559		428		643	902		16
796-Tribal Area Sub-plan	0							17
800-Other Expenditure	0							18
<b>Total: 02</b>	<b>112949</b>	<b>0</b>	<b>428</b>	<b>1266</b>	<b>978</b>	<b>2339</b>	<b>709</b>	<b>19</b>
<b>03-Animal Husbandry-</b>								
001-Direction and Administration	0							20
004-Research	85341	270		3112				21
120-Assistance to Other Institutions	5156							22
150-Assistance to I.C.A.R.	1114600							23
277-Education	52993			7222		6567		24
796-Tribal Area Sub-plan	0							25
800-Other Expenditure	889							26
<b>Total: 03</b>	<b>1258979</b>	<b>270</b>	<b>0</b>	<b>10334</b>	<b>0</b>	<b>6567</b>	<b>0</b>	<b>27</b>

**No. 15-A-2415-ACCOUNT of EXPENDITURE on AGRICULTURAL RESEARCH AND EDUCATION for the year ended 31st March, 2002-Contd.**

Item No.	STATE GOVERNMENTS								Total
	Punjab	Rajasthan	Sikkim	Tamil Nadu	Tripura	Uttar Pradesh	Uttaranchal	West Bengal	
1									0
2		209433	2384	14652	289	1846		57322	1192271
3	698800			603505					4880014
4									11380225
5									310
6	6078	289691			300	18172		381006	4306784
7									93150
8				916					24082
9				2043					4043
10									-1014217
11	704878	499124	2384	621116	589	20018	0	438328	20866662
12									574
13								6623	18128
14									0
15									103058
16									3532
17									0
18									0
19	0	0	0	0	0	0	0	6623	125292
20									0
21			6376					53235	148334
22	87516	70193							162865
23									1114600
24				311450					378232
25									0
26				2473					3362
27	87516	70193	6376	313923	0	0	0	53235	1807393

**No. 15-A-2415-ACCOUNT of EXPENDITURE on AGRICULTURAL RESEARCH AND EDUCATION for the year  
ended 31st March, 2002-Contd.**

(In thousands of rupees)

	Union Government	U.T. Government Pondicherry	STATE GOVERNMENTS							Item No.
			Andhra Pradesh	Arunachal Pradesh	Assam	Bihar	Chhattisgarh	NCT Delhi	Goa	
<b>04-Dairy Development-</b>										
001-Direction and Administration									0	1
004-Research					46					2
120-Assistance to Other Institutions										3
150-Assistance to I.C.A.R.	291287									4
277-Education										5
796-Tribal Area Sub-plan										6
800-Other Expenditure										7
<b>Total: 04</b>	<b>291287</b>	<b>0</b>	<b>0</b>	<b>0</b>	<b>46</b>	<b>0</b>	<b>0</b>	<b>0</b>	<b>0</b>	<b>8</b>
<b>05-Fisheries-</b>										
001-Direction and Administration										9
004-Research					4167	1825	562	1188		10
120-Assistance to Other Institutions										11
150-Assistance to I.C.A.R.	612394									12
277-Education									187	13
796-Tribal Area Sub-plan										14
800-Other Expenditure										15
<b>Total: 05</b>	<b>612394</b>	<b>0</b>	<b>0</b>	<b>0</b>	<b>4167</b>	<b>1825</b>	<b>562</b>	<b>1188</b>	<b>187</b>	<b>16</b>
<b>06-Forestry-</b>										
001-Direction and Administration										17
004-Research					15070					18
120-Assistance to Other Institutions										19
150-Assistance to I.C.A.R.	242562									20
277-Education					7620					21
796-Tribal Area Sub-plan										22
800-Other Expenditure										23
<b>Total: 06</b>	<b>242562</b>	<b>0</b>	<b>0</b>	<b>0</b>	<b>22690</b>	<b>0</b>	<b>0</b>	<b>0</b>	<b>0</b>	<b>24</b>



## COMBINED FINANCE AND REVENUE ACCOUNTS OF THE UNION AND STATE GOVERNMENTS IN INDIA FOR THE YEAR 2001-02

## No. 15-A-2415-ACCOUNT of EXPENDITURE on AGRICULTURAL RESEARCH AND EDUCATION for the year ended 31st March, 2002-Contd.

Item No.	STATE GOVERNMENTS								Total carried over
	Gujarat	Haryana	Himachal Pradesh	Jammu and Kashmir	Jharkhand	Karnataka	Kerala	Madhya Pradesh	
1									0
2									46
3									0
4									291287
5	15935								15935
6									0
7									0
8	15935	0	0	0	0	0	0	0	307268
9									0
10	9865	40418	2484		734			761	62004
11									0
12									612394
13	7463								7650
14									0
15									0
16	17328	40418	2484	0	734	0	0	761	682048
17									0
18		1300	56758					8550	81678
19									0
20									242562
21									7620
22									0
23									0
24	0	1300	56758	0	0	0	0	8550	331860

Economic Services

**No. 15-A-2415-ACCOUNT of EXPENDITURE on AGRICULTURAL RESEARCH AND EDUCATION for the year ended 31st March, 2002-Contd.**

(In thousands of rupees)

	Total brought forward	STATE GOVERNMENTS					Orissa	Item No.
		Maharashtra	Manipur	Meghalaya	Mizoram	Nagaland		
<b>04-Dairy Development-</b>								
001-Direction and Administration	0							1
004-Research	46							2
120-Assistance to Other Institutions	0							3
150-Assistance to I.C.A.R.	291287							4
277-Education	15935	9822						5
796-Tribal Area Sub-plan	0							6
800-Other Expenditure	0							7
<b>Total: 04</b>	<b>307268</b>	<b>9822</b>	<b>0</b>	<b>0</b>	<b>0</b>	<b>0</b>	<b>0</b>	<b>8</b>
<b>05-Fisheries-</b>								
001-Direction and Administration	0							9
004-Research	62004			1771			12415	10
120-Assistance to Other Institutions	0	25040						11
150-Assistance to I.C.A.R.	612394							12
277-Education	7650							13
796-Tribal Area Sub-plan	0							14
800-Other Expenditure	0							15
<b>Total: 05</b>	<b>682048</b>	<b>25040</b>	<b>0</b>	<b>1771</b>	<b>0</b>	<b>0</b>	<b>12415</b>	<b>16</b>
<b>06-Forestry-</b>								
001-Direction and Administration	0							17
004-Research	81678	17909		6357		1	1949	18
120-Assistance to Other Institutions	0							19
150-Assistance to I.C.A.R.	242562							20
277-Education	7620	9443				2109		21
796-Tribal Area Sub-plan	0						383	22
800-Other Expenditure	0							23
<b>Total: 06</b>	<b>331860</b>	<b>27352</b>	<b>0</b>	<b>6357</b>	<b>0</b>	<b>2110</b>	<b>2332</b>	<b>24</b>

**No. 15-A-2415-ACCOUNT of EXPENDITURE on AGRICULTURAL RESEARCH AND EDUCATION for the year  
ended 31st March, 2002-Contd.**

Item No.	STATE GOVERNMENTS								Total
	Punjab	Rajasthan	Sikkim	Tamil Nadu	Tripura	Uttar Pradesh	Uttaranchal	West Bengal	
1									0
2								1315	1361
3									0
4									291287
5									25757
6									0
7									0
8	0	0	0	0	0	0	0	0	1315
9									0
10				30160				9360	115710
11									25040
12									612394
13				29770					37420
14									0
15				534					534
16	0	0	0	60464	0	0	0	0	9360
17									0
18	30	5216		7450			1885	4232	126707
19									0
20									242562
21									19172
22									383
23				214					214
24	30	5216	0	7664	0	0	1885	4232	389038

Economic Services

**No. 15-A-2415-ACCOUNT of EXPENDITURE on AGRICULTURAL RESEARCH AND EDUCATION for the year  
ended 31st March, 2002-Contd.**

(In thousands of rupees)

	Union Government	U.T. Government Pondicherry	STATE GOVERNMENTS							Item No.
			Andhra Pradesh	Arunachal Pradesh	Assam	Bihar	Chhattisgarh	NCT Delhi	Goa	
<b>07-Plantations-</b>										
001-Direction and Administration										1
004-Research										2
120-Assistance to Other Institutions										3
150-Assistance to I.C.A.R.										4
277-Education										5
796-Tribal Area Sub-plan										6
800-Other Expenditure										7
<b>Total: 07</b>	<b>0</b>	<b>0</b>	<b>0</b>	<b>0</b>	<b>0</b>	<b>0</b>	<b>0</b>	<b>0</b>	<b>0</b>	<b>8</b>
<b>80-General-</b>										
001-Direction and Administration										9
004-Research					7					10
013-Statistics										11
120-Assistance to Other Institutions										12
150-Assistance to I.C.A.R.										13
277-Education										14
789-Special Component Plan for Scheduled Castes							1666			15
796-Tribal Area Sub-plan							6000			16
798-International Co-operation	35538									17
800-Other Expenditure										18
<b>Total-80</b>	<b>35538</b>	<b>0</b>	<b>0</b>	<b>0</b>	<b>7</b>	<b>0</b>	<b>7666</b>	<b>0</b>	<b>0</b>	<b>19</b>
<b>Total: Expenditure on Agricultural Research and Education</b>	<b>12742592</b>	<b>46799</b>	<b>901806</b>	<b>4874</b>	<b>454874</b>	<b>392594</b>	<b>165771</b>	<b>6788</b>	<b>6984</b>	<b>20</b>
Charged										21
Voted	12742592	46799	901806	4874	454874	-392594	165771	6788	6984	22

**No. 15-A-2415-ACCOUNT of EXPENDITURE on AGRICULTURAL RESEARCH AND EDUCATION for the year  
ended 31st March, 2002-Contd.**

Item No.	(In thousands of rupees)								Total carried over
	Gujarat	Haryana	Himachal Pradesh	Jammu and Kashmir	Jharkhand	Karnataka	Kerala	Madhya Pradesh	
1									0
2									0
3									0
4									0
5									0
6									0
7									0
8	0	0	0	0	0	0	0	0	0
9									0
10									7
11	1397								1397
12									0
13									0
14								15000	15000
15								22428	24094
16									6000
17									35538
18									0
19	1397	0	0	0	0	0	0	37428	82036
20	885259	756221	468152	406904	216467	860973	633200	419377	19369635
21									0
22	885259	756221	468152	406904	216467	860973	633200	419377	19369635

**No. 15-A-2415-ACCOUNT of EXPENDITURE on AGRICULTURAL RESEARCH AND EDUCATION for the year ended 31st March, 2002-Contd.**

	Total brought forward	STATE GOVERNMENTS						Item No.
		Maharashtra	Manipur	Meghalaya	Mizoram	Nagaland	Orissa	
<b>07-Plantations-</b>								
001-Direction and Administration	0							1
004-Research	0							2
120-Assistance to Other Institutions	0							3
150-Assistance to I.C.A.R.	0							4
277-Education	0							5
796-Tribal Area Sub-plan	0							6
800-Other Expenditure	0							7
<b>Total: 07</b>	<b>0</b>	<b>0</b>	<b>0</b>	<b>0</b>	<b>0</b>	<b>0</b>	<b>0</b>	<b>8</b>
<b>80-General-</b>								
001-Direction and Administration	0							9
004-Research	7							10
013-Statistics	1397							11
120-Assistance to Other Institutions	0							12
150-Assistance to I.C.A.R.	0		1536					13
277-Education	15000							14
789-Special Component Plan for Scheduled Castes	24094							15
796-Tribal Area Sub-plan	6000							16
798-International Co-operation	35538							17
800-Other Expenditure	0							18
<b>Total-80</b>	<b>82036</b>	<b>0</b>	<b>1536</b>	<b>0</b>	<b>0</b>	<b>0</b>	<b>0</b>	<b>19</b>
<b>Total: Expenditure on Agricultural Research and Education</b>	<b>19369635</b>	<b>1785619</b>	<b>13918</b>	<b>45792</b>	<b>978</b>	<b>30758</b>	<b>220291</b>	<b>20</b>
Charged	0	41700						21
Voted	19369635	1743919	13918	45792	978	30758	220291	22

## COMBINED FINANCE AND REVENUE ACCOUNTS OF THE UNION AND STATE GOVERNMENTS IN INDIA FOR THE YEAR 2001-02

## No. 15-A-2415-ACCOUNT of EXPENDITURE on AGRICULTURAL RESEARCH AND EDUCATION for the year ended 31st March, 2002-Concl'd.

Item No.	STATE GOVERNMENTS								Total
	Punjab	Rajasthan	Sikkim	Tamil Nadu	Tripura	Uttar Pradesh	Uttaranchal	West Bengal	
1									0
2									0
3									0
4									0
5									0
6									0
7									0
8	0	0	0	0	0	0	0	0	0
9									0
10						28023			28030
11									1397
12						496165	349077		845242
13									1536
14									15000
15									24094
16									6000
17									35538
18									0
19	0	0	0	0	0	524188	349077	0	956837
20	792424	574533	8760	1003167	589	544206	350962	513093	25254725
21									41700
22	792424	574533	8760	1003167	589	544206	350962	513093	25213725

**No. 15-B-4415-ACCOUNT of CAPITAL OUTLAY on AGRICULTURAL RESEARCH AND EDUCATION during and to the end of the year 2001-02**

	(In thousands of rupees)	
	Expenditure	
	During the year	To end of the year
<b>UNION GOVERNMENT</b>		
<b>01-Crop Husbandry-</b>		
004-Research	--	34967
<b>Total: Union Government</b>	<b>0</b>	<b>34967</b>
<b>UNION TERRITORY GOVERNMENT</b>		
<b>PONDICHERRY</b>		
<b>80-General-</b>		
001-Direction and Administration	--	1
277-Education	--	6100
<b>Total: Government of Pondicherry</b>	<b>0</b>	<b>6101</b>
<b>STATE GOVERNMENTS</b>		
<b>ARUNACHAL PRADESH</b>		
<b>80-General-</b>		
800-Other Expenditure	2500	47766
<b>Total: Government of Arunachal Pradesh</b>	<b>2500</b>	<b>47766</b>
<b>ASSAM</b>		
<b>05-Fisheries</b>		
277-Education	--	6500
<b>Total: Government of Assam</b>	<b>0</b>	<b>6500</b>
<b>BIHAR</b>		
<b>01-Crop Husbandry-</b>		
004-Research	--	2276
277-Education	--	5469
<b>Total: 01</b>	<b>0</b>	<b>7745</b>
<b>03-Animal Husbandry-</b>		
800-Other Expenditure	--	33
<b>Total: 03</b>	<b>0</b>	<b>33</b>
<b>Total: Government of Bihar</b>	<b>0</b>	<b>7778</b>
<b>CHHATTISGARH</b>		
<b>01-Crop Husbandry-</b>		
004-Research	--	3339
277-Education	--	--
<b>Total: Government of Chhattisgarh</b>	<b>0</b>	<b>3339</b>



**No. 15-B-4415-ACCOUNT of CAPITAL OUTLAY on AGRICULTURAL RESEARCH AND EDUCATION during and to the end of the year 2001-02-Contd.**

	(In thousands of rupees)	
	Expenditure	
	During the year	To end of the year
<b>GOA</b>		
<b>01-Crop Husbandry-</b>		
277-Education	100	4598
<b>05-Fisheries-</b>		
004-Research	340	11189
<b>Total: Government of Goa</b>	<b>440</b>	<b>15787</b>
<b>GUJARAT</b>		
<b>01-Crop Husbandry-</b>		
277-Education		81699
<b>Total: 01</b>	<b>0</b>	<b>81699</b>
<b>03-Animal Husbandry-</b>		
277-Education		6690
<b>Total: 03</b>	<b>0</b>	<b>6690</b>
<b>80-General-</b>		
277-Education		8068
<b>Total: 80</b>	<b>0</b>	<b>8068</b>
<b>Total: Government of Gujarat</b>	<b>0</b>	<b>96457</b>
<b>HIMACHAL PRADESH</b>		
<b>01-Crop Husbandry-</b>		
004-Research		34223
<b>80-General-</b>		
901-Deduct-Receipts and Recoveries on Capital Account		-3
<b>Total: Government of Himachal Pradesh</b>	<b>0</b>	<b>34220</b>
<b>JAMMU AND KASHMIR</b>		
<b>01-Crop Husbandry-</b>		
004-Research		2212
800-Other Expenditure		1319
901-Deduct-Receipts and Recoveries on Capital Account		-1851
<b>Total: 01</b>	<b>0</b>	<b>1680</b>
<b>03-Animal Husbandry-</b>		
277-Education		783
<b>Total: 03</b>	<b>0</b>	<b>783</b>

## No. 15-B-4415-ACCOUNT of CAPITAL OUTLAY on AGRICULTURAL RESEARCH AND EDUCATION during and to the end of the year 2001-02-Contd.

	(In thousands of rupees)	
	Expenditure	
	During the year	To end of the year
<b>JAMMU AND KASHMIR</b>		
<b>04-Dairy Development-</b>		
800-Other Expenditure	--	90
<b>Total: 04</b>	<b>0</b>	<b>90</b>
<b>80-General</b>		
800-Other expenditure	--	7100
<b>Total:80</b>	<b>0</b>	<b>7100</b>
<b>Total: Government of Jammu and Kashmir</b>	<b>0</b>	<b>9653</b>
<b>JHARKHAND</b>		
<b>80-General</b>		
800-Other expenditure	--	--
<b>Total: Government of Jharkhad</b>	<b>0</b>	<b>0</b>
<b>KARNATAKA</b>		
<b>01-Crop Husbandry-</b>		
277-Education	--	5505
<b>Total: Government of Karnataka</b>	<b>0</b>	<b>5505</b>
<b>KERALA</b>		
<b>01-Crop Husbandry-</b>		
004-Research	--	80957
277-Education	--	5435
<b>Total: Government of Kerala</b>	<b>0</b>	<b>86392</b>
<b>MADHYA PRADESH</b>		
<b>01-Crop Husbandry-</b>		
004-Research	--	3896
277-Education	--	16694
<b>Total: 01</b>	<b>0</b>	<b>20590</b>
<b>03-Animal Husbandry-</b>		
004-Research	--	3451
277-Education	--	1
<b>Total: 03</b>	<b>0</b>	<b>3452</b>
<b>Total: Government of Madhya Pradesh</b>	<b>0</b>	<b>24042 (A)</b>

(A) Includes Rs.19145 thousands yet to be apportioned between M.P. &amp; Chhattisgarh.

## No. 15-B-4415-ACCOUNT of CAPITAL OUTLAY on AGRICULTURAL RESEARCH AND EDUCATION during and to the end of the year 2001-02-Contd.

(In thousands of rupees)

	Expenditure	
	During the year	To end of the year
<b>MAHARASHTRA</b>		
<b>01-Crop Husbandry-</b>		
004-Research		907
277-Education		9490
<b>Total: 01</b>	<b>0</b>	<b>10397</b>
<b>03-Animal Husbandry-</b>		
796-Tribal Area Sub-plan		1366
<b>Total: 03</b>	<b>0</b>	<b>1366</b>
<b>04-Dairy Development-</b>		
277-Education		4968
<b>Total: 04</b>	<b>0</b>	<b>4968</b>
<b>06-Forestry-</b>		
004-Research	3915	42141
277-Education	3353	59074
<b>Total: 06</b>	<b>7268</b>	<b>101215</b>
<b>Total: Government of Maharashtra</b>	<b>7268</b>	<b>117946</b>
<b>MANIPUR</b>		
<b>07-Plantations-</b>		
800-Other Expenditure	17000	132764
<b>Total: Government of Manipur</b>	<b>17000</b>	<b>132764</b>
<b>NAGALAND</b>		
<b>01-Crop Husbandry-</b>		
004-Research		5201
277-Education		15504
<b>Total: Government of Nagaland</b>	<b>0</b>	<b>20705</b>
<b>ORISSA</b>		
<b>01-Crop Husbandry-</b>		
004-Research		19652
277-Education		51720
796-Tribal Area Sub-plan		23151
800-Other expenditure		1449
<b>Total: Government of Orissa</b>	<b>0</b>	<b>95972</b>

**No. 15-B-4415-ACCOUNT of CAPITAL OUTLAY on AGRICULTURAL RESEARCH AND EDUCATION during and to the end  
of the year 2001-02-Contd.**

	(In thousands of rupees)	
	Expenditure	
	During the year	To end of the year
<b>RAJASTHAN</b>		
<b>01-Crop Husbandry-</b>		
004-Research		7258
277-Education		23591
<b>Total: 01</b>	<b>0</b>	<b>30849</b>
<b>03-Animal Husbandry</b>		
277-Education		1864
<b>Total:03</b>	<b>0</b>	<b>1864</b>
<b>06-Forestry</b>		
004-Research	285	685
<b>Total : 06</b>	<b>285</b>	<b>685</b>
<b>Total:Government of Rajasthan</b>	<b>285</b>	<b>33398</b>
<b>SIKKIM</b>		
<b>80-General-</b>		
004-Research		1142
<b>Total: Government of Sikkim</b>	<b>0</b>	<b>1142</b>
<b>TAMIL NADU</b>		
<b>01-Crop Husbandry-</b>		
004-Research	-852	21539
277-Education		16499
800-Other Expenditure	890	5570
<b>Total: 01</b>	<b>38</b>	<b>43608</b>
<b>03-Animal Husbandry-</b>		
004-Research		6455
277-Education		10737
800-Other expenditure		14496
<b>Total: 03</b>	<b>0</b>	<b>31688</b>
<b>05-Fisheries</b>		
800-Other Expenditure		2182
<b>Total: 05</b>	<b>0</b>	<b>2182</b>
<b>06-Forestry-</b>		
004-Research	13955	146575
800-Other Expenditure	3270	14490
<b>Total: 06</b>	<b>17225</b>	<b>161065</b>
<b>Total: Government of Tamil Nadu</b>	<b>17263</b>	<b>238543</b>
<b>TRIPURA</b>		
<b>01-Crop Husbandry-</b>		
004-Research		80
<b>03-Animal Husbandry-</b>		
277-Education		4773
<b>Total : Government of Tripura</b>	<b>0</b>	<b>4853</b>

A Minus expenditure is under examination.

B Includes Rs. 1570 thousands Adjusted Proforma in rectification of misclassification during previous year.

**No. 15-B-4415-ACCOUNT of CAPITAL OUTLAY on AGRICULTURAL RESEARCH AND EDUCATION during and to the end of the year 2001-02-Conclid.**

	(In thousands of rupees)	
	During the year	To end of the year
<b>UTTAR PRADESH</b>		
<b>01-Crop Husbandry-</b>		
277-Education	--	161460
800-Other Expenditure	--	130947
<b>Total: 01</b>	<b>0</b>	<b>292407</b>
<b>03-Animal Husbandry-</b>		
277-Education	--	102589
<b>Total: 03</b>	<b>0</b>	<b>102589</b>
<b>80-General-</b>		
004-Research	--	20177
277-Education	100000	100000
800-Other Expenditure	--	393
<b>Total: 80</b>	<b>100000</b>	<b>120570</b>
<b>Total: Government of Uttar Pradesh</b>	<b>100000</b>	<b>515566</b> (A)
<b>UTTARANCHAL</b>		
<b>01-Crop Husbandry-</b>		
277-Education	--	--
<b>03-Animal Husbandry-</b>		
277-Education	--	--
<b>80-General</b>		
800-Other Expenditure	--	--
<b>Total: Government of Uttaranchal</b>	<b>0</b>	<b>0</b>
<b>WEST BENGAL</b>		
<b>01-Crop Husbandry-</b>		
004-Research	125	23315
277-Education	--	4230
<b>Total: 01</b>	<b>125</b>	<b>27545</b>
<b>02-Soil and Water Conservation-</b>		
004-Research	--	3081
<b>Total: 02</b>	<b>0</b>	<b>3081</b>
<b>Total: Government of West Bengal</b>	<b>125</b>	<b>30626</b>
<b>Total: Capital Outlay on Agricultural Research</b>	<b>144881</b>	<b>1563522</b>

(A) Includes Rs. 316066 thousands yet to be apportioned between Uttar Pradesh & Uttaranchal.

## No. 16-A-2416- ACCOUNT of EXPENDITURE on AGRICULTURAL FINANCIAL INSTITUTIONS for the year ended 31st March, 2002-Concl'd.

(In thousands of rupees)

	Union Government	STATE GOVERNMENTS						Total
		Andhra Pradesh	Assam	Jammu & Kashmir	Karnataka	Maharashtra	West Bengal	
001-Direction and Administration								0
120-Assistance to other Institutions								0
798-International Co-operation	191840							191840
800-Other Expenditure	104958							104958
<b>Total : Expenditure on Agricultural Financial Institutions</b>	<b>296798</b>	<b>0</b>	<b>0</b>	<b>0</b>	<b>0</b>	<b>0</b>	<b>0</b>	<b>296798</b>
Charged								
Voted	296798	0	0	0	0	0	0	296798

Economic Services

**No. 16-B-4416 - ACCOUNT of INVESTMENTS in AGRICULTURAL FINANCIAL INSTITUTIONS during and to the end of the year 2001-02-Concl'd.**

	(In thousand of rupees)	
	Expenditure	
	During the year	To end of the year
<b>UNION GOVERNMENT</b>		
190-Investment in Public Sector and Other Undertakings	-	17094662
200-Other Investments	-	43700
<b>Total : Union Government</b>	<b>0</b>	<b>17138362</b>
<b>STATE GOVERNMENTS</b>		
<b>ARUNACHAL PRADESH</b>		
190-Investment in Public Sector and Other Undertakings	-	4661
<b>Total : Government of Arunachal Pradesh</b>	<b>0</b>	<b>4661</b>
<b>ASSAM</b>		
190-Investment in Public Sector and Other Undertakings	-	9962
<b>Total : Government of Assam</b>	<b>0</b>	<b>9962</b>
<b>BIHAR</b>		
190-Investment in Public Sector and Other Undertakings	-	-
<b>Total : Government of Bihar</b>	<b>0</b>	<b>0</b>
<b>CHHATTISGARH</b>		
190-Investment in Public Sector and Other Undertakings	-	-
<b>Total : Government of Chhattisgarh</b>	<b>0</b>	<b>0</b>
<b>HARYANA</b>		
190-Investment in Public Sector and Other Undertakings	-	5250
<b>Total : Government of Haryana</b>	<b>0</b>	<b>5250</b>
<b>JAMMU AND KASHMIR</b>		
190-Investment in Public Sector and Other Undertakings	-	40
<b>Total : Government of Jammu &amp; Kashmir</b>	<b>0</b>	<b>40</b>
<b>JHARKHAND</b>		
190-Investment in Public Sector and Other Undertakings	-	-
<b>Total : Government of Jharkhand</b>	<b>0</b>	<b>0</b>
<b>KARNATAKA</b>		
190-Investment in Public Sector and Other Undertakings	-	195152
<b>Total : Government of Karnataka</b>	<b>0</b>	<b>195152</b>
<b>HIMACHAL PRADESH</b>		
190-Investment in Public Sector and Other Undertakings	-	90944
796-Tribal Areas Sub-Plan	-	3980
<b>Total : Government of Himachal Pradesh</b>	<b>0</b>	<b>94924</b>
<b>MANIPUR</b>		
190-Investment in Public Sector and Other Undertakings	6000	30841
<b>Total : Government of Manipur</b>	<b>6000</b>	<b>30841</b>
<b>MEGHALAYA</b>		
190-Investment in Public Sector and Other Undertakings	500	3650
<b>Total : Government of Meghalaya</b>	<b>500</b>	<b>3650</b>
<b>MIZORAM</b>		
190-Investment in Public Sector and Other Undertakings	-	375
<b>Total : Government of Mizoram</b>	<b>0</b>	<b>375</b>
<b>ORISSA</b>		
190-Investment in Public Sector and Other Undertakings	-	55413
<b>Total : Government of Orissa</b>	<b>0</b>	<b>55413</b>
<b>PUNJAB</b>		
190-Investment in Public Sector and Other Undertakings	-	712993
200-Other Investments	-	88049
800-Other Expenditure	-	-2
901-Deduct Receipt & Recoveries on capital account	-	-5
<b>Total : Government of Punjab</b>	<b>0</b>	<b>801035</b>
<b>UTTAR PRADESH</b>		
200-Other Investments	-	26670
<b>Total : Government of Uttar Pradesh</b>	<b>0</b>	<b>26670</b>
<b>UTTARANCHAL</b>		
200-Other Investments	-	-
<b>Total : Government of Uttaranchal</b>	<b>0</b>	<b>0</b>
<b>Total: Investments in Agricultural Financial Institutions</b>	<b>6500</b>	<b>18366335</b>

\* Includes Rs.26670 thousands yet to be apportioned between UP and Uttaranchal.

No. 16-C-6416-ACCOUNT of LOANS to AGRICULTURAL FINANCIAL INSTITUTIONS showing the amounts ADVANCED and REPAYED during the year ended 31st March, 2002 and the BALANCES of such LOANS at the commencement and at the end of the year 2001-02-Concl'd.


(In thousands of rupees)

	Union Government	STATE GOVERNMENTS						Total
		Andhra Pradesh	Assam	Karnataka	Maharashtra	Punjab	Tamil Nadu	
<b>190-Loans to Public Sector and other Undertakings -</b>								
Balance 1st April, 2001	9060391		16733	474889	1950	1530		9555493
Advanced during the year	342815			52385				395200
Repaid during the year	962995			55641	5			1018641
Balance, 31st March,2002	8440211	0	16733	471633	1945	1530	0	8932052
<b>195-Loans to Co-operatives-</b>								
Balance 1st April, 2001							536509	536509
Advanced during the year							1000	1000
Repaid during the year							62211	62211
Balance, 31st March,2002	0	0	0	0	0	0	475298	475298
<b>800- Other Loans-</b>								
Balance 1st April, 2001							-14	-14
Advanced during the year								0
Repaid during the year								0
Balance, 31st March,2002	0	0	0	0	0	0	-14	-14
<b>Total : Loans to Agricultural Financial Institutions</b>								
Balance 1st April, 2001	9060391	0	16733	474889	1950	1530	536495	10091988
Advanced during the year	342815	0	0	52385	0	0	1000	396200
Repaid during the year	962995	0	0	55641	5	0	62211	1080852
Balance, 31st March,2002	8440211	0	16733	471633	1945	1530	475284	9407336
Intrest received and credited to revenue	623640							623640

(181)

Loans and Advances





## No. 17-0425 - ACCOUNT of RECEIPTS from CO-OPERATION for the year ended 31st March, 2002

(In thousands of rupees)

	Union Government	U.T. Govt. Pondicherry	STATE GOVERNMENTS						Item No.	
			Andhra Pradesh	Arunachal Pradesh	Assam	Bihar	Chhattisgarh	NCT Delhi		Goa
101-Audit Fees	78	452	76650	49		40806	13870	916	3185	1
501-Services and Service Fees										2
800-Other Receipts	2169	615	104563	152	1916	27354	21947		476	3
900-Deduct - Refunds			-684				-3			4
<b>Total : Receipts from Co-operation</b>	<b>2247</b>	<b>1067</b>	<b>180529</b>	<b>201</b>	<b>1916</b>	<b>68160</b>	<b>35814</b>	<b>916</b>	<b>3661</b>	<b>5</b>

## No. 17-0425 - ACCOUNT of RECEIPTS from CO-OPERATION for the year ended 31st March, 2002-Contd.

(In thousands of rupees)

	Total brought forward	STATE GOVERNMENTS						Item No.
		Maharashtra	Manipur	Meghalaya	Mizoram	Nagaland	Orissa	
101-Audit Fees	505528	376394		110	138	252	3	1
501-Services and Service Fees	0	4646						2
800-Other Receipts	496090	331611	393	4457	71	12741	19422	3
900-Deduct - Refunds	-728	-73						4
<b>Total : Receipts from Co-operation</b>	<b>1000890</b>	<b>712578</b>	<b>393</b>	<b>4567</b>	<b>209</b>	<b>12993</b>	<b>19425</b>	<b>5</b>

## COMBINED FINANCE AND REVENUE ACCOUNTS OF THE UNION AND STATE GOVERNMENTS IN INDIA FOR THE YEAR 2001-02

## No. 17-0425 - ACCOUNT of RECEIPTS from CO-OPERATION for the year ended 31st March, 2002-Contd.

(In thousands of rupees)

Item No.	STATE GOVERNMENTS								Total carried over
	Gujarat	Haryana	Himachal Pradesh	Jammu and Kashmir	Jharkhand	Karnataka	Kerala	Madhya Pradesh	
1	83270	26399	3615	465		120319	21235	114219	505528
2									0
3	45143	26270	8966	28	5182	43220	190003	18086	496090
4						-13		-28	-728
5	128413	52669	12581	493	5182	163526	211238	132277	1000890

## No. 17-0425 - ACCOUNT of RECEIPTS from CO-OPERATION for the year ended 31st March, 2002-Concid.

(In thousands of rupees)

Item No.	STATE GOVERNMENTS								Total
	Punjab	Rajasthan	Sikkim	Tamil Nadu	Tripura	Uttar Pradesh	Uttaranchal	West Bengal	
1	29651	44335		22910		345	8329	23575	1011570
2									4646
3	19716	23533	10	142174	958	51908		6625	1109709
4	-8								-809
5	49359	67868	10	165084	958	52253	8329	30200	2125116

Economic Services

## No. 17-A-2425 - ACCOUNT of EXPENDITURE on CO-OPERATION for the year ended 31st March, 2002

(In thousands of rupees)

	Union Government	U.T. Govt. Pondicherry	STATE GOVERNMENTS							Item No.
			Andhra Pradesh	Arunachal Pradesh	Assam	Bihar	Chhattisgarh	NCT Delhi	Goa	
001-Direction and Administration	22362	14798	514241	50304	105181	150885	61303	22422	14390	1
003-Training	124648	125	9452		3813	545	2403		522	2
004-Research and Evaluation					500	4483		1538		3
101-Audit of Co-operatives	3275				111951	58287	26389	4352	7168	4
105-Information and Publicity	582		100				11		41	5
106-Assistance to Multipurpose Rural Co-operatives										6
107-Assistance to Credit Co-operatives	415		174662			36000			275	7
108-Assistance to Other Co-operatives	180105	700	14192		8500		79	125		8
109-Agriculture Credit Stabilisation Fund										9
190-Assistance to Public Sector and Other Undertakings						28951				10
191-Financial Assistance to Co-operative Housing										11
277-Education	36000	1170			3000					12
789-Grant for Scheduled Castes under special schemes							930			13
792-Irrecoverable Loans Written off										14
793-Special Central Assistance for Scheduled Castes Component Plan										15
794-Special Central Assistance for Tribal Sub-Plan										16
796-Tribal Area Sub-Plan	1011				3306		2790			17
797-Transfer to/from Reserve Fund and Deposit Accounts										18
800-Other Expenditure	805									19
911-Deduct Recoveries of Overpayments		6								20
<b>Total : Expenditure on Co-operation</b>	<b>369203</b>	<b>16787</b>	<b>712647</b>	<b>50304</b>	<b>236251</b>	<b>279151</b>	<b>93905</b>	<b>28437</b>	<b>22396</b>	<b>21</b>
Charged										22
Voted	369203	16787	712647	50304	236251	279151	93905	28437	22396	23

## No. 17-A-2425 - ACCOUNT of EXPENDITURE on CO-OPERATION for the year ended 31st March, 2002 - Contd.

(In thousands of rupees)

Item No.	STATE GOVERNMENTS								Total carried over
	Gujarat	Haryana	Himachal Pradesh	Jammu and Kashmir	Jharkhand	Karnataka	Kerala	Madhya Pradesh	
1	124616	125115	58488	84712	67535	203830	135173	144178	1899533
2	466	1305	5647	11713	1640	4029	13462	8859	188629
3		2022			1804				10347
4	164755	45600	28799		18352	161159	169541	134652	934280
5		1741						85	2560
6			3415						3415
7	4112	11000				8175	15490	7786	257915
8	20586		342			17585	7193	3680	253087
9			6425		5574	4750	500		17249
10									28951
11						12537			12537
12		3295							43465
13								2341	3271
14									0
15	10447								10447
16	3286								3286
17	25877		10299		66596			2989	112868
18									0
19									805
20							-41		-47
21	354145	190078	113415	96425	161501	412065	341318	304570	3782598
22								19	19
23	354145	190078	113415	96425	161501	412065	341318	304551	3782579

## No. 17-A-2425 - ACCOUNT of EXPENDITURE on CO-OPERATION for the year ended 31st March, 2002 - Contd.

(In thousands of rupees)

	Total brought forward	STATE GOVERNMENTS						Item No.
		Maharashtra	Manipur	Meghalaya	Mizoram	Nagaland	Orissa	
001-Direction and Administration	1899533	500532	54776	21286	25513	28821	210757	1
003-Training	188629	2232	4200	950	297	1595	306	2
004-Research and Evaluation	10347		50					3
101-Audit of Co-operatives	934280	343532	8022	12828	478	698	79365	4
105-Information and Publicity	2560			275			1000	5
106-Assistance to Multipurpose Rural Co-operatives	3415		8592	11482	300			6
107-Assistance to Credit Co-operatives	257915	292194	40	2250	500	300	4800	7
108-Assistance to Other Co-operatives	253087	205052	841	2600	8950	13280	550	8
109-Agriculture Credit Stabilisation Fund	17249							9
190-Assistance to Public Sector and Other Undertakings	28951				1330			10
191-Financial Assistance to Co-operative Housing	12537							11
277-Education	43465			2300	6000			12
789-Grant for Scheduled Castes under special schemes	3271							13
792-Irrecoverable Loans Written off	0							14
793-Special Central Assistance for Scheduled Castes Component Plan	10447							15
794-Special Central Assistance for Tribal Sub-Plan	3286							16
796-Tribal Area Sub-Plan	112868	102140					10670	17
797-Transfer to/from Reserve Fund and Deposit Accounts	0							18
800-Other Expenditure	805			1350				19
911-Deduct-Recoveries of Overpayments	-47	-13						20
<b>Total : Expenditure on Co-operation</b>	<b>3782598</b>	<b>1446669</b>	<b>76521</b>	<b>55321</b>	<b>43368</b>	<b>44694</b>	<b>307448</b>	<b>21</b>
Charged	19							22
Voted	3782579	1446669	76521	55321	43368	44694	307448	23

## No. 17-A-2425 - ACCOUNT of EXPENDITURE on CO-OPERATION for the year ended 31st March, 2002 - Concl'd.

(In thousands of rupees)

Item No.	STATE GOVERNMENTS								Total
	Punjab	Rajasthan	Sikkim	Tamil Nadu	Tripura	Uttar Pradesh	Uttaranchal	West Bengal	
1	281306	125819	22621	417780	41495	251692	38487	120015	4040433
2		7271	598		3441			22220	231739
3				589					10986
4	91664	83101	206	295766	11855	200485		118029	2180309
5		1528	3380					1058	9801
6								31391	55180
7			1500	807156	4120		8323	78590	1457688
8		18153	2987	69852	4340		240	1870	581802
9				2249					19498
10									30281
11									12537
12			437						52202
13								10598	13869
14									0
15									10447
16									3286
17		6040		8984			920	2900	244522
18									0
19			100			2168	4816		9039
20									-60
21	372970	241912	31829	1602376	65251	454345	62586	386671	8963559
22		2		130					151
23	372970	241910	31829	1602246	65251	454345	52586	386671	8963408

## No. 17-B-4425 - ACCOUNT of CAPITAL OUTLAY on CO-OPERATION during and to the end of the year 2001-02

(In thousands of rupees)

	Expenditure	
	During the year	To end of the year
<b>UNION GOVERNMENT</b>		
107-Investments in Credit Co-operatives	--	885025
108-Investments in other Co-operatives	1198	820548
200-Other Investments	2100	83571
796-Tribal Areas Sub-Plan	100	3537
901-Deduct - Receipts and Recoveries on Capital Account	--	-9789
<b>Total : Union Government</b>	<b>3398</b>	<b>1782892</b>
<b>UNION TERRITORY GOVERNMENT</b>		
<b>PONDICHERY</b>		
001-Direction and Administration	--	3940 (a)
107-Investments in Credit Co-operatives	--	26652
195-Investments in Co-operatives	25500	145256 (a)
901-Deduct - Receipts and Recoveries on Capital Account	-10	-10
<b>Total : Government of Pondicherry</b>	<b>25490</b>	<b>176838</b>
<b>STATE GOVERNMENTS</b>		
<b>ANDHRA PRADESH</b>		
107-Investments in Credit Co-operatives	-20575	261399
108-Investments in other Co-operatives	23335	249257
796-Tribal Area Sub-Plan	--	16030
<b>Total : Government of Andhra Pradesh</b>	<b>2760</b>	<b>526686</b> (b)
<b>ARUNACHAL PRADESH</b>		
001-Direction and Administration	1043	3303
106-Investments in multipurpose Rural Co-operatives	3350	3350
107-Investments in Credit Co-operatives	--	5583
108-Investments in other Co-operatives	910	14945
200-Other Investments	20997	33928
800-Other Expenditure	--	17492
<b>Total : Government of Arunachal Pradesh</b>	<b>26300</b>	<b>78601</b>

p-199

(a) Included an amount of Rs. 200 thousands and Rs. 794 thousands as proforma adjustment.

(b) Includes Rs. 7629 thousands being the expenditure incurred up to 30th September, 1953 in composite Madras State and Rs. 7700 thousands incurred up to 31st October, 1956 in Ex-Hyderabad State.



## No. 17-B-4425 - ACCOUNT of CAPITAL OUTLAY on CO-OPERATION during and to the end of the year 2001-02 - Contd.

(In thousands of rupees)

	Expenditure	
	During the year	To end of the year
<b>ASSAM</b>		
106-Investments in Multi Purpose Rural Co-operatives	--	129959
107-Investments in Credit Co-operative	--	102099
108-Investments in Co-operatives	--	452938
190-Investments in Public Sector and other Undertakings	--	13214
789-Special Component Plan for Scheduled Castes	--	--
796-Tribal area sub-plan	--	11927
<b>Total : Government of Assam</b>	<b>0</b>	<b>710137</b>
<b>BIHAR</b>		
107-Investments in Credit Co-operatives	--	900987
108-Investments in Other Co-operatives	--	293595
190-Investments in Public Sector and Other Undertakings	--	192923
796-Tribal Areas Sub-Plan	--	273021
800-Other Expenditure	--	3825
<b>Total : Government of Bihar</b>	<b>0</b>	<b>1664351</b>
<b>CHHATTISGARH</b>		
107-Investments in Credit Co-operatives	37750	35457
108-Investments in Other Co-operatives	49385	47221
789-Special Component Plan for Scheduled Castes	300	128
796-Tribal Areas Sub-Plan	7387	6116
<b>Total : Government of Chhattisgarh</b>	<b>94822</b>	<b>88922</b>
<b>NCT DELHI</b>		
107-Investments in Credit Co-operatives	-19	5427
108-Investments in Other Co-operatives	--	1557
200-Other Investments	--	4531
901-Deduct - Receipts and Recoveries on Capital Account	--	-612
<b>Total : Government of NCT Delhi</b>	<b>-19</b>	<b>10903</b>
<b>GOA</b>		
107-Investments in Credit Co-operatives	-173	19782
108-Investments in Other Co-operatives	14693	179510
<b>Total : Government of Goa</b>	<b>14520</b>	<b>199292</b>
<b>GUJARAT</b>		
107-Investments in Credit Co-operatives	(a) -16629	405470
108-Investments in other Co-operatives	(a) -5299	113702
796-Tribal Areas Sub-Plan	(a) -6870	-287
<b>Total : Government of Gujarat</b>	<b>-28798</b>	<b>518885</b>

(a) Minus expenditure is under investigation.

## No. 17-B-4425 - ACCOUNT of CAPITAL OUTLAY on CO-OPERATION during and to the end of the year 2001-02 - Contd.

(In thousands of rupees)

	Expenditure	
	During the year	To end of the year
<b>HARYANA</b>		
107-Investments in Credit Co-operatives	27470	810681 (b)
108-Investments in Other Co-operatives	5681	318443 (c)
190-Investments in Public Sector and Other Undertakings	--	20247
800-Other Expenditure	--	4124
<b>Total : Government of Haryana</b>	<b>33151</b>	<b>1153495</b>
<b>HIMACHAL PRADESH</b>		
001-Direction and Administration	260	28496
106-Investments in Multipurpose Rural Co-operatives	-2559 (a)	-11240
107-Investments in Credit Co-operatives	-4899 (a)	76339
108-Investments in Other Co-operatives	13891	398567
796-Tribal Areas Sub-plan	370	16375
<b>Total : Government of Himachal Pradesh</b>	<b>7063</b>	<b>508537</b>
<b>JAMMU &amp; KASHMIR</b>		
001-Direction and Administration	8175	11684
106-Investments in Multipurpose Rural Co-operatives	--	2633
107-Investments in Credit Co-operatives	--	27928
108-Investments in Other Co-operatives	--	59653
190-Investments in Public Sector and other Undertakings	3084	29541
200-Other Investments	--	19977
<b>Total : Government of Jammu &amp; Kashmir</b>	<b>11259</b>	<b>151416</b>
<b>JHARKHAND</b>		
190-Investments in Public Sector and other Undertakings	--	--
<b>Total : Government of Jharkhand</b>	<b>0</b>	<b>0</b>
<b>KARNATAKA</b>		
107-Investments in Credit Co-operatives	--	735944
108-Investments in other Co-operatives	128875	979628
796-Tribal Areas Sub-Plan	--	14203
800-Other Expenditure	--	21678
901-Deduct-Receipts and Recoveries on Capital Account	--	-42136
<b>Total : Government of Karnataka</b>	<b>128875</b>	<b>1709317</b>

(a) Reasons for minus expenditure are under investigation.

(b) &amp; (c) Increased/decreased by Rs. 4468 thousands due to proforma correction of account.

## No. 17-B-4425 - ACCOUNT of CAPITAL OUTLAY on CO-OPERATION during and to the end of the year 2001-02 - Contd.

(In thousands of rupees)

	Expenditure	
	During the year	To end of the year
<b>KERALA</b>		
107-Investments in Credit Co-operatives	-21027	659977
108-Investments in other Co-operatives	139758	1778610
<b>Total : Government of Kerala</b>	<b>118731</b>	<b>2438587</b>
<b>MADHYA PRADESH</b>		
107-Investments in Credit Co-operatives	40162	1382533
108-Investments in Other Co-operatives	-3335	1896213
200-Other Investments	--	-5464
789-Special Component Plan for Scheduled Castes	1060	9460
794-Special Central Assistance for Tribal Areas Sub-Plan	--	10000
796-Tribal Areas Sub-Plan	500	512226
<b>Total : Government of Madhya Pradesh</b>	<b>38387</b>	<b>(A) 3804968</b>
<b>MAHARASHTRA</b>		
107-Investments in Credit Co-operatives	-45525	1071219
108-Investments in Other Co-operatives	1817303	15946849
190-Investments in Public Sector and other Undertakings	4000	24000
796-Tribal Areas Sub-Plan	15411	497160
797-Transfers to/from Reserve Funds and Deposit Accounts	--	-1600
<b>Total : Government of Maharashtra</b>	<b>1791189</b>	<b>17537628</b>
<b>MANIPUR</b>		
001-Direction and Administration	--	2280
106-Investments in Multipurpose Rural Co-operatives	8698	61024
107-Investments in Credit Co-operatives	1580	41558
108-Investments in Other Co-operatives	322	91348
190-Investments in Public Sector and other Undertakings	--	6745
200-Other Investments	--	1096
800-Other Expenditure	--	300
<b>Total : Government of Manipur</b>	<b>10600</b>	<b>204351</b>

(A) Includes Rs.3325581 thousands yet to be apportioned between M.P. &amp; Chhattisgarh.

## No. 17-B-4425 - ACCOUNT of CAPITAL OUTLAY on CO-OPERATION during and to the end of the year 2001-02 - Contd.

(In thousands of rupees)

	Expenditure	
	During the year	To end of the year
<b>MEGHALAYA</b>		
106-Investments in Multipurpose Rural co-operatives	18005	65174
107-Investments in Credit Co-operatives	500	26139
108-Investments in other co-operatives	11916	75418
200-Other Investments	6525	19816
800- Other Expenditure		6324
<b>Total : Government of Meghalaya</b>	<b>36946</b>	<b>192871</b>
<b>MIZORAM</b>		
001-Direction and Administration	100	10825
003-Training	900	1100
106-Investments in Multi-Purpose Co-operatives		5842
107-Investments in other Credit Co-operatives		6932
108-Investments in other Co-operatives		85932
190-Investments in Public Sector and other Undertakings		12235
277-Education		13882
<b>Total : Government of Mizoram</b>	<b>1000</b>	<b>136748</b>
<b>NAGALAND</b>		
001-Direction and Administration		2383
107-Investments in Credit Co-operatives		14736
108-Investments in other Co-operatives	18966	190014
800-Other Expenditure	725	3068
<b>Total : Government of Nagaland</b>	<b>19691</b>	<b>210201</b>
<b>ORISSA</b>		
107-Investments in Credit Co-operatives	41974	813039
108-Investments in other Co-operatives	479	383810
195-Investments in Co-operatives	2750	19600
796-Tribal Areas Sub-Plan	3753	303317
800-Other Expenditure		-12
<b>Total : Government of Orissa</b>	<b>48956</b>	<b>1519754</b>

## No. 17-B-4425 - ACCOUNT of CAPITAL OUTLAY on CO-OPERATION during and to the end of the year 2001-02 - Contd.


	(In thousands of rupees)	
	Expenditure	
	During the year	To end of the year
<b>PUNJAB</b>		
004-Research and Education	--	2390
107-Investments in Credit Co-operatives	-23678	104437
108-Investments in other Co-operatives	-3224	-112013 (a)
190-Investments in Public Sector and other Undertakings	-3	281065
800-Other Expenditure	-2062	2976734
901-Deduct Receipts and Recoveries on Capital account	--	-3035554
<b>Total : Government of Punjab</b>	<b>-28967</b>	<b>217059</b>
<b>RAJASTHAN</b>		
003-Training	--	5624
107-Investments in Credit Co-operatives	-24	1102553
108-Investments in other Co-operatives	27364	771853
789-Special Component Plan for Scheduled Castes	--	12500
796-Tribal Areas Sub-Plan	259	206307
800-Other Expenditure	2060	2139 (b)
<b>Total : Government of Rajasthan</b>	<b>29659</b>	<b>2100976</b>
<b>SIKKIM</b>		
106-Investments in multi-purpose Rural Co-operatives	--	3401
107-Investments in Credit Co-operatives	--	6374
108-Investments in Other Co-operatives	--	10358
190-Investments in Public Sector and Other Undertakings	--	3891
200-Other Investments	39990	95052
<b>Total : Government of Sikkim</b>	<b>39990</b>	<b>119076</b>
<b>TAMIL NADU</b>		
107-Investments in Credit Co-operatives	23937	2076689
108-Investments in Other Co-operatives	-40743	-293713
200-Other Investments	--	2006
796-Tribal Areas Sub-Plan	--	5621
800-Other Expenditure	--	-140098
901-Deduct - Receipts and Recoveries on Capital Account	--	-54
<b>Total : Government of Tamil Nadu</b>	<b>-16806</b>	<b>1650451</b>

(a) The progressive minus expenditure is due to the cumulative effect of excess of recoveries over expenditure.

(b) It includes Investments for computerisation in Co-operative Department Rs. 79 thousands and other Co-operative societies. Rs. 2060 thousands.

	Expenditure	
	During the year	To end of the year
<b>TRIPURA</b>		
106-Investments in multi-purpose Rural Co-operatives	3600	100291
107-Investments in Credit Co-operatives	6374	174691
108-Investments in other Co-operatives	37910	112760
<b>Total : Government of Tripura</b>	<b>47884</b>	<b>387742</b>
<b>UTTAR PRADESH</b>		
107-Investments in Credit Co-operatives	117690	1838617
108-Investments in other Co-operatives	24000	290779
200-Other Investments	--	802343
800-Other Expenditure	--	111630
<b>Total : Government of Uttar Pradesh</b>	<b>141690</b>	<b>3043369</b>
<b>UTTARANCHAL</b>		
107-Investments in Credit Co-operatives	--	--
108-Investments in other Co-operatives	--	--
200-Other Investments	24743	24743
800-Other Expenditure	--	-810
<b>Total : Government of Uttaranchal</b>	<b>24743</b>	<b>23933</b>
<b>WEST BENGAL</b>		
106-Investments in multi-purpose Rural Co-operatives	58959	876100
107-Investments in Credit Co-operatives	35213	671769
108-Investments in other Co-operatives	40	133790
789-Special Component Plan for Scheduled Castes	--	11836
796-Tribal Areas Sub-Plan	--	673
800-Other Expenditure	--	3600
901-Deduct-Receipts and Recoveries on Capital Account	-11158	-46432
<b>Total : Government of West Bengal</b>	<b>83054</b>	<b>1651336</b>
<b>Total : Capital Outlay on Co-operation</b>	<b>2705568</b>	<b>44518322</b>

(A) Includes Rs.2895679 thousands yet to be apportioned between U.P. and Uttaranchal.



**No. 17-C-6425 - ACCOUNT of LOANS for COOPERATION showing the amounts ADVANCED and REPAYED during the year ended 31st March, 2002 and the BALANCES of such LOANS at the commencement and at the end of the year 2001-02**

(In thousands of rupees)

	Union Government	U.T. Govt. Pondicherry	STATE GOVERNMENTS							Item No
			Andhra Pradesh	Arunachal Pradesh	Assam	Bihar	Chhattisgarh	NCT Delhi	Goa	
<b>106-Loans to Multi-purpose Rural Co-operatives-</b>		(A)								
Balance 1st April, 2001		358			203429				-333	1
Advance during the year				930						2
Repaid during the year				72	424		20		124	3
Balance 31st March, 2002	0	358	0	858	203005	0	(C) -20	0	(B) -457	4
<b>107-Loans to Credit Co-operatives-</b>		(A)								
Balance 1st April, 2001	5649670	200	1640509	2307	35472	983113	145908	7193	3469	5
Advance during the year	1048200		59132			200000	168889		200	6
Repaid during the year	915058	48	96764	205	416		5921		210	7
Balance 31st March, 2002	5782812	152	1602877	2102	35056	1183113	308876	7193	3459	8
<b>108-Loans to Other Co-operatives-</b>		(A)								
Balance 1st April, 2001	4510557	1369	137504	24952	45018	889065	70345	525	5129	9
Advance during the year	519920		37697	18193					50	10
Repaid during the year	1504259	112	5863	2250	256	2041	680	146	222	11
Balance 31st March, 2002	3526218	1257	169338	40895	44762	887024	69665	379	4957	12
<b>109-Loans to Consumer Co-operatives-</b>										
Balance 1st April, 2001				8100						13
Advance during the year										14
Repaid during the year				178						15
Balance 31st March, 2002	0	0	0	7922	0	0	0	0	0	16
<b>110-Loans to Handloom Co-operatives-</b>										
Balance 1st April, 2001				614						17
Advance during the year										18
Repaid during the year				67						19
Balance 31st March, 2002	0	0	0	547	0	0	0	0	0	20
<b>111-Loans to Dairy/Poultry/Fishery Co-operatives-</b>										
Balance 1st April, 2001				370						21
Advance during the year										22
Repaid during the year										23
Balance 31st March, 2002	0	0	0	370	0	0	0	0	0	24
<b>112-Loans to Transport Co-operatives-</b>										
Balance 1st April, 2001				1217						25
Advance during the year										26
Repaid during the year										27
Balance 31st March, 2002	0	0	0	1217	0	0	0	0	0	28

(A) Revised opening balances adopted due to rectification of errors in the outstanding balances of loans during the earlier years.

(B) Due to misclassification of repayments by the department.

(C) Minus balance is under investigation.



**No. 17-C-6425 - ACCOUNT of LOANS for COOPERATION showing the amounts ADVANCED and REPAYED during the year ended 31st March, 2002 and the BALANCES of such LOANS at the commencement and at the end of the year 2001-02-Contd.**

(In thousands of rupees)

Item No.	STATE GOVERNMENTS								Total carried over
	Gujarat	Haryana	Himachal Pradesh	Jammu and Kashmir	Jharkhand	Karnataka	Kerala	Madhya Pradesh	
1			4						203458
2									930
3									640
4	0	0	4	0	0	0	0	0	203748
5	257413	601067	40398	18833	-47	108419	463235	714198	10671357
6	1264	27500	4441			1689	49115	39004	1599434
7	53225	8620	5549			8878	21155	39024	1155073
8	205452	619947	39290	18833	-47	101230	491195	714178	11115718
9	509188	95836	261873	74175	-18	802619	1049616	252036	8729789
10	40			3000		16568	168570		764038
11	92189	27683	69960	4	57	12728	28717	100	1747267
12	417039	68153	191913	77171	-75	806459	1189469	251936	7746560
13									8100
14									0
15									178
16	0	0	0	0	0	0	0	0	7922
17									614
18									0
19									67
20	0	0	0	0	0	0	0	0	547
21									370
22									0
23									0
24	0	0	0	0	0	0	0	0	370
25									1217
26									0
27									0
28	0	0	0	0	0	0	0	0	1217

**No. 17-G-6425 - ACCOUNT of LOANS for COOPERATION showing the amounts ADVANCED and REPAID during the year ended 31st March, 2002 and the BALANCES of such LOANS at the commencement and at the end of the year 2001-02-Contd.**

(In thousands of rupees)

	Total brought forward	STATE GOVERNMENTS						Item No
		Maharashtra	Manipur	Meghalaya	Mizoram	Nagaland	Orissa	
<b>106-Loans to Multi-purpose Rural Co-operatives-</b>								
Balance 1st April, 2001	203458		31083	19136	6159		337	1
Advance during the year	930			7553				2
Repaid during the year	640							3
Balance 31st March, 2002	203748	0	31083	26689	6159	0	337	4
<b>107-Loans to Credit Co-operatives-</b>								
Balance 1st April, 2001	10671357	274733	40818	8693		77860	271922	5
Advance during the year	1599434		31719				1500	6
Repaid during the year	1155073	21877					83636	7
Balance 31st March, 2002	11115718	252856	72537	8693	0	77860	189786	8
<b>108-Loans to Other Co-operatives-</b>								
Balance 1st April, 2001	8729789	14863409	16804	997	60941	163707	308119	9
Advance during the year	764038	5997071	927		2412	13063	2530	10
Repaid during the year	1747267	132504	283	321	2988	2566	9130	11
Balance 31st March, 2002	7746560	20727976	17448	676	60365	174204	301519	12
<b>109-Loans to Consumer Co-operatives-</b>								
Balance 1st April, 2001	8100							13
Advance during the year	0							14
Repaid during the year	178							15
Balance 31st March, 2002	7922	0	0	0	0	0	0	16
<b>110-Loans to Handloom Co-operatives-</b>								
Balance 1st April, 2001	614							17
Advance during the year	0							18
Repaid during the year	67							19
Balance 31st March, 2002	547	0	0	0	0	0	0	20
<b>111-Loans to Diary/Poultry/Fishery Co-operatives-</b>								
Balance 1st April, 2001	370							21
Advance during the year	0							22
Repaid during the year	0							23
Balance 31st March, 2002	370	0	0	0	0	0	0	24
<b>112-Loans to Transport Co-operations-</b>								
Balance 1st April, 2001	1217							25
Advance during the year	0							26
Repaid during the year	0							27
Balance 31st March, 2002	1217	0	0	0	0	0	0	28

(A) Includes Rs. 74940 thousand spent out of advance from the Contingency Fund during 2000-2001 and recouped to the fund during 2001-2002.



**No. 17-C-6426 - ACCOUNT OF LOANS for COOPERATION showing the amounts ADVANCED and REPAID during the year ended 31st March, 2002 and the BALANCES of such LOANS at the commencement and at the end of the year 2001-02-Contd.**

(In thousands of rupees)

	Union Government	U.T. Govt. Pondicherry	STATE GOVERNMENTS							Item No
			Andhra Pradesh	Arunachal Pradesh	Assam	Bihar	Chhattisgarh	NCT Delhi	Goa	
<b>190-Loans to Public Sector and other Undertakings-</b>										
Balance 1st April, 2001	34		9495		22347	201081				1
Advance during the year					85905	26811				2
Repaid during the year					1					3
Balance 31st March, 2002	34	0	9495	0	108251	227892	0	0	0	4
<b>195-Consumer Co-operatives-</b>										
Balance 1st April, 2001	642648									5
Advance during the year										6
Repaid during the year	10424									7
Balance 31st March, 2002	632224	0	0	0	0	0	0	0	0	8
<b>789-Special Component Plan-</b>										
Balance 1st April, 2001					2960		569			9
Advance during the year							1980			10
Repaid during the year										11
Balance 31st March, 2002	0	0	0	0	2960	0	2549	0	0	12
<b>796-Tribal Areas Sub-Plan -</b>										
Balance 1st April, 2001					20365	101911	83065			13
Advance during the year							180			14
Repaid during the year					14					15
Balance 31st March, 2002	0	0	0	0	20351	101911	83245	0	0	16
<b>797-Transfer to/from Reserve Funds and Deposit Accounts-</b>										
Balance 1st April, 2001	-1200									17
Advance during the year										18
Repaid during the year										19
Balance 31st March, 2002	-1200	0	0	0	0	0	0	0	0	20
<b>800-Other Loans-</b>										
Balance 1st April, 2001					1318		632			21
Advance during the year										22
Repaid during the year					161		67			23
Balance 31st March, 2002	0	0	0	0	1157	0	565	0	0	24
<b>Total : Loans for Co-operation-</b>										
Balance 1st April, 2001	10801709	1927	1787608	37560	330909	2175170	300519	7718	8265	25
Advance during the year	1568120	0	96829	19123	85905	226811	171049	0	250	26
Repaid during the year	2429741	160	102627	2772	1272	2041	6688	146	556	27
Balance 31st March 2002	9940088	1767	1781710	53911	415542	2399940	454880	7572	7959	28
Interest received and credited to revenue	1503126		28595	1182					354	29

## COMBINED FINANCE AND REVENUE ACCOUNTS OF THE UNION AND STATE GOVERNMENTS IN INDIA FOR THE YEAR 2001-02

No. 17-C-6425 - ACCOUNT of LOANS for COOPERATION showing the amounts ADVANCED and REPaid during the year ended 31st March, 2002 and the BALANCES of such LOANS at the commencement and at the end of the year 2001-02-Contd:

(In thousands of rupees)

Item No	STATE GOVERNMENTS								Total carried over
	Gujarat	Haryana	Himachal Pradesh	Jammu and Kashmir	Jharkhand	Karnataka	Kerala	Madhya Pradesh	
1		180684		2633					416274
2									112716
3		12							13
4	0	180672	0	2633	0	0	0	0	528977
5									642648
6									0
7									10424
8	0	0	0	0	0	0	0	0	832224
9								6029	9558
10								2812	4792
11									0
12	0	0	0	0	0	0	0	8841	14350
13	369787		84			38097		148389	761678
14	892							1703	2775
15	2332					5408			7754
16	368347	0	84	0	0	32689	0	150072	756699
17									-1200
18									0
19									0
20	0	0	0	0	0	0	0	0	-1200
21						8961		7577	18488
22									0
23						167		2	397
24	0	0	0	0	0	8794	0	7575	18091
25	1136388	877587	302359	95641	-65	958096	1612851	1128209	21462351
26	2196	27500	4441	3000	0	18257	217685	43619	2484685
27	147746	36315	75509	4	57	27181	49872	39126	2921813
28	990838	868772	231291	98637	-122	949172	1680664	1132602	21025223
29	248	1965						14684	1550154

(A) Includes Rs.4020 thousands, yet to be apportioned between M.P. and Chhattisgarh.

**No. 17-C-6426 - ACCOUNT of LOANS for COOPERATION showing the amounts ADVANCED and REPAID during the year ended 31st March, 2002 and the BALANCES of such LOANS at the commencement and at the end of the year 2001-02-Contd.**

(In thousands of rupees)

	Total brought forward	STATE GOVERNMENTS						Item No
		Maharashtra	Manipur	Meghalaya	Mizoram	Nagaland	Orissa	
<b>190-Loans to Public Sector and Other Undertakings-</b>								
Balance 1st April, 2001	416274		26268		9944		85755	1
Advance during the year	112716							2
Repaid during the year	13				66		2805	3
Balance 31st March, 2002	528977	0	26268	0	9878	0	83150	4
<b>195-Consumer Co-operatives-</b>								
Balance 1st April, 2001	642648							5
Advance during the year	0							6
Repaid during the year	10424							7
Balance 31st March, 2002	632224	0	0	0	0	0	0	8
<b>789-Special Component Plan-</b>								
Balance 1st April, 2001	9558							9
Advance during the year	4792							10
Repaid during the year	0							11
Balance 31st March, 2002	14350	0	0	0	0	0	0	12
<b>796-Tribal Areas Sub-Plan -</b>								
Balance 1st April, 2001	761678	10115					75794	13
Advance during the year	2775							14
Repaid during the year	7754							15
Balance 31st March, 2002	756699	10115	0	0	0	0	75794	16
<b>797-Transfer to/from Reserve Funds and Deposit Accounts-</b>								
Balance 1st April, 2001	-1200							17
Advance during the year	0							18
Repaid during the year	0							19
Balance 31st March, 2002	-1200	0	0	0	0	0	0	20
<b>800-Other Loans-</b>								
Balance 1st April, 2001	18488			14453				21
Advance during the year	0							22
Repaid during the year	397			815				23
Balance 31st March, 2002	18091	0	0	13638	0	0	0	24
<b>Total : Loans for Co-operation-</b>								
Balance 1st April, 2001	21462351	15148257	114973	43279	77044	241567	741927	25
Advance during the year	2484686	5997071	32646	7553	2412	13063	4030	26
Repaid during the year	2921813	154381	283	1136	3064	2566	96371	27
Balance 31st March 2002	21025223	20990947	147336	49696	76402	252064	650586	28
Interest received and credited to revenue	1550154	65042	689	4	1107			29

## COMBINED FINANCE AND REVENUE ACCOUNTS OF THE UNION AND STATE GOVERNMENTS IN INDIA FOR THE YEAR 2001-02

**No. 17-C-6425 - ACCOUNT of LOANS for COOPERATION showing the amounts ADVANCED and REPaid  
during the year ended 31st March, 2002 and the BALANCES of such LOANS at the  
commencement and at the end of the year 2001-02-Concid.**

(In thousands of rupees)

Item No	STATE GOVERNMENTS								Total
	Punjab	Rajasthan	Sikkim	Tamil Nadu	Tripura	Uttar Pradesh	Uttaranchal	West Bengal	
1	343581								881822
2									112716
3	4872								7556
4	338709	0	0	0	0	0	0	0	986982
5						53			642701
6									0
7									10424
8	0	0	0	0	0	53	0	0	632277
9									9558
10									4792
11									0
12	0	0	0	0	0	0	0	0	14350
13		71229		1922			9437	810	930985
14							19282		22057
15		1455		25					9234
16	0	69774	0	1897	0	0	28719	810	943808
17									-1200
18									0
19									0
20	0	0	0	0	0	0	0	0	-1200
21						101590			134531
22		3160				40108			43268
23						2200			3412
24	0	3160	0	0	0	139488	0	0	174387
25	637076	1637872	2886	3105460	93171	920237	9437	702320	44737846
26	428050	243324	0	13696	8604	190999	19287	60568	9505988
27	11682	113636	17	57689	195	181208 (A)	0	33748	3576779
28	953444	1667560	2868	3061467	101680	930028	28724	729140	50667055
29	7817	51092						14490	1690395

(A) Includes Rs.691869 thousands yet to be apportioned between U.P. and Uttaranchal.

## No. 18-0435-ACCOUNT of RECEIPTS from OTHER AGRICULTURAL PROGRAMMES for the year ended 31st MARCH, 2002

(In thousands of rupees)

	Union Government	U.T.Govt. Pondicherry	STATE GOVERNMENTS						Item No.	
			Andhra Pradesh	Arunachal Pradesh	Assam	Bihar	Chhattisgarh	NCT Delhi		Goa
102-Fees for Quality Control grading of Agricultural products	33148	59	71		4	1	30	182		1
103-Receipts from Agricultural Research Stations, Orchards etc.										2
104-Soil and Water Conservation			97		35		5550			3
501-Other Services and Service Fees										4
800-Other Receipts	78411		50	1172	1746	1051		19	1660	5
900-Deduct-Refunds							8833			6
<b>Total: Receipts from Other Agricultural Programmes</b>	<b>111559</b>	<b>59</b>	<b>218</b>	<b>1172</b>	<b>1785</b>	<b>1052</b>	<b>14413</b>	<b>201</b>	<b>1660</b>	<b>7</b>

## No. 18-0435-ACCOUNT of RECEIPTS from OTHER AGRICULTURAL PROGRAMMES for the year ended 31st MARCH, 2002-Contd.

(In thousands of rupees)

	Total brought forward	STATE GOVERNMENTS					Orissa	Item No.
		Maharashtra	Manipur	Meghalaya	Mizoram	Nagaland		
102-Fees for Quality Control grading of Agricultural products	33694			958				1
103-Receipts from Agricultural Research Stations, Orchards etc.	0							2
104-Soil and Water Conservation	18959	4851		2242	214	10	6611	3
501-Other Services and Service Fees	0						2982	4
800-Other Receipts	155216	26585			6	335	1444	5
900-Deduct-Refunds	8389							6
<b>Total: Receipts from Other Agricultural Programmes</b>	<b>216258</b>	<b>31436</b>	<b>0</b>	<b>3200</b>	<b>220</b>	<b>345</b>	<b>11037</b>	<b>7</b>



## COMBINED FINANCE AND REVENUE ACCOUNTS OF THE UNION AND STATE GOVERNMENTS IN INDIA FOR THE YEAR 2001-02

## No. 18-0435-ACCOUNT of RECEIPTS from OTHER AGRICULTURAL PROGRAMMES for the year ended 31st MARCH, 2002-Contd.

Item No.	STATE GOVERNMENTS								Total carried over
	Gujarat	Haryana	Himachal Pradesh	Jammu and Kashmir	Jharkhand	Karnataka	Kerala	Madhya Pradesh	
1	153							46	33694
2									0
3	12	11000	366			1485	414		18959
4									0
5	242	32394		352	13			38106	155216
6								-444	8389
7	407	43394	366	352	13	1485	414	37708	216258

## No. 18-0435-ACCOUNT of RECEIPTS from OTHER AGRICULTURAL PROGRAMMES for the year ended 31st MARCH, 2002-Concl'd.

Item No.	STATE GOVERNMENTS								Total
	Punjab	Rajasthan	Sikkim	Tamil Nadu	Tripura	Uttar Pradesh	Uttaranchal	West Bengal	
1	146			42152					76950
2									0
3	2412	58586		4			1238	1239	96395
4									2982
5	18090	26636		153819	16	63179		259	445585
6	-800								7589
7	19848	85222	0	195975	16	63179	1238	1498	629472

Economic Services

**No. 18-A-2435-ACCOUNT of EXPENDITURE on OTHER AGRICULTURAL PROGRAMMES for the  
year ended 31st March, 2002**

	Union Government	U.T. Govt. Pondicherry	STATE GOVERNMENTS							Item No.
			Andhra Pradesh	Arunachal Pradesh	Assam	Bihar	Chhattisgarh	NCT Delhi	Goa	
(In thousands of rupees)										
<b>01-Marketing and Quality Control-</b>										
001-Direction and Administration			31125							1
101-Marketing Facilities	58554	4680	1374	2206	16562	980		6240	3343	2
102-Grading and Quality Control Facilities	111118		11274		1165	9730				3
190-Assistance to Public Sector and Other Undertakings										4
789-Special Component Plan for Scheduled Castes										5
796-Tribal Area Sub-plan										6
800-Other Expenditure	286321			1878						7
911-Deduct- Recoveries of Overpayments										8
<b>Total: 01</b>	<b>455993</b>	<b>4680</b>	<b>43773</b>	<b>4084</b>	<b>17727</b>	<b>10710</b>	<b>0</b>	<b>6240</b>	<b>3343</b>	<b>9</b>
<b>60-Others-</b>										
101-Scheme for Debt Relief to Farmers										10
796-Tribal Area Sub-plan										11
800-Other Expenditure										12
<b>Total: 60</b>	<b>0</b>	<b>0</b>	<b>0</b>	<b>0</b>	<b>0</b>	<b>0</b>	<b>0</b>	<b>0</b>	<b>0</b>	<b>13</b>
<b>Total: Expenditure on Other Agricultural Programmes</b>	<b>455993</b>	<b>4680</b>	<b>43773</b>	<b>4084</b>	<b>17727</b>	<b>10710</b>	<b>0</b>	<b>6240</b>	<b>3343</b>	<b>14</b>
Charged										15
Voted	455993	4680	43773	4084	17727	10710	0	6240	3343	16

## COMBINED FINANCE AND REVENUE ACCOUNTS OF THE UNION AND STATE GOVERNMENTS IN INDIA FOR THE YEAR 2001-02

## No. 18-A-2435-ACCOUNT of EXPENDITURE on OTHER AGRICULTURAL PROGRAMMES for the year ended 31st March, 2002-Contd.

Item No.	STATE GOVERNMENTS								Total carried over
	Gujarat	Haryana	Himachal Pradesh	Jammu and Kashmir	Jharkhand	Karnataka	Kerala	Madhya Pradesh	
1									31125
2	9851	9050		43395			95454		251689
3	2093			8321	3382		2838		149921
4				4000					4000
5									0
6									0
7					376				288575
8							-1		-1
9	11944	9050	0	55716	3758	0	98291	0	725309
10									0
11									0
12									0
13	0	0	0	0	0	0	0	0	0
14	11944	9050	0	55716	3758	0	98291	0	725309
15									0
16	11944	9050	0	55716	3758	0	98291	0	725309

Economic Services

**No. 18-A-2435-ACCOUNT of EXPENDITURE on OTHER AGRICULTURAL PROGRAMMES for the  
year ended 31st March, 2002-Contd.**

	Total brought forward	STATE GOVERNMENTS						Item No.
		Maharashtra	Manipur	Meghalaya	Mizoram	Nagaland	Orissa	
<b>01-Marketing and Quality Control-</b>								
001-Direction and Administration	31125							1
101-Marketing Facilities	251689		10	22465			6039	2
102-Grading and Quality Control Facilities	149921						11738	3
190-Assistance to Public Sector and Other Undertakings	4000							4
789-Special Component Plan for Scheduled Castes	0							5
796-Tribal Area Sub-plan	0						6593	6
800-Other Expenditure	288575				1400		24	7
911-Deduct- Recoveries of Overpayments	-1							8
<b>Total: 01</b>	<b>725309</b>	<b>0</b>	<b>10</b>	<b>22465</b>	<b>1400</b>	<b>0</b>	<b>24394</b>	<b>9</b>
<b>60-Others-</b>								
101-Scheme for Debt Relief to Farmers	0							10
796-Tribal Area Sub-plan	0							11
800-Other Expenditure	0							12
<b>Total: 60</b>	<b>0</b>	<b>0</b>	<b>0</b>	<b>0</b>	<b>0</b>	<b>0</b>	<b>0</b>	<b>13</b>
<b>Total: Expenditure on Other Agricultural Programmes</b>	<b>725309</b>	<b>0</b>	<b>10</b>	<b>22465</b>	<b>1400</b>	<b>0</b>	<b>24394</b>	<b>14</b>
Charged	0							15
Voted	725309	0	10	22465	1400	0	24394	16

No. 18-A-2435-ACCOUNT of EXPENDITURE on OTHER AGRICULTURAL PROGRAMMES for the year ended 31st March, 2002-Concl'd.

(In thousands of rupees)

Item No.	STATE GOVERNMENTS								Total
	Punjab	Rajasthan	Sikkim	Tamil Nadu	Tripura	Uttar Pradesh	Uttaranchal	West Bengal	
1		22543							53668
2	12235		1725	236263	650	49634		50768	631478
3	20179	3332		92618				5822	283610
4									4000
5								959	959
6									6593
7								61396	351395
8									-1
9	32414	25875	1725	328881	650	49634	0	118945	1331702
10									0
11									0
12			75639						75639
13	0	0	75639	0	0	0	0	0	75639
14	32414	25875	77364	328881	650	49634	0	118945	1407341
15									0
16	32414	25875	77364	328881	650	49634	0	118945	1407341

Economic Services

**No. 18-B-4435-ACCOUNT of CAPITAL OUTLAY on OTHER AGRICULTURAL PROGRAMMES during and to the end of the year 2001-02**

	(In thousands of rupees)	
	Expenditure	
	During the year	To end of the year
<b>UNION GOVERNMENT</b>		
<b>01-Marketing and Quality Control-</b>		
101-Marketing Facilities		269903
102-Grading and Quality Control Facilities	1771	4591
<b>Total: Union Government</b>	<b>1771</b>	<b>274494</b>
<b>UNION TERRITORY GOVERNMENT PONDICHERRY</b>		
<b>60-Others-</b>		
195-Investments in Marketing Co-operatives		25687
<b>Total: Government of Pondicherry</b>	<b>0</b>	<b>25687</b>
<b>STATE GOVERNMENTS ANDHRA PRADESH</b>		
<b>01-Marketing and Quality Control-</b>		
195-Investments in Marketing Co-operatives	25131	523196
800-Other Expenditure		--
901-Deduct-Receipts and Recoveries on Capital Account		--
<b>Total: Government of Andhra Pradesh</b>	<b>25131</b>	<b>523196</b>
<b>ARUNACHAL PRADESH</b>		
<b>01-Marketing and Quality Control-</b>		
800-Other Expenditure		880
<b>Total: Government of Arunachal Pradesh</b>	<b>0</b>	<b>880</b>
<b>BIHAR</b>		
<b>01-Marketing and Quality Control-</b>		
101-Marketing Facilities Bihar State Agro-industries Development Corporation		65639
796-Tribal Area Sub-Plan		58962
800-Other Expenditure		141453
<b>Total: Government of Bihar</b>	<b>0</b>	<b>266054</b>
<b>CHHATTISGARH</b>		
<b>01-Marketing and Quality Control-</b>		
60-Others		--
<b>Total: Government of Chhattisgarh</b>	<b>0</b>	<b>0</b>
<b>NCT DELHI</b>		
<b>01-Marketing and Quality Control-</b>		
101-Marketing Facilities Bihar State Agro-industries Development Corporation		34
102-Grading and Quality Control facilities		213
<b>Total: Government of NCT Delhi</b>	<b>0</b>	<b>247</b>

**No. 18-B-4435-ACCOUNT of CAPITAL OUTLAY on OTHER AGRICULTURAL PROGRAMMES during and to the end of the year 2001-02-Contd.**

	(In thousands of rupees)	
	Expenditure	
	During the year	To end of the year
<b>GUJARAT</b>		
<b>01-Marketing and Quality Control-</b>		
102-Grading and Quality Control Facilities	-1	21255
191-Investments in Marketing Co-operatives	-29	-7155
796-Tribal Area Sub-Plan		52674
800-Other Expenditure		2097
<b>Total: Government of Gujarat</b>	<b>-30</b>	<b>68871</b>
<b>HARYANA</b>		
<b>01-Marketing and Quality Control-</b>		
190-Investment in Public Sector and Other Undertakings		30000
800-Other Expenditure		(A) -60602
<b>Total: Government of Haryana</b>	<b>0</b>	<b>-30602</b>
<b>HIMACHAL PRADESH</b>		
<b>01-Marketing and Quality Control-</b>		
101-Marketing Facilities		22210
901-Deduct-Receipts and Recoveries on Capital Accounts		-77
<b>Total: Government of Himachal Pradesh</b>	<b>0</b>	<b>22133</b>
<b>JAMMU AND KASHMIR</b>		
<b>01-Marketing and Qualities Control-</b>		
101-Marketing Facilities		6515
190-Investments in Public Sector and Other Undertakings		41
800-Other Expenditure		1687
<b>Total: 01</b>	<b>0</b>	<b>8243</b>
<b>60-Others-</b>		
800-Other Expenditure		268
<b>Total: 60</b>	<b>0</b>	<b>268</b>
<b>Total: Government of Jammu &amp; Kashmir</b>	<b>0</b>	<b>8511</b>
<b>JHARKHAND</b>		
<b>01-Marketing and Quality Control-</b>		
101-Marketing Facilities		
<b>Total: Government of Jharkhand</b>	<b>0</b>	<b>0</b>
<b>KERALA</b>		
<b>01-Marketing and Quality Control-</b>		
101-Marketing Facilities		99650
<b>Total: Government of Kerala</b>	<b>0</b>	<b>99650</b>
<b>MADHYA PRADESH</b>		
<b>01-Marketing and Quality Control-</b>		
190-Investments in Public Sector and Other Undertakings		27352
<b>Total: 01</b>	<b>0</b>	<b>27352</b>

(A). Minus figure was due to excess of Receipts and recoveries over expenditure.

**No. 18-B-4435-ACCOUNT of CAPITAL OUTLAY on OTHER AGRICULTURAL PROGRAMMES during and to the end of the year 2001-02-Contd:**

	(In thousands of rupees)	
	Expenditure	
	During the year	To end of the year
<b>MADHYA PRADESH</b>		
<b>60-Others-</b>		
796-Tribal Area Sub-Plan	-	75146
<b>Total: 60</b>	<b>0</b>	<b>75146</b>
<b>Total: Government of Madhya Pradesh</b>	<b>0</b>	<b>(C) 102498</b>
<b>MEGHALAYA</b>		
<b>01-Marketing and Quality Control-</b>		
190-Investments in Public Sector and Other Undertakings	-	9350
<b>Total: Government of Meghalaya</b>	<b>0</b>	<b>9350</b>
<b>MIZORAM</b>		
<b>01-Marketing and Quality Control-</b>		
101-Marketing Facilities	-	20000
<b>Total: Government of Mizoram</b>	<b>0</b>	<b>20000</b>
<b>ORISSA</b>		
<b>60-Others-</b>		
800-Other Expenditure	-	-
<b>Total : Government of Orissa</b>	<b>0</b>	<b>0</b>
<b>PUNJAB</b>		
<b>01-Marketing and Quality Control-</b>		
101-Marketing Facilities	-	(A) 139637
102-Grading and Quality Control Facilities	-	35
<b>Total: Government of Punjab</b>	<b>0</b>	<b>-139602</b>
<b>RAJASTHAN</b>		
<b>01-Marketing and Quality Control-</b>		
101-Marketing Facilities	-	18800
190-Investments in Public Sector and Other Undertakings	(B) -251	452057
796-Tribal Area Sub-Plan	-	32505
<b>Total: Government of Rajasthan</b>	<b>-251</b>	<b>503362</b>
<b>SIKKIM</b>		
<b>01-Marketing and Quality Control-</b>		
101-Marketing Facilities	-	6521
<b>60-Others-</b>		
800-Other Expenditure	-	258
<b>Total: Government of Sikkim</b>	<b>0</b>	<b>6779</b>

(A) The progressive minus expenditure is due to the cumulative effect of excess of recoveries over expenditure.

(B) Minus expenditure is due to refund of share capital under warehousing and marketing co-operatives.

(C) Includes Rs. 102498 thousands yet to be apportioned between M.P. and Chhattisgarh.



## COMBINED FINANCE AND REVENUE ACCOUNTS OF THE UNION AND STATE GOVERNMENTS IN INDIA FOR THE YEAR 2001-02

## No. 18-B-4435-ACCOUNT of CAPITAL OUTLAY on OTHER AGRICULTURAL PROGRAMMES during and to the end of the year 2001-02-Concl'd.

	(In thousands of rupees)	
	Expenditure	
	During the year	To end of the year
<b>TAMIL NADU</b>		
01-Marketing and Quality Control-		
101-Marketing Facilities		104204
102-Grading and Quality Control Facilities		335
800-Other Expenditure		1860
<b>Total: Government of Tamil Nadu</b>	<b>0</b>	<b>106399</b>
<b>TRIPURA</b>		
01-Marketing and Quality Control-	41861	41861
800-Other Expenditure		76
<b>Total: Government of Tripura</b>	<b>41861</b>	<b>41937</b>
<b>UTTAR PRADESH</b>		
01-Marketing and Quality Control-		
800-Other Expenditure		-372
<b>Total: Government of Uttar Pradesh</b>	<b>0</b>	<b>-372</b>
<b>UTTARANCHAL</b>		
01- Marketing and Quality Control		
800-Other Expenditure		--
901-Deduct - Receipts and Recoveries on Capital Account		--
<b>Total : Government of Uttaranchal</b>	<b>0</b>	<b>0</b>
<b>WEST BENGAL</b>		
01- Marketing and Quality Control		
101- Marketing Facilities	10000	120008
789-Special Component Plan for Scheduled Castes		651
796-Tribal Area Sub-Plan		3620
<b>Total: 01</b>	<b>10000</b>	<b>124279</b>
60-Others-		
789-Special Component Plan for Scheduled Castes		--
796-Tribal Area Sub-Plan		--
<b>Total: 60</b>	<b>0</b>	<b>0</b>
<b>Total: Government of West Bengal</b>	<b>10000</b>	<b>124279</b>
<b>Total: Capital Outlay on Other Agricultural Programmes</b>	<b>78482</b>	<b>2033751</b>

(A) Includes Rs.-372 thousands yet to be apportioned between U.P. and Uttaranchal.



**No. 18-C-6436-ACCOUNT of LOANS for OTHER AGRICULTURAL PROGRAMMES showing the amounts ADVANCED and REPAYED during the year ended 31st March, 2002 and the BALANCES of such LOANS at the commencement and at the end of the year 2001-02-Contd.**

(In thousands of rupees)

Item No.	STATE GOVERNMENTS								Total carried over
	Gujarat	Haryana	Himachal Pradesh	Jammu and Kashmir	Jharkhand	Karnataka	Kerala	Madhya Pradesh	
1	1856		43389					671	65476
2									0
3	66								66
4	1790	0	43389	0	0	0	0	671	65410
5					126657				280203
6									0
7									0
8	0	0	0	126657	0	0	0	0	280203
9	27100								42508
10									0
11									18
12	27100	0	0	0	0	0	0	0	42490
13	182							163	404
14									0
15									0
16	182	0	0	0	0	0	0	163	404
17									179835
18									0
19									0
20	0	0	0	0	0	0	0	0	179835
21									0
22									0
23									0
24	0	0	0	0	0	0	0	0	0
25									2584
26									400
27									202
28	0	0	0	0	0	0	0	0	2782
29									150
30									0
31									260
32	0	0	0	0	0	-110	0	0	-110
33	29138	0	43389	126657	0	150	0	834	571160
34	0	0	0	0	0	0	0	0	400
35	66	0	0	0	0	260	0	0	546
36	29072	0	43389	126657	0	-110	0	834	571014
37									0

**No. 18-C-6435-ACCOUNT of LOANS for OTHER AGRICULTURAL PROGRAMMES showing the amounts ADVANCED and REPaid during the year ended 31st March, 2002 and the BALANCES of such LOANS at the commencement and at the end of the year 2001-02-Contd.**

(In thousands of rupees)

	Total brought forward	STATE GOVERNMENTS						Item No.
		Maharashtra	Manipur	Meghalaya	Mizoram	Nagaland	Orissa	
<b>01-Marketing and Quality Control-</b>								
<b>101-Marketing Facilities-</b>								
Balance 1st April, 2001	65476				34000		213	1
Advanced during the year	0							2
Repaid during the year	66							3
Balance 31st March, 2002	65410	0	0	0	34000	0	213	4
<b>190-Loans to Public Sector and other Undertakings-</b>								
Balance 1st April, 2001	280203							5
Advanced during the year	0							6
Repaid during the year	0							7
Balance 31st March, 2002	280203	0	0	0	0	0	0	8
<b>195-Loans to Co-operatives-</b>								
Balance 1st April, 2001	42508							9
Advanced during the year	0							10
Repaid during the year	18							11
Balance 31st March, 2002	42490	0	0	0	0	0	0	12
<b>796-Tribal Area Sub-plan-</b>								
Balance 1st April, 2001	404							13
Advanced during the year	0							14
Repaid during the year	0							15
Balance 31st March, 2002	404	0	0	0	0	0	0	16
<b>800-Other Loans-</b>								
Balance 1st April, 2001	179835				38282			17
Advanced during the year	0							18
Repaid during the year	0						1125	19
Balance 31st March, 2002	179835	0	0	0	38282	0	-1125	20
<b>60-Others-</b>								
<b>101-Marketing Facilities-</b>								
Balance 1st April, 2001	0							21
Advanced during the year	0							22
Repaid during the year	0							23
Balance 31st March, 2002	0	0	0	0	0	0	0	24
<b>195-Loans to Co-operatives-</b>								
Balance 1st April, 2001	2584							25
Advanced during the year	400							26
Repaid during the year	202							27
Balance 31st March, 2002	2782	0	0	0	0	0	0	28
<b>800-Other Loans-</b>								
Balance 1st April, 2001	150	21						29
Advanced during the year	0							30
Repaid during the year	260							31
Balance 31st March, 2002	-110	21	0	0	0	0	0	32
<b>Total : Loans for Other Agricultural Programmes</b>								
Balance 1st April, 2001	571160	21	0	0	72282	0	213	33
Advanced during the year	400	0	0	0	0	0	0	34
Repaid during the year	546	0	0	0	0	0	1125	35
Balance 31st March, 2002	571014	21	0	0	72282	0	-912	36
Interest Received and credited to Revenue	0	20						37

(A) Minus balance is under investigation.

**No. 18-C-6436-ACCOUNT of LOANS for OTHER AGRICULTURAL PROGRAMMES showing the amounts ADVANCED and REPAYED during the year ended 31st March, 2002 and the BALANCES of such LOANS at the commencement and at the end of the year 2001-02-Conclid.**

Item No.	STATE GOVERNMENTS								Total
	Punjab	Rajasthan	Sikkim	Tamil Nadu	Tripura	Uttar Pradesh	Uttaranchal	West Bengal	
1				101494				250	201433
2									0
3				1472					1538
4	0	0	0	100022	0	0	0	250	199895
5				1250					281453
6									0
7									0
8	0	0	0	1250	0	0	0	0	281453
9				87460					129968
10									0
11									18
12	0	0	0	87460	0	0	0	0	129950
13									404
14									0
15									0
16	0	0	0	0	0	0	0	0	404
17									218117
18									0
19									1125
20	0	0	0	0	0	0	0	0	216992
21						5697			5697
22									0
23						1			1
24	0	0	0	0	0	5696	0	0	5696
25									2584
26									400
27									202
28	0	0	0	0	0	0	0	0	2782
29						334			505
30									0
31									260
32	0	0	0	0	0	334	0	0	245
33	0	0	0	190204	0	6031	0	250	840161
34	0	0	0	0	0	0	0	0	400
35	0	0	0	1472	0	1 (A)	0	0	3144
36	0	0	0	188732	0	6030	0	250	837417
37									20

(A) Includes Rs.6030 thousands yet to be apportioned between U.P. and Uttaranchal.

**No. 19-A-2501-ACCOUNT of EXPENDITURE on SPECIAL PROGRAMMES FOR RURAL DEVELOPMENT for the year ended  
31st March 2002**

(In thousands of rupees)

	Union Government	U.T. Govt. Pondicherry	STATE GOVERNMENTS							Item No.
			Andhra Pradesh	Arunachal Pradesh	Assam	Bihar	Chhattisgarh	NCT Delhi	Goa	
<b>01-Integrated Rural Development Programme-</b>										
001-Direction and Administration			19778	29134	116559		14105			1
003-Training			278576	17458						2
101-Subsidy to District Rural Development Agencies			385000				100610			3
191-Assistance to Local Bodies, Municipal Corporations etc.										4
789-Special Component Plan for Scheduled Castes			73727				34067			5
792-Irrecoverable loans written off										6
796-Tribal Area Sub-plan			26971				75685			7
800-Other Expenditure			1403776	12520	1181256	197447				8
911-Deduct-Recoveries of Overpayments										9
<b>Total: 01</b>	<b>0</b>	<b>0</b>	<b>2187828</b>	<b>59112</b>	<b>1297815</b>	<b>197447</b>	<b>224467</b>	<b>0</b>	<b>0</b>	<b>10</b>
<b>02-Drought Prone Areas Development Programme-</b>										
001-Direction and Administration	5263									11
101-Minor Irrigation							3229			12
102-Afforestation										13
103-Pasture Development										14
191-Assistance to Local Bodies, Municipal Corporation etc.										15
307-Soil and Water Conservation										16
310-Animal Husbandry and Dairying										17
789-Special Component Plan for SC			96309							18
796-Tribal Area Sub-plan							13083			19
800-Other Expenditure	2089900		283826				640			20
<b>Total: 02</b>	<b>2095163</b>	<b>0</b>	<b>380135</b>	<b>0</b>	<b>0</b>	<b>3229</b>	<b>13723</b>	<b>0</b>	<b>0</b>	<b>21</b>
<b>03-Desert Development Programme-</b>										
001-Direction and Administration	1500									22
101-Minor Irrigation										23
102-Afforestation										24
307-Soil and Water Conservation										25
310-Animal Husbandry and Dairying										26
796-Tribal Area Sub-plan										27
800-Other Expenditure	1498800									28
<b>Total: 03</b>	<b>1500300</b>	<b>0</b>	<b>0</b>	<b>0</b>	<b>0</b>	<b>0</b>	<b>0</b>	<b>0</b>	<b>0</b>	<b>29</b>
<b>04-Integrated Rural Energy Planning Programme-</b>										
003-Training	3253									30
101-Development of Design and Approach for Area bound Block Level IRE Projects							4000			31
105-Project Implementation	5361							19943		32
109-Monitoring				1397						33
191-Assistance to Local Bodies, Corporations etc.										34
796-Tribal Area Sub-plan										35
800-Other Expenditure										36
<b>Total: 04</b>	<b>8614</b>	<b>0</b>	<b>0</b>	<b>1397</b>	<b>0</b>	<b>0</b>	<b>4000</b>	<b>19943</b>	<b>0</b>	<b>37</b>
<b>05-Waste Land Development-</b>										
101-National Waste Land Development Programme	3740728									38
191-Assistance to Local Bodies, Municipal Corporations etc.										39
800-Other Expenditure			6536							40
<b>Total:05</b>	<b>3740728</b>	<b>0</b>	<b>6536</b>	<b>0</b>	<b>0</b>	<b>0</b>	<b>0</b>	<b>0</b>	<b>0</b>	<b>41</b>
<b>06-Self Employment Programme-</b>										
001-Direction and Administration										42
003-Training										43
101-Swamajayanti Gram Swarozgar Yojana	5360348									44
796-Tribal Area Sub-plan										45
800-Other Expenditure										46
<b>Total : 06</b>	<b>5360348</b>	<b>0</b>	<b>0</b>	<b>0</b>	<b>0</b>	<b>0</b>	<b>0</b>	<b>0</b>	<b>0</b>	<b>47</b>
<b>Total: Expenditure on Special Programmes for Rural Development</b>	<b>12705153</b>	<b>0</b>	<b>2574499</b>	<b>60509</b>	<b>1297815</b>	<b>200676</b>	<b>242190</b>	<b>19943</b>	<b>0</b>	<b>48</b>
Charged										49
Voted	12705153	0	2574499	60509	1297815	200676	242190	19943	0	50

## No. 19-A-2501-ACCOUNT of EXPENDITURE on SPECIAL PROGRAMMES FOR RURAL DEVELOPMENT for the year ended 31st March 2002-Contd.

Item No.	STATE GOVERNMENTS								Total carried over
	Gujarat	Haryana	Himachal Pradesh	Jammu and Kashmir	Jharkhand	Karnataka	Kerala	Madhya Pradesh	
1		12140				8473		59929	260118
2									296034
3		34060	45735					40959	606364
4						157914			157914
5								50869	158663
6									0
7			2494					32566	137716
8		16877		47926	53077				2912879
9									0
10	0	63077	48229	47926	53077	166387	0	184323	4529688
11									5263
12					20687				23916
13									0
14									0
15						97017			97017
16									0
17									0
18									96309
19	31380				79887			114449	238799
20								136318	2510684
21	31380	0	0	0	100574	97017	0	250767	2971988
22									1500
23									0
24		21872							21872
25									0
26									0
27			12613						12613
28	47818							5776	1552394
29	47818	21872	12613	0	0	0	0	5776	1588379
30									3253
31								10662	14662
32			11460			10122			46886
33									1397
34						36987			36987
35			4161					327	4488
36				8593					8593
37	0	0	15621	8593	0	47109	0	10989	116266
38			9434			68580	1460		3820202
39									0
40									6536
41	0	0	9434	0	0	68580	1460	0	3826738
42	147268						4960		152228
43							901		901
44	28633								5388981
45	105215						77369		182584
46	214234						375		214609
47	495350	0	0	0	0	0	83605	0	5939303
48	574548	84949	85897	56519	153651	379093	85065	451855	18972362
49									0
50	574548	84949	85897	56519	153651	379093	85065	451855	18972362

**No. 19-A-2501-ACCOUNT of EXPENDITURE on SPECIAL PROGRAMMES FOR RURAL DEVELOPMENT for the year ended  
31st March 2002-Contd.**

(In thousands of rupees)

	Total brought forward	STATE GOVERNMENTS						Item No.
		Maharashtra	Manipur	Meghalaya	Mizoram	Nagaland	Orissa	
<b>01-Integrated Rural Development Programme-</b>								
001-Direction and Administration	260118	46125	2232	13853			146299	1
003-Training	296034	16869		2870				2
101-Subsidy to District Rural Development Agencies	606364	125509						3
191-Assistance to Local Bodies, Municipal Corporations etc.	157914							4
789-Special Component Plan for Scheduled Castes	158663							5
792-Irrecoverable Loans Written Off	0			36				6
796-Tribal Area Sub-plan	137716	27138					107347	7
800-Other Expenditure	2912879	33439		102616	20217		75749	8
911-Deduct-Recoveries of Overpayments	0							9
<b>Total: 01</b>	<b>4529688</b>	<b>249080</b>	<b>2232</b>	<b>119375</b>	<b>20217</b>	<b>0</b>	<b>329395</b>	<b>10</b>
<b>02-Drought Prone Areas Development Programme-</b>								
001-Direction and Administration	5263							11
101-Minor Irrigation	23916	31362						12
102-Afforestation	0							13
103-Pasture Development	0							14
191-Assistance to Local Bodies, Municipal Corporations etc.	97017							15
307-Soil and Water Conservation	0							16
310-Animal Husbandry and Dairying	0							17
789-Special Component Plan for SC	96309							18
796-Tribal Area Sub-plan	238799	3167						19
800-Other Expenditure	2510684						3650	20
<b>Total: 02</b>	<b>2971988</b>	<b>34529</b>	<b>0</b>	<b>0</b>	<b>0</b>	<b>0</b>	<b>3650</b>	<b>21</b>
<b>03-Desert Development Programme-</b>								
001-Direction and Administration	1500							22
101-Minor Irrigation	0							23
102-Afforestation	21872							24
307-Soil and Water Conservation	0							25
310-Animal Husbandry and Dairying	0							26
796-Tribal Area Sub-plan	12613							27
800-Other Expenditure	1552394							28
<b>Total: 03</b>	<b>1588379</b>	<b>0</b>	<b>0</b>	<b>0</b>	<b>0</b>	<b>0</b>	<b>0</b>	<b>29</b>
<b>04-Integrated Rural Energy Planning Programme-</b>								
003-Training	3253							30
101-Development of Design and Approach for Area bound Block Level IRE Projects	14662			3000				31
105-Project Implementation	46886		1824	4225	1100			32
109-Monitoring	1397			275				33
191-Assistance to Local Bodies, Municipal Corporations etc.	36987							34
796-Tribal Area Sub-plan	4488							35
800-Other Expenditure	8593							36
	0							
<b>Total: 04</b>	<b>116266</b>	<b>0</b>	<b>1824</b>	<b>7500</b>	<b>1100</b>	<b>0</b>	<b>0</b>	<b>37</b>
<b>05-Waste Land Development Programme-</b>								
101-National Waste Land Development Programme	3820202							38
191-Assistance to Local Bodies, Municipal Corporations etc.	0							39
800-Other Expenditure	6536							40
<b>Total:05</b>	<b>3826738</b>	<b>0</b>	<b>0</b>	<b>0</b>	<b>0</b>	<b>0</b>	<b>0</b>	<b>41</b>
<b>06-Self Employment Programme-</b>								
001-Direction and Administration	152228							42
003-Training	901							43
101-Swarnajayanti Gram Swarozgar Yojana	5388981					8574		44
796-Tribal Area Sub-plan	182584							45
800-Other Expenditure	214609				10553			46
	0							
<b>Total : 06</b>	<b>5939303</b>	<b>0</b>	<b>0</b>	<b>0</b>	<b>10553</b>	<b>8574</b>	<b>0</b>	<b>47</b>
<b>Total: Expenditure on Special Programmes for Rural Development</b>	<b>18972362</b>	<b>283609</b>	<b>4056</b>	<b>126875</b>	<b>31870</b>	<b>8574</b>	<b>333045</b>	<b>48</b>
Charged	0							49
Voted	18972362	283609	4056	126875	31870	8574	333045	50



## COMBINED FINANCE AND REVENUE ACCOUNTS OF THE UNION AND STATE GOVERNMENTS IN INDIA FOR THE YEAR 2001-02

No. 19-A-2501-ACCOUNT of EXPENDITURE on SPECIAL PROGRAMMES FOR RURAL DEVELOPMENT for the year ended  
31st March 2002-Concl'd.

Item No.	STATE GOVERNMENTS								Total
	Punjab	Rajasthan	Sikkim	Tamil Nadu	Tripura	Uttar Pradesh	Uttaranchal	West Bengal	
1	3108				33003			16935	521673
2		2450							318223
3		57423			3777				793073
4									157914
5		29672							188335
6									36
7		10275							282476
8			8000			260346	168936	26414	3608596
9									0
10	3108	99820	8000	0	36780	260346	168936	43349	5870326
11									5263
12								1773	57051
13									0
14									0
15									97017
16									0
17									0
18									96309
19									241966
20				34425		49829	3050		2601638
21	0	0	0	34425	0	49829	3050	1773	3099244
22		202914							204414
23									0
24									21872
25									0
26									0
27									12613
28									1552394
29	0	202914	0	0	0	0	0	0	1791293
30									3253
31			1500						19162
32			2000				9037		65072
33					219				1891
34									36987
35									4488
36									8593
37	0	0	3500	0	219	0	9037	0	139446
38			11023						3831225
39									0
40				32657					39193
41	0	0	11023	32657	0	0	0	0	3870418
42		42317							194545
43			4000						4901
44									5397555
45									182584
46				216635					441797
47	0	42317	4000	216635	0	0	0	0	6221382
48	3108	345051	26523	283717	36999	310175	181023	45122	20992109
49									0
50	3108	345051	26523	283717	36999	310175	181023	45122	20992109



## COMBINED FINANCE AND REVENUE ACCOUNTS OF THE UNION AND STATE GOVERNMENTS IN INDIA FOR THE YEAR 2001-02

No. 19-C-6501-ACCOUNT of LOANS for SPECIAL PROGRAMMES FOR RURAL DEVELOPMENT showing the amounts  
ADVANCED and REPAID during the year ended 31st March, 2002 and the BALANCES of such LOANS at the  
commencement and at the end of the year 2001-02-Contd.

Item No.	STATE GOVERNMENTS								Total carried over
	Gujarat	Haryana	Himachal Pradesh	Jammu and Kashmir	Jharkhand	Karnataka	Kerala	Madhya Pradesh	
1						5			5
2									0
3									0
4	0	0	0	0	0	5	0	0	5
5									0
6									0
7									0
8	0	0	0	0	0	0	0	0	0
9	0	0	0	0	0	5	0	0	5
10	0	0	0	0	0	0	0	0	0
11	0	0	0	0	0	0	0	0	0
12	0	0	0	0	0	5	0	0	5
13									0

No. 19-C-6501-ACCOUNT of LOANS for SPECIAL PROGRAMMES FOR RURAL DEVELOPMENT showing the amounts  
ADVANCED and REPAID during the year ended 31st March, 2002 and the BALANCES of such LOANS at the  
commencement and at the end of the year 2001-02-Concl'd.

Item No.	STATE GOVERNMENTS								Total
	Punjab	Rajasthan	Sikkim	Tamil Nadu	Tripura	Uttar Pradesh	Uttaranchal	West Bengal	
1									5
2									0
3									0
4	0	0	0	0	0	0	0	0	5
5				17802					17802
6									0
7				737					737
8	0	0	0	17065	0	0	0	0	17065
9	0	0	0	17802	0	0	0	0	17807
10	0	0	0	0	0	0	0	0	0
11	0	0	0	737	0	0	0	0	737
12	0	0	0	17065	0	0	0	0	17070
13									0

Loand and Advances

## No. 20-A-2505-ACCOUNT of EXPENDITURE on RURAL EMPLOYMENT for the year ended 31st March, 2002

(In thousands of rupees)

	Union Government	U.T. Govt. Pondicherry	STATE GOVERNMENTS							Item No.
			Andhra Pradesh	Arunachal Pradesh	Assam	Bihar	Chhattisgarh	NCT Delhi	Goa	
<b>01-National Programmes-</b>										
001-Direction and Administration										1
101-Indira Awas Yojna										2
701-National Rural Employment Programmes				36070			732498			3
702-Jawahar Gram Samridhi Yojna			1040648	55874		1883951	139959		10048	4
789-Special Component Plan for Scheduled Castes							197229			5
796-Tribal Area Sub-plan										6
800-Other Expenditure	18934620									7
911-Deduct-Recoveries of Overpayments										8
<b>Total:01</b>	<b>18934620</b>	<b>0</b>	<b>1040648</b>	<b>91944</b>	<b>0</b>	<b>1883951</b>	<b>1069586</b>	<b>0</b>	<b>10048</b>	<b>9</b>
<b>60-Other Programmes-</b>										
000-Employment guarantee scheme										10
001-Direction and Administration										11
017-Assured Employment Scheme										12
101-Rural Landless Employment Guarantee Programme	8000000									13
102-Group Payment Assurance Scheme	18979266									14
191-Assistance to Local Bodies, Corporations etc.										15
702-Jawahar Gram Samridhi Yojna			175455							16
703-Special Employment Programmes										17
796-Tribal Area Sub-plan										18
797-Transfers to/from Reserve Funds and Deposit Accounts										19
800-Other Expenditure										20
<b>Total:60</b>	<b>26979266</b>	<b>0</b>	<b>175455</b>	<b>0</b>	<b>0</b>	<b>0</b>	<b>0</b>	<b>0</b>	<b>0</b>	<b>21</b>
<b>Total: Expenditure on Rural Employment</b>	<b>45913886</b>	<b>0</b>	<b>1216103</b>	<b>91944</b>	<b>0</b>	<b>1883951</b>	<b>1069586</b>	<b>0</b>	<b>10048</b>	<b>22</b>
Charged										23
Voted	45913886	0	1216103	91944	0	1883951	1069586	0	10048	24

## No. 20-A-2506-ACCOUNT of EXPENDITURE on RURAL EMPLOYMENT for the year ended 31st March, 2002-Contd.

(In thousands of rupees)

	Total brought forward	STATE GOVERNMENTS						Item No.
		Maharashtra	Manipur	Meghalaya	Mizoram	Nagaland	Orissa	
<b>01-National Programmes-</b>								
001-Direction and Administration	407564				10000			1
101-Indira Awas Yojna	0							2
701-National Rural Employment Programmes	1730891		134493	78442	22600			3
702-Jawahar Gram Samridhi Yojna	4084346	508913					1632722	4
789-Special Component Plan for Scheduled Castes	516065							5
796-Tribal Area Sub-plan	409402	41842					610685	6
800-Other expenditure	18934620							7
911-Deduct-Recoveries of Overpayments	0							8
<b>Total:01</b>	<b>26082888</b>	<b>550765</b>	<b>134493</b>	<b>78442</b>	<b>32600</b>	<b>0</b>	<b>2243387</b>	<b>9</b>
<b>60-Other Programmes-</b>								
000-Employment guarantee scheme	0	54108						10
001-Direction and Administration	0							11
017-Assured Employment Scheme	0							12
101-Rural Landless Employment Guarantee Programme	8000000							13
102-Group Payment Assurance Scheme	18979266							14
191-Assistance to Local Bodies, Corporations etc.	714251							15
702-Jawahar Gram Samridhi Yojna	191612							16
703-Special Employment Programmes	30473							17
796-Tribal Area Sub-plan	0	176861						18
797-Transfers to/from Reserve Funds and Deposit Accounts	0							19
800-Other Expenditure	342791	492600				13000		20
<b>Total:60</b>	<b>28258393</b>	<b>723569</b>	<b>0</b>	<b>0</b>	<b>0</b>	<b>13000</b>	<b>0</b>	<b>21</b>
<b>Total: Expenditure on Rural Employment</b>	<b>54341281</b>	<b>1274324</b>	<b>134493</b>	<b>78442</b>	<b>32600</b>	<b>13000</b>	<b>2243387</b>	<b>22</b>
Charged		1047798						23
Voted	54341281	226526	134493	78442	32600	13000	2243387	24

## COMBINED FINANCE AND REVENUE ACCOUNTS OF THE UNION AND STATE GOVERNMENTS IN INDIA FOR THE YEAR 2001-02

## No. 20-A-2505-ACCOUNT of EXPENDITURE on RURAL EMPLOYMENT for the year ended 31st March, 2002-Contd.

(In thousands of rupees)

Item No.	STATE GOVERNMENTS								Total carried over
	Gujarat	Haryana	Himachal Pradesh	Jammu and Kashmir	Jharkhand	Karnataka	Kerala	Madhya Pradesh	
1					407564				407564
2									0
3					962323				1730891
4	33282	513389	56073				23187	327935	4084346
5								318836	516065
6	73315		3008					333079	409402
7									18934620
8									0
9	106597	513389	59081	0	1369887	0	23187	979850	26082888
10									0
11									0
12									0
13									8000000
14									18979266
15						492666	221585		714251
16	3970		12187						191612
17	30473								30473
18									0
19									0
20	342794						-3		342791
21	377237	0	12187	0	0	492666	221582	0	28258393
22	483834	513389	71268	0	1369887	492666	244769	979850	54341281
23									0
24	483834	513389	71268	0	1369887	492666	244769	979850	54341281

## No. 20-A-2505-ACCOUNT of EXPENDITURE on RURAL EMPLOYMENT for the year ended 31st March, 2002-Concl'd.

(In thousands of rupees)

Item No.	STATE GOVERNMENTS								Total
	Punjab	Rajasthan	Sikkim	Tamil Nadu	Tripura	Uttar Pradesh	Uttaranchal	West Bengal	
1									417564
2									0
3									1966426
4		184500	33000	1530244		3091882		1328370	12393977
5		47909		167968					731942
6		12000							1073909
7							246		18934866
8									0
9	0	244409	33000	1698212	0	3091882	246	1328370	35518684
10					253				54361
11									0
12									0
13				117821					8117821
14									18979266
15									714251
16									191612
17									30473
18									176861
19									0
20								164923	1013314
21	0	0	0	117821	253	0	0	164923	29277959
22	0	244409	33000	1816033	253	3091882	246	1493293	64796643
23									1047798
24	0	244409	33000	1816033	253	3091882	246	1493293	63748845


\* Includes Rs. 15 thousands spent out of advance from the Contingency Fund during the year 2000-01 but recouped to the fund during the year 2001-02.

NO. 20-C-6505- ACCOUNT of LOANS for RURAL EMPLOYMENT showing the amounts ADVANCED and REPAID during the year ended 31st March, 2002 and the BALANCES of such LOANS at the commencement and at the end of the year 2001-02 conclud.

	Balance 1st April, 2001	Advanced during the year	Repaid during the year	Balance 31st March, 2002
<b>KARNATAKA</b>				
800-Other Loans	-3	-	-	-3 @
<b>Total: Government of Karnataka</b>	<b>-3</b>	<b>0</b>	<b>0</b>	<b>-3</b>
<b>TAMIL NADU</b>				
201-National Programmes	-299	-	-	-299
800-Other Loans	-137	-	-	-137
<b>Total: Government of Tamil Nadu</b>	<b>-436</b>	<b>0</b>	<b>0</b>	<b>-436</b>
<b>UTTAR PRADESH</b>				
200-Other Programmes	821	-	-	821
<b>Total: Government of Uttar Pradesh</b>	<b>821</b>	<b>0</b>	<b>0</b>	<b>821</b>
<b>UTTARANCHAL</b>				
200-Other Programmes	-	-	-	0
<b>Total: Government of Uttaranchal</b>	<b>0</b>	<b>0</b>	<b>0</b>	<b>0</b>
<b>Total</b>	<b>382</b>	<b>0</b>	<b>0</b>	<b>382</b>

@ Reasons for the minus balances are under examination.

\* The amount of Rs.821thousands yet to be apportioned between U.P. and Uttaranchal.



## No. 21-0506-ACCOUNT of RECEIPTS from LAND REFORMS for the year ended 31st MARCH, 2002

(In thousands of rupees)

	Union Government	U.T. Govt. Pondicherry	STATE GOVERNMENTS							Item No.	
			Andhra Pradesh	Arunachal Pradesh	Assam	Bihar	Chhattisgarh	NCT Delhi	Goa		
101-Receipts from Regulations/ Consolidations of land Holdings and tenancy							42				1
103-Receipts from maintenance of Lands Records											2
800-Other Receipts			3512	54			4231				3
900-Deduct-Refunds											4
<b>Total: Receipts from Land Reforms</b>	<b>0</b>	<b>0</b>	<b>3512</b>	<b>54</b>	<b>0</b>	<b>4273</b>	<b>0</b>	<b>0</b>	<b>0</b>	<b>0</b>	<b>5</b>

## No. 21-0506-ACCOUNT of RECEIPTS from LAND REFORMS for the year ended 31st MARCH, 2002-Contd.

(In thousands of rupees)

	Total brought forward	STATE GOVERNMENTS						Item No.
		Maharashtra	Manipur	Meghalaya	Mizoram	Nagaland	Orissa	
101-Receipts from Regulations/ Consolidations of land Holdings and tenancy	42	3828						1
103-Receipts from maintenance of Lands Records	0	71314						2
800-Other Receipts	10526						227	3
900-Deduct-Refunds	0	-64						4
<b>Total: Receipts from Land Reforms</b>	<b>10568</b>	<b>75078</b>	<b>0</b>	<b>0</b>	<b>0</b>	<b>0</b>	<b>227</b>	<b>5</b>



## No. 21-0506-ACCOUNT of RECEIPTS from LAND REFORMS for the year ended 31st MARCH, 2002-Contd.

Item No.	STATE GOVERNMENTS								Total carried over
	Gujarat	Haryana	Himachal Pradesh	Jammu and Kashmir	Jharkhand	Karnataka	Kerala	Madhya Pradesh	
1									42
2									0
3	396	52	32	31	0	2218			10526
4									0
5	396	52	32	31	0	2218	0	0	10568

## No. 21-0506-ACCOUNT of RECEIPTS from LAND REFORMS for the year ended 31st MARCH, 2002-Concl'd.

Item No.	STATE GOVERNMENTS								Total
	Punjab	Rajasthan	Sikkim	Tamil Nadu	Tripura	Uttar Pradesh	Uttaranchal	West Bengal	
1	3	2139							6012
2									71314
3					222	45509		39	56523
4									-64
5	3	2139	0	0	222	45509	0	39	133785

Economic Services

## No. 21-A-2506-ACCOUNT of EXPENDITURE on LAND REFORMS for the year ended 31st March, 2002

	Union Government	U.T. Govt. Pondicherry	STATE GOVERNMENTS							Item No.
			Andhra Pradesh	Arunachal Pradesh	Assam	Bihar	Chhattisgarh	NCT Delhi	Goa	
001-Direction and Administration			28678							1
012-Statistics and Evaluation										2
101-Regulation of Land Holdings and Tenancy			304							3
102-Consolidation of Holdings										4
103-Maintenance of Land Records	4644									5
104-Assistance to Allottees of Surplus Land		24								6
191-Assistance to Local Bodies, Corporations etc.										7
796-Tribal Area Sub-plan										8
800-Other Expenditure	3883			20920			2195			9
<b>Total: Expenditure on Land Reforms</b>	<b>8527</b>	<b>24</b>	<b>28982</b>	<b>20920</b>	<b>0</b>	<b>2195</b>	<b>0</b>	<b>0</b>	<b>0</b>	<b>10</b>
Charged										11
Voted	8527	24	28982	20920	0	2195	0	0	0	12

## No. 21-A-2506-ACCOUNT of EXPENDITURE on LAND REFORMS for the year ended 31st March, 2002-Contd.

	Total brought forward	STATE GOVERNMENTS						Item No.
		Maharashtra	Manipur	Meghalaya	Mizoram	Nagaland	Orissa	
001-Direction and Administration	28678				5777		22968	1
012-Statistics and Evaluation	11903				458			2
101-Regulation of Land Holdings and Tenancy	86895				20567		8589	3
102-Consolidation of Holdings	267571						268375	4
103-Maintenance of Land Records	4644				17944			5
104-Assistance to Allottees of Surplus Land	24							6
191-Assistance to Local Bodies, Corporations etc.	0							7
796-Tribal Area Sub-plan	1867						53363	8
800-Other Expenditure	53027				10			9
<b>Total: Expenditure on Land Reforms</b>	<b>454609</b>	<b>0</b>	<b>0</b>	<b>0</b>	<b>44756</b>	<b>0</b>	<b>353295</b>	<b>10</b>
Charged	0							11
Voted	454609	0	0	0	44756	0	353295	12

## COMBINED FINANCE AND REVENUE ACCOUNTS OF THE UNION AND STATE GOVERNMENTS IN INDIA FOR THE YEAR 2001-02

## No. 21-A-2506-ACCOUNT of EXPENDITURE on LAND REFORMS for the year ended 31st March, 2002-Contd.

Item No.	STATE GOVERNMENTS								Total carried over
	Gujarat	Haryana	Himachal Pradesh	Jammu and Kashmir	Jharkhand	Karnataka	Kerala	Madhya Pradesh	
1									28678
2		11903							11903
3						86591			86895
4		29489	44361	193721					267571
5									4644
6									24
7									0
8			1160		707				1867
9				4954	287	3684	17104		53027
10	0	41392	45521	198675	994	90275	17104	0	454609
11									0
12	0	41392	45521	198675	994	90275	17104	0	454609

## No. 21-A-2506-ACCOUNT of EXPENDITURE on LAND REFORMS for the year ended 31st March, 2002-Concl'd.

Item No.	STATE GOVERNMENTS								Total
	Punjab	Rajasthan	Sikkim	Tamil Nadu	Tripura	Uttar Pradesh	Uttaranchal	West Bengal	
1					78861				136284
2									12361
3								99967	216018
4	17569								553515
5			2497	23145					48230
6		-11				279			292
7									0
8									55230
9			3700					41146	97883
10	17569	-11	6197	23145	78861	279	0	141113	1119813
11									0
12	17569	-11	6197	23145	78861	279	0	141113	1119813

\* Minus expenditure is due to deposits of previous years unspent amount.

**No. 21-C-6506-ACCOUNT of LOANS for LAND REFORMS showing the amounts ADVANCED and REPaid during the year ended 31st March, 2002 and the BALANCES of such LOANS at the commencement and at the end of the year 2001-02**

(In thousands of rupees)

	Union Government	U.T. Govt. Pondicherry	STATE GOVERNMENTS							Item No.
			Andhra Pradesh	Arunachal Pradesh	Assam	Bihar	Chhattisgarh	NCT Delhi	Goa	
<b>104-Loans to Allottees of surplus Land-</b>										
Balance 1st April, 2001										1
Advanced during the year										2
Repaid during the year								5		3
Balance 31st March, 2002	0	0	0	0	0	0	0	-5	0	4
<b>190-Loans to Public Sector and other Undertakings-</b>										
Balance 1st April, 2001										5
Advanced during the year										6
Repaid during the year										7
Balance 31st March, 2002	0	0	0	0	0	0	0	0	0	8
<b>796-Tribal Area Sub-plan-</b>										
Balance 1st April, 2001										9
Advanced during the year										10
Repaid during the year										11
Balance 31st March, 2002	0	0	0	0	0	0	0	0	0	12
<b>800-Other Loans-</b>										
Balance 1st April, 2001					2979	22546				13
Advanced during the year										14
Repaid during the year								3		15
Balance 31st March, 2002	0	0	0	0	2979	22546		-3	0	16
<b>Total : Loans for Land Reforms</b>										
Balance 1st April, 2001	0	0	0	0	2979	22546	0	0	0	17
Advanced during the year	0	0	0	0	0	0	0	0	0	18
Repaid during the year	0	0	0	0	0	0	8	0	0	19
Balance 31st March, 2002	0	0	0	0	2979	22546	-8	0	0	20
Interest received and credited to revenue										21

\* Minus balance is under reconciliation.

**No. 21-C-6506-ACCOUNT of LOANS for LAND REFORMS showing the amounts ADVANCED and REPAID during the year ended 31st March, 2002 and the BALANCES of such LOANS at the commencement and at the end of the year 2001-02-Contd.**

Item No.	STATE GOVERNMENTS								Total carried over
	Gujarat	Haryana	Himachal Pradesh	Jammu and Kashmir	Jharkhand	Karnataka	Kerala	Madhya Pradesh	
1			-236						-236
2			86						86
3			180						185
4	0	0	-330	0	0	0	0	0	-335
5									0
6									0
7									0
8	0	0	0	0	0	0	0	0	0
9			649						649
10			16						16
11									0
12	0	0	665	0	0	0	0	0	665
13	-9					-10			25506
14									0
15						3			6
16	-9	0	0	0	0	-13	0	0	25500
17	-9	0	413	0	0	-10	0	0	25919
18	0	0	102	0	0	0	0	0	102
19	0	0	180	0	0	3	0	0	191
20	-9	0	335	0	0	-13	0	0	25830
21									0

@ Minus balance is under investigation.

Loans and Advances

**No. 21-C-6506-ACCOUNT of LOANS for LAND REFORMS showing the amounts ADVANCED and REPAYED during the year ended 31st March, 2002 and the BALANCES of such LOANS at the commencement and at the end of the year 2001-02-Contd.**

	Total brought forward	STATE GOVERNMENTS						Item No.
		Maharashtra	Manipur	Meghalaya	Mizoram	Nagaland	Orissa	
(In thousands of rupees)								
<b>104-Loans to Allottees of surplus Land-</b>								
Balance 1st April, 2001	-236							1
Advanced during the year	86							2
Repaid during the year	185							3
Balance 31st March, 2002	-335	0	0	0	0	0	0	4
<b>190-Loans to Public Sector and other Undertakings-</b>								
Balance 1st April, 2001	0							5
Advanced during the year	0							6
Repaid during the year	0							7
Balance 31st March, 2002	0	0	0	0	0	0	0	8
<b>796-Tribal Area Sub-plan-</b>								
Balance 1st April, 2001	649							9
Advanced during the year	16							10
Repaid during the year	0							11
Balance 31st March, 2002	665	0	0	0	0	0	0	12
<b>800-Other Loans-</b>								
Balance 1st April, 2001	25506							13
Advanced during the year	0							14
Repaid during the year	6							15
Balance 31st March, 2002	25500	0	0	0	0	0	0	16
<b>Total : Loans for Land Reforms</b>								
Balance 1st April, 2001	25919	0	0	0	0	0	0	17
Advanced during the year	102	0	0	0	0	0	0	18
Repaid during the year	191	0	0	0	0	0	0	19
Balance 31st March, 2002	25830	0	0	0	0	0	0	20
Interest received and credited to revenue	0							21

**No. 21-C-6506-ACCOUNT of LOANS for LAND REFORMS showing the amounts ADVANCED and REPaid during the year ended 31st March, 2002 and the BALANCES of such LOANS at the commencement and at the end of the year 2001-02-Concl'd.**

Item No.	STATE GOVERNMENTS								Total
	Punjab	Rajasthan	Sikkim	Tamil Nadu	Tripura	Uttar Pradesh	Uttaranchal	West Bengal	
1		622		-11		4020			4395
2									86
3		5		2					192
4	0	617	0	-13	0	4020	0	0	4289
5									0
6									0
7									0
8	0	0	0	0	0	0	0	0	0
9									649
10									16
11									0
12	0	0	0	0	0	0	0	0	665
13				-13					25493
14									0
15				4					10
16	0	0	0	-17	0	0	0	0	25483
17	0	622	0	-24	0	4020	0	0	30537
18	0	0	0	0	0	0	0	0	102
19	0	5	0	6	0	0	0	0	202
20	0	617	0	-30	0	4020	0	0	30437
21									0

A) An amount of Rs.4020 thousands yet to be apportioned between U.P. and Uttaranchal.

Loand and Advances

**No. 22-0515-ACCOUNT of RECEIPTS from OTHER RURAL DEVELOPMENT PROGRAMMES for the  
year ended 31st MARCH, 2002.**

(In thousands of rupees)

	Union Government	U.T. Govt. Pondichery	STATE GOVERNMENTS						Item No.	
			Andhra Pradesh	Arunachal Pradesh	Assam	Bihar	Chhattisgarh	NCT Delhi		Goa
101-Receipts under Panchayati Raj Acts		7589	2973		197	872	1839		70	1
102-Receipt from Community Development Projects							4566			2
105-Receipt under Panchayat Raj Act										3
501-Service and Services Fee			37							4
800-Other Receipts	8474	156	1352914	52	561	126145	14832	202	107	5
900-Deduct-Refunds							-23			6
<b>Total: Receipts from Other Rural Development Programmes</b>	<b>8474</b>	<b>7745</b>	<b>1355924</b>	<b>52</b>	<b>758</b>	<b>127017</b>	<b>21214</b>	<b>202</b>	<b>177</b>	<b>7</b>

**No. 22-0515-ACCOUNT of RECEIPTS from OTHER RURAL DEVELOPMENT PROGRAMMES for the  
year ended 31st MARCH, 2002-Contd.**

(In thousands of rupees)

	Total brought forward	STATE GOVERNMENTS						Item No.	
		Maharashtra	Manipur	Meghalaya	Mizoram	Nagaland	Orissa		
101-Receipts under Panchayati Raj Acts	39991	13492				2		1	
102-Receipt from Community Development Projects	54655				41			2	
105-Receipt under Panchayat Raj Act	0							3	
501-Service and Services Fee	37	5620						4	
800-Other Receipts	1693471	172581		1	46	1059	961	5039	5
900-Deduct-Refunds	-25	-18							6
<b>Total: Receipts from Other Rural Development Programmes</b>	<b>1788129</b>	<b>191675</b>		<b>1</b>	<b>87</b>	<b>1061</b>	<b>961</b>	<b>5039</b>	<b>7</b>



## COMBINED FINANCE AND REVENUE ACCOUNTS OF THE UNION AND STATE GOVERNMENTS IN INDIA FOR THE YEAR 2001-02

## No. 22-0515-ACCOUNT of RECEIPTS from OTHER RURAL DEVELOPMENT PROGRAMMES for the year ended 31st MARCH, 2002-Contd.

Item No.	STATE GOVERNMENTS								Total carried over
	Gujarat	Haryana	Himachal Pradesh	Jammu and Kashmir	Jharkhand	Karnataka	Kerala	Madhya Pradesh	
1	5460	92	557					20342	39991
2			2555	1635			293	45606	54655
3									0
4									37
5	126418	24700	4651		24599	8521	594	545	1693471
6								-2	-25
7	131878	24792	7763	1635	24599	8521	887	66491	1788129

## No. 22-0515-ACCOUNT of RECEIPTS from OTHER RURAL DEVELOPMENT PROGRAMMES for the year ended 31st MARCH, 2002-Concl'd.

Item No.	STATE GOVERNMENTS								Total
	Punjab	Rajasthan	Sikkim	Tamil Nadu	Tripura	Uttar Pradesh	Uttaranchal	West Bengal	
1	506	13405		90		3915	7376	7550	86327
2						62	6		54764
3									0
4									5657
5	2537	78	2052	54679	1348	233171	2286	4520	2173829
6				-162					-205
7	3043	13483	2052	54607	1348	237148	9668	12070	2320372

Economic Services

**No. 22-A-2515-ACCOUNT of EXPENDITURE on OTHER RURAL DEVELOPMENT PROGRAMMES for the  
year ended 31st March, 2002**

	Union Government	U.T. Govt. Pondichery	STATE GOVERNMENTS							Item No.
			Andhra Pradesh	Arunachal Pradesh	Assam	Bihar	Chhattisgarh	NCT Delhi	Goa	
001-Direction and Administration	24013		876587	89820	245638	710580	240458	1088	25844	1
003-Training	224716		20101		3171	1670	2417		138	2
004-Research										3
101-Panchayati Raj	302708	137272	7276074		301123	1100911	1325501	7347	115602	4
102-Community Development	7129	23348	18069	2500	44743	740011	40202	8872	18914	5
103-Dry Land Development Programme										6
190-Assistance to Public Sector and Other Undertakings										7
191-Assistance to Local Bodies, Corporations etc.	4471									8
789-Special Component Plan for Scheduled Castes							6945			9
792-Irrecoverable Loans Written off										10
796-Tribal Area Sub-plan	500						354385			11
798-International Co-operation	6586									12
799-Suspense					100					13
800-Other Expenditure	2676602	3882			849830	166156	143533	6115	10	14
911-Deduct-Recoveries of Overpayment		-9							-174	15
<b>Total: Expenditure on Other Rural Development Programmes</b>	<b>3246725</b>	<b>164493</b>	<b>8190831</b>	<b>92320</b>	<b>1444605</b>	<b>2719328</b>	<b>2113441</b>	<b>23422</b>	<b>160334</b>	<b>16</b>
Charged										17
Voled	3246725	164493	8190831	92320	1444605	2719328	2113441	23422	160334	18

**No. 22-A-2515-ACCOUNT of EXPENDITURE on OTHER RURAL DEVELOPMENT PROGRAMMES for the  
year ended 31st March, 2002-Contd.**

Item No.	STATE GOVERNMENTS								Total carried over
	Gujarat	Haryana	Himachal Pradesh	Jammu and Kashmir	Jharkhand	Karnataka	Kerala	Madhya Pradesh	
1		322688		20215	412000	3589	419275	380230	3772025
2	4928	4067	4108		6121		18224	11597	301258
3									0
4	1466811	374749	294511	2713	10998	38600	111993	3400674	16267587
5	879445		261899	535182	548395	12790	337792	47641	3526932
6									0
7									0
8						3002781	5421278		8428530
9								177918	184863
10									0
11	27842		43039		23663			473422	922851
12									6586
13									100
14	354038	13414		90656	236058	767266	203689	266762	5778011
15							-102		-285
16	2733064	714918	603557	648766	1237235	3825026	6512149	4758244	39188458
17									0
18	2733064	714918	603557	648766	1237235	3825026	6512149	4758244	39188458

**No. 22-A-2515-ACCOUNT of EXPENDITURE on OTHER RURAL DEVELOPMENT PROGRAMMES for the  
year ended 31st March, 2002-Contd.**

	Total brought forward	STATE GOVERNMENTS						Item No.
		Maharashtra	Manipur	Meghalaya	Mizoram	Nagaland	Orissa	
001-Direction and Administration	3772025		6135	95625	69499		96042	1
003-Training	301258	2422				5125	7031	2
004-Research	0							3
101-Panchayati Raj	16267587	306722	32601				865116	4
102-Community Development	3526932	2180824	102995	28317	60615	82584	345540	5
103-Dry Land Development Programme	0				1400			6
190-Assistance to Public Sector and Other Undertakings	0							7
191-Assistance to Local Bodies, Corporations etc.	8428530							8
789-Special Component Plan for Scheduled Castes	184863							9
792-Irrecoverable Loans Written off	0							10
796-Tribal Area Sub-plan	922851	139987					232281	11
798-International Co-operation	6586							12
799-Suspense	100							13
800-Other Expenditure	5778011	1035751		204235	222	19499	4066	14
911-Deduct-Recoveries of Overpayment	-285							15
<b>Total: Expenditure on Other Rural Development Programmes</b>	<b>39188458</b>	<b>3665706</b>	<b>141731</b>	<b>328177</b>	<b>131736</b>	<b>107208</b>	<b>1550076</b>	<b>16</b>
Charged	0						67	17
Voted	39188458	3665706	141731	328177	131736	107208	1550009	18

**No. 22-A-2515-ACCOUNT of EXPENDITURE on OTHER RURAL DEVELOPMENT PROGRAMMES for the  
year ended 31st March, 2002-Conclid.**

Item No.	STATE GOVERNMENTS								Total
	Punjab	Rajasthan	Sikkim	Tamil Nadu	Tripura	Uttar Pradesh	Uttaranchal	West Bengal	
1.	327348	31416		1089974	387992	62329	8077	185343	6131805
2.		9900	4936	32458	4865	92907	20359	2344	483605
3.						13014			13014
4.		3434843	24176	258377	181561	175521	49596	1847429	23443529
5.				4060		2802616	970756	904771	11010010
6.									1400
7.									0
8.									8428530
9.				6090					190953
10.									0
11.		32609		3639		15			1331382
12.									6586
13.	12613								12713
14.	253593	5435	10599	1193699		8914155	316412	4544808	22280485
15.									-285
16.	593554	3514203	39711	2588297	574418	12060557 <sup>(a)</sup>	1365200	7484695	73333727
17.									67
18.	593554	3514203	39711	2588297	574418	12060557	1365200	7484695	73333660

(a) Includes Rs. 164517 Thousands spent out of advances from Contingency Fund upto 31.3.2001 and recouped to the Fund during 2001-2002.

**No. 22-B-4515-ACCOUNT of CAPITAL OUTLAY on OTHER RURAL DEVELOPMENT PROGRAMMES during and to the end of the year 2001-02**

	(In thousands of rupees)	
	Expenditure	
	During the year	To end of the year
<b>UNION GOVERNMENT</b>		
101-Panchayati Raj	19908	136783
102-Community Development	--	5904
103-Rural Development	--	--
800-Other Expenditure	--	81574
901-Deduct-Receipts and Recoveries on Capital Account	--	-473
<b>Total: Union Government</b>	<b>19908</b>	<b>223788</b>
<b>STATE GOVERNMENTS</b>		
<b>ANDHRA PRADESH</b>		
101-Panchayat Raj	4135529	7856524
102-Community Development	--	3072
103-Rural Development	349939	423826
789-Special Component Plan for Scheduled Castes	23722	23722
796-Tribal Area Sub Plan	17675	17675
800-Other Expenditure	--	1660
	(A)	
<b>Total : Government of Andhra Pradesh</b>	<b>4526865</b>	<b>8326479</b>
<b>ARUNACHAL PRADESH</b>		
101-Panchayati Raj	--	9294
103-Rural Development	7836	120907
800-Other Expenditure-Housing	--	38303
<b>Total: Government of Arunachal Pradesh</b>	<b>7836</b>	<b>168504</b>
<b>ASSAM</b>		
103-Rural Development	--	1929
<b>Total: Government of Assam</b>	<b>0</b>	<b>1929</b>
<b>BIHAR</b>		
101-Panchayati Raj	100000	106800
102-Community Development	--	--
103-Rural Development	3241160	15250193
796-Tribal Area Sub-plan-	--	2242050
<b>Total: Government of Bihar</b>	<b>3341160</b>	<b>17599043</b>
<b>CHHATTISGARH</b>		
102-Community Development	--	42
103-Rural Development	18571	40897
789-Special Component Plan for Scheduled Castes	--	--
796-Tribal Area Sub-plan-	66599	81509
800-Other Expenditure-Housing	139284	1058103
<b>Total : Government of Chhattisgarh</b>	<b>224454</b>	<b>1180551</b>
<b>NCT DELHI</b>		
102-Community Development	--	12504
103-Rural Development	135841	2915609
<b>Total: Government of NCT DELHI</b>	<b>135841</b>	<b>2928113</b>
<b>GOA</b>		
103-Rural Development	--	5000
<b>Total : Government of Goa</b>	<b>0</b>	<b>5000</b>
<b>GUJARAT</b>		
103-Rural Development-Building	--	4194
800-Other Expenditure	--	1944
<b>Total: Government of Gujarat</b>	<b>0</b>	<b>6138</b>

(A) Represents 'Grants-in-Aid' to local bodies incorrectly classified under Capital Section.

**No. 22-B-4515-ACCOUNT of CAPITAL OUTLAY on OTHER RURAL DEVELOPMENT PROGRAMMES during and to the end of the year 2001-02-Contd.**

	(In thousands of rupees)	
	Expenditure	
	During the year	To end of the year
<b>HIMACHAL PRADESH</b>		
101-Panchayati Raj		11394
102-Community Development		6058
103-Rural Development		100
<b>Total: Government of Himachal Pradesh</b>	<b>0</b>	<b>17552</b>
<b>JAMMU AND KASHMIR</b>		
102-Community Development		323516
103-Rural Development	191208	191538
800-Other Expenditure	321111	716892
<b>Total: Government of Jammu &amp; Kashmir</b>	<b>512319</b>	<b>1231946</b>
<b>JHARKHAND</b>		
103-Rural Development	1328347	1600763
796-Tribal Area Sub-Plan	1361630	1880710
<b>Total : Government of Jharkhand</b>	<b>2689977</b>	<b>3481473</b>
<b>KARNATAKA</b>		
102-Community Development		98256
103-Rural Development	200	245353
800-Other Expenditure		3070
901-Deduct Receipts & Recoveries on Capital Account		-1483
<b>Total: Government of Karnataka</b>	<b>200</b>	<b>345196</b>
<b>MADHYA PRADESH</b>		
101-Panchayati Raj	208280	211080
102-Community Development		47318
103-Rural Development		324436
789-Special Component Plan for Scheduled Castes	122404	378344
796-Tribal Area Sun-Plan	166794	2001941
800-Other Expenditure	987954	6084273
<b>Total: Government of Madhya Pradesh</b>	<b>1485432</b>	<b>9047392</b>
<b>MAHARASHTRA</b>		
102-Community Development		3582
190-Investment in Public Sector and Other Undertakings		479
800-Other Expenditure		-
<b>Total Government of Maharashtra</b>	<b>0</b>	<b>4061</b>
<b>MANIPUR</b>		
102-Community Development		61
800-Other Expenditure	201035	206709
<b>Total : Government of Manipur</b>	<b>201035</b>	<b>206770</b>
<b>MEGHALAYA</b>		
102-Community Development	2204	68824
<b>Total : Government of Meghalaya</b>	<b>2204</b>	<b>68824</b>
<b>MIZORAM</b>		
001-Direction and Administration		9073
101-Panchayati Raj		1209
102-Community Development	520	172951
103-Rural Development		7390
800-Other Expenditure		71
<b>Total : Government of Mizoram</b>	<b>520</b>	<b>190694</b>

(A) Includes Rs.7139515 thousands yet to be apportioned between M.P. and Chhattisgarh.

No. 22-B-4515-ACCOUNT of CAPITAL OUTLAY on OTHER RURAL DEVELOPMENT PROGRAMMES during and to the end of the year 2001-02-Conclid.		
(In thousands of rupees)		
	Expenditure	
	During the year	To end of the year
<b>NAGALAND</b>		
103-Rural Development	1000	14735
<b>Total : Government of Nagaland</b>	<b>1000</b>	<b>14735</b>
<b>ORISSA</b>		
102-Community Development	-	1413
103-Rural Development	-	5046
800-Other Expenditure	-	13256
<b>Total : Government of Orissa</b>	<b>0</b>	<b>19715</b>
<b>PUNJAB</b>		
103-Rural Development	-	3000
789-Special component plan for Scheduled Caste	30300	30300
800-Other Expenditure	-	-94
<b>Total : Government of Punjab</b>	<b>30300</b>	<b>33206</b>
<b>RAJASTHAN</b>		
101-Panchayati Raj	1643617	8088358
102-Community Development	-	64045
103-Rural Development	-	10948
789-Special Organisation Scheme for Scheduled Caste	77712	269599
796-Tribal Area Sun-Plan	49000	573367
800-Other Expenditure	-	9889
<b>Total: Government of Rajasthan</b>	<b>1770329</b>	<b>9016206</b>
<b>SIKKIM</b>		
101-Panchayati Raj	7490	48157
102-Community Development	2500	7500
<b>Total : Government of Sikkim</b>	<b>9990</b>	<b>55657</b>
<b>TAMIL NADU</b>		
101-Panchayati Raj	-	2919
102-Community Development	371	331755
103-Rural Development	335679	713570
190-Investments in Public Sector and Other Undertakings	-	20855
800-Other Expenditure	-	1539666
<b>Total: Government of Tamil Nadu</b>	<b>336050</b>	<b>2608765</b>
<b>TRIPURA</b>		
001-Direction & Administration	-	146875
101-Panchayati Raj	43760	287793
103-Rural Development	257464	453851
800-Other Expenditure	1935	1935
<b>Total : Government of Tripura</b>	<b>303159</b>	<b>890454</b>
<b>UTTAR PRADESH</b>		
102-Community Development	15506	2279759
103-Rural Development	18900	18900
800-Other Expenditure	2778597	2778597
<b>Total: Government of Uttar Pradesh</b>	<b>2813003</b>	<b>5077256</b>
<b>UTTARANCHAL</b>		
102-Community Development	38481	38481
<b>Total : Government of Uttaranchal</b>	<b>38481</b>	<b>38481</b>
<b>WEST BENGAL</b>		
101-Panchayati Raj	-	9748
102-Community Development	-	102911
103-Rural Development	-	2636
800-Other Expenditure	-	5760
<b>Total: Government of West Bengal</b>	<b>0</b>	<b>121055</b>
<b>Total: Capital Outlay on Other Rural Development Programmes</b>	<b>18450063</b>	<b>62908983</b>

(A) The progressive minus expenditure is due to the commulative effect of recoveries over expenditure.

(B) Excludes Rs. 1716 thousands spent out of advances from the Contingency Fund during 2001-2002 but not recouped to the Fund till the close of the year.

(C) Includes Rs. 2133245 thousands yet to be apportioned between U.P. and Uttaranchal.





**No. 22-C-6515-ACCOUNT of LOANS for OTHER RURAL DEVELOPMENT PROGRAMMES showing the amounts ADVANCED and REPAYED during the year ended 31st March, 2002 and the BALANCES of such Loans at the commencement and at the end of the year 2001-02**

	Union Government	U.T. Govt. Pondicherry	STATE GOVERNMENTS							Item No.
			Andhra Pradesh	Arunachal Pradesh	Assam	Bihar	Chhattisgarh	NCT Delhi	Goa	
(In thousands of rupees)										
<b>101-Panchayat Raj-</b>										
Balance 1st April, 2001	507	10803	64		4641	20165			6939	1
Advanced during the year									557	2
Repaid during the year		865							266	3
Balance 31st March, 2002	507	9938	64	0	4641	20165	0	0	7230	4
<b>102-Community Development-</b>										
Balance 1st April, 2001	-465	4	252			377060	1970	160	197	5
Advanced during the year	100					34263				6
Repaid during the year	86		3			801			2	7
Balance 31st March, 2002	-451	4	249	0	0	410522	1970	160	195	8
<b>103-Rural Works Programmes-</b>										
Balance 1st April, 2001	-1						3844			9
Advanced during the year										10
Repaid during the year										11
Balance 31st March, 2002	(A) -1	0	0	0	0	0	3844	0	0	12
<b>190-Loans to Public Sector and other Undertakings-</b>										
Balance 1st April, 2001										13
Advanced during the year										14
Repaid during the year										15
Balance 31st March, 2002	0	0	0	0	0	0	0	0	0	16
<b>796-Tribal Area Sub-plan-</b>										
Balance 1st April, 2001							16			17
Advanced during the year										18
Repaid during the year										19
Balance 31st March, 2002	0	0	0	0	0	0	16	0	0	20
<b>800-Other Loans-</b>										
Balance 1st April, 2001										21
Advanced during the year								222056		22
Repaid during the year										23
Balance 31st March, 2002	0	0	0	0	0	0	0	222056	0	24
<b>Total :</b>										
Balance 1st April, 2001	41	10807	316	0	4641	397225	5830	160	7136	25
Advanced during the year	100	0	0	0	0	34263	0	222056	557	26
Repaid during the year	86	865	3	0	0	801	0	0	268	27
Balance 31st March, 2002	55	9942	313	0	4641	430687	5830	222216	7425	28
Interest received and credited to revenue			5						5	29

(A) Adverse balances are under investigation.

(B) Includes Rs. 397225 thousands pending allocation between Bihar and Jharkhand.

## COMBINED FINANCE AND REVENUE ACCOUNTS OF THE UNION AND STATE GOVERNMENTS IN INDIA FOR THE YEAR 2001-02

No. 22-C-6515-ACCOUNT of LOANS for OTHER RURAL DEVELOPMENT PROGRAMMES showing the amounts ADVANCED and REPAYED during the year ended 31st March, 2002 and the BALANCES of such Loans at the commencement and at the end of the year 2001-02-Contd.

Item No.	STATE GOVERNMENTS								Total carried over
	Gujarat	Haryana	Himachal Pradesh	Jammu and Kashmir	Jharkhand	Karnataka	Kerala	Madhya Pradesh	
1		29	2566	112		28346	1211		75383
2									557
3			256			32	3138		4557
4	0	29	2310	112	0	28314	-1927	0	71383
5	22609	8132	290	429	3511	17286		5430	436865
6		1800			9405				45568
7	5	1037			56			27	2017
8	22604	8895	290	429	12860	17286	0	5403	480416
9	1244	7				13200		10589	28883
10									0
11						11			11
12	1244	7	0	0	0	13189	0	10589	28872
13									0
14									0
15									0
16	0	0	0	0	0	0	0	0	0
17			1156			8424		46	9642
18			200						200
19									0
20	0	0	1356	0	0	8424	0	46	9842
21							39048		39048
22									222056
23							3125		3125
24	0	0	0	0	0	0	35923	0	257979
25	23853	8168	4012	541	3511	67258	40259	16065	589821
26	0	1800	200	0	9405	0	0	0	268381
27	5	1037	256	0	56	43	6253	27	9710
28	23848	8931	3956	541	12860	67213	33996	16038	848492
29		55	14						79

Loans and Advances

**No. 22-C-6515-ACCOUNT of LOANS for OTHER RURAL DEVELOPMENT PROGRAMMES showing the amounts ADVANCED and REPAYED during the year ended 31st March, 2002 and the BALANCES of such Loans at the commencement and at the end of the year 2001-02-Contd.**

	Total brought forward	STATE GOVERNMENTS					Orissa	Item No.
		Maharashtra	Manipur	Meghalaya	Mizoram	Nagaland		
<b>101-Panchayat Raj-</b>								
Balance 1st April, 2001	75383	21128	—	—	—	—	546	1
Advanced during the year	557	—	—	—	—	—	—	2
Repaid during the year	4557	2081	—	—	—	—	160	3
Balance 31st March, 2002	71383	19047	0	0	0	0	386	4
<b>102-Community Development-</b>								
Balance 1st April, 2001	436865	18015	78	—	—	—	5460	5
Advanced during the year	45568	—	—	—	—	—	—	6
Repaid during the year	2017	15	—	—	—	—	—	7
Balance 31st March, 2002	480416	18000	78	0	0	0	5460	8
<b>103-Rural Works Programmes-</b>								
Balance 1st April, 2001	28883	6877	—	—	—	—	—	9
Advanced during the year	0	—	—	—	—	—	—	10
Repaid during the year	11	468	—	—	—	—	—	11
Balance 31st March, 2002	28872	6409	0	0	0	0	0	12
<b>190-Loans to Public Sector and other Undertakings-</b>								
Balance 1st April, 2001	0	—	—	—	—	—	—	13
Advanced during the year	0	—	—	—	—	—	—	14
Repaid during the year	0	—	—	—	—	—	—	15
Balance 31st March, 2002	0	0	0	0	0	0	0	16
<b>796-Tribal Area Sub-plan-</b>								
Balance 1st April, 2001	9642	—	—	—	—	—	3574	17
Advanced during the year	200	—	—	—	—	—	—	18
Repaid during the year	0	—	—	—	—	—	—	19
Balance 31st March, 2002	9842	0	0	0	0	0	3574	20
<b>800-Other Loans-</b>								
Balance 1st April, 2001	39048	—	—	—	—	—	—	21
Advanced during the year	222056	—	—	—	—	—	—	22
Repaid during the year	3125	—	—	—	—	—	—	23
Balance 31st March, 2002	257979	0	0	0	0	0	0	24
<b>Total :</b>								
Balance 1st April, 2001	589821	46020	78	0	0	0	9580	25
Advanced during the year	268381	0	0	0	0	0	0	26
Repaid during the year	9710	2564	0	0	0	0	160	27
Balance 31st March, 2002	848492	43456	78	0	0	0	9420	28
Interest received and credited to revenue	79	—	—	—	—	—	—	29

## COMBINED FINANCE AND REVENUE ACCOUNTS OF THE UNION AND STATE GOVERNMENTS IN INDIA FOR THE YEAR 2001-02

**No. 22-C-6515-ACCOUNT of LOANS for OTHER RURAL DEVELOPMENT PROGRAMMES showing the amounts ADVANCED and REPAYED during the year ended 31st March, 2002 and the BALANCES of such Loans at the commencement and at the end of the year 2001-02-Concl'd.**

(In thousands of rupees)

Item No.	STATE GOVERNMENTS								Total
	Punjab	Rajasthan	Sikkim	Tamil Nadu	Tripura	Uttar Pradesh	Uttaranchal	West Bengal	
1	19555			-798		1771		28931	146516
2				3492					4049
3	2547								9345
4	17008	0	0	2694	0	1771	0	28931	141220
5	20926	1712		3726	3972	11170		32501	534425
6									45568
7	52	93		2097					4274
8	20874	1619	0	1629	3972	11170	0	32501	575719
9		24712		69788		346		1858	132464
10								57751	57751
11		6							485
12	0	24706	0	69788	0	346	0	59609	189730
13									0
14									0
15									0
16	0	0	0	0	0	0	0	0	0
17									13216
18									200
19									0
20	0	0	0	0	0	0	0	0	13416
21				131815					170863
22				109041					331097
23				1605					4730
24	0	0	0	239251	0	0	0	0	497230
25	40481	26424	0	204531	3972	13287	0	63290	997484
26	0	0	0	112533	0	0	0	57751	438665
27	2599	99	0	3702	0	0	0	0	18834
28	37882	26325	0	313362	3972	13287	0	121041	1417315
29	174								253

(A) An amount of Rs.13287 thousands yet to be apportioned between U.P. and Uttaranchal.

Loans and Advances

## No. 23-0551 - ACCOUNT of RECEIPTS from HILL AREAS for the year ended 31st March, 2002-Concl'd.

(In thousands of rupees)

	STATE GOVERNMENTS										Total
	Bihar	Chhattisgarh	Jharkhand	NCT Delhi	Karnataka	Maharashtra	Tamil Nadu	Uttar Pradesh	Uttaranchal	West Bengal	
<b>01-Western Ghats</b>											
800-Other Receipts					52	26965					27017
<b>60-Other Hill Areas</b>											
101-Receipts from Crop Husbandry							5492				5492
124-Agriculture Works											0
139-Receipts from Small Irrigation											0
800-Other Receipts						26794	1255	585	2053	7957	38644
<b>Total : Receipts from Hill Areas</b>	<b>0</b>	<b>0</b>	<b>0</b>	<b>0</b>	<b>52</b>	<b>53759</b>	<b>6747</b>	<b>585</b>	<b>2053</b>	<b>7957</b>	<b>71153</b>

(251)

Economic Services



## No. 23-A-2561 - ACCOUNT of EXPENDITURE on HILL AREAS for the year ended 31st March, 2002

(In thousands of rupees)

	Union Government	U.T. Govt. Pondicherry	STATE GOVERNMENTS							Item No.
			Andhra Pradesh	Arunachal Pradesh	Assam	Bihar	Chhattisgarh	NCT Delhi	Goa	
<b>01- Western Ghats-</b>										
001-Direction & Administration										1
101-Crop Husbandry										2
102-Soil and Water Conservation										3
103-Minor Irrigation										4
104-Fisheries										5
105-Animal Husbandry										6
106-Forestry and Wildlife										7
107-Sericulture Industries										8
108-Village & Small Industries										9
110-Medical and Public Health										10
125-Other Scientific Research										11
136-Sewerage & Water supply										12
191-Assistance to Local Bodies Corporations, etc										13
796-Tribal Area Sub Plan										14
800-Other Expenditure									17818	15
911-Deduct Recoveries of Overpayment									-8	16
<b>Total : 01</b>	<b>0</b>	<b>0</b>	<b>0</b>	<b>0</b>	<b>0</b>	<b>0</b>	<b>0</b>	<b>0</b>	<b>17810</b>	<b>17</b>
<b>60-Other Hill Areas -</b>										
001-Direction and Administration				214						18
101-Crop Husbandry										19
102-Soil and Water Conservation										20
103-Secondary Education										21
104-University and Higher Education										22
105-Animal Husbandry										23
106-Forestry and Wildlife										24
107-Water Supplies & Sanitation										25
108-Village & Small Industries										26
109-Art & Culture										27
110-Medical										28
111-Regulation & Development of Mines										29
116-Water Supply										30
117-Severages Sanitation										31
121-Urban Housing										32
125-Information and Publicity										33
126-Welfare of Scheduled Castes										34
127-Welfare of Scheduled Tribes										35
<b>Total : 60</b>										
<b>carried over to pages 256-257</b>	<b>0</b>	<b>0</b>	<b>0</b>	<b>214</b>	<b>0</b>	<b>0</b>	<b>0</b>	<b>0</b>	<b>0</b>	<b>36</b>
<b>Total : 01</b>										
<b>carried over to pages 256-257</b>	<b>0</b>	<b>0</b>	<b>0</b>	<b>0</b>	<b>0</b>	<b>0</b>	<b>0</b>	<b>0</b>	<b>17810</b>	<b>37</b>



No. 23-A-2561 - ACCOUNT of EXPENDITURE on HILL AREAS for the year ended 31st March, 2002 - Contd.

(In thousands of rupees)

Item No.	STATE GOVERNMENTS								Total carried over
	Gujarat	Haryana	Himachal Pradesh	Jammu and Kashmir	Jharkhand	Karnataka	Kerala	Madhya Pradesh	
1						1786			1786
2							57311		57311
3							23963		23963
4							31372		31372
5									0
6									0
7									0
8									0
9									0
10									0
11									0
12									0
13						149492			149492
14									0
15							9743		27561
16							-31		-39
17	0	0	0	0	0	161278	122368	0	291446
18									214
19									0
20									0
21									0
22									0
23									0
24									0
25									0
26									0
27									0
28									0
29									0
30									0
31									0
32									0
33									0
34									0
35									0
36	0	0	0	0	0	0	0	0	214
37	0	0	0	0	0	151278	122368	0	291446

Economic Services



## COMBINED FINANCE AND REVENUE ACCOUNTS OF THE UNION AND STATE GOVERNMENTS IN INDIA FOR THE YEAR 2001-02

## No. 23-A-2561 - ACCOUNT of EXPENDITURE on HILL AREAS for the year ended 31st March, 2002 - Contd.

(In thousands of rupees)

Item No.	STATE GOVERNMENTS								Total
	Punjab	Rajasthan	Sikkim	Tamil Nadu	Tripura	Uttaranchal	Uttar Pradesh	West Bengal	
1									3637
2				14779					146342
3				34289					189691
4				2451					33823
5									0
6				2966					2966
7				3971					3971
8									2878
9				2982					2982
10				2501					2501
11				2000					2000
12									0
13									149492
14									0
15				4206					47105
16									-286
17	0	0	0	70146	0	0	0	0	687102
18				2260					2474
19				64195				268160	332355
20				797					797
21									0
22									0
23				5635					5635
24				3389					3389
25									0
26				800					800
27									0
28				8750					8750
29				1661					1661
30									0
31									0
32									0
33				1000					1000
34									0
35									0
36	0	0	0	88487	0	0	0	268180	356861
37	0	0	0	70146	0	0	0	0	687102

Economic Services

## No. 23-A-2561 - ACCOUNT of EXPENDITURE on HILL AREAS for the year ended 31st March, 2002 - Contd.

(In thousands of rupees)

	Union Government	U.T. Govt. Pondicherry	STATE GOVERNMENTS							Item No.	
			Andhra Pradesh	Arunachal Pradesh	Assam	Bihar	Chhattisgarh	NCT Delhi	Goa		
<b>Total : 01 brought forward from pages 262-263</b>	0	0	0	0	0	0	0	0	0	17810	1
<b>Total : 60 brought forward from pages 262-263</b>	0	0	0	214	0	0	0	0	0	0	2
<b>60 - Other Hill Areas</b>											
128-Welfare of Other Backward Classes											3
130-Labour											4
131-Labour Employment											5
132-Training											6
134-Social Welfare											7
135-Energy Conservation Scheme											8
138-Science, Technology and Environment											9
140-Agriculture											10
141-Soil and Water Conservation											11
142-Animal Husbandry											12
143-Dairy Development											13
144-Fisheries											14
145-Fisheries											15
151-Co-operation											16
152-Integrated Rural Development Programme											17
153-Land Reforms											18
154-Other Rural Development											19
161-Thermal Power Generation											20
163-Non-Conventional Source of Energy											21
164-Village and Small Industries											22
167-Regulation & Development of Mines											23
170-Road & Transport											24
172-Ecology and Environment											25
173-Secretariat Economic Services											26
175-Tourism											27
176-General Civil Supplies											28
177-Other General Economic Services											29
178-Institutional Finance											30
179-Civil Aviation											31
180-Revenue											32
191-Assistance to Darjeeling Hill Council											33
789-Special component Plan for SCs											34
796-Tribal Area Sub-Plan											35
800-Other Expenditure											36
<b>Total : 60</b>	0	0	0	214	0	0	0	0	0	0	37
<b>Total : Expenditure on Hill Areas Charged</b>	0	0	0	214	0	0	0	0	0	17810	38
<b>Voted</b>	0	0	0	214	0	0	0	0	0	17810	40

No. 23-A-2551 - ACCOUNT of EXPENDITURE on HILL AREAS for the year ended 31st March, 2002 - Contd.

(In thousands of rupees)

Item No.	STATE GOVERNMENTS								Total carried over
	Gujarat	Haryana	Himachal Pradesh	Jammu and Kashmir	Jharkhand	Karnataka	Kerala	Madhya Pradesh	
1	0	0	0	0	0	151278	122358	0	291446
2	0	0	0	0	0	0	0	0	214
3									0
4									0
5									0
6									0
7									0
8									0
9									0
10									0
11									0
12									0
13									0
14									0
15									0
16									0
17									0
18									0
19									0
20									0
21									0
22									0
23									0
24									0
25									0
26									0
27									0
28									0
29									0
30									0
31									0
32									0
33									0
34									0
35									0
36									0
37	0	0	0	0	0	0	0	0	214
38	0	0	0	0	0	151278	122358	0	291660
39									
40	0	0	0	0	0	151278	122358	0	291660

Economic Services

## No. 23-A-2651 - ACCOUNT of EXPENDITURE on HILL-AREAS for the year ended 31st March, 2002 - Contd.

	Total brought forward	STATE GOVERNMENTS						Item No.
		Maharashtra	Manipur	Meghalaya	Mizoram	Nagaland	Orissa	
<b>Total : 01</b>								
<b>brought forward from pages 254-255</b>	<b>291446</b>	<b>225511</b>	<b>0</b>	<b>0</b>	<b>0</b>	<b>0</b>	<b>0</b>	<b>1</b>
<b>Total : 60</b>								
<b>brought forward from pages 254-255</b>	<b>214</b>	<b>0</b>	<b>0</b>	<b>0</b>	<b>0</b>	<b>0</b>	<b>0</b>	<b>2</b>
<b>60 - Other Hill Areas</b>								
128-Welfare of Other Backward Classes	0							3
130-Labour	0							4
131-Labour Employment	0							6
132-Training	0							6
134-Social Welfare	0							7
135-Energy Conservation Scheme	0							8
138-Science, Technology and Environment	0							9
140-Agriculture	0							10
141-Soil and Water Conservation	0							11
142-Animal Husbandry	0							12
143-Dairy Development	0							13
144-Fisheries	0							14
145-Forestry & Wild Life	0							15
151-Co-operation	0							16
152-Integrated Rural Development Programme	0							17
153-Land Reforms	0							18
154-Other Rural Development	0							19
161-Thermal Power Generation	0							20
163-Non-Conventional Source of Energy	0							21
164-Village and Small Industries	0							22
167-Regulation & Development of Mines	0							23
170-Road & Transport	0							24
172-Ecology and Environment	0							25
173-Secretariat Economic Services	0							26
175-Tourism	0							27
176-General Civil Supplies	0							28
177-Other General Economic Services	0							29
178-Institutional Finance	0							30
179-Civil Aviation	0							31
180-Revenue	0							32
191-Assistance to Darjeeling Hill Council	0							33
789-Special component Plan for SCs	0							34
796-Tribal Area Sub-Plan	0	30848						35
800-Other Expenditure	0	88244						36
<b>Total : 60</b>	<b>214</b>	<b>119092</b>	<b>0</b>	<b>0</b>	<b>0</b>	<b>0</b>	<b>0</b>	<b>37</b>
<b>Total : Expenditure on Hill Areas</b>	<b>291660</b>	<b>344603</b>	<b>0</b>	<b>0</b>	<b>0</b>	<b>0</b>	<b>0</b>	<b>38</b>
Charged								39
Voted	291660	344603	0	0	0	0	0	40

No. 23-A-2651 - ACCOUNT of EXPENDITURE on HILL AREAS for the year ended 31st March, 2002 - Concl'd.

(In thousands of rupees)

Item No.	STATE GOVERNMENTS									Total
	Punjab	Rajasthan	Sikkim	Tamil Nadu	Tripura	Uttaranchal	Uttar Pradesh	West Bengal		
1	0	0	0	70145	0	0	0	0	0	587102
2	0	0	0	88487	0	0	0	0	268160	356861
3										0
4										0
5										0
6										0
7										0
8				200						200
9										0
10										0
11										0
12										0
13										0
14										0
15										0
16										0
17										0
18										0
19										0
20										0
21										0
22										0
23										0
24										0
25										0
26										0
27										0
28										0
29										0
30										0
31										0
32										0
33									1520374	1520374
34									2400	2400
35										30848
36									660	88904
37	0	0	0	88687	0	0	0	0	1791694	1999687
38	0	0	0	158832	0	0	0	0	1791694	2586689
39										
40	0	0	0	158832	0	0	0	0	1791594	2586689

Economic Services

## No. 23-B-4551 - ACCOUNT OF CAPITAL OUTLAY ON HILL AREAS during and to the end of the year 2001-02

	(In thousands of rupees)	
	Expenditure	
	During the year	To end of the year
<b>STATE GOVERNMENTS</b>		
<b>ASSAM</b>		
<b>60- Other Hill Areas-</b>		
800-Other Expenditure		2451
<b>Total : Government of Assam</b>	<b>0</b>	<b>2451</b>
<b>GOA</b>		
<b>01-Western Ghats -</b>		
800-Other Expenditure	10108	10108
<b>Total : Government of Goa</b>	<b>10108</b>	<b>10108</b>
<b>TAMIL NADU</b>		
<b>01-Western Ghats-</b>		
101-Crop Husbandry	1350	4220
102-Soil Conservation	10389	38590
104-Fisheries		7656
106-Forestry	29436	337672
108-Village & Small Industries		52
195-Investment in other Co-operative Societies		290
201-Soil and Water Conservation		2557
<b>Total:01</b>	<b>41175</b>	<b>391037</b>
<b>60-Other Hill Areas-</b>		
<b>101-Crop Husbandry</b>	<b>1029</b>	<b>1029</b>
104-Fisheries		6015
105-Animal Husbandry		30098
106-Forestry and Wild life	32319	378986
107-Water supply and sanitation		35175
108-Village and Small Industries		38
110-Medical & Public Health		250
112-Nutrition		3255
114-Community Development	12758	68198
118-Housing		16867
131-Roads & Bridges		154647
139-Development in Local Bodies	25301	85528
140-Hospitals and Dispensaries		1092
195-Investment in Co-operatives	2000	5550
337-Road Works		63520
403-Buildings		2144
800-Other Expenditure	702	34412
<b>Total:60</b>	<b>74109</b>	<b>886804</b>
<b>Total : Government of Tamil Nadu</b>	<b>115284</b>	<b>1277841</b>



## No. 23-B-4551 - ACCOUNT of CAPITAL OUTLAY ON HILL AREAS during and to the end of the year 2001-02-Contd.

(In thousands of rupees)

	Expenditure	
	During the year	To end of the year
<b>UTTAR PRADESH</b>		
<b>60-Other Hill Areas -</b>		
# Land Revenue		10001
Public Works		15205606
General Education		354094
Technical Education		282262
Art and Culture		6028
Agricultural Works		30457
Road Transport		147609
Public Health		151812
Roads and Bridges		729463
Social Security and Welfare		125151
Sanitation and Water Supply		1208
Sports and Youth Welfare		89571
Welfare of SCs, BCs and STs		71369
Co-operation		75971
Hill Development		11722
Crop Husbandry		104324
Command Area Development		134792
Soil and Water Conservation		16103
Food storage and Housing		169
Animal Husbandry		187607
Dairy Development		10342
Fisheries		27117
Community Development		52647
Village and Small Industries		102523
Forestry and Wild Life		27475
Industries		444079
Sansthaगत Finance		28481
Powers		2509
Major and Medium Irrigation		2648043
Minor Irrigation		358001
Civil Aviation		19425
Tourism		1090021
Other Communication Services		208226
General Public Construction		148582
Civil Supply		26304
Labour and Employment		8214

# Minor heads are not available in Finance Account.

## COMBINED FINANCE AND REVENUE ACCOUNTS OF THE UNION AND STATE GOVERNMENTS IN INDIA FOR THE YEAR 2001-02

## No. 23-B-4551 - ACCOUNT of CAPITAL OUTLAY ON HILL AREAS during and to the end of the year 2001-02-Concl'd.

(In thousands of rupees)

	Expenditure	
	During the year	To end of the year
<b>UTTAR PRADESH</b>		
Sectt. and Economic Services		192672
Training		9185
Rural Development Programme		706636
Formation of Uttaranchal State		27022
901-Deduct-Receipt and Recoveries on Capital Account	-1286	-574800
<b>Total : Government of Uttar Pradesh</b>	<b>-1286</b>	<b>23295607</b> <sup>**</sup>
<b>UTTARANCHAL</b>		
<b>60-Other Hill Areas-</b>		
# Public Works		691815
General Education		15269
Technical Education		3000
Road Transport		16571
Public Health		17894
Road and Bridges		202858
Social Security & Welfare		4598
Village & Small Industries		10000
Major & Medium Irrigation		87082
Tourism		46585
Training		28027
Other Rural Development Programme		10000
<b>Total : Government of Uttaranchal</b>	<b>0</b>	<b>1133699</b>
<b>WEST BENGAL</b>		
<b>60-Other Hill Areas-</b>		
190-Investments in Public Sector and Other Undertakings	10000	75727
<b>Total : Government of West Bengal</b>	<b>10000</b>	<b>75727</b>
<b>Total : Capital Outlay on Hill Areas</b>	<b>134106</b>	<b>25795433</b>

# Minor heads are not available in Finance Account.

\*\* The Rs. 23296893 thousands retained in U.P. pending allocation.

**No. 23-C-5551- ACCOUNT of LOANS for HILL AREAS showing the amounts ADVANCED and REPAYED during the year ended 31st March, 2002 and the BALANCES of such Loans at the commencement and at the end of the year 2001-02 conclud.**

	(In thousands of rupees)				
	Balance 1st April, 2001	Amount advanced during the year	Repaid during the year	Balance as on 31st March 2002	Interest received and credited to revenue
<b>KARNATAKA</b>					
01-Western Ghats	1293			1293	--
<b>Total : Government of Karnataka</b>	<b>1293</b>	<b>0</b>	<b>0</b>	<b>1293</b>	<b>0</b>
<b>MEGHALAYA</b>					
60-Other Hill Areas					
201-Loans to Autonomous Districts and Regional Councils	2450			2450	--
<b>Total : Government of Government of Meghalaya</b>	<b>2450</b>	<b>0</b>	<b>0</b>	<b>2450</b>	<b>0</b>
<b>TAMIL NADU</b>					
01-Western Ghats					
101-Hill Area Development Programme	-10			-10	--
102-Loans for soil & water conservation	286671		361	286310	--
127-Loans for co-operatives	2842		41	2801	--
133-Loans for Tourism	741		112	629	--
60-Other Hill Areas					
102-Loans for soil & water conservation	76002			76002	--
105-Loans for Animal Husbandry	5026			5026	--
107-Loans for Water supply & Sanitation	-1			-1	--
108-Loans for Village & Small Industries	322			322	--
126-Loans for Tea plantation				0	--
133-Loans for Tourism	1275			1275	--
191-Loans for Local bodies and municipalities/municipal corp.	85692			85692	--
<b>Total : Government of Tamil Nadu</b>	<b>458560</b>	<b>0</b>	<b>514</b>	<b>458046</b>	<b>0</b>
<b>UTTAR PRADESH</b>					
60-Other Hill Areas					
800-Other Loans	4941506			(A) 4941506	--
<b>Total : Government of Uttar Pradesh</b>	<b>4941506</b>	<b>0</b>	<b>0</b>	<b>4941506</b>	
<b>UTTARANCHAL</b>					
6551- Loans for Hills Areas					
60-Other Hill Areas					
60-Other Loans	98828		781	98047	--
<b>Total : Government of Uttranchal</b>	<b>98828</b>	<b>0</b>	<b>781</b>	<b>98047</b>	<b>0</b>
<b>WEST BENGAL</b>					
60-Other Hill Areas					
101-Development of Hill Areas	231698	29000		260698	--
<b>Total : Government of West Bengal</b>	<b>231698</b>	<b>29000</b>	<b>0</b>	<b>260698</b>	<b>0</b>
<b>Total : State Governments</b>	<b>5734335</b>	<b>29000</b>	<b>1295</b>	<b>5762040</b>	<b>0</b>

(A) Includes Rs. 4941562 thousands yet to be allocated between U.P. and Uttaranchal.


## No.24-0552-ACCOUNT of RECEIPTS from NORTH EASTERN AREAS for the year ended 31st March, 2002-Concl'd.

(In thousands of rupees)

	Union Government	STATE GOVERNMENTS									Total
		Arunachal Pradesh	Assam	NCT Delhi	Manipur	Meghalaya	Mizoram	Nagaland	Tripura	Uttaranchal	
102-Other Items											0
800-Other Receipts			61311					62	106990		168363
<b>Total: Receipts from North Eastern Areas</b>	<b>0</b>	<b>0</b>	<b>61311</b>	<b>0</b>	<b>0</b>	<b>0</b>	<b>0</b>	<b>62</b>	<b>106990</b>	<b>0</b>	<b>168363</b>

(265)

Economic Services



## No. 24-A-2552 - ACCOUNT of EXPENDITURE on NORTH EASTERN AREAS for the year ended 31st March, 2002

	Union Government	STATE GOVERNMENTS							Total
		Arunachal Pradesh	Assam	Manipur	Meghalaya	Mizoram	Nagaland	Tripura	
002-Agricultural Development									0
003-Para Medical Training									0
004-Animal Husbandry						17	6120		6137
005-Fishries				1054			972	26	2052
006-Industry and Minerals						1826			1826
007-Sports and Youth Affairs						4191			4191
008-N.E.C.									0
010-Environmental Forest						2570			2570
011-Sports, Youth Services and Games									0
101-Fisheries Inland									0
102-Soil Conservation							3856		3856
103-Seeds							1230		1230
104-Sports and Games									0
107-Semi culture Industries									0
108-Commercial Crops							500		500
109-Extention and Training				191	14306		300		14797
110-Hospital & Dispensary									0
119-Horticulture Crops							1000		1000
201-Agriculture and allied programme			185						185
202-Technical Education	142588								14588
203-Industries and Minerals			8688						8688
204-Transport & Communication			8						8
206-Social & Communication Services			4822						4822
210-General (Medical and Public Health)	319108								319108
277-Education								2615	2615
800-Other Expenditure	908964	1500		923					911387
801-General (Power)	24393								24393
(A) Forestry									0
Tea									0
Other Agricultural Programmes									0
Man Power Development									0
Forestry and Wild Life								1276	1276
Roads and Bridges									0
<b>Total carried over</b>	<b>1395053</b>	<b>1500</b>	<b>13703</b>	<b>2168</b>	<b>14306</b>	<b>8604</b>	<b>13978</b>	<b>3917</b>	<b>1453229</b>
Charged									0
Voted	1395053	1500	13703	2168	14306	8604	13978	3917	1453229

(A) Minor head codes not available in the concerned Finance Account.

## No. 24-A-2552 - ACCOUNT of EXPENDITURE on NORTH EASTERN AREAS for the year ended 31st March, 2002 Concl'd.

	Union Government	STATE GOVERNMENTS							Total
		Arunachal Pradesh	Assam	Manipur	Meghalaya	Mizoram	Nagaland	Tripura	
<b>Total brought forward</b>	<b>1395053</b>	<b>1500</b>	<b>13703</b>	<b>2168</b>	<b>14306</b>	<b>8604</b>	<b>13978</b>	<b>3917</b>	<b>1453229</b>
(A)									
Flood Control									0
Hydal Generation									0
Health & F.W. Deptt.								18	18
Transport and Communication									0
Agriculture and Allied Activities								66	66
Rural Development									0
Social and Community Services									0
Piggery Development									0
Other Livestock Development									0
Village and Small Industries									0
Jiri-Medium Irrigation Projects									0
Tree Improvement Programmes									0
Regional Cross-breed Cattle breeding								1608	1608
Regional Broiler Chick Production								288	288
Water and Power Development								500	500
Upgrading of I.T.I. Survey Investigation									0
Operation Black Board									0
Plan Scheme-Road of Economic Improvement									0
Extension and Training									0
Soil Water Conservation									0
Crop Husbandry								2856	2856
Hospital & Dispensaries									0
Veterinary Services and Animal Health									0
<b>Total : Expenditure on North Eastern Areas</b>	<b>1395053</b>	<b>1500</b>	<b>13703</b>	<b>2168</b>	<b>14306</b>	<b>8604</b>	<b>19230</b>	<b>4001</b>	<b>1458565</b>
Charged									0
Voted	1395053	1500	13703	2168	14306	8604	19230	4001	1458565

(A) Minor heads not available in the concerned Finance Account.

## No. 24-B-4552 - ACCOUNT OF CAPITAL OUTLAY on NORTH EASTERN AREAS during and to the end of the year 2001-02

(In thousands of rupees)

	Expenditure	
	During the year	To end of the year
<b>UNION GOVERNMENT</b>		
054-Roads and Bridges	530000	10615995
055-Police	200	70844
056-Inland Water Transport	-	31300
102-Civil Supplies	1384	3488
201-Power	62500	8591142
202-Civil Aviation	300000	1063245
210-Medical & Public Health	-	321012
435-Other Agriculture Programmes	-	29103
800-Other Expenditure	2578073	2735429
851-Village and Small Industries	-	10000
852-Industries	-	89602
<b>Total : Union Government</b>	<b>3472157</b>	<b>23561160</b>
<b>STATE GOVERNMENTS</b>		
<b>ASSAM</b>		
001-Director and Administration	-	5076
052-Machinery and Equipment Public Works	-	407064
101-Veterinary Services and Animal Health	-	616
120-Fisheries	-	31
190-Investment in Public Sector & Other Undertaking	-	11139
201-Agriculture and Allied Programme	-	12409
202-Water Power Development	-	99439
203-Industries and Minerals	-	2232
204-Transports Communication Road & Bridges	227753	2486866
205-Man Power Development Fellow Ship and Academic Programme	-	125
206-Other Social and Community Services	81392	332165
800-Other Expenditure	653347	684555
<b>Total : Government of Assam</b>	<b>962492</b>	<b>4041717</b>



## COMBINED FINANCE AND REVENUE ACCOUNTS OF THE UNION AND STATE GOVERNMENTS IN INDIA FOR THE YEAR 2001-02

## No. 24-B-4552 - ACCOUNT OF CAPITAL OUTLAY on NORTH EASTERN AREAS during and to the end of the year 2001-02

(In thousands of rupees)

	Expenditure	
	During the year	To end of the year
<b>ARUNACHAL PRADESH</b>		
009-Road and Bridges		174746
800-Other Expenditure	232678	1025188
<b>Total : Government of Arunachal Pradesh</b>	<b>232678</b>	<b>1199934</b>
<b>MANIPUR</b>		
<b>01- Hydel Generation-</b>		
005-Investigation	36835	61720
337-Road Works		8068
<b>02-Major Irrigation-</b>		
800-Other Expenditure	150	1069
<b>03-State Highways-</b>		
337-Road Works		640482
<b>04-Medium Irrigation Project-</b>		
051-Construction		6188
836-Jiri Medium Irrigation Project		95
Animal Husbandry		--
102-Cattle and Buffalo Development		17
105-Piggery Development		3797
106-other livestock Development		12137
Medical		5323
Agriculture		2611
Industries		401
800-other Expenditure		4170
<b>Total : Government of Manipur</b>	<b>36985</b>	<b>746078</b>
<b>MEGHALAYA</b>		
<b>06-Health-</b>		
110-Hospitals and Dispensaries		3000
Education		--
Construction of N.E.C.Hostel Building at Shillong		--
Public Health		--
Agriculture		--
Animal Husbandry		--
Industries		--
Power Development Survey and Investigation		--
Roads and Bridges-		--
Other Expenditure		--
<b>80-General-</b>		
001-Direction and Administration Education	91480	1413699
Other Schemes each costing Rs.25 lakhs and less		--
<b>Total : Government of Meghalaya</b>	<b>91480</b>	<b>1416699</b>

## No. 24-B-4552 - ACCOUNT OF CAPITAL OUTLAY on NORTH EASTERN AREAS during and to the end of the year 2001-02

(In thousands of rupees)

	Expenditure	
	During the year	To end of the year
<b>MIZORAM</b>		
008-Power Development	--	67516
009-Road and Bridges	119142	1132332
101-Veterinary Service Animal Health	--	821
337-Road Works-State Highways	--	14347
800-Other Expenditure	--	23149
<b>Total : Government of Mizoram</b>	<b>119142</b>	<b>1238165</b>
<b>NAGALAND</b>		
01-Hydel Generation- 800-Other Expenditure	--	95876
02-Crop Husbandry- 800-Other Expenditure	--	--
03-Animal Husbandry- 800-Other Expenditure	--	2635
04-District and Other Roads- 800-Other Expenditure	94884	650181
05-Transport- 800-Other Expenditure	37500	57900
60-General- 277-Education 800-Other expenditure	--	4566 351123
<b>Total : Government of Nagaland</b>	<b>132384</b>	<b>1162281</b>
<b>TRIPURA</b>		
001-Directions and Administration	--	1040004
106-Other live Stock Dev	1085	1085
800-Other Expenditure	--	--
01-Forestry-	--	--
101-Contribution to Central Resource Pool	57426	57426
105-Forest Produce	8400	8400
04-District and other Roads-	--	--
800-Other Expenditure	476136	1547972
05-Medical Education, Training & Research- 200-Other System	8473	10715
220-Regional Pharmacy Institute	--	193
221-Diabetics Research Institute	--	1003
<b>Total : Government of Tripura</b>	<b>551520</b>	<b>2666798</b>
<b>Total : Capital Outlay on North Eastern Areas</b>	<b>5598838</b>	<b>36032832</b>

No. 24-C-6552 - ACCOUNT of LOANS for NORTH EASTERN AREAS showing the amounts ADVANCED and REPAYED during the year ended 31st March, 2002 and the BALANCES of such LOANS at the commencement and at the end of the year 2001-02

(In thousands of rupees)

	Union Government	Assam	Total
<b>201-Power</b>			
Balance 1st April, 2001	7656156		7656156
Advanced during the year	1122000		1122000
Repaid during the year	6810		6810
Balance 31st March, 2002	8771346	0	8771346
<b>202-Civil Aviation</b>			
Balance 1st April, 2001	217900		217900
Advanced during the year			0
Repaid during the year			0
Balance 31st March, 2002	217900	0	217900
<b>Total : LOANS for North Eastern Areas</b>			
Balance 1st April, 2001	7874056	0	7874056
Advanced during the year	1122000	0	1122000
Repaid during the year	6810	0	6810
Balance 31st March, 2002	8989246	0	8989246
Interest received and credited to revenue	40423		40423

**No. 25-0676-ACCOUNT of RECEIPTS from OTHER SPECIAL AREAS PROGRAMMES for the year  
ended 31st March, 2002**

(In thousands of rupees)

	STATE GOVERNMENTS										Item No.	
	Assam	Arunachal Pradesh	Bihar	NCT Delhi	Gujarat	Himachal Pradesh	Jammu & Kashmir	Jharkhand	Kerala	Madhya Pradesh		
<b>01-Dangs District-</b>												
800-Other Receipts			17636		12177							1
900-Deduct-Refunds												2
<b>02-Backward Areas-</b>												
101-Receipts from Area Development Programme												3
800-Other Receipts												4
<b>04-Ladakh Autonomous Hill Development Council-</b>												
800-Other Receipts							A 16895					5
<b>60-Others-</b>												
101-Receipt from Area Development Programme												6
104-Receipts from Area Development												7
253-District Administration							1370					8
255-Police							60					9
258-Stationery Depot							603					10
259-Public Works							18127					11
277-Education							6634					12
280-Medical							991					13
281-Family Welfare												14
285-Information and publicity							24					15
288-Social Security and Welfare							254					16
298-Co-Operation							259					17
304-Other General Economical Society							369					18
305-Agriculture							763					19
309-Food storage and ware housing							786					20
310-Animal Husbandary							2475					21
311-Fisheries							63					22
313-Forestry and Wild life							598					23
314-Community Development							297					24
321-Village and Small Industries							976					25
339-Tourism							100					26
Rent from 'Kargil House'							48					27
375-Weight and Measures							49					28
800-Other Receipts		1				326		5744	27			29
900-Deduct-Refund												30
<b>Total : Receipts from Special Areas Programmes</b>	<b>0</b>	<b>1</b>	<b>17636</b>	<b>0</b>	<b>12177</b>	<b>326</b>	<b>A 61741</b>	<b>5744</b>	<b>27</b>	<b>0</b>	<b>31</b>	

(A) Includes Rs. 14464 thousands (1996-97, Rs. 1982 thousands; 1997-98 Rs. 1893 thousands; 1998-99 Rs. 5379 thousands; 1999-2000 Rs. 2459 thousands and 2000-01 Rs. 2751 thousands) on account of receipts of previously credited wrongly to Major head 8448-Deposits of Local Funds/113-Ladakh Autonomous Hill Development Council Fund. The error has been set right on the authority of Government order No. 21 dated December 12, 2001.

**No. 25-0675-ACCOUNT of RECEIPTS from OTHER SPECIAL AREAS PROGRAMMES for the year  
ended 31st March, 2002 - Concl'd.**

(In thousands of rupees)

Item No.	STATE GOVERNMENTS									Total
	Maharashtra	Meghalaya	Nagaland	Punjab	Rajasthan	Uttar Pradesh	Tamil Nadu	Uttaranchal	West Bengal	
1										29813
2										0
3									2305	2305
4		224								224
5										16895
6							3403			3403
7					7					7
8					779					2149
9										60
10										603
11										18127
12										6634
13										991
14										0
15										24
16										254
17										259
18										369
19										763
20										786
21										2475
22										63
23										598
24										297
25										976
26										100
27										48
28										49
29							314			6412
30										0
31	0	224	0	786	3403	314	0	0	2305	94684

**No. 25-A-2575.- ACCOUNT of EXPENDITURE on OTHER SPECIAL AREA PROGRAMMES for the  
year ended 31st March, 2002**

(In thousands of rupees)

	Union Government	U.T.Govt. Pondicherry	STATE GOVERNMENTS							Item No.
			Andhra Pradesh	Arunachal Pradesh	Assam	Bihar	Chhattisgarh	NCT Delhi	Goa	
<b>01-Dangs District - (A)</b>										
Land Revenue										1
State Excise										2
District Administration										3
Police										4
Public Works										5
Pension and Other Retirement Benefits										6
Miscellaneous General Services										7
General Education										8
Art and Culture										9
Medical										10
Water Supply and Sanitation										11
Welfare of Scheduled Castes, Scheduled Tribes and Other Backward Classes										12
Social Security and Welfare										13
Crop Husbandry										14
Soil and Water Conservation										15
Animal Husbandry										16
Forestry and Wild Life										17
Food Storage and Warehousing										18
Agricultural Research and Education										19
Other Rural Development Programmes										20
Roads and Bridges										21
Minor Irrigation										22
Industries										23
Other Expenditure										24
Special Central Assistance for Tribal Area Sub-Plan										25
Agriculture										26
Forest										27
Medical & Public Health										28
<b>Total : 01</b>	<b>0</b>	<b>0</b>	<b>0</b>	<b>0</b>	<b>0</b>	<b>0</b>	<b>0</b>	<b>0</b>	<b>0</b>	<b>29</b>
<b>02-Backward Area-</b>										
001-Direction and Administration					173524					30
101-Area Development										31
102-Mental Area Development										32
103-Innovative Scheme										33
Development of Border Area										34
Development of Char Area										35

(A) Minor head codes not allotted in the Finance Account.



**No. 25-A-2575 - ACCOUNT of EXPENDITURE on OTHER SPECIAL Area PROGRAMMES for the  
year ended 31st March, 2002 - Contd.**

(In thousands of rupees)

	Total brought forward	STATE GOVERNMENTS					Orissa	Item No.
		Maharashtra	Manipur	Meghalaya	Mizoram	Nagaland		
<b>01-Dangs District - (A)</b>								
Land Revenue	1024							1
State Excise	0							2
District Administration	27323							3
Police	7829							4
Public Works	39797							5
Pension and Other Retirement Benefits	25							6
Miscellaneous General Services	1413							7
General Education	22985							8
Art and Culture	1040							9
Medical and Public Health	10924							10
Water Supply and Sanitation	1977							11
Welfare of Scheduled Castes, Scheduled Tribes and Other Backward Classes	1915							12
Social Security and Welfare	8928							13
Crop Husbandry	0							14
Soil and Water Conservation	1512							15
Animal Husbandry	3578							16
Forestry and Wild Life	0							17
Food Storage and Warehousing	482							18
Agricultural Research and Education	1402							19
Other Rural Development Programmes	1390							20
Roads and Bridges	0							21
Minor Irrigation	3273							22
Industries	61							23
Other Expenditure	1439							24
Special Central Assistance for Tribal Area Sub-Plan	11753							25
Agriculture	4576							26
Forest	86012							27
Medical & Public Health	598							28
<b>Total : 01</b>	<b>241256</b>	<b>0</b>	<b>0</b>	<b>0</b>	<b>0</b>	<b>0</b>	<b>0</b>	<b>29</b>
<b>02-Backward Area-</b>								
001-Direction and Administration	173524							30
101-Area Development	0							31
102-Mental Area Development	0							32
103-Innovative Scheme	0							33
Development of Border Area	0							34
Development of Char Area	0							35

(A) Minor head codes not allotted in the Finance Account.





**No. 25-A-2575 - ACCOUNT of EXPENDITURE on OTHER SPECIAL Area PROGRAMMES for the  
year ended 31st March, 2002 - Contd.**

(In thousands of rupees)

	Union Government	U.T.Govt. Pondichery	STATE GOVERNMENTS							Item No.
			Andhra Pradesh	Arunachal Pradesh	Assam	Bihar	Chhattisgarh	NCT Delhi	Goa	
<b>02-Backward Area</b>										
253-District Administration										1
255-Police										2
258-Stationery Depot										3
259-Public Works										4
277-Education										5
278-Art and Culture										6
280-Medical										7
281-Family Welfare										8
282-Public Health										9
285-Information and Education										10
288-Social Security and Welfare										11
298-Co-operation										12
304-Other General Economic Services										13
305-Agriculture										14
307-Soil and Water Conservation										15
309-Food Storage and Warehousing										16
310-Animal Husbandry										17
312-Fisheries										18
313-Forest and Wild Life										19
314-Community Development										20
321-Village and Small Scale Industries										21
334-Power Projects										22
339-Tourism										23
789-Special Component Plan for SC										24
796-Tribal Area Sub-Plan										25
800-Other Expenditure		74996								26
<b>Total : 02</b>	<b>0</b>	<b>74996</b>	<b>0</b>	<b>0</b>	<b>173524</b>	<b>0</b>	<b>0</b>	<b>0</b>	<b>0</b>	<b>27</b>
<b>03-Tribal Area-</b>										
001-Direction and Administration										28
800-Other Expenditure										29
<b>Total : 03</b>	<b>0</b>	<b>0</b>	<b>0</b>	<b>0</b>	<b>0</b>	<b>0</b>	<b>0</b>	<b>0</b>	<b>0</b>	<b>30</b>
<b>04-Ladakh Autonomous Hill Development Council</b>										
Transfer to Council Fund										31
<b>Total : 04</b>	<b>0</b>	<b>0</b>	<b>0</b>	<b>0</b>	<b>0</b>	<b>0</b>	<b>0</b>	<b>0</b>	<b>0</b>	<b>32</b>
<b>05-Jharkhan Area Autonomous Council</b>										
001-Direction and Administration										33
<b>Total : 05</b>	<b>0</b>	<b>0</b>	<b>0</b>	<b>0</b>	<b>0</b>	<b>0</b>	<b>0</b>	<b>0</b>	<b>0</b>	<b>34</b>
<b>60-Others</b>										
001-Direction and Administration										35
101-Forestry-Forest Conservation Development and Regeneration										36
102-Soil & Water Conservation										37
103-Crop Husbandry										38
105-Animal Husbandry										39
106-Agricultural Research & Education										40
107-Water-shed planning & Implementation Office										41
108-Agriculture Small Scale & Cottage Industries										42
191-Asstt. to local Bodies and Municipalities										43
229-Land Revenue										44
255-Police										45
265-Special Area Programme										46
277-Education										47
280-Medical										48
287-Labour and Employment										49
310-Animal Husbandry										50
789-Special Component Plan for SC										51
796-Tribal Area Sub-Plan										52
797-Transfer to/from REServe Funds and Deposit Account										53
800-Other Expenditure				130000						54
<b>Total-60</b>	<b>0</b>	<b>0</b>	<b>0</b>	<b>130000</b>	<b>0</b>	<b>0</b>	<b>0</b>	<b>0</b>	<b>0</b>	<b>55</b>
<b>80-General</b>										
799-Suspense										56
900-Deduct recoveries										57
<b>Total - 80 - General</b>	<b>0</b>	<b>0</b>	<b>0</b>	<b>0</b>	<b>0</b>	<b>0</b>	<b>0</b>	<b>0</b>	<b>0</b>	<b>58</b>
<b>Total Expenditure on other Special Area Programme</b>	<b>0</b>	<b>74996</b>	<b>0</b>	<b>130000</b>	<b>173524</b>	<b>0</b>	<b>0</b>	<b>0</b>	<b>0</b>	<b>59</b>
Charged										60
Voted	0	74996	0	130000	173524	0	0	0	0	61

## COMBINED FINANCE AND REVENUE ACCOUNTS OF THE UNION AND STATE GOVERNMENTS IN INDIA FOR THE YEAR 2001-02

## No. 25-A-2575 - ACCOUNT OF EXPENDITURE ON OTHER SPECIAL Area PROGRAMMES for the year ended 31st March, 2002 - Contd.

(In thousands of rupees)

Item No.	SATATE GOVERNMENTS								Total carried over
	Gujarat	Haryana	Himachal Pradesh	Jammu and Kashmir	Jharkhand	Karnataka	Kerala	Madhya Pradesh	
1				18526					18526
2				30119					30119
3				1082					1082
4				63352					63352
5				192056					192056
6				375					375
7				69280					69280
8				1095					1095
9				571					571
10				2559					2559
11				9597					9597
12				6910					6910
13				3023					3023
14				19496					19496
15				2700					2700
16				33551					33551
17				59008					59008
18				3017					3017
19				14082					14082
20				17663					17663
21				12087					12087
22				49657					49657
23				4456					4456
24									0
25									0
26									74996
27	0	0	0	614262	0	0	0	0	862782
28									0
29									0
30	0	0	0	0	0	0	0	0	0
31				1526858					1526858
32	0	0	0	1526858	0	0	0	0	1526858
33									0
34	0	0	0	0	0	0	0	0	0
35									0
36									0
37									0
38									0
39									0
40									0
41									0
42									0
43									0
44									0
45									0
46						736199			736199
47									0
48									0
49									0
50									0
51									0
52									0
53									0
54									130000
55	0	0	0	0	0	736199	0	0	866199
56									0
57									0
58	0	0	0	0	0	0	0	0	0
59	241256	0	0	2141120	0	736199	0	0	3497095
60									0
61	241256	0	0	2141120	0	736199	0	0	3497095

**No. 25-A-2575 - ACCOUNT of EXPENDITURE on OTHER SPECIAL Area PROGRAMMES for the  
year ended 31st March, 2002 - Contd.**

	Total brought forward	STATE GOVERNMENTS						Item No.
		Maharashtra	Manipur	Meghalaya	Mizoram	Nagaland	Orissa	
<b>02-Backward Area</b>								
253-District Administration	18526							1
255-Police	30119							2
258-Stationery Depot	1082							3
259-Public Works	63352							4
277-Education	192056							5
278-Art and Culture	375							6
280-Medical	69280							7
281-Family Welfare	1095							8
282-Public Health	571							9
285-Information and Education	2559							10
288-Social Security and Welfare	9597							11
288-Co-operation	6910							12
304-Other General Economic Services	3023							13
305-Agriculture	19496							14
307-Soil and Water Conservation	2700							15
309-Food Storage and Warehousing	33551							16
310-Animal Husbandry	59008							17
312-Fisheries	3017							18
313-Forest and Wild Life	14082							19
314-Community Development	17663							20
321-Village and Small Scale Industries	12087							21
334-Power Projects	49657							22
339-Tourism	4456							23
789-Special Component Plan for SC	0							24
796-Tribal Area Sub-Plan	0							25
800-Other Expenditure	74996							26
<b>Total : 02</b>	<b>862782</b>	<b>0</b>	<b>0</b>	<b>0</b>	<b>0</b>	<b>0</b>	<b>0</b>	<b>27</b>
<b>03-Tribal Area-</b>								
001-Direction and Administration	0							28
800-Other Expenditure	0					91299		29
<b>Total : 03</b>	<b>0</b>	<b>0</b>	<b>0</b>	<b>0</b>	<b>0</b>	<b>91299</b>	<b>0</b>	<b>30</b>
<b>04-Ladakh Autonomous Hill Development Council</b>								
Transfer to Council Fund	1526858							31
<b>Total : 04</b>	<b>1526858</b>	<b>0</b>	<b>0</b>	<b>0</b>	<b>0</b>	<b>0</b>	<b>0</b>	<b>32</b>
<b>05-Jharkhan Area Autonomous Council</b>								
001-Direction and Administration	0							33
<b>Total : 05</b>	<b>0</b>	<b>0</b>	<b>0</b>	<b>0</b>	<b>0</b>	<b>0</b>	<b>0</b>	<b>34</b>
<b>60-Others -</b>								
001-Direction and Administration	0				173613			35
101-Forestry-Forest Conservation Development and Regeneration	0							36
102-Soil & Water Conservation	0							37
103-Crop Husbandry	0							38
105-Animal Husbandry	0							39
106-Agricultural Research & Education	0							40
107-Water-shed planning & Implementation Office	0							41
108-Agriculture Small Scale & Cottage Industries	0							42
191-Asstt. to local Bodies and Municipalities	0							43
229-Land Revenue	0							44
255-Police	0							45
265-Special Area Programme	736199							46
277-Education	0							47
280-Medical	0							48
287-Labour and Employment	0							49
310-Animal Husbandry	0							50
789-Special Component Plan for SC	0							51
796-Tribal Area Sub-Plan	0							52
797-Transfer to/from REserve Funds and Deposit Account	0							53
800-Other Expenditure	130000							54
<b>Total-60</b>	<b>866199</b>	<b>0</b>	<b>0</b>	<b>0</b>	<b>173613</b>	<b>0</b>	<b>0</b>	<b>55</b>
<b>80-General</b>								
799-Suspense	0							56
900-Deduct recoveries	0							57
<b>Total - 80 - General</b>	<b>0</b>	<b>0</b>	<b>0</b>	<b>0</b>	<b>0</b>	<b>0</b>	<b>0</b>	<b>58</b>
<b>Total Expenditure on other Special Area Programme</b>	<b>3497095</b>	<b>0</b>	<b>0</b>	<b>0</b>	<b>173613</b>	<b>91299</b>	<b>0</b>	<b>59</b>
Charged								60
Voted	3497095	0	0	0	173613	91299	0	61

No. 25-A-2575 - ACCOUNT of EXPENDITURE on OTHER SPECIAL Area PROGRAMMES for the year ended 31st March, 2002 - Concl'd.

Item No.	STATE GOVERNMENTS								Total
	Punjab	Rajasthan	Sikkim	Tamil Nadu	Tripura	Uttar Pradesh	Uttaranchal	West Bengal	
1									18526
2									30119
3									1082
4									63352
5									192056
6									375
7									69280
8									1095
9									571
10									2559
11									9537
12									6910
13									3023
14									19496
15									2700
16									33551
17									59008
18									3017
19									14082
20									17663
21									12087
22									49657
23									4456
24								160688	160688
25								0	0
26								76950	151946
27	0	0	0	0	0	0	0	1175906	2038688
28									0
29									91299
30	0	0	0	0	0	0	0	0	91299
31									1526858
32	0	0	0	0	0	0	0	0	1526858
33			6173						6173
34	0	0	6173	0	0	0	0	0	6173
35									173613
36	162484								162484
37									0
38									0
39									0
40									0
41									0
42									0
43									0
44									0
45									0
46									736199
47									0
48									0
49									0
50									0
51								71040	71040
52								20000	20000
53								0	0
54								478381	608381
55	162484	0	0	0	0	0	0	569421	1771717
56								6105	6105
57								-8217	-8217
58	0	0	0	0	0	0	0	-2112	-2112
59	162484	0	6173	0	0	0	0	1743215	5673879
60								2386	2386
61	162484	0	6173	0	0	0	0	1740829	5671493

**No. 25-B-4575 - ACCOUNT OF CAPITAL OUTLAY ON OTHER SPECIAL AREAS PROGRAMMES during and to the end of the year 2001-02**

(In thousands of rupees)

	Expenditure	
	During the year	To end of the year
<b>STATE GOVERNMENTS</b>		
<b>ASSAM</b>		
02-Backward Areas-		
001-Direction and Administration		39
60-Others		
190-Investment in Public Sector and other Undertakings		90
<b>Total : Government of Assam</b>	<b>0</b>	<b>129</b>
<b>GUJARAT</b>		
01-Dangs District-		
259-Public Works		7170
796-Tribal Area Sub-Plan		--
03-Tribal Areas		
796-Tribal Area Sub-Plan		--
190-Investment in Public Sector and other Undertakings	4355	72226
<b>Total : Government of Gujarat</b>	<b>4355</b>	<b>79396</b>
<b>JAMMU AND KASHMIR</b>		
02-Backward Areas-*		
259-Public Works	335591	2581124
282-Public Health Sanitation and Water Works	25616	233221
288-Fair Price Shop	660	86274
298-Co-operation	614	29493
306-Minor Irrigation	19390	139571
309-Food and Nutrition		8308
313-Forest	6737	77766
333-Irrigation and Flood Control Projects	2051	297392
334-Power Project-	19848	1061484
601-Purchase of Mini Bus		23948
602-Flood Control & Ante See Erosion Project		52
603-Upgradation (As per 8th Finance Commission)	12225	22023
800-Other Expenditure		79066
901-Deduct- Receipt and Recoveries on Capital Account		-1070
04-Ladakh Autonomous Hill Development Council-		
113-Ladakh Autonomous Hill Development Council Fund	1435760	1435760
<b>Total : Government of Jammu &amp; Kashmir</b>	<b>1858492</b>	<b>6074412</b>
<b>KERALA</b>		
60-Others-		
800-Other Expenditure		30151
<b>Total : Government of Kerala</b>	<b>0</b>	<b>30151</b>

\* Represents expenditure on Development of Ladakh.

## COMBINED FINANCE AND REVENUE ACCOUNTS OF THE UNION AND STATE GOVERNMENTS IN INDIA FOR THE YEAR 2001-02

## No. 25-B-4575 - ACCOUNT OF CAPITAL OUTLAY ON OTHER SPECIAL AREAS PROGRAMMES during and to the end of the year 2001-02 - Concl'd.


	Expenditure	
	During the year	To end of the year
<b>PUNJAB</b>		
<b>60-Others-</b>		
101-Special Area Programmes	204898	291832
102-Soil Conservation		150965
105-Animal Husbandry		1861
<b>Total : Government of Punjab</b>	<b>204898</b>	<b>444658</b>
<b>RAJASTHAN</b>		
<b>01-Dang District</b>		
101-Development of Dang Area		143093
<b>02-Backward Areas</b>		
102-Development of Meulat Area	20000	93537
<b>60-Others-</b>		
277-Education		433293
287-Labour and Employment		13401
800-Other Expenditure	303200	2103387
<b>Total : Government of Rajasthan</b>	<b>323200</b>	<b>2786711</b>
<b>SIKKIM</b>		
<b>60-Others-</b>		
101-Border area Development	46433	168768
800-Other Expenditure		
<b>Total : Government of Sikkim</b>	<b>46433</b>	<b>168768</b>
<b>TAMIL NADU</b>		
<b>03-Tribal Areas-</b>		
110-Hospitals and Dispensaries		7466
796-Tribal Area Sub-plan		2523
800-Other Expenditure		2177
<b>Total : Government of Tamil Nadu</b>	<b>0</b>	<b>12166</b>
<b>UTTAR PRADESH</b>		
<b>60-Others-</b>		
800-Other Expenditure-	1558374	2387045
<b>Total : Government of Uttar Pradesh</b>	<b>1558374</b>	<b>2387045</b>
<b>WEST BENGAL</b>		
<b>60-Others-</b>		
800-Other Expenditure		1850185
901-Deduct-Receipts and Recoveries on Capital Account	242353	-3612
<b>Total : Government of West Bengal</b>	<b>242353</b>	<b>1846573</b>
<b>Total : Capital Outlay on other Special Areas Programmes</b>	<b>4238105</b>	<b>13830009</b>

**No. 25-C-6575 - ACCOUNT of LOANS for OTHER SPECIAL AREAS PROGRAMMES showing the amounts ADVANCED and REPAYED during the year ended 31st March, 2002 and the BALANCES of such Loans at the commencement and at the end of the year 2001-02.**

	(In thousands of rupees)				
	Balance 1st April, 2001	Amount Advanced during the Year	Repaid during the year	Balance 31st March 2002	Interest received and credited to revenue
<b>GUJARAT</b>					
<b>01-Dangs District-</b>					
800-Other Loans	20	-	-	20	-
<b>Total : Government of Gujarat</b>	<b>20</b>	<b>0</b>	<b>0</b>	<b>20</b>	<b>0</b>
<b>HIMACHAL PRADESH</b>					
<b>60-Others-</b>					
800-Other Loans	-	-	-	0	-
<b>Total : Government of Himachal Pradesh</b>	<b>0</b>	<b>0</b>	<b>0</b>	<b>0</b>	<b>0</b>
<b>JAMMU AND KASHMIR</b>					
<b>02-Backward Areas-</b>					
299-Development of Ladakh	13626	-	-	13626	-
800-Other Loans	688	-	-	688	-
<b>Total : Government of Jammu and Kashmir</b>	<b>14314</b>	<b>0</b>	<b>0</b>	<b>14314</b>	<b>0</b>
<b>KERALA</b>					
<b>60-Others-</b>					
800-Other Loans	2867	-	-	2867	-
<b>Total : Government of Kerala</b>	<b>2867</b>	<b>0</b>	<b>0</b>	<b>2867</b>	<b>0</b>
<b>PUNJAB</b>					
<b>60-Others-</b>					
102-Soil and Water Conservation	4430	-	-	4430	-
<b>Total : Government of Punjab</b>	<b>4430</b>	<b>0</b>	<b>0</b>	<b>4430</b>	<b>0</b>
<b>UTTARANCHAL</b>					
<b>60-Others</b>					
800-Other Loans	-	-	-	-	-
<b>Total Government of Uttaranchal</b>	<b>0</b>	<b>0</b>	<b>0</b>	<b>0</b>	<b>0</b>
<b>UTTAR PRADESH</b>					
<b>60-Others-</b>					
800-Other Loans	36865	-	-	36865	-
<b>Total : Government of Uttar Pradesh</b>	<b>36865</b>	<b>0</b>	<b>0</b>	<b>36865</b>	<b>0</b>
<b>WEST BENGAL</b>					
<b>03-Tribal Areas</b>					
800-Other Loans	328	-	-	328	-
<b>Total : Government of West Bengal</b>	<b>328</b>	<b>0</b>	<b>0</b>	<b>328</b>	<b>0</b>
<b>Total : Loans for Other Special Areas Programmes</b>	<b>58824</b>	<b>0</b>	<b>0</b>	<b>58824</b>	<b>0</b>

(A) An amount of Rs. 36865 thousands is yet to be allocated between U.P. and Uttaranchal.





## No. 26-0701-ACCOUNT of RECEIPTS from MAJOR AND MEDIUM IRRIGATION for the year ended 31st March, 2002

	Union Government	U.T.Govt. Pondicherry	STATE GOVERNMENTS							Item No.
			Andhra Pradesh	Arunachal Pradesh	Assam	Bihar	Chhattisgarh	NCT Delhi	Goa	
(In thousands of rupees)										
<b>01-Major Irrigation-Commercial-</b>										
Total Receipts-All Projects			2095				150434			1
120-Lower Ganga Canal										2
130-Eastern Yamuna Canal										3
800-Other Receipts			98207					365623		4
900-Deduct-Refunds										5
<b>Total: 01</b>	<b>0</b>	<b>0</b>	<b>100302</b>	<b>0</b>	<b>0</b>	<b>150434</b>	<b>365623</b>	<b>0</b>	<b>0</b>	<b>6</b>
<b>02-Major Irrigation-Non-Commercial-</b>										
Total Receipts-All Projects									135536	7
101-Sulabh Project										8
800-Other Receipts			394							9
900-Deduct-Refunds										10
<b>Total: 02</b>	<b>0</b>	<b>0</b>	<b>394</b>	<b>0</b>	<b>0</b>	<b>0</b>	<b>0</b>	<b>0</b>	<b>135536</b>	<b>11</b>
<b>03-Medium Irrigation-Commercial-</b>										
Total Receipts-All Projects							5356			480
146-Irrigation Workshop										13
148-Other Irrigation Schemes										14
800-Other Receipts			32							15
900-Deduct-Refunds										16
<b>Total: 03</b>	<b>0</b>	<b>0</b>	<b>32</b>	<b>0</b>	<b>0</b>	<b>5356</b>	<b>0</b>	<b>0</b>	<b>480</b>	<b>17</b>
<b>04-Medium Irrigation-Non-Commercial-</b>										
Total Receipts-All Projects										18
800-Other Receipts						363				19
900-Deduct-Refunds										20
<b>Total: 04</b>	<b>0</b>	<b>0</b>	<b>0</b>	<b>0</b>	<b>363</b>	<b>0</b>	<b>0</b>	<b>0</b>	<b>0</b>	<b>21</b>
<b>80-General-</b>										
800-Other Receipts	77169	23	1943		1412		16342	25745	945	22
900-Deduct-Refunds										23
<b>Total-80</b>	<b>77169</b>	<b>23</b>	<b>1943</b>	<b>0</b>	<b>1412</b>	<b>0</b>	<b>16342</b>	<b>25745</b>	<b>945</b>	<b>24</b>
<b>Total: Receipts from Major and Medium Irrigation</b>	<b>77169</b>	<b>23</b>	<b>102671</b>	<b>0</b>	<b>1775</b>	<b>155790</b>	<b>381965</b>	<b>25745</b>	<b>136961</b>	<b>25</b>

## No. 26-0701-ACCOUNT OF RECEIPTS from MAJOR AND MEDIUM IRRIGATION for the year ended 31st March, 2002-Contd.

Item No.	STATE GOVERNMENTS								Total carried over
	Gujarat	Haryana	Himachal Pradesh	Jammu and Kashmir	Jharkhand	Karnataka	Kerala	Madhya Pradesh	
1	462870	683075		1760		49878	12846	10612	1373570
2									0
3									0
4		1988			267355				733173
5									0
6	462870	685063	0	1760	267355	49878	12846	10612	2106743
7			110312				3355		249203
8									0
9							12377		12771
10							-47		-47
11	0	0	110312	0	0	0	15685	0	261927
12						768	1098		7702
13									0
14									0
15									32
16									0
17	0	0	0	0	0	768	1098	0	7734
18			282				304		586
19									363
20									0
21	0	0	282	0	0	0	304	0	949
22	857990			4070		155006		260684	1401329
23						-11			-11
24	857990	0	0	4070	0	154995	0	260684	1401318
25	1320860	685063	110594	5830	267355	205641	29933	271296	3778671

## No. 26-0701-ACCOUNT of RECEIPTS from MAJOR AND MEDIUM IRRIGATION for the year ended 31st March, 2002-Contd.

	Total brought forward	STATE GOVERNMENTS						Item No.
		Maharashtra	Manipur	Meghalaya	Mizoram	Nagaland	Orissa	
<b>01-Major Irrigation-Commercial-</b>								
Total Receipts-All Projects	1373570	533785					6432	1
120-Lower Ganga Canal	0							2
130-Eastern Yamuna Canal	0							3
800-Other Receipts	733173							4
900-Deduct-Refunds	0							5
<b>Total: 01</b>	<b>2106743</b>	<b>533785</b>	<b>0</b>	<b>0</b>	<b>0</b>	<b>0</b>	<b>6432</b>	<b>6</b>
<b>02-Major Irrigation-Non-Commercial-</b>								
Total Receipts-All Projects	249203							7
101-Sulabh Project	0							8
800-Other Receipts	12771		3062					9
900-Deduct-Refunds	-47							10
<b>Total: 02</b>	<b>261927</b>	<b>0</b>	<b>3062</b>	<b>0</b>	<b>0</b>	<b>0</b>	<b>0</b>	<b>11</b>
<b>03-Medium Irrigation-Commercial-</b>								
Total Receipts-All Projects	7702	311010					3217	12
146-Irrigation Workshop	0							13
148-Other Irrigation Schemes	0							14
800-Other Receipts	32			2				15
900-Deduct-Refunds	0							16
<b>Total: 03</b>	<b>7734</b>	<b>311010</b>	<b>0</b>	<b>2</b>	<b>0</b>	<b>0</b>	<b>3217</b>	<b>17</b>
<b>04-Medium Irrigation-Non-Commercial-</b>								
Total Receipts-All Projects	586						1497	18
800-Other Receipts	363							19
900-Deduct-Refunds	0							20
<b>Total: 04</b>	<b>949</b>	<b>0</b>	<b>0</b>	<b>0</b>	<b>0</b>	<b>0</b>	<b>1497</b>	<b>21</b>
<b>80-General-</b>								
800-Other Receipts	1401329	15550		9			154196	22
900-Deduct-Refunds	-11							23
<b>Total-80</b>	<b>1401318</b>	<b>15550</b>	<b>0</b>	<b>9</b>	<b>0</b>	<b>0</b>	<b>154196</b>	<b>24</b>
<b>Total: Receipts from Major and Medium Irrigation</b>	<b>3778671</b>	<b>860345</b>	<b>3062</b>	<b>11</b>	<b>0</b>	<b>0</b>	<b>165342</b>	<b>25</b>

No. 26-0701-ACCOUNT of RECEIPTS from MAJOR AND MEDIUM IRRIGATION for the year ended 31st March, 2002-Concl'd.

Item No.	STATE GOVERNMENTS								Total
	Punjab	Rajasthan	Sikkim	Tamil Nadu	Tripura	Uttaranchal	Uttar Pradesh	West Bengal	
1	147842			7971		42730	114885	20418	2247633
2									0
3									0
4		96872							830045
5									0
6	147842	96872	0	7971	0	42730	114885	20418	3077678
7									249203
8									0
9									15833
10									47
11	0	0	0	0	0	0	0	0	264989
12				35863		25122	41879	1877	426670
13									0
14									0
15		9134							9168
16									0
17	0	9134	0	35863	0	25122	41879	1877	435838
18								158	2241
19		72482							72845
20									0
21	0	72482	0	0	0	0	0	158	75086
22	15490	5809		61222	173		1000821	14267	2668866
23				3					8
24	15490	5809	0	61225	173	0	1000821	14267	2668858
25	163332	184297	0	105059	173	67852	1157585	36720	6522449

\* The plus figure is under examination.

## No. 26-A-2701-ACCOUNT of EXPENDITURE on MAJOR AND MEDIUM IRRIGATION for the year ended 31st March, 2002

	(in thousands of rupees)									Item No.
	Union Government	U.T. Govt. Pondicherry	Andhra Pradesh	Arunachal Pradesh	STATE GOVERNMENTS					
					Assam	Bihar	Chhattisgarh	NCT Delhi	Goa	
<b>01-Major Irrigation-Commercial-</b>										
001-Direction and Administration						921266				1
052-Machinery and Equipment										2
101-Upper Ganga Canal										3
Irrigation and Flood Control (A)			10917043				85782			4
190-Assistance to Public Sector and other undertakings										5
799-Suspense							-23145			6
800-Other Expenditure										7
<b>Total: 01</b>	<b>0</b>	<b>0</b>	<b>10917043</b>	<b>0</b>	<b>0</b>	<b>921266</b>	<b>62637</b>	<b>0</b>	<b>0</b>	<b>8</b>
<b>02-Major Irrigation-Non-commercial-</b>										
001-Direction and Administration										9
052-Machinery and Equipment										10
Irrigation and Flood Control (A)										11
799-Suspense										12
800-Other Expenditure										13
<b>Total: 02</b>	<b>0</b>	<b>0</b>	<b>0</b>	<b>0</b>	<b>0</b>	<b>0</b>	<b>0</b>	<b>0</b>	<b>0</b>	<b>14</b>
<b>03-Medium Irrigation-Commercial-</b>										
001-Direction and Administration						513641				15
052-Machinery and Equipment										16
Irrigation and Flood Control (A)			1470826							17
306-Tumonia Project										18
320-Doon Canal										19
341-Other Irrigation Scheme										20
799-Suspense										21
800-Other Expenditure							82127			22
<b>Total: 03</b>	<b>0</b>	<b>0</b>	<b>1470826</b>	<b>0</b>	<b>0</b>	<b>513641</b>	<b>82127</b>	<b>0</b>	<b>0</b>	<b>23</b>
<b>04-Medium Irrigation-Non-commercial-</b>										
001-Direction and Administration		5172			152169	2421			52416	24
052-Machinery and Equipment										25
301- Giri Bata Project										26
302-Balh Valley Project										27
303-Bhabour Sahib Project										28
401-Research										29
402-Designing										30
Irrigation and Flood Control (A)										31
799-Suspense										32
800-Other Expenditure				3600	2851					33
S11-Deduct-Recoveries of overpayments										34
<b>Total: 04</b>	<b>0</b>	<b>5172</b>	<b>0</b>	<b>3600</b>	<b>155020</b>	<b>2421</b>	<b>0</b>	<b>0</b>	<b>52409</b>	<b>35</b>

(A) Minor headwise details may be seen from the Finance Accounts.

## COMBINED FINANCE AND REVENUE ACCOUNTS OF THE UNION AND STATE GOVERNMENTS IN INDIA FOR THE YEAR 2001-02

## No. 26-A-2701-ACCOUNT of EXPENDITURE on MAJOR AND MEDIUM IRRIGATION for the year ended 31st March, 2002-Contd.

Item No.	STATE GOVERNMENTS								Total carried over
	Gujarat	Haryana	Himachal Pradesh	Jammu Kashmir	Jharkhand	Karnataka	Kerala	Madhya Pradesh	
1		866529			32164	73191			1893150
2						8			8
3									0
4	494689	627585		193836			145047	190340	12654322
5		164700						-12341	152359
6		-1535		-168					-24848
7		1768819				325380			2094199
8	494689	3426098	0	193668	32164	398579	145047	177999	16769190
9		13725	43						13768
10									0
11		9690					20033		29723
12		-1834							-1834
13									0
14	0	21581	43	0	0	0	20033	0	41657
15						7328			520969
16									0
17					134570				1605396
18							24866		24866
19									0
20									0
21									0
22	200545					26896		358323	667891
23	200545	0	0	0	134570	34224	24866	358323	2819122
24									212178
25									0
26			11304						11304
27			5145						5145
28			9539						9539
29									0
30									0
31							3984		3984
32									-3
33									6447
34									0
35	0	0	25988	0	0	0	3984	0	248594

## No. 26-A-2701-ACCOUNT of EXPENDITURE on MAJOR AND MEDIUM IRRIGATION for the year ended 31st March, 2002-Contd.

	Total brought forward	STATE GOVERNMENTS						Item No.
		Maharashtra	Manipur	Meghalaya	Mizoram	Nagaland	Orissa	
(In thousands of rupees)								
<b>01-Major Irrigation-Commercial-</b>								
001-Direction and Administration	1893150							1
052-Machinery and Equipment	8							2
101-Upper Ganga Canal	0							3
Irrigation and Flood Control (A)	12654322	109693					382482	4
190-Assistance to Public Sector and other undertakings	152359							5
799-Suspense	-24848							6
800-Other Expenditure	2094199							7
<b>Total: 01</b>	<b>16769190</b>	<b>109693</b>	<b>0</b>	<b>0</b>	<b>0</b>	<b>0</b>	<b>382482</b>	<b>8</b>
<b>02-Major Irrigation-Non-commercial-</b>								
001-Direction and Administration	13768							9
052-Machinery and Equipment	0							10
Irrigation and Flood Control (A)	29723							11
799-Suspense	-1834							12
800-Other Expenditure	0							13
<b>Total: 02</b>	<b>41657</b>	<b>0</b>	<b>0</b>	<b>0</b>	<b>0</b>	<b>0</b>	<b>0</b>	<b>14</b>
<b>03-Medium Irrigation-Commercial-</b>								
001-Direction and Administration	520969							15
052-Machinery and Equipment	0							16
Irrigation and Flood Control (A)	1605396	118226					89350	17
306-Tumonia Project	24866							18
320-Doon Canal	0							19
341-Other Irrigation Scheme	0							20
799-Suspense	0							21
800-Other Expenditure	667891							22
<b>Total: 03</b>	<b>2819122</b>	<b>118226</b>	<b>0</b>	<b>0</b>	<b>0</b>	<b>0</b>	<b>89350</b>	<b>23</b>
<b>04-Medium Irrigation-Non-commercial-</b>								
001-Direction and Administration	212178		38111	2176				24
052-Machinery and Equipment	0							25
301- Giri Bata Project	11304							26
302-Balh Valley Project	5145							27
303-Bhabour Sahib Project	9539							28
401-Research	0							29
402-Designing	0							30
Irrigation and Flood Control (A)	3984							31
799-Suspense	-3		1393					32
800-Other Expenditure	6447							33
911-Deduct-Recoveries of overpayments	0							34
<b>Total: 04</b>	<b>248594</b>	<b>0</b>	<b>39504</b>	<b>2176</b>	<b>0</b>	<b>0</b>	<b>0</b>	<b>35</b>

(A) Minor headwise details may be seen from the Finance Accounts.



## No. 26-A-2701-ACCOUNT of EXPENDITURE on MAJOR AND MEDIUM IRRIGATION for the year ended 31st March, 2002-Contd.

Item No.	STATE GOVERNMENTS								Total
	Punjab	Rajasthan	Sikkim	Tamil Nadu	Tripura	Uttar Pradesh	Uttaranchal	West Bengal	
1									1893150
2									8
3									0
4	1885285			954118		5144525	726591	790344	22647380
5									152359
6									-24848
7	-53950	4951412							6991661
8	1831335	4951412	0	954118	0	5144525	726591	790344	31659690
9									13768
10									0
11								130476	160199
12									-1834
13									0
14	0	0	0	0	0	0	0	130476	172133
15									520969
16									0
17	380284			1980189		188087	64724	60867	4487123
18									24866
19									0
20									0
21									0
22		963662							1631553
23	380284	963662	0	1980189	0	188087	64724	60867	6664511
24									252465
25									0
26									11304
27									5145
28									9539
29									0
30									0
31						9409	1784	49213	64390
32									1390
33		14453		845					21745
34									0
35	0	14453	0	845	0	9409	1784	49213	365978

## No. 26-A-2701-ACCOUNT of EXPENDITURE on MAJOR AND MEDIUM IRRIGATION for the year ended 31st March, 2002-Contd.

	Union Government	U.T. Govt. Pondichery	(In thousands of rupees)							Item No.
			STATE GOVERNMENTS							
			Andhra Pradesh	Arunachal Pradesh	Assam	Bihar	Chhattisgarh	NCT Delhi	Goa	
80-General-										
001-Direction and Administration	96978		800391		69456	9158	548009			1
002-Data Collection	424357									2
003-Training	10736									3
004-Research	301927									4
005-Survey and Investigation	186972					8208			7500	5
006-Consultancy	131104									6
052-Machinery and Equipment			-2988		348		22230			7
190-Assistance to Public Sector and Other Undertakings						4335				8
796-Tribal Area Sub-Plan										9
797-Transfers to/from Reserve Funds and Deposit Accounts										10
798-International Co-operation	41									11
799-Suspense			-898				19267			12
800-Other Expenditure	119206		236950							13
902-Deduct-Amount met from National Revewal Fund	-1386									14
911-Deduct Recoveries										15
<b>Total: 80</b>	<b>1269935</b>	<b>0</b>	<b>1033455</b>	<b>0</b>	<b>69804</b>	<b>21701</b>	<b>589506</b>	<b>0</b>	<b>7500</b>	<b>16</b>
<b>Total: Major and Medium Irrigation-</b>	<b>1269935</b>	<b>5172</b>	<b>13421324</b>	<b>3600</b>	<b>224824</b>	<b>1459029</b>	<b>734270</b>	<b>0</b>	<b>59909</b>	<b>17</b>
Total: Commercial	0	0	12387869	0	0	1434907	144764	0	0	18
Total: Non-commercial	1269935	5172	1033455	3600	224824	24122	589506	0	59909	19
Charged										20
Voted	1269935	5172	13421324	3600	224824	1459029	734270	0	59909	21

## COMBINED FINANCE AND REVENUE ACCOUNTS OF THE UNION AND STATE GOVERNMENTS IN INDIA FOR THE YEAR 2001-02

## No. 26-A-2701-ACCOUNT of EXPENDITURE on MAJOR AND MEDIUM IRRIGATION for the year ended 31st March, 2002-Contd.

Item No.	STATE GOVERNMENTS								Total carried over
	Gujarat	Haryana	Himachal Pradesh	Jammu and Kashmir	Jharkhand	Karnataka	Kerala	Madhya Pradesh	
1	733694				478	45268	177032	1437382	3917846
2									424357
3						72			10808
4	21517					31278	45637		400359
5	19372					114322	29069	38755	404198
6									131104
7	227763						-966	119774	366161
8									4335
9									0
10									0
11									41
12	13032		2326				-13517	32476	52686
13	15230759					62208	10310		15659433
14									-1386
15									0
16	16246137	0	2326	0	478	293148	247585	1628387	21369942
17	16941371	3447879	29357	193668	167212	685951	441495	2164709	41248505
18	695234	3426098	0	193668	166734	432803	169913	536322	19588312
19	16246137	21581	28357	0	478	253148	-271582	1628387	21660193
20	32						550		582
21	16941339	3447679	28357	193668	167212	685951	440945	2164709	41247923

## No. 26-A-2701-ACCOUNT of EXPENDITURE on MAJOR AND MEDIUM IRRIGATION for the year ended 31st March, 2002-Contd.

	Total brought forward	STATE GOVERNMENTS						Item No.
		Maharashtra	Manipur	Meghalaya	Mizoram	Nagaland	Orissa	
<b>80-General-</b>								
001-Direction and Administration	3917846	617811					191284	1
002-Data Collection	424357	131520						2
003-Training	10808	79161					18000	3
004-Research	400359	69734					14615	4
005-Survey and Investigation	404198	138489					32341	5
006-Consultancy	131104	53817						6
052-Machinery and Equipment	366161	24488					-18949	7
190-Assistance to Public Sector and Other Undertakings	4335							8
796-Tribal Area Sub-Plan	0							9
797-Transfers to/from Reserve Funds and Deposit Accounts	0							10
798-International Co-operation	41							11
799-Suspense	52686	-27450					9261	12
800-Other Expenditure	15659433	15040200	13815		72		200	13
909-Deduct Amount met from National Revival Fund	-1385							14
911-Deduct Recoveries	0	-2						15
	<b>21369942</b>	<b>16127768</b>	<b>13815</b>	<b>0</b>	<b>72</b>	<b>0</b>	<b>246752</b>	<b>16</b>
<b>Total: Major and Medium Irrigation-</b>	<b>41248505</b>	<b>16355687</b>	<b>53319</b>	<b>2176</b>	<b>72</b>	<b>0</b>	<b>718584</b>	<b>17</b>
Total: Commercial	19588312	227919	0	0	0	0	471832	18
Total: Non-commercial	21660193	16127768	53319	2176	72	0	246752	19
Charged	582	13						20
Voted	41247923	16355674	53319	2176	72	0	718584	21

## COMBINED FINANCE AND REVENUE ACCOUNTS OF THE UNION AND STATE GOVERNMENTS IN INDIA FOR THE YEAR 2001-02

## No. 26-A-2701-ACCOUNT of EXPENDITURE on MAJOR AND MEDIUM IRRIGATION for the year ended 31st March, 2002-Concl'd.

Item No.	STATE GOVERNMENTS								Total
	Punjab	Rajasthan	Sikkim	Tamil Nadu	Tripura	Uttar Pradesh	Uttaranchal	West Bengal	
1		106960		656654				484563	5975118
2		1105						634	557616
3		14678		3698				542	126887
4	313	8414		40070				6655	540160
5	9251	83711						52531	720521
6									184921
7				(A) -15249		4084	178	487	361200
8									4335
9									0
10									0
11									41
12		2043				12866	209	29047	78662
13		77307		(A) -160883		4447856		8554	35086554
14									-1386
15									-2
16	9564	294218	0	524290	0	4464806	387	583013	43634627
17	2221183	6223745	0	3459442	0	9806827	793486	1613913	82496939
18	2211619	5915074	0	2934307	0	5332612	791315	851211	38324201
19	9584	308671	0	525135	0	4474215	2171	762702	44172738
20		920		269					1784
21	2221183	6222825	0	3459173	0	9806827	793486	1613913	82495155

(A) The minus figure is under examination.

## No. 26-B-4701-ACCOUNT of CAPITAL OUTLAY on MAJOR AND MEDIUM IRRIGATION during and to the end of the year 2001-02

	(In thousands of rupees)	
	Expenditure	
	During the year	To the end of the year
<b>UNION GOVERNMENT</b>		
<b>01-Major Irrigation-Commercial-</b> @ Irrigation Projects	-	104
001-Direction and Administration	-	182
800-Other Expenditure	-	3474
<b>Total: 01- Major Irrigation-Commercial</b>	<b>0</b>	<b>3760</b>
<b>02-Major Irrigation-Non-Commercial-</b> @ Irrigation Projects	-	114369
800-Other Expenditure	-	6663
<b>Total: 02- Major Irrigation-Non-Commercial</b>	<b>0</b>	<b>121032</b>
<b>03-Medium Irrigation-Commercial-</b> 190-Investments in Public Sector and Other Undertakings	-	17000
<b>Total: 03- Medium Irrigation-Commercial</b>	<b>0</b>	<b>17000</b>
<b>04-Medium Irrigation-Non-Commercial-</b> 001-Direction and Administration	-	-
052-Machinery & Equipment	-	-
800-Other Expenditure	1000	53232
<b>Total: 04- Medium Irrigation-Non-Commercial</b>	<b>1000</b>	<b>53232</b>
<b>80-General-</b> 004-Reaserch 190-Investments in Public Sector and Other Undertakings 800-Other Expenditure	34757	525757 30000 573555
<b>Total: 80- General</b>	<b>34757</b>	<b>1129312</b>
<b>Total: Union Government</b>	<b>35757</b>	<b>1324336</b>
Total: Commercial	0	20760
Total: Non-Commercial	35757	1303576
<b>UNION TERRITORY GOVERNMENT PONDICHERRY</b>		
<b>04-Medium Irrigation-Non-Commercial-</b> 001-Direction and Administration	5058	71547
052-Machinery and Equipment	1944	13841
800-Other Expenditure	-	4034
<b>Total: 04- Medium Irrigation-Non-Commercial</b>	<b>7002</b>	<b>89422</b>
<b>80-General-</b> 004-Reaserch 800-Other Expenditure	-	- 13422
<b>Total: 80- General</b>	<b>0</b>	<b>13422</b>
<b>Total: Union Territory Pondicherry</b>	<b>7002</b>	<b>102844</b>
Total: Commercial	-	-
Total: Non-Commercial	7002	102844

@ Minor Head not given in the Finance Account.

## COMBINED FINANCE AND REVENUE ACCOUNTS OF THE UNION AND STATE GOVERNMENTS IN INDIA FOR THE YEAR 2001-02

## No. 26-B-4701-ACCOUNT of CAPITAL OUTLAY on MAJOR AND MEDIUM IRRIGATION during and to the end of the year 2001-02-Contd.

	(In thousands of rupees)	
	Expenditure	
	During the year	To the end of the year
<b>STATE GOVERNMENTS</b>		
<b>ANDHRA PRADESH</b>		
01-Major Irrigation-Commercial- @ Irrigation Projects	8050515	88167188
800-Other Expenditure	514019	1082371
<b>Total: 01- Major Irrigation-Commercial</b>	<b>8564534</b>	<b>89249559</b>
03-Medium Irrigation-Commercial- @ Irrigation Projects	715262	9208506
001-Direction and Administration	-	-
796-Tribal Area Sub-plan	7424	1461869
800-Other Expenditure	111806	323375
<b>Total: 03- Medium Irrigation-Commercial</b>	<b>834492</b>	<b>10993750</b>
04-Medium Irrigation-Non-Commercial- 101-Kinnerasani Project	-	27273
<b>Total: 04-Medium Irrigation-Non-Commercial</b>	<b>0</b>	<b>27273</b>
80-General- 001-Direction and Administration	-	41591
003-Training	-	298
052-Machinery and Equipment	-	-20
190-Investment in Public Sector and Other Undertakings	-	66500
799-Suspense	-	-87
800-Other Expenditure	-	3087
<b>Total: 80- General</b>	<b>0</b>	<b>111369</b>
<b>Total: Government of Andhra Pradesh</b>	<b>9399026</b>	<b>100381951</b>
Total: Commercial	9399026	100243309
Total: Non-Commercial	0	138642
<b>ARUNACHAL PRADESH</b>		
02-Major Irrigation-Non-Commercial- 800-Other Expenditure	-	13610
<b>Total: 02- Major Irrigation-Non-Commercial</b>	<b>0</b>	<b>13610</b>
80-General- 800-Other Expenditure	-	4639
<b>Total: 80- General</b>	<b>0</b>	<b>4639</b>
<b>Total: Government of Arunachal Pradesh</b>	<b>0</b>	<b>18249</b>
Total: Commercial	-	-
Total: Non-Commercial	0	18249

(A) Includes Rs. 155337 thousands being the expenditure incurred upto 31st 1956 in Ex-Hyderabad state and Rs. 293142 thousands being expenditure incurred upto 30th September, 1953 in Composite Madras state.

@ Minor Head not given in concerned Finance Account.

**No. 26-B-4701-ACCOUNT of CAPITAL OUTLAY on MAJOR AND MEDIUM IRRIGATION during and to the end of the year 2001-02-Contd.**

	(In thousands of rupees)	
	Expenditure	
	During the year	To the end of the year
<b>ASSAM</b>		
<b>04-Medium Irrigation-Non-Commercial-</b>		
001-Direction and Administration	3820	3820
@ Irrigation Project	184382	4330920
800-Other Expenditure	41	184490
<b>Total: 04- Medium Irrigation-Non-Commercial</b>	<b>188243</b>	<b>4519230</b>
<b>80-General-</b>		
001-Direction and Administration	185984	1374634
005-Survey and Investigation	-	99707
052-Machinery and Equipment	-	1995
799-Suspense	-	-1036
800-Other Expenditure	31564	35720
<b>Total: 80- General</b>	<b>217548</b>	<b>1511020</b>
<b>Total: Government of Assam</b>	<b>405791</b>	<b>6030250</b>
Total: Commercial	-	-
Total: Non-Commercial	405791	6030250
<b>BIHAR</b>		
<b>01-Major Irrigation-Commercial-</b>		
@ Irrigation Projects	-	493651
<b>Total: 01- Major Irrigation-Commercial</b>	<b>0</b>	<b>493651</b>
<b>02-Major Irrigation-Non-Commercial</b>		
@ Irrigation Projects	-	26029149
<b>Total:02-Major Irrigation-Non-Commercial</b>	<b>0</b>	<b>26029149</b>
<b>03-Medium Irrigation-Commercial-</b>		
@ Irrigation Projects	-	215521
<b>Total: 03-Medium Irrigation-Commercial</b>	<b>0</b>	<b>215521</b>
<b>04-Medium Irrigation-Non-Commercial-</b>		
@ Irrigation Projects		
001-Direction and Administration	-	144956
003-Training	-	-
052-Machinery and Equipment	-	9294
796-Tribal Area Sub-plan	-	6991768
799-Suspense	-	21209037
<b>Total: 04- Medium Irrigation-Non-Commercial</b>	<b>0</b>	<b>28355055</b>
<b>80-General-</b>		
001-Direction and Administration	5436	487049
004-Reaserch	-	15690
005-Survey and Investigation	10933	775552
190-Investment in Public Sector and Other Undertakings	-	511290
796-Tribal Area Sub-plan	-	395967
800-Other Expenditure	1998144	2022280
<b>Total: 80- General</b>	<b>2014513</b>	<b>4207828</b>
<b>Total: Government of Bihar</b>	<b>2014513</b>	<b>59301204</b>
Total: Commercial	0	709172
Total: Non-Commercial	2014513	58592032

@ Minor Head not given in the Finance Accounts.



**No. 26-B-4701-ACCOUNT of CAPITAL OUTLAY on MAJOR AND MEDIUM IRRIGATION during and to the end of the year 2001-02-Contd.**

	(In thousands of rupees)	
	During the year	To the end of the year
<b>CHHATTISGARH</b>		
01-Major Irrigation-Commercial- @ Irrigation Projects	1051528	13466958
<b>Total: 01- Major Irrigation-Commercial</b>	<b>1051528</b>	<b>13466958</b>
03-Medium Irrigation-Commercial- @ Irrigation Projects	2491	4862
796-Tribal Area Sub-plan	115552	203313
800-Other Expenditure	30726	49358
<b>Total: 03- Medium Irrigation-Commercial</b>	<b>148769</b>	<b>257533</b>
80-General- 005-Survey & Investigation	3687	4271
800-Other Expenditure	2	2
<b>Total: 80- General</b>	<b>3689</b>	<b>4273</b>
<b>Total: Government of Chhattisgarh</b>	<b>1203986</b>	<b>13728764</b>
Total: Commercial	1200297	13724491
Total: Non-Commercial	3689	4273
<b>GOVERNMENT OF NCT DELHI</b>		
04-Medium Irrigation- Non-Commercial- 800-Other Expenditure	-	6543
<b>Total: 04- Medium Irrigation-Non-Commercial</b>	<b>0</b>	<b>6543</b>
<b>Total: Government of NCT Delhi</b>	<b>0</b>	<b>6543</b>
<b>GOVERNMENT OF GOA</b>		
02-Major Irrigation-Non-Commercial- @ Irrigation Projects	333000	333000
<b>Total:Major Irrigation-Non-Commercial-</b>	<b>333000</b>	<b>333000</b>
04-Medium Irrigation-Non-Commercial- @ Irrigation Projects	-	-
<b>Total: 04- Medium Irrigation-Non-Commercial</b>	<b>0</b>	<b>0</b>
80-General- 005-Survey and Investigation	81415	4114198
<b>Total: 80-General</b>	<b>81415</b>	<b>4114198</b>
<b>Total: Government of Goa</b>	<b>414415</b>	<b>4447198</b>
Total: Commercial	0	0
Total: Non-Commercial	414415	4447198
<b>GUJARAT</b>		
01-Major Irrigation-Commercial- @ Irrigation Projects	746345	81063182
190-Investment in Public Sector and Other Undertakings	-	-
796-Tribal Area Sub-plan	-	-
<b>Total: 01- Major Irrigation-Commercial</b>	<b>746345</b>	<b>81063182</b>
03-Medium Irrigation-Commercial- @ Irrigation Projects	570253	19745284
796-Tribal Area Sub-plan	45437	2089869
797-Transfers to/from Reserve Funds and Deposit Accounts	-	-1927
800-Other Expenditure	-	16368
<b>Total: 03- Medium Irrigation-Commercial</b>	<b>615690</b>	<b>21849594</b>

@ Minor Head not given in the Finance Accounts

**No. 26-B-4701-ACCOUNT of CAPITAL OUTLAY on MAJOR AND MEDIUM IRRIGATION during and to the end of the year 2001-02-Contd.**

	(In thousands of rupees)	
	Expenditure	
	During the year	To the end of the year
<b>GUJARAT</b>		
80-General-		
001-Direction and Administration	582152	4708968
052-Machinery and Equipment	2472	14009
190-Investment in Public Sector and Other Undertakings	2450920	2450920
796-Tribal Area Sub-plan	254637	1215046
799-Suspense	-3243	-15442
800-Other Expenditure	-	76976
901-Deduct-Receipts and Recoveries on Capital Account	-274212	-274212
<b>Total: 80-General</b>	<b>3012726</b>	<b>8176265</b>
<b>Total: Government of Gujarat</b>	<b>4374761</b>	<b>111089041</b>
Total: Commercial	1362035	102912776
Total: Non-Commercial	3012726	8176265
<b>HARYANA</b>		
01-Major Irrigation-Commercial- @ Irrigation Projects	2806818	27260790
800-Other Expenditure	-	-
<b>Total: 01- Major Irrigation-Commercial</b>	<b>2806818</b>	<b>27260790</b>
02-Major Irrigation-Non-Commercial- @ Irrigation Projects	-	87856
<b>Total: 02-Major Irrigation-Non-Commercial</b>	<b>0</b>	<b>87856</b>
03-Medium Irrigation-Commercial- @ Irrigation Projects	-	246339
<b>Total: 03-Medium Irrigation-Commercial</b>	<b>0</b>	<b>246339</b>
<b>Total: Government of Haryana</b>	<b>2806818</b>	<b>27594985</b>
Total: Commercial	2806818	27507129
Total: Non-Commercial	0	87856
<b>HIMACHAL PRADESH</b>		
02-Major Irrigation-Non-Commercial @ Irrigation Projects	96514	611131
<b>Total:02-Major Irrigation-Non-Commercial</b>	<b>96514</b>	<b>611131</b>
03-Medium Irrigation-Commercial- 800-Other Expenditure	-	7131
<b>Total: 03-Medium Irrigation-Commercial</b>	<b>0</b>	<b>7131</b>
04-Medium Irrigation-Non-Commercial- 001-Direction and Administration	-	3173
@ Irrigation Projects	15000	263736
796-Tribal Area Sub-plan	-	225
800-Other Expenditure	-	2888
<b>Total: 04-Medium Irrigation-Non-Commercial</b>	<b>15000</b>	<b>270022</b>
@ Minor head not given in the Finance Accounts.		

**No. 26-B-4701-ACCOUNT of CAPITAL OUTLAY on MAJOR AND MEDIUM IRRIGATION during and to the end of the year 2001-02-Contd.**

	(In thousands of rupees)	
	Expenditure	
	During the year	To the end of the year
<b>HIMACHAL PRADESH</b>		
80-General-		
005-Survey and Investigation		17607
190-Investment in Public Sector and Other Undertakings		73
<b>Total: 80-General</b>	<b>0</b>	<b>17680</b>
<b>Total: Government of Himachal Pradesh</b>	<b>111514</b>	<b>905964</b>
Total: Commercial	0	7131
Total: Non-Commercial	111514	898833
<b>JAMMU AND KASHMIR</b>		
01-Major Irrigation-Commercial-		
@ Irrigation Projects	234986	3129649
001-Direction and Administration		91673
799-Suspense	-76	17260
<b>Total: 01-Major Irrigation-Commercial</b>	<b>234910</b>	<b>3238582</b>
80-General-		
800-Other Expenditure		183362
<b>Total: 80-General</b>	<b>0</b>	<b>183362</b>
<b>Total: Government of Jammu and Kashmir</b>	<b>234910</b>	<b>3421944</b>
Total: Commercial	234910	3238582
Total: Non-Commercial	0	183362
<b>JHARKHAND</b>		
02-Major Irrigation-Non-Commercial		
796-Tribal Area Sub-plan		483496
80-General-		
796-Tribal Area Sub-plan	1155021	1155021
800-Other Expenditure	399511	477540
<b>Total: Government of Jharkhand</b>	<b>1554532</b>	<b>2116057</b>
Total: Commercial		
Total: Non-Commercial	399511	961036
<b>KARNATAKA</b>		
01-Major Irrigation-Non-Commercial-		
@ Irrigation Projects	2795347	71646796
<b>Total: 01-Major Irrigation-Commercial</b>	<b>2795347</b>	<b>71646796</b>
03-Medium Irrigation - Commercial		
@ Irrigation Projects	5718691	18850625
<b>Total: 03-Major Irrigation-Commercial</b>	<b>5718691</b>	<b>18850625</b>
80-General		
001-Direction and Administration		6561
190-Investment in Public Sector and Other Undertakings	5622519	21755346
800-Other Expenditure	129873	812756
<b>Total: 80</b>	<b>5752392</b>	<b>22574663</b>
<b>Total: Government of Karnataka</b>	<b>14266430</b>	<b>113072084</b>
Total: Commercial	8514038	90497421
Total: Non-Commercial	5752392	22574663
<b>KERALA</b>		
01-Major Irrigation-Commercial-		
@ Irrigation Projects	133	1065594
<b>Total: 01-Major Irrigation-Commercial</b>	<b>133</b>	<b>1065594</b>
02-Major Irrigation-Non-Commercial-		
@ Irrigation Projects	966408	16113002
<b>Total: 02-Major Irrigation-Non-Commercial</b>	<b>966408</b>	<b>16113002</b>
03-Medium Irrigation-Commercial-		
@ Irrigation Projects	348	119885
<b>Total: 03-Medium Irrigation-Commercial</b>	<b>348</b>	<b>119885</b>

@ Minor Head not given in the Finance Accounts.

**No. 26-B-4701-ACCOUNT of CAPITAL OUTLAY on MAJOR AND MEDIUM IRRIGATION during and to the end of the year 2001-02-Contd.**

	(In thousands of rupees)	
	Expenditure	
	During the year	To the end of the year
<b>KERALA</b>		
04-Medium Irrigation-Non-Commercial- @ Irrigation Projects	70854	2775993
<b>Total: 04-Medium Irrigation-Non-Commercial-</b>	<b>70854</b>	<b>2775993</b>
80-General- 800-Other Expenditure	110289	1265799
<b>Total: 80-General</b>	<b>110289</b>	<b>1265799</b>
<b>Total: Government of Kerala</b>	<b>1148032</b>	<b>21340273</b>
Total: Commercial	110770	1185479
Total: Non-Commercial	1037262	20154794
<b>MADHYA PRADESH</b>		
01-Major Irrigation-Commercial- @ Irrigation Projects	4654906	34493530
052-Machinery and Equipment	-	190364
796-Tribal Area Sub-plan	66383	292289
<b>Total: 01-Major Irrigation-Commercial</b>	<b>4721289</b>	<b>34976183</b>
03-Medium Irrigation-Commercial- @ Irrigation Projects	62468	6800501
796-Tribal Area Sub-plan	501183	5424869
800-Other Expenditure	75842	2142215
<b>Total: 03-Medium Irrigation-Commercial</b>	<b>639493</b>	<b>14367585</b>
80-General- 001-Direction and Administration	-	9216
005-Survey and Investigation	99303	901246
796-Tribal Area Sub-plan	748	398855
800-Other Expenditure	6686	992888
<b>Total: 80-General</b>	<b>106737</b>	<b>2302205</b>
<b>Total: Government of Madhya Pradesh</b>	<b>5467519</b>	<b>51645973</b>
Total: Commercial	5360782	49343768
Total: Non-Commercial	106737	2302205
<b>MAHARASHTRA</b>		
01-Major Irrigation-Commercial- @ Irrigation Projects	-606633	69718373
<b>Total: 01-Major Irrigation-Commercial</b>	<b>-606633</b>	<b>69718373</b>
03-Medium Irrigation-Commercial- @ Irrigation Projects	1406939	37669871
<b>Total: 03-Medium Irrigation-Commercial</b>	<b>1406939</b>	<b>37669871</b>
80-General- 001-Direction and Administration	-	24
004-Research	18915	221930
190-Investment in Public Sector and Other Undertakings	10391962	43549888
799-Transfer to/from Reserve Funds and Deposit Accounts	-	-1433
<b>Total: 80-General</b>	<b>10410877</b>	<b>43770409</b>
<b>Total: Government of Maharashtra</b>	<b>11211183</b>	<b>151158653</b>
Total: Commercial	800306	107388244
Total: Non-Commercial	10410877	43770409

(A) Includes Rs. 13325175 thousands yet to be allocated M.P. and Chhattisgarh.

@ Minor Heads not given in the Finance Accounts.

## COMBINED FINANCE AND REVENUE ACCOUNTS OF THE UNION AND STATE GOVERNMENTS IN INDIA FOR THE YEAR 2001-02

## No. 26-B-4701-ACCOUNT of CAPITAL OUTLAY on MAJOR AND MEDIUM IRRIGATION during and to the end of the year 2001-02-Contd.

	(In thousands of rupees)	
	Expenditure	
	During the year	To the end of the year
<b>MANIPUR</b>		
<b>01-Major Irrigation - Commercial</b>		
001-Direction and Administration		11300
<b>Total: 01-Major Irrigation - Commercial</b>	<b>0</b>	<b>11300</b>
<b>02-Major Irrigation-Non-Commercial-</b>		
@ Irrigation Projects	370237	
005-Survey and Investigation		592
051-Construction		1799521
052-Machinery and Equipment		23818
@ Irrigation Project		2315733
800-Other Expenditure		166201
<b>Total: 02-Major Irrigation-Non-Commercial</b>	<b>370237</b>	<b>4305865</b>
<b>04-Medium Irrigation-Non-Commercial-</b>		
051-Construction	27401	446771
@ Irrigation Projects		
<b>Total: 04-Medium Irrigation-Non-Commercial</b>	<b>27401</b>	<b>446771</b>
<b>80-General-</b>		
004-Research		27464
005-Survey and Investigation	14923	165863
052-Machinery and Equipment		132
800-Other Expenditure		1895
<b>Total: 80-General</b>	<b>14923</b>	<b>195354</b>
<b>Total: Government of Manipur</b>	<b>412561</b>	<b>4959290</b>
Total: Commercial	0	11300
Total: Non-Commercial	412561	4947990
<b>MEGHALAYA</b>		
<b>04-Medium Irrigation-Non-Commercial-</b>		
@ Irrigation Projects	19022	164862
<b>Total: 04-Medium Irrigation-Non-Commercial</b>	<b>19022</b>	<b>164862</b>
<b>Total: Government of Meghalaya</b>	<b>19022</b>	<b>164862</b>
Total: Commercial		
Total: Non-Commercial	19022	164862
<b>MIZORAM</b>		
<b>80-General-</b>		
001-Direction and Administration		1319
800-Other Expenditure	26	8312
<b>Total: 80-General</b>	<b>26</b>	<b>9631</b>
<b>Total: Government of Mizoram</b>	<b>26</b>	<b>9631</b>
Total: Commercial	0	0
Total: Non-Commercial	26	9631

@ Minor heads are not available in the Finance Accounts.

Economic Services

**No. 25-B-4701-ACCOUNT of CAPITAL OUTLAY on MAJOR AND MEDIUM IRRIGATION during and to the end of the year 2001-02-Contd.**

	(In thousands of rupees)	
	Expenditure	
	During the year	To the end of the year
<b>ORISSA</b>		
<b>01-Major Irrigation-Commercial-</b>		
@ Irrigation Projects	2249784	21104737
796-Tribal Area Sub-plan	371051	14735937
<b>Total: 01-Major Irrigation-Commercial</b>	<b>2620835</b>	<b>35840674</b>
<b>02-Major Irrigation-Non-Commercial-</b>		
@ Irrigation Projects	-	11050
<b>Total: 02-Major Irrigation-Non-Commercial</b>	<b>0</b>	<b>11050</b>
<b>03-Medium Irrigation-Commercial-</b>		
@ Irrigation Projects	1278572	13306349
796-Tribal Area Sub-Plan	110111	3407805
800-Other Expenditure	-	7743
<b>Total: 03-Medium Irrigation-Commercial</b>	<b>1388683</b>	<b>16721897</b>
<b>04-Medium Irrigation-Non-Commercial-</b>		
@ Irrigation Projects	-	11355
796-Tribal Area Sub-Plan	-	3600
<b>Total: 04-Medium Irrigation-Non-Commercial</b>	<b>0</b>	<b>14955</b>
<b>80-General-</b>		
004-Research	5401	149973
005-Survey and Investigation	-	27594
800-Other Expenditure	-	15761
<b>Total: 80-General</b>	<b>5401</b>	<b>193328</b>
<b>Total: Government of Orissa</b>	<b>4014919</b>	<b>52781904</b>
Total: Commercial	4009518	52562571
Total: Non-Commercial	5401	219333
<b>PUNJAB</b>		
<b>01-Major Irrigation-Commercial-</b>		
@ Irrigation Projects	2017199	36168926
800-Other Expenditure	-	37155
901-Deduct-Receipts and Recoveries on Capital Account	-256	-855
<b>Total: 01-Major Irrigation-Commercial</b>	<b>2016943</b>	<b>36205226</b>
<b>03-Medium Irrigation-Commercial-</b>		
@ Irrigation Projects	1192369	5769218
<b>Total: 03-Medium Irrigation-Commercial</b>	<b>1192369</b>	<b>5769218</b>
<b>80-General-</b>		
001-Direction and Administration	-	53593
005-Survey and Investigation	-	2576
800-Other Expenditure	-	481
<b>Total: 80-General</b>	<b>0</b>	<b>56650</b>
<b>Total: Government of Punjab</b>	<b>3209312</b>	<b>42031094</b>
Total: Commercial	3209312	41974444
Total: Non-Commercial	0	56650

@ Minor Heads are not available in the Finance Accounts.

## COMBINED FINANCE AND REVENUE ACCOUNTS OF THE UNION AND STATE GOVERNMENTS IN INDIA FOR THE YEAR 2001-02

## No. 26-B-4701-ACCOUNT of CAPITAL OUTLAY on MAJOR AND MEDIUM IRRIGATION during and to the end of the year 2001-02-Contd.

	(In thousands of rupees)	
	Expenditure	
	During the year	To the end of the year
<b>RAJASTHAN</b>		
<b>01-Major Irrigation-Commercial-</b>		
@ Irrigation Projects	1795329	39690434
<b>Total: 01-Major Irrigation-Commercial</b>	<b>1795329</b>	<b>39690434</b>
<b>03-Medium Irrigation-Commercial-</b>		
@ Irrigation Projects	707334	8594090
<b>Total: 03-Medium Irrigation-Commercial</b>	<b>707334</b>	<b>8594090</b>
<b>04-Medium Irrigation-Non-Commercial-</b>		
@ Irrigation Projects	-91	513346
<b>Total: 04-Medium Irrigation-Non-Commercial</b>	<b>-91</b>	<b>513346</b>
<b>80-General-</b>		
002-Data Collection		2733
003-Training		8399
005-Survey and Investigation		1384
800-Other Expenditure	100962	1566164
<b>Total: 80-General</b>	<b>100962</b>	<b>1578680</b>
<b>Total: Government of Rajasthan</b>	<b>2603534</b>	<b>50376550</b>
Total: Commercial	2502663	48284524
Total: Non-Commercial	100871	2092026
<b>TAMIL NADU</b>		
<b>01-Major Irrigation-Commercial-</b>		
@ Irrigation Projects	168149	5033778
<b>Total: 01-Major Irrigation-Commercial</b>	<b>168149</b>	<b>5033778</b>
<b>03-Medium Irrigation-Commercial-</b>		
@ Irrigation Projects	2591559	14383504
<b>Total: 03-Medium Irrigation-Commercial</b>	<b>2591559</b>	<b>14383504</b>
<b>04-Medium Irrigation-Non-Commercial-</b>		
800-Other Expenditure		974806
<b>Total: 04-Medium Irrigation-Non-Commercial</b>	<b>0</b>	<b>974806</b>
<b>80-General-</b>		
001-Direction and Administration		146823
800-Other Expenditure	100181	1132856
<b>Total: 80-General</b>	<b>100181</b>	<b>1279679</b>
<b>Total: Government of Tamil Nadu</b>	<b>2859889</b>	<b>21671767</b>
Total: Commercial	2759708	19417282
Total: Non-Commercial	100181	2254485

@ Minor Heads are not available in the Finance Accounts.

Economic Services

**No. 26-B-4701-ACCOUNT of CAPITAL OUTLAY on MAJOR AND MEDIUM IRRIGATION during and to the end of the year 2001-02-Contd.**

	(In thousands of rupees)	
	Expenditure	
	During the year	To the end of the year
<b>TRIPURA</b>		
<b>04-Medium Irrigation-Non-Commercial-</b>		-
001-Direction and Administration	2749	278899
799-Suspense		3162
800-Other Expenditure	40410	975097
<b>Total: 04-Medium Irrigation-Non-Commercial</b>	<b>43159</b>	<b>1257158</b>
<b>80-General-</b>		
052-Machinery and Equipment		129
<b>Total: 80-General</b>	<b>0</b>	<b>129</b>
<b>Total: Government of Tripura</b>	<b>43159</b>	<b>1257287</b>
Total: Commercial		-
Total: Non-Commercial	43159	1257287
<b>GOVERNMENT OF UTTAR PRADESH</b>		
<b>01-Major Irrigation-Commercial-</b>		-
001-Direction and Administration	7094373	70780047
<b>Total: 01-Major Irrigation-Commercial</b>	<b>7094373</b>	<b>70780047</b>
<b>03-Medium Irrigation-Commercial- @ Irrigation Projects.</b>		
	148023	7011411
<b>Total: 03-Medium Irrigation-Commercial</b>	<b>148023</b>	<b>7011411</b>
<b>04-Medium Irrigation-Non-Commercial- @ Irrigation Projects</b>		
		171254
<b>Total-04-Medium Irrigation-Non-Commercial-</b>	<b>0</b>	<b>171254</b>
<b>80-General-</b>		
003-Training	1484	36010
004-Research	12565	55697
005-Survey and Investigations	18715	1303315
797-Transfers to/from Reserve Funds and Deposit Accounts		-47333
799-Suspense	240	-39154
800-Other Expenditure	10158	314641
<b>Total: 80-General</b>	<b>43162</b>	<b>1623176</b>
<b>Total: Government of Uttar Pradesh</b>	<b>7285558</b>	<b>79585888</b>
Total: Commercial	7242396	77791458
Total: Non-Commercial	43162	1794430

@ Minor heads are not available in the Finance Accounts.



## COMBINED FINANCE AND REVENUE ACCOUNTS OF THE UNION AND STATE GOVERNMENTS IN INDIA FOR THE YEAR 2001-02

## No. 26-B-4701-ACCOUNT of CAPITAL OUTLAY on MAJOR AND MEDIUM IRRIGATION during and to the end of the year 2001-02-Concid.

(In thousands of rupees)

	Expenditure	
	During the year	To the end of the year
<b>UTTARANCHAL</b>		
01-Major Irrigation-Commercial- 001-Direction & Administration		
@ Irrigation Projects	226539	343171
<b>Total: 01- Major Irrigation-Commercial</b>	<b>226539</b>	<b>343171</b>
03-Medium Irrigation-Commercial- @ Irrigation Projects	228	228
<b>Total: 03- Medium Irrigation-Commercial</b>	<b>228</b>	<b>228</b>
04-Medium Irrigation Non-Commercial- Irrigation Project		
<b>Total: 04-Medium Irrigation-Non Commercial</b>	<b>0</b>	<b>0</b>
<b>80-General-</b>		
003-Training	6297	7272
004-Research	4308	4308
005-Survey & Investigation		9206
799-Suspense		538
800-Other Expenditure	7303	5047
<b>Total: 80- General</b>	<b>17908</b>	<b>26371</b>
<b>Total: Govt of Uttaranchal</b>	<b>244675</b>	<b>369770</b>
Total: Commercial	226767	343399
Total: Non-Commercial	17908	26371
<b>WEST BENGAL</b>		
01-Major Irrigation-Commercial- @ Irrigation Projects	1026702	14253721
<b>Total: 01-Major Irrigation-Commercial</b>	<b>1026702</b>	<b>14253721</b>
03-Medium Irrigation-Commercial- @ Irrigation Projects	1957	180055
800-Other Expenditure		27720
<b>Total: 03-Medium Irrigation-Commercial</b>	<b>1957</b>	<b>207775</b>
04-Medium Irrigation-Non-Commercial- @ Irrigation Projects	64749	985681
<b>Total: 04-Medium Irrigation-Non-Commercial</b>	<b>64749</b>	<b>985681</b>
<b>80-General-</b>		
800-Other Expenditure	51510	51510
<b>Total: 80- General</b>	<b>51510</b>	<b>51510</b>
<b>Total: Government of West Bengal</b>	<b>1144918</b>	<b>15498687</b>
Total: Commercial	1028659	14461496
Total: Non-Commercial	64749	985681
<b>Total: Capital Outlay on Major and Medium Irrigation</b>	<b>76493762</b>	<b>936393043</b>
Total-Commercial	49340941	737556846
Total - Non-Commercial	24887689	191845119
Charged		
Voted		

@ Minor heads are not available in the Finance Accounts.

**No. 26-C-6701-ACCOUNT of LOANS for MAJOR AND MEDIUM IRRIGATION showing the amounts ADVANCED and REPaid during the year ended 31st March, 2002 and the BALANCES of such Loans at the commencement and at the end of the year 2001-02**

	(In thousands of rupees)									Item No.
	Union Government	U.T. Govt. Pondicherry	STATE GOVERNMENTS						Goa	
			Andhra Pradesh	Arunachal Pradesh	Assam	Bihar	Chhattisgarh	NCT Delhi		
<b>01-Major Irrigation-Commercial-</b>										
<b>800-Other Loans</b>										
Balance 1st April, 2001										1
Advanced during the year										2
Repaid during the year										3
Balance 31st March, 2002	0	0	0	0	0	0	0	0	0	4
<b>04-Medium Irrigation-Non-Commercial-</b>										
<b>800-Other Loans</b>										
Balance 1st April, 2001						3423				5
Advanced during the year										6
Repaid during the year										7
Balance 31st March, 2002	0	0	0	0	0	3423	0	0	0	8
<b>60-Others-</b>										
<b>190-Loans to Public Sector and other Undertakings-</b>										
Balance 1st April, 2001	958479		104437			7058				9
Advanced during the year	319998									10
Repaid during the year										11
Balance 31st March, 2002	1278477	0	104437	0	0	7058	0	0	0	12
<b>800-Other Loans-</b>										
Balance 1st April, 2001	-4								(B) -13	13
Advanced during the year										14
Repaid during the year										15
Balance 31st March, 2002	(A) -4	0	0	0	0	0	0	0	-13	16
<b>Total: Loans for Major and Medium Irrigation-</b>										
Balance 1st April, 2001	958475	0	104437	0	0	10481	0	0	-13	17
Advanced during the year	319998	0	0	0	0	0	0	0	0	18
Repaid during the year	0	0	0	0	0	0	0	0	0	19
Balance 31st March, 2002	1278473	0	104437	0	0	10481	0	0	-13	20
Interest received and credited to Revenue									2	21

(A) Adverse balance is under investigation.

(B) Due to misclassification of repayments by the Department.

**No. 26-C-6701-ACCOUNT of LOANS for MAJOR AND MEDIUM IRRIGATION showing the amounts ADVANCED and REPAID during the year ended 31st March, 2002 and the BALANCES of such Loans at the commencement and at the end of the year 2001-02-Contd.**

Item No.	STATE GOVERNMENTS								Total carried over
	Gujarat	Haryana	Himachal Pradesh	Jammu and Kashmir	Jharkhand	Karnataka	Kerala	Madhya Pradesh	
1									0
2									0
3									0
4	0	0	0	0	0	0	0	0	0
5									3423
6									0
7									0
8	0	0	0	0	0	0	0	0	3423
9									1069974
10									319998
11									0
12	0	0	0	0	0	0	0	0	1389972
13	7423					-59			7360
14									0
15									0
16	7423	0	0	0	0	(A) -59	0	0	7360
17	7423	0	0	0	0	-59	0	0	1080757
18	0	0	0	0	0	0	0	0	319998
19	0	0	0	0	0	0	0	0	0
20	7423	0	0	0	0	-59	0	0	1400755
21									2

(A) - Reasons for minus balance are under examination.

**No. 26-C-6701-ACCOUNT of LOANS for MAJOR AND MEDIUM IRRIGATION showing the amounts ADVANCED and REPAYED during the year ended 31st March, 2002 and the BALANCES of such Loans at the commencement and at the end of the year 2001-02-Contd.**

	Total brought forward	STATE GOVERNMENTS						Item No.
		Maharashtra	Manipur	Meghalaya	Mizoram	Nagaland	Orissa	
(In thousands of rupees)								
<b>01-Major Irrigation-Commercial-</b>								
<b>800-Other Loans</b>								
Balance 1st April, 2001	0							1
Advanced during the year	0							2
Repaid during the year	0							3
Balance 31st March, 2002	0	0	0	0	0	0	0	4
<b>04-Medium Irrigation- Non-Commercial-</b>								
<b>800-Other Loans</b>								
Balance 1st April, 2001	3423							5
Advanced during the year	0							6
Repaid during the year	0							7
Balance 31st March, 2002	3423	0	0	0	0	0	0	8
<b>60-Others-</b>								
<b>190-Loans to Public Sector and other Undertakings-</b>								
Balance 1st April, 2001	1069974							9
Advanced during the year	319998							10
Repaid during the year	0							11
Balance 31st March, 2002	1389972	0	0	0	0	0	0	12
<b>800-Other Loans-</b>								
Balance 1st April, 2001	7360							13
Advanced during the year	0							14
Repaid during the year	0							15
Balance 31st March, 2002	7360	0	0	0	0	0	0	16
<b>Total: Loans for Major and Medium Irrigation-</b>								
Balance 1st April, 2001	1080757	0	0	0	0	0	0	17
Advanced during the year	319998	0	0	0	0	0	0	18
Repaid during the year	0	0	0	0	0	0	0	19
Balance 31st March, 2002	1400755	0	0	0	0	0	0	20
Interest received and credited to Revenue	2							21

**No. 26-C-6701-ACCOUNT of LOANS for MAJOR AND MEDIUM IRRIGATION showing the amounts ADVANCED and REPaid during the year ended 31st March, 2002 and the BALANCES of such Loans at the commencement and at the end of the year 2001-02-Concl'd.**

Item No.	STATE GOVERNMENTS								Total
	Punjab	Rajasthan	Sikkim	Tamil Nadu	Tripura	Uttar Pradesh	Uttaranchal	West Bengal	
1									0
2									0
3									0
4	0	0	0	0	0	0	0	0	0
5									3423
6									0
7									0
8	0	0	0	0	0	0	0	0	3423
9									1069974
10									319998
11									0
12	0	0	0	0	0	0	0	0	1389972
13									7360
14									0
15									0
16	0	0	0	0	0	0	0	0	7360
17	0	0	0	0	0	0	0	0	1080757
18	0	0	0	0	0	0	0	0	319998
19	0	0	0	0	0	0	0	0	0
20	0	0	0	0	0	0	0	0	1400755
21									2

## No. 27-0702-ACCOUNT of RECEIPTS from MINOR IRRIGATION for the year ended 31st March, 2002

	Union Government	U.T. Govt. Pondicherry	(In thousands of rupees)							Item No.
			STATE GOVERNMENTS							
			Andhra Pradesh	Arunachal Pradesh	Assam	Bihar	Chhattisgarh	NCT Delhi	Goa	
<b>01-Surface Water-</b>										
101-Receipts from Water Tanks			24		7		16			1
102-Receipts from Lift Irrigation Schemes			119		9				538	2
103-Receipts from diversion schemes										3
201-Receipts from deepening of Wells and Tanks										4
796-Tribal Area Sub-plan										5
800-Other Receipts	1810	611	27	54	86	4627	45640		1252	6
900-Deduct-Refunds										7
<b>Total: 01</b>	<b>1810</b>	<b>611</b>	<b>170</b>	<b>54</b>	<b>102</b>	<b>4627</b>	<b>45656</b>	<b>0</b>	<b>1790</b>	<b>8</b>
<b>02-Ground Water-</b>										
101-Receipts from tube wells							1000			9
201-Receipts from deepening of Wells and Tanks										10
796-Tribal Area Sub-plan										11
800-Other Receipts	15573	598	431			3412	1000			12
900-Deduct-Refunds										13
<b>Total: 02</b>	<b>15573</b>	<b>598</b>	<b>431</b>	<b>0</b>	<b>0</b>	<b>3412</b>	<b>2000</b>	<b>0</b>	<b>0</b>	<b>14</b>
<b>03-Command Area Development-</b>										
101-Welfare Handicaped			42							15
103-Drainage Projects			59							16
796-Tribal Area Sub-plan										17
800-Other Receipts			2313						170	18
900-Deduct-Refunds										19
<b>Total: 03</b>	<b>0</b>	<b>0</b>	<b>2414</b>	<b>0</b>	<b>0</b>	<b>0</b>	<b>0</b>	<b>0</b>	<b>170</b>	<b>20</b>
<b>04-Flood Control-</b>										
101-Anti Sea Erosion Project										21
102-Flood Control Project										22
103-Drainage Project			1071							23
796-Tribal Area Sub-plan										24
800-Other Receipts					2					25
<b>Total: 04</b>	<b>0</b>	<b>0</b>	<b>1071</b>	<b>0</b>	<b>2</b>	<b>0</b>	<b>0</b>	<b>0</b>	<b>0</b>	<b>26</b>
<b>80-General-</b>										
796-Tribal Area Sub-plan										27
800-Other Receipts		78	12190	126	1795	1	4244	992		28
900-Deduct-Refunds							-78			29
<b>Total: 80</b>	<b>0</b>	<b>78</b>	<b>12190</b>	<b>126</b>	<b>1795</b>	<b>1</b>	<b>4166</b>	<b>992</b>	<b>0</b>	<b>30</b>
<b>Total: Receipts from Minor Irrigation</b>	<b>17383</b>	<b>1287</b>	<b>16276</b>	<b>180</b>	<b>1899</b>	<b>8040</b>	<b>51822</b>	<b>992</b>	<b>1960</b>	<b>31</b>

## No. 27-0702-ACCOUNT of RECEIPTS from MINOR IRRIGATION for the year ended 31st March, 2002-Contd.

Item No.	STATE GOVERNMENTS								Total carried over
	Gujarat	Haryana	Himachal Pradesh	Jammu and Kashmir	Jharkhand	Karnataka	Kerala	Madhya Pradesh	
1	5303								5350
2	3756	1079	4194		160		1438		11293
3	23		194		63				280
4									0
5									0
6	5346				899	20360	3109	119853	203674
7								-49	-49
8	14428	1079	4388	0	1122	20360	4547	119804	220548
9	1146		168						2314
10									0
11									0
12	190				328	15303	2980	1	39816
13						-3894			-3894
14	1336	0	168	0	328	11409	2980	1	38236
15	296								338
16									59
17									0
18									2483
19	141								141
20	437	0	0	0	0	0	0	0	3021
21									0
22							704		704
23									1071
24									0
25							-5		-3
26	0	0	0	0	0	0	699	0	1772
27									0
28	11788			8491	33			413	40151
29	-1								-79
30	11787	0	0	8491	33	0	0	413	40072
31	27988	1079	4556	8491	1483	31769	8226	120218	303649

Economic Services

## No. 27-0702-ACCOUNT of RECEIPTS from MINOR IRRIGATION for the year ended 31st March, 2002-Contd.

(In thousands of rupees)

	Total brought forward	STATE GOVERNMENTS					Orissa	Item No.
		Maharashtra	Manipur	Meghalaya	Mizoram	Nagaland		
<b>01-Surface Water-</b>								
101-Receipts from Water Tanks	5350	5319						1
102-Receipts from Lift Irrigation Schemes	11293	447			169			2
103-Receipts from diversion schemes	280				211			3
201-Receipts from deepening of Wells and Tanks	0							4
796-Tribal Area Sub-plan	0							5
800-Other Receipts	203674	48128		654	23		17033	6
900-Deduct-Refunds	-49							7
<b>Total: 01</b>	<b>220548</b>	<b>53894</b>	<b>0</b>	<b>654</b>	<b>403</b>	<b>0</b>	<b>17033</b>	<b>8</b>
<b>02-Ground Water-</b>								
101-Receipts from tube wells	2314							9
201-Receipt from deepening of wells and Tanks	0							10
796-Tribal Area Sub-plan	0				3			11
800-Other Receipts	39816							12
900-Deduct-Refunds	-3894							13
<b>Total: 02</b>	<b>38236</b>	<b>0</b>	<b>0</b>	<b>0</b>	<b>3</b>	<b>0</b>	<b>0</b>	<b>14</b>
<b>03-Command Area Development-</b>								
101-Welfared Handicaped	338							15
103-Drainage Projects	59							16
796-Tribal Area Sub-plan	0							17
800-Other Receipts	2483							18
900-Deduct-Refunds	141							19
<b>Total: 03</b>	<b>3021</b>	<b>0</b>	<b>0</b>	<b>0</b>	<b>0</b>	<b>0</b>	<b>0</b>	<b>20</b>
<b>04-Flood Control-</b>								
101-Anti Sea Erosion Project	0							21
102-Flood Control Project	704							22
103-Drainage Project	1071							23
796-Tribal Area Sub-plan	0							24
800-Other Receipts	-3			71				25
<b>Total: 04</b>	<b>1772</b>	<b>0</b>	<b>0</b>	<b>71</b>	<b>0</b>	<b>0</b>	<b>0</b>	<b>26</b>
<b>80-General-</b>								
796-Tribal Area Sub-plan	0							27
800-Other Receipts	40151	1627	29			86		28
900-Deduct-Refunds	-79							29
<b>Total: 80</b>	<b>40072</b>	<b>1627</b>	<b>29</b>	<b>0</b>	<b>0</b>	<b>86</b>	<b>0</b>	<b>30</b>
<b>Total: Receipts from Minor Irrigation</b>	<b>303649</b>	<b>55521</b>	<b>29</b>	<b>725</b>	<b>406</b>	<b>86</b>	<b>17033</b>	<b>31</b>



## No. 27-0702-ACCOUNT of RECEIPTS from MINOR IRRIGATION for the year ended 31st March, 2002-Conclid.

(In thousands of rupees)

Item No.	STATE GOVERNMENTS								Total
	Punjab	Rajasthan	Sikkim	Tamil Nadu	Tripura	Uttaranchal	Uttar Pradesh	West Bengal	
1	263					716	1775	11442	24865
2				510		501	3094	40984	56998
3									491
4									0
5									0
6		11948		3062			102919	4757	392198
7									-49
8	263	11948	0	3572	0	1217	107788	57183	474503
9	124	181192		14738			20214	13484	232066
10									0
11									3
12	350			10928			12354		63448
13		-1576		-14					-5484
14	474	179616	0	25652	0	0	32568	13484	290033
15									338
16									59
17									0
18									2483
19									141
20	0	0	0	0	0	0	0	0	3021
21									0
22				442					1146
23	321								1392
24									0
25					385		42		495
26	321	0	0	442	385	0	42	0	3033
27									0
28	111		824				36914	3072	82814
29									-79
30	111	0	824	0	0	0	36914	3072	82735
31	1169	191564	824	29666	385	1217	177312	73739	853325

## No. 27-A-2702-ACCOUNT of EXPENDITURE on MINOR IRRIGATION for the year ended 31st March, 2002

(In thousands of rupees)

	Union Government	U.T. Govt. Pondichery	STATE GOVERNMENTS						Item No.	
			Andhra Pradesh	Arunachal Pradesh	Assam	Bihar	Chhattisgarh	NCT Delhi		Goa
<b>01-Surface Water-</b>										
001-Direction and Administration									1	
016-Subsidy							36623		2	
101-Water Tanks	1000	1350	1224246					2494	3	
102-Lift Irrigation Scheme	1200		28227		157719			30245	4	
103-Diversion Schemes				20523					5	
104-Ayacut Development									6	
106-Khadi Chahlan Irrigation Schemes									7	
107-Ulak Irrigation Scheme									8	
191-Assistance to Local Bodies/ Municipalities Corporation	1000								9	
195-Assistance to Co-operatives									10	
789-Special Component Plan for Scheduled Castes			56635						11	
793-Special Central Assistance Component Plan for Scheduled Castes									12	
794-Special Central Assistance for Tribal Sub-plan									13	
796-Tribal Area Sub-plan	402		24155				2991		14	
799-Suspense									15	
800-Other Expenditure	3897	17739			26080				16	
<b>Total: 01</b>	<b>7499</b>	<b>19089</b>	<b>1333263</b>	<b>20523</b>	<b>183799</b>	<b>0</b>	<b>39614</b>	<b>0</b>	<b>32739</b>	<b>17</b>
<b>02-Ground Water-</b>										
001-Direction & Administration			18936						18	
005-Investigation	1296474		136664			345691		10187	19	
016-Subsidy									20	
052-Machinery and Equipment	800	1067							21	
103-Tube Wells	900				30012	900583	3258	502	22	
191-Assistance to Local Bodies/ Municipalities Corporation									23	
201-Construction and Deepening of Wells and Tanks									24	
789-Special Component Plan for SC			4502						25	
796-Tribal Area Sub-plan									26	
799-Suspense									27	
800-Other Expenditure	167822	76665		28832					28	
911-Deduct-recoveries of overpayment		-30							29	
<b>Total: 02</b>	<b>1465996</b>	<b>77702</b>	<b>160102</b>	<b>28832</b>	<b>30012</b>	<b>1246274</b>	<b>3258</b>	<b>0</b>	<b>10689</b>	<b>30</b>
<b>80-General-</b>										
001-Direction and Administration	11001			105724	120888			9793	16162	31
005-Investigation	206									32
052-Machinery and Equipment		1845		6000	2621				946	33
190-Assistance to Public Sector and Other Undertakings										34
191-Assistance to Local Bodies	25									35
789-Special Component Plan for Scheduled Castes										36
792-Irrecoverable Loans written off		4418								37
796-Tribal Area Sub-plan			2157							38
799-Suspense					395					39
800-Other Expenditure	4484	17	173213	146088				50287	8786	40
900-Deduct Recoveries							59146			41
911-Deduct-Recoveries of overpayment										42
<b>Total: 80</b>	<b>16716</b>	<b>6280</b>	<b>175370</b>	<b>257812</b>	<b>123904</b>	<b>0</b>	<b>69146</b>	<b>60080</b>	<b>25894</b>	<b>43</b>
<b>Total: Expenditure on Minor Irrigation</b>	<b>1489211</b>	<b>103071</b>	<b>1668735</b>	<b>307167</b>	<b>337716</b>	<b>1246274</b>	<b>102018</b>	<b>60080</b>	<b>69322</b>	<b>44</b>
Charged										45
Voted	1489211	103071	1668735	307167	337715	1246274	102018	60080	69322	46

No. 27-A-2702-ACCOUNT OF EXPENDITURE on MINOR IRRIGATION for the year ended 31st March, 2002-Contd.

(In thousands of rupees)

Item No.	STATE GOVERNMENTS								Total carried over
	Gujarat	Haryana	Himachal Pradesh	Jammu and Kashmir	Jharkhand	Karnataka	Kerala	Madhya Pradesh	
1									0
2									36823
3	62652					223612		77685	1593039
4	496		181508	6297		64544	158075		628311
5	49807		63227				25742		159299
6	4911								4911
7							37970		37970
8									0
9									1000
10	28939								28939
11								1261	57895
12									0
13									0
14									27548
15									0
16	5800						187758		241274
17	163605	0	244735	6297	0	288168	409645	78946	2817810
18									18936
19	6	28284			213142	104779	77639		2212866
20		10843							10843
21									1867
22	417940	48997	51084	4026	1800				1459102
23									0
24									0
25						88		2192	6782
26									0
27					81221				81221
28	8516	719							282554
29									-30
30	426462	88843	61084	4026	296163	104887	77639	2192	4074141
31	186706		182991	766383		175105		314	1575067
32						20154	285		20645
33	895		1926			8909	-346		22796
34		111500							111500
35						191368			191393
36									0
37									4418
38	251752		41282						295191
39			(A) -48150	-647		-169			-48571
40	117		825	80710		71380		278716	814603
41									59146
42									-12
43	439470	111500	178874	846446	0	466727	-73	279030	3046176
44	1019537	200343	474893	856769	296163	859760	487111	360168	9938127
45									0
46	1019537	200343	474693	856769	296163	859750	487111	360168	9938127

(A) Minus expenditure is under investigation.

(B) Includes Rs. 165 thousands is pertaining to the year 1999-2000 lying under suspense but adjusted during the year 2001-02.

## No. 27-A-2702-ACCOUNT of EXPENDITURE on MINOR IRRIGATION for the year ended 31st March, 2002-Contd.

	Total brought forward	STATE GOVERNMENTS						Item No.
		Maharashtra	Manipur	Meghalaya	Mizoram	Nagaland	Orissa	
<b>01-Surface Water-</b>								
001-Direction and Administration	0							1
016-Subsidy	36623							2
101-Water Tanks	1593039							3
102-Lift Irrigation Scheme	628311	4042	264	1221			382741	4
103-Diversion Schemes	159299		28624	2622	8189			5
104-Ayacut Development	4911	130134						6
106-Khadi Chahlan Irrigation Schemes	37970							7
107-Ulak Irrigation Scheme	0							8
191-Assistance to Local Bodies/ Municipalities Corporation	1000							9
195-Assistance to Co-operatives	29939							10
789-Special Component Plan for Scheduled Castes	57896							11
793-Special Central Assistance Component Plan for Scheduled Castes	0							12
794-Special Central Assistance for Tribal Sub-plan	0							13
796-Tribal Area Sub-plan	27548							14
799-Suspense	0							15
800-Other Expenditure	241274	119549					146971	16
<b>Total: 01</b>	<b>2817810</b>	<b>263726</b>	<b>28888</b>	<b>3843</b>	<b>8189</b>	<b>0</b>	<b>629712</b>	<b>17</b>
<b>02-Ground Water-</b>								
001-Direction & Administration	18936							18
005-Investigation	2212866	93533				6501	3655	19
016-Subsidy	10843	56						20
052-Machinery and Equipment	1867							21
103-Tube Wells	1459102			136				22
191-Assistance to Local Bodies/ Municipalities Corporation	0							23
201-Construction and Deepening of Wells and Tanks	0							24
789-Special Component Plan for Scheduled Castes	6782							25
796-Tribal Area Sub-plan	0							26
799-Suspense	81221							27
800-Other Expenditure	282554							28
911-Deduct recoveries of overpayment	-30							29
<b>Total: 02</b>	<b>4074141</b>	<b>93589</b>	<b>0</b>	<b>136</b>	<b>0</b>	<b>6501</b>	<b>3655</b>	<b>30</b>
<b>80-General-</b>								
001-Direction and Administration	1575067	423267	21575	65797	19251	25416	134053	31
005-Investigation	20645			2818				32
052-Machinery and Equipment	22796			180			10810	33
190-Assistance to Public Sector and Other Undertakings	111500							34
191-Assistance to Local Bodies	191393	1317712						35
789-Special Component Plan for Scheduled Castes	0							36
792-Irrecoverable Loans written off	4418							37
796-Tribal Area Sub-plan	295191	181134					2272	38
799-Suspense	-48571	-9538		-438			110591	39
800-Other Expenditure	814603		12164	12070		102745		40
900-Deduct Recoveries	59146							41
911-Deduct Recoveries of Overpayment	-12	1						42
<b>Total: 80</b>	<b>3046176</b>	<b>1912674</b>	<b>33739</b>	<b>80427</b>	<b>19251</b>	<b>128161</b>	<b>267726</b>	<b>43</b>
<b>Total: Expenditure of Minor Irrigation</b>	<b>9938127</b>	<b>2269888</b>	<b>62627</b>	<b>84408</b>	<b>27440</b>	<b>134662</b>	<b>791093</b>	<b>44</b>
Charged								45
Voted	9938127	2269888	62627	84408	27440	134662	791093	46

## No. 27-A-2702-ACCOUNT of EXPENDITURE on MINOR IRRIGATION for the year ended 31st March, 2002-Concl'd.

(In thousands of rupees)

Item No.	STATE GOVERNMENTS								Total
	Punjab	Rajasthan	Sikkim	Tamil Nadu	Tripura	Uttar Pradesh	Uttaranchal	West Bengal	
1									0
2									36623
3				21158		32099	62198	25813	1734307
4	420771				41217	151086	75291	755923	2460867
5	30		42283					7692	248739
6									135045
7	22								37992
8	63								63
9									1000
10									29939
11									57896
12									0
13									0
14									27548
15									0
16		305365			5817	1027132		5402	1851510
17	420886	305365	42283	21158	47034	1210317	137489	794830	6621529
18				124530					143466
19		61982		23030		119330	22841	64958	2608696
20									10899
21				33					1900
22	141765			89263		261597	67305	644636	2663804
23									0
24		305242							305242
25									6782
26									0
27									81221
28						1888			284442
29									-30
30	141765	367224	0	236856	0	382815	90146	709594	6106422
31			20502	30165	98508			355152	2768753
32			200					6103	29766
33			195			308	3020		37309
34							5715	181162	298377
35				2639					1511744
36								2537	2537
37									4418
38		4860				215			483672
39			2794		8223	-17900		486	45647
40		4130	873			1186235	134709	832022	3099551
41								-2224	56922
42									-13
43	0	8990	24564	32804	106731	1168858	143444	1375238	8338683
44	562651	681579	66847	290818	153765	2761990	371079	2879662	21066634
45									0
46	562651	681579	66847	290818	153765	2761990	371079	2879662	21066634

No. 27-B-4702-ACCOUNT of CAPITAL OUTLAY on MINOR IRRIGATION during and to the end of the year 2001-02		
(In thousands of rupees)		
	Expenditure	
	During the year	To end of the year
<b>UNION GOVERNMENT</b>		
101-Surface Water	3000	39238
102-Ground Water	19411	229665
800-Other Expenditure	--	27729
<b>Total: Union Government</b>	<b>22411</b>	<b>296632</b>
<b>Union Territory Government PONDICHERY</b>		
101-Surface Water	30022	32644
<b>Total: Government of pondichery</b>	<b>30022</b>	<b>32644</b>
<b>STATE GOVERNMENTS</b>		
<b>ANDHRA PRADESH</b>		
101-Surface Water	749886	8980794
102-Ground Water-Tube Wells	--	102348
195-Investment in Co-operatives	--	1862
789-Special Component Plan for Scheduled Castes	10897	138249
796-Tribal Area Sub-plan	75783	757624
800-Other Expenditure	464706	2785981
<b>Total: Government of Andhra Pradesh</b>	<b>1301272</b>	<b>12766858</b>
<b>ARUNACHAL PRADESH</b>		
101-Surface Water	--	15599
800-Other Expenditure	17864	204559
<b>Total: Government of Arunachal Pradesh</b>	<b>17864</b>	<b>220158</b>
<b>ASSAM</b>		
001-Direction and Administration	512489	1939635
052-Machinery and Equipment	--	7742
101-Surface Water	155657	2308673
102-Ground Water	44362	1627696
789-Special Component Plan for Secheduled Castes	--	95091
796-Tribal Area Sub-plan	35486	1814449
799-Suspense	--	26093
800-Other-Expenditure	53551	2401737
<b>Total: Government of Assam</b>	<b>801545</b>	<b>10221116</b>
<b>BIHAR</b>		
101-Surface Water	17838	2089825
102-Ground Water	97903	877909
796-Tribal Area Sub-plan	--	1106673
799-Suspense	--	-21170
<b>Total: Government of Bihar</b>	<b>115741</b>	<b>4053237</b>

**No. 27-B-4702-ACCOUNT of CAPITAL OUTLAY on MINOR IRRIGATION during and to the end of the year 2001-02-Contd.**  
(In thousands of rupees)

	Expenditure	
	During the year	To end of the year
<b>CHHATTISGARH</b>		
101-Surface Water	280120	1011283
102-Ground Water	120423	132599
789-Special Component Plan for Secheduled Castes	34582	34582
794-Special Central Assistance	4802	5867
796-Tribal Area Sub Plan	387592	456524
800-Other Expenditure	714	714
<b>Total: Government of Chhattisgarh</b>	<b>828233</b>	<b>1641569</b>
<b>NCT DELHI</b>		
800-Other Expenditure	4085	218355
<b>Total: Government of NCT Delhi</b>	<b>4085</b>	<b>218355</b>
<b>GOA</b>		
800-Other Expenditure	26659	589841
<b>TOTAL: Government of Goa</b>	<b>26659</b>	<b>589841</b>
<b>GUJARAT</b>		
001-Direction and Administration	-	4039
101-Surface Water	709211	6104312
102-Ground Water	58994	852736
796-Tribal Area Sub Plan	28723	328396
800-Other Expenditure	-	620248
<b>Total: Government of Gujarat</b>	<b>796928</b>	<b>7909731</b>
<b>HARYANA</b>		
102-Ground Water	-	319944
800-Other Expenditure	740000	5187158
<b>Total: Government of Haryana</b>	<b>740000</b>	<b>5507102</b>
<b>HIMACHAL PRADESH</b>		
052-Machinery and Equipment	-	17401
101-Surface Water	100282	1285594
102-Ground Water	65343	487552
796-Tribal Area Sub-plan	62740	417923
800-Other Expenditure	15295	754075
<b>Total: Government of Himachal Pradesh</b>	<b>243660</b>	<b>2962545</b>
<b>JAMMU AND KASHMIR</b>		
800-Other Expenditure	72881	1104899
<b>Total: Government of Jammu and Kashmir</b>	<b>72881</b>	<b>1104899</b>
<b>JHARKHAND</b>		
101-Surface Water	276920	280712
102-Ground Water	-	18710
796-Tribal Area Sub-plan	52295	62462
799-Suspense	-	-
<b>Total: Government of Jharkhand</b>	<b>329215</b>	<b>361884</b>

## No. 27-B-4702-ACCOUNT of CAPITAL OUTLAY on MINOR IRRIGATION during and to the end of the year 2001-02-Contd.

(In thousands of rupees)

	Expenditure	
	During the year	To end of the year
<b>KARNATAKA</b>		
101-Surface Water	734264	8953423
102-Ground Water		837089
789-Special Component Plan for Secheduled Castes	8721	8721
796-Schedule Tribe	1650	1650
800-Other Expenditure	169296	475886
<b>Total: Government of Karnataka</b>	<b>913931</b>	<b>10076569</b>
<b>KERALA</b>		
101-Surface Water	122510	2103109
102-Ground Water		32350
796-Tribal Area Sub-plan		78611
<b>Total: Government of Kerala</b>	<b>122510</b>	<b>2214070</b>
<b>MADHYA PRADESH</b>		
101-Surface Water	668056	5989316
102-Ground Water	22179	5990113
789-Special Component Plan for Scheduled Castes	80060	158720
794-Special Central assistance for Tribal Sub-plan	3094	93234
796-Tribal Area Sub-plan	519841	7338802
800-Other Expenditure	61920	2007061
<b>Total: Government of Madhya Pradesh</b>	<b>1355150</b>	<b>21577246</b>
<b>MAHARASHTRA</b>		
101-Surface Water	6727	492128
102-Ground Water		16740
190-Investments in Public Sector and Other Undertakings	1	2644560
796-Tribal Area Sub-plan	220899	3099849
797-Transfers to/from Reserve Funds and Deposit Accounts		-1081
800-Other Expenditure	277517	21527373
<b>Total: Government of Maharashtra</b>	<b>505144</b>	<b>27779569</b>
<b>MANIPUR</b>		
101-Surface Water		275382
102-Ground Water		91243
800-Other Expenditure	15512	141752
<b>Total: Government of Manipur</b>	<b>15512</b>	<b>508377</b>
<b>MEGHALAYA</b>		
101-Surface Water	67098	486920
<b>Total: Government of Meghalaya</b>	<b>67098</b>	<b>486920</b>
<b>MIZORAM</b>		
101-Surface Water		38519
102-Ground Water		2497
103-River Division	39999	191616
800-Other Expenditure		
<b>Total: Government of Mizoram</b>	<b>39999</b>	<b>232632</b>

\* Amount of Rs. 18561159 thousands, yet to be allocated between M.P. and Chhattisgarh.



## No. 27-B-4702-ACCOUNT of CAPITAL OUTLAY on MINOR IRRIGATION during and to the end of the year 2001-02-Contd.

(In thousands of rupees)

	Expenditure	
	During the year	To end of the year
<b>NAGALAND</b>		
001-Direction and Administration	—	2626
102-Ground Water	—	12055
800-Other Expenditure	—	4054
<b>Total: Government of Nagaland</b>	<b>0</b>	<b>18735</b>
<b>ORISSA</b>		
101-Surface Water	—	182587
102-Ground Water	38575	1140567
190-Investment in Public Sector and other Undertakings	—	52596
796-Tribal Area Sub-plan	83021	1642838
800-Other Expenditure	344660	3601527
<b>Total: Government of Orissa</b>	<b>466256</b>	<b>6620115</b>
<b>PUNJAB</b>		
101-Surface Water	—	9673
102-Ground Water	—	144674
103-Integrated Utilization of Water Resources	—	877
800-Other Expenditure	123301	1660035
<b>Total: Government of Punjab</b>	<b>123301</b>	<b>1815259</b>
<b>RAJASTHAN</b>		
101-Surface Water	300927	5095201
102-Ground Water	2728	262058
796-Tribal Area Sub-plan	109425	747167
800-Other Expenditure	446864	605922
<b>Total: Government of Rajasthan</b>	<b>859944</b>	<b>6710348</b>
<b>SIKKIM</b>		
800-Other Expenditure	51588	83444
<b>Total: Government of Sikkim</b>	<b>51588</b>	<b>83444</b>
<b>TAMIL NADU</b>		
001-Direction and Administration	—	5
101-Surface Water	45347	952708
102-Ground Water	53977	197259
190-Investment in Public Sector and Undertakings	—	3311
800-Other Expenditure	10088	315377
<b>Total: Government of Tamil Nadu</b>	<b>109412</b>	<b>1468660</b>
<b>TRIPURA</b>		
101-Surface Water	238388	341758
102-Ground Water	—	114951
800-Other Expenditure-	810	344231
<b>Total: Government of Tripura</b>	<b>239198</b>	<b>800940</b>

## No. 27-B-4702-ACCOUNT of CAPITAL OUTLAY on MINOR IRRIGATION during and to the end of the year 2001-02-Concl'd.

	(In thousands of rupees)	
	Expenditure	
	During the year	To end of the year
<b>UTTAR PRADESH</b>		
101-Surface Water	26861	707612
102-Ground Water	27647	12262200
800-Other Expenditure	48449	376644
901-Deduct Receipts and Recoveries on Capital Accounts	-15	-21960
<b>Total: Government of Uttar Pradesh</b>	<b>102942</b>	<b>13324496</b>
<b>UTTARANCHAL</b>		
101-Surface Water		--
102-Ground Water		--
799-Suspense	(A) -3502	-3502
800-Other Expenditure	1788	1814
901-Deduct Receipts and Recoveries on Capital Account		--
<b>Total: Government of Uttaranchal</b>	<b>-1714</b>	<b>-1688</b>
<b>WEST BENGAL</b>		
101-Surface Water	41420	1693246
102-Ground Water	15394	1822162
190-Investments in Public Sector and Other Undertakings		119900
789-Special Component Plan for Scheduled Castes	2564	159151
796-Tribal Area Sub Plan	946	194522
800-Other Expenditure	22728	520915
<b>Total: Government of West Bengal</b>	<b>83052</b>	<b>4509896</b>
<b>Total: Capital Outlay on Minor Irrigation</b>	<b>10383839</b>	<b>146112159</b>

(A) Minus figure is under investigation.

(B) An amount of Rs. 13199277 thousands yet to be allocated between U.P. and Uttaranchal.



**No. 27-C-6702-ACCOUNT of LOANS for MINOR IRRIGATION showing the amounts ADVANCED and REPAID during the year ended 31st March, 2002 and the BALANCES of such LOANS at the commencement and at the end of the year 2001-02**

	(In thousands of rupees)									Item No.
	Union Government	U.T. Govt. Pondicherry	STATE GOVERNMENTS						Goa	
			Andhra Pradesh	Arunachal Pradesh	Assam	Bihar	Chhatisgarh	NCT Delhi		
<b>101-Surface Water-</b>										
Balance 1st April, 2001										1
Advanced during the year										2
Repaid during the year										3
Balance 31st March, 2002	0	0	0	0	0	0	0	0	0	4
<b>102-Ground Water-</b>										
Balance 1st April, 2001						60817				5
Advanced during the year										6
Repaid during the year										7
Balance 31st March, 2002	0	0	0	0	0	60817	0	0	0	8
<b>190-Loans to Public Sector and other Undertakings-</b>										
Balance 1st April, 2001										9
Advanced during the year										10
Repaid during the year										11
Balance 31st March, 2002	0	0	0	0	0	0	0	0	0	12
<b>191-Loans to local bodies and Municipalities/Municipal Corporations</b>										
Balance 1st April, 2001										13
Advanced during the year										14
Repaid during the year										15
Balance 31st March, 2002	0	0	0	0	0	0	0	0	0	16
<b>796-Tribal Area Sub-plan-</b>										
Balance 1st April, 2001						35000	701			17
Advanced during the year										18
Repaid during the year										19
Balance 31st March, 2002	0	0	0	0	0	35000	701	0	0	20
<b>800-Other Loans-</b>										
Balance 1st April, 2001	3	1208	1312267		120672		485			21
Advanced during the year										22
Repaid during the year		1208								23
Balance 31st March, 2002	3	0	1312267	0	120672	0	485	0	0	24
<b>Total: Loans for Minor Irrigation-</b>										
Balance 1st April, 2001	3	1208	1312267	0	120672	95817	1186	0	0	25
Advanced during the year	0	0	0	0	0	0	0	0	0	26
Repaid during the year	0	1208	0	0	0	0	0	0	0	27
Balance 31st March, 2002	3	0	1312267	0	120672	95817	1186	0	0	28
Interest received and credited to revenue	14		87							29

## COMBINED FINANCE AND REVENUE ACCOUNTS OF THE UNION AND STATE GOVERNMENTS IN INDIA FOR THE YEAR 2001-02

No. 27-C-6702-ACCOUNT of LOANS for MINOR IRRIGATION showing the amounts ADVANCED and REPAID during the year ended 31st March, 2002 and the BALANCES of such LOANS at the commencement and at the end of the year 2001-02-Contd.

(In thousands of rupees)

Item No.	STATE GOVERNMENTS								Total carried over
	Gujarat	Haryana	Himachal Pradesh	Jammu and Kashmir	Jharkhand	Karnataka	Kerala	Madhya Pradesh	
1						9538			9538
2									0
3									0
4	0	0	0	0	0	9538	0	0	9538
5						10142			70959
6									0
7									0
8	0	0	0	0	0	10142	0	0	70959
9									0
10									0
11									0
12	0	0	0	0	0	0	0	0	0
13									0
14									0
15									0
16	0	0	0	0	0	0	0	0	0
17	-95							1931	37537
18									0
19									0
20	-95	0	0	0	0	0	0	1931	37537
21	257964	952565				43456		1336	2689956
22									0
23	17							2	1227
24	257947	952565	0	0	0	43456	0	1334	2688729
25	257869	952565	0	0	0	63136	0	3267	2807990
26	0	0	0	0	0	0	0	0	0
27	17	0	0	0	0	0	0	2	1227
28	257852	952565	0	0	0	63136	0	3265	2806763
29									101

**No. 27-C-6702-ACCOUNT of LOANS for MINOR IRRIGATION showing the amounts ADVANCED and REPAID during the year ended 31st March, 2002 and the BALANCES of such LOANS at the commencement and at the end of the year 2001-02-Contd.**

(In thousands of rupees)

	Total brought forward	STATE GOVERNMENTS						Item No.
		Maharashtra	Manipur	Meghalaya	Mizoram	Nagaland	Orissa	
<b>101-Surface Water-</b>								
Balance 1st April, 2001	9538	85969						1
Advanced during the year	0	166						2
Repaid during the year	0							3
Balance 31st March, 2002	9538	86135	0	0	0	0	0	4
<b>102-Ground Water-</b>								
Balance 1st April, 2001	70959							5
Advanced during the year	0							6
Repaid during the year	0							7
Balance 31st March, 2002	70959	0	0	0	0	0	0	8
<b>190-Loans to Public Sector and other Undertakings-</b>								
Balance 1st April, 2001	0	22255						9
Advanced during the year	0							10
Repaid during the year	0							11
Balance 31st March, 2002	0	22255	0	0	0	0	0	12
<b>191-Loans to local bodies and Municipalities/Municipal Corporations</b>								
Balance 1st April, 2001	0							13
Advanced during the year	0							14
Repaid during the year	0							15
Balance 31st March, 2002	0	0	0	0	0	0	0	16
<b>796-Tribal Area Sub-plan-</b>								
Balance 1st April, 2001	37537							17
Advanced during the year	0							18
Repaid during the year	0							19
Balance 31st March, 2002	37537	0	0	0	0	0	0	20
<b>800-Other Loans-</b>								
Balance 1st April, 2001	2689956	80986					23484	21
Advanced during the year	0							22
Repaid during the year	1227	320						23
Balance 31st March, 2002	2688729	80666	0	0	0	0	23484	24
<b>Total: Loans for Minor Irrigation-</b>								
Balance 1st April, 2001	2807990	189210	0	0	0	0	23484	25
Advanced during the year	0	166	0	0	0	0	0	26
Repaid during the year	1227	320	0	0	0	0	0	27
Balance 31st March, 2002	2806763	189056	0	0	0	0	23484	28
Interest received and credited to revenue	0							29

## COMBINED FINANCE AND REVENUE ACCOUNTS OF THE UNION AND STATE GOVERNMENTS IN INDIA FOR THE YEAR 2001-02

No. 27-C-6702-ACCOUNT of LOANS for MINOR IRRIGATION showing the amounts ADVANCED and REPAID during the year ended 31st March, 2002 and the BALANCES of such LOANS at the commencement and at the end of the year 2001-02-Concl'd.

Item No.	STATE GOVERNMENTS								Total
	Punjab	Rajasthan	Sikkim	Tamil Nadu	Tripura	Uttar Pradesh	Uttaranchal	West Bengal	
1									95507
2									166
3									0
4	0	0	0	0	0	0	0	0	95673
5		46389		-21651				429	96126
6									0
7		167		1136				426	1729
8	0	46222	0	-22787	0	0	0	3	94397
9									22255
10									0
11									0
12	0	0	0	0	0	0	0	0	22255
13				2299					2299
14									0
15									0
16	0	0	0	2299	0	0	0	0	2299
17									37537
18									0
19									0
20	0	0	0	0	0	0	0	0	37537
21				-1		157421			2951846
22									0
23							9		1556
24	0	0	0	-1	0	157421	-9	0	2950290
25	0	46389	0	-19353	0	157421	0	429	3205570
26	0	0	0	0	0	0	0	0	166
27	0	167	0	1136	0	0	9	426	3285
28	0	46222	0	-20489	0	157421	-9	3	3202451
29									0

(A) Rs.157421 thousand yet to be apportioned between U.P. and Uttaranchal.

## No. 28-A-2705-ACCOUNT of EXPENDITURE on COMMAND AREA DEVELOPMENT for the year ended 31st March, 2002

	Union Government	STATE GOVERNMENTS							Item No.
		Andhra Pradesh	Arunachal Pradesh	Assam	Bihar	Chhattisgarh	NCT Delhi	Goa	
001-Direction and Administration		8907							1
101-Nagarjuna Sagar Project (Right Canal)									2
102-Nagarjuna Sagar Project (Left Canal)		7009							3
103-Srirama Sagar Project									4
104-Command Area Development Agency									5
105-Ayct Development					60783				6
106-Grant to rajasthan bhoomi vikas nigam for repayment of arrears of banks									7
200-Other Schemes		24038							8
201-Tungbhadra Project									9
202-Maloprabha Ghata Project									10
203-Couvery Basin Project									11
204-Upper Krishna Project									12
205-Bhakra Project									13
206-Hasdeo Kharana & Manijan Command Area Dev. Authority						2192			14
209-Mahanadi Command Area Dev. Authority						4828			15
303-Bhabour Sahib Project									16
305-Command Area Development under Minor Irrigation									17
602-Command Area Kashmir									18
603-Command Area Jammu									19
701-Area Development Commissioner Ahmedabad									20
703-Area Development Commissioner Rajkot									21
704-Area Development Commissioner Surat									22
705-Secretary Command Area Development Authority									23
796-Tribal Area Sub-plan									24
800-Other Expenditure	13990		21002			208		17675	25
902-Deduct amount met from Development met Fund-world Food Programme '2303' UKP									26
<b>Total: Expenditure on Command Area Development</b>	<b>13990</b>	<b>39952</b>	<b>21002</b>	<b>0</b>	<b>60783</b>	<b>7226</b>	<b>0</b>	<b>17675</b>	<b>27</b>
Charged									28
Voted	13990	39952	21002	0	60783	7226	0	17675	29

## No. 28-A-2705-ACCOUNT of EXPENDITURE on COMMAND AREA DEVELOPMENT for the year ended 31st March, 2002-Contd.

	Total brought forward	STATE GOVERNMENTS					Orissa	Item No.
		Maharashtra	Manipur	Meghalaya	Mizoram	Nagaland		
001-Direction and Administration	11767	66015						1
101-Nagarjuna Sagar Project (Right Canal)	195000							2
102-Nagarjuna Sagar Project (Left Canal)	77009							3
103-Srirama Sagar Project	334542							4
104-Command Area Development Agency	0							5
105-Ayct Development	60783							6
106-Grant to Rajasthan Bhoomi Vikas Nigam for repayment of arrears of Banks	0							7
200-Other Schemes	85872							8
201-Tungbhadra Project	66681							9
202-Maloprabha Ghata Project	66863							10
203-Couvery Basin Project	136547							11
204-Upper Krishna Project	59333							12
205-Bhakra Project	1137							13
206-Hasdeo Kharana & Manijan Command Area Dev. Authority	2192							14
209-Mahanadi Command Area Dev. Authority	4828							15
303-Bhabour Sahib Project	646							16
305-Command Area Development under Minor Irrigation	2498							17
602-Command Area Kashmir	26074							18
603-Command Area Jammu	85839							19
701-Area Development Commissioner Ahmedabad	12934							20
703-Area Development Commissioner Rajkot	10795							21
704-Area Development Commissioner Surat	15898							22
705-Secretary Command Area Development Authority	15929							23
796-Tribal Area Sub-plan	7537						9358	24
800-Other Expenditure	104302		29973		3811		185872	25
902-Deduct amount met from Development met Fund-world Food Programme '2303' UKP	0							26
<b>Total: Expenditure on Command Area Development</b>	<b>1385006</b>	<b>66015</b>	<b>29973</b>	<b>0</b>	<b>3811</b>	<b>0</b>	<b>195230</b>	<b>27</b>
Charged	0							28
Voted	1385006	66015	29973	0	3811	0	195230	29



No. 28-A-2705-ACCOUNT of EXPENDITURE on COMMAND AREA DEVELOPMENT for the year ended 31st March, 2002-Contd.

Item No.	STATE GOVERNMENTS								Total carried over
	Gujarat	Haryana	Himachal Pradesh	Jammu and Kashmir	Jharkhand	Karnataka	Kerala	Madhya Pradesh	
1						2860			11767
2		195000							195000
3		70000							77009
4		334542							334542
5									0
6									60783
7									0
8						54100		7736	85872
9						44100		22581	66681
10						62579		4284	66863
11						136547			136547
12						55597		3736	59333
13						1137			1137
14									2192
15									4828
16			646						646
17			2498						2498
18				26074					26074
19				85839					85839
20	12934								12934
21	10795								10795
22	15998								15998
23	15929								15929
24	7537								7537
25	2383						1178	47868	104302
26									0
27	65476	599542	3144	111913	0	356920	1178	86205	1385006
28									0
29	65476	599542	3144	111913	0	356920	1178	86205	1385006

No. 28-A-2705-ACCOUNT of EXPENDITURE on COMMAND AREA DEVELOPMENT for the year ended 31st March, 2002-Concl'd.

Item No.	STATE GOVERNMENTS								Total
	Punjab	Rajasthan	Sikkim	Tamil Nadu	Tripura	Uttar Pradesh	Uttaranchal	West Bengal	
1									77782
2		650908	450						846358
3		28578		386341					491928
4		3721							338263
5									0
6									60783
7		183173							183173
8									0
9									85872
10									66681
11									66863
12									136547
13									59333
14									1137
15									2192
16									4828
17									646
18									2498
19									28074
20									85839
21									12934
22									10795
23									15998
24									15929
25									16895
26									0
27	0	866380	450	388069	0	579319	731	38410	3553394
28									0
29	0	866380	450	388069	0	579319	731	38410	3553394

(A) Includes Rs. 305 thousands pertaining to the years 1998-99 Rs. 11 thousands; 1999-2000 Rs. 99 thousands and 2000-2001 Rs. 194 thousands lying under Suspense but adjusted during the year 2001-2002.

(B) Excludes Rs. 3 thousands spent out of advances from the Contingency Fund during 2001-2002 but not recouped to the Fund till the close of the year.

**No. 28-B-4705-ACCOUNT of CAPITAL OUTLAY on COMMAND AREA DEVELOPMENT during and to the end of the year 2001-02**  
(In thousands of rupees)

	Expenditure	
	During the year	To end of the year
<b>UNION GOVERNMENT</b>		
101- Daman Ganga Command Area Development	4799	30532
201-D.N.H.Command Area Development	-	7700
<b>Total: Union Government</b>	<b>4799</b>	<b>38232</b>
<b>STATE GOVERNMENTS</b>		
<b>ANDHRA PRADESH</b>		
101-Nagarjuna Sagar Project Command Area	735	86503
102-Sriram Sagar Project Command Area	38276	838067
103-Srisaralam Sagar Project Command Area	88522	267675
104-Tungbhangra Project Command Area	-	46668
200-Other Schemes	-1	479036
796-Tribal Area Sub Plan	-	57814
800-Other Expenditure	-	5916
<b>Total: Government of Andhra Pradesh</b>	<b>127532</b>	<b>1781679</b>
<b>ASSAM</b>		
800-Other Expenditure	23530	801681
<b>Total: Government of Assam</b>	<b>23530</b>	<b>801681</b>
<b>BIHAR</b>		
190-Investments in Public Sector and Other Undertakings	-	5800
<b>Total: Government of Bihar</b>	<b>0</b>	<b>5800</b>
<b>CHHATTISGARH</b>		
200- Other Schemes	8670	267701
<b>Total: Government of Chhattisgarh</b>	<b>8670</b>	<b>267701</b>
<b>GOA</b>		
800-Other Expenditure	6788	192875
<b>Total: Government of Goa</b>	<b>6788</b>	<b>192875</b>
<b>GUJARAT</b>		
800-Other Expenditure	-	508
<b>Total: Government of Gujrat</b>	<b>0</b>	<b>508</b>
<b>HIMACHAL PRADESH</b>		
301-Giri Bata Project	-	32415
302-Bodh Vally Project	-	24614
303-Bhabour Sahib Project Phase - I	-	7819
304-Bhabour Sahib Project Phase - II	4434	36391
305-Command Area development Under Minor Irrigation Scheme	-	48908
800-Other Expenditure	3310	3310
313-Acluster of 32 No. SM	14737	14737
<b>Total: Government of Himachal Pradesh</b>	<b>22481</b>	<b>168194</b>
<b>MADHYA PRADESH</b>		
101-Projects	-	-
190-Investment in Public Sector and other Undertakings	30009	756940
796-Tribal Area Sub Plan	-	2-56
800-Other Expenditure	-	79
<b>Total: Government of Madhya Pradesh</b>	<b>30009</b>	<b>759475</b>

\* Includes Rs. 57438 thousands yet to be allocated between M.P. and Chhattisgarh.

## COMBINED FINANCE AND REVENUE ACCOUNTS OF THE UNION AND STATE GOVERNMENTS IN INDIA FOR THE YEAR 2001-02

## No. 28-B-4705-ACCOUNT of CAPITAL OUTLAY on COMMAND AREA DEVELOPMENT during and to the end of the year 2001-02-Concl'd.

(In thousands of rupees)

	Expenditure	
	During the year	To end of the year
<b>MANIPUR</b>		
800-Other Expenditure	-	1361
<b>Total: Government of Manipur</b>	<b>0</b>	<b>1361</b>
<b>MIZORAM</b>		
800-Other Expenditure	-	243
<b>Total: Governemtn of Mizoram</b>	<b>0</b>	<b>243</b>
<b>PUNJAB</b>		
800-Other Expenditure	682108	1722049
<b>Total: Government of Punjab</b>	<b>682108</b>	<b>1722049</b>
<b>RAJASTHAN</b>		
101-Development of Indira Gandhi Canal Area	496536	8809142
102-Development of Chambal Area	39533	1004199
103-Bhakra and Ganga Area Development	-	85463
104-Mohi Bajaj Sagar	-	39393
796-Tribal Area Sub-plan	-	30
<b>Total: Government of Rajasthan</b>	<b>536069</b>	<b>9938227</b>
<b>TAMIL NADU</b>		
101-Construction of Cauvery Muket Complex in command area	-	124187
<b>Total: Government of Tamil Nadu</b>	<b>0</b>	<b>124187</b>
<b>TRIPURA</b>		
001-Direction & Administration	-	4872
<b>Total: Government of Tripura</b>	<b>0</b>	<b>4872</b>
<b>UTTAR PRADESH</b>		
190-Investments in Public Sector and other Undertakings	-	119636
901-Deduct-Receipts and Recoveries on Capital Account	-9	-226
<b>Total: Government of Uttar Pradesh</b>	<b>-9</b>	<b>119410</b>
<b>WEST-BENGAL</b>		
789-Special Component Plan for Scheduled Castes	7469	8545
796-Tribal area sub-plan	1188	2337
799-Stores-Suspense	71936	6331
800-Other Expenditure	-	517098
<b>Total: Government of West Bengal</b>	<b>80593</b>	<b>534311</b>
<b>Total: Capital Outlay on Command Area Development</b>	<b>1522570</b>	<b>16460805</b>

\* Includes Rs.119502 Thousands yet to be apportioned between UP and Uttaranchal.



## COMBINED FINANCE AND REVENUE ACCOUNTS OF THE UNION AND STATE GOVERNMENTS IN INDIA FOR THE YEAR 2001-02

**No. 28-C-6705-ACCOUNT of LOANS for COMMAND AREA DEVELOPMENT showing the amounts ADVANCED and REPaid during the year ended 31st March, 2002 and the BALANCES of such Loans at the commencement and at the end of the year 2001-02-Contd.**

(In thousands of rupees)

Item No.	STATE GOVERNMENTS								Total carried over
	Gujarat	Haryana	Himachal Pradesh	Jammu and Kashmir	Jharkhand	Karnataka	Kerala	Madhya Pradesh	
1									0
2									0
3									0
4	0	0	0	0	0	0	0	0	0
5									0
6									0
7									0
8	0	0	0	0	0	0	0	0	0
9								38808	607077
10									0
11									70464
12	0	0	0	0	0	0	0	38808	536613
13									0
14									0
15									0
16	0	0	0	0	0	0	0	0	0
17	2					34121		1250	35839
18									0
19								87	87
20	2	0	0	0	0	34121	0	1163	35752
21	2	0	0	0	0	34121	0	40058	642916
22	0	0	0	0	0	0	0	0	0
23	0	0	0	0	0	0	0	87	70551
24	2	0	0	0	0	34121	0	39971 (A)	572365
25									9225

(A) includes Rs. 38808 thousands is yet to be allocated.

Loans and Advances

**No. 28-C-6705-ACCOUNT of LOANS for COMMAND AREA DEVELOPMENT showing the amounts ADVANCED and REPAYED during the year ended 31st March, 2002 and the BALANCES of such Loans at the commencement and at the end of the year 2001-02-Contd.**

	Total brought forward	STATE GOVERNMENTS					Orissa	Item No.
		Maharashtra	Manipur	Meghalaya	Mizoram	Nagaland		
<b>001-Area Development-</b>								
Balance 1st April, 2001	0						2750	1
Advanced during the year	0							2
Repaid during the year	0							3
Balance 31st March, 2002	0	0	0	0	0	0	2750	4
<b>101-Indira Canal Project Areas-</b>								
Balance 1st April, 2001	0							5
Advanced during the year	0							6
Repaid during the year	0							7
Balance 31st March, 2002	0	0	0	0	0	0	0	8
<b>190-Loans to Public Sector and other Undertakings-</b>								
Balance 1st April, 2001	607077	44622						9
Advanced during the year	0							10
Repaid during the year	70464	1						11
Balance 31st March, 2002	536613	44621	0	0	0	0	0	12
<b>796-Tribal Area Sub-plan-</b>								
Balance 1st April, 2001	0							13
Advanced during the year	0							14
Repaid during the year	0							15
Balance 31st March, 2002	0	0	0	0	0	0	0	16
<b>800-Other Loans-</b>								
Balance 1st April, 2001	35839	1					27366	17
Advanced during the year	0							18
Repaid during the year	87							19
Balance 31st March, 2002	35752	1	0	0	0	0	27366	20
<b>Total: Loans for Command Area Development-</b>								
Balance 1st April, 2001	642916	44623	0	0	0	0	30116	21
Advanced during the year	0	0	0	0	0	0	0	22
Repaid during the year	70551	1	0	0	0	0	0	23
Balance 31st March, 2002	572365	44622	0	0	0	0	30116	24
Interest received & credited to revenue	9225							25

(In thousands of rupees)

## COMBINED FINANCE AND REVENUE ACCOUNTS OF THE UNION AND STATE GOVERNMENTS IN INDIA FOR THE YEAR 2001-02.

No. 28-C-6705-ACCOUNT of LOANS for COMMAND AREA DEVELOPMENT showing the amounts ADVANCED and REPAID during the year ended 31st March, 2002 and the BALANCES of such Loans at the commencement and at the end of the year 2001-02-Concl'd.

Item No.	STATE GOVERNMENTS								Total
	Punjab	Rajasthan	Sikkim	Tamil Nadu	Tripura	Uttar Pradesh	Uttaranchal	West Bengal	
1									2750
2									0
3									0
4	0	0	0	0	0	0	0	0	2750
5									0
6									0
7									0
8	0	0	0	0	0	0	0	0	0
9	2505762					20970			3178431
10									0
11									70465
12	2505762	0	0	0	0	20970	0	0	3107966
13									0
14									0
15									0
16	0	0	0	0	0	0	0	0	0
17		152283		753134		740592	-25	8560	1717750
18									0
19		1430		5		2	17	7	1548
20	0	150853	0	753129	0	740590	-42	8553	1716202
21	2505762	152283	0	753134	0	761562	-25	8560	4898931
22	0	0	0	0	0	0	0	0	0
23	0	1430	0	5	0	2	-17	7	72013
24	2505762	150853	0	753129	0	761560 (A)	-42	8553	4826918
25		21							9246

(A) Includes Rs. 761567 thousands is yet to be allocated.

Loans and Advances

## No. 29-A-2711-ACCOUNT of EXPENDITURE on FLOOD CONTROL AND DRAINAGE for the year ended 31st March, 2002.

	Union Government	U.T. Govt. Pondicherry	STATE GOVERNMENTS							Item No.
			Andhra Pradesh	Arunachal Pradesh	Assam	Bihar	Chhattisgarh	NCT Delhi	Goa	
(In thousands of rupees)										
<b>01-Flood Control-</b>										
001-Direction and Administration	3572				540922	402484		43590		1
050-Land										2
052-Machinery and Equipment	100				19174			38868		3
103-Civil Works		1300			140144				3145	4
191-Assistance to Local Bodies and Municipalities/Municipal Corporations										5
796-Tribal Area Sub-Plan										6
799-Suspense	800									7
800-Other Expenditure	1122984		16511	99999						8
<b>Total: 01</b>	<b>1127456</b>	<b>1300</b>	<b>16511</b>	<b>99999</b>	<b>700233</b>	<b>402484</b>	<b>0</b>	<b>82458</b>	<b>3145</b>	<b>9</b>
<b>02-Anti Sea Erosion Projects-</b>										
001-Direction and Administration										10
050-Land										11
052-Machinery and Equipment										12
103-Civil Works	1130								321	13
799-Suspense										14
800-Other Expenditure	53778									15
<b>Total: 02</b>	<b>54908</b>	<b>0</b>	<b>0</b>	<b>0</b>	<b>0</b>	<b>0</b>	<b>0</b>	<b>0</b>	<b>321</b>	<b>16</b>
<b>03-Drainage-</b>										
001-Direction and Administration										17
050-Land										18
052-Machinery and Equipment								219911		19
103-Civil Works		1500	697330							20
797-Transfer to Reserve Funds and Deposit Accounts			(A)							21
799-Suspense			-140							22
800-Other Expenditure		2003				74430		2775		23
<b>Total: 03</b>	<b>0</b>	<b>3503</b>	<b>697190</b>	<b>0</b>	<b>0</b>	<b>74430</b>	<b>0</b>	<b>222686</b>	<b>0</b>	<b>24</b>
<b>80-General-</b>										
002-Data Collection										25
004-Research										26
005-Survey and Investigation										27
800-Other Expenditure										28
<b>Total: 80</b>	<b>0</b>	<b>0</b>	<b>0</b>	<b>0</b>	<b>0</b>	<b>0</b>	<b>0</b>	<b>0</b>	<b>0</b>	<b>29</b>
<b>Total: Expenditure on Flood Control and Drainage</b>	<b>1182364</b>	<b>4803</b>	<b>713701</b>	<b>99999</b>	<b>700233</b>	<b>476914</b>	<b>0</b>	<b>305144</b>	<b>3466</b>	<b>30</b>
Charged						28				31
Voted	1182364	4803	713701	99999	700205	476914	0	305144	3466	32

(A) Amount transferred to Drainage Cess Fund.



## COMBINED FINANCE AND REVENUE ACCOUNTS OF THE UNION AND STATE GOVERNMENTS IN INDIA FOR THE YEAR 2001-02

## No. 29-A-2711-ACCOUNT of EXPENDITURE on FLOOD CONTROL AND DRAINAGE for the year ended 31st March, 2002-Contd.

Item No.	STATE GOVERNMENTS								Total carried over
	Gujarat	Haryana	Himachal Pradesh	Jammu and Kashmir	Jharkhand	Karnataka	Kerala	Madhya Pradesh	
1	7245			228434			919		1227166
2									0
3	1386								59528
4	12925			14463			42516		214493
5							27500		27500
6									0
7			368	-114					1047
8				600					1240094
9	21556	0	368	243383	0	0	70935	0	2769828
10							3878		3878
11									0
12									0
13						4980	93849		100280
14									0
15							7651		61429
16	0	0	0	0	0	4980	105378	0	165587
17									0
18									0
19									219911
20	7326								706156
21									-140
22									0
23									79208
24	7326	0	0	0	0	0	0	0	1005135
25									0
26									0
27									0
28									0
29	0	0	0	0	0	0	0	0	0
30	28882	0	368	243383	0	4980	176313	0	3940550
31	637								665
32	28245	0	368	243383	0	4980	176313	0	3939885

## No. 29-A-2711-ACCOUNT of EXPENDITURE on FLOOD CONTROL AND DRAINAGE for the year ended 31st March, 2002-Contd.

	Total brought forward	(In thousands of rupees)						Item No.
		STATE GOVERNMENTS						
		Maharashtra	Manipur	Meghalaya	Mizoram	Nagaland	Orissa	
<b>01-Flood Control-</b>								
001-Direction and Administration	1227166		56880					1
050-Land	0							2
052-Machinery and Equipment	59528		14423					3
103-Civil Works	214493			3561				4
191-Assistance to Local Bodies and Municipalities/Municipal Corporations	27500							5
796-Tribal Area Sub-Plan	0							6
799-Suspense	1047		982					7
800-Other Expenditure	1240094			134			194039	8
<b>Total: 01</b>	<b>2769828</b>	<b>0</b>	<b>72285</b>	<b>3695</b>	<b>0</b>	<b>0</b>	<b>194039</b>	<b>9</b>
<b>02-Anti Sea Erosion Projects-</b>								
001-Direction and Administration	3878							10
050-Land	0							11
052-Machinery and Equipment	0							12
103-Civil Works	100280							13
799-Suspense	0							14
800-Other Expenditure	61429						31101	15
<b>Total: 02</b>	<b>165587</b>	<b>0</b>	<b>0</b>	<b>0</b>	<b>0</b>	<b>0</b>	<b>31101</b>	<b>16</b>
<b>03-Drainage-</b>								
001-Direction and Administration	0	32863						17
050-Land	0							18
052-Machinery and Equipment	219911	298						19
103-Civil Works	706156	22221						20
797-Transfer to Reserve Funds and Deposit Accounts	-140							21
799-Suspense	0	5						22
800-Other Expenditure	79208							23
<b>Total: 03</b>	<b>1005135</b>	<b>55377</b>	<b>0</b>	<b>0</b>	<b>0</b>	<b>0</b>	<b>0</b>	<b>24</b>
<b>80-General-</b>								
002-Data Collection	0							25
004-Research	0							26
005-Survey and Investigation	0							27
800-Other Expenditure	0		12					28
<b>Total: 80</b>	<b>0</b>	<b>0</b>	<b>12</b>	<b>0</b>	<b>0</b>	<b>0</b>	<b>0</b>	<b>29</b>
<b>Total: Expenditure on Flood Control and Drainage</b>	<b>3940550</b>	<b>55377</b>	<b>72297</b>	<b>3695</b>	<b>0</b>	<b>0</b>	<b>225140</b>	<b>30</b>
Charged	665							31
Voted	3939885	55377	72297	3695	0	0	225140	32

**No. 29-A-2711-ACCOUNT of EXPENDITURE on FLOOD CONTROL AND DRAINAGE for the year ended 31st March, 2002-Concl'd.**

Item No.	STATE GOVERNMENTS								Total
	Punjab	Rajasthan	Sikkim	Tamil Nadu	Tripura	Uttar Pradesh	Uttaranchal	West Bengal	
1	343425				49355			6	1676832
2									0
3								10997	84948
4	65883		91804			171911	14881	174927	737460
5									27500
6									0
7								-3040	-1011
8				17140	32384			14158	1497949
9	409308	0	91804	17140	81739	171911	14881	197048	4023678
10									3878
11									0
12									0
13									100280
14									0
15									92530
16	0	0	0	0	0	0	0	0	196688
17	2875							19386	55124
18									0
19								10347	230556
20	61191					60490		165899	1015957
21									140
22	942							-5950	-5013
23				8039				232308	319555
24	65008	0	0	8039	0	60490	0	421990	1616039
25								288	288
26								2154	2154
27								2426	2426
28								793899	793911
29	0	0	0	0	0	0	0	798767	798779
30	474316	0	91804	25179	81739	232401	14881	1417805	6635184
31									665
32	474316	0	91804	25179	81739	232401	14881	1417805	6634519

**No. 29-B-4711-ACCOUNT of CAPITAL OUTLAY on FLOOD CONTROL PROJECTS during and to the end of the year 2001-02**

	(In thousands of rupees)	
	Expenditure	
	During the year	To end of the year
<b>UNION GOVERNMENT</b>		
<b>01-Flood Control-</b>		
103-Civil Works		2494
800-Other Expenditure	30633	347814
Daman Gangā Reservoir Project		—
<b>02-Anti-sea Erosion Projects-</b>		
052- Machinery and Equipment		9449
103-Civil Works	18623	93467
800-Other Expenditure	11612	250608
Daman Gangā Project		—
Dredging in River Brahmaputra		—
<b>03-Drainage-</b>		
001-Direction and Administration		5537
052-Machinery and Equipment		609
799-Stores Suspense		-8472
800-Other Expenditure		361210
<b>Total: Union Government</b>	<b>60868</b>	<b>1062716</b>
<b>UNION TERRITORY GOVERNMENT</b>		
<b>PONDICHERRY</b>		
<b>01-Flood Control-</b>		
103-Civil Works	16851	114644
800-Other Expenditure		20498
<b>02-Anti-sea Erosion Projects-</b>		
103-Civil Works	2360	35532
<b>03- Drainage -</b>		
103-Civil Works	4725	80370
800- Other Expenditure	10653	118795
<b>Total: Government of Pondicherry</b>	<b>34589</b>	<b>369839</b>
<b>STATE GOVERNMENTS</b>		
<b>ANDHRA PRADESH</b>		
<b>01- Flood Control-</b>		
103-Civil Works	381687	1460103
<b>03-Drainage-</b>		
001-Direction and Administration	66402	779678
103-Civil Works	158263	4817439
<b>Total: Government of Andhra Pradesh</b>	<b>606352</b>	<b>7057220</b>

**No. 29-B-4711-ACCOUNT of CAPITAL OUTLAY on FLOOD CONTROL PROJECTS during and to the end of the year 2001-02-Contd.**

	(In thousands of rupees)	
	Expenditure	
	During the year	To end of the year
<b>ARUNACHAL PRADESH</b>		
<b>01-Flood Control-</b>		
001-Direction and Administration	5699	22528
052-Machinery and Equipment		3516
800-Other Expenditure	31099	290285
<b>02-Anti-sea Erosion Projects-</b>		
800-Other Expenditure		51361
<b>Total: Government of Arunachal Pradesh</b>	<b>36798</b>	<b>367690</b>
<b>ASSAM</b>		
<b>01-Flood Control-</b>		
001-Direction and Administration		22981
052-Machinery and Equipment		2835
103-Civil Works	173545	3882658
799-Stores/Suspense		11162
800-Other Expenditure	2168	2944481
<b>Total: Government of Assam</b>	<b>175713</b>	<b>6864117</b>
<b>BIHAR</b>		
<b>01-Flood Control-</b>		
001-Direction and Administration	535847	582944
201-North Bihar Flood Control Projects-		6015886
202-South Bihar Flood Control Projects		815317
203-Priority Flood Control Projects	333448	1901977
800-Other Expenditure		342176
<b>03-Drainage-</b>		
800-Other Expenditure		265882
<b>Total: Government of Bihar</b>	<b>869295</b>	<b>9924182</b>
<b>CHHATTISGARH</b>		
<b>01-Flood Control:</b>		
103-Civil Works	1032	1118
800-Other Expenditure		
<b>Total: Government of Chhattisgarh</b>	<b>1032</b>	<b>1118</b>

**No. 29-B-4711-ACCOUNT OF CAPITAL OUTLAY on FLOOD CONTROL PROJECTS during and  
to the end of the year 2001-02-Contd.**

	(In thousands of rupees)	
	During the year	To end of the year
<b>NCT DELHI</b>		
<b>01-Flood Control-</b>		
800-Other Expenditure	16718	157901
<b>03-Drainage-</b>		
799-Suspense	-13976	-5283
800-Other Expenditure	184679	2570891
<b>Total: Government of NCT Delhi</b>	<b>187421</b>	<b>2723509</b>
Charged	11046	34757
Voted	176375	2688752
<b>GOA</b>		
<b>01-Flood Control-</b>		
103-Civil Works	6726	41285
<b>02-Anti-Sea Erosion Works-</b>		
103-Civil Works	2960	16597
<b>03-Drainage-</b>		
103-Civil Works	5815	28246
800-Other Expenditure	-	24191
<b>Total: Government of Goa</b>	<b>15501</b>	<b>110319</b>
<b>GUJARAT</b>		
<b>01-Flood Control-</b>		
001-Direction and Administration	2888	19976
052-Machinery and Equipment	-	779
103-Civil Works	4714	229941
799-Stores Suspense	-	516
800-Other Expenditure	-	30190
<b>03-Drainage-</b>		
001-Direction and Administration	68146	555908
052-Machinery and Equipment	93	10201
103-Civil Works	50141	944737
799-Suspense	-2	753
<b>Total: Government of Gujarat</b>	<b>125980</b>	<b>1793001</b>
<b>HARYANA</b>		
<b>01-Flood Control-</b>		
103-Civil Works	-	2264759
<b>Total: Government of Haryana</b>	<b>0</b>	<b>2264759</b>

**No. 29-B-4711-ACCOUNT of CAPITAL OUTLAY on FLOOD CONTROL PROJECTS during and to the end of the year 2001-02-Contd.**

	(In thousands of rupees)	
	During the year	To end of the year
<b>HIMACHAL PRADESH</b>		
<b>01-Flood Control-</b>		
052-Machinery and Equipment	-	213
796-Tribal Area Sub-Plan	14816	79548
800-Other Expenditure	59627	372109
<b>03-Drainage-</b>		
796-Tribal Area Sub-Plan	-	181
800-Other Expenditure	-	9128
<b>Total: Government of Himachal Pradesh</b>	<b>74443</b>	<b>461179</b>
<b>JAMMU AND KASHMIR</b>		
<b>01-Flood Control-</b>		
001-Direction and Administration	-	121222
103-Civil Works	-	1553983
799-Stores Suspense	55314	-485
800-Other Expenditure	-	-
<b>02-Anti-sea Erosion Projects-</b>		
052-Machinery and Equipment	-	147
800-Other Expenditure	-	70677
<b>Total: Government of Jammu and Kashmir</b>	<b>55314</b>	<b>1745544</b>
<b>JHARKHAND</b>		
<b>01-Flood Control</b>		
796-Tribal area sub-plan	14862	14862
<b>Total: Government of Jharkhand</b>	<b>14862</b>	<b>14862</b>
<b>KARNATAKA</b>		
<b>01-Flood Control</b>		
103-Civil Works	61779	459596
<b>02-Anti-sea Erosion Projects-</b>		
001-Direction and Administration	6459	46803
103-Civil Works	35	626600
<b>Total: Government of Karnataka</b>	<b>68273</b>	<b>1132999</b>
<b>KERALA</b>		
<b>01-Flood Control-</b>		
001-Direction and Administration	6453	120559
052-Machinery and Equipment	807	15000
103-Civil Works	32162	669033
<b>02-Anti-sea Erosion Projects-</b>		
001-Direction and Administration	21293	369351
052-Machinery and Equipment	2661	45829
103-Civil Works	135415	1795491
800-Other Expenditure	2793	22893
<b>Total: Government of Kerala</b>	<b>201584</b>	<b>3038156</b>

# Includes Rs. 62985 thousands on account of previous 1974-75 outlays not allocated

**No. 29-B-4711-ACCOUNT of CAPITAL OUTLAY on FLOOD CONTROL PROJECTS during and to the end of the year 2001-02-Contd.**

	(In thousands of rupees)	
	Expenditure	
	During the year	To end of the year
<b>MADHYA PRADESH</b>		
<b>01-Flood Control-</b>		
103-Civil Works	2200	102545
800-Other Expenditure	-	76825
<b>Total: Government of Madhya Pradesh</b>	<b>2200</b>	<b>179370</b>
<b>MAHARASHTRA</b>		
<b>01-Flood Control-</b>		
103-Civil Works	6142	178885
<b>02-Anti-sea Erosion Projects-</b>		
001-Direction and Administration	-	-
103-Civil Works	34532	280003
<b>03-Drainage-</b>		
103-Civil Works	5307	5307
190-Investment in Public sector and other Undertakings	27202	137594
<b>Total: Government of Maharashtra</b>	<b>73183</b>	<b>601789</b>
<b>MANIPUR</b>		
<b>01-Flood Control-</b>		
103-Civil Works	-	179066
106-Original Works	-	178621
800-Other Expenditure	3243	130350
<b>Total: Government of Manipur</b>	<b>3243</b>	<b>488037</b>
<b>MEGHALAYA</b>		
<b>01-Flood Control-</b>		
001-Direction and Administration	-	631
052-Machinery and Equipment	-	7
103-Civil Works	19296	277246
799-Stores Suspense	-	24
800-Other Expenditure	-	-
<b>Total: Government of Meghalaya</b>	<b>19296</b>	<b>277908</b>
<b>ORISSA</b>		
<b>01-Flood Control-</b>		
001-Direction and Administration	-	4363
052-Machinery and Equipment	-	916
103-Civil Works	30848	997963
800-Other Expenditure	-	1037476
<b>02-Anti-sea Erosion Projects-</b>		
001-Direction and Administration	-	288
052-Machinery and Equipment	-	113
103-Civil Works	3120	102700
<b>03-Drainage-</b>		
001-Direction and Administration	5406	5430
052-Machinery and Equipment	-	10
103-Civil Works	4199	225994
<b>Total: Government of Orissa</b>	<b>43573</b>	<b>2375253</b>

(A) Includes Rs. 176222 thousands yet to be allocated between M.P. and Chhattisgarh.



**No. 29-B-4711-ACCOUNT of CAPITAL OUTLAY on FLOOD CONTROL PROJECTS during and to the end of the year 2001-02-Contd.**

	(In thousands of rupees)	
	Expenditure	
	During the year	To end of the year
<b>PUNJAB</b>		
<b>01-Flood Control-</b>		
001-Direction and Administration	-131	-1092
103-Civil Works	318774	2116925
799-Stores Suspense	6353	33569
901-Deduct Receipt and Recoveries on Capital Account	-295	-3427
<b>03-Drainage-</b>		
001-Direction and Administration	38282	449080
103-Civil Works	933216	5241851
799-Stores Suspense	44530	260770
901-Deduct Receipts and Recoveries on Capital Account	-6891	-13311
<b>Total: Government of Punjab</b>	<b>1334100</b>	<b>8086549</b>
<b>RAJASTHAN</b>		
<b>01-Flood Control-</b>		
001-Direction & Administration	--	--
002-Bharatpur Flood Control	--	--
003-Flood Control in other Distt.	--	--
052-Machinery and Equipment	11435	26156
103-Civil Works	27554	983416
800-Other Expenditure	--	--
799-Stores Suspense	-104	399525
<b>Total: Government of Rajasthan</b>	<b>38585</b>	<b>1409097</b>
<b>TAMIL NADU</b>		
<b>01-Flood Control-</b>		
001-Direction and Administration	--	11
103-Civil Works	20794	305332
800-Other Expenditure	6064	175913
<b>02-Anti-sea Erosion Projects-</b>		
001-Direction and Administration	--	8549
103-Civil Works	23917	221978
<b>03-Drainage-</b>		
103-Civil Works	--	69955
<b>Total: Government of Tamil Nadu</b>	<b>50775</b>	<b>781738</b>
<b>TRIPURA</b>		
<b>01-Flood Control-</b>		
001-Direction and Administration	8650	190293
799-Stores Suspense	--	-575
800-Other Expenditure	36277	426388
<b>Total: Government of Tripura</b>	<b>44927</b>	<b>616106</b>

**350** COMBINED FINANCE AND REVENUE ACCOUNTS OF THE UNION AND STATE GOVERNMENTS IN INDIA FOR THE YEAR 2001-02

**No. 29-B-4711-ACCOUNT of CAPITAL OUTLAY on FLOOD CONTROL PROJECTS during and to the end of the year 2001-02-Concl'd.**

		(In thousands of rupees)	
		Expenditure	
		During the year	To end of the year
<b>UTTAR PRADESH</b>			
<b>01-Flood Control-</b>			
052-Machinery and Equipment		1145	61166
103-Civil Works		214752	4850436
104-Drainage in Industrial Estates			4826
799-Stores Suspense		3261	5404
<b>03-Drainage-</b>			
052-Machinery and Equipment		80	80
103-Civil Works		50083	511878
799-Stores Suspense		43171	68793
800-Other Expenditure		--	-344932
<b>Total: Government of Uttar Pradesh</b>		<b>312492</b>	<b>5146843</b>
<b>UTTARANCHAL</b>			
<b>01 Flood Control</b>			
052-Machinery & Equipment			
103-Civil Works		32134	31874
<b>Total: Government of Uttaranchal</b>		<b>32134</b>	<b>31874</b>
<b>WEST BENGAL</b>			
<b>01-Flood Control-</b>			
103-Civil Works-		644095	5766608
800-Other Expenditure		149076	149076
<b>02-Anti-sea Erosion Projects-</b>			
103-Civil Works		30427	124340
<b>03-Drainage-</b>			
103-Civil Works		330366	3739149
<b>Total: Government of West Bengal</b>		<b>1153964</b>	<b>9779173</b>
<b>Total: Capital Outlay on Flood Control Projects</b>		<b>5636497</b>	<b>68704947</b>

(A) Includes Rs. 4568052 thousands yet to be allocated between U.P. and Uttaranchal.



## No. 30-0801-ACCOUNT of RECEIPTS from POWER for the year ended 31st March, 2002

(In thousands of rupees)

	Union Government	U.T. Govt. Pondicherry	STATE GOVERNMENTS							Item No.
			Andhra Pradesh	Arunachal Pradesh	Assam	Bihar	Chhattisgarh	NCT Delhi	Goa	
<b>01-Hydel Generation-</b>										
101-Machkund Hydro-Electric (Joint) Scheme			117484				45			1
102-Tungabhadra Hydro Electric Power			25158							2
103-Rangoli Power Project			217936							3
104-Nagarjuna Sagar Hydle Scheme										4
202-Karnataka power corporation Ltd.										5
601-Sindh & Mohra Power Houses										6
602-Jammu, Nizam Sahib Poonch and Rajori Power Houses										7
604-Chenani Power House										8
800-Other Receipts			4785	116678						9
900-Deduct-Refunds										10
<b>02-Thermal Power Generation-</b>										
101-Badarpur Thermal Power Projects										11
601-Thermal Power Kalakate										12
800-Other Receipts	9936257									13
<b>03-Nuclear Power Generation-</b>										
101-Rajasthan Atomic Power Station	6073243									14
104-Lease Charges of Fuel	12356912									15
800-Other Receipts	27936									16
<b>04-Diesel/Gas Power Generation-</b>										
101-Power House at Nicobar	246997									17
102-Supply of Electricity in Lakshadwee	70984									18
800-Other Receipts										19
<b>05-Transmission and Distribution-</b>										
101-Sale of Power		2793112							4160632	20
102-Chandigarh Electric Scheme	2081812									21
800-Other Receipts	1038776	19438	107923						23188	22
900-Deduct-Refunds		-154								23
<b>06-Rural Electrification-</b>										
800-Other Receipts										24
<b>80-General-</b>										
800-Other Receipts	78488			1887				527	204	25
900-Deduct-Refunds										26
<b>Total: Receipts from Power</b>	<b>31911405</b>	<b>2812396</b>	<b>473286</b>	<b>118565</b>	<b>0</b>	<b>45</b>	<b>0</b>	<b>527</b>	<b>4184024</b>	<b>27</b>

## No. 30-0801-ACCOUNT of RECEIPTS from POWER for the year ended 31st March, 2002-Contd.

(In thousands of rupees)

Item No.	STATE GOVERNMENTS							Total carried over	
	Gujarat	Haryana	Himachal Pradesh	Jammu and Kashmir	Jharkhand	Karnataka	Kerala		Madhya Pradesh
1									117529
2									25158
3									217936
4									0
5						366700			366700
6									0
7									0
8									0
9		21471	71253			572		3	214762
10									0
11									0
12									0
13									9936257
14									6073243
15									12356912
16									27936
17									246997
18									70984
19									0
20									6953744
21									2081812
22									1189325
23									154
24									0
25	136			2320197	23			460	2401922
26									0
27	136	21471	71253	2320197	23	367272	0	463	42281063

## No. 30-0801-ACCOUNT of RECEIPTS from POWER for the year ended 31st March, 2002-Contd.

(In thousands of rupees)

	Total brought forward	STATE GOVERNMENTS						Item No.
		Maharashtra	Manipur	Meghalaya	Mizoram	Nagaland	Orissa	
<b>01-Hydel Generation-</b>								
101-Machkund Hydro-Electric (Joint) Scheme	117529							1
102-Tungabhadra Hydro Electric Power	25158							2
103-Rangoli Power Project	217936							3
104-Nagarjuna Sagar-Hyde-Scheme	0							4
202-Karnataka power corporation Ltd.	366700							5
601-Sindh & Mohra Power Houses	0							6
602-Jammu, Nizam Sahib Poonch and Rajori Power Houses	0							7
604-Chenani Power House	0							8
800-Other Receipts	214762	856970			33	24		9
900-Deduct-Refunds	0							10
<b>02-Thermal Power Generation-</b>								
101-Badarpur Thermal Power Projects	0							11
601-Thermal Power Kalakate	0							12
800-Other Receipts	9936257							13
<b>03-Nuclear Power Generation-</b>								
101-Rajasthan Atomic Power Station	6073243							14
104-Lease Charges of Fuel	12356912							15
800-Other Receipts	-27936							16
<b>04-Diesel/Gas Power Generation-</b>								
101-Power House at Nicobar	246997							17
102-Supply of Electricity in Lakshadweep	70984							18
800-Other Receipts	0							19
<b>05-Transmission and Distribution-</b>								
101-Sale of Power	6953744							20
102-Chandigarh Electric Scheme	2081812							21
800-Other Receipts	1189325				17072	194490		22
900-Deduct-Refunds	-154							23
<b>06-Rural Electrification-</b>								
800-Other Receipts	0		184584			340		24
<b>80-General-</b>								
800-Other Receipts	2401922		12699		213336	34465	31846	25
900-Deduct-Refunds	0							26
<b>Total: Receipts from Power</b>	<b>42281063</b>	<b>856970</b>	<b>197283</b>	<b>0</b>	<b>230441</b>	<b>229319</b>	<b>31846</b>	<b>27</b>

No. 30-0801-ACCOUNT of RECEIPTS from POWER for the year ended 31st March, 2002-Concl'd.

(In thousands of rupees)

Item No.	STATE GOVERNMENTS								Total
	Punjab	Rajasthan	Sikkim	Tamil Nadu	Tripura	Uttaranchal	Uttar Pradesh	West Bengal	
1									117529
2									25158
3									217936
4									0
5									366700
6									0
7									0
8									0
9			118451		462034	175			1652449
10									0
11									0
12									0
13									9936257
14									6073243
15									12356912
16									27936
17									246997
18									70984
19									0
20									6953744
21									2081812
22									1400887
23									154
24								95	185019
25		233		564					2695065
26									0
27	0	233	118451	564	462034	175	0	95	44408474





## COMBINED FINANCE AND REVENUE ACCOUNTS OF THE UNION AND STATE GOVERNMENTS IN INDIA FOR THE YEAR 2001-02

## No. 30-A-2801-ACCOUNT of EXPENDITURE on POWER for the year ended 31st March, 2002-Contd.

(In thousands of rupees)

Item No.	STATE GOVERNMENTS								Total carried over
	Gujarat	Haryana	Himachal Pradesh	Jammu and Kashmir	Jharkhand	Karnataka	Kerala	Madhya Pradesh	
1				71422					1214607
2									0
3									0
4				8776100					8776100
5									60000
6									8483
7									65243
8									16812
9									560000
10				25120					25120
11				18311					18311
12	0	0	0	8890953	0	0	0	0	10744676
13									22701
14									0
15									0
16									0
17									9883681
18									0
19				-17					-17
20				2543				201600	338873
21	0	0	0	2526	0	0	0	201600	10245238
22									0
23									0
24									0
25									0
26									7800712
27									143110
28									2112971
29									0
30									5505000
31	0	0	0	0	0	0	0	0	15561793



## COMBINED FINANCE AND REVENUE ACCOUNTS OF THE UNION AND STATE GOVERNMENTS IN INDIA FOR THE YEAR 2001-02

## No. 30-A-2801-ACCOUNT of EXPENDITURE on POWER for the year ended 31st March, 2002-Contd.

Item No.	STATE GOVERNMENTS								Total
	Punjab	Rajasthan	Sikkim	Tamil Nadu	Tripura	Uttar Pradesh	Uttaranchal	West Bengal	
1.					19597				1360939
2.									0
3.									0
4.			270						8777318
5.			30000						1047522
6.									56407
7.									65243
8.									16812
9.									560000
10.									24951
11.			48899		7435				172430
12.	0	0	79169	0	27032	0	0	0	12081622
13.									22701
14.									0
15.									0
16.									372835
17.									9883681
18.									0
19.									-17
20.									338873
21.	0	0	0	0	0	0	0	0	10618073
22.									0
23.									0
24.									0
25.									0
26.									7800712
27.									143110
28.									2112971
29.									0
30.									5505000
31.	0	0	0	0	0	0	0	0	15561793

Economic Services

## No. 30-A-2801-ACCOUNT of EXPENDITURE on POWER for the year ended 31st March, 2002-Contd.

	Union Government	U.T. Govt. Pondicherry	STATE GOVERNMENTS							Item No.
			Andhra Pradesh	Arunachal Pradesh	Assam	Bihar	Chhattisgarh	NCT. Delhi	Goa	
(In thousands of rupees)										
<b>04-Diesel/Gas Power Generation-</b>										
001-Direction and Administration	17748									1
005-Investigation										2
052-Machinery and Equipment										3
101-Power House at Phoenix Bay	135953									4
102-Power House at Chatham	377885									5
103-Other Power House	279227									6
104-Supply of Electricity in Lakshadweep	190246									7
799-Suspense										8
800-Other Expenditure										9
<b>Total: 04</b>	<b>1001059</b>	<b>0</b>	<b>0</b>	<b>0</b>	<b>0</b>	<b>0</b>	<b>0</b>	<b>0</b>	<b>0</b>	<b>10</b>
<b>05-Transmission and Distribution-</b>										
001-Direction and Administration	102309	177920							338449	11
005-Investigation										12
052-Machinery and Equipment										13
101-Transmission and Distribution of Power at Chandigarh	2095604									14
102-Transmission and Distribution of Power at Port Blair	58088									15
796-Tribal Area Sub-plan	1525									16
799-Suspense	4967								8061	17
800-Other Expenditure	22760	3909046	20946689	80279					3705516	18
911-Deduct Recoveries of Overpayment		-131								19
<b>Total: 05</b>	<b>2285253</b>	<b>4086835</b>	<b>20946689</b>	<b>80279</b>	<b>0</b>	<b>0</b>	<b>0</b>	<b>0</b>	<b>4052026</b>	<b>20</b>
<b>06-Rural Electrification-</b>										
001-Direction and Administration										21
005-Investigation										22
052-Machinery and Equipment				8456						23
101-Purchase of Power							56500			24
789-Special Component Plan for SCs							28547			25
793-Special Central Assistance for Scheduled Caste Component Plan							5000			26
794-Special Central Assistance for Tribal Sub-plan							10254			27
796-Tribal Area Sub Plan							55563			28
799-Suspense										29
800-Other Expenditure	550000		1000				1250			30
<b>Total: 06</b>	<b>550000</b>	<b>0</b>	<b>1000</b>	<b>8456</b>	<b>0</b>	<b>0</b>	<b>157114</b>	<b>0</b>	<b>0</b>	<b>31</b>
<b>80-General-</b>										
001-Direction and Administration										32
003-Training	125368									33
004-Research and Development	82500									34
005-Investigation										35
101-Assistance to Electricity Boards			317256				642542	9645000		36
793-Special Central Assistance for Scheduled Caste Component Plan										37
796-Tribal Area Sub-plan										38
797-Transfer to/from Reserve Funds and Deposit Accounts										39
798-International Co-operation	21									40
799-Suspense										41
800-Other Expenditure	7340618				45504	129523				42
911-Deduct Recoveries of Overpayment								19296		43
<b>Total: 80</b>	<b>7548507</b>	<b>0</b>	<b>317256</b>	<b>0</b>	<b>45504</b>	<b>129523</b>	<b>642542</b>	<b>9664296</b>	<b>0</b>	<b>44</b>
<b>Total: Expenditure on Power</b>	<b>36864681</b>	<b>4086835</b>	<b>23046981</b>	<b>148735</b>	<b>180234</b>	<b>129523</b>	<b>799656</b>	<b>9664296</b>	<b>4052026</b>	<b>45</b>
Charged	349	235						2608		46
Voted	36864332	4086600	23046981	148735	180234	129523	799656	9661688	4052026	47

## COMBINED FINANCE AND REVENUE ACCOUNTS OF THE UNION AND STATE GOVERNMENTS IN INDIA FOR THE YEAR 2001-02

## No. 30-A-2801-ACCOUNT of EXPENDITURE on POWER for the year ended 31st March, 2002-Contd.

(In thousands of rupees)

Item No.	STATE GOVERNMENTS								Total carried over
	Gujarat	Haryana	Himachal Pradesh	Jammu and Kashmir	Jharkhand	Karnataka	Kerala	Madhya Pradesh	
1									17748
2									0
3									0
4									135953
5									377885
6									279227
7									190246
8									0
9									0
10	0	0	0	0	0	0	0	0	1001059
11									618678
12									0
13									0
14									2095604
15									58088
16									1525
17				-150					12878
18		7889136		112404					36665830
19									-131
20	0	7889136	0	112254	0	0	0	0	39452472
21									0
22									0
23									8456
24									56500
25									28547
26								32260	37260
27								40902	51156
28	131453							41213	228229
29				-7278				36642	29364
30	1943			942323				99592	1596108
31	133396	0	0	935045	0	0	0	250609	2035620
32									0
33									125368
34									82500
35									0
36	33632481		835861			23172963		19917547	88163650
37									0
38									0
39									0
40									21
41									0
42	1736643					38553		339	9291180
43		15000	1756						36052
44	35369124	15000	837617	0	0	23211516	0	19917886	97698771
45	35502520	7904136	837617	9940778	0	23211516	0	20370095	176739629
46	14800	15000		1667		26800			61459
47	35487720	7889136	837617	9939111	0	23184716	0	20370095	176678170

## No. 30-A-2801-ACCOUNT of EXPENDITURE on POWER for the year ended 31st March, 2002-Contd.

(In thousands of rupees)

	Total brought forward	STATE GOVERNMENTS						Item No.
		Maharashtra	Manipur	Meghalaya	Mizoram	Nagaland	Orissa	
<b>04-Diesel/Gas Power Generation-</b>								
001-Direction and Administration	17748		314922		17916			1
005-Investigation	0							2
052-Machinery and Equipment	0							3
101-Power House at Phoenix Bay	135953							4
102-Power House at Chatham	377885							5
103-Other Power House	279227							6
104-Supply of Electricity in Lakshadweep	190246							7
799-Suspense	0		11826					8
800-Other Expenditure	0		74730		28500			9
<b>Total: 04</b>	<b>1001059</b>	<b>0</b>	<b>401478</b>	<b>0</b>	<b>46416</b>	<b>0</b>	<b>0</b>	<b>10</b>
<b>05-Transmission and Distribution-</b>								
001-Direction and Administration	618678				193971	172811		11
005-Investigation	0							12
052-Machinery and Equipment	0					-352		13
101-Transmission and Distribution of Power at Chandigarh	2095604							14
102-Transmission and Distribution of Power at Port Blair	58088							15
796-Tribal Area Sub-plan	1525							16
799-Suspense	12878				-11756	9935		17
800-Other Expenditure	36665830				117646	19904	170380 (A)	18
911-Deduct recoveries of Overpayment.	-131							19
<b>Total: 05</b>	<b>39452603</b>	<b>0</b>	<b>0</b>	<b>0</b>	<b>299861</b>	<b>202298</b>	<b>170380</b>	<b>20</b>
<b>06-Rural Electrification-</b>								
001-Direction and Administration	0							21
005-Investigation	0							22
052-Machinery and Equipment	8456							23
101-Purchase of Power	56500							24
789-Special Component Plan for SCs	28547							25
793-Special Central Assistance for scheduled caste component Plan	37260							26
794-Special Central Assistance for tribal sub plan	51156							27
796-Tribal Area Sub Plan	228229							28
799-Suspense	29364							29
800-Other Expenditure	1596108				1560			30
<b>Total: 06</b>	<b>2035620</b>	<b>0</b>	<b>0</b>	<b>0</b>	<b>1560</b>	<b>0</b>	<b>0</b>	<b>31</b>
<b>80-General-</b>								
001-Direction and Administration	0	728			1450			32
003-Training	125368							33
004-Research and Development	82500	1579			60			34
005-Investigation	0	19598						35
101-Assistance to Electricity Boards	88163650	6965900		110000				36
793-Special Central Assistance for schedule caste component Plan	0							37
796-Tribal Area Sub-plan	0							38
797-Transfer to/from Reserve Funds and Deposit Accounts	0							39
798-International Co-operation	21							40
799-Suspense	0							41
800-Other Expenditure	9291180	29812					-71924	42
911-Deduct Recoveries of Overpayment	36052							43
<b>Total: 80</b>	<b>97698771</b>	<b>7017617</b>	<b>0</b>	<b>110000</b>	<b>1510</b>	<b>0</b>	<b>-71924</b>	<b>44</b>
<b>Total: Expenditure on Power</b>	<b>176739629</b>	<b>7156382</b>	<b>985909</b>	<b>110000</b>	<b>784231</b>	<b>589672</b>	<b>156582</b>	<b>45</b>
Charged	61459						9933	46
Voted	176678170	7156382	985909	110000	784231	589672	146649	47

(A) Excludes Rs.94638 thousands met out of the advance from the Contingency Fund during the year but not recouped to fund till the close of the year.

## COMBINED FINANCE AND REVENUE ACCOUNTS OF THE UNION AND STATE GOVERNMENTS IN INDIA FOR THE YEAR 2001-02

## No. 30-A-2801-ACCOUNT of EXPENDITURE on POWER for the year ended 31st March, 2002-Concl'd.

(In thousands of rupees)

Item No.	STATE GOVERNMENTS								Total
	Punjab	Rajasthan	Sikkim	Tamil Nadu	Tripura	Uttar Pradesh	Uttaranchal	West Bengal	
1					10575				361161
2									0
3									0
4									135953
5									377885
6									279227
7									190246
8									11826
9			3700		253484				360414
10	0	0	3700	0	264059	0	0	0	1716712
11					307682				1293142
12			1727						1727
13					-632				-984
14									2095604
15									58088
16									1525
17					-8694				2363
18			60751		549203	3500000			41083714
19									-131
20	0	0	62478	0	847559	3500000	0	0	44535048
21									0
22									0
23									8456
24									56500
25									28547
26									37260
27									51156
28									228229
29									29364
30		68625					36500	4950	1707743
31	0	68625	0	0	0	0	36500	4950	2147255
32	20000		117419						139597
33									125368
34									84139
35									19598
36				327700				1000000	96567250
37									0
38									0
39									0
40									21
41									0
42	4480000	3112403		4800				3525	16849796
43									36052
44	4500000	3112403	117419	332500	0	0	0	1003525	113821821
45	4500000	3181028	262766	332500	1138650	3500000	36500	1008475	200482324
46									71392
47	4500000	3181028	262766	332500	1138650	3500000	36500	1008475	200410932

(a) Excludes Rs. 311050 thousands spent out of advances from the Contingency Fund during 2001-2002 but not recouped to the Fund till the close of the year.

No. 30-B-4801-ACCOUNT of CAPITAL OUTLAY on POWER PROJECTS during and to the end of the year 2001-02		
(In thousands of rupees)		
	Expenditure	
	During the year	To end of the year
<b>UNION GOVERNMENT</b>		
<b>01-Hydel Generation-</b>		
001-Direction and Administration		8156
052-Machinery and Equipment		36612
091-Noptha Jhakri Hydro Electric Project		20000
092-Power House at Kalpong		262
095-Lower Lagyap Hydro Electric Project		6750
097-Biara Siul Hydro Electric Project		37
098-Loktak Hydro Electric Scheme		-7387
099-Salal Hydro Electric Project		5700400
190-Investments in Public Sector and Other Undertakings	18841817	99709072
201-Sardar Sarovar Scheme		2851500
799-Stores Suspense		6080
800-Other Expenditure	31484	6341836
<b>02-Thermal Power Generation-</b>		
090-Electrification in Lakshdweep		3012
091-Electricity Plan for Power House at Port Blair		11002
092-Electricity Supply Undertaking in Kutch		715
093-Badarpur Thermal Power Control Board		192497
094-Power House at South Andaman		4397
095-Power House at Chatham		1783
190-Investments in Public Sector and Other Undertakings		46175340
201-Badarpur Thermal Power Project	273898	4077984
800-Other Expenditure		33580046
<b>03-Nuclear Power Generation-</b>		
001-Direction and Administration		84783
079-Prototype Faster Breeder Reactor		137833
080-Kanga Atomic Power Station		70906
081-Rajasthan Atomic Power Station		176609
084-VIIth Atomic Power Station		1863
085-Vth Atomic Power Station		13960
089-Kakrapar Atomic Power Station		2894093
093-Narora Atomic Power Station		4483163
094-Madras Atomic Power Station II		1060345
095-Madras Atomic Power Station I		1208415
096-Rajasthan Atomic Power Station No. II		1058206



## COMBINED FINANCE AND REVENUE ACCOUNTS OF THE UNION AND STATE GOVERNMENTS IN INDIA FOR THE YEAR 2001-02

## No. 30-B-4801-ACCOUNT of CAPITAL OUTLAY on POWER PROJECTS during and to the end of the year 2001-02-Contd.

(In thousands of rupees)

	Expenditure	
	During the year	To end of the year
<b>UNION GOVERNMENT</b>		
097-Rajasthan Atomic Power Station Unit No. 1		344243
098-Tarapur Atomic Power Station		233901
103-Waste Management	10982	823954
104-Fast Breeder Reactor	194994	783686
190-Investments in Public Sector and Other Undertakings	8528800	54158100
797-Transfers to/from Reserve Funds and Deposit Accounts		-183607
799-Suspense		1224424
800-Other Expenditure	349715	1229908
<b>04-Diesel/Gas Power Generation-</b>		
095-Supply of Electricity in Lakshdweep		881
097-Estt. Augmentation of Power houses		220709
098-Power Houses at Phoneix Bay		31525
099-Other Power Houses		--
103-Other Power Houses	61122	501474
190-Investments in Public Sector and Other Undertakings		10661450
799-Suspense	6166	386257
800-Other Expenditure	27273	318126
<b>05-Transmission and Distribution-</b>		
001-Direction and Administration	73607	410659
095-Building		3422
096-Permanent Electrification of Chandigarh		1044717
097-Transmission/Distribution at Port Blair		23778
099-Load Despatching Station		404919
101-Transmission and Distribution of Power in Chandigarh	109882	362300
190-Investment in Public sector and Other Undertakings		26267440
201-National High Voltage Direct Current Transmission Project		52297
799-Suspense	-9560	-9544
800-Other Expenditure	154203	6951121
<b>06-Rural Electrification-</b>		
001-Direction and Administration	12308	207391
190-Investment in Public sector and Other Undertakings	500000	3780000
796-Tribal Area Sub Plan	26601	333198
800-Other Expenditure	139156	1096594
<b>80-General-</b>		
001-Direction and Administration	6867	59673
003-Training	1259	94556
190-Investments in Public Sector and Other Undertakings		10088000
800-Other Expenditure	12363	996241
<b>Total: Union Government</b>	<b>29352937</b>	<b>332812063</b>

## No. 30-B-4801-ACCOUNT of CAPITAL OUTLAY on POWER PROJECTS during and to the end of the year 2001-02-Contd.

	(In thousands of rupees)	
	Expenditure	
	During the year	To end of the year
<b>UNION TERRITORY GOVERNMENT PONDICHERRY</b>		
<b>04-Diesal/Gas Power Generation-</b>		
190-Assistance to Public Sector and Other Undertaking	--	1330442
800-Other Expenditure	--	13423
<b>05-Transmission and Distribution-</b>		
001-Direction and Administration	--	22934
052-Machinery and Equipment	--	3369
799-Suspense	-15276	47725
800-Other Expenditure	264614	2404215
901-Deduct-Receipt and Recoveries on Capital Account	-1	-1
<b>Total: Government of Pondicherry</b>	<b>249337</b>	<b>3822107</b>
Charged	--	--
Voted	249337	3822107
<b>STATE GOVERNMENTS ANDHRA PRADESH</b>		
<b>01-Hydel Generation-</b>		
195-Investment in Co-operatives	221968	6370214
<b>05-Transmission and Distribution-</b>		
190-Investment in Public Sector and other Undertakings	-15	1738435
<b>06-Rural Electrification-</b>		
195-Investment in Co-operatives	-600	15934
<b>80-General-</b>		
101-Investment in State Electricity Boards	--	13198550
190-Investments in Public Sector and other Undertakings	--	270000
<b>Total: Government of Andhra Pradesh</b>	<b>221353</b>	<b>21593133</b>
Charged	--	--
Voted	221353	21593133

\* Differs by Rs.270000 thousands from previous years closing balance due to proforma correction from (MH 4801-01-(1) to MH 4801-80-190).

## No. 30-B-4801-ACCOUNT of CAPITAL OUTLAY on POWER PROJECTS during and to the end of the year 2001-02-Contd.

	(In thousands of rupees)	
	Expenditure	
	During the year	To end of the year
<b>ARUNACHAL PRADESH</b>		
<b>01-Hydel Generation-</b>		
052-Machinery and Equipment	17600	17600
800-Other Expenditure	163365	4056953
<b>04-Diesel/Gas Power Generation-</b>		
800-Other Expenditure		231731
<b>05-Transmission and Distribution-</b>		
800-Other Expenditure	257250	2719213
<b>06-Rural Electrification</b>		
800-Other Expenditure		768653
<b>80-General-</b>		
001-Direction and Administration	48097	203779
799-Suspense	2076	-946
800-Other Expenditure	428309	1486504
<b>Total: Government of Arunachal Pradesh</b>	<b>916697</b>	<b>9483487</b>
<b>ASSAM</b>		
<b>06-Rural Electrification-</b>		
800-Other Expenditure	389835	389835
<b>Total: Government of Assam</b>	<b>389835</b>	<b>389835</b>
<b>BIHAR</b>		
<b>01-Hydel Generation-</b>		
190-Investment in Public Sector and other Undertakings		932847
796-Tribal Area Plan		87400
800-Other Expenditure	107250	327869
<b>02-Thermal Power Generation-</b>		
800-Other Expenditure		161479
<b>05-Transmission and Distribution-</b>		
101-Inter-State Transmission Lines		8689
800-Other Expenditure		740000
<b>Total: Government of Bihar</b>	<b>107250</b>	<b>2258284</b>
<b>CHHATTISGARH</b>		
<b>05-Transmission and Distribution-</b>		
190-Investment in Public Sector and other Undertakings		
<b>Total: Government of Chhattisgarh</b>	<b>0</b>	<b>0</b>
<b>NCT DELHI</b>		
<b>05-Transmission and Distribution-</b>		
190-Investment in Public Sector and other Undertakings	3000	3000
<b>Total: Government of NCT Delhi</b>	<b>3000</b>	<b>3000</b>
<b>GOA</b>		
<b>01-Hydel Generation-</b>		
001-Direction and Administration		3142
<b>05-Transmission and Distribution-</b>		
001-Direction and Administration		42662
800-Other Expenditure	228817	2431854
<b>Total: Government of Goa</b>	<b>228817</b>	<b>2477658</b>

## No. 30-B-4801-ACCOUNT of CAPITAL OUTLAY on POWER PROJECTS during and to the end of the year 2001-02-Contd.

	(In thousands of rupees)	
	Expenditure	
	During the year	To end of the year
<b>GUJARAT</b>		
<b>01-Hydel Generation-</b>		
001-Direction and Administration	3003	147747
052-Machinery and Equipment	--	165252
190-Investment in Public Sector and other Undertakings	--	5766963
799-Suspense	124	-24231
800-Other Expenditure	-487488	-6070813
		9015
<b>02-Thermal Power Generation-</b>		
190-Investment in Public Sector and other Undertakings	--	117321
800-Other Expenditure	--	4096
<b>04-Diesel Gas Power Generation-</b>		
190-Investment in Public Sector and other Undertakings	--	50000
<b>05-Transmission and Distribution-</b>		
190-Investment in Public Sector and other Undertakings	--	1806000
800-Other Expenditure	--	3614
<b>80-General-</b>		
004-Research and Development	--	2244
<b>Total: Government of Gujarat</b>	<b>-484361</b>	<b>1977208</b>
<b>HARYANA</b>		
<b>01-Hydel Generation-</b>		
201-Bhakra Nangal Project	-3978	-45730
202-Nangal Hydro-Electric Scheme	--	-8427
<b>02-Thermal Power Generation-</b>		
190-Investment in Public Sector and other Undertakings	387117	15000000
<b>05-Transmission and Distribution-</b>		
190-Investment in Public Sector and other Undertakings	--	--
201-Beas Transmission Line Project	--	10188031
<b>Total: Government of Haryana</b>	<b>383139</b>	<b>25133874</b>
<b>HIMACHAL PRADESH</b>		
<b>01-Hydel Generation-</b>		
190-Investment in Public Sector and other Undertakings	1641800	10085235
<b>Total: Government of Himachal Pradesh</b>	<b>1641800</b>	<b>10085235</b>
<b>JAMMU AND KASHMIR</b>		
<b>01-Hydel Generation-</b>		
190-Investment in Public Sector and other Undertakings	--	1000
799-Suspense	1273472	13687364
<b>02-Thermal Power Generation-</b>		
799-Suspense	--	21024
<b>04-Diesel/Gas Power Generation-</b>		
799-Suspense	1373086	4100823
<b>05-Transmission and Distribution-</b>		
799-Suspense	1397776	18772464
<b>Total: Government of Jammu and Kashmir</b>	<b>4044334</b>	<b>36582675</b>
<b>JHARKHAND</b>		
<b>01-Hydel Generation-</b>		
796-Tribal Area Sub-Plan	200000	200000
800-Other Expenditure	100000	100000
<b>Total: Government of Jharkhand</b>	<b>300000</b>	<b>300000</b>

## COMBINED FINANCE AND REVENUE ACCOUNTS OF THE UNION AND STATE GOVERNMENTS IN INDIA FOR THE YEAR 2001-02

No. 30-B-4801-ACCOUNT of CAPITAL OUTLAY on POWER PROJECTS during and to the end of the year 2001-02-Contd.  
(In thousands of rupees)

	Expenditure	
	During the year	To end of the year
<b>KARNATAKA</b>		
<b>01-Hydel Generation-</b>		
052-Machinery and Equipment		204425
190-Investment in Public Sector and other Undertakings		11094605
<b>02-Thermal Power Generation-</b>		
052-Machinery and Equipment		5466
<b>80-General-</b>		
800-Other Expenditure		410
<b>Total: Government of Karnataka</b>	<b>0</b>	<b>11304906</b>
<b>MADHYA PRADESH</b>		
<b>01-Hydel Generation-</b>		
52-Machinery and equipment	-11	-11
Expenditure on Land Acquisition		-4423
Badghat Project		802
Bansagar Project-Phase-II		-39754
Survey of Micro Hydel Schemes		3255
Omkareshwar Micro Hydel Schemes		100216
Maheshwar Micro Hydel Schemes	26586	118071
Mosand Acquidust Hydel Schemes		1241
Indira Sagar Project	227619	7902057
Sardar Sarovar Project	18222	5653148
Pench Division	7952	81771
Prevention & control of Narmada Kshipra & Sone Rovers		22224
Narmada Sagar Project		93300
190-Investment in Public Sector and other Undertakings		8211
796-Tribal Area Sub-Plan		175673
800-Other Expenditure		41747
<b>02-Thermal Power Generation-</b>		
796-Tribal Area Sub-Plan		1415
800-Other Expenditure		209
<b>06-Rural Electrification-</b>		
190-Investments in Public Sector and other undertakings		7006500
<b>80-General-</b>		
001-Direction and Administration		4293
800-Other Expenditure	1447459	2574198
<b>Total: Government of Madhya Pradesh</b>	<b>1727827</b>	<b>23744143</b>
<b>MAHARASHTRA</b>		
<b>01-Hydel Generation-</b>		
800-Other Expenditure	2828688	32426021
<b>80-General-</b>		
101-Investment in State Electricity Boards		34646200
<b>Total: Government of Maharashtra</b>	<b>2828688</b>	<b>67072221</b>

(A) Includes Rs. 7916343 thousands yet to be allocated between M.P. and Chhattisgarh.

## No. 30-B-4801-ACCOUNT of CAPITAL OUTLAY on POWER PROJECTS during and to the end of the year 2001-02-Contd.

	(In thousands of rupees)	
	Expenditure	
	During the year	To end of the year
<b>MANIPUR</b>		
<b>01-Hydel Generation-</b>		
001-Direction and Administration	81307	149294
052-Machinery and Equipment		110
799-Suspense	1030	88182
800-Other Expenditure		
<b>02-Thermal Power Generation-</b>		
799-Suspense		27815
<b>04-Diesel/Gas Power Generation-</b>		
001-Direction and Administration		157823
799-Suspense		484927
800-Other Expenditure		883793
<b>05-Transmission and Distribution-</b>		
001-Direction and Administration	13026	741510
799-Suspense	33181	1699966
800-Other Expenditure	5691	325421
<b>06-Rural Electrification-</b>		
001-Direction and Administration	5365	1158350
799-Suspense		912059
800-Other Expenditure	74962	197571
<b>80-General-</b>		
003-Training		219
004-Research and Development		1008
800-Other expenditure	494	174799
<b>Total: Government of Manipur</b>	<b>215056</b>	<b>7002847</b>
<b>MIZORAM</b>		
<b>01-Hydel Generation-</b>		
001-Direction and Administration		4746
109-Loan for APFC		8000
800-Other Expenditure	12099	1200039
<b>02-Thermal Power Generation-</b>		
800-Other Expenditure	760	6833
<b>04-Diesel/Gas Power Generation-</b>		
800-Other Expenditure	3512	477795
<b>05-Transmission and Distribution-</b>		
800-Other Expenditure	28286	1822220
<b>06-Rural Electrification-</b>		
800-Other Expenditure	151389	913327
<b>Total: Government of Mizoram</b>	<b>196046</b>	<b>4432960</b>

## No. 30-B-4801-ACCOUNT of CAPITAL OUTLAY on POWER PROJECTS during and to the end of the year 2001-02-Contd.

	(In thousands of rupees)	
	Expenditure	
	During the year	To end of the year
<b>NAGALAND</b>		
<b>01-Hydel Generation-</b>		
800-Other Expenditure	140718	1457934
<b>04-Diesel/Gas Power Generation-</b>		
800-Other Expenditure		6463
<b>05-Transmission and Distribution-</b>		
001-Direction and Administration	800	40238
800-Other Expenditure	82985	955584
<b>06-Rural Electrification-</b>		
800-Other Expenditure	319006	2121513
<b>Total: Government of Nagaland</b>	<b>543509</b>	<b>4581732</b>
<b>ORISSA</b>		
<b>01-Hydel Generation-</b>		
001-Direction and Administration		35529
190-Investment in Public Sector and other Undertakings		3282
796-Tribal Area Sub-Plan	38	3953938
799-Suspense		2423031
800-Other Expenditure		5000
<b>02-Thermal Power Generation-</b>		
001-Direction and Administration		
190-Investment in Public Sector and other Undertakings		4518000
799-Suspense		4052
800-Other Expenditure		1932417
<b>05-Transmission and Distribution-</b>		
190-Investment in Public Sector and other Undertakings	499440	1454277
<b>80-General-</b>		
004-Research and Development	2554	29748
<b>Total: Government of Orissa</b>	<b>502032</b>	<b>14351170</b>

## No. 30-B-3801-ACCOUNT of CAPITAL OUTLAY on POWER PROJECTS during and to the end of the year 2001-02-Contd.

(In thousands of rupees)

	Expenditure	
	During the year	To end of the year
<b>PUNJAB</b>		
01-Hydel Generation- 190-Investment in Public Sector and other Undertakings		16170000
80-General- 101-Investment in State Electricity Boards	1258500	1258500
800-Other Expenditure		548
<b>Total: Government of Punjab</b>	<b>1258500</b>	<b>17429048</b>
<b>RAJASTHAN</b>		
02-Thermal Power Generation- 190-Investment in Public Sector and other Undertakings		4500
04-Diesel/Gas Power Generation- 190-Investment in Public Sector and other Undertakings		500
06-Rural Electrification- 190-Investment in Public Sector and other Undertakings		6625
80-General- 101-Investment in State Electricity Boards		17746400
190-Investment in Public Sector and other Undertakings	3330000	3650000
<b>Total: Government of Rajasthan</b>	<b>3330000</b>	<b>21408025</b>
<b>SIKKIM</b>		
01-Hydel Generation- 190-Investment in Public Sector and other Undertakings	15000	25000
800-Other Expenditure	254223	1920478
04-Diesel/Gas Power Generation- 052-Machinery and Equipment		2419
800-Other Expenditure	1532	112451
05-Transmission and Distribution- 799-Suspense	147884	1443574
800-Other Expenditure	58455	75868
06-Rural Electrification- 052-Machinery and Equipment		10632
800-Other Expenditure	19767	581487
<b>Total: Government of Sikkim</b>	<b>496861</b>	<b>4171909</b>
<b>TAMIL NADU</b>		
02-Thermal Power Generation 190-Investment in Public Sector and other Undertakings		50000
05-Transmission and Distribution- 800-Other Expenditure		17458
80-General 101-Investment in State Electricity Boards	1000000	2000000
190-Investment in Public Sector and other Undertakings		50000
800-Other Expenditure		
<b>Total: Government of Tamil Nadu</b>	<b>1000000</b>	<b>2117458</b>



## COMBINED FINANCE AND REVENUE ACCOUNTS OF THE UNION AND STATE GOVERNMENTS IN INDIA FOR THE YEAR 2001-02

## No. 30-B-4801-ACCOUNT of CAPITAL OUTLAY on POWER PROJECTS during and to the end of the year 2001-02-Concl'd.

(In thousands of rupees)

	Expenditure	
	During the year	To end of the year
<b>TRIPURA</b>		
<b>01-Hydel Generation-</b>		
001-Direction and Administration	5149	188102
799-Suspense	--	(a) -10481
800-Other Expenditure	1862	459288
<b>02-Thermal Power Generation-</b>		
001-Direction and Administration	--	680
799-Suspense	--	5
800-Other Expenditure	--	1341646
<b>04-Diesel/Gas Power Generation-</b>		
001-Direction and Administration	28908	139899
052-Machinery and Equipment	229126	256734
800-Other Expenditure	--	411734
<b>05-Transmission and Distribution-</b>		
001-Direction and Administration	68122	477434
052-Machinery and Equipment	--	478
799-Suspense	--	-11494
800-Other Expenditure	198966	2362354
<b>06-Rural Electrification-</b>		
001-Direction and Administration	8516	8516
800-Other Expenditure	88854	243174
<b>80-General-</b>		
800-Other Expenditure	2006	17208
<b>Total: Government of Tripura</b>	<b>631509</b>	<b>5885277</b>
<b>UTTAR PRADESH</b>		
<b>01-Hydel Generation-</b>		
190-Investment in Public Sector and other Undertakings	--	4305910
<b>02-Thermal Power Generation-</b>		
190-Investment in Public Sector and other Undertakings	--	3197258
<b>80-General-</b>		
190-Investment in Public Sector and other Undertakings	7413569	12713541
800-Other Expenditure	--	-305672
901-Deduct-Receipts and Recoveries on Capital Account	--	-106
		(b)
<b>Total: Government of Uttar Pradesh</b>	<b>7413569</b>	<b>19910931</b>
<b>UTTARANCHAL</b>		
<b>01-Hydel Generation-</b>		
190-Investment in Public Sector and other Undertakings	40000	40000
<b>05-Transmission and Distribution-</b>		
001-Direction and Administration	40000	40000
<b>Total: Government of Uttaranchal</b>	<b>80000</b>	<b>80000</b>
<b>WEST BENGAL</b>		
<b>02-Thermal Power Generation-</b>		
190-Investment in Public Sector and other Undertakings	10000	23975084
<b>05-Transmission and Distribution-</b>		
800-Other Expenditure	--	11008
<b>06-Rural Electrification-</b>		
800-Other Expenditure	--	101500
<b>80-General-</b>		
800-Other Expenditure	--	1805
<b>Total: Government of West Bengal</b>	<b>10000</b>	<b>24089397</b>
<b>Total: Capital Outlay on Power Projects</b>	<b>57587735</b>	<b>674500583</b>
Charged	--	--
Voted	57587735	674500583

(a) Reasons for minus expenditure is under investigation.

(b) Includes Rs. 8197390 thousands yet to be allocated between U.P. and Uttaranchal.

Economic Services

**No. 30-C-6801-ACCOUNT of LOANS for POWER PROJECTS showing the amounts ADVANCED and REPAYED during the year ended 31st March, 2002 and the BALANCES of such LOANS at the commencement and at the end of the year 2001-02**

(In thousands of Rupees)

	Union Government	U.T. Govt. Pondicherry	STATE GOVERNMENTS							Item No.
			Andhra Pradesh	Arunachal Pradesh	Assam	Bihar	Chhattisgarh	NCT Delhi	Goa	
<b>102-Loan to Tenugt Power Corporation-</b>										
Balance 1st April, 2001										1
Advanced during the year										2
Repaid during the year										3
Balance 31st March, 2002	0	0	0	0	0	0	0	0	0	4
<b>190-Loans to Public Sector and other Undertakings-</b>										
	(A)									
Balance 1st April, 2001	22885863		-613000							5
Advanced during the year	942549									6
			(B)							
Repaid during the year	15135963		-1523500							7
Balance 31st March, 2002	8692449	0	910500	0	0	0	0	0	0	8
<b>191-Loans to Local Bodies and Municipal Corporations</b>										
Balance 1st April, 2001										9
Advanced during the year										10
Repaid during the year										11
Balance 31st March, 2002	0	0	0	0	0	0	0	0	0	12
<b>195-Loans to Co-operatives-</b>										
Balance 1st April, 2001			1495							13
Advanced during the year										14
Repaid during the year										15
Balance 31st March, 2002	0	0	1495	0	0	0	0	0	0	16
<b>201-Hydel Generation-</b>										
Balance 1st April, 2001	23187233		2779535			7795250		20125		17
Advanced during the year	1867600		2531045							18
Repaid during the year	4110372		343800							19
Balance 31st March, 2002	20944461	0	4966780	0	0	7795250	0	20125	0	20
<b>202-Thermal Power Generation-</b>										
Balance 1st April, 2001	27494394		151551			400000		4086813		21
Advanced during the year			645590							22
Repaid during the year	2806622									23
Balance 31st March, 2002	24687772	0	797141	0	0	400000	0	4086813	0	24
<b>203-Diesel/gas Power generation-</b>										
Balance 1st April, 2001								7305350		25
Advanced during the year								2481875		26
Repaid during the year										27
Balance 31st March, 2002	0	0	0	0	0	0	0	9787225	0	28
<b>204-Rural Electrification-</b>										
Balance 1st April, 2001	37683844					78000				29
Advanced during the year	370000					189019		14700		30
Repaid during the year	7371341									31
Balance 31st March, 2002	30682503	0	0	-0	0	267019	0	14700	0	32

(A) Decreased by Rs. 590000 thousands due to rectification of misclassification of previous years.

(B) Minus credits are due to rectification of misclassification of earlier years.

## COMBINED FINANCE AND REVENUE ACCOUNTS OF THE UNION AND STATE GOVERNMENTS IN INDIA FOR THE YEAR 2001-02

**No. 30-C-6801-ACCOUNT of LOANS for POWER PROJECTS showing the amounts ADVANCED and REPAID during the year ended 31st March, 2002 and the BALANCES of such LOANS at the commencement and at the end of the year 2001-02-Contd.**

(In thousands of Rupees)

Item No.	STATE GOVERNMENTS							Total carried over	
	Gujarat	Haryana	Himachal Pradesh	Jammu and Kashmir	Jharkhand	Karnataka	Kerala		Madhya Pradesh
1									0
2					38000				38000
3									0
4	0	0	0	0	38000	0	0	0	38000
5	5056						12671787	803326	35753032
6							148400		1090949
7									13612463
8	5056	0	0	0	0	0	12820187	803326	23231518
9									0
10									0
11									0
12	0	0	0	0	0	0	0	0	0
13									1495
14									0
15									0
16	0	0	0	0	0	0	0	0	1495
17		2920		229386		8911564			42926013
18		3978		350000					4752623
19				1256386					5710558
20	0	6898	0	-677000	0	8911564	0	0	41968078
				(A)					
21	22826247								54959005
22	720400				150000				1515990
23	20463799								23270421
24	3082848	0	0	0	150000	0	0	0	33204574
25	10000								7315350
26									2481875
27									0
28	10000	0	0	0	0	0	0	0	9797225
29						76175			37838019
30						29435			603154
31									7371341
32	0	0	0	0	0	105610	0	0	31069832

(A) Minus balance is under investigation.

**No. 30-C-6801-ACCOUNT of LOANS for POWER PROJECTS showing the amounts ADVANCED and REPaid during the year ended 31st March, 2002 and the BALANCES of such LOANS at the commencement and at the end of the year 2001-02-Contd.**

(In thousands of Rupees)

	Total brought forward	STATE GOVERNMENTS						Item No.
		Maharashtra	Manipur	Meghalaya	Mizoram	Nagaland	Orissa	
<b>102-Loan to Tenugt Power Corporation-</b>								
Balance 1st April, 2001	0							1
Advanced during the year	38000							2
Repaid during the year	0							3
Balance 31st March, 2002	38000	0	0	0	0	0	0	4
<b>190-Loans to Public Sector and other Undertakings-</b>								
Balance 1st April, 2001	35753032						4880	5
Advanced during the year	1090949							6
Repaid during the year	13612463							7
Balance 31st March, 2002	23231518	0	0	0	0	0	4880	8
<b>191-Loans to Local Bodies and Municipal Corporations</b>								
Balance 1st April, 2001	0							9
Advanced during the year	0							10
Repaid during the year	0							11
Balance 31st March, 2002	0	0	0	0	0	0	0	12
<b>195-Loans to Co-operatives-</b>								
Balance 1st April, 2001	1495							13
Advanced during the year	0							14
Repaid during the year	0							15
Balance 31st March, 2002	1495	0	0	0	0	0	0	16
<b>201-Hydel Generation-</b>								
Balance 1st April, 2001	42926013	12071701						17
Advanced during the year	4752623				16060			18
Repaid during the year	5710558							19
Balance 31st March, 2002	41968078	12071701	0	0	16060	0	0	20
<b>202-Thermal Power Generation-</b>								
Balance 1st April, 2001	54959005	8132959					127575	21
Advanced during the year	1515990	4432900						22
Repaid during the year	23270421	1003500						23
Balance 31st March, 2002	33204574	11562359	0	0	0	0	127575	24
<b>203-Diesel/gas Power generation-</b>								
Balance 1st April, 2001	7315350							25
Advanced during the year	2481875							26
Repaid during the year	0							27
Balance 31st March, 2002	9797225	0	0	0	0	0	0	28
<b>204-Rural Electrification-</b>								
Balance 1st April, 2001	37838019							29
Advanced during the year	603154							30
Repaid during the year	7371341							31
Balance 31st March, 2002	31069832	0	0	0	0	0	0	32

## COMBINED FINANCE AND REVENUE ACCOUNTS OF THE UNION AND STATE GOVERNMENTS IN INDIA FOR THE YEAR 2001-02

No. 30-C-6801-ACCOUNT of LOANS for POWER PROJECTS showing the amounts ADVANCED and REPaid during the year ended 31st March, 2002 and the BALANCES of such LOANS at the commencement and at the end of the year 2001-02-Contd.

(In thousands of Rupees)

Item No.	STATE GOVERNMENTS								Total
	Punjab	Rajasthan	Sikkim	Tamil Nadu	Tripura	Uttar Pradesh	Uttaranchal	West Bengal	
1									0
2							681929		719929
3									0
4	0	0	0	0	0	0	681929	0	719929
5		19050		183850					35960812
6									1090949
7				5250					13617713
8	0	19050	0	178600	0	0	0	0	23434048
9				7929					7929
10									0
11									0
12	0	0	0	7929	0	0	0	0	7929
13									1495
14									0
15									0
16	0	0	0	0	0	0	0	0	1495
17	12278682	1291523							68567919
18									4768683
19	-138								5710420
20	12278820	1291523	0	0	0	0	0	0	67626182
21	8845495							58494862	130559896
22						245900		15013183	21207973
23	1866							10000	24285787
24	8843629	0	0	0	0	245900	0	73498045	127482082
25	30305								7345655
26									2481875
27									0
28	30305	0	0	0	0	0	0	0	9827530
29	475950					2118050			40432019
30									603154
31									7371341
32	475950	0	0	0	0	2118050	0	0	33663832

**No. 30-C-6801-ACCOUNT OF LOANS for POWER PROJECTS showing the amounts ADVANCED and REPAID during the year ended 31st March, 2002 and the BALANCES of such LOANS at the commencement and at the end of the year 2001-02-Contd.**

(In thousands of rupees)

	Union Government	U.T. Govt. Pondichery	STATE GOVERNMENTS							Item No.
			Andhra Pradesh	Arunachal Pradesh	Assam	Bihar	Chhattisgarh	NCT Delhi	Goa	
<b>205-Transmission and Distribution-</b>										
Balance 1st April, 2001	36736964		16762946		19143	640		37939975		1
Advanced during the year			6405800					3944625		2
Repaid during the year	2408730		3752485					1786214		3
Balance 31st March, 2002	34328234	0	19416261	0	19143	640	0	40098386	0	4
<b>206-Nuclear Power Generation-</b>										
	(A)									
Balance 1st April, 2001	5841200									5
Advanced during the year	301200									6
Repaid during the year										7
Balance 31st March, 2002	6142400	0	0	0	0	0	0	0	0	8
<b>406-Ways &amp; Means Advances to U.P. Electricity Board-</b>										
Balance 1st April, 2001										9
Advanced during the year										10
Repaid during the year										11
Balance 31st March, 2002	0	0	0	0	0	0	0	0	0	12
<b>789-Special Component Plan for Scheduled Castes-</b>										
Balance 1st April, 2001			559628							13
Advanced during the year			400000							14
Repaid during the year										15
Balance 31st March, 2002	0	0	959628	0	0	0	0	0	0	16
<b>796-Tribal Area Sub-Plan-</b>										
Balance 1st April, 2001			1224077							17
Advanced during the year			200000							18
Repaid during the year										19
Balance 31st March, 2002	0	0	1424077	0	0	0	0	0	0	20
<b>800-Other Loans to Electricity Boards-</b>										
						(B)				
Balance 1st April, 2001	1943164		22330914		21093187	41984280		35800		21
Advanced during the year			305500		467835	4635250		51300		22
Repaid during the year	39292		1523500			15				23
Balance 31st March, 2002	1903872	0	21112914	0	21561022	46619515	51300	35800	0	24
<b>Total: Loans for Power Projects-</b>										
Balance 1st April, 2001	155772662	0	43197146	0	21112330	50258170	0	49388063	0	25
Advanced during the year	3481349	0	10487935	0	467835	4824269	51300	6441200	0	26
Repaid during the year	31872320	0	4096285	0	0	15	0	1786214	0	27
Balance 31st March, 2002	127381691	0	49188796	0	21580165	55082424	51300	54043049	0	28
Interest received and credited to revenue	20336701		3278518							29

(A) Increased by Rs. 590000 thousands due to rectification of misclassification of previous years.

(B) Increased by Rs. 19000 thousands transferred proforma from the head 7055-Loans for road Transport in rectification of misclassification in the accounts for 2000-2001.

## COMBINED FINANCE AND REVENUE ACCOUNTS OF THE UNION AND STATE GOVERNMENTS IN INDIA FOR THE YEAR 2001-02

No. 30-C-6801-ACCOUNT of LOANS for POWER PROJECTS showing the amounts ADVANCED and REPAID during the year ended 31st March, 2002 and the BALANCES of such LOANS at the commencement and at the end of the year 2001-02-Contd.

(In thousands of rupees)

Item No.	STATE GOVERNMENTS								Total carried over
	Gujarat	Haryana	Himachal Pradesh	Jammu and Kashmir	Jharkhand	Karnataka	Kerala	Madhya Pradesh	
1	75555	1873896	155941			3588162		(A) 3785273	100938495
2		716420							11066845
3	20892							3037068	11005389
4	54663	2590316	155941	0	0	3588162	0	748205	10099951
5									5841200
6									301200
7									0
8	0	0	0	0	0	0	0	0	6142400
9									0
10									0
11									0
12	0	0	0	0	0	0	0	0	0
13									559628
14									400000
15									0
16	0	0	0	0	0	0	0	0	959628
17	1038208		764415			134800		4079113	7240613
18								51000	251000
19									0
20	1038208	0	764415	0	0	134800	0	4130113	7491613
21	572146		-277301		200000	617179		11440701	99940070
22					2454100			2193706	10107691
23								12538432	14101239
24	572146	0	-277301	0	2654100	617179	0	1095975	95946522
25	24527212	1876816	643055	229386	200000	13327880	12671787	20108413	393312920
26	720400	720398	0	350000	2642100	29435	148400	2244706	32609327
27	20484691	0	0	1256386	0	0	0	15575500	75071411
28	4762921	2597214	643055	(A) -677000	2842100	13357315	12820187	(B) 6777619	350450836
29								2281104	25896323

(A) Minus balance is under investigation.

(B) Includes Rs. 18191690 thousands yet to be allocated between the successor state of M.P. and Chhattisgarh.

Loans and Advances





**No. 30-C-6801-ACCOUNT of LOANS for POWER PROJECTS showing the amounts ADVANCED and REPAID during the year ended 31st March, 2002 and the BALANCES of such LOANS at the commencement and at the end of the year 2001-02-Concl'd.**

(In thousands of rupees)

Item No.	STATE GOVERNMENTS								Total
	Punjab	Rajasthan	Sikkim	Tamil Nadu	Tripura	Uttar Pradesh	Uttaranchal	West Bengal	
1	6815576	389211		2016		21001		242300	115031734
2	575800					65150		159000	13276478
3	58								11007043
4	7391318	389211	0	2016	0	86151	0	401300	117301169
5									5841200
6									301200
7									0
8	0	0	0	0	0	0	0	0	6142400
9						16741872			16741872
10									0
11									0
12	0	0	0	0	0	16741872	0	0	16741872
13									559628
14									400000
15									0
16	0	0	0	0	0	0	0	0	959628
17									10777592
18									368773
19									0
20	0	0	0	0	0	0	0	0	11146365
21	9402012	16402259		3158707		122571718			256408886
22		925050		327700		532723			12847064
23		23126		1050500					15174865
24	9402012	17304183	0	2435907	0	123104441	0	0	254081085
25	37848020	18102043	0	3352502	0	141452641	0	58737162	688236637
26	575800	925050	0	327700	0	843773	681929	15172183	58066078
27	1786	23126	0	1055750	0	0	0	10000	77167169
28	38422034	19003967	0	2624452	0	142296414	681929	73899345	668735546
29									

(A) Includes Rs. 13899850 thousands yet to be allocated between U.P. and Uttaranchal.

## No. 31-0802-ACCOUNT of RECEIPTS from PETROLEUM for the year ended 31st March, 2002

(In thousands of rupees)

	Union Government	U.T. Govt. Pondicherry	STATE GOVERNMENT							Item No.
			Andhra Pradesh	Arunachal Pradesh	Assam	Bihar	Chhattisgarh	NCT Delhi	Goa	
101-Cess on indigeneous crude oil										1
10 -Petroleum concession fees and royalties	18703711									2
104-Receipts under the Petroleum Act.	43224				775181			1		3
105-Contribution towards redemption/ Servicing of Petroleum Bonds										4
800-Other Receipts	5652338				3770596		6			5
<b>Total: Receipts from Petroleum</b>	<b>24399273</b>	<b>0</b>	<b>0</b>	<b>0</b>	<b>4545777</b>	<b>6</b>	<b>1</b>	<b>0</b>	<b>0</b>	<b>6</b>

## No. 31-0802-ACCOUNT of RECEIPTS from PETROLEUM for the year ended 31st March, 2002-Contd.

(In thousands of rupees)

	Total brought forward	STATE GOVERNMENT						Item No.
		Maharashtra	Manipur	Meghalaya	Mizoram	Nagaland	Orissa	
101-Cess on indigeneous crude oil	0							1
103-Petroleum concession fees and royalties	18703711							2
104-Receipts under the Petroleum Act.	818461	145						3
105-Contribution towards redemption/ Servicing of Petroleum Bonds	0							4
800-Other Receipts	9423011			1				5
<b>Total: Receipts from Petroleum</b>	<b>28945183</b>	<b>145</b>	<b>0</b>	<b>1</b>	<b>0</b>	<b>0</b>	<b>0</b>	<b>6</b>

## COMBINED FINANCE AND REVENUE ACCOUNTS OF THE UNION AND STATE GOVERNMENTS IN INDIA FOR THE YEAR 2001-02

## No. 31-0802-ACCOUNT of RECEIPTS from PETROLEUM for the year ended 31st March, 2002-Contd.

Item No.	STATE GOVERNMENTS								Total carried over
	Gujarat	Haryana	Himachal Pradesh	Jammu and Kashmir	Jharkhand	Karnataka	Kerala	Madhya Pradesh	
1									0
2									18703711
3							48	7	818461
4									0
5	71								9423011
6	71	0	0	0	0	0	48	7	28945183

## No. 31-0802-ACCOUNT of RECEIPTS from PETROLEUM for the year ended 31st March, 2002-Concl'd.

Item No.	STATE GOVERNMENTS								Total
	Punjab	Rajasthan	Sikkim	Tamil Nadu	Tripura	Uttaranchal	Uttar Pradesh	West Bengal	
1	2								2
2		17660							18721371
3	6			57				51	818720
4									0
5	2	4846							9427860
6	10	22506	0	57	0	0	0	51	28967953

## No. 31-B-4802-ACCOUNT of CAPITAL OUTLAY on PETROLEUM during and to the end of the year 2001-02

	(In thousands of rupees)	
	Expenditure	
	During the year	To end of the year
<b>UNION GOVERNMENT</b>		
<b>01-Exploration and Production of Crude Oil and Gas-</b>		
190-Investments in Public Sector and other Undertakings	700500	10101997
800-Other Expenditure		13511847
<b>02-Refining and Marketing of Oil and Gas-</b>		
190-Investments in Public Sector and other Undertakings	5481341	8855736 (A)
<b>Total: Union Government</b>	<b>6181841</b>	<b>32469580</b>
<b>STATE GOVERNMENTS</b>		
<b>GOVERNMENT OF ASSAM</b>		
<b>02-Refining and Marketing of Oil and Gas-</b>		
190-Investments in Public Sector and other Undertakings		10025
<b>Total: Government of Assam</b>	<b>0</b>	<b>10025</b>
<b>GOVERNMENT OF GUJARAT</b>		
<b>02-Refining and Marketing of Oil and Gas-</b>		
190-Investments in Public Sector and other Undertakings		861
<b>Total: Government of Gujrat</b>	<b>0</b>	<b>861</b>

(A) Excludes Rs. 74378 thousands being disinvestment of Govt's equity holdings & Rs. 379448 thousands on account of complete sale of Cochin Oil Refinery during the year 2000-01.

## COMBINED FINANCE AND REVENUE ACCOUNTS OF THE UNION AND STATE GOVERNMENTS IN INDIA FOR THE YEAR 2001-02

## No. 31-B-4802-ACCOUNT of CAPITAL OUTLAY on PETROLEUM during and to the end of the year 2001-02-Concl'd.

	(In thousands of rupees)	
	Expenditure	
	During the year	To end of the year
<b>GOVERNMENT OF KERALA</b>		
<b>02-Refining and Marketing of Oil and Gas-</b>		
190-Investments in Public Sector and other Undertakings	--	35000
<b>Total: Government of Kerala</b>	<b>0</b>	<b>35000</b>
<b>GOVERNMENT OF TAMIL NADU</b>		
<b>01-Exploration and Production of Crude Oil and Gas-</b>		
800- Other Expenditure	--	1754
<b>Total: Government of Tamil Nadu</b>	<b>0</b>	<b>1754</b>
<b>Total:Capital Outlay on Petroleum</b>	<b>6181841</b>	<b>32517220</b>

Economic Services

**No. 31-C-6802-ACCOUNT of LOANS for PETROLEUM showing the amounts ADVANCED and REPAID during the year ended 31st March, 2002 and the BALANCES of such LOANS at the commencement and at the end of the year 2001-02-Concl'd.**

(In thousands of rupees)

	Union Government
<b>01-Exploration and Production of Crude oil and Gas-</b>	
<b>190-LOANS to Public Sector and Other Undertakings-</b>	
Balance 1st April, 2001	61316
Advanced during the year	--
Repaid during the year	40878
Balance 31st March, 2002	20438
<b>02-Refining and Marketing of Oil and Gas-</b>	
<b>190-LOANS to Public Sector and Other Undertakings-</b>	
Balance 1st April, 2001	112500
Advanced during the year	--
Repaid during the year	66194
Balance 31st March, 2002	46306
<b>800-Other Loans-</b>	
Balance 1st April, 2001	195
Advanced during the year	--
Repaid during the year	--
Balance 31st March, 2002	195
<b>Total: Loans for Petroleum-</b>	
Balance 1st April, 2001	174011
Advanced during the year	0
Repaid during the year	107072
Balance 31st March, 2002	66939
Interest received and credited to revenue	20883

LOANS and Advances

## No. 32-0803 - ACCOUNTS of RECEIPTS from COAL AND LIGNITE for the year ended 31st March, 2002-Concl'd.

(In thousands of rupees)

	Union Government	STATE GOVERNMENTS						Total
		Assam	Gujarat	Himachal Pradesh	Meghalaya	Tamil Nadu	West Bengal	
101-Coal Concession Fees and Royalties					15			15
800-Other Receipts	69	95373						95442
<b>TOTAL : Receipts from Coal &amp; Lignite</b>	<b>69</b>	<b>95373</b>	<b>0</b>	<b>0</b>	<b>15</b>	<b>0</b>	<b>0</b>	<b>95457</b>

## No. 32-A-2803 - ACCOUNT of EXPENDITURE on COAL AND LIGNITE for the year ended 31st March, 2002-Concl'd.

(In thousands of rupees)

	Union Government	STATE GOVERNMENTS					Total
		Arunachal Pradesh	Gujarat	Madhya Pradesh	Rajasthan	West Bengal	
001-Direction and Administration	21412						21412
003-Training							0
004-Research and Development	15000						15000
101-Assistance to Coal & Lignite Companies	4138000						4138000
800-Other Receipts	979100						979100
<b>TOTAL : Expenditure on Coal &amp; Lignite</b>	<b>5153512</b>	<b>0</b>	<b>0</b>	<b>0</b>	<b>0</b>	<b>0</b>	<b>5153512</b>
Charged							0
Voted	5153512	0	0	0	0	0	5153512



## COMBINED FINANCE AND REVENUE ACCOUNTS OF THE UNION AND STATE GOVERNMENTS IN INDIA FOR THE YEAR 2001-02

No. 32-B-4803 - ACCOUNTS of CAPITAL-OUTLAY on COAL AND LIGNITE during and to the end of  
the year 2001-02

(In thousands of rupees)

	During the year	To end of the year
<b>UNION GOVERNMENT</b>		
190-Investment in Public Sector and Other Undertakings		48365657
797-Transfer to/from Reserve Funds and Deposit Accounts		-12522
800-Other Expenditure		44828490
901-Deduct - Receipts and Recoveries on Capital Account		-148985
<b>Total : Union Government</b>	<b>0</b>	<b>93032640</b>
<b>STATE GOVERNMENTS</b>		
<b>MAHARASHTRA</b>		
800-Other Expenditure		31
<b>Total : Govt. of Maharashtra</b>	<b>0</b>	<b>31</b>
<b>TOTAL : Capital Outlay on Coal and Lignite</b>		<b>93032671</b>

Economic Services/Loans and Advances

**No. 32-C-6803 - ACCOUNT of LOANS for COAL AND LIGNITE showing the amounts ADVANCED and REPAYED during the year ended 31st 2002 and the BALANCES of such LOANS at the commencement and at the end of the year 2001-02-Concl'd.**

(In thousands of rupees)

	Balance as on 1st April, 2001	Advanced during the year	Repaid during the year	Balance as on 31st March, 2002	Interest received and credited to revenue
<b>UNION GOVERNMENT</b>					
190-Loans to Public Sector and other Undertakings	19843185	571300	10914889	9499596	2361282
800-Other Loans	2076	--	--	2076	--
<b>GRAND TOTAL</b>	<b>19845261</b>	<b>571300</b>	<b>10914889</b>	<b>9501672</b>	<b>2361282</b>

Economic Services/Loans and Advances

**No. 33-0810 - ACCOUNT of RECEIPTS from NON-CONVENTIONAL SOURCES OF ENERGY for the year ended 31st March, 2002**

(In thousands of rupees)

	Union Government	STATE GOVERNMENTS										Total carried over	
		Andhra Pradesh	Arunachal Pradesh	Bihar	Chhattisgarh	Gujarat	Haryana	Himachal Pradesh	Karnataka	Jharkhand	Maharashtra		
001-Direction and Administration													0
101-Bio-Energy													0
102-Solar	1515												1515
103-Wind													0
800-Other Receipts	1245				3			20	649		2556		4473
<b>Total : Receipts from Non-Conventional Sources of Energy</b>	<b>2760</b>	<b>0</b>	<b>0</b>	<b>0</b>	<b>3</b>	<b>0</b>	<b>0</b>	<b>20</b>	<b>649</b>	<b>0</b>	<b>2556</b>	<b>0</b>	<b>5988</b>

**No. 33-0810 - ACCOUNT of RECEIPTS from NON-CONVENTIONAL SOURCES OF ENERGY for the year ended 31st March, 2002-contind.**

	Total brought forward	STATE GOVERNMENTS										Total	
		Manipur	Meghalaya	Mizoram	Madhya Pradesh	Punjab	Sikkim	Tamil Nadu	Tripura	Uttar Pradesh	Uttaranchal		
001-Direction and Administration	0												0
101-Bio-Energy	0					2798							2798
102-Solar	1515												1515
103-Wind	0												0
800-Other Receipts	4473	21	1				20			267	3945		8727
<b>Total : Receipts from Non-Conventional Sources of Energy</b>	<b>5988</b>	<b>21</b>	<b>1</b>	<b>0</b>	<b>0</b>	<b>2798</b>	<b>20</b>	<b>0</b>	<b>0</b>	<b>267</b>	<b>3945</b>	<b>0</b>	<b>13040</b>

Economic Services

**No. 33-A-2810 - ACCOUNT of EXPENDITURE on NON-CONVENTIONAL SOURCES OF ENERGY for the year  
ended 31st March, 2002**

(In thousands of rupees)

	Union Government	U.T. Govt. Pondichery	STATE GOVERNMENTS							Item No.
			Andhra Pradesh	Arunachal Pradesh	Assam	Bihar	Chhattisgarh	NCT Delhi	Goa	
<b>01 - Bio-Energy -</b>										
001-Direction and Administration										1
002-Assistance to district- Rural Development Agency										2
003-Training										3
004-Research and Development	25721				741					4
101-National Programme for Biogas Development	345885									5
102-Community and Institutional Biogas Development	56500								585	6
103-Biomass	291550									7
789-Special Component Plan for Scheduled Castes										8
796-Tribal Area Sub-Plan										9
800-Other Expenditure	388		16190							10
911-Deduct-Recoveries of Overpayments	-8370									11
<b>02 - Solar -</b>										
001-Direction and Administration										12
101-Solar Thermal Energy Programme	42861									13
102-Photovoltaic	665014									14
789-Special Component Plan for Scheduled Castes										15
796-Tribal Area Sub-Plan	418									16
800-Other Expenditure	662							8250		17
911-Deduct-Recoveries of Overpayments	-71989									18
<b>03 - Wind -</b>										
004-Research and Development	899									19
101-Wind Energy										20
103-Demonstration	86058									21
104-Wind Energy Centre	15257									22
789-Special Component Plan for Scheduled Castes										23
796-Tribal Area Sub-Plan	638									24
800-Other Expenditure	1800									25
911-Deduct-Recoveries of Overpayments	-7523									26
<b>60 - Others -</b>										
004-Reserch & Development										27
101-Choolah	96127								400	28
103-Energy from Urban and Agricultural Wastes	93493									29
191-Assistance to Local Bodies, Municipal Corporations, etc.										30
600-Other Sources of Energy	275199					7725				31
789-Special Component Plan for Scheduled Castes							1454			32
796-Tribal Areas Sub Plan							2916			33
798- International Co-operation	5682								1700	34
800-Other Expenditure	700940			15000	608		20297	5830		35
911-Deduct-Recoveries of Overpayments	-56295									36
<b>Total : Expenditure on Non- Conventional Sources of Energy</b>	<b>2560915</b>	<b>0</b>	<b>16190</b>	<b>15000</b>	<b>1349</b>	<b>7725</b>	<b>24667</b>	<b>14080</b>	<b>2685</b>	<b>37</b>
Charged										38
Voted	2560915	0	16190	15000	1349	7725	24667	14080	2685	39

No. 33-A-2810 - ACCOUNT of EXPENDITURE on NON-CONVENTIONAL SOURCES OF ENERGY for the year  
ended 31st March, 2002 - Contd.

(In thousands of rupees)

Item No.	STATE GOVERNMENTS								Total carried over
	Gujarat	Haryana	Himachal Pradesh	Jammu and Kashmir	Jharkhand	Karnataka	Kerala	Madhya Pradesh	
1						82806			82806
2									0
3									0
4									26462
5	6061					64537	6550		423033
6									57085
7			11541						303091
8									0
9	2450								2450
10									16578
11									-8370
12		1641							1641
13		6537							49398
14									665014
15									0
16									418
17									8912
18									-71989
19									899
20									0
21									86058
22									15257
23									0
24									638
25									1800
26									-7523
27									0
28			2000			82			98609
29									93493
30				0		1495			1495
31									282924
32									1454
33			10214		30000				43130
34									7382
35			2102			6500	110239		861516
36							-20		-56315
37	8511	8178	25857	0	30000	155420	116769	0	2987346
38									0
39	8511	8178	25857	0	30000	155420	116769	0	2987346

Economic Services

**No. 33-A-2810 - ACCOUNT of EXPENDITURE on NON-CONVENTIONAL SOURCES OF ENERGY for the year ended 31st March, 2002 - Contd.**

(In thousands of rupees)

	Total brought forward	STATE GOVERNMENTS						Item No.
		Maharashtra	Manipur	Meghalaya	Mizoram	Nagaland	Orrisa	
<b>01 - Bio-Energy -</b>								
001-Direction and Administration	82806			3420			2972	1
002-Assistance to district-Rural Development Agency	0							2
003-Training	0							3
004-Research and Development	26462							4
101-National Programme for Biogas Development	423033	54303					1274	5
102-Community and Institutional Biogas Development	57085			180			10	6
103-Biomass	303091		61					7
789-Special Component Plan for Scheduled Castes	0							8
796-Tribal Area Sub-Plan	2450							9
800-Other Expenditure	16578		2400					10
911-Deduct-Recoveries of Overpayments	-8370							11
<b>02 - Solar -</b>								
001-Direction and Administration	1641							12
101-Solar Thermal Energy Programme	49398						10	13
102-Photovoltaic	665014		4947				3	14
789-Special Component Plan for Scheduled Castes	0							15
796-Tribal Area Sub-Plan	418							16
800-Other Expenditure	8912				17824	1000		17
911-Deduct-Recoveries of Overpayments	-71989							18
<b>03 - Wind -</b>								
004-Research and Development	899							19
101-Wind Energy	0							20
103-Demonstration	86058							21
104-Wind Energy Centre	15257						2	22
789-Special Component Plan for Scheduled Castes	0							23
796-Tribal Area Sub-Plan	638							24
800-Other Expenditure	1800							25
911-Deduct-Recoveries of Overpayments	-7523							26
<b>60 - Others -</b>								
004-Reserch & Development	0							27
101-Choolah	98609	16462	617				137	28
103-Energy from Urban and Agricultural Wastes	93493							29
191-Assistance to Local Bodies, Municipal Corporations, etc.	1495							30
600-Other Sources of Energy	282924							31
789-Special Component Plan for Scheduled Castes	1454							32
796-Tribal Areas Sub-Plan	43130							33
798-International Co-operation	7382							34
800-Other Expenditure	861516	6960		1400			710	35
911-Deduct-Recoveries of Overpayments	-56315							36
<b>Total : Expenditure on Non-Conventional Sources of Energy</b>	<b>2987346</b>	<b>77725</b>	<b>8025</b>	<b>5000</b>	<b>17824</b>	<b>1000</b>	<b>5118</b>	<b>37</b>
Charged	0							38
Voted	2987346	77725	8025	5000	17824	1000	5118	39

**No. 33-A-2810 - ACCOUNT of EXPENDITURE on NON-CONVENTIONAL SOURCES OF ENERGY for the year  
ended 31st March, 2002 - Concl'd.**

(In thousands of rupees)

Item No.	STATE GOVERNMENTS								Total
	Punjab	Rajasthan	Sikkim	Tamil Nadu	Tripura	Uttar Pradesh	Uttaranchal	West Bengal	
1	6793	2200			3476				101667
2									0
3									0
4							1825		28287
5		1225	550						480385
6				11837					69112
7									303152
8									0
9									2450
10								695	19673
11									-8370
12									1641
13							312	83	49803
14							38739	4000	712703
15								1730	1730
16									418
17									27736
18									-71989
19									899
20									0
21								5000	91058
22									15259
23								1756	1756
24									638
25									1800
26									-7523
27									0
28		120	800	1987					118732
29									93493
30									1495
31									282924
32									1454
33									43130
34									7382
35			3400				58268	2770	935024
36									-56315
37	6793	3545	4750	13824	3476	0	99144	16034	3249604
38									0
39	6793	3545	4750	13824	3476	0	99144	16034	3249604

Economic Services

**No. 33-B-4810-ACCOUNT of CAPITAL OUTLAY on NON-CONVENTIONAL SOURCES of ENERGY  
during and to the end of the year 2001-02**

	Expenditure During the year	To end of the year
<b>UNION GOVERNMENT</b>		
102-Solar	43340	222459
190-Investments in Public Sector and Other Undertakings	270000	2120000
600-others	3005	626386
<b>Total : Union Government</b>	<b>316345</b>	<b>2968845</b>
<b>STATE GOVERNMENTS</b>		
<b>ANDHRA PRADESH</b>		
101- Bio-Energy	-	5914
<b>Total : Government of Andhra Pradesh</b>	<b>0</b>	<b>5914</b>
<b>ASSAM</b>		
600-Others	-	7
<b>Total : Government of Assam</b>	<b>0</b>	<b>7</b>
<b>ARUNACHAL PRADESH</b>		
600-Others	-	825
<b>Total : Government of Arunachal Pradesh</b>	<b>0</b>	<b>825</b>
<b>GOA</b>		
800-Others Expenditure	7963	10173
<b>Total : Government of Goa</b>	<b>7963</b>	<b>10173</b>
<b>KERALA</b>		
600-Others	-	8749
<b>Total : Government of Kerala</b>	<b>0</b>	<b>8749</b>
<b>MIZORAM</b>		
102-Solar	-	-
<b>Total : Government of Mizoram</b>	<b>0</b>	<b>0</b>
<b>ORISSA</b>		
800-Others Expenditure	-	140
<b>Total : Government of Orissa</b>	<b>0</b>	<b>140</b>
<b>PUNJAB</b>		
600-Others	-	5307
<b>Total : Government of Punjab</b>	<b>0</b>	<b>5307</b>
<b>RAJASTHAN</b>		
102-Solar	-	11500
<b>Total : Government of Rajasthan</b>	<b>0</b>	<b>11500</b>
<b>TRIPURA</b>		
001- Direction and Administration	-	10247
101-Bio-Energy	3151	10958
102-Solar	2700	22130
103-Wind	250	126
600-Others	-	30139
800-Other expenditure	-	2641
<b>Total : Government of Tripura</b>	<b>6101</b>	<b>76241</b>
<b>UTTAR PRADESH</b>		
600-Others	-	91
<b>Total : Government of Uttar Pradesh</b>	<b>0</b>	<b>91</b>
<b>TOTAL : Capital Outlay on Non-Conventional Sources of Energy</b>	<b>330409</b>	<b>3087792</b>



## COMBINED FINANCE AND REVENUE ACCOUNTS OF THE UNION AND STATE GOVERNMENTS IN INDIA FOR THE YEAR 2001-02.

No. 33-C-6810-ACCOUNT of LOANS for NON-CONVENTIONAL SOURCES OF ENERGY showing the amounts ADVANCED and REPAID during the year ended 31st March, 2002 and the BALANCES of such LOANS at the commencement and at the end of the year 2001-02-Concid.

	(In thousands of rupees)				
	Balance 1st April, 2001	Advanced during the year	Repaid during the year	Balance as on 31st March, 2002	Interest
<b>UNION GOVERNMENT</b>					
190-Loans to Public Sector and other Undertakings	3054733	1687000	307089	4434644	423686
<b>GUJARAT</b>					
103-Wind					42
800-Other Loans				0	0
<b>TAMILNADU</b>					
101-Bio-energy	-10			-10	
<b>Total : UNION AND STATES</b>	<b>3054723</b>	<b>1687000</b>	<b>307089</b>	<b>4434634</b>	<b>423728</b>

Economic Services/Loans and Advances

## No. 34-0851-ACCOUNT of RECEIPTS from VILLAGE AND SMALL INDUSTRIES for the year ended 31st March, 2002

(In thousands of rupees)

	Union Government	U.T. Govt. Pondicherry	STATE GOVERNMENTS						Item No.	
			Andhra Pradesh	Arunachal Pradesh	Assam	Bihar	Chhattisgarh	NCT Delhi		Goa
101-Industrial Estates		238				2081	63	72255		1
102-Small Scale Industries	86326		8892	36			136		84	2
103-Handloom Industries	21678		130				152			3
104-Handicraft Industries	2556			480					825	4
105-Khadi and village Industries			1							5
106-Coir Industries	661		3							6
107-Sericulture Industries	37557		14547			11	2656			7
108-Powerloom Industries							6			8
110-Government Pottery Center, Jharsuguda										9
111-Employment scheme for Unemployed Educated Youths										10
200-Other Village Industries							33		455	11
501-Services and Service Fee										12
800-Other Receipts	32843	242	52	3450	36374	2642	2964	2572	52	13
900-Deduct-Refunds							-5			14
<b>Total: Receipts from Village and Small Industries</b>	<b>181621</b>	<b>480</b>	<b>23625</b>	<b>3966</b>	<b>36374</b>	<b>4734</b>	<b>6005</b>	<b>74827</b>	<b>1416</b>	<b>15</b>

## No. 34-0851-ACCOUNT of RECEIPTS from VILLAGE AND SMALL INDUSTRIES for the year ended 31st March, 2002-Contd.

(In thousands of rupees)

	Total Brought Forward	STATE GOVERNMENTS						Item No.	
		Maharashtra	Manipur	Meghalaya	Mizoram	Nagaland	Orissa		
101-Industrial Estates	79529	635		210	7				1
102-Small Scale Industries	109041	7735		1586	17				2
103-Handloom Industries	22438			569				14	3
104-Handicraft Industries	6110			88				126	4
105-Khadi and village Industries	2			5					5
106-Coir Industries	14671								6
107-Sericulture Industries	268009			1331	168	153	153		7
108-Powerloom Industries	11								8
110-Government Pottery Center, Jharsuguda	0								9
111-Employment scheme for Unemployed Educated Youths	0								10
200-Other Village Industries	788	152			175				11
501-Services and Service Fees	0								12
800-Other Receipts	130724	23711	1000	163	563	1689	2058		13
900-Deduct-Refunds	-802								14
<b>Total: Receipts from Village and Small Industries</b>	<b>630521</b>	<b>32233</b>	<b>1000</b>	<b>3952</b>	<b>930</b>	<b>1842</b>	<b>2351</b>		<b>15</b>

## No. 34-0851-ACCOUNT of RECEIPTS from VILLAGE AND SMALL INDUSTRIES for the year ended 31st March, 2002-Contd.

Item No.	STATE GOVERNMENTS								Total carried over
	Gujarat	Haryana	Himachal Pradesh	Jammu and Kashmir	Jharkhand	Karnataka	Kerala	Madhya Pradesh	
1	104	809	2909	686		1	24	359	79529
2	573	1417	225	1394		47	4745	5166	109041
3	1		6	123		263	7	78	22438
4	6			2171			6	66	6110
5	1								2
6							14001	6	14671
7			305	3743		208630		560	268009
8							4	1	11
9									0
10									0
11						293	4	3	788
12									0
13	1417		2815	1124	306	9727	12648	21496	130724
14								-797	-802
15	2102	2226	6260	9241	306	218961	31439	26938	630521

## No. 34-0851-ACCOUNT of RECEIPTS from VILLAGE AND SMALL INDUSTRIES for the year ended 31st March, 2002-Concl'd.

Item No.	STATE GOVERNMENTS								Total
	Punjab	Rajasthan	Sikkim	Tamil Nadu	Tripura	Uttar Pradesh	Uttaranchal	West Bengal	
1	2563			56034		552	1221	291	141042
2	4962		6393	15734		32		2186	147686
3								20313	43334
4	309								6633
5	19								26
6	19			36825				3	51518
7	1							5390	275205
8	30	14							55
9									0
10									0
11						22			1137
12				18					18
13	1909	3934		18793	3275	14720	32	5010	207581
14			-1	-724					-1527
15	9812	3948	6392	126680	3275	15326	1253	33193	872708

(A) Includes Rs.44 thousands pertaining to the years 1999-2000 (Rs.41 thousands and 2000-01(Rs.3 thousands) lying under suspense but adjusted during the year 2001-2002. Economic Services

## No. 34-A-2851-ACCOUNT of EXPENDITURE on VILLAGE AND SMALL INDUSTRIES for the year ended 31st March, 2002

(In thousands of rupees)

	Union Government	U.T. Govt. Pondicherry	STATE GOVERNMENTS							Item No.
			Andhra Pradesh	Arunachal Pradesh	Assam	Bihar	Chhattisgarh	NCT Delhi	Goa	
001-Direction and Administration	109641	11404		76341	30888	14807		32020	4822	1
003-Training	102415	6153			94119				197	2
004-Research and Development	153024				804					3
101-Industrial Estates	1326	1316		479	8119		58	430		4
102-Small Scale Industries	1097537		49680	989	153749	59921	1090	97130	68889	5
103-Handloom Industries	435798	42769	354988	6238	144405	10757	16525	18186	1781	6
104-Handicraft Industries	779993	21225	7	842	3773	14743	430	2543	15096	7
105-Khadi and Village Industries	1032370	22000	44415	2000	41000	11436	5401	12000	4494	8
106-Coir Industries	152875	929							2114	9
107-Sericulture Industries	1119700		409804	2297	172650	39894	122662			10
108-Powerloom Industries	59768				261					11
109-Monitoring and Evaluation										12
110-Composite Village and Small Industries and Co-operatives	2000						7158			13
111-Employment Scheme for Unemployed Educated Youths	1934739	219								14
190-Assistance to Public Sector and other Undertakings	224									15
191-Assistance to Local Bodies, Corporations etc.	1500136			721						16
195-Assistance to Co-operatives			23746							17
200-Other Village Industries							34287			18
789-Special Component Plan for SCs							4225			19
792-Irrecoverable Loans Written off										20
793-Special Central Assistance for Scheduled Castes Component Plan										21
794-Special Central Assistance for Tribal Sub-plan										22
796-Tribal Area Sub-plan	334		21295		3550		16080			23
797-Transfer to/from Reserve Fund and Deposit Account			-28880							24
799-Suspense										25
800-Other Expenditure	1077995	27855	236750	30470	17554		3176	3911	3479	26
900-Deduct-Refunds										27
901-Deduct Recovery of Overpayment										28
902-Deduct-Amount met from Karnataka Silk Worm, Seed, Cocoon and Silk Yarn Development Price Stabilisation Fund										29
909-Deduct - Amount met from National Renewal Fund	-440									30
910-Amount transferred from Major Head "2705-Command Area Development"										31
911-Deduct-Recoveries of Overpayment	-721								-5	32
<b>Total: Expenditure on Village and Small Industries</b>	<b>9558705</b>	<b>133870</b>	<b>1111805</b>	<b>120377</b>	<b>670872</b>	<b>151558</b>	<b>211092</b>	<b>166220</b>	<b>100867</b>	<b>33</b>
Charged								5		34
Voted	9558705	133870	1111805	120377	670872	151558	211092	166215	100867	35

## COMBINED FINANCE AND REVENUE ACCOUNTS OF THE UNION AND STATE GOVERNMENTS IN INDIA FOR THE YEAR 2001-02

## No. 34-A-2851-ACCOUNT of EXPENDITURE on VILLAGE AND SMALL INDUSTRIES for the year ended 31st March, 2002-Contd.

Item No.	STATE GOVERNMENTS								Total carried over
	Gujarat	Haryana	Himachal Pradesh	Jammu and Kashmir	Jharkhand	Karnataka	Kerala	Madhya Pradesh	
1	30346	3325	2896	62672	3803	3890	29781		416636
2					4920		18935		226739
3									153828
4		2710	400	4258			1442	3680	24218
5	320864	16734	58807	10811	11628	1316451	291408	9919	3565607
6	19993	400	12186	30251	1228	83913	267823	42604	1489835
7	6226		359	140320	3667	5000	14967	18361	1027552
8		100	6592	24605		132494	116000	25438	1480345
9	1321						282123		439362
10			21200	194578	51563	714840		89984	2939172
11	1714					9159	1259		72161
12									0
13			413				20047	6568	36186
14	4541								1939499
15							14805		15029
16						370641	271		1871769
17							23167		46913
18	22094	10722		1001		34193		124040	226337
19								19102	23327
20		10							10
21	1805							5000	6805
22	19876								19876
23	37073		18893		45880			27705	170810
24						172911			144031
25									0
26	763277	3928	132	83325				10427	2262280
27									0
28									0
29						-134576			-134576
30									-440
31									0
32							-1466		-2192
33	1229130	37929	121878	551821	122689	2708916	1080562	382828	18461119
34			9						14
35	1229130	37929	121869	551821	122689	2708916	1080562	382828	18461105

No. 34-A-2851-ACCOUNT of EXPENDITURE on VILLAGE AND SMALL INDUSTRIES for the year ended 31st March, 2002-Contd.								(Rupees in thousand)
	Total brought forward	STATE GOVERNMENTS						Item No.
		Maharashtra	Manipur	Meghalaya	Mizoram	Nagaland	Orissa	
001-Direction and Administration	416636	15811	80828	14367	21548	236727	111999	1
003-Training	226739	--	46817	8282	--	--	--	2
004-Research and Development	153828	--	579	--	5633	--	--	3
101-Industrial Estates	24218	335	--	2167	3278	270	--	4
102-Small Scale Industries	3565607	74836	8523	72783	45665	2586	43503	5
103-Handloom Industries	1489835	--	48155	26815	17521	19572	29057	6
104-Handicraft Industries	1027552	--	7452	5826	9957	1524	12384	7
105-Khadi and Village Industries	1480345	71343	6210	6500	21294	5875	20591	8
106-Coir Industries	439362	--	--	--	--	--	2961	9
107-Sericulture Industries	2939172	--	69153	39638	39350	12345	26744	10
108-Powerloom Industries	72161	--	--	--	--	--	612	11
109-Monitoring and Evaluation	0	--	3003	--	93	--	--	12
110-Composite Village and Small Industries and Co-operatives	36186	73692	--	100	--	--	--	13
111-Employment Scheme for Unemployed Educated Youths	1939499	--	--	1357	--	--	--	14
190-Assistance to Public Sector and other Undertakings	15029	--	--	--	--	--	--	15
191-Assistance to Local Bodies, Corporations etc.	1871769	--	--	--	--	--	--	16
195-Assistance to Co-operatives	46913	--	--	--	--	--	--	17
200-Other Village Industries	226337	--	--	18525	--	4732	48832	18
789-Special Component Plan for SCs	23327	--	--	--	--	--	--	19
792-Irrecoverable Loans Written off	10	--	--	--	--	--	--	20
793-Special Central Assistance for Scheduled Castes Component Plan	6805	--	--	--	--	--	--	21
794-Special Central Assistance for Tribal Sub-plan	19876	--	--	--	--	--	--	22
796-Tribal Area Sub-plan	170810	86	--	--	--	--	20753	23
797-Transfer to/from Reserve Fund and Deposit Account	144031	--	--	--	--	--	--	24
799-Suspense	0	--	--	--	--	--	--	25
800-Other Expenditure	2262280	1205	163	1942	9395	110008	2684	26
900-Deduct-Refunds	0	--	--	--	--	--	--	27
901-Deduct Recovery of Overpayment	0	--	--	--	--	--	--	28
902-Deduct-Amount met from Karnataka Silk Worm, Seed, Cocoon and Silk Yarn Development Price Stabilisation Fund	-134576	--	--	--	--	--	--	29
909-Deduct - Amount met from National Renewal Fund	-440	--	--	--	--	--	--	30
910-Amount transferred from Major Head "2705-Command Area Development"	0	--	--	--	--	--	--	31
911-Deduct-Recoveries of Overpayment	-2192	--	--	--	--	--	--	32
<b>Total: Expenditure on Village and Small Industries</b>	<b>18461119</b>	<b>237308</b>	<b>270883</b>	<b>198302</b>	<b>173734</b>	<b>393639</b>	<b>320120</b>	<b>33</b>
Charged	14	--	--	--	--	--	--	34
Voted	18461105	237308	270883	198302	173734	393639	320120	35

## COMBINED FINANCE AND REVENUE ACCOUNTS OF THE UNION AND STATE GOVERNMENTS IN INDIA FOR THE YEAR 2001-02

## No. 34-A-2851-ACCOUNT of EXPENDITURE on VILLAGE AND SMALL INDUSTRIES for the year ended 31st March, 2002-Concl'd.

(In thousands of rupees)

Item No.	STATE GOVERNMENTS								Total
	Punjab	Rajasthan	Sikkim	Tamil Nadu	Tripura	Uttar Pradesh	Uttaranchal	West Bengal	
1	74602	2291	8806	4461	32569	77090		81743	1179478
2			21852						303690
3			29	15898					175967
4	1157			278171	2100			301	311997
5	91916	3104	12297	676484	49113	297929	35638	137233	5117217
6	603	154			19297	115231	6105	68374	1840719
7	8149	3000			11322			23371	1110537
8	10100	95517	10700	298224	16180	179865	21196	50924	2294864
9				526				1140	443989
10	6405			197323	24688	7491		261833	3624142
11				22					72795
12									3096
13	25676	7088		29052				103479	275273
14									1940856
15						273			15302
16									1871769
17									46913
18			6086	300	1275				306087
19								5802	29129
20									10
21									6805
22									19876
23								3929	195578
24				13514					157545
25									0
26			250	18668	8815	20759	25041	23633	2484843
27									0
28									0
29				-98					-134674
30									-440
31									0
32									-2192
33	218608	111154	60020	1532545	165359	698638	87980	761762	23691171
34									14
35	218608	111154	60020	1532545	165359	698638	87980	761762	23691157

**No. 34-B-4851-ACCOUNT of CAPITAL OUTLAY on VILLAGE AND SMALL INDUSTRIES during and to the end of the year 2001-02**

	(In thousands of rupees)	
	Expenditure	
	During the year	To end of the year
<b>UNION GOVERNMENT</b>		
101-Industrial Estates	394	61181
102-Small Scale Industries	46949	2322655
103-Handloom Industries	44532	500959
104-Handicraft Industries	41476	453406
109-Composite Village and Small Industries Co-operatives	-	7500
190-Investments in Public Sector and other Undertakings	54000	273118
796-Tribal Area Sub-Plan	1514	11969
800-Other Expenditure	3923	72741
901-Deduct-Receipts and Recoveries on Capital Account	-	-21608
<b>Total: Union Government</b>	<b>192788</b>	<b>3681921</b>
<b>UNION TERRITORY GOVERNMENT</b>		
<b>PONDICHERRY</b>		
001-Direction and Administration	-	17
101-Industrial Estates	-	4084
102-Small Scale Industries	-	12
109-Composite Village and Small Industries Co-operatives	-	-
195-Investments in Village and Small Industries Co-operatives.	14700	311625 (A)
200-Other Village Industries	-	75
800-Other Expenditure	-	208
901-Deduct-Receipts and Recoveries on Capital Account	-	-
<b>Total: Government of Pondicherry</b>	<b>14700</b>	<b>316021</b>
<b>STATE GOVERNMENTS</b>		
<b>ANDHRA PRADESH</b>		
101-Industrial Estates	-	48981
102-Small Scale Industries	25000	166313
103-Handloom Industries	990	272017
104-Handicrafts Industries	-	18174
106-Coir Industries	-	1196
107-Sericulture Industries	-816	155375
108-Powerloom Industries	-	1985
109-Composite Village and Small Industries Co-operatives	-31	2861
796-Tribal Area Sub-plan	-	9390
800-Other Expenditure	-	6000
797-Transfers to/from Reserve Funds and Deposit Accounts	-	-500
902-Deduct-Amount met from Reserve Funds/Deposit Account	-	-
<b>Total: Government of Andhra Pradesh</b>	<b>25143</b>	<b>681792</b>

(A) Included an amount of Rs. 100 thousands as proforma adjustment as detailed in Appendix IV of Finance Accounts of concerned State.



**No. 34-B-4851-ACCOUNT of CAPITAL OUTLAY on VILLAGE AND SMALL INDUSTRIES during and to the end of  
the year 2001-02-Contd.**

	(In thousands of rupees)	
	Expenditure	
	During the year	To end of the year
<b>ARUNACHAL PRADESH</b>		
800-Other Expenditure	1069	100460
<b>Total: Government of Arunachal Pradesh</b>	<b>1069</b>	<b>100460</b>
<b>ASSAM</b>		
101-Industrial Estates	1071	105859
102-Small Scale Industries		96611
103-Handloom Industries		47798
104-Handicrafts Industries		11735
107-Sericulture Industries		18575
108-Powerloom Industries		120
109-Composite Village and Small Industries Co-operatives		92089
796-Tribal Area Sub-plan		13048
800-Other Expenditure		27064
<b>Total: Government of Assam</b>	<b>1071</b>	<b>412899</b>
<b>BIHAR</b>		
101-Industrial Estates		7715
102-Small Scale Industries		18330
103-Handloom Industries		154678
105-Khadi and Village Industries		25
107-Sericulture Industries		1000
109-Composite Village and Small Industries Co-operatives		12872
796-Tribal Area Sub-plan		77098
800-Other Expenditure		942
<b>Total: Government of Bihar</b>	<b>0</b>	<b>272660</b>
<b>CHHATTISGARH</b>		
101-Industrial Estates	10196	17011
102-Small Scale Industries	531	741
104-Handicraft Industries		-1
107-Sericulture Industries	317	1034
109-Composite Village and Small Industries Co-operatives	324	372
789-Special Component plan for Scheduled Castes	2297	2366
796-Tribal Area Sub-plan	18	48
800-Other Expenditure		-1
<b>Total: Government of Chhattisgarh</b>	<b>13683</b>	<b>21570</b>

**No. 34-B-4851-ACCOUNT of CAPITAL OUTLAY on VILLAGE AND SMALL INDUSTRIES during and to the end of  
the year 2001-02-Contd.**

	(In thousands of rupees)	
	Expenditure	
	During the year	To end of the year
<b>NCT DELHI</b>		
101-Industrial	60291	563648
102-Small Scale industries	912	162510
103-Handloom Industries	322	12019
800-Other Expenditure		123877
901-Deduct-Receipt and Recoveries on Capital Account		-169762
<b>Total: Government of NCT Delhi</b>	<b>61525</b>	<b>692292</b>
<b>GOA</b>		
102-Small Scale Industries	481	23676
190-Investments in Public Sector and Other Undertakingss	10000	28866
800-Other Expenditure	326	66565
<b>Total: Government of Goa</b>	<b>10807</b>	<b>119107</b>
<b>GUJARAT</b>		
101-Industrial Estates		7877
102-Small Scale Industries		69420
103-Handloom Industries		73573
104-Handicraft Industries		29449
107-Sericulture Industries		141
191-Industrial Co-operatives	1171	60252
200-Other Village Industries		18927
796-Tribal Area Sub-plan	-12644	13997
800-Other Expenditure		6087
<b>Total: Government of Gujarat</b>	<b>-11473</b>	<b>279723</b>
<b>HARYANA</b>		
101-Industrial Estates	371	17409
102-Small Scale Industries	179	24870
191-Industrial Co-operatives		
195-Industrial Cooperatives	-6	18588
800-Other Expenditure		62182
<b>Total: Government of Haryana</b>	<b>544</b>	<b>123049</b>

**No. 34-B-4851-ACCOUNT of CAPITAL OUTLAY on VILLAGE AND SMALL INDUSTRIES during and to the end of  
the year 2001-02-Contd.**

	(In thousands of rupees)	
	Expenditure	
	During the year	To end of the year
<b>HIMACHAL PRADESH</b>		
101-Industrial Estates		2475
102-Small Scale Industries	633	72188
103-Handloom Industries		33415
104-Handicrafts Industries	376	5347
109-Composite Village and Small Industries Co-operatives	-10	39234
796-Tribal Area Sub-plan	350	19484
800-Other Expenditure		3862
<b>Total: Government of Himachal Pradesh</b>	<b>1349</b>	<b>176005</b>
<b>JAMMU AND KASHMIR</b>		
101-Industrial Estates	223401	745516
102-Small Scale Industries		421437
103-Handloom Industries	13900	155066
104-Handicraft Industries	12703	186133
105-Khadi and Village Industries	849	12223
107-Sericulture Industries	24123	381627
800-Other Expenditure		4073
<b>Total: Government of Jammu &amp; Kashmir</b>	<b>274976</b>	<b>1906075</b>
<b>KARNATAKA</b>		
101-Industrial Estates		170116
102-Small Scale Industries	45620	406669
103-Handloom Industries		104374
104-Handicraft Industries		3285
106-Coir Industries		40803
107-Sericulture Industries	50	888220
108-Powerloom Industries	2070	25703
190-Investments in Public Sector and Other Undertakings	5375	352106
200-Other Village Industries		208497
800-Other Expenditure		79589
<b>Total: Government of Karnataka</b>	<b>53115</b>	<b>2279362</b>

## COMBINED FINANCE AND REVENUE ACCOUNTS OF THE UNION AND STATE GOVERNMENTS IN INDIA FOR THE YEAR 2001-02

## No. 34-B-4851-ACCOUNT of CAPITAL OUTLAY on VILLAGE AND SMALL INDUSTRIES during and to the end of the year 2001-02-Contd.

	(In thousands of rupees)	
	Expenditure	
	During the year	To end of the year
<b>KERALA</b>		
101-Industrial Estates	221	814985
102-Small Scale Industries	14818	254001
103-Handloom Industries		433
104-Handicraft Industries	3025	12110
106-Coir Industries		2507
190-Investments in Public Sector and Other Undertakings	2400	514040
195-Investment in Industrial Cooperatives	48691	973569
200-Other Village Industries		17388
800-Other Expenditure		-13
<b>Total: Government of Kerala</b>	<b>69155</b>	<b>2589020</b>
<b>MADHYA PRADESH</b>		
101-Industrial Estates	63300	1320522
102-Small Scale Industries	1139	398356
104-Handicraft Industries		1100
105-Khadi and Village Industries		5000
107-Sericulture Industries	-3661	29142
108-Powerloom Industries		3975
109-Composite Village and Small industries Co-operatives	176	192610
190-Investments in Public Sector and Other Undertakings		9000
789-Special Component Plan for Scheduled Castes	2367	14730
796-Tribal Area Sub-plan		244328
800-Other Expenditure	1308	18719
<b>Total: Government of Madhya Pradesh</b>	<b>64629</b>	<b>2237482</b>
<b>MAHARASHTRA</b>		
101-Industrial Estates		11357
102-Small Scale Industries		274435
109-Composite Village & Small Industries & Co-operatives	111356	1027496
796-Tribal Area Sub-plan	65	2788
800-Other Expenditure		10697
<b>Total: Government of Maharashtra</b>	<b>111421</b>	<b>1326773</b>

## COMBINED FINANCE AND REVENUE ACCOUNTS OF THE UNION AND STATE GOVERNMENTS IN INDIA FOR THE YEAR 2001-02

## No. 34-B-4851-ACCOUNT of CAPITAL OUTLAY on VILLAGE AND SMALL INDUSTRIES during and to the end of the year 2001-02-Contd.

	(In thousands of rupees)	
	Expenditure	
	During the year	To end of the year
<b>MANIPUR</b>		
101-Industrial Estates		23551
102-Small Scale Industries		15547
103-Handloom Industries		27815
104-Handicraft Industries		19081
107-Sericulture Industries	90521	232335
109-Composite Village and Small industries Co-operatives		7709
200-Other Village Industries		21
800-Other Expenditure		6518
<b>Total: Government of Manipur</b>	<b>90521</b>	<b>332577</b>
<b>MEGHALAYA</b>		
101-Industrial Estates	58000	131578
102-Small Scale Industries		671
103-Handloom Industries		1600
104-Handicraft Industries	950	15590
109-Composite Village and Small Industries Co-operatives		1447
190-Investment in Public Sector and Other Undertakings		11799
200-Other Village Industries		52487
800-Other Expenditure		12796
<b>Total: Government of Meghalaya</b>	<b>58950</b>	<b>227968</b>
<b>MIZORAM</b>		
101-Industrial Estates		597
102-Small Scale Industries	16381	300033
107-Sericulture Industries		10169
800-Other Expenditure		16282
<b>Total: Government of Mizoram</b>	<b>16381</b>	<b>327081</b>
<b>NAGALAND</b>		
101-Industrial Estates		977
102-Small Scale Industries		329
104-Handicraft Industries		949
107-Sericulture Industries		13157
200-Other Village Industries		2559
800-Other Expenditure		150
<b>Total: Government of Nagaland</b>	<b>0</b>	<b>18121</b>

**No. 34-B-4851-ACCOUNT of CAPITAL OUTLAY on VILLAGE AND SMALL INDUSTRIES during and to the end of  
the year 2001-02-Contd.**

	(In thousands of rupees)	
	Expenditure	
	During the year	To end of the year
<b>ORISSA</b>		
001-Direction and Administration		182
101-Industrial Estates		32040
102-Small Scale Industries		111661
103-Handloom Industries		42451
104-Handicraft Industries		12921
106-Coir Industries		2457
107-Sericulture Industries		3593
108-Powerloom Industries		25610
109-Composite Village and Small Industries Co-operatives		80196
190-Investments in Public Sector and Other Undertakings		29924
195-Investment in Cooperatives	416	50334
200-Other Village Industries		4900
796-Tribal Area Sub Plan		9742
800-Other Expenditure		26844
901-Deduct-Receipts and Recoveries on Capital Account		-123
<b>Total: Government of Orissa</b>	<b>416</b>	<b>432732</b>
<b>PUNJAB</b>		
101-Industrial Estates		95326
102-Small Scale Industries	-22	313412
103-Handloom Industries		36274
107-Sericulture Industries		605
109-Composite Village and Small Industries Co-operatives	-12953	91213
200-Other Village Industries		2000
800-Other Expenditure	-27	665521
901-Deduct Receipt		-5079
<b>Total: Government of Punjab</b>	<b>-13002</b>	<b>1199272</b>
* Minus expenditure is due to excess of receipts over expenditure during the year.		
@ Includes Rs. -26 thousands expenditure is due to the Commulative effect of excess of recoveries over expenditure.		

**No. 34-B-4851-ACCOUNT of CAPITAL OUTLAY on VILLAGE AND SMALL INDUSTRIES during and to the end of  
the year 2001-02-contd.**

	(In thousands of rupees)	
	Expenditure	
	During the year	To end of the year
<b>RAJASTHAN</b>		
101-Industrial Estates	--	18527
102-Small Scale Industries	--	52189
103-Handloom Industries	--	107719
200-Other Village Industries	(A) -902	33290
796-Tribal Area Sub-plan	--	1261
<b>Total: Government of Rajasthan</b>	<b>-902</b>	<b>212986</b>
<b>SIKKIM</b>		
101-Industrial Estates	--	8831
102-Small Scale Industries	--	13984
103-Handloom Industries	7554	10000
<b>Total: Government of Sikkim</b>	<b>7554</b>	<b>32815</b>
<b>TAMIL NADU</b>		
101-Industrial Estates	213	79672
102-Small Scale Industries	7640	(B) 75760
103-Handloom Industries	(C) -551	381539
104-Handicraft Industries	--	15897
106-Coir Industries	--	2568
107-Sericulture Industries	--	142218
108-Powerloom	--	2000
109-Composite Village and Small Industries Co-operatives	--	62767
190-Investments in Public Sector and other Undertakings	--	215026
195-Investment in Cooperatives	--	5575
200-Other Village Industries	--	507
800-Other Expenditure	6	788
901-Deduct Receipts and Recoveries on Capital Account	--	-174
<b>Total: Government of Tamil Nadu</b>	<b>7308</b>	<b>984143</b>
<b>TRIPURA</b>		
101-Industrial Estates	--	23337
109-Composite Village and Small Industries Co-operatives	--	13515
800-Other Expenditure	5000	5524
<b>Total: Government of Tripura</b>	<b>5000</b>	<b>42376</b>

(A) Minus expenditure is due to deposit of previous years unspent amount.

(B) Includes Rs. (-) 4971 thousands adjusted proforma in rectification of misclassification during previous year.

(C) Minus expenditure is under examination.

Economic Services

**No. 34-B-4851-ACCOUNT of CAPITAL OUTLAY on VILLAGE AND SMALL INDUSTRIES during and to the end of  
the year 2001-02-Concid.**

	(In thousands of Rupees)	
	Expenditure	
	During the year	To end of the year
<b>UTTAR PRADESH</b>		
101-Industrial Estates	-	356667
102-Small Scale Industries	14529	98741
103-Handloom Industries	-	263943
104-Handicraft Industries	-	38612
107-Sericulture Industries	-	37361
109-Composite Village and Small Industries Cooperatives	-	41680
800-Other Expenditure	116590	339616
<b>Total: Government of Uttar Pradesh</b>	<b>131119</b>	<b>1176620</b>
<b>UTTARANCHAL</b>		
101-Industrial Estates	-	-
102-Small Scale Industries	-	-
103-Handloom Industries	-	-
104-Handicraft Industries	-	-
107-Sericulture Industries	-	-
109-Composite Village and Small Industries Cooperatives	-	-
800-Other Expenditure	-	-246
<b>Total: Government of Uttar Pradesh</b>	<b>0</b>	<b>-246</b>
<b>WEST BENGAL</b>		
101-Industrial Estates	-	30299
102-Small Scale Industries	14250	149704
103-Handloom Industries	33200	162803
104-Handicraft Industries	15000	58621
105-Khadi and Village Industries	-	3177
106-Coir Industries	-	14
107-sericulture industries	-	60656
190- Investment in Public Sector and other Undertakings	121389	784417
191- Investment in Co-operative	-	128209
796- Tribal area Sub-plan	-	139
<b>Total: Government of West Bengal</b>	<b>183839</b>	<b>1378039</b>
<b>Total: Capital Outlay on Village and Small Industries</b>	<b>1371688</b>	<b>23580695</b>

(A) Includes Rs. 53450 thousands spent out of advances from the Contingency Fund during 2000-2001 and recouped to the fund during 2001-02.

(B) Includes Rs. 1012339 thousands yet to be allocated between U.P. and Uttranchal.





**No. 34-C-6851-ACCOUNT of LOANS for VILLAGE AND SMALL INDUSTRIES showing the amounts ADVANCED and REPAID during the year ended 31st March, 2002 and the BALANCES of such LOANS at the commencement and at the end of the year 2001-02**

	(In thousands of rupees)									Item No.
	Union Government	U.T. Govt. Pondicherry	STATE GOVERNMENTS							
			Andhra Pradesh	Arunachal Pradesh	Assam	Bihar	Chhattisgarh	NCT Delhi	Goa	
<b>101-Industrial Estates-</b>										
Balance 1st April, 2001	4250	--	--	--	3300	242	--	16474	--	1
Advanced during the year	--	--	--	--	--	--	--	--	--	2
Repaid during the year	(A) -7	--	--	--	30	--	55	--	--	3
Balance 31st March, 2002	4257	0	0	0	3270	242	(C) -55	15474	0	4
<b>102-Small Scale Industries-</b>										
Balance 1st April, 2001	-2862	501	18540	20137	203879	11344	186	-310	1799	5
Advanced during the year	248	--	5000	--	2203	--	--	1500	--	6
Repaid during the year	4101	119	140	84	366	1203	115	--	147	7
Balance 31st March, 2002	(B) -6715	382	23400	20053	205716	10141	71	1190	1652	8
<b>103-Handloom Industries-</b>										
Balance 1st April, 2001	1455	--	141080	--	66758	28270	121	2445	--	9
Advanced during the year	--	--	26016	--	810	--	--	115	--	10
Repaid during the year	--	--	1729	--	4	--	--	--	--	11
Balance 31st March, 2002	1455	0	165367	0	67564	28270	121	2560	0	12
<b>104-Handicraft Industries-</b>										
Balance 1st April, 2001	4915	--	6761	--	1323	--	--	129	--	(D) -1 13
Advanced during the year	--	--	--	--	--	--	--	--	--	14
Repaid during the year	--	--	--	--	1	--	--	--	--	15
Balance 31st March, 2002	4915	0	6761	0	1322	0	0	129	--	(D) -1 16
<b>105-Khadi and Village Industries-</b>										
Balance 1st April, 2001	12848793	--	148	--	191	--	15	--	--	17
Advanced during the year	20000	--	--	--	--	--	--	--	--	18
Repaid during the year	6133	--	--	--	--	--	--	--	--	19
Balance 31st March, 2002	12862660	0	148	0	191	0	15	0	0	20
<b>106-Coir Industries-</b>										
Balance 1st April, 2001	3370	--	676	--	--	--	--	--	--	21
Advanced during the year	1000	--	--	--	--	--	--	--	--	22
Repaid during the year	499	--	--	--	--	--	--	--	--	23
Balance 31st March, 2002	3871	0	676	0	0	0	0	0	0	24

(A) Minus transaction is under investigation.

(B) Adverse balance is under investigation.

(C) Minus balance is under reconciliation.

(D) Due to misclassification of repayments by the department.

**No. 34-C-6851-ACCOUNT of LOANS for VILLAGE AND SMALL INDUSTRIES showing the amounts ADVANCED and REPAID during the year ended 31st March, 2002 and the BALANCES of such LOANS at the commencement and at the end of the year 2001-02-Contd.**

Item No.	STATE GOVERNMENTS								Total carried over
	Gujarat	Haryana	Himachal Pradesh	Jammu and Kashmir	Jharkhand	Karnataka	Kerala	Madhya Pradesh	
1							-1718		22548
2									0
3							116 (A)		194
4	0	0	0	0	0	0	-1834	0	22354
5	39001	3022100	6808	82966	-297	276688	646485	781	4327746
6	167	829749				35366	46032		920265
7	201	306154	1757		32	2887	37150	723	355179
8	38967	3545695	5051	82966	-329	309167	655367	58	4892832
9	42450	1400	24178	26391		166884	106459	334	608225
10						700			27641
11			329			371	15	41	2489
12	42450	1400	23849	26391	0	167213	106444	293	633377
13	13408					12184	-21		38698
14	369								369
15									1
16	13777	0	0	0	0	12184	-21	0	39066
17	39476			12		3187	22	40	12891884
18									20000
19	137								6270
20	39339	0	0	12	0	3187	22	40	12905614
21						29749	143309		177104
22						750	2767		4517
23							526		1025
24	0	0	0	0	0	30499	145550	0	180596

(A) Detailed accounts are maintained by departmental officers. Minus balance is under investigation by them.

**No. 34-C-6851-ACCOUNT of LOANS for VILLAGE AND SMALL INDUSTRIES showing the amounts ADVANCED and REPAYED during the year ended 31st March, 2002 and the BALANCES of such LOANS at the commencement and at the end of the year 2001-02-Contd.**

	Total brought forward	STATE GOVERNMENTS						Item No.
		Maharashtra	Manipur	Meghalaya	Mizoram	Nagaland	Orissa	
<b>101-Industrial Estates-</b>								
Balance 1st April, 2001	22548	5550						1
Advanced during the year	0							2
Repaid during the year	194	225						3
Balance 31st March, 2002	22354	5325	0	0	0	0	0	4
<b>102-Small Scale Industries-</b>								
Balance 1st April, 2001	4327746	117935	12609	760	23422	2154	38158	5
Advanced during the year	920265	3009						6
Repaid during the year	355179	3494	8		21		2046	7
Balance 31st March, 2002	4892832	117450	12601	760	23401	2154	36112	8
<b>103-Handloom Industries-</b>								
Balance 1st April, 2001	608225	8115	32987		3385	231	10805	9
Advanced during the year	27641							10
Repaid during the year	2489	64					5038	11
Balance 31st March, 2002	633377	8051	32987	0	3385	231	5767	12
<b>104-Handicraft Industries-</b>								
Balance 1st April, 2001	38698	79499	1911			9		13
Advanced during the year	369							14
Repaid during the year	1	11						15
Balance 31st March, 2002	39066	79488	1911	0	0	9	0	16
<b>105-Khad and Village Industries-</b>								
Balance 1st April, 2001	12891884							17
Advanced during the year	20000							18
Repaid during the year	6270							19
Balance 31st March, 2002	12905614	0	0	0	0	0	0	20
<b>106-Coir Industries-</b>								
Balance 1st April, 2001	177104						1562	21
Advanced during the year	4517							22
Repaid during the year	1025							23
Balance 31st March, 2002	180596	0	0	0	0	0	1562	24

**No. 34-C-6851-ACCOUNT of LOANS for VILLAGE AND SMALL INDUSTRIES showing the amounts ADVANCED and REPAID during the year ended 31st March, 2002 and the BALANCES of such LOANS at the commencement and at the end of the year 2001-02-Contd.**

Item No.	(In thousands of rupees)								Total
	STATE GOVERNMENTS								
	Punjab	Rajasthan	Sikkim	Tamil Nadu	Tripura	Uttar Pradesh	Uttaranchal	West Bengal	
1				-1644		47666		22	74142
2									0
3				71		636			1126
4	0	0	0	-1715	0	47030	0	22	73016
5	193866	21214		84639	15498	276010	-1186	140688	5253313
6					13	8925		9165	941377
7	85564	4828		15872		5455	209	1377	474053
8	108102	16386	0	68767	15511	279480	-1395	148476	5720637
9	508	102353	47	92539	19074	216261		8216	1102746
10				18047	454	28300			74442
11	1			9248	549	615			18004
12	507	102353	47	101338	18979	243946	0	8216	1159184
13	112		57	1582	5	6642		367	128882
14									369
15						24			36
16	112	0	57	1582	5	6618	0	367	129215
17	1615	3399		655		2399			12899952
18									20000
19						30			6300
20	1615	3399	0	655	0	2369	0	0	12913652
21				2457				155	181278
22									4517
23				-2					1023
24	0	0	0	2459	0	0	0	155	184772

Loans and Advances

**No. 34-C-6851-ACCOUNT of LOANS for VILLAGE AND SMALL INDUSTRIES showing the amounts ADVANCED and REPAYED during the year ended 31st March, 2002 and the BALANCES of such LOANS at the commencement and at the end of the year 2001-02-Contd.**

	(In thousands of rupees)										
	Union Government	U.T. Govt. Pondichery	STATE GOVERNMENTS							Goa	Item No.
			Andhra Pradesh	Arunachal Pradesh	Assam	Bihar	Chhattisgarh	NCT Delhi			
<b>107-Sericulture Industries-</b>											
Balance 1st April, 2001	13857		10150		1076					1	
Advanced during the year										2	
Repaid during the year			45				101			3	
Balance 31st March, 2002	13857	0	10105	0	1076	0	-101	0	0	4	
<b>108-Powerloom Industries-</b>											
Balance 1st April, 2001			8915							5	
Advanced during the year										6	
Repaid during the year			10				4			7	
Balance 31st March, 2002	0	0	8905	0	0	0	(B) -4	0	0	8	
<b>109-Composite Village and Small Industries Cooperatives-</b>											
Balance 1st April, 2001	107	(A) 774	19528		165076	6640	9048			9	
Advanced during the year					15		966			10	
Repaid during the year		93			37		45			11	
Balance 31st March, 2002	107	681	19528	0	165054	6640	9969	0	0	12	
<b>190-Loans to Public Sector and other Undertakings-</b>											
Balance 1st April, 2001	234730		15311							13	
Advanced during the year	19578									14	
Repaid during the year	30848									15	
Balance 31st March, 2002	223460	0	15311	0	0	0	0	0	0	16	
<b>191-Loans to Local Bodies, Municipal Corporation Other Loans-</b>											
Balance 1st April, 2001										17	
Advanced during the year										18	
Repaid during the year										19	
Balance 31st March, 2002	0	0	0	0	0	0	0	0	0	20	
<b>195-Loans to Industrial Cooperatives-</b>											
Balance 1st April, 2001										21	
Advanced during the year										22	
Repaid during the year										23	
Balance 31st March, 2002	0	0	0	0	0	0	0	0	0	24	
<b>200-Other Village Industries-</b>											
Balance 1st April, 2001	2166238		10470		15208	32552	4231		(C) -566	25	
Advanced during the year	638									26	
Repaid during the year							40			27	
Balance 31st March, 2002	2166876	0	10470	0	15208	32552	4191	0	-566	28	

(A) Revised opening balances adopted due to rectification of errors in the outstanding balance of loans during the earlier year.

(B) Minus balance is under reconciliation.

(C) Minus balance is under investigation.

No. 34-C-6851-ACCOUNT of LOANS for VILLAGE AND SMALL INDUSTRIES showing the amounts ADVANCED and REPAID during the year ended 31st March, 2002 and the BALANCES of such LOANS at the commencement and at the end of the year 2001-02-Contd.

Item No.	STATE GOVERNMENTS								Total carried over
	Gujarat	Haryana	Himachal Pradesh	Jammu and Kashmir	Jharkhand	Karnataka	Kerala	Madhya Pradesh	
1	54					45835			70972
2									0
3						282			428
4	54	0	0	0	0	45553	0	0	70544
5	585			2354		20516	5402		37772
6						3730			3730
7						11	30		55
8	585	0	0	2354	0	24235	5372	0	41447
9			5490			48788	438801	40703	734955
10							969	224	2174
11			711				2263	1102	4251
12	0	0	4779	0	0	48788	437507	39825	732878
13							182036		432077
14							7188		26766
15							195		31043
16	0	0	0	0	0	0	189029	0	427800
17							1262		1262
18									0
19									0
20	0	0	0	0	0	0	1262	0	1262
21	40478	3219					926991		970688
22	2013						44980		46993
23	910	11					1741		2662
24	41581	3208	0	0	0	0	970230	0	1015019
25	1275	642	66481	261295	-27	637390	1948	11663	3208800
26				1508		8050			10196
27				2716	613	789	78	5	4241
28	1275	642	66481	260087	-640	644651	1870	11658	3214755

Loans and Advances

**No. 34-C-5851-ACCOUNT of LOANS for VILLAGE AND SMALL INDUSTRIES showing the amounts ADVANCED and REPAYED during the year ended 31st March, 2002 and the BALANCES of such LOANS at the commencement and at the end of the year 2001-02-Contd.**

	Total brought forward	STATE GOVERNMENTS						Item No.
		Maharashtra	Manipur	Meghalaya	Mizoram	Nagaland	Orissa	
(In thousands of rupees)								
<b>107-Sericulture Industries-</b>								
Balance 1st April, 2001	70972		10					1
Advanced during the year	0							2
Repaid during the year	428							3
Balance 31st March, 2002	70544	0	10	0	0	0	0	4
<b>108-Powerloom Industries-</b>								
Balance 1st April, 2001	37772	24164					1781	5
Advanced during the year	3730							6
Repaid during the year	55	1607						7
Balance 31st March, 2002	41447	22557	0	0	0	0	1781	8
<b>109-Composite Village and Small Industries Cooperatives-</b>								
Balance 1st April, 2001	734955	830322			5575		63178	9
Advanced during the year	2174	247996						10
Repaid during the year	4251	2806			2			11
Balance 31st March, 2002	732878	1075512	0	0	5573	0	63178	12
<b>190-Loans to Public Sector and Other Undertakings-</b>								
Balance 1st April, 2001	432077						18000	13
Advanced during the year	26766							14
Repaid during the year	31043							15
Balance 31st March, 2002	427800	0	0	0	0	0	18000	16
<b>191-Loans to Local Bodies, Municipal Corporation Other Loans-</b>								
Balance 1st April, 2001	1262							17
Advanced during the year	0							18
Repaid during the year	0							19
Balance 31st March, 2002	1262	0	0	0	0	0	0	20
<b>195-Loans to Industrial Cooperatives-</b>								
Balance 1st April, 2001	970688						81201	21
Advanced during the year	46993						-5	22
Repaid during the year	2662							23
Balance 31st March, 2002	1015019	0	0	0	0	0	81196	24
<b>200-Other Village Industries-</b>								
Balance 1st April, 2001	3208800	43	13096		2593	2662	4975	25
Advanced during the year	10196							26
Repaid during the year	4241	12						27
Balance 31st March, 2002	3214755	31	13096	0	2593	2662	4975	28



## COMBINED FINANCE AND REVENUE ACCOUNTS OF THE UNION AND STATE GOVERNMENTS IN INDIA FOR THE YEAR 2001-02

No. 34-C-6851-ACCOUNT of LOANS for VILLAGE AND SMALL INDUSTRIES showing the amounts ADVANCED and REPAYED during the year ended 31st March, 2002 and the BALANCES of such LOANS at the commencement and at the end of the year 2001-02-Contd.

Item No.	(In thousands of rupees)								Total
	STATE GOVERNMENTS								
	Punjab	Rajasthan	Sikkim	Tamil Nadu	Tripura	Uttar Pradesh	Uttaranchal	West Bengal	
1				-2749		1305		2800	72338
2									0
3				1					429
4	0	0	0	-2750	0	1305	0	2800	71909
5								50	63767
6									3730
7									1662
8	0	0	0	0	0	0	0	50	65835
9	361	13114	33	369		66395			1714302
10									250170
11		1462		2					8523
12	361	11652	33	367	0	66395	0	0	1955949
13				-13965				282579	718691
14								20837	47603
15				62				39	31144
16	0	0	0	-14027	0	0	0	303377	735150
17									1262
18									0
19									0
20	0	0	0	0	0	0	0	0	1262
21				-7995				189541	1233435
22								9998	56986
23								101	2763
24	0	0	0	-7995	0	0	0	199438	1287658
25		3127	28	-3510	1641	82015	-336	8389	3323523
26									10196
27		35				1077	152	-69	5448
28	0	3092	28	-3510	1641	80938	-488	8458	3328271

Loans and Advances

**No. 34-C-6851-ACCOUNT of LOANS for VILLAGE AND SMALL INDUSTRIES showing the amounts ADVANCED and REPAYED during the year ended 31st March, 2002 and the BALANCES of such LOANS at the commencement and at the end of the year 2001-02-Contd.**

	Union Government	U.T. Govt. Pondicherry	STATE GOVERNMENTS							Item No.
			Andhra Pradesh	Arunachal Pradesh	Assam	Bihar	Chhattisgarh	NCT Delhi	Goa	
(In thousands of rupees)										
<b>789-Special Component Plan for Scheduled Castes</b>										
Balance 1st April, 2001					7187		356			1
Advanced during the year							20			2
Repaid during the year										3
Balance 31st March, 2002	0	0	0	0	7187	0	376	0	0	4
<b>796-Tribal Area Sub-plan-</b>										
Balance 1st April, 2001	138		447		23774	27622	5365			5
Advanced during the year							51			6
Repaid during the year										7
Balance 31st March, 2002	138	0	447	0	23774	27622	5416	0	0	8
<b>797-Transfers to/From reserve funds and Deposit Accounts-</b>										
Balance 1st April, 2001										9
Advanced during the year										10
Repaid during the year										11
Balance 31st March, 2002	0	0	0	0	0	0	0	0	0	12
<b>800-Other Loans</b>										
Balance 1st April, 2001					9163					13
Advanced during the year	150				31					14
Repaid during the year					23					15
Balance 31st March, 2002	150	0	0	0	9171	0	0	0	0	16
<b>Total: Loans for Village and Small Industries-</b>										
Balance 1st April, 2001	15274991	1275	232026	20137	496935	106670	19322	18738	1232	17
Advanced during the year	41614	0	31016	0	3059	0	1037	1615	0	18
Repaid during the year	41574	212	1924	84	461	1203	360	0	147	19
Balance 31st March, 2002	15275031	1063	261118	20053	499533	105467	19999	20353	1085	20
Interest received and credited to revenue	624662	375	1459						195	21

No. 34-C-6851-ACCOUNT of LOANS for VILLAGE AND SMALL INDUSTRIES showing the amounts ADVANCED and REPAID during the year ended 31st March, 2002 and the BALANCES of such LOANS at the commencement and at the end of the year 2001-02-Contd.

(In thousands of rupees)

Item No.	STATE GOVERNMENTS								Total carried over
	Gujarat	Haryana	Himachal Pradesh	Jammu and Kashmir	Jharkhand	Karnataka	Kerala	Madhya Pradesh	
1								1422	8965
2									20
3									0
4	0	0	0	0	0	0	0	1422	8985
5	77204		5411					17023	156984
6	354								405
7					435				435
8	77558	0	5411	0	-435	0	0	17023	156954
9		-495							-495
10									0
11		-7							-7
12	0	-488	0	0	0	0	0	0	-488
13									9163
14									181
15									23
16	0	0	0	0	0	0	0	0	9321
17	253931	3026866	108368	373018	-324	1241221	2450976	71966	23540364
18	2903	829749	0	1508	0	48596	101936	224	1062852
19	1248	306158	2797	2716	1080	4340	42114	1871	407854
20	255586	3550457	105571	371810	-1404	1285477	2510798	70319	24195362
21	6	6298	3730						636725

Loans and Advances

**No. 34-C-6851-ACCOUNT of LOANS for VILLAGE AND SMALL INDUSTRIES showing the amounts ADVANCED and REPAID during the year ended 31st March, 2002 and the BALANCES of such LOANS at the commencement and at the end of the year 2001-02-Contd.**

	Total brought forward	STATE GOVERNMENTS						Item No.
		Maharashtra	Manipur	Meghalaya	Mizoram	Nagaland	Orissa	
(In thousands of rupees)								
<b>793-Scheduled Caste Component Plan-</b>								
Balance 1st April, 2001	8965							1
Advanced during the year	20							2
Repaid during the year	0							3
Balance 31st March, 2002	8985	0	0	0	0	0	0	4
<b>796-Tribal Area Sub-plan-</b>								
Balance 1st April, 2001	156984	1507						5
Advanced during the year	405	170						6
Repaid during the year	435							7
Balance 31st March, 2002	156954	1677	0	0	0	0	0	8
<b>797-Transfers to/From reserve funds and Deposit Accounts-</b>								
Balance 1st April, 2001	-495							9
Advanced during the year	0							10
Repaid during the year	-7							11
Balance 31st March, 2002	-488	0	0	0	0	0	0	12
<b>800-Other Loans</b>								
Balance 1st April, 2001	9163							13
Advanced during the year	181							14
Repaid during the year	23							15
Balance 31st March, 2002	9321	0	0	0	0	0	0	16
<b>Total: Loans for Village and Small Industries-</b>								
Balance 1st April, 2001	23540364	1067135	60613	760	34975	5056	219660	17
Advanced during the year	1062852	251175	0	0	0	0	-5	18
Repaid during the year	407854	8219	8	0	23	0	7084	19
Balance 31st March, 2002	24195362	1310091	60605	760	34952	5056	212571	20
Interest received and credited to revenue	636725	8280			82			21

No. 34-C-6851-ACCOUNT of LOANS for VILLAGE AND SMALL INDUSTRIES showing the amounts ADVANCED and REPAID during the year ended 31st March, 2002 and the BALANCES of such LOANS at the commencement and at the end of the year 2001-02-Conclid.

Item No.	STATE GOVERNMENTS								Total
	Punjab	Rajasthan	Sikkim	Tamil Nadu	Tripura	Uttar Pradesh	Uttaranchal	West Bengal	
1									8985
2									20
3									0
4	0	0	0	0	0	0	0	0	8985
5									8985
6									575
7									435
8	0	0	0	0	0	0	0	0	9125
9									-495
10									0
11									-7
12	0	0	0	0	0	0	0	0	-488
13									9163
14									181
15									23
16	0	0	0	0	0	0	0	0	9321
17	196262	143207	165	152378	36218	698693	-1522	632807	26785264
18	0	0	0	18047	467	37225	0	40000	1410166
19	85565	6325	0	25254	549	7837	361	1448	550962
20	110697	136882	165	145171	36136	728081	-1883	671359	27644328
21	1794							126	647007

(A) includes Rs. 637815754 thousands yet to be allocated between the successor state of U.P. and Uttaranchal.

Loans and Advances



## No. 35-0852-ACCOUNT of RECEIPTS from INDUSTRIES for the year ended 31st March, 2002-Contd.

(In thousands of rupees)

Item No.	STATE GOVERNMENTS								Total carried over
	Gujarat	Haryana	Himachal Pradesh	Jammu and Kashmir	Jharkhand	Karnataka	Kerala	Madhya Pradesh	
1								157	8273
2	8474							6	8504
3		1624							1624
4									0
5									70207
6							9	1321	1804
7									0
8								28	283665
9								3	3
10									0
11									0
12									1593
13								1	1
14							645		793
15						763			763
16								5	5
17									160
18									0
19									0
20			257144						301006

## No. 35-0852-ACCOUNT of RECEIPTS from INDUSTRIES for the year ended 31st March, 2002-Contd.

	Total brought forward	STATE GOVERNMENTS					Orissa	Item No.
		Maharashtra	Manipur	Meghalaya	Mizoram	Nagaland		
(In thousands of rupees)								
<b>01-Iron and Steel Industries-</b>								
101-Mining	8273							1
105-Manufacture	8504							2
800-Other Receipts	1624						832	3
900-Deduct-Refunds	0							4
<b>02-Cement and Non-Metallic Mineral Industries-</b>								
205-Cement	70207							5
800-Other Receipts	1804							6
<b>03-Fertilizer Industries-</b>								
004-Research and Development	0							7
800-Other Receipts	283665							8
<b>04-Petrochemical Industries-</b>								
800-Other Receipts	3					1		9
<b>05-Chemical Industries</b>								
217-Industries of Sodium Sulphate	0							10
218-State Woollen Mills, Bikaner	0							11
800-other receipts	1593							12
<b>06-Engineering Industries-</b>								
101-Other Industrial Machinery Industries	1							13
102-Transport Equipment Industries	793							14
103-Other Engineering Industries	763							15
203-Electrical Engineering Industries	5							16
800-Other Receipts	160							17
<b>07-Telecommunication and Electronics Industries-</b>								
101-Telecommunication	0							18
202-Electronics	0							19
800-Other Receipts	301006							20



## No. 35-0852-ACCOUNT of RECEIPTS from INDUSTRIES for the year ended 31st March, 2002-Contd.

Item No.	STATE GOVERNMENTS								Total
	Punjab	Rajasthan	Sikkim	Tamil Nadu	Tripura	Uttar Pradesh	Uttaranchal	West Bengal	
1	6985			1231		89			16578
2	71								8575
3									2456
4									0
5									70207
6									1804
7	5								5
8									283665
9		299		4					307
10		3244							3244
11		70							70
12									1593
13									1
14									793
15									763
16									5
17								685	845
18									0
19									0
20									301006

## No. 35-0852-ACCOUNT of RECEIPTS from INDUSTRIES for the year ended 31st March, 2002-Contd.

(In thousands of rupees)

	Union Government	U.T. Govt. Pondicherry	STATE GOVERNMENTS							Item No.
			Andhra Pradesh	Arunachal Pradesh	Assam	Bihar	Chhattisgarh	NCT Delhi	Goa	
<b>08-Consumer Industries-</b>										
201-Sugar										1
202-Textiles		2								2
204-Drugs and Pharmaceuticals										3
205-Leather										4
209-Govt. Silk Filature, Kollegal										5
210-Govt. Silk Filature, Santhemanhalli										6
211-Govt. Silk Filature, Chamahajanaga										7
212-Govt. Silk Filature, Mambally										8
213-Govt. Silk Twisting and Wearing Factory Mudigundun										9
215-Paper and Newsprint										10
216-Receipts from sale of salt anoter										11
217-Salt Sodium Sulphate Industries										12
218-State Woolen Mills Bikaner										13
600-Others	21643	6883	91185					273		14
800-Other Receipts								4020	7	15
900-Deduct-Refunds								-316		16
<b>09-Atomic Energy Industries-</b>										
103-Thorium Extraction										17
104-Research and Development Cess										18
106-Waste Treatment Facilities										19
201-Atomic Mineral Development										20
202-Nuclear Fuel Complex	8231392									21
203-Fuel Reprocessing										22
204-Heavy Water Plant	49438									23
208-Rare Earth Development								3		24
800-Other Receipts	160999									25
<b>80-General-</b>										
501-Services and Service Fees										26
800-Other Receipts	804456				144	1608				27
900-Deduct-Refunds										28
<b>Total: Receipts from Industries</b>	<b>9675429</b>	<b>6885</b>	<b>91185</b>	<b>0</b>	<b>144</b>	<b>1608</b>	<b>4697</b>	<b>0</b>	<b>10</b>	<b>29</b>

## COMBINED FINANCE AND REVENUE ACCOUNTS OF THE UNION AND STATE GOVERNMENTS IN INDIA FOR THE YEAR 2001-02

## No. 35-0852-ACCOUNT of RECEIPTS from INDUSTRIES for the year ended 31st March, 2002-Contd.

(In thousands of rupees)

Item No.	STATE GOVERNMENTS								Total carried over
	Gujarat	Haryana	Himachal Pradesh	Jammu and Kashmir	Jharkhand	Karnataka	Kerala	Madhya Pradesh	
1						408			408
2								1	3
3									0
4									0
5						4912			4912
6						6289			6289
7						7042			7042
8						5277			5277
9						4709			4709
10									0
11									0
12									0
13									0
14	3147						13	566	123710
15						3982		21145	29154
16						-35000		-165	-35481
17									0
18									0
19									0
20									0
21									8231392
22									0
23									49438
24									3
25									160999
26							551		551
27	17065			2994	518		144		826929
28									0
29	28686	1624	257144	2994	518	-1618	1362	23068	10093736

@ Represents the amount remitted under this head in 2000-01 instead of P.D. Account. The amount has now been transferred to P.D. Account.

## No. 35-0852-ACCOUNT of RECEIPTS from INDUSTRIES for the year ended 31st March, 2002-Contd.

(In thousands of rupees)

	Total brought forward	STATE GOVERNMENTS						Item No.
		Maharashtra	Manipur	Meghalaya	Mizoram	Nagaland	Orissa	
<b>08-Consumer Industries-</b>								
201-Sugar	408							1
202-Textiles	3	22						2
204-Drugs and Pharmaceuticals	0							3
205-Leather	0							4
209-Govt. Silk Filature, Kollegal	4912							5
210-Govt. Silk Filature, Santhemanhalli	6289							6
211-Govt. Silk Filature, Chamahajanaga	7042							7
212-Govt. Silk Filature, Mambally	5277							8
213-Govt. Silk Twisting and Wearing Factory Mudigundun	4709							9
215-Paper and Newsprint	0							10
216-Receipts from sale of salt anoter	0							11
217-Salt Sodium Sulphate Industries	0							12
218-State Woolen Mills Bikaner	0							13
600-Others	123710							14
800-Other Receipts	29154		2					15
900-Deduct-Refunds	-35481							16
<b>09-Atomic Energy Industries-</b>								
103-Thorium Extraction	0							17
104-Research and Development Cess	0							18
106-Waste Treatment Facilities	0							19
201-Atomic Mineral Development	0							20
202-Nuclear Fuel Complex	8231392							21
203-Fuel Reprocessing	0							22
204-Heavy Water Plant	49438							23
208-Rare Earth Development	3							24
800-Other Receipts	160999							25
<b>80-General-</b>								
501-Services and Service Fees	551							26
800-Other Receipts	826929	1933						27
900-Deduct-Refunds	0							28
<b>Total: Receipts from Industries</b>	<b>10093736</b>	<b>1955</b>	<b>2</b>	<b>0</b>	<b>1</b>	<b>0</b>	<b>832</b>	<b>29</b>

## No. 35-0852-ACCOUNT of RECEIPTS from INDUSTRIES for the year ended 31st March, 2002-Concl'd.

(In thousands of rupees)

Item No.	STATE GOVERNMENTS								Total
	Punjab	Rajasthan	Sikkim	Tamil Nadu	Tripura	Uttar Pradesh	Uttaranchal	West Bengal	
1				515					923
2									25
3									0
4									0
5									4912
6									6289
7									7042
8									5277
9									4709
10									0
11		2495							2495
12									0
13									0
14			122	2				30612	154446
15		1707							30863
16									-35481
17									0
18									0
19									0
20									0
21									8231392
22									0
23									49438
24									3
25				12					161011
26									551
27					62682	324			891868
28									0
29	7061	7815	122	1764	62682	413	0	31297	10207680

## No. 35-A-2852-ACCOUNT of EXPENDITURE on INDUSTRIES for the year ended 31st March, 2002.

	Union Government	U.T. Govt. Pondichery	STATE GOVERNMENTS							Item No.
			Andhra Pradesh	Arunachal Pradesh	Assam	Bihar	Chhattisgarh	NCT.Delhi	Goa	
(In thousands of rupees)										
<b>01-Iron and Steel Industries-</b>										
101-Mining										1
105-Manufacture	1017795									2
800-Other Expenditure										3
900-Deduct-Refunds										4
909-Deduct Amount met from National Relief Fund										5
<b>Total: 01</b>	<b>1017795</b>	<b>0</b>	<b>0</b>	<b>0</b>	<b>0</b>	<b>0</b>	<b>0</b>	<b>0</b>	<b>0</b>	<b>6</b>
<b>02-Cement and Non-Metallic Mineral Industries-</b>										
205-Cement	(A) -155									7
600-Others	100000									8
800-Other Expenditure										9
<b>Total: 02</b>	<b>99845</b>	<b>0</b>	<b>0</b>	<b>0</b>	<b>0</b>	<b>0</b>	<b>0</b>	<b>0</b>	<b>0</b>	<b>10</b>
<b>03-Fertilizer Industries-</b>										
004-Research and Development	190512									11
101-Fertilizer Subsidy	80440005									12
800-Other Expenditure	219407									13
<b>Total: 03</b>	<b>80849924</b>	<b>0</b>	<b>0</b>	<b>0</b>	<b>0</b>	<b>0</b>	<b>0</b>	<b>0</b>	<b>0</b>	<b>14</b>
<b>04-Petrochemical Industries-</b>										
001-Direction and Administration										15
800-Other Expenditure	76800									16
<b>Total: 04</b>	<b>76800</b>	<b>0</b>	<b>0</b>	<b>0</b>	<b>0</b>	<b>0</b>	<b>0</b>	<b>0</b>	<b>0</b>	<b>17</b>
<b>05-Chemical and Pharmaceutical Industries-</b>										
190-Assistance to Public Sector and Other Undertakings										18
205-Chemical and Pesticides	141259									19
206-Drugs and Pharmaceuticals	189517									20
<b>Total: 05</b>	<b>330776</b>	<b>0</b>	<b>0</b>	<b>0</b>	<b>0</b>	<b>0</b>	<b>0</b>	<b>0</b>	<b>0</b>	<b>21</b>
<b>06-Engineering Industries-</b>										
001-Direction and Administration										22
101-Other Industrial Machinery Industries										23
102-Transport Equipment Industries	532503									24
103-Other Engineering Industries	775703									25
203-Electrical Engineering Industries										26
796- Tribal Area Sub-plan										27
800-Other Expenditure										28
909-Deduct Amount met from National Renewal Fund										29
911-Deduct-Recoveries of Overpayments	-1732									30
<b>Total: 06</b>	<b>1306474</b>	<b>0</b>	<b>0</b>	<b>0</b>	<b>0</b>	<b>0</b>	<b>0</b>	<b>0</b>	<b>0</b>	<b>31</b>

(A) Minus transaction is due to deduct recoveries of cement.

No. 35-A-2852-ACCOUNT of EXPENDITURE on INDUSTRIES for the year ended 31st March, 2002-Contd.

Item No.	STATE GOVERNMENTS								Total carried over
	Gujarat	Haryana	Himachal Pradesh	Jammu and Kashmir	Jharkhand	Karnataka	Kerala	Madhya Pradesh	
1									0
2									1017795
3									0
4									0
5									0
6	0	0	0	0	0	0	0	0	1017795
7									-155
8									100000
9									0
10	0	0	0	0	0	0	0	0	99846
11									190512
12									80440005
13									219407
14	0	0	0	0	0	0	0	0	80849924
15									0
16									76800
17	0	0	0	0	0	0	0	0	76800
18									0
19									141259
20									189517
21	0	0	0	0	0	0	0	0	330776
22									0
23									0
24									532503
25						3209			778912
26									0
27									0
28									0
29									0
30									-1732
31	0	0	0	0	0	3209	0	0	1309683

Economic Services





## COMBINED FINANCE AND REVENUE ACCOUNTS OF THE UNION AND STATE GOVERNMENTS IN INDIA FOR THE YEAR 2001-02

## No. 35-A-2852-ACCOUNT of EXPENDITURE on INDUSTRIES for the year ended 31st March, 2002-Contd

Item No.	STATE GOVERNMENTS								Total
	Punjab	Rajasthan	Sikkim	Tamil Nadu	Tripura	Uttar Pradesh	Uttaranchal	West Bengal	
1									0
2									1017795
3									0
4									0
5									0
6	0	0	0	0	0	0	0	0	1017795
7									-155
8									100000
9									0
10	0	0	0	0	0	0	0	0	99845
11									190512
12									80440005
13									219407
14	0	0	0	0	0	0	0	0	80849924
15									0
16								116638	193438
17	0	0	0	0	0	0	0	116638	193438
18									0
19									141259
20									189517
21	0	0	0	0	0	0	0	0	330776
22								3979	3979
23									0
24									532503
25								6100	785012
26									0
27									0
28									0
29									0
30									-1732
31	0	0	0	0	0	0	0	10079	1319762

## No. 35-A-2852-ACCOUNT of EXPENDITURE on INDUSTRIES for the year ended 31st March, 2002-Contd.

	Union Government	U.T. Govt. Pondichery	(In thousands of rupees)							Item No.
			STATE GOVERNMENTS							
			Andhra Pradesh	Arunachal Pradesh	Assam	Bihar	Chhattisgarh	NCT Delhi	Goa	
<b>07-Telecommunication and Electronics Industries-</b>										
001-Direction and Administration									1819	1
101-Telecommunications										2
191-Assistance to Consumer Co-operative Public Sector and other Undertakings										3
202-Electronics	2887456									4
204-Leather										5
796-Tribal Area Sub-plan										6
800-Other Expenditure									5002	7
<b>Total: 07</b>	<b>2887456</b>	<b>0</b>	<b>0</b>	<b>0</b>	<b>0</b>	<b>0</b>	<b>0</b>	<b>0</b>	<b>6821</b>	<b>8</b>
<b>08-Consumer Industries-</b>										
001-Direction and Administration										9
101-Edible Oils										10
102-Food and Beverage										11
190-Assistance to Public Sector and Other Undertakings										12
195-Assistance to Consumer Co-operative		9024								13
201-Sugar		20000	135781			7887				14
202-Textiles	3646917	139245								15
204-Leather										16
206-Distilleries	313									17
209-Government Silk Filatures, Kollegal										18
210-Government Silk Filatures, Santhamarahalli										19
211-Government Silk Filatures, Chamarajanagar										20
212-Government Silk Filatures, Mamballi										21
213-Government Silk Twisting and Weaving Factory, Mudigundam										22
215-Paper and Newsprint	162300									23
216-Salt Trading Scheme										24
217-Sodium Sulphate Trading Scheme										25
218-State Woolen Mills, Bikaner										26
600-Others	440986									27
789-Special Component Plan for Scheduled Castes										28
796-Tribal Area Sub-plan										29
797-Transfers to/from Reserve Funds and Deposit Accounts	4578									30
798-International Co-operation	1600									31
800-Other Expenditure										32
902-Deduct-Amount met from Jute Special Development Fund	4578									33
909-Deduct-Amount met from National Renewal fund										34
911-Deduct Recoveries of Overpayments	580									35
<b>Total: 08</b>	<b>4251536</b>	<b>168269</b>	<b>135781</b>	<b>0</b>	<b>0</b>	<b>7887</b>	<b>0</b>	<b>0</b>	<b>0</b>	<b>36</b>

## No. 36-A-2852-ACCOUNT of EXPENDITURE on INDUSTRIES for the year ended 31st March, 2002-Contd.

Item No.	STATE GOVERNMENTS								Total carried over
	Gujarat	Haryana	Himachal Pradesh	Jammu and Kashmir	Jharkhand	Karnataka	Kerala	Madhya Pradesh	
1									1819
2									0
3									0
4	40655	29414							2957525
5									0
6									0
7									5002
8	40655	29414	0	0	0	0	0	0	2964346
9									0
10									0
11									0
12									0
13									9024
14						231945			395613
15									3786162
16									0
17									313
18						22622			22622
19						21768			21768
20						20846			20846
21						23451			23451
22						12319			12319
23						169752			332052
24									0
25									0
26									0
27									440986
28									0
29									0
30									4578
31									1600
32									0
33									-4578
34									0
35									-580
36	0	0	0	0	0	502703	0	0	5066176

## No. 35-A-2862-ACCOUNT of EXPENDITURE on INDUSTRIES for the year ended 31st March, 2002-Contd.

	Total brought forward	STATE GOVERNMENTS						Item No.
		Maharashtra	Manipur	Meghalaya	Mizoram	Nagaland	Orissa	
<b>07-Telecommunication and Electronics Industries-</b>								
001-Direction and Administration	1819							1
101-Telecommunications	0							2
191-Assistance to Public Sector and Other Undertakings	0							3
202-Electronics	2957525				2956		7581	4
204-Leather	0							5
796-Tribal Area Sub-plan	0							6
800-Other Expenditure	5002							7
<b>Total: 07</b>	<b>2964346</b>	<b>0</b>	<b>0</b>	<b>0</b>	<b>2956</b>	<b>0</b>	<b>7581</b>	<b>8</b>
<b>08-Consumer Industries-</b>								
001-Direction and Administration	0							9
101-Edible Oils	0				2717			10
102-Food and Beverage	0							11
190-Assistance to Public Sector and Other Undertakings	0							12
195-Assistance to Consumer Co-operative	9024							13
201-Sugar	395613		4309					14
202-Textiles	3786162							15
204-Leather	0						4	16
206-Distilleries	313							17
209-Government Silk Filatures, Kollegal	22622							18
210-Government Silk Filatures, Santhemarhalli	21768							19
211-Government Silk Filatures, Chamarajanagar	20846							20
212-Government Silk Filatures, Mamballi	23451							21
213-Government Silk Twisting and Weaving Factory, Mudigundam	12319							22
215-Paper and Newsprint	332052							23
216-Salt Trading Scheme	0							24
217-Sodium Sulphate Trading Scheme	0							25
218-State Woolen Mills, Bikaner	0							26
600-Others	440986						1105	27
789-Special Component Plan for Scheduled Castes	0							28
796-Tribal Area Sub-plan	0							29
797-Transfers to/from Reserve Funds and Deposit Accounts	4578							30
798-International Co-operation	1600							31
800-Other Expenditure	0		1513					32
902-Deduct-Amount met from Jute Special Development Fund	-4578							33
909-Deduct-Amount met from National Renewal fund	0							34
911-Deduct Recoveries of Overpayment	-580							35
<b>Total: 08</b>	<b>5066176</b>	<b>0</b>	<b>5822</b>	<b>0</b>	<b>2717</b>	<b>0</b>	<b>1109</b>	<b>36</b>

## COMBINED FINANCE AND REVENUE ACCOUNTS OF THE UNION AND STATE GOVERNMENTS IN INDIA FOR THE YEAR 2001-02

## No. 35-A-2852-ACCOUNT of EXPENDITURE on INDUSTRIES for the year ended 31st March, 2002-Contd.

Item No.	STATE GOVERNMENTS								Total
	Punjab	Rajasthan	Sikkim	Tamil Nadu	Tripura	Uttar Pradesh	Uttaranchal	West Bengal	
1									1819
2									0
3									0
4						500		9700	2978262
5									0
6									0
7			4224						9226
8	0	0	4224	0	0	500	0	9700	2989307
9						42405			42405
10									2717
11									0
12									0
13									9024
14				9627		333706			743255
15									3786162
16								4168	4172
17									313
18									22622
19									21768
20									20846
21									23451
22									12319
23									332052
24		2226							2226
25		1454							1454
26		601							601
27			320	1				300124	742536
28									0
29									0
30									4578
31									1600
32									1513
33									4578
34									0
35									580
36	0	4281	320	9628	0	376111	0	304292	6770456

Economic Services

## No. 35-A-2852-ACCOUNT of EXPENDITURE on INDUSTRIES for the year ended 31st March, 2002-Contd.

	Union Government	U.T. Govt. Pondichery	STATE GOVERNMENTS							Item No.
			Andhra Pradesh	Arunachal Pradesh	Assam	Bihar	Chhattisgarh	NCT Delhi	Goa	
(In thousands of rupees)										
<b>09-Atomic Energy Industries-</b>										
001-Direction and Administration										1
101-Isotopes	257606									2
102-Atomic Fuels	141113									3
103-Thorium Extraction	77500									4
104-Fabrication of Equipment	88314									5
106-Waste treatment facilities	4229									6
200-Common Facilities	191353									7
202-Nuclear Fuel Complex	4189545									8
203-Fuel Reprocessing	830711									9
800-Other Expenditure	38839									10
<b>Total: 09</b>	<b>5819210</b>	<b>0</b>	<b>0</b>	<b>0</b>	<b>0</b>	<b>0</b>	<b>0</b>	<b>0</b>	<b>0</b>	<b>11</b>
<b>60-Others</b>										
102-Foods & Beverages										12
789-Special Component Plan for Scheduled Castes										13
796-Tribal Area Sub-plan										14
<b>Total-60</b>	<b>0</b>	<b>0</b>	<b>0</b>	<b>0</b>	<b>0</b>	<b>0</b>	<b>0</b>	<b>0</b>	<b>0</b>	<b>15</b>
<b>80-General-</b>										
001-Direction and Administration	2424		127676		23437	47211	9812		4249	16
003-Industrial Education-Research and Training	349734				5200	7165	61	1013		17
101-Standardisation and Quality Control	117100					300				18
102-Industrial Productivity	61400					38790				19
103-Tariff and Price Regulation	58958									20
191-Assistance to Local Bodies, Corporations etc.										21
195-Assistance to Co-operatives										22
202-Textiles										23
789-Special Component Plan for Scheduled Castes			27000							24
792-Irrecoverable Loans Written Off										25
793-Special Central Assistance for Scheduled Caste Component Plan										26
794-Special Assistance for Tribal Sub-plan										27
796-Tribal Area Sub-plan										28
798-International Co-operation	111709									29
800-Other Expenditure	2352646		130350	650	53494		70908			30
909-Deduct Amount met from National Renewal Fund										31
911-Deduct-Recoveries of Overpayments	-8									32
<b>Total: 80</b>	<b>3063963</b>	<b>0</b>	<b>285026</b>	<b>650</b>	<b>82131</b>	<b>93466</b>	<b>80781</b>	<b>1013</b>	<b>4249</b>	<b>33</b>
<b>Total: Expenditure on Industries</b>	<b>99693779</b>	<b>168269</b>	<b>420807</b>	<b>650</b>	<b>82131</b>	<b>101353</b>	<b>80781</b>	<b>1013</b>	<b>11070</b>	<b>34</b>
Charged	(A) -7059									35
Voted	99700838	168269	420807	650	82131	101353	80781	1013	11070	36

(A) Minus transaction is due to Settlement of Bhopal Gas leak disaster cases.

No. 36-A-2862-ACCOUNT of EXPENDITURE on INDUSTRIES for the year ended 31st March, 2002-Contd.

Item No.	STATE GOVERNMENTS								Total carried over
	Gujarat	Haryana	Himachal Pradesh	Jammu and Kashmir	Jharkhand	Karnataka	Kerala	Madhya Pradesh	
1									0
2									257608
3									141113
4									77500
5									88314
6									4229
7									191353
8									4189545
9									830711
10									38839
11	0	0	0	0	0	0	0	0	5819210
12									0
13									0
14									0
15	0	0	0	0	0	0	0	0	0
16	43587	90689	11035	394256	19409	20143	17696	28914	840538
17	12922			73501	11158	3817	1150	481	466202
18					175769				293169
19			227702				60	90	328042
20									58958
21						18399			18399
22									0
23									0
24									27000
25									0
26	600								600
27	700								700
28	600		102		248908				249610
29									111709
30	2223179		3586			71997	11922	57023	4975755
31									0
32							-40		-48
33	2281588	90689	242425	467757	455244	114356	30788	86508	7370634
34	2322243	120103	242425	467757 (A)	455244	620268	30788	86508	104905189
35			44						-7015
36	2322243	120103	242381	467757	455244	620268	30788	86508	104912204

(A) Includes Rs.79 thousand pertaining to the year 1999-2000 lying under suspense but adjusted during the year 2001-02.

## No. 36-A-2862-ACCOUNT of EXPENDITURE on INDUSTRIES for the year ended 31st March, 2002-Contd.

	Total brought forward	STATE GOVERNMENTS						Item No.
		Maharashtra	Manipur	Meghalaya	Mizoram	Nagaland	Orissa	
(In thousands of rupees)								
<b>09-Atomic Energy Industries-</b>								
001-Direction and Administration	0							1
101-Isotopes	257606							2
102-Atomic Fuels	141113							3
103-Thorium Extraction	77500							4
104-Fabrication of Equipment	88314							5
106-Waste treatment facilities	4229							6
200-Common Facilities	191353							7
202-Nuclear Fuel Complex	4189545							8
203-Fuel Reprocessing	830711							9
800-Other Expenditure	38839							10
<b>Total: 09</b>	<b>5819210</b>	<b>0</b>	<b>0</b>	<b>0</b>	<b>0</b>	<b>0</b>	<b>0</b>	<b>11</b>
<b>60-Others</b>								
102-Foods & Beverages	0							12
789-Special Component Plan for Scheduled Castes	0							13
796-Tribal Area Sub-plan	0							14
<b>Total-60</b>	<b>0</b>	<b>0</b>	<b>0</b>	<b>0</b>	<b>0</b>	<b>0</b>	<b>0</b>	<b>15</b>
<b>80-General-</b>								
001-Direction and Administration	840538	31634		12687				16
003-Industrial Education-Research and Training	466202			1110				17
101-Standardisation and Quality Control	293169	622						18
102-Industrial Productivity	328042	112632						19
103-Tariff and Price Regulation	58958							20
191-Assistance to Local Bodies, Corporations etc.	18399							21
195-Assistance to Co-operatives	0							22
202-Textiles	0							23
789-Special Component Plan for Scheduled Castes	27000							24
792-Irrecoverable Loans Written Off	0							25
793-Special Central Assistance for Scheduled Caste Component Plan	600							26
794-Special Assistance for Tribal Sub-plan	700							27
796-Tribal Area Sub-plan	249610							28
798-International Co-operation	111709	4855						29
800-Other Expenditure	4975755			7965				30
909-Deduct Amount met from National Renewal fund	0							31
911-Deduct-Recoveries of Overpayment	-48							32
<b>Total: 80</b>	<b>7370634</b>	<b>149743</b>	<b>0</b>	<b>21762</b>	<b>0</b>	<b>0</b>	<b>0</b>	<b>33</b>
<b>Total: Expenditure on Industries</b>	<b>104905189</b>	<b>149743</b>	<b>5822</b>	<b>21762</b>	<b>5673</b>	<b>0</b>	<b>8690</b>	<b>34</b>
Charged	-7015							35
Voted	104912204	149743	5822	21762	5673	0	8690	36



## No. 35-A-2852-ACCOUNT of EXPENDITURE on INDUSTRIES for the year ended 31st March, 2002-Concl'd.

Item No.	STATE GOVERNMENTS								Total
	Punjab	Rajasthan	Sikkim	Tamil Nadu	Tripura	Uttar Pradesh	Uttaranchal	West Bengal	
1									0
2									257606
3									141113
4									77500
5									88314
6									4228
7									191353
8									4189545
9									830711
10									38839
11	0	0	0	0	0	0	0	0	6919210
12								40878	40878
13								2819	2819
14									0
15	0	0	0	0	0	0	0	43697	43697
16	2439	128546		34920		97412		16383	1164559
17		10592		10				27826	505740
18									283791
19		30416						3920	475010
20				177					59135
21									18399
22									0
23									0
24		1025							28025
25									0
26									600
27									700
28		4039							253649
29									116564
30				16694				455620	5456034
31									0
32									-48
33	2439	174618	0	61801	0	97412	0	603749	8372168
34	2439	178899	4544	61429	0	474023	0	988156	106806369
35		6400							-615
36	2439	172499	4544	61429	0	474023	0	988155	106806983

Economic Services

**No. 35-B-4852-ACCOUNT of CAPITAL OUTLAY on IRON AND STEEL INDUSTRIES during and to the end of the year 2001-02**

	(In thousands of rupees)	
	During the year	To end of the year
<b>UNION GOVERNMENT</b>		
<b>01-Mining-</b>		
190-Investments in Public Sector and other Undertakings		189436
797-Transfers to/from Reserve Funds and Deposit Accounts		-25043
800-Other Expenditure		76253690
901-Deduct-Receipts and Recoveries on Capital Account		-297970
<b>Total: 01</b>	<b>0</b>	<b>76120113</b>
<b>02-Manufacture-</b>		
190-Investments in Public Sector and other Undertakings		47741149
<b>Total: 02</b>	<b>0</b>	<b>47741149</b>
<b>Total: Union Government</b>	<b>0</b>	<b>123861262</b>
<b>STATE GOVERNMENTS</b>		
<b>ANDHRA PRADESH</b>		
<b>02-Manufacture-</b>		
190-Investments in Public Sector and other Undertakings		10046
<b>Total: Government of Andhra Pradesh</b>	<b>0</b>	<b>10046</b>
<b>GUJARAT</b>		
<b>02-Manufacture-</b>		
800-Other Expenditure		8
<b>Total: Government of Gujarat</b>	<b>0</b>	<b>8</b>
<b>JAMMU AND KASHMIR</b>		
<b>02-Manufacture-</b>		
190-Investments in Public Sector and other Undertakings	4500	4500
800-Other Expenditure		497
<b>Total: Government of Jammu &amp; Kashmir</b>	<b>4500</b>	<b>4997</b>

**No. 35-B-4852-ACCOUNT of CAPITAL OUTLAY on IRON AND STEEL INDUSTRIES during and to the end of the year 2001-02-Concl'd.**

	(In thousands of rupees)	
	Expenditure	
	During the year	To end of the year
<b>KARNATAKA</b>		
<b>02-Manufacture-</b>		
190-Investments in Public Sector and other Undertakings	12906	397187
800-Other Expenditure	20000	389440
<b>Total: Government of Karnataka</b>	<b>32906</b>	<b>786627</b>
<b>MADHYA PRADESH</b>		
<b>01-Mining-</b>		
190-Investments in Public Sector and other Undertakings	--	3504
		(A)
<b>Total: Government of Madhya Pradesh</b>	<b>0</b>	<b>3504</b>
<b>MIZORAM</b>		
<b>02-Manufacture-</b>		
800-Other Expenditure	--	239
<b>Total: Government of Mizoram</b>	<b>0</b>	<b>239</b>
<b>MANIPUR</b>		
<b>02-Manufacture-</b>		
190-Investment in Public Sector and other Undertakings	--	5215
<b>Total: Government of Manipur</b>	<b>0</b>	<b>5215</b>
<b>ORISSA</b>		
<b>01-Mining-</b>		
800-Other Expenditure	--	227901
<b>Total:01</b>	<b>0</b>	<b>227901</b>
<b>02-Manufacture-</b>		
800-Other Expenditure	3668	40251
<b>Total:02</b>	<b>3668</b>	<b>40251</b>
<b>Total: Government of Orrisa</b>	<b>3668</b>	<b>268152</b>
<b>RAJASTHAN</b>		
<b>01-Mining-</b>		
190-Investment in Public Sector and other Undertakings	--	162
<b>Total: Government of Rajasthan</b>	<b>0</b>	<b>162</b>
<b>TAMIL NADU</b>		
<b>01-Mining-</b>		
800-Other Expenditure	--	2168
<b>Total: Government of Tamil Nadu</b>	<b>0</b>	<b>2168</b>
<b>Total: Capital Outlay on Iron and Steel Industries</b>	<b>41074</b>	<b>124942380</b>

(A) An amount of Rs. 3504 thousands is yet to be allocated between M.P. and Chhattisgarh.



## COMBINED FINANCE AND REVENUE ACCOUNTS OF THE UNION AND STATE GOVERNMENTS IN INDIA FOR THE YEAR 2001-02

**No. 35-C-6852-ACCOUNT of LOANS for IRON AND STEEL INDUSTRIES showing the amounts ADVANCED and REPAID during the year ended 31st March, 2002 and the BALANCES of such LOANS at the commencement and at the end of the year 2001-02-Contd.**

Item No.	STATE GOVERNMENTS								Total carried over
	Gujarat	Haryana	Himachal Pradesh	Jammu and Kashmir	Jharkhand	Karnataka	Kerala	Madhya Pradesh	
1						909			831051
2									30000
3									0
4	0	0	0	0	0	909	0	0	861051
5						10817			7482452
6						581766			1601166
7									0
8	0	0	0	0	0	592583	0	0	9083618
9	0	0	0	0	0	11726	0	0	8313503
10	0	0	0	0	0	581766	0	0	1631166
11	0	0	0	0	0	0	0	0	0
12	0	0	0	0	0	593492	0	0	9944669
13									367800

Loans and Advances

**No. 35-C-6852-ACCOUNT of LOANS for IRON AND STEEL INDUSTRIES showing the amounts ADVANCED and REPAID during the year ended 31st March, 2002 and the BALANCES of such LOANS at the commencement and at the end of the year 2001-02-Contd.**

	Total brought forward	(In thousands of rupees)						Item No.
		STATE GOVERNMENTS						
		Maharashtra	Manipur	Meghalaya	Mizoram	Nagaland	Orissa	
<b>01-Mining-</b>								
<b>190-Loans to Public Sector and other Undertakings-</b>								
Balance 1st April, 2001	831051							1
Advanced during the year	30000							2
Repaid during the year	0							3
Balance 31st March, 2002	861051	0	0	0	0	0	0	4
<b>02-Manufacture-</b>								
<b>190-Loans to Public Sector and other Undertakings-</b>								
Balance 1st April, 2001	7482452							5
Advanced during the year	1601166							6
Repaid during the year	0							7
Balance 31st March, 2002	9083618	0	0	0	0	0	0	8
<b>Total: Loans for Iron and Steel Industries-</b>								
Balance 1st April, 2001	8313503	0	0	0	0	0	0	9
Advanced during the year	1631166	0	0	0	0	0	0	10
Repaid during the year	0	0	0	0	0	0	0	11
Balance 31st March, 2002	9944669	0	0	0	0	0	0	12
Interest received and credited to revenue	367800							13

## COMBINED FINANCE AND REVENUE ACCOUNTS OF THE UNION AND STATE GOVERNMENTS IN INDIA FOR THE YEAR 2001-02

**No. 35-C-6852-ACCOUNT of LOANS for IRON AND STEEL INDUSTRIES showing the amounts ADVANCED and REPAID during the year ended 31st March, 2002 and the BALANCES of such LOANS at the commencement and at the end of the year 2001-02-Concl'd.**

Item No.	STATE GOVERNMENTS								Total
	Punjab	Rajasthan	Sikkim	Tamil Nadu	Tripura	Uttar Pradesh	Uttaranchal	West Bengal	
1									831051
2									30000
3									0
4	0	0	0	0	0	0	0	0	861051
5				185503					7667955
6				15					1601181
7				1379					1379
8	0	0	0	184139	0	0	0	0	9267757
9	0	0	0	185503	0	0	0	0	8499006
10	0	0	0	15	0	0	0	0	1631181
11	0	0	0	1379	0	0	0	0	1379
12	0	0	0	184139	0	0	0	0	10128808
13									367800

Loans and Advances

**No. 36-0853-ACCOUNT of RECEIPTS from NON-FERROUS MINING AND METALLURGICAL INDUSTRIES for the  
year ended 31st March, 2002**

	(In thousands of rupees)									Item No.
	Union Government	U.T. Govt. Pondicherry	STATE GOVERNMENTS							
			Andhra Pradesh	Arunachal Pradesh	Assam	Bihar	Chhattisgarh	NCT Delhi	Goa	
101-Geological Survey of India	43724				4	1240	20			1
102-Mineral concession fees, rents and royalties	120	1211	5932031	5629	1748	61175	950784		130653	2
103-Receipts under the Carbide of Calcium Rules			368							3
104-Mines Department						8381	1912824			4
201-Departmental working of Jhamar Kotra Rock Phosphate										5
202-Departmental Management scheme of Steel Line Stone of Sanuramgarh Area										6
501-Services and Service Fees										7
800-Other Receipts	20724	1371	58792	39148	2664	321205	1676911	1134	699	8
900-Deduct-Refunds			-13				-119			9
<b>Total: Receipts from Non-ferrous Mining and Metallurgical Industries</b>	<b>64568</b>	<b>2582</b>	<b>5991178</b>	<b>44777</b>	<b>4416</b>	<b>392001</b>	<b>4540420</b>	<b>1134</b>	<b>131352</b>	<b>10</b>

**No. 36-0853-ACCOUNT of RECEIPTS from NON-FERROUS MINING AND METALLURGICAL INDUSTRIES for the  
year ended 31st March, 2002-Contd.**

	(In thousands of rupees)								Item No.
	Total brought forward	STATE GOVERNMENTS							
		Maharashtra	Manipur	Meghalaya	Mizoram	Nagaland	Orissa		
101-Geological Survey of India	44988								1
102-Mineral concession fees, rents and royalties	17115985	3383873		536410			3785503		2
103-Receipts under the Carbide of Calcium Rules	450								3
104-Mines Department	1924687			94160					4
201-Departmental working of Jhamar Kotra Rock Phosphate	0								5
202-Departmental Management scheme of Steel Line Stone of Sanuramgarh Area	0								6
501-Services and Service Fees	0	7801							7
800-Other Receipts	15205713	90883	145	2995	50	238	63		8
900-Deduct-Refunds	-2341	-10896							9
<b>Total: Receipts from Non-ferrous Mining and Metallurgical Industries</b>	<b>34289482</b>	<b>3471661</b>	<b>145</b>	<b>633565</b>	<b>50</b>	<b>238</b>	<b>3785566</b>		<b>10</b>



**No. 36-0853-ACCOUNT of RECEIPTS from NON-FERROUS MINING AND METALLURGICAL INDUSTRIES for the year ended 31st March, 2002-Contd.**

Item No.	STATE GOVERNMENTS								Total carried over
	Gujarat	Haryana	Himachal Pradesh	Jammu and Kashmir	Jharkhand	Karnataka	Kerala	Madhya Pradesh	
1									44988
2	7271613	693899	329708	33342	83754	1459084	161234		17115985
3							82		450
4					3254		228		1924687
5									0
6									0
7									0
8	74355	704836	28		7004312	14233	1376	5283925	15205713
9	-210					-1999			-2341
10	7345758	1398735	329736	33342	7091320	1471318	162920	5283925	34289482

**No. 36-0853-ACCOUNT of RECEIPTS from NON-FERROUS MINING AND METALLURGICAL INDUSTRIES for the year ended 31st March, 2002-Concl'd.**

Item No.	STATE GOVERNMENTS								Total
	Punjab	Rajasthan	Sikkim	Tamil Nadu	Tripura	Uttar Pradesh	Uttaranchal	West Bengal	
1						6735	130049		181772
2	30113	3884162		1511787		27754	8192	72706	30356485
3				2374				402	3226
4		139737		54		3428	233		2162299
5		95881							95881
6		10000							10000
7				10					7811
8	8744		204	163585		1863948	43881	6411	17386860
9	-1859			-73845					-88941
10	36998	4129780	204	1603965	0	1901865	182355	79519	50115393

**No. 36-A-2853-ACCOUNT of EXPENDITURE on NON-FERROUS MINING AND METALLURGICAL INDUSTRIES for the year ended 31st March, 2002**

	Union Government	U.T. Govt. Pondicherry.	STATE GOVERNMENTS							Item No.
			Andhra Pradesh	Arunachal Pradesh	Assam	Bihar	Chhattisgarh	NCT Delhi	Goa	
<b>01-Geological Survey of India-</b>										
001-Direction and Administration	1867778									1
003-Training	6289									2
004-Research and Development	25147									3
005-Investigation	32596									4
101-Survey and Mapping	154807									5
102-Mineral Exploration	98957									6
200-Other Exploration	713									7
796-Tribal Area Sub-plan										8
800-Other Expenditure	221283						252			9
900-Deduct-Refunds										10
<b>Total: 01</b>	<b>2407570</b>	<b>0</b>	<b>0</b>	<b>0</b>	<b>0</b>	<b>0</b>	<b>252</b>	<b>0</b>	<b>0</b>	<b>11</b>
<b>02-Regulation and Development of Mines-</b>										
001-Direction and Administration			80073	2900	17916	39327	17061	388	3871	12
003-Training										13
004-Research and Development	55594				3193		6164			14
101-Survey and Mapping				585	29852		16004			15
102-Mineral Exploration	127160		114	124		11494	20847		446	16
104-Bureau of Mines	233126									17
190-Assistance to Public Sector and Other Undertakings for Mineral Exploration										18
796-Tribal Area Sub-plan										19
797-Transfer to/from Reserve Fund and Deposit Account										20
798-International Co-operation	1737									21
800-Other Expenditure	1074573									22
900-Deduct-Refunds										23
909-Deduct Amount met from National Revewal fund										24
911-Deduct - Recoveries of Overpayment										25
<b>Total: 02</b>	<b>1492190</b>	<b>0</b>	<b>80187</b>	<b>3609</b>	<b>50961</b>	<b>50821</b>	<b>60076</b>	<b>388</b>	<b>4317</b>	<b>26</b>
<b>Total: Expenditure on Non-ferrous Mining and Metallurgical Industries</b>	<b>3899760</b>	<b>0</b>	<b>80187</b>	<b>3609</b>	<b>50961</b>	<b>50821</b>	<b>60328</b>	<b>388</b>	<b>4317</b>	<b>27</b>
Charged	213						63			28
Voted	3899547	0	80187	3609	50961	50821	60265	388	4317	29

## COMBINED FINANCE AND REVENUE ACCOUNTS OF THE UNION AND STATE GOVERNMENTS IN INDIA FOR THE YEAR 2001-02

## No. 36-A-2883-ACCOUNT of EXPENDITURE on NON-FERROUS MINING AND METALLURGICAL INDUSTRIES for the year ended 31st March, 2002-Contd.:

Item No.	STATE GOVERNMENTS								Total carried over
	Gujarat	Haryana	Himachal Pradesh	Jammu and Kashmir	Jharkhand	Karnataka	Kerala	Madhya Pradesh	
1									1867778
2									6289
3									25147
4									32596
5									154807
6									98957
7									713
8									0
9									221535
10									0
11	0	0	0	0	0	0	0	0	2407822
12	78630	23757		84770	28673	34458	21243	33757	466824
13	42					2600			2642
14							3	552	65506
15	5080						1	9787	61309
16	5617		26765		35529	24458	1403	17365	271322
17									233126
18									0
19			2106		17166				19272
20									0
21									1737
22	11103	60800						10489	1156965
23									0
24									0
25							-8		-8
26	100472	84557	28871	84770	81368	61516	22642	71950	2278696
27	100472	84557	28871	84770	81368	61516	22642	71950	4686517
28			25						301
29	100472	84557	28846	84770	81368	61516	22642	71950	4686216

Economic Services

**No. 36-A-2863-ACCOUNT of EXPENDITURE on NON-FERROUS MINING AND METALLURGICAL INDUSTRIES for the year ended 31st March, 2002-Contd.**

	Total brought forward	STATE GOVERNMENTS						Item No.
		Maharashtra	Manipur	Meghalaya	Mizoram	Nagaland	Orissa	
<b>01-Geological Survey of India-</b>								
001-Direction and Administration	1867778							1
003-Training	6289							2
004-Research and Development	25147							3
005-Investigation	32596							4
101-Survey and Mapping	154807							5
102-Mineral Exploration	98957							6
200-Other Exploration	713							7
796-Tribal Area Sub-plan	0							8
800-Other Expenditure	221535							9
900-Deduct-Refunds	0							10
<b>Total: 01</b>	<b>2407822</b>	<b>0</b>	<b>0</b>	<b>0</b>	<b>0</b>	<b>0</b>	<b>0</b>	<b>11</b>
<b>02-Regulation and Development of Mines-</b>								
001-Direction and Administration	466824	15011	10187	13026	11492	11004	63710	12
003-Training	2642			14				13
004-Research and Development	65506	192		3795			4415	14
101-Survey and Mapping	61309			2818	4788	14103		15
102-Mineral Exploration	271322	313181		11910		17690	35230	16
104-Bureau of Mines	233126							17
190-Assistance to Public Sector and Other Undertakings for Mineral Exploration	0							18
796-Tribal Area Sub-plan	19272						13185	19
797-Transfer to/from Reserve Fund and Deposit Account	0	614600						20
798-International Co-operation	1737							21
800-Other Expenditure	1156965			140000				22
900-Deduct-Refunds	0							23
909-Deduct Amount met from National Revival fund	0							24
911-Deduct - Recoveries of Overpayment	8							25
<b>Total: 02</b>	<b>2278696</b>	<b>942984</b>	<b>10187</b>	<b>171663</b>	<b>16280</b>	<b>42797</b>	<b>116640</b>	<b>26</b>
<b>Total: Expenditure on Non-ferrous Mining and Metallurgical Industries</b>	<b>4686617</b>	<b>942984</b>	<b>10187</b>	<b>171663</b>	<b>16280</b>	<b>42797</b>	<b>116640</b>	<b>27</b>
Charged	301	614600						28
Voted	4686216	328384	10187	171563	16280	42797	116540	29

**No. 36-A-2853-ACCOUNT of EXPENDITURE on NON-FERROUS MINING AND METALLURGICAL INDUSTRIES for the year ended 31st March, 2002-Concl.**

Item No.	STATE GOVERNMENTS								Total
	Punjab	Rajasthan	Sikkim	Tamil Nadu	Tripura	Uttar Pradesh	Uttaranchal	West Bengal	
1									1867778
2									6289
3									25147
4									32596
5									154807
6									98957
7									713
8									0
9									221535
10									0
11	0	0	0	0	0	0	0	0	2407822
12		237564	8386			19806		6181	863191
13							13372		16028
14			1946			54819			130673
15		3219		32151					118388
16	7650	7877	951	7388				18243	675688
17									233126
18									0
19		1817							34274
20									614600
21									1737
22									1296965
23									0
24									0
25									-8
26	7650	234723	11283	39639	0	74625	13372	24424	3984662
27	7650	234723	11283	39639	0	74625	13372	24424	6392484
28		105							615006
29	7650	234618	11283	39539	0	74625	13372	24424	5777478

Economic Services

**No. 36-B-4853-ACCOUNT of CAPITAL OUTLAY on NON-FERROUS MINING AND METALLURGICAL INDUSTRIES  
during and to the end of the year 2001-02**

	(In thousands of rupees)	
	During the year	To end of the year
<b>UNION GOVERNMENT</b>		
<b>01-Mineral Exploration and Development-</b>		
190-Investments in Public Sector and Other Undertakings		327500
800-Other Expenditure	8306	1129974
<b>Total: 01</b>	<b>8306</b>	<b>1457474</b>
<b>02-Non-Ferrous Metal-</b>		
004-Research and Development		-235450
190-Investments in Public Sector and Other Undertakings	950000	801828
800-Other Expenditure		20652526
<b>Total: 02</b>	<b>950000</b>	<b>21218904</b>
<b>60-Other Mining and Metallurgical Industries-</b>		
190-Investments in Public Sector and Other Undertakings	4200	515273
797-Transfers to/from Reserves Funds and Deposit Accounts		-6261
800-Other Expenditure		1966837
901-Deducts-Receipts and Recoveries on Capital Account		-74492
<b>Total: 60</b>	<b>4200</b>	<b>2401357</b>
<b>Total: Union Government</b>	<b>962506</b>	<b>25077735</b>
<b>STATE GOVERNMENTS</b>		
<b>ANDHRA PRADESH</b>		
<b>01-Mineral Exploration Development-</b>		
190-Investments in Public Sector and Other Undertakings		8913716
<b>60-Other Mining and Metallurgical Industries-</b>		
190-Investments in Public Sector and Other Undertakings		21
797-Transfers to/from Reserve Funds and Deposit Accounts		-1000
902-Deduct Amount met from Reserve Funds/Deposit Accounts		--
<b>Total: Government of Andhra Pradesh</b>	<b>0</b>	<b>8912737</b>
<b>ASSAM</b>		
<b>01-Mineral Exploration and Development-</b>		
190-Investments in Public Sector and Other Undertakings		49851
800-Other Expenditure		750
<b>Total: Government of Assam</b>	<b>0</b>	<b>50601</b>

**No. 36-B-4853-ACCOUNT of CAPITAL OUTLAY on NON-FERROUS MINING AND METALLURGICAL INDUSTRIES  
during and to the end of the year 2001-02-Contd.**

	(In thousands of rupees)	
	Expenditure	
	During the year	To end of the year
<b>ARUNACHAL PRADESH</b>		
<b>60-Other Mining and Metallurgical Industries-</b>		
190-Investments in Public Sector and Other Undertakings	-	22710
800-Other Expenditure	1455	4600
<b>Total: Government of Arunachal Pradesh</b>	<b>1455</b>	<b>27310</b>
<b>BIHAR</b>		
<b>01-Mineral Exploration and Development-</b>		
190-Investment in Public Sector and Other Undertakings	-	43548
786-Tribal Area Sub-plan	-	55187
<b>Total: Government of Bihar</b>	<b>0</b>	<b>98735</b>
<b>CHHATTISGARH</b>		
<b>01-Mineral Exploration and Development-</b>		
004-Research and Development	-	-
190-Investment in Public Sector and Other Undertakings	5500	5500
<b>Total: Government of Chhattisgarh</b>	<b>5500</b>	<b>5500</b>
<b>NCT DELHI</b>		
<b>60-Other Mining and Metallurgical Industries-</b>		
190-Investments in Public Sector and Other Undertakings	-	31800
<b>Total: Government of NCT Delhi</b>	<b>0</b>	<b>31800</b>
<b>GOA</b>		
<b>01-Mineral Exploration and Development-</b>		
800-Other Expenditure	-	20
<b>Total: Government of Goa</b>	<b>0</b>	<b>20</b>
<b>GUJARAT</b>		
<b>01-Mineral Exploration and Development-</b>		
004-Research and Development	-	4113
190-Investments in Public Sector and Other Undertakings	-	31800
<b>Total: Government of Gujarat</b>	<b>0</b>	<b>35913</b>
<b>HIMACHAL PRADESH</b>		
<b>01-Mineral Exploration and Development-</b>		
190-Investments in Public Sector and Other Undertakings	-	1200
<b>Total: Government of Himachal Pradesh</b>	<b>0</b>	<b>1200</b>
<b>JAMMU AND KASHMIR</b>		
<b>01-Mineral Exploration and Development-</b>		
190-Investments in Public Sector and Other Undertakings	4994	161844
800-Other Expenditure	-	145699
<b>Total: Government of Jammu &amp; Kashmir</b>	<b>4994</b>	<b>307543</b>

**No. 36-B-4853-ACCOUNT of CAPITAL OUTLAY on NON-FERROUS MINING AND METALLURGICAL INDUSTRIES  
during and to the end of the year 2001-02-Contd.**

	(In thousands of rupees)	
	During the year	Expenditure To end of the year
<b>KARNATAKA</b>		
<b>01-Mineral Exploration and Development-</b>		
004-Research and Development		7068
<b>02-Non-ferrous Metals-</b>		
190-Investments in Public Sector and Other Undertakings		24903
<b>Total: Government of Karnataka</b>	<b>0</b>	<b>31971</b>
<b>KERALA</b>		
<b>01-Mineral Exploration and Development-</b>		
190-Investments in Public Sector and Other Undertakings		12566
<b>02-Non-ferrous Metals-</b>		
190-Investments in Public Sector and Other Undertakings		2005
<b>60-Other Mining and Metallurgical Industries-</b>		
190-Investment in Public Sector and Other Undertakings		309327
<b>Total: Government of Kerala</b>	<b>0</b>	<b>323898</b>
<b>MADHYA PRADESH</b>		
<b>01-Mineral Exploration and Development-</b>		
004-Research and Development		5534
190-Investment in Public Sector and Other Undertakings		1258
796-Tribal Area Sub-plan		43
800-Other Expenditure		1809
<b>02-Non-ferrous Metals-</b>		
190-Investments in Public Sector and Other Undertakings		15165
800-Other Expenditure	3452	9453
<b>60-Other Mining and Metallurgical Industries-</b>		
190-Investments in Public Sector and Other Undertakings		5198
796-Tribal Area Sub-plan		15284
800-Other Expenditure		1644
<b>Total: Government of Madhya Pradesh</b>	<b>3452</b>	<b>55388</b> (A)
<b>MAHARASHTRA</b>		
<b>01-Mineral Exploration and Development-</b>		
190-Investment in Public Sector and Other Undertakings		26544
<b>60-Other Mining and Metallurgical Industries-</b>		
190-Investment in Public Sector and Other Undertakings		1240
<b>Total: Government of Maharashtra</b>	<b>0</b>	<b>27784</b>

(A) Out of it Rs. 51870 thousands yet to be allocated between M.P. and Chhattisgarh.



## COMBINED FINANCE AND REVENUE ACCOUNTS OF THE UNION AND STATE GOVERNMENTS IN INDIA FOR THE YEAR 2001-02

No. 36-B-4853-ACCOUNT of CAPITAL OUTLAY on NON-FERROUS MINING AND METALLURGICAL INDUSTRIES  
during and to the end of the year 2001-02-Contd.

	(In thousands of rupees)	
	Expenditure	
	During the year	To end of the year
<b>MANIPUR</b>		
01-Mineral Exploration and Development-		
800-Other Expenditure		2978
<b>02-Non-ferrous Metals-</b>		
800-Other Expenditure		859
<b>Total: Government of Manipur</b>	<b>0</b>	<b>3837</b>
<b>MEGHALAYA</b>		
<b>02-Non-Ferrous Metals-</b>		
190-Investment in Public Sector and other Undertakings	1293	23897
800-Other Expenditure	125	125
<b>Total: Government of Meghalaya</b>	<b>1418</b>	<b>24022</b>
<b>MIZORAM</b>		
<b>02-Non-ferrous Metals--</b>		
800-Other Expenditure		4080
<b>60-Other Mining and Metallurgical Industries-</b>		
800-Other Expenditure		(A) -378
<b>Total: Government of Mizoram</b>	<b>0</b>	<b>3702</b>
<b>NAGALAND</b>		
<b>01-Mineral Exploration and Development-</b>		
800-Other Expenditure		33678
<b>60-Other Mining and Metallurgical Industries-</b>		
190-Investments in Public Sector and Other Undertakings	17900	78438
800-Other Expenditure		94744
<b>Total: Government of Nagaland</b>	<b>17900</b>	<b>206860</b>
<b>ORISSA</b>		
<b>01-Mineral Exploration and Development-</b>		
190-Investment in Public Sector and Other Undertakings		314083
796-Tribal Area Sub-plan		36
800-Other Expenditure		2396
<b>Total: 01</b>	<b>0</b>	<b>316515</b>
<b>02-Non-ferrous Metals-</b>		
004-Research and Development		795
796-Tribal Area Sub-plan		690
<b>Total: 02</b>	<b>0</b>	<b>1485</b>
<b>60-Other Mining and Metallurgical Industries-</b>		
004-Research and Development		353
800-Other Expenditure		538864
901-Deduct-Receipts and Recoveries on Capital Account		-33713
<b>Total: 60</b>	<b>0</b>	<b>505504</b>
<b>Total: Government of Orissa</b>	<b>0</b>	<b>823504</b>

(A) The minus balance is under investigation.

Economic Services

**No. 36-B-4853-ACCOUNT of CAPITAL OUTLAY on NON-FERROUS MINING AND METALLURGICAL INDUSTRIES  
during and to the end of the year 2001-02-Contd.**

	(In thousands of rupees)	
	Expenditure	
	During the year	To end of the year
<b>RAJASTHAN</b>		
<b>01-Mineral Exploration and Development-</b>		
004-Research and Development	2445	433186 (A)
190-Investment in Public Sector and other Undertakings		217096 (B)
796-Tribal Area Sub-plan		617866 (C)
<b>60-Other Mining and Metallurgical Industries</b>		
800-Other Expenditure		-60634
<b>Total: Government of Rajasthan</b>	<b>2445</b>	<b>1207516</b>
<b>SIKKIM</b>		
<b>01-Mineral Exploration and Development-</b>		
004-Research and Development		597
<b>60-Other Mining and Metallurgical Industries-</b>		
190-Investment in Public Sectors and other Undertakings	5000	44149
800-Other Expenditure		2094
<b>Total: Government of Sikkim</b>	<b>5000</b>	<b>46840</b>
<b>TAMIL NADU</b>		
<b>01-Mineral Exploration and Development-</b>		
190-Investment in Public Sector and other Undertakings		26143
800-Other Expenditure		3488
<b>Total: 01</b>	<b>0</b>	<b>29631</b>
<b>02-Non-ferrous Metals-</b>		
190-Investment in Public Sector and other Undertakings		5
<b>Total: 02</b>	<b>0</b>	<b>5</b>
<b>60-Other Mining and Metallurgical Industries-</b>		
190-Investment in Public Sector and other Undertakings		167500
800-Other Expenditure		1570
<b>Total: 60</b>	<b>0</b>	<b>169070</b>
<b>Total: Government of Tamil Nadu</b>	<b>0</b>	<b>198706</b>

(A) It includes investment in Rajasthan State Mineral Development Corporation Rs. 137866 thousands and Rajasthan State Mines and Minerals Ltd. Rs. 51250 thousands.

(B) It includes investment in Rajasthan State Mines and Minerals Ltd. Rs. 566080 thousands and Rajasthan State Mineral Development Corporation Rs. 24425 thousands, which are pertaining to heads of Account not in operation.

(C) It includes investments in Rajasthan State Mineral Development Corporation Rs. 1000 thousands and minus expenditure of Rs. 61634 thousands.

**No. 36-B-4853-ACCOUNT of CAPITAL OUTLAY on NON-FERROUS MINING AND METALLURGICAL INDUSTRIES  
during and to the end of the year 2001-02-Concl'd.**

	(In thousands of rupees)	
	Expenditure	
	During the year	To end of the year
<b>UTTAR PRADESH</b>		
<b>01-Mineral Exploration and Development-</b>		
190-Investments in Public Sector and Other Undertakings		563680
<b>Total: 01</b>	<b>0</b>	<b>563680</b>
<b>60-Other Mining and Metallurgical Industries-</b>		
800-Other Expenditure		5017
<b>Total-60</b>	<b>0</b>	<b>5017</b>
<b>Total: Government of Uttar Pradesh</b>	<b>0</b>	<b>568697</b>
<b>UTTARANCHAL</b>		
<b>01-Mineral Exploration and Development-</b>		
190-Investments in Public Sector and Other Undertakings		-
<b>60-Other Mining and Metallurgical Industries-</b>		
800-Other Expenditure		-
<b>Total: Government of Uttaranchal</b>	<b>0</b>	<b>0</b>
<b>WEST BENGAL</b>		
<b>01-Mineral Exploration and Development-</b>		
800-Other Expenditure		91
<b>Total: Government of West Bengal</b>	<b>0</b>	<b>91</b>
<b>Total: Capital Outlay on Non-ferrous Mining and Metallurgical Industries</b>	<b>1004670</b>	<b>38071910</b>



## COMBINED FINANCE AND REVENUE ACCOUNTS OF THE UNION AND STATE GOVERNMENTS IN INDIA FOR THE YEAR 2001-02

No. 36-C-6853--ACCOUNT of LOANS for NON-FERROUS MINING AND METALLURGICAL INDUSTRIES showing the amounts  
ADVANCED and REPAYED during the year ended 31st March, 2002 and the BALANCES of such LOANS at the  
commencement and at the end of the year 2001-02-Contd.

Item No.	STATE GOVERNMENTS								Total carried over
	Gujarat	Haryana	Himachal Pradesh	Jammu and Kashmir	Jharkhand	Karnataka	Kerala	Madhya Pradesh	
1								320	68458
2									0
3								1	20001
4	0	0	0	0	0	0	0	319	48457
5									1293
6									0
7									0
8	0	0	0	0	0	0	0	0	1293
9				18616					18616
10									0
11									0
12	0	0	0	18616	0	0	0	0	18616
13						209878			2461568
14						27900			27900
15									0
16	0	0	0	0	0	237778	0	0	2489468
17									0
18									0
19									0
20	0	0	0	0	0	0	0	0	0

\* Balances reduced due to allocation of Rs. 116 thousands to Chhattisgarh.





**No. 36-C-6853--ACCOUNT of LOANS for NON-FERROUS MINING AND METALLURGICAL INDUSTRIES showing the amounts  
ADVANCED and REPAYED during the year ended 31st March, 2002 and the BALANCES of such LOANS at the  
commencement and at the end of the year 2001-02-Contd.**

(In thousands of rupees)

	Union Government	U.T. Govt. Pondichery	STATE GOVERNMENTS							Item No.
			Andhra Pradesh	Arunachal Pradesh	Assam	Bihar	Chhattisgarh	NCT Delhi	Goa	
<b>800-Other Loans-</b>										
Balance 1st April, 2001										1
Advanced during the year										2
Repaid during the year										3
Balance 31st March, 2002	0	0	0	0	0	0	0	0	0	4
<b>60-Other mining and Metallurgical Industries-</b>										
<b>190-Loans to Public Sector and other Undertakings-</b>										
Balance 1st April, 2001	3978859						116	500		5
Advanced during the year	1600000									6
Repaid during the year	64992									7
Balance 31st March, 2002	5513867	0	0	0	0	0	116	500	0	8
<b>796-Tribal Area Sub-plan-</b>										
Balance 1st April, 2001										9
Advanced during the year										10
Repaid during the year										11
Balance 31st March, 2002	0	0	0	0	0	0	0	0	0	12
<b>800-Other Loans-</b>										
Balance 1st April, 2001			2							13
Advanced during the year										14
Repaid during the year							1			15
Balance 31st March, 2002	0	0	2	0	0	0	-1	0	0	16
<b>Total: Loans for non-Ferrous Mining and Metallurgical Industries-</b>										
Balance 1st April, 2001	6293287	0	2	0	0	(A) 6693	116	500	0	17
Advanced during the year	1600000	0	0	0	0	0	0	0	0	18
Repaid during the year	84992	0	0	0	0	0	1	0	0	19
Balance 31st March, 2002	7808295	0	2	0	0	6693	115	500	0	20
Interest received and credited to revenue	12249									21

(A) Balances retained in Bihar pending allocation.



No. 35-C-6853--ACCOUNT of LOANS for NON-FERROUS MINING AND METALLURGICAL INDUSTRIES showing the amounts  
ADVANCED and REPaid, during the year ended 31st March, 2002 and the BALANCES of such LOANS at the  
commencement and at the end of the year 2001-02-Contd.

Item No.	STATE GOVERNMENTS								Total carried over
	Gujarat	Haryana	Himachal Pradesh	Jammu and Kashmir	Jharkhand	Karnataka	Kerala	Madhya Pradesh	
1									0
2									0
3									0
4	0	0	0	0	0	0	0	0	0
5							8071		3987546
6									1600000
7									64992
8	0	0	0	0	0	0	8071	0	5522554
9									0
10									0
11									0
12	0	0	0	0	0	0	0	0	0
13				1200					1202
14									0
15									1
16	0	0	0	1200	0	0	0	0	1201
17	0	0	0	19816	0	209878	8071	320	6538683
18	0	0	0	0	0	27900	0	0	1627900
19	0	0	0	0	0	0	0	1	84994
20	0	0	0	19816	0	237778	8071	319	8081589
21									12249
									Loans and Advances

**No. 36-C-6853--ACCOUNT of LOANS for NON-FERROUS MINING AND METALLURGICAL INDUSTRIES showing the amounts  
ADVANCED and REPAID during the year ended 31st March, 2002 and the BALANCES of such LOANS at the  
commencement and at the end of the year 2001-02-Contd.**

	Total brought forward	STATE GOVERNMENTS						Item No.
		Maharashtra	Manipur	Meghalaya	Mizoram	Nagaland	Orissa	
(In thousands of rupees)								
<b>800-Other Loans-</b>								
Balance 1st April, 2001	0							1
Advanced during the year	0							2
Repaid during the year	0							3
Balance 31st March, 2002	0	0	0	0	0	0	0	4
<b>60-Other mining and Metallurgical Industries-</b>								
<b>190-Loans to Public Sector and other Undertakings-</b>								
Balance 1st April, 2001	3987546							5
Advanced during the year	1600000							6
Repaid during the year	64992							7
Balance 31st March, 2002	5522554	0	0	0	0	0	0	8
<b>796-Tribal Area Sub-plan-</b>								
Balance 1st April, 2001	0							9
Advanced during the year	0							10
Repaid during the year	0							11
Balance 31st March, 2002	0	0	0	0	0	0	0	12
<b>800-Other Loans-</b>								
Balance 1st April, 2001	1202						241800	13
Advanced during the year	0							14
Repaid during the year	1							15
Balance 31st March, 2002	1201	0	0	0	0	0	241800	16
<b>Total: Loans for non-Ferrous Mining and Metallurgical Industries-</b>								
Balance 1st April, 2001	6538683	0	0	0	0	0	241800	17
Advanced during the year	1627900	0	0	0	0	0	0	18
Repaid during the year	84994	0	0	0	0	0	0	19
Balance 31st March, 2002	8081589	0	0	0	0	0	241800	20
Interest received and credited to revenue	12249							21

**No. 36-C-6853--ACCOUNT of LOANS for NON-FERROUS MINING AND METALLURGICAL INDUSTRIES showing the amounts  
ADVANCED and REPAYED during the year ended 31st March, 2002 and the BALANCES of such LOANS at the  
commencement and at the end of the year 2001-02-Concl.**

(In thousands of rupees)

Item No.	STATE GOVERNMENTS								Total
	Punjab	Rajasthan	Sikkim	Tamil Nadu	Tripura	Uttar Pradesh	Uttaranchal	West Bengal	
1									0
2									0
3									0
4	0	0	0	0	0	0	0	0	0
5		71942		193775		180577			4433840
6									1600000
7		39328							104320
8	0	32614	0	193775	0	180577	0	0	5929520
9									0
10									0
11									0
12	0	0	0	0	0	0	0	0	0
13		115							243117
14									0
15		2							3
16	0	113	0	0	0	0	0	0	243114
17	0	72057	0	237255	0	(A) 180577	0	0	7270372
18	0	0	0	0	0	0	0	0	1627900
19	0	39330	0	0	0	0	0	0	124324
20	0	32727	0	237255	0	180577	0	0	8773948
21		13284							25533

(A) Rs. 180577 thousands retained in U.P. pending allocation.

Loans and Advances

**No. 37-B-4854-ACCOUNT of CAPITAL OUTLAY on CEMENT AND NON-METALLIC MINERAL INDUSTRIES during and to the end of the year 2001-02**

	(In thousands of rupees)	
	Expenditure	
	During the year	To end of the year
<b>UNION GOVERNMENT</b>		
<b>01-Cement-</b>		
190-Investments in Public Sector and Other Undertakings	18700	1906950
800-Other Expenditure	-	1976350
<b>Total: Union Government</b>	<b>18700</b>	<b>3883300</b>
<b>STATE GOVERNMENTS</b>		
<b>ANDHRA PRADESH</b>		
<b>01-Cement-</b>		
800-Other Expenditure	-	22
<b>Total: Government of Andhra Pradesh</b>	<b>0</b>	<b>22</b>
<b>GUJARAT</b>		
<b>01-Cement-</b>		
190-Investments in Public Sector and Other Undertakings	-	160
<b>Total: Government of Gujarat</b>	<b>0</b>	<b>160</b>
<b>HARYANA</b>		
<b>01-Cement-</b>		
190-Investments in Public Sector and Other Undertakings	-	256
<b>Total: Government of Haryana</b>	<b>0</b>	<b>256</b>
<b>JAMMU AND KASHMIR</b>		
<b>01-Cement-</b>		
004-Research and Development	-	2406
<b>Total: Government of Jammu &amp; Kashmir</b>	<b>0</b>	<b>2406</b>
<b>KARNATAKA</b>		
<b>01-Cement-</b>		
190-Investments in Public Sector and Other Undertakings	-	4178
<b>Total: Government of Karnataka</b>	<b>0</b>	<b>4178</b>
<b>KERALA</b>		
<b>01-Cement-</b>		
190-Investments in Public Sector and Other Undertakings	-	262824
800-Other Expenditure	-	25
<b>Total: Government of Kerala</b>	<b>0</b>	<b>262849</b>
<b>MADHYA PRADESH</b>		
<b>01-Cement-</b>		
190-Investments in Public Sector and Other Undertakings	-	333
<b>Total: Government of Madhya Pradesh</b>	<b>0</b>	<b>(A) 333</b>

(A) Rs. 333 thousands yet to be allocated between M.P. and Chhattisgarh.

## No. 37-B-4854-ACCOUNT of CAPITAL OUTLAY on CEMENT AND NON-METALLIC MINERAL INDUSTRIES during and to the end of the year 2001-02-Concl.

	(In thousands of rupees)	
	Expenditure	
	During the year	To end of the year
<b>MANIPUR</b>		
<b>01-Cement-</b>		
190-Investments in Public Sector and Other Undertakings	--	13985
<b>Total: Government of Manipur</b>	<b>0</b>	<b>13985</b>
<b>MEGHALAYA</b>		
<b>01-Cement-</b>		
190-Investment in Public Sector and other Undertakings-	--	131843
<b>Total: Government of Meghalaya</b>	<b>0</b>	<b>131843</b>
<b>ORISSA</b>		
<b>01-Cement-</b>		
190-Investments in Public Sector and Other Undertakings	--	--
<b>Total: Government of Orissa</b>	<b>0</b>	<b>0</b>
<b>PUNJAB</b>		
<b>01-Cement</b>		
190-Investments in Public Sector and Other Undertakings	--	145
<b>Total: Government of Punjab</b>	<b>0</b>	<b>145</b>
<b>TAMIL NADU</b>		
<b>01-Cement-</b>		
190-Investments in Public Sector and Other Undertakings	--	1000
800-Other Expenditure	--	4275
<b>Total: Government of Tamil Nadu</b>	<b>0</b>	<b>5275</b>
<b>UTTAR PRADESH</b>		
<b>01-Cement-</b>		
190-Investments in Public Sector and Other Undertakings	--	548015
<b>60-Others</b>		
800-Other Expenditure	--	-41168
<b>Total: Government of Uttar Pradesh</b>	<b>0</b>	<b>506847</b>
<b>UTTARANCHAL</b>		
<b>01-Cement-</b>		
190-Investments in Public Sector and Other Undertakings	--	--
<b>60-Others</b>		
800-Other Expenditure	--	--
<b>Total: Government of Uttaranchal</b>	<b>0</b>	<b>0</b>
<b>Total: Capital Outlay on Cement and Non-Metallic Mineral Industries</b>	<b>18700</b>	<b>4811599</b>

**No. 37-C-6854-ACCOUNT of LOANS for CEMENT AND NON-METALLIC MINERAL INDUSTRIES showing the amounts  
ADVANCED and REPAYED during the year ended 31st March, 2002 and the BALANCES of such LOANS at the  
commencement and at the end of the year 2001-02**

	Union Government	U.T. Govt. Pondicherry	STATE GOVERNMENTS						Goa	Item No.
			Andhra Pradesh	Arunachal Pradesh	Assam	Bihar	Chhattisgarh	NCT. Delhi		
<b>01-Cement-</b>										
<b>190-Loans to Public Sector and other Undertakings-</b>										
Balance 1st April, 2001	3661343						5885			1
Advanced during the year	647239									2
Repaid during the year										3
Balance 31st March, 2002	4308582	0	0	0	0	0	5885	0	0	4
<b>800-Other Loans-</b>										
Balance 1st April, 2001					5500					5
Advanced during the year										6
Repaid during the year										7
Balance 31st March, 2002	0	0	0	0	5500	0	0	0	0	8
<b>60-Others-</b>										
<b>190-Loans to Public Sector and other Undertakings-</b>										
Balance 1st April, 2001										9
Advanced during the year										10
Repaid during the year										11
Balance 31st March, 2002	0	0	0	0	0	0	0	0	0	12
<b>Total: Loans for Cement and Non-metallic Mineral Industries-</b>										
Balance 1st April, 2001	3661343	0	0	0	5500	5885	0	0	0	13
Advanced during the year	647239	0	0	0	0	0	0	0	0	14
Repaid during the year	0	0	0	0	0	0	0	0	0	15
Balance 31st March, 2002	4308582	0	0	0	5500	5885	0	0	0	16
Interest received and credit to revenue										17

(A) Balances retained in Bihar pending allocation.

## COMBINED FINANCE AND REVENUE ACCOUNTS OF THE UNION AND STATE GOVERNMENTS IN INDIA FOR THE YEAR 2001-02

No. 37-C-6854-ACCOUNT of LOANS for CEMENT AND NON-METALLIC MINERAL INDUSTRIES showing the amounts  
ADVANCED and REPAYED during the year ended 31st March, 2002 and the BALANCES of such LOANS at the  
commencement and at the end of the year 2001-02-Contd.

Item No.	STATE GOVERNMENTS								Total carried over
	Gujarat	Haryana	Himachal Pradesh	Jammu and Kashmir	Jharkhand	Karnataka	Kerala	Madhya Pradesh	
1							21903		3689131
2									647239
3									0
4	0	0	0	0	0	0	21903	0	4336370
5		480							5980
6									0
7									0
8	0	480	0	0	0	0	0	0	5980
9							5000		5000
10									0
11									0
12	0	0	0	0	0	0	5000	0	5000
13	0	480	0	0	0	0	26903	0	3700111
14	0	0	0	0	0	0	0	0	647239
15	0	0	0	0	0	0	0	0	0
16	0	480	0	0	0	0	26903	0	4347350
17									0

Loans and Advances

**No. 37-C-6854-ACCOUNT of LOANS for CEMENT AND NON-METALLIC MINERAL INDUSTRIES showing the amounts  
ADVANCED and REPAYED during the year ended 31st March, 2002 and the BALANCES of such LOANS at the  
commencement and at the end of the year 2001-02-Contd.**

	Total brought forward	STATE GOVERNMENTS					Orissa	Item No.
		Maharashtra	Manipur	Meghalaya	Mizoram	Nagaland		
<b>01-Cement-</b>								
<b>190-Loans to Public Sector and other Undertakings-</b>								
Balance 1st April, 2001	3689131						3980	1
Advanced during the year	647239							2
Repaid during the year	0							3
Balance 31st March, 2002	4336370	0	0	0	0	0	3980	4
<b>800-Other Loans-</b>								
Balance 1st April, 2001	5980							5
Advanced during the year	0							6
Repaid during the year	0							7
Balance 31st March, 2002	5980	0	0	0	0	0	0	8
<b>60-Others-</b>								
<b>190-Loans to Public Sector and other Undertakings-</b>								
Balance 1st April, 2001	5000							9
Advanced during the year	0							10
Repaid during the year	0							11
Balance 31st March, 2002	5000	0	0	0	0	0	0	12
<b>Total: Loans for Cement and Non-metallic Mineral Industries-</b>								
Balance 1st April, 2001	3700111	0	0	0	0	0	3980	13
Advanced during the year	647239	0	0	0	0	0	0	14
Repaid during the year	0	0	0	0	0	0	0	15
Balance 31st March, 2002	4347350	0	0	0	0	0	3980	16
Interest received and credit to revenue	0							17



**No. 37-C-6854-ACCOUNT of LOANS for CEMENT AND NON-METALLIC MINERAL INDUSTRIES showing the amounts  
ADVANCED and REPAYED during the year ended 31st March, 2002 and the BALANCES of such LOANS at the  
commencement and at the end of the year 2001-02-Conclid.**

Item No.	STATE GOVERNMENTS									Total
	Punjab	Rajasthan	Sikkim	Tamil Nadu	Tripura	Uttar Pradesh	Uttaranchal	West Bengal		
1						1105451				4798562
2										647239
3										0
4	0	0	0	0	0	1105451	0	0	0	5445801
5										5980
6										0
7										0
8	0	0	0	0	0	0	0	0	0	5980
9						59100				64100
10										0
11										0
12	0	0	0	0	0	59100	0	0	0	64100
13	0	0	0	0	0	1164551	0	0	0	4868642
14	0	0	0	0	0	0	0	0	0	647239
15	0	0	0	0	0	0	0	0	0	0
16	0	0	0	0	0	1164551	0	0	0	5515881
17										0

(A) Rs.1105451 thousands are yet to be allocated.

Loans and Advances

## No. 38-B-4855-ACCOUNT of CAPITAL OUTLAY on FERTILIZER INDUSTRIES during and to the end of the year 2001-02

(In thousands of rupees)

	Expenditure	
	During the year	To end of the year
<b>UNION GOVERNMENT</b>		
101-Investments in Co-operative Fertilizer Factories	--	24333571
190-Investments in Public Sector and Other Undertakings	1258300	12948879
<b>Total: Union Government</b>	<b>1258300</b>	<b>37282450</b>
<b>STATE GOVERNMENTS</b>		
<b>ANDHRA PRADESH</b>		
190-Investments in Public Sector and Other Undertakings	--	274562
<b>Total: Government of Andhra Pradesh</b>	<b>0</b>	<b>274562</b>
<b>ASSAM</b>		
800-Other Expenditure	--	25
<b>Total: Government of Assam</b>	<b>0</b>	<b>25</b>
<b>BIHAR</b>		
800-Other Expenditure	--	13627
<b>Total: Government of Bihar</b>	<b>0</b>	<b>13627</b>
<b>GUJARAT</b>		
190-Investments in Public Sector and Other Undertakings	--	--
<b>Total: Government of Gujarat</b>	<b>0</b>	<b>0</b>
<b>KARNATAKA</b>		
190-Investments in Public Sector and Other Undertakings	--	55
<b>Total: Government of Karnataka</b>	<b>0</b>	<b>55</b>

\* Includes Rs. 1663600 thousands being conversion of loan into equity.

## No. 38-B-4855-ACCOUNT of CAPITAL OUTLAY on FERTILIZER INDUSTRIES during and to the end of the year 2001-02-Concl'd.

(In thousands of rupees)

	Expenditure	
	During the year	To end of the year
<b>KERALA</b>		
190-Investments in Public Sector and Other Undertakings	--	21750
<b>Total: Government of Kerala</b>	<b>0</b>	<b>21750</b>
<b>MAHARASHTRA</b>		
101-Investments in Co-operatives Fertilizer Factories	--	40825
190-Investments in Public Sector and Other Undertakings	--	1000
<b>Total: Government of Maharashtra</b>	<b>0</b>	<b>41825</b>
<b>ORISSA</b>		
190-Investments in Public Sector and Other Undertakings	--	650
<b>Total: Government of Orissa</b>	<b>0</b>	<b>650</b>
<b>RAJASTHAN</b>		
800-Other Expenditure	--	--
<b>Total: Government of Rajasthan</b>	<b>0</b>	<b>0</b>
<b>TAMIL NADU</b>		
190-Investments in Public Sector and Other Undertakings	--	2569
901-Deduct-Receipt and Recoveries on Capital Account	--	-11
<b>Total: Government of Tamil Nadu</b>	<b>0</b>	<b>2558</b>
<b>UTTAR PRADESH</b>		
101-Investments in Co-operative Fertilizer Factories	--	55352
800- Other expenditure	--	1728
<b>Total: Government of Uttar Pradesh</b>	<b>0</b>	<b>57080</b>
<b>WEST BENGAL</b>		
190-Investments in Public Sector and Other Undertakings	--	2264
<b>Total: Government of West Bengal</b>	<b>0</b>	<b>2264</b>
<b>Total: Capital Outlay on Fertilizer Industries</b>	<b>1258300</b>	<b>37696846</b>

\* Rs. 57080 thousands yet to be allocated between successor state of U.P.

**No. 38-C-6855-ACCOUNT of LOANS for FERTILIZER INDUSTRIES showing the amounts ADVANCED and REPAYED during the year ended 31st March, 2002 and the BALANCES of such LOANS at the commencement and at the end of the year 2001-02**

(In thousands of rupees)

	Union Government	U.T. Govt. Pondicherry	STATE GOVERNMENTS							Item No.
			Andhra Pradesh	Arunachal Pradesh	Assam	Bihar	Chhattisgarh	NCT Delhi	Goa	
<b>101-Loans to Co-operative Fertilizer Factories-</b>										
Balance 1st April 2001										1
Advanced during the year										2
Repaid during the year										3
Balance 31st March, 2002	0	0	0	0	0	0	0	0	0	4
<b>190-Loans to Public Sector and other Undertakings-</b>										
Balance 1st April 2001	47896274		4005				194856			5
Advanced during the year	4196600									6
Repaid during the year	1637000									7
Balance 31st March, 2002	50455874	0	4005	0	0	0	194856	0	0	8
<b>796-Tribal Area Sub-plan-</b>										
Balance 1st April 2001										9
Advanced during the year										10
Repaid during the year										11
Balance 31st March, 2002	0	0	0	0	0	0	0	0	0	12
<b>800-Other Loans-</b>										
Balance 1st April 2001										13
Advanced during the year										14
Repaid during the year										15
Balance 31st March, 2002	0	0	0	0	0	0	0	0	0	16
<b>Total: Loans for Fertilizer Industries-</b>										
Balance 1st April 2001	47896274	0	4005	0	0	0	194856	0	0	17
Advanced during the year	4196600	0	0	0	0	0	0	0	0	18
Repaid during the year	1637000	0	0	0	0	0	0	0	0	19
Balance 31st March, 2002	50455874	0	4005	0	0	0	194856	0	0	20
Interest received and credited to revenue	2043750									21

\* Decreased by Rs. 1663600 thousands due to conversion of loan into equity.

## COMBINED FINANCE AND REVENUE ACCOUNTS OF THE UNION AND STATE GOVERNMENTS IN INDIA FOR THE YEAR 2001-02

No. 38-C-6855-ACCOUNT of LOANS for FERTILIZER INDUSTRIES showing the amounts ADVANCED and REPAID during the year ended 31st March, 2002 and the BALANCES of such LOANS at the commencement and at the end of the year 2001-02-Contd.

(In thousands of rupees)

Item No.	STATE GOVERNMENTS								Total carried over
	Gujarat	Haryana	Himachal Pradesh	Jammu and Kashmir	Jharkhand	Karnataka	Kerala	Madhya Pradesh	
1				-4					-4
2									0
3									0
4	0	0	0	@	0	0	0	0	-4
5						104900			48200035
6									4196600
7									1637000
8	0	0	0	0	0	104900	0	0	50759635
9									0
10									0
11									0
12	0	0	0	0	0	0	0	0	0
13	121500								121500
14									0
15									0
16	121500	0	0	0	0	0	0	0	121500
17	121500	0	0	-4	0	104900	0	0	48321531
18	0	0	0	0	0	0	0	0	4196600
19	0	0	0	0	0	0	0	0	1637000
20	121500	0	0	-4	0	104900	0	0	50881131
21									2043750

@ Minus balance is under investigation.

Loans and Advances

**No. 38-C-6855-ACCOUNT of LOANS for FERTILIZER INDUSTRIES showing the amounts ADVANCED and REPAID during the year ended 31st March, 2002 and the BALANCES of such LOANS at the commencement and at the end of the year 2001-02-Contd.**

(In thousands of rupees)

	Total brought forward	STATE GOVERNMENTS					Item No.	
		Maharashtra	Manipur	Meghalaya	Mizoram	Nagaland		Orissa
<b>101-Loans to Co-operative Fertilizer Factories-</b>								
Balance 1st April 2001	-4							1
Advanced during the year	0							2
Repaid during the year	0							3
Balance 31st March, 2002	-4	0	0	0	0	0	0	4
<b>190-Loans to Public Sector and other Undertakings-</b>								
Balance 1st April 2001	48200035							5
Advanced during the year	4196600							6
Repaid during the year	1637000							7
Balance 31st March, 2002	50759635	0	0	0	0	0	0	8
<b>796-Tribal Area Sub-plan-</b>								
Balance 1st April 2001	0							9
Advanced during the year	0							10
Repaid during the year	0							11
Balance 31st March, 2002	0	0	0	0	0	0	0	12
<b>800-Other Loans-</b>								
Balance 1st April 2001	121500							13
Advanced during the year	0							14
Repaid during the year	0							15
Balance 31st March, 2002	121500	0	0	0	0	0	0	16
<b>Total: Loans for Fertilizer Industries-</b>								
Balance 1st April 2001	48321531	0	0	0	0	0	0	17
Advanced during the year	4196600	0	0	0	0	0	0	18
Repaid during the year	1637000	0	0	0	0	0	0	19
Balance 31st March, 2002	50881131	0	0	0	0	0	0	20
Interest received and credited to revenue	2043750							21

**No. 38-C-6855-ACCOUNT of LOANS for FERTILIZER INDUSTRIES showing the amounts ADVANCED and REPAID during the year ended 31st March, 2002 and the BALANCES of such LOANS at the commencement and at the end of the year 2001-02-Concl'd.**

(In thousands of rupees)

Item No.	STATE GOVERNMENTS								Total
	Punjab	Rajasthan	Sikkim	Tamil Nadu	Tripura	Uttar Pradesh	Uttaranchal	West Bengal	
1									-4
2									0
3									0
4	0	0	0	0	0	0	0	0	-4
5	234							977	48201246
6									4196600
7									1637000
8	234	0	0	0	0	0	0	977	50760846
9									0
10									0
11									0
12	0	0	0	0	0	0	0	0	0
13									121500
14									0
15									0
16	0	0	0	0	0	0	0	0	121500
17	234	0	0	0	0	0	0	977	48322742
18	0	0	0	0	0	0	0	0	4196600
19	0	0	0	0	0	0	0	0	1637000
20	234	0	0	0	0	0	0	977	50882342
21									2043750


Loans and Advances

**No. 39-B-4856-ACCOUNT of CAPITAL OUTLAY on PETRO-CHEMICAL INDUSTRIES during and to the end of the year 2001-02-Conclid.**

(In thousand of rupees)

	Expenditure	
	During the year	To end of the year
<b>UNION GOVERNMENT</b>		
190-Investment in Public Sector and Other Undertakings	-	40000
<b>Total : Union Government</b>	<b>0</b>	<b>40000</b>
<b>STATE GOVERNMENTS</b>		
<b>GUJARAT</b>		
190-Investments in Public Sector and Other Undertakings	100000	1088610
<b>Total : Government of Gujarat</b>	<b>100000</b>	<b>1088610</b>
<b>KARNATAKA</b>		
190-Investment in Public Sector and other undertakings	-	35105
200-Other investments	-	1027
<b>Total : Government of Karnatka</b>	<b>0</b>	<b>36132</b>
<b>TAMIL NADU</b>		
190-Investment in Public Sector and Other Undertakings	-	-
200-Other investments	-	-
<b>Total : Government of Tamil Nadu</b>	<b>0</b>	<b>0</b>
<b>WEST BENGAL</b>		
190-Investment in Public Sector and Other Undertakings	1629919	5836457
200-Other investments	-	6436
<b>Total : Government of West Bengal</b>	<b>1629919</b>	<b>5842893</b>
<b>Total:Capital Outlay on Petro-Chemical Industries</b>	<b>1729919</b>	<b>7007635</b>







No. 39-C-6856-ACCOUNT of LOANS for PETRO-CHEMICAL INDUSTRIES showing the amounts ADVANCED and REPAYD during the year ended 31st March, 2002 and the BALANCES of such LOANS at the commencement and at the end of the year 2001-02-Contd.

Item No.	STATE GOVERNMENTS								Total carried over
	Gujarat	Haryana	Himachal Pradesh	Jammu and Kashmir	Jharkhand	Karnataka	Kerala	Madhya Pradesh	
1									2160347
2									7100
3									280168
4	0	0	0	0	0	0	0	0	1887279
5									0
6									0
7									0
8	0	0	0	0	0	0	0	0	0
9									0
10									0
11									0
12	0	0	0	0	0	0	0	0	0
13	0	0	0	0	0	0	0	0	2160347
14	0	0	0	0	0	0	0	0	7100
15	0	0	0	0	0	0	0	0	280168
16	0	0	0	0	0	0	0	0	1887279
17									108994

Loans and Advances

**No. 39-C-6856-ACCOUNT of LOANS for PETRO-CHEMICAL INDUSTRIES showing the amounts ADVANCED and REPAYED during the year ended 31st March, 2002 and the BALANCES of such LOANS at the commencement and at the end of the year 2001-02-Contd.**

	Total brought forward	STATE GOVERNMENTS						Item No.
		Maharashtra	Manipur	Meghalaya	Mizoram	Nagaland	Orissa	
(In thousands of rupees)								
<b>190-Loans for Public Sector and other Undertakings-</b>								
Balance 1st April, 2001	2160347							1
Advanced during the year	7100							2
Repaid during the year	280168							3
Balance 31st March, 2002	1887279	0	0	0	0	0	0	4
<b>796-Tribal Area Sub-plan-</b>								
Balance 1st April, 2001	0							5
Advanced during the year	0							6
Repaid during the year	0							7
Balance 31st March, 2002	0	0	0	0	0	0	0	8
<b>800-Other Loans-</b>								
Balance 1st April, 2001	0							9
Advanced during the year	0							10
Repaid during the year	0							11
Balance 31st March, 2002	0	0	0	0	0	0	0	12
<b>Total: Loans for Petro-Chemical Industries</b>								
Balance 1st April, 2001	2160347	0	0	0	0	0	0	13
Advanced during the year	7100	0	0	0	0	0	0	14
Repaid during the year	280168	0	0	0	0	0	0	15
Balance 31st March, 2002	1887279	0	0	0	0	0	0	16
Interest received & credited to revenue	108994							--

No. 39-C-6856-ACCOUNT of LOANS for PETRO-CHEMICAL INDUSTRIES showing the amounts **ADVANCED** and **REPAID** during the year ended 31st March, 2002 and the **BALANCES** of such **LOANS** at the commencement and at the end of the year 2001-02-Concid.

Item No.	STATE GOVERNMENTS								Total
	Punjab	Rajasthan	Sikkim	Tamil Nadu	Tripura	Uttar Pradesh	Uttaranchal	West Bengal	
1									2160347
2									7100
3									280168
4	0	0	0	0	0	0	0	0	1887279
5									0
6									0
7									0
8	0	0	0	0	0	0	0	0	0
9									0
10									0
11									0
12	0	0	0	0	0	0	0	0	0
13	0	0	0	0	0	0	0	0	2160347
14	0	0	0	0	0	0	0	0	7100
15	0	0	0	0	0	0	0	0	280168
16	0	0	0	0	0	0	0	0	1887279
17									108994

Loans and Advances

**No. 40-B-4857-ACCOUNT of CAPITAL OUTLAY on CHEMICALS AND PHARMACEUTICAL INDUSTRIES during and to the end of the year 2001-02**

	(In thousands of rupees)	
	Expenditure	
	During the year	To end of the year
<b>UNION GOVERNMENT</b>		
<b>01-Chemical and Pesticides Industries-</b>		
190-Investments in Public Sector and Other Undertakings	10000	272500
800-Other Expenditure	-	4192427
<b>Total: 01</b>	<b>10000</b>	<b>4464927</b>
<b>02-Durges and Pharmaceutical Industries-</b>		
190-Investments in Public Sector and Other Undertakings	10000	549800
800-Other Expenditure	-	1564462
<b>Total: 02</b>	<b>10000</b>	<b>2114262</b>
<b>Total: Union Government</b>	<b>20000</b>	<b>6579189</b>
<b>STATE GOVERNMENTS</b>		
<b>GOVERNMENT OF ASSAM</b>		
<b>01-Chemical and Pesticides Industries-</b>		
190-Investments in Public Sector and Other Undertakings	-	15200
<b>Total: 01</b>	<b>0</b>	<b>15200</b>
<b>02-Drugs and Pharmaceuticals-</b>		
800-Other Expenditure	-	50
<b>Total: 02</b>	<b>0</b>	<b>50</b>
<b>Total: Government of Assam</b>	<b>0</b>	<b>15250</b>
<b>GOVERNMENT OF BIHAR</b>		
<b>02-Drugs and Pharmaceutical Industries-</b>		
190-Investments in Public Sector and Other Undertakings	-	89992
<b>Total: Government of Bihar</b>	<b>0</b>	<b>89992</b>
<b>GOVERNMENT OF GUJARAT</b>		
<b>01-Chemical and Festicides Industries-</b>		
190-Investments in Public Sector and Other Undertakings	-	61
<b>Total: Government of Gujarat</b>	<b>0</b>	<b>61</b>

**No. 40-B-4857-ACCOUNT of CAPITAL OUTLAY on CHEMICALS AND PHARMACEUTICAL INDUSTRIES during and to the end of the year 2001-02-Concl'd.**

(In thousands of rupees)

	Expenditure	
	During the year	To end of the year
<b>GOVERNMENT OF KERALA</b>		
<b>01-Chemical and Pesticides Industries-</b>		
190-Investments in Public Sector and Other Undertakings	-	188215
<b>Total: 01</b>	<b>0</b>	<b>188215</b>
<b>02-Durges and Pharmaceutical Industries-</b>		
190-Investments in Public Sector and Other Undertakings	-	18000
800-Other Expenditure	-	3
<b>Total: 02</b>	<b>0</b>	<b>18003</b>
<b>Total: Government of Kerala</b>	<b>0</b>	<b>206218</b>
<b>GOVERNMENT OF MAHARASHTRA</b>		
<b>01-Chemical and Pesticides Industries-</b>		
800-Other Expenditure	-	1740
<b>Total: Government of Maharashtra</b>	<b>0</b>	<b>1740</b>
<b>GOVERNMENT OF RAJASTHAN</b>		
<b>01-Chemical and Pesticides Industries-</b>		
004-Research and Development	-	12903
800-Other Expenditure		
<b>Total: Government of Rajasthan</b>	<b>0</b>	<b>12903</b>
<b>GOVERNMENT OF TAMILNADU</b>		
<b>01-Chemical and Pesticides Industries-</b>		
800-Other Expenditure	-	1669
<b>Total: Government of Tamil Nadu</b>	<b>0</b>	<b>1669</b>
<b>GOVERNMENT OF WEST BENGAL</b>		
<b>02-Drugs and Pharmaceutical Industries-</b>		
190-Investments in Public Sector and Other Undertakings	-	98288
800-Other Expenditure	26550	3450
<b>Total: Government of West Bengal</b>	<b>26550</b>	<b>101738</b>
<b>Total: Capital Outlay on Chemicals and Pharmaceutical Industries</b>	<b>46550</b>	<b>7008760</b>





No. 40-C-6857-ACCOUNT of LOANS for CHEMICAL AND PHARMACEUTICAL INDUSTRIES showing the amounts ADVANCED and REPAYED during the year ended 31st March, 2002 and the BALANCES of such LOANS at commencement and at the end of the year 2001-02-Contd.

Item No.	STATE GOVERNMENTS							Total carried over
	Gujarat	Haryana	Himachal Pradesh	Jammu and Kashmir	Karnataka	Kerala	Madhya Pradesh	
1.					131625	30241		681846
2						76575		388175
3								0
4	0	0	0	0	131625	106816	0	1070021
5					1200			85330
6								0
7								0
8	0	0	0	0	1200	0	0	85330
9						46813		7511421
10								1432262
11								0
12	0	0	0	0	0	46813	0	8943683
13								2000
14								0
15								0
16	0	0	0	0	0	0	0	2000
17								0
18								0
19								0
20	0	0	0	0	0	0	0	0
21	0	0	0	0	132825	77054	0	8280597
22	0	0	0	0	0	76575	0	1820437
23	0	0	0	0	0	0	0	0
24	0	0	0	0	132825	153629	0	10101034
25								0

Loans and Advances

**No. 40-C-6857-ACCOUNT of LOANS for CHEMICAL AND PHARMACEUTICAL INDUSTRIES showing the amounts ADVANCED and REPAYED during the year ended 31st March, 2002 and the BALANCES of such LOANS at commencement and at the end of the year 2001-02-Contd.**

	Total brought forward	(In thousands of rupees)						Item No.
		STATE GOVERNMENTS						
		Maharashtra	Manipur	Méghalaya	Mizoram	Nagaland	Orissa	
<b>01-Chemicals and Pesticides Industries-</b>								
<b>190-Loans to Public Sector and other Undertakings-</b>								
Balance 1st April, 2001	681846							1
Advanced during the year	388175							2
Repaid during the year	0							3
Balance 31st March, 2002	1070021	0	0	0	0	0	0	4
<b>800-Other Loans-</b>								
Balance 1st April, 2001	85330							5
Advanced during the year	0							6
Repaid during the year	0							7
Balance 31st March, 2002	85330	0	0	0	0	0	0	8
<b>02-Drugs and Pharmaceutical Industries-</b>								
<b>190-Loans to Public Sector and other Undertakings-</b>								
Balance 1st April, 2001	7511421							9
Advanced during the year	1432262							10
Repaid during the year	0							11
Balance 31st March, 2002	8943683	0	0	0	0	0	0	12
<b>796-Tribal Area Sub-plan-</b>								
Balance 1st April, 2001	2000							13
Advanced during the year	0							14
Repaid during the year	0							15
Balance 31st March, 2002	2000	0	0	0	0	0	0	16
<b>800-Other Loans-</b>								
Miscellaneous loans (balance Rs. 25 lakhs or less in each case)								
Balance 1st April, 2001	0							17
Advanced during the year	0							18
Repaid during the year	0							19
Balance 31st March, 2002	0	0	0	0	0	0	0	20
<b>Total: Loans for Chemical and Pharmaceutical Industries-</b>								
Balance 1st April, 2001	8280597	0	0	0	0	0	0	21
Advanced during the year	1820437	0	0	0	0	0	0	22
Repaid during the year	0	0	0	0	0	0	0	23
Balance 31st March, 2002	10101034	0	0	0	0	0	0	24
Interest received and credited to revenue	0							25

No. 40-C-6867-ACCOUNT of LOANS for CHEMICAL AND PHARMACEUTICAL INDUSTRIES showing the amounts ADVANCED and REPAID during the year ended 31st March, 2002 and the BALANCES of such LOANS at commencement and at the end of the year 2001-02-Contd.

Item No.	STATE GOVERNMENTS								Total
	Punjab	Rjasthan	Sikkim	Tami Nadu	Tripura	Uttar Pradesh	Uttaranchal	West Bengal	
1								1467496	2149342
2								147686	535861
3									0
4	0	0	0	0	0	0	0	1615182	2685203
5									85330
6									0
7									0
8	0	0	0	0	0	0	0	0	85330
9								400864	7912285
10								31132	1463394
11								9550	9550
12	0	0	0	0	0	0	0	422446	9366129
13									2000
14									0
15									0
16	0	0	0	0	0	0	0	0	2000
17									0
18									0
19									0
20	0	0	0	0	0	0	0	0	0
21	0	0	0	0	0	0	0	1868360	10148957
22	0	0	0	0	0	0	0	178818	1999255
23	0	0	0	0	0	0	0	9550	9550
24	0	0	0	0	0	0	0	2037628	12138662
25									0

Loans and Advances

## No. 41-B-4858-ACCOUNT of CAPITAL OUTLAY on ENGINEERING INDUSTRIES during and to the end of the year 2001-02

	(In thousands of rupees)	
	During the year	To end of the year
<b>UNION GOVERNMENT</b>		
<b>01-Electrical Engineering Industries-</b>		
190-Investment in Public Sector and other Undertakings		-289363
800-Other Expenditure		2457434
901-Deduct-Receipts and Recoveries on Capital Account		-16043
<b>Total: 01</b>	<b>0</b>	<b>2152028</b>
<b>02-Other Industrial Machinery Industries-</b>		
190-Investments in Public Sector and Other Undertakings		1366543
<b>Total: 02</b>	<b>0</b>	<b>1366543</b>
<b>03-Transport Equipment Industries-</b>		
190-Investments in Public Sector and Other Undertakings	30000	1627470
800-Other Expenditure		18500
<b>Total: 03</b>	<b>30000</b>	<b>1645970</b>
<b>04-Ship Building Industries-</b>		
190-Investments in Public Sector and Other Undertakings	95000	3822741
800-Other Expenditure		2485167
<b>Total: 04</b>	<b>95000</b>	<b>6307908</b>
<b>05-Aircraft Industries-</b>		
190-Investments in Public Sector and Other Undertakings		485000
800-Other Expenditure		731531
<b>Total: 05</b>	<b>0</b>	<b>1216531</b>
<b>60-Other Engineering Industries-</b>		
190-Investments in Public Sector and Other Undertakings	6815975	25168507
800-Other Expenditure		6602503
901-Deduct-Receipts and Recoveries on Capital Account		-48129
<b>Total: 60</b>	<b>6815975</b>	<b>31722881</b>
<b>Total: Union Government</b>	<b>6940975</b>	<b>44411861</b>

## COMBINED FINANCE AND REVENUE ACCOUNTS OF THE UNION AND STATE GOVERNMENTS IN INDIA FOR THE YEAR 2001-02

No. 41-B-485B-ACCOUNT of CAPITAL OUTLAY on ENGINEERING INDUSTRIES during and to the end of the year 2001-02-Contd.  
(In thousands of rupees)

	Expenditure	
	During the year	To end of the year
<b>STATE GOVERNMENTS</b>		
<b>ANDHRA PRADESH</b>		
<b>01-Electrical Engineering Industries-</b>		
190-Investments in Public Sector and Other Undertakings		240562
800-Other Expenditure		
<b>Total: 01</b>	<b>0</b>	<b>240562</b>
<b>60-Other Engineering Industries-</b>		
190-Investments in Public Sector and Other Undertakings		135240
800-Other Expenditure		512
901-Deduct Receipts and Recoveries on Capital Account		
<b>Total: 60</b>	<b>0</b>	<b>135752</b>
<b>Total: Government of Andhra Pradesh</b>	<b>0</b>	<b>376314</b>
<b>ASSAM</b>		
<b>60-Other Engineering Industries-</b>		
190-Investments in Public Sector and Other Undertakings		6000
<b>Total: Government of Assam</b>	<b>0</b>	<b>6000</b>
<b>BIHAR</b>		
<b>01-Electrical Engineering Industries-</b>		
800-Other Expenditure		8818
<b>Total: Government of Bihar</b>	<b>0</b>	<b>8818</b>
<b>CHHATTISGARH</b>		
<b>60-Other Engineering Industries-</b>		
190-Investments in Public Sector and Other Undertakings		
<b>Total: Government of Chhattisgarh</b>	<b>0</b>	<b>0</b>
<b>GUJARAT</b>		
<b>04-Ship Building Industries-</b>		
004-Research and Development		2500
<b>60-Other Engineering Industries-</b>		
190-Investments in Public Sector and Other Undertakings		205523
800-Other Expenditure		208
<b>Total: Government of Gujarat</b>	<b>0</b>	<b>207815</b>
<b>HARYANA</b>		
<b>60-Other Engineering Industries-</b>		
190-Investments in Public Sector and Other Undertakings		4011
800-Other Expenditure		50
<b>Total: Government of Haryana</b>	<b>0</b>	<b>4061</b>
<b>HIMACHAL PRADESH</b>		
<b>01-Electrical Engineering Industries-</b>		
190-Investments in Public Sector and Other Undertakings		38700
800-Other Expenditure		
<b>Total: Government of Himachal Pradesh</b>	<b>0</b>	<b>38700</b>
<b>JAMMU AND KASHMIR</b>		
<b>60-Other Engineering Industries-</b>		
190-Investments in Public Sector and Other Undertakings		12523
800-Other Expenditure		
<b>Total: Government of Jammu &amp; Kashmir</b>	<b>0</b>	<b>12523</b>

Economic Services

## No. 41-B-4858-ACCOUNT of CAPITAL OUTLAY on ENGINEERING INDUSTRIES during and to the end of the year 2001-02-Contd.

(In thousands of rupees)

	Expenditure	
	During the year	To end of the year
<b>JHARKHAND</b>		
60-Other Engineering Industries-		
190-Investments in Public Sector and Other Undertakings		
<b>Total: Government of Jharkhand</b>	<b>0</b>	<b>0</b>
<b>KARNATAKA</b>		
01-Electrical Engineering Industries-		
190-Investments in Public Sector and Other Undertakings		290093
<b>Total: 01</b>	<b>0</b>	<b>290093</b>
02-Other Industrial Machinery Industries-		
004-Research and Development		5515
190-Investment in Public Sector and Other Undertakings		56228
<b>Total: 02</b>	<b>0</b>	<b>61743</b>
<b>Total: Government of Karnataka</b>	<b>0</b>	<b>351836</b>
<b>KERALA</b>		
01-Electrical Engineering Industries-		
190-Investments in Public Sector and Other Undertakings		522383
<b>Total: 01</b>	<b>0</b>	<b>522383</b>
02-Other Industrial Machinery Industries-		
190-Investments in Public Sector and Other Undertakings		61654
<b>Total: 02</b>	<b>0</b>	<b>61654</b>
60-Other Engineering Industries-		
190-Investments in Public Sector and Other Undertakings		557181
800-Other Expenditure		548
<b>Total: 60</b>	<b>0</b>	<b>557729</b>
<b>Total: Government of Kerala</b>	<b>0</b>	<b>1141766</b>
<b>MADHYA PRADESH</b>		
60-Other Engineering Industries-		
190-Investments in Public Sector and Other Undertakings		(A) 1483
<b>Total: Government of Madhya Pradesh</b>	<b>0</b>	<b>1483</b>
<b>ORISSA</b>		
02-Other Industrial Machinery Industries		
190-Investments in Public Sector and Other Undertakings	5000	67286
60-Other Engineering Industries-		
190-Investments in Public Sector and Other Undertakings		102810
<b>Total: Government of Orissa</b>	<b>5000</b>	<b>170096</b>
<b>PUNJAB</b>		
60-Other Engineering Industries-		
800-Other Expenditure		235
<b>Total: Government of Punjab</b>	<b>0</b>	<b>235</b>

(A) Includes Rs. 539 thousands yet to be allocated between M.P. and Chhattisgarh.

## COMBINED FINANCE AND REVENUE ACCOUNTS OF THE UNION AND STATE GOVERNMENTS IN INDIA FOR THE YEAR 2001-02

No. 41-B-4858-ACCOUNT of CAPITAL OUTLAY on ENGINEERING INDUSTRIES during and to the end of the year 2001-02-Contd.		
(In thousands of rupees)		
	Expenditure	
	During the year	To end of the year
<b>RAJASTHAN</b>		
<b>01-Electrical Engineering Industries-</b>		
190-Investments in Public Sector and Other Undertakings		(a) 750
800-Other Expenditure		1859
<b>Total: 01</b>	<b>0</b>	<b>2609</b>
<b>Total: Government of Rajasthan</b>	<b>0</b>	<b>2609</b>
<b>TAMIL NADU</b>		
<b>60-Other Engineering Industries-</b>		
190-Investments in Public Sector and Other Undertakings		392735
800-Other Expenditure		394
<b>Total: Government of Tamil Nadu</b>	<b>0</b>	<b>393129</b>
<b>UTTARANCHAL</b>		
<b>01-Electrical Engineering Corporation-</b>		
190-Investments in Public Sector and Other Undertakings		8453
<b>02-Other Industrial Machinery Industries-</b>		
190-Investments in Public Sector and Other Undertakings		9310
800-Other Expenditure		37561
<b>60-Other Engineering Industries-</b>		
190-Investments in Public Sector and Other Undertakings		90377
800-Other Expenditure		-5694
901-Deduct-Receipts and Recoveries on Capital Account		-2
<b>Total: Government of Uttaranchal</b>	<b>0</b>	<b>140005</b>
<b>UTTAR PRADESH</b>		
<b>01-Electrical Engineering Industries-</b>		
190-Investments in Public Sector and Other Undertakings		8452
<b>Total: 01</b>	<b>0</b>	<b>8452</b>
<b>02-Other Industrial Machinery Industries-</b>		
190-Investments in Public Sector and Other Undertakings		9307
800-Other Expenditure		37561
<b>Total: 02</b>	<b>0</b>	<b>46868</b>
<b>60-Other Engineering Industries-</b>		
190-Investments in Public Sector and Other Undertakings		90377
800-Other Expenditure	8150	2457
901-Deduct-Receipts and Recoveries on Capital Account		-2
<b>Total: 60</b>	<b>8150</b>	<b>92832</b>
<b>Total: Government of Uttar Pradesh</b>	<b>8150</b>	<b>148152</b> (b)

(a) Investment in Jaipur Metals and Electrical Ltd.

(b) Rs.140005 thousands yet to be allocated between U.P. and Uttaranchal.

**No. 41-B-4858-ACCOUNT of CAPITAL OUTLAY on ENGINEERING INDUSTRIES during and to the end of the year 2001-02-Concl'd.**  
(In thousands of rupees)

	Expenditure	
	During the year	To end of the year
<b>WEST BENGAL</b>		
<b>01-Electrical Engineering Industries-</b>		
190-Investments in Public Sector and Other Undertakings		4000
<b>Total: 01</b>	<b>0</b>	<b>4000</b>
<b>02-Other Industrial Machinery Industries-</b>		
190-Investments in Public Sector and Other Undertakings		115063
<b>Total: 02</b>	<b>0</b>	<b>115063</b>
<b>03-Transport Equipment Industries-</b>		
190-Investments in Public Sector and Other Undertakings		7500
<b>Total: 03</b>	<b>0</b>	<b>7500</b>
<b>60-Other Engineering Industries-</b>		
190-Investments in Public Sector and Other Undertakings	1440	279046
800-Other Expenditure		20000
<b>Total: 60</b>	<b>1440</b>	<b>299046</b>
<b>Total: Government of West Bengal</b>	<b>1440</b>	<b>425609</b>
<b>Total: Capital Outlay on Engineering Industries</b>	<b>6955565</b>	<b>47658246</b>



Handwritten notes and markings on the right side of the page, including a circled 'C' and a checkmark.

Handwritten notes and markings on the right side of the page, including a checkmark.

Handwritten notes and markings on the right side of the page, including a checkmark.

Handwritten notes and markings on the right side of the page, including a checkmark.

**No. 41-C-6858-ACCOUNT of LOANS for ENGINEERING INDUSTRIES showing the amounts ADVANCED and REPAID during the year ended 31st March, 2002 and the BALANCES of such LOANS at the commencement and at the end of the year 2001-02**

	Union Government	U.T. Govt. Pondicherry	STATE GOVERNMENTS							Item No.
			Andhra Pradesh	Arunachal Pradesh	Assam	Bihar	Chhattisgarh	NCT Delhi	Goa	
(In thousands of rupees)										
<b>01-Electrical Engineering Industries-</b>										
<b>190-Loan to Public Sector and other Undertakings-</b>										
Balance 1st April, 2001	672047									1
Advanced during the year										2
Repaid during the year										3
Balance 31st March, 2002	672047	0	0	0	0	0	0	0	0	4
<b>800-Other Loans-</b>										
Balance 1st April, 2001					25580					5
Advanced during the year										6
Repaid during the year										7
Balance 31st March, 2002	0	0	0	0	25580	0	0	0	0	8
<b>02-Other Industrial Machinery Industries-</b>										
<b>190-Loan to Public Sector and other Undertakings-</b>										
Balance 1st April, 2001	(A) 2604545									9
Advanced during the year	70000									10
Repaid during the year										11
Balance 31st March, 2002	2674545	0	0	0	0	0	0	0	0	12
<b>800-Other Loans-</b>										
Balance 1st April, 2001					17072					13
Advanced during the year										14
Repaid during the year										15
Balance 31st March, 2002	0	0	0	0	17072	0	0	0	0	16
<b>03-Transport Equipment Industries-</b>										
<b>190-Loan to Public Sector and other Undertakings</b>										
Balance 1st April, 2001	4964395									17
Advanced during the year	125000									18
Repaid during the year	292357									19
Balance 31st March, 2002	4797038	0	0	0	0	0	0	0	0	20
<b>800-Other Loans-</b>										
Balance 1st April, 2001										21
Advanced during the year										22
Repaid during the year										23
Balance 31st March, 2002	0	0	0	0	0	0	0	0	0	24

(A) Increased by Rs. 21033 thousands due to rectification of misclassification of previous years.



**No. 41-C-6858-ACCOUNT of LOANS for ENGINEERING INDUSTRIES showing the amounts ADVANCED and REPAID during the year ended 31st March, 2002 and the BALANCES of such LOANS at the commencement and at the end of the year 2001-02-Contd.**

(In thousands of rupees)

	Total brought forward	STATE GOVERNMENTS					Item No.
		Maharashtra	Manipur	Meghalaya	Mizoram	Nagaland	
<b>01-Electrical Engineering Industries-</b>							
<b>190-Loan to Public Sector and other Undertakings-</b>							
Balance 1st April, 2001	2408324						1
Advanced during the year	167486						2
Repaid during the year	0						3
Balance 31st March, 2002	2575810	0	0	0	0	0	4
<b>800-Other Loans-</b>							
Balance 1st April, 2001	25580						5
Advanced during the year	0						6
Repaid during the year	0						7
Balance 31st March, 2002	25580	0	0	0	0	0	8
<b>02-Other Industrial Machinery Industries-</b>							
<b>190-Loan to Public Sector and other Undertakings-</b>							
Balance 1st April, 2001	2814249						9
Advanced during the year	73600						10
Repaid during the year	0						11
Balance 31st March, 2002	2887849	0	0	0	0	0	12
<b>800-Other Loans-</b>							
Balance 1st April, 2001	20456						13
Advanced during the year	0						14
Repaid during the year	0						15
Balance 31st March, 2002	20456	0	0	0	0	0	16
<b>03-Transport Equipment Industries-</b>							
<b>190-Loan to Public Sector and other Undertakings</b>							
Balance 1st April, 2001	5016959						17
Advanced during the year	125000						18
Repaid during the year	292357						19
Balance 31st March, 2002	4849602	0	0	0	0	0	20
<b>800-Other Loans-</b>							
Balance 1st April, 2001	799						21
Advanced during the year	0						22
Repaid during the year	0						23
Balance 31st March, 2002	799	0	0	0	0	0	24

No. 41-C-6858-ACCOUNT of LOANS for ENGINEERING INDUSTRIES showing the amounts ADVANCED and REPAYED during the year ended 31st March, 2002 and the BALANCES of such LOANS at the commencement and at the end of the year 2001-02-Contd.

(in thousands of rupees)

Item No.	STATE GOVERNMENTS								Total
	Punjab	Rajasthan	Sikkim	Tamil Nadu	Tripura	Uttar Pradesh	Uttaranchal	West Bengal	
1									2408324
2									167486
3									0
4	0	0	0	0	0	0	0	0	2575810
5									25580
6									0
7									0
8	0	0	0	0	0	0	0	0	25580
9									2814249
10									73600
11									0
12	0	0	0	0	0	0	0	0	2687849
13								(a) 1442574	1463030
14								131546	131546
15									0
16	0	0	0	0	0	0	0	1574120	1594576
17	318							1646014	6663291
18								101402	226402
19									292357
20	318	0	0	0	0	0	0	1747416	6597336
21									799
22									0
23									0
24	0	0	0	0	0	0	0	0	799

(a) Decreased proforma for Rs.66091 thousands.

**No. 41-C-6858-ACCOUNT of LOANS for ENGINEERING INDUSTRIES showing the amounts ADVANCED and REPAYED during the year ended 31st March, 2002 and the BALANCES of such LOANS at the commencement and at the end of the year 2001-02-Contd.**

(In thousands of rupees)

	Union Government	U.T. Govt. Pondicherry	STATE GOVERNMENTS							Item No.
			Andhra Pradesh	Arunachal Pradesh	Assam	Bihar	Chhattisgarh	NCT Delhi	Goa	
<b>04-Other Engineering Industries-</b>										
<b>190-Loan to Public Sector and other Undertakings-</b>										
Balance 1st April, 2001										1
Advanced during the year										2
Repaid during the year										3
Balance 31st March, 2002		0		0	0	0	0	0	0	4
<b>800-Other Loans-</b>										
Balance 1st April, 2001					6178					5
Advanced during the year										6
Repaid during the year										7
Balance 31st March, 2002	0	0	0	0	6178	0	0	0	0	8
<b>60-Other Engineering Industries-</b>										
<b>190-Loan to Public Sector and other Undertakings-</b>										
Balance 1st April, 2001	22968362		1467551				19512			9
Advanced during the year	6545716		210							10
Repaid during the year	752750									11
Balance 31st March, 2002	28761328	0	1467761	0	0	19512	0	0	0	12
<b>800-Other Loans-</b>										
Balance 1st April, 2001	290368									13
Advanced during the year										14
Repaid during the year										15
Balance 31st March, 2002	290368	0	0	0	0	0	0	0	0	16
<b>80-General-</b>										
<b>190-Loan to Public Sector and other Undertakings-</b>										
Balance 1st April, 2001										17
Advanced during the year										18
Repaid during the year										19
Balance 31st March, 2002	0	0	0	0	0	0	0	0	0	20
<b>Total: Loans for Engineering Industries-</b>										
Balance 1st April, 2001	31499717	0	1467551	0	48830	19512	0	0	0	21
Advanced during the year	6740716	0	210	0	0	0	0	0	0	22
Repaid during the year	1045107	0	0	0	0	0	0	0	0	23
Balance 31st March, 2002	37195326	0	1467761	0	48830	19512	0	0	0	24
Interest received and credited to revenue	8438913									25

(A) Decreased by Rs. 2254925 thousands due to conversion of loan into equity.

## COMBINED FINANCE AND REVENUE ACCOUNTS OF THE UNION AND STATE GOVERNMENTS IN INDIA FOR THE YEAR 2001-02

No. 41-C-6858-ACCOUNT of LOANS for ENGINEERING INDUSTRIES showing the amounts ADVANCED and REPAYD during the year ended 31st March, 2002 and the BALANCES of such LOANS at the commencement and at the end of the year 2001-02-Contd.

Item No.	STATE GOVERNMENTS								Total carried over
	Gujarat	Haryana	Himachal Pradesh	Jammu and Kashmir	Jharkhand	Karnataka	Kerala	Madhya Pradesh	
1	158595		7300						165895
2									0
3									0
4	158595	0	7300	0	0	0	0	0	165895
5									6178
6									0
7									0
8	0	0	0	0	0	0	0	0	6178
9							691542		25146967
10							70817		6616743
11									752750
12	0	0	0	0	0	0	762359	0	31010960
13									290368
14									0
15									0
16	0	0	0	0	0	0	0	0	290368
17						997			997
18									0
19									0
20	0	0	0	0	0	997	0	0	997
21	159394	0	7300	3384	0	1557971	1133113	0	35896772
22	0	0	0	0	0	165026	76877	0	6982829
23	0	0	0	0	0	0	0	0	1045107
24	159394	0	7300	3384	0	1722997	1209990	0	41834494
25									8438913

Loans and Advances

**No. 41-C-6858-ACCOUNT of LOANS for ENGINEERING INDUSTRIES showing the amounts ADVANCED and REPAID during the year ended 31st March, 2002 and the BALANCES of such LOANS at the commencement and at the end of the year 2001-02-Contd.**

	Total brought forward	STATE GOVERNMENTS					Orissa	Item No.
		Maharashtra	Manipur	Meghalaya	Mizoram	Nagaland		
(In thousands of rupees)								
<b>04-Other Engineering Industries-</b>								
<b>190-Loan to Public Sector and other Undertakings-</b>								
Balance 1st April, 2001	165895							1
Advanced during the year	0							2
Repaid during the year	0							3
Balance 31st March, 2002	165895	0	0	0	0	0	0	4
<b>800-Other Loans-</b>								
Balance 1st April, 2001	6178							5
Advanced during the year	0							6
Repaid during the year	0							7
Balance 31st March, 2002	6178	0	0	0	0	0	0	8
<b>60-Other Engineering Industries-</b>								
<b>190-Loan to Public Sector and other Undertakings-</b>								
Balance 1st April, 2001	25146967							9
Advanced during the year	6616743							10
Repaid during the year	752750							11
Balance 31st March, 2002	31010960	0	0	0	0	0	0	12
<b>800-Other Loans-</b>								
Balance 1st April, 2001	290368							13
Advanced during the year	0							14
Repaid during the year	0							15
Balance 31st March, 2002	290368	0	0	0	0	0	0	16
<b>80-General-</b>								
<b>190-Loan to Public Sector and other Undertakings-</b>								
Balance 1st April, 2001	997							17
Advanced during the year	0							18
Repaid during the year	0							19
Balance 31st March, 2002	997	0	0	0	0	0	0	20
<b>Total: Loans for Engineering Industries-</b>								
Balance 1st April, 2001	35896772	0	0	0	0	0	0	21
Advanced during the year	6982829	0	0	0	0	0	0	22
Repaid during the year	1045107	0	0	0	0	0	0	23
Balance 31st March, 2002	41834494	0	0	0	0	0	0	24
Interest received and credited to revenue	8438913							25



## COMBINED FINANCE AND REVENUE ACCOUNTS OF THE UNION AND STATE GOVERNMENTS IN INDIA FOR THE YEAR 2001-02

No. 41-C-6858-ACCOUNT of LOANS for ENGINEERING INDUSTRIES showing the amounts ADVANCED and REPAID during the year ended 31st March, 2002 and the BALANCES of such LOANS at the commencement and at the end of the year 2001-02-Conclid.

(In thousands of rupees)

Item No.	STATE GOVERNMENTS:								Total
	Punjab	Rajasthan	Sikkim	Tamil Nadu	Tripura	Uttar Pradesh	Uttaranchal	West Bengal	
1						106470			272365
2									0
3									0
4	0	0	0	0	0	106470	0	0	272365
5								60897	67075
6									0
7									0
8	0	0	0	0	0	0	0	60897	67075
9				329047				(A) 201997	25678011
10								17724	6634467
11				98313					851063
12	0	0	0	230734	0	0	0	219721	31461415
13								831307	1121675
14								61875	61875
15								855	855
16	0	0	0	0	0	0	0	892327	1182695
17									997
18									0
19									0
20	0	0	0	0	0	0	0	0	997
21	318	0	0	329047	0	(B) 106470	0	4182789	40515396
22	0	0	0	0	0	0	0	312547	7295376
23	0	0	0	98313	0	0	0	855	1144275
24	318	0	0	230734	0	106470	0	4494481	46666497
25								28	8438941

(A) Decreased proforma for Rs.66091Thousands.

(B)Rs.106470 thousand yet to be allocated between U.P and its successor state.

Loans and Advances

**No. 42-B-4859-ACCOUNT of CAPITAL OUTLAY on TELECOMMUNICATION AND ELECTRONICS INDUSTRIES during and to the end of the year 2001-02**

	(In thousands of rupees)	
	Expenditure	
	During the year	To end of the year
<b>UNION GOVERNMENT</b>		
<b>01-Telecommunications-</b>		
190-Investments in Public Sector and other Undertakings	-	75800
800-Other Expenditure	-	781966
<b>Total: 01</b>	<b>0</b>	<b>857766</b>
<b>02-Electronics-</b>		
004-Research and Development	1000	1412671
190-Investments in Public Sector and Other Undertakings	-	2534864 (A)
800-Other Expenditure	233548	3501571
<b>Total: 02</b>	<b>234548</b>	<b>7449106</b>
<b>Total: Union Government</b>	<b>234548</b>	<b>8306872</b>
<b>STATE GOVERNMENTS</b>		
<b>ANDHRA PRADESH</b>		
<b>02-Electronics-</b>		
190-Investments in Public Sector and Other Undertakings	-	122350
901-Deduct-Receipts and Recoveries on Capital Account	-	-215
<b>Total: Government of Andhra Pradesh</b>	<b>0</b>	<b>122135</b>
<b>ASSAM</b>		
<b>02-Electronics-</b>		
190-Investments in Public Sector and Other Undertakings	6000	91771
800-Other Expenditure	-	3000
<b>Total: Government of Assam</b>	<b>6000</b>	<b>94771</b>

(A) Excludes Rs. 7,72,65 thousands being disinvestment of Government's equity holdings.

**No. 42-B-4859-ACCOUNT of CAPITAL OUTLAY on TELECOMMUNICATION AND ELECTRONICS INDUSTRIES during and to the end of the year 2001-02-Contd.**

(In thousands of rupees)

	Expenditure	
	During the year	To end of the year
<b>BIHAR</b>		
<b>02-Electronics-</b>		
190-Investments in Public Sector and Other Undertakings		41357
796-Tribal Area Sub-plan		15093
<b>Total: Government of Bihar</b>	<b>0</b>	<b>56450</b>
<b>GUJARAT</b>		
<b>02-Electronics-</b>		
190-Investments in Public Sector and Other Undertakings		124501
<b>Total: Government of Gujarat</b>	<b>0</b>	<b>124501</b>
<b>HARYANA</b>		
<b>02-Electronics-</b>		
190-Investments in Public Sector and Other Undertakings		78076
800-Other Expenditure		14544
<b>Total: Government of Haryana</b>	<b>0</b>	<b>92620</b>
<b>HIMACHAL PRADESH</b>		
<b>02-Electronics-</b>		
190-Investments in Public Sector and Other Undertakings		29727
<b>Total: Government of Himachal Pradesh</b>	<b>0</b>	<b>29727</b>
<b>KARNATAKA</b>		
<b>01-Telecommunication-</b>		
190-Investments in Public Sector and Other Undertakings		3125
<b>02-Electronics</b>		
190-Investments in Public Sector and Other Undertakings		88874
800-Other Expenditure		120000
<b>Total: Government of Karnataka</b>	<b>0</b>	<b>211999</b>

Economic Services

**No. 42-B-4859-ACCOUNT of CAPITAL OUTLAY on TELECOMMUNICATION AND ELECTRONICS INDUSTRIES during and to the end of the year 2001-02-Contd.**

	(In thousands of rupees)	
	Expenditure	
	During the year	To end of the year
<b>KERALA</b>		
<b>02-Electronics-</b>		
190-Investment in Public Sector and other Undertakings		863070
800-Other Expenditure		900
<b>Total: Government of Kerala</b>	<b>0</b>	<b>863970</b>
<b>MANIPUR</b>		
<b>02-Electronics</b>		
190-Investments in Public Sector and other Undertakings		18940
<b>Total: Government of Manipur</b>	<b>0</b>	<b>18940</b>
<b>NAGALAND</b>		
<b>02-Electronics-</b>		
800-Other Expenditure	2852	7472
<b>Total: Government of Nagaland</b>	<b>2852</b>	<b>7472</b>
<b>ORISSA</b>		
<b>02-Electronics-</b>		
190-Investment in Public Sector and other Undertakings		236457
<b>Total: Government of Orissa</b>	<b>0</b>	<b>236457</b>
<b>PUNJAB</b>		
<b>02-Electronics-</b>		
004-Research & Development		31657
190-Investment in Public Sector and other Undertakings		192268
<b>Total: Government of Punjab</b>	<b>0</b>	<b>223925</b>

**No. 42-B-4859-ACCOUNT of CAPITAL OUTLAY on TELECOMMUNICATION AND ELECTRONICS INDUSTRIES during and to the end of the year 2001-02-Concl'd.**

	(In thousands of rupees)	
	Expenditure	
	During the year	To end of the year
<b>TAMIL NADU</b>		
<b>02-Electronics-</b>		
190-Investment in Public Sector and other Undertakings	-	260515
800-Other Expenditure	-	97
<b>Total: Government of Tamil Nadu</b>	<b>0</b>	<b>260612</b>
<b>UTTAR PRADESH</b>		
<b>02-Electronics-</b>		
190-Investment in Public Sector and other Undertakings	77500	987236
800-Other Expenditure	-	2779
<b>Total: Government of Uttar Pradesh</b>	<b>77500</b>	<b>990015</b>
<b>UTTARANCHAL</b>		
<b>02-Electronics-</b>		
190-Investment in Public Sector and other Undertakings	-	-
800-Other Expenditure	14875	14875
<b>Total: Government of Uttaranchal</b>	<b>14875</b>	<b>14875</b>
<b>WEST BENGAL</b>		
<b>02-Electronics-</b>		
190-Investment in Public Sector and other Undertakings	85000	1300095
<b>Total: Government of West Bengal</b>	<b>85000</b>	<b>1300095</b>
<b>Total: Capital Outlay on Telecommunication and Electronics Industries</b>	<b>420775</b>	<b>12955436</b>

(A) The amount for Rs. 859315 thousands is yet to be allocated between U.P. and its successor state.

**No. 42-C-6859-ACCOUNT of LOANS for TELECOMMUNICATION AND ELECTRONICS INDUSTRIES showing the amounts  
ADVANCED and REPAYED during the year ended 31st March, 2002 and the BALANCES of such  
LOANS at the commencement and at the end of the year 2001-02**

	Union Government	U.T. Govt. Pondicherry	(In thousands of rupees)							Item No.
			STATE GOVERNMENTS							
			Andhra Pradesh	Arunachal Pradesh	Assam	Bihar	Chhattisgarh	NCT Delhi	Goa	
<b>01-Telecommunications-</b>										
<b>190-Loans to Public Sector and other Undertakings-</b>										
Balance 1st April, 2001	33208									1
Advanced during the year										2
Repaid during the year										3
Balance 31st March, 2002	33208	0	0	0	0	0	0	0	0	4
<b>02-Electronics-</b>										
<b>190-Loans to Public Sector and other Undertakings-</b>										
Balance 1st April, 2001	793055	(A)	250			43888				5
Advanced during the year	16950									6
Repaid during the year										7
Balance 31st March, 2002	810005	0	250	0	0	43888	0	0	0	8
<b>796-Tribal Area Sub-Plan-</b>										
Balance 1st April, 2001						18500				9
Advanced during the year										10
Repaid during the year										11
Balance 31st March, 2002	0	0	0	0	0	18500	0	0	0	12
<b>800-Other Loans-</b>										
Balance 1st April, 2001	30				100					13
Advanced during the year										14
Repaid during the year										15
Balance 31st March, 2002	30	0	0	0	100	0	0	0	0	16
<b>Total: Loans for Telecommunication and Electronics Industries-</b>										
Balance 1st April, 2001	826293	0	250	0	100	62388	0	0	0	17
Advanced during the year	16950	0	0	0	0	0	0	0	0	18
Repaid during the year	0	0	0	0	0	0	0	0	0	19
Balance 31st March, 2002	843243	0	250	0	100	62388	0	0	0	20
Interest received and credited to revenue	8436									21

(A) Decreased by Rs. 2624.16 thousands due to write off of loans and Rs. 21033 thousands due to rectification of misclassification for the year 2000-01.

**No. 42-C-6859-ACCOUNT of LOANS for TELECOMMUNICATION AND ELECTRONICS INDUSTRIES showing the amounts  
ADVANCED and REPAYED during the year ended 31st March, 2002 and the BALANCES of such  
LOANS at the commencement and at the end of the year 2001-02-Contd.**

Item No.	STATE GOVERNMENTS								Total carried over
	Gujarat	Haryana	Himachal Pradesh	Jammu and Kashmir	Jharkhand	Karnataka	Kerala	Madhya Pradesh	
1						41121			74329
2						1014			1014
3									0
4	0	0	0	0	0	42135	0	0	75343
5	59000					95370	727571		1719134
6							71050		88000
7									0
8	59000	0	0	0	0	95370	798621	0	1807134
9									18500
10									0
11									0
12	0	0	0	0	0	0	0	0	18500
13									130
14									0
15									0
16	0	0	0	0	0	0	0	0	130
17	59000	0	0	0	0	136491	727571	0	1812093
18	0	0	0	0	0	1014	71050	0	89014
19	0	0	0	0	0	0	0	0	0
20	59000	0	0	0	0	137505	798621	0	1901107
21									8436

Loans and Advances

**No. 42-C-6859-ACCOUNT of LOANS for TELECOMMUNICATION AND ELECTRONICS INDUSTRIES showing the amounts  
ADVANCED and REPAYED during the year ended 31st March, 2002 and the BALANCES of such  
LOANS at the commencement and at the end of the year 2001-02-Contd.**

	Total brought forward	STATE GOVERNMENTS						Item No.
		Maharashtra	Manipur	Meghalaya	Mizoram	Nagaland	Orissa	
(In thousands of rupees)								
<b>01-Telecommunications-</b>								
<b>190-Loans to Public Sector and other Undertakings-</b>								
Balance 1st April, 2001	74329							1
Advanced during the year	1014							2
Repaid during the year	0							3
Balance 31st March, 2002	75343	0	0	0	0	0	0	4
<b>02-Electronics-</b>								
<b>190-Loans to Public Sector and other Undertakings-</b>								
Balance 1st April, 2001	1719134							5
Advanced during the year	88000						780	6
Repaid during the year	0							7
Balance 31st March, 2002	1807134	0	0	0	0	0	780	8
<b>796-Tribal Area Sub-Plan-</b>								
Balance 1st April, 2001	18500							9
Advanced during the year	0							10
Repaid during the year	0							11
Balance 31st March, 2002	18500	0	0	0	0	0	0	12
<b>800-Other Loans-</b>								
Balance 1st April, 2001	130							13
Advanced during the year	0							14
Repaid during the year	0							15
Balance 31st March, 2002	130	0	0	0	0	0	0	16
<b>Total: Loans for Telecommunication and Electronics Industries-</b>								
Balance 1st April, 2001	1812093	0	0	0	0	0	0	17
Advanced during the year	89014	0	0	0	0	0	780	18
Repaid during the year	0	0	0	0	0	0	0	19
Balance 31st March, 2002	1901107	0	0	0	0	0	780	20
Interest received and credited to revenue	8436							21



## COMBINED FINANCE AND REVENUE ACCOUNTS OF THE UNION AND STATE GOVERNMENTS IN INDIA FOR THE YEAR 2001-02.

**No. 42-C-6859-ACCOUNT of LOANS for TELECOMMUNICATION AND ELECTRONICS INDUSTRIES showing the amounts  
ADVANCED and REPAYED during the year ended 31st March, 2002 and the BALANCES of such  
LOANS at the commencement and at the end of the year 2001-02-Concl'd.**

Item No.	STATE GOVERNMENTS								Total
	Punjab	Rajasthan	Sikkim	Tamil Nadu	Tripura	Uttar Pradesh	Uttaranchal	West Bengal	
1									74329
2									1014
3									0
4	0	0	0	0	0	0	0	0	75343
5	44921					340845		209525	2314425
6								35000	123780
7									0
8	44921	0	0	0	0	340845	0	244525	2438205
9									18500
10									0
11									0
12	0	0	0	0	0	0	0	0	18500
13									130
14									0
15									0
16	0	0	0	0	0	0	0	0	130
17	44921	0	0	0	0	(A) 340845	0	209525	2407384
18	0	0	0	0	0	0	0	35000	124794
19	0	0	0	0	0	0	0	0	0
20	44921	0	0	0	0	340845	0	244525	2532178
21									8436

(A) An amount for Rs 340845 thousands is yet to be allocated between U.P. and its successor state.

Loans and Advances

## No. 43-B-4860-ACCOUNT of CAPITAL OUTLAY on CONSUMER INDUSTRIES during and to the end of the year 2001-02

(in thousands of Rupees)

	Expenditure	
	During the year	To end of the year
<b>UNION GOVERNMENT</b>		
<b>01-Textiles-</b>		
190-Investments in Public Sector and Other Undertakings		1414885
800-Other Expenditure		4714684
<b>Total: 01</b>	<b>0</b>	<b>6129569</b>
<b>03-Leather-</b>		
190-Investments in Public Sector and Other Undertakings		33850
800-Other Expenditure		179008
<b>Total: 03</b>	<b>0</b>	<b>212858</b>
<b>04-Sugar-</b>		
800-Other Expenditure		12
<b>Total: 04</b>	<b>0</b>	<b>12</b>
<b>05-Paper and Newsprint-</b>		
190-Investments in Public Sector and Other Undertakings	22200	2974235
800-Other Expenditure		4771478
<b>Total: 05</b>	<b>22200</b>	<b>7745713</b>
<b>60-Others-</b>		
101-Edible Oils		76887
102-Foods and Beverages		59763
190-Investment in Public sector and other Undertakings		185000
216-Photo Films		1624246
217-Jute		210557
218-Salt	6200	65740
600-Others	63000	1378224
901-Deduct-Receipts and Recoveries on Capital Account		-775914
<b>Total: 60</b>	<b>69200</b>	<b>2824503</b>
<b>Total: Union Government</b>	<b>91400</b>	<b>16912655</b>

## No. 43-B-4860-ACCOUNT of CAPITAL OUTLAY on CONSUMER INDUSTRIES during and to the end of the year 2001-02-Contd.

(In thousands of Rupees)

	Expenditure	
	During the year	To end of the year
<b>UNION TERRITORY GOVERNMENT</b>		
<b>PONDICHERRY</b>		
<b>01-Textiles-</b>		
190-Investments in Public Sector and Other Undertakings	217250	1643808
800-Other Expenditure	--	94500
<b>Total: 01</b>	<b>217250</b>	<b>1738308</b>
<b>04-Sugar-</b>		
195-Investments in Co-operative Sugar Mills	38500	182075
<b>Total: 04</b>	<b>38500</b>	<b>182075</b>
<b>60-Others-</b>		
190-Investments in Public Sector and Other Undertakings	--	4500
191-Investments in Consumer Co-operatives	--	--
800-Other Expenditure	--	1019
901-Deduct-Receipt and Recoveries on Capital Account	--	--
<b>Total: 60</b>	<b>0</b>	<b>5519</b>
<b>Total: Government of Pondicherry</b>	<b>255750</b>	<b>1925902</b>
<b>STATE GOVERNMENTS</b>		
<b>ANDHRA PRADESH</b>		
<b>01-Textiles-</b>		
190-Investments in Public Sector and Other Undertakings	--	106223
195-Investments in Co-operatives-	--	533647
800-Other Expenditure-	--	7806
<b>Total: 01</b>	<b>0</b>	<b>647676</b>
<b>03-Leather-</b>		
190-Investments in Andhra Pradesh Leather Industries Development Corporation	--	104655
<b>Total: 03</b>	<b>0</b>	<b>104655</b>
<b>04-Sugar-</b>		
190-Investment in Public Sector and other Undertakings	--	1385835
195-Investments In Co-operatives	--	382958
<b>Total: 04</b>	<b>0</b>	<b>1768793</b>

**No. 43-B-4860-ACCOUNT of CAPITAL OUTLAY on CONSUMER INDUSTRIES during and to the end of the year 2001-02-Contd.**

(In thousands of Rupees)

	Expenditure	
	During the year	To end of the year
<b>ANDHRA PRADESH</b>		
<b>05-Paper and Newsprint-</b>		
190-Investments in Public Sector and Other Undertakings	--	15685
<b>Total-05</b>	<b>0</b>	<b>15685</b>
<b>60-Others-</b>		
190-Investments in Public Sector and Other Undertakings	--	445
<b>Total: 60</b>	<b>0</b>	<b>445</b>
<b>Total: Government of Andhra Pradesh</b>	<b>0</b>	<b>2537254</b>
<b>ASSAM</b>		
<b>01-Textiles-</b>		
800-Other Expenditure	--	-1110
<b>Total: 01</b>	<b>0</b>	<b>-1110</b>
<b>03-Leather-</b>		
800-Other Expenditure	--	127
<b>Total: 03</b>	<b>0</b>	<b>127</b>
<b>04-Sugar-</b>		
190-Investments in Public Sector and Other Undertakings	--	17537
<b>Total: 04</b>	<b>0</b>	<b>17537</b>
<b>05-Paper and Newsprint-</b>		
190-Investment in public sector and other Undertakings	--	57506
800-Other Expenditure	--	114394
901-Deduct Receipt and Recoveries on Capital account	--	-119352
<b>Total: 05</b>	<b>0</b>	<b>52548</b>
<b>60-Others-</b>		
796- Tribal Area Sub-plan	--	215
<b>Total: 60</b>	<b>0</b>	<b>215</b>
<b>Total: Government of Assam</b>	<b>0</b>	<b>69317</b>
<b>BIHAR</b>		
<b>01-Textiles-</b>		
190-Investments in Public Sector and Other Undertakings	--	185767
796-Tribal Area Sub-plan	--	1600
<b>Total: 01</b>	<b>0</b>	<b>187367</b>
<b>03-Leather-</b>		
190-Investments in Public Sector and Other Undertakings	--	56400
796-Tribal Area Sub-plan	--	43900
<b>Total: 03</b>	<b>0</b>	<b>100300</b>

## No. 43-B-4860-ACCOUNT of CAPITAL OUTLAY on CONSUMER INDUSTRIES during and to the end of the year 2001-02-Contd.

	(In thousands of Rupees)	
	Expenditure	
	During the year	To end of the year
<b>BIHAR</b>		
<b>04-Sugar-</b>		
190-Investments in Public Sector and other Undertakings	--	209423
800-Other Expenditure	--	6000
<b>Total: 04</b>	<b>0</b>	<b>215423</b>
<b>05-Paper and Newsprint-</b>		
190-Investments in Public Sector and other Undertakings	--	19272
<b>Total: 05</b>	<b>0</b>	<b>19272</b>
<b>60-Others -</b>		
217-Jute	--	7300
796-Tribal Area Sub-plan	--	15000
600-Others	--	2000
	--	1938
<b>Total: 60</b>	<b>0</b>	<b>26238</b>
<b>Total: Government of Bihar</b>	<b>0</b>	<b>548600</b>
<b>CHHATTISGARH</b>		
<b>01-Textiles-</b>		
004-Research & Development	--	--
190-Investments in Public Sector and other Undertakings	--	--
<b>Total: 01</b>	<b>0</b>	<b>0</b>
<b>03-Leather-</b>		
190-Investments in Public Sector and other Undertaking	--	--
<b>Total: 03</b>	<b>0</b>	<b>0</b>
<b>04-Sugar-</b>		
190-Investments in Public Sector and other Undertakings	--	--
<b>Total: 04</b>	<b>0</b>	<b>0</b>
<b>05-Paper and New Print-</b>		
190-Investments in Public Sector and other Undertakings	--	--
<b>Total: 05</b>	<b>0</b>	<b>0</b>
<b>60-Others-</b>		
600-Others	--	--
796-Tribal area sub-plan	--	--
<b>Total: 60</b>	<b>0</b>	<b>0</b>
<b>Total: Government of Chhattisgarh</b>	<b>0</b>	<b>0</b>

## No. 43-B-4860-ACCOUNT of CAPITAL OUTLAY on CONSUMER INDUSTRIES during and to the end of the year 2001-02-Contd.

	(In thousands of Rupees)	
	During the year	To end of the year
<b>GUJARAT</b>		
<b>01-Textiles-</b>		
190-Investments in Public Sector and Other Undertakings	--	1075455
195-Co-operative Spinning Mills-	--	22079
<b>Total: 01</b>	<b>0</b>	<b>1097534</b>
<b>04-Sugar-</b>		
191-Co-operative Sugar Mills	5000	430118
796-Tribal Area Sub-plan	17796	502274
<b>Total: 04</b>	<b>22796</b>	<b>932392</b>
<b>05-Paper and Newsprint-</b>		
800-Other Expenditure	--	987
<b>Total: 05</b>	<b>0</b>	<b>987</b>
<b>60-Others-</b>		
600-Others	--	142
<b>Total: 60</b>	<b>0</b>	<b>142</b>
<b>Total: Government of Gujarat</b>	<b>22796</b>	<b>2031055</b>
<b>HARYANA</b>		
<b>01-Textiles-</b>		
195-Co-operative Spinning Mills-	--	2500
<b>Total: 01</b>	<b>0</b>	<b>2500</b>
<b>04-Sugar-</b>		
190-Investments in Public Sector and Other Undertakings	--	374
195-Co-operative Sugar Mills-	-262	453434
<b>Total: 04</b>	<b>-262</b>	<b>453808</b>
<b>05-Paper and Newsprint-</b>		
190-Investments in Public Sector and Other Undertakings	--	376
<b>Total: 05</b>	<b>0</b>	<b>376</b>
<b>60 - Others-</b>		
206 - Distillaries	--	210
<b>Total : 60</b>	<b>0</b>	<b>210</b>
<b>Total: Government of Haryana</b>	<b>-262</b>	<b>456894</b>

(a) Minus expenditure was due to the share capital retired during the year.

## No. 43-B-4860-ACCOUNT of CAPITAL OUTLAY on CONSUMER INDUSTRIES during and to the end of the year 2001-02-Contd.

	(In thousands of Rupees)	
	Expenditure	
	During the year	To end of the year
<b>JAMMU AND KASHMIR</b>		
<b>01-Textiles-</b>		
800-Other Expenditure		13940
<b>05-Paper and Newsprint-</b>		
800-Other Expenditure		152
<b>60-Others-</b>		
600-Others		299284
<b>Total: Government of Jammu and Kashmir</b>	<b>0</b>	<b>313376</b>
<b>KARNATAKA</b>		
<b>01-Textiles-</b>		
190-Investments in Public Sector and Other Undertakings		581736
<b>Total: 01</b>	<b>0</b>	<b>581736</b>
<b>03-Leather-</b>		
190-Investments in Public Sector and Other Undertakings		3204
<b>Total: 03</b>	<b>0</b>	<b>3204</b>
<b>04-Sugar-</b>		
190-Investments in Public Sector and Other Undertakings	27961	790246
<b>Total: 04</b>	<b>27961</b>	<b>790246</b>
<b>05-Paper and Newsprint-</b>		
190-Investments in Public Sector and Other Undertakings	4	760928
<b>Total: 05</b>	<b>4</b>	<b>760928</b>
<b>60-Others-</b>		
101-Edible Oils		210
102-Food and Beverages		395
212-Soap		216300
219-Ceramics		-2571
220-Tobacco		6212
600-Others		6770
<b>Total: 60</b>	<b>0</b>	<b>227316</b>
<b>Total: Government of Karnataka</b>	<b>27965</b>	<b>2363430</b>

**No. 43-B-4860-ACCOUNT of CAPITAL OUTLAY on CONSUMER INDUSTRIES during and to the end of the year 2001-02-Contd.**  
(In thousands of Rupees)

	Expenditure	
	During the year	To end of the year
<b>KERALA</b>		
<b>01-Textiles-</b>		
190-Investments in Public Sector and Other Undertakings	--	353266
195 - Investments in Co-operative Spinning Mills	22500	384330
800 - Other Expenditure	--	1935
<b>Total: 01</b>	<b>22500</b>	<b>739531</b>
<b>04-Sugar-</b>		
190-Investments in Public Sector and Other Undertakings	--	3199
195 - Investment in Co-operative Sugar Mills	--	6166
<b>Total: 04</b>	<b>0</b>	<b>9365</b>
<b>05-Paper and Newsprint-</b>		
190-Investments in Public Sector and Other Undertakings	--	1327
<b>Total: 05</b>	<b>0</b>	<b>1327</b>
<b>60-Others-</b>		
101-Edible Oils	--	-1690
190-Investment in Public sector and Other Undertakings	40800	630457 (A)
212-Soap	--	-204
800-Other Expenditure	--	2666
<b>Total: 60</b>	<b>40800</b>	<b>631229</b>
<b>Total: Government of Kerala</b>	<b>63300</b>	<b>1381452</b>
<b>MADHYA PRADESH</b>		
<b>01-Textiles-</b>		
004-Research and Development	--	5000
190-Investments in Public Sector and Other Undertakings	--	53453
<b>Total: 01</b>	<b>0</b>	<b>58453</b>
<b>03-Leather-</b>		
190-Investments in Public Sector and Other Undertakings	--	10331
<b>Total: 03</b>	<b>0</b>	<b>10331</b>
<b>04-Sugar-</b>		
190- Investment in Public sector and other Undertakings	--	15918
<b>Total: 04</b>	<b>0</b>	<b>15918</b>
<b>05-Paper and Newsprint-</b>		
190-Investments in Public Sector and Other Undertakings	--	16973
<b>Total-05</b>	<b>0</b>	<b>16973</b>
<b>60-Others-</b>		
600-Others	--	1200
796-Tribal Area Sub-plan	--	16676
<b>Total-60</b>	<b>0</b>	<b>17876</b>
<b>Total: Government of Madhya Pradesh</b>	<b>0</b>	<b>119551</b> (B)

(A) Progressive minus expenditure is due to receipts and recoveries on capital account being more than the expenditure.

(B) Rs. 119551 thousands retained in M.P. pending allocation between M.P. and successor state.



## No. 43-B-4860-ACCOUNT of CAPITAL OUTLAY on CONSUMER INDUSTRIES during and to the end of the year 2001-02-Contd.

	(In thousands of Rupees)	
	Expenditure	
	During the year	To end of the year
<b>MAHARASHTRA</b>		
<b>01-Textiles-</b>		
190-Investments in Public Sector and Other Undertakings	11902	722461
797-Transfers to/from Reserve Funds and Deposit Accounts		-8538
800-Other Expenditure-		72078
<b>Total: 01</b>	<b>11902</b>	<b>786001</b>
<b>60-Others-</b>		
206-Distilleries		1491
600-Others		1112
797-Transfers to/from Reserve Funds and Deposit Accounts		-1063
<b>Total: 60</b>	<b>0</b>	<b>1540</b>
<b>Total: Government of Maharashtra</b>	<b>11902</b>	<b>787541</b>
<b>MANIPUR</b>		
<b>01-Textiles-</b>		
101-Industrial Estate		30471
190-Investments in Public Sector and Other Undertakings	24300	144852
<b>Total: 01</b>	<b>24300</b>	<b>175323</b>
<b>04-Sugar-</b>		
004-Research and Development		3043
190 -Investment in Public Sector and Other Undertakings		
800-Other Expenditure		13767
<b>Total: 04</b>	<b>0</b>	<b>16810</b>
<b>60-Others-</b>		
600-Others		97261
<b>Total: 60</b>	<b>0</b>	<b>97261</b>
<b>Total: Government of Manipur</b>	<b>24300</b>	<b>289394</b>
<b>MEGHALAYA</b>		
190-Investments in Public Sector and Other Undertakings		37978
<b>Total: Government of Meghalaya</b>	<b>0</b>	<b>37978</b>

**No. 43-B-4860-ACCOUNT of CAPITAL OUTLAY on CONSUMER INDUSTRIES during and to the end of the year 2001-02-Contd.**

	(In thousands of Rupees)	
	Expenditure	
	During the year	To end of the year
<b>NAGALAND</b>		
<b>01-Textiles-</b>		
190-Investments in Public Sector and Other Undertakings		23184
800-Other Expenditure		1900
<b>Total: -01</b>	<b>0</b>	<b>25084</b>
<b>04-Sugar-</b>		
190-Investments in Public Sector and Other Undertakings	9290	66512
800-Other Expenditure		41143
<b>Total: 04</b>	<b>9290</b>	<b>107655</b>
<b>05-Paper and Newsprint-</b>		
190-Investments in Public Sector and Other Undertakings		63293
800-Other Expenditure		28075
<b>Total: 05</b>	<b>0</b>	<b>91368</b>
<b>60-Others-</b>		
102-Food and Beverages	3319	137662
600-Others	49761	534091
<b>Total: 60</b>	<b>53080</b>	<b>671753</b>
<b>Total: Government of Nagaland</b>	<b>62370</b>	<b>895860</b>
<b>ORISSA</b>		
<b>01-Textiles-</b>		
190-Investments in Public Sector and Other Undertakings	7232	149887
195-Investment in Co-operatives		122516
<b>Total: 01</b>	<b>7232</b>	<b>272403</b>
<b>03-Leather-</b>		
190-Investments in Public Sector and Other Undertakings		27150
<b>Total: 03</b>	<b>0</b>	<b>27150</b>
<b>04-Sugar-</b>		
190-Investments in Public Sector and Other Undertakings-		147563
800-Other Expenditure		21700
<b>Total: 04</b>	<b>0</b>	<b>169263</b>
<b>05-Paper &amp; News Prints-</b>		
800-Other Expenditure		60000
<b>Total:05</b>	<b>0</b>	<b>60000</b>

## COMBINED FINANCE AND REVENUE ACCOUNTS OF THE UNION AND STATE GOVERNMENTS IN INDIA FOR THE YEAR 2001-02

No. 43-B-4860-ACCOUNT of CAPITAL OUTLAY on CONSUMER INDUSTRIES during and to the end of the year 2001-02-Contd.  
(In thousands of Rupees)

	Expenditure	
	During the year	To end of the year
<b>ORISSA</b>		
<b>60-Others-</b>		
101-Edible Oils and Vanaspati		675
195-Investment in Co-operatives		560
218-Salt		330
600 - Others		3866
796 - Tribal Area Sub-Plan		2885
800-Others Expenditure		--
<b>Total: 60</b>	<b>0</b>	<b>8316</b>
<b>Total: Government of Orissa</b>	<b>7232</b>	<b>537132</b>
<b>PUNJAB</b>		
<b>01-Textiles-</b>		
190-Investments in Public Sector and Other Undertakings		128490
195-Investment in Co-operatives		426590
<b>Total: 01</b>	<b>0</b>	<b>555080</b>
<b>04-Sugar-</b>		
190-Investments in Public Sector and Other Undertakings		1097
195-Investment in Co-operatives		827276
<b>Total: 04</b>	<b>0</b>	<b>828373</b>
<b>05-Paper and Newsprint-</b>		
190-Investments in Public Sector and Other Undertakings		548
<b>Total: 05</b>	<b>0</b>	<b>548</b>
<b>60-Others-</b>		
600-Others		47
<b>Total: 60</b>	<b>0</b>	<b>47</b>
<b>Total: Government of Punjab</b>	<b>0</b>	<b>1384048</b>
<b>RAJASTHAN</b>		
<b>01-Textiles-</b>		
190-Investments in Public Sector and Other Undertakings		327687
<b>Total: 01</b>	<b>0</b>	<b>327687</b>
<b>03-Leather-</b>		
190-Investments in Public Sector and Other Undertakings	-350	--
<b>Total: 03</b>	<b>-350</b>	<b>0</b>

## No. 43-B-4860-ACCOUNT of CAPITAL OUTLAY on CONSUMER INDUSTRIES during and to the end of the year 2001-02-Contd.

	(In thousands of Rupees)	
	Expenditure	
	During the year	To end of the year
<b>RAJASTHAN</b>		
<b>04-Sugar-</b>		(b)
190-Investments in Public Sector and other Undertakings	-	101049
<b>Total: 04</b>	<b>0</b>	<b>101049</b>
<b>60-Others-</b>		(c)
214-Toilet Preparation	-	760
218-Salt	-	13143
600-Others	-	20298
901-Deduct-Receipts and Recoveries on Capital Account	-	-2005
<b>Total: 60</b>	<b>0</b>	<b>32196</b>
<b>Total: Government of Rajasthan</b>	<b>-350</b>	<b>460932</b>
<b>SIKKIM</b>		
<b>60-Others-</b>		
102-Foods and Beverage	-	17690
190-Investments in Public Sector and other Undertakings	33500	245670
600-Others-	-	-
<b>Total: Government of Sikkim</b>	<b>33500</b>	<b>263360</b>
<b>TAMIL NADU</b>		
<b>01-Textiles-</b>		(d)
190-Investments in Public Sector and other Undertakings	-41	45399
195-Investments in Co-operative Spinning Mills	-	619658
800-Other Expenditure	-	193770
<b>Total: 01</b>	<b>-41</b>	<b>858827</b>
<b>03-Leather-</b>		
190-Investments in Public Sector and other Undertakings	-	55800
<b>Total: 02</b>	<b>0</b>	<b>55800</b>
<b>04-Sugar-</b>		
190-Investments in Public Sector and other Undertakings	-	521173
800-Other Expenditure	-	134416
<b>Total: 04</b>	<b>0</b>	<b>655589</b>
<b>05-Paper and Newsprint-</b>		
190-Investments in Public Sector and other Undertakings	-	376109
800-Other Expenditure	-	100
<b>Total: 05</b>	<b>0</b>	<b>376209</b>

(b) Investment in Ganga Nagar Sugar Mills Ltd., Jaipur Rs.35461 thousands and co-operative sugermillsRs.65588 thousands.

(c) Investment in Hi-Tech precision Glass company Ltd.,Jaipur.

(d) Minus expenditure is under examination.

(e) Amount of Rs. 25 thousands transferred to Head 4885 to set right wrong exhibition in earlier years.

## No. 43-B-4860-ACCOUNT of CAPITAL OUTLAY on CONSUMER INDUSTRIES during and to the end of the year 2001-02-Contd.


	(In thousands of Rupees)	
	Expenditure	
	During the year	To end of the year
<b>TAMIL NADU</b>		
<b>60-Others-</b>		
101-Edible Oils		1825
102-Foods and Beverages		800
190-Investments in Public Sector and other Undertakings		18611
206-Distilleries		8500
212-Soap		19
218-Salt		31698
600-Others		21340
<b>Total: 60</b>	<b>0</b>	<b>82793</b>
<b>Total: Government of Tamil Nadu</b>	<b>-41</b>	<b>2029218</b>
<b>TRIPURA</b>		
<b>05-Paper and Newsprint-</b>		
190-Investments in Public Sector and other Undertakings		1315
60- Others	131767	760416
<b>Total: Government of Tripura</b>	<b>131767</b>	<b>761731</b>
<b>UTTAR PRADESH</b>		
<b>01-Textiles-</b>		
190-Investments in Public Sector and other Undertakings		1666780
195-Consumer Co-operatives		592338
800-Other Expenditure		430
<b>Total: 01</b>	<b>0</b>	<b>2259548</b>
<b>03-Leather-</b>		
800-Other Expenditure		15
<b>Total: 03</b>	<b>0</b>	<b>15</b>
<b>04-Sugar-</b>		
190-Investments in Public Sector and other Undertakings		7958272
195-Consumer Co-operatives		1013506
800-Other Expenditure		63177
<b>Total: 04</b>	<b>0</b>	<b>9034955</b>

**No. 43-B-4860-ACCOUNT of CAPITAL OUTLAY on CONSUMER INDUSTRIES during and to the end of the year 2001-02-Conclid.**

(In thousands of Rupees)

	Expenditure	
	During the year	To end of the year
<b>UTTAR PRADESH</b>		
<b>60-Others-</b>		
195-Consumer Co-operatives	--	184929
206-Distilleries	--	245
600-Others	--	-61488
901-Deduct-Receipts and Recoveries on Capital Account	--	-242528
<b>Total: 60</b>	<b>0</b>	<b>-118842</b>
<b>Total: Government of Uttar Pradesh</b>	<b>0</b>	<b>11175676</b>
		(A)
<b>WEST BENGAL</b>		
<b>01-Textiles-</b>		
190-Investments in Public Sector and Other Undertakings	--	200333
<b>Total: 01</b>	<b>0</b>	<b>200333</b>
<b>02-Drugs and Pharmaceuticals-</b>		
190-Investments in Public Sector and Other Undertakings	--	62923
<b>Total : 02</b>	<b>0</b>	<b>62923</b>
<b>03-Leather-</b>		
800-Other Expenditure	26197	101865
<b>Total : 03</b>	<b>26197</b>	<b>101865</b>
<b>04-Sugar-</b>		
190-Investment in Public Sector and Other Undertakings	15000	147054
<b>Total: 04</b>	<b>15000</b>	<b>147054</b>
<b>60-Others-</b>		
190-Investments in Public Sector and Other Undertakings	--	528607
206-Distilleries	--	9162
218-Salt	--	512
600-Other Expenditure	139400	702102
901-Deduct-Receipts and Recoveries on Capital Account	--	--
<b>Total: 60</b>	<b>139400</b>	<b>1240383</b>
<b>Total: Government of West Bengal</b>	<b>180597</b>	<b>1752558</b>
<b>Total: Capital Outlay on Consumer Industries</b>	<b>912226</b>	<b>49034914</b>

(A) The amount of Rs. 11175676 thousands is yet to be allocated between U.P. and its successor state.



**No. 43-C-6860-ACCOUNT of LOANS for CONSUMER INDUSTRIES showing the amounts ADVANCED and REPAID during the year ended 31st March, 2002 and the BALANCES of such LOANS at the commencement and at the end of the year 2001-02**

(In thousands of rupees)

	Union Government	U.T. Govt. Pondicherry	STATE GOVERNMENTS							Item No.
			Andhra Pradesh	Arunachal Pradesh	Assam	Bihar	Chhattisgarh	NCT Delhi	Goa	
<b>01-Textiles-</b>										
<b>101-Loans to Co-operative Spinning Mills-</b>										
Balance 1st April, 2001	429008		417402							1
Advanced during the year			5057							2
Repaid during the year										3
Balance 31st March, 2002	429008	0	422459	0	0	0	0	0	0	4
<b>190-Loans to Public Sector and other Undertakings-</b>										
Balance 1st April, 2001	49453046	(B) 78333	52478		5000	12977	645			5
Advanced during the year	5064200						20			6
Repaid during the year										7
Balance 31st March, 2002	54517246	78333	52478	0	5000	12977	665	0	0	8
<b>195-Loans to Co-operation-</b>										
Balance 1st April, 2001			18139							9
Advanced during the year										10
Repaid during the year										11
Balance 31st March, 2002	0	0	18139	0	0	0	0	0	0	12
<b>789-Special Component Plan for Scheduled Castes -Assistance to Small Handloom Unit-</b>										
Balance 1st April, 2001										13
Advanced during the year										14
Repaid during the year										15
Balance 31st March, 2002	0	0	0	0	0	0	0	0	0	16
<b>796 Tribal Area Sub-plan-</b>										
Balance 1st April, 2001							1500	1077		17
Advanced during the year										18
Repaid during the year										19
Balance 31st March, 2002	0	0	0	0	0	1500	1077	0	0	20
<b>800-Other Loans-</b>										
Balance 1st April, 2001	-22				328640	10008		3664		21
Advanced during the year					66000					22
Repaid during the year										23
Balance 31st March, 2002	(A) -22	0	0	0	394640	10008	0	3664	0	24

(A) Adverse balance is under investigation.

(B) Dropped proforma for Rs. 50000/- thousands being the short term loan paid to PTL, Pondicherry during 1995-96 converted as share capital.



## COMBINED FINANCE AND REVENUE ACCOUNTS OF THE UNION AND STATE GOVERNMENTS IN INDIA FOR THE YEAR 2001-02

No. 43-C-6860-ACCOUNT of LOANS for CONSUMER INDUSTRIES showing the amounts ADVANCED and REPAID during the year ended 31st March, 2002 and the BALANCES of such LOANS at the commencement and at the end of the year 2001-02-Contd.

Item No.	STATE GOVERNMENTS								Total carried over
	Gujarat	Haryana	Himachal Pradesh	Jammu and Kashmir	Jharkhand	Karnataka	Kerala	Madhya Pradesh	
1	616					41786	101729		990541
2									5057
3									0
4	616	0	0	0	0	41786	101729	0	995598
5	3526785					127919	200825	823456	54281464
6						844		76036	5141100
7						2890			2890
8	3526785	0	0	0	0	125873	200825	899492	59419674
9									18139
10									0
11									0
12	0	0	0	0	0	0	0	0	18139
13								22	22
14								15	15
15									0
16	0	0	0	0	0	0	0	37	37
17								2970	5547
18									0
19									0
20	0	0	0	0	0	0	0	2970	5547
21	26543	561				267878			637272
22						28800			94800
23									0
24	26543	561	0	0	0	296678	0	0	732072

**No. 43-C-6860-ACCOUNT of LOANS for CONSUMER INDUSTRIES showing the amounts ADVANCED and REPAID during the year ended 31st March, 2002 and the BALANCES of such LOANS at the commencement and at the end of the year 2001-02-Contd.**

(In thousands of rupees)

	Total brought forward	STATE GOVERNMENTS						Item No.
		Maharashtra	Manipur	Meghalaya	Mizoram	Nagaland	Orissa	
<b>01-Textiles-</b>								
<b>101-Loans to Co-operative Spinning Mills-</b>								
Balance 1st April, 2001	990541							1
Advanced during the year	5057							2
Repaid during the year	0							3
Balance 31st March, 2002	995598	0	0	0	0	0	0	4
<b>190-Loans to Public Sector and other Undertakings-</b>								
Balance 1st April, 2001	54281464	3609850					290819	5
		(A)						
Advanced during the year	5141100	819300						6
Repaid during the year	2890							7
Balance 31st March, 2002	59419674	4429150	0	0	0	0	290819	8
<b>195-Loans to Co-operation-</b>								
Balance 1st April, 2001	18139						75678	9
Advanced during the year	0						11400	10
Repaid during the year	0							11
Balance 31st March, 2002	18139	0	0	0	0	0	87078	12
<b>789-Special Component Plan for Scheduled Castes -Assistance to Small Handloom Unit-</b>								
Balance 1st April, 2001	22							13
Advanced during the year	15							14
Repaid during the year	0							15
Balance 31st March, 2002	37	0	0	0	0	0	0	16
<b>796 Tribal Area Sub-plan-</b>								
Balance 1st-April, 2001	5547							17
Advanced during the year	0							18
Repaid during the year	0							19
Balance 31st March, 2002	5547	0	0	0	0	0	0	20
<b>800-Other Loans-</b>								
Balance 1st April, 2001	637272	136244						21
Advanced during the year	94800							22
Repaid during the year	0							23
Balance 31st March, 2002	732072	136244	0	0	0	0	0	24

(A) Includes Rs. 7500 thousands spent out of advance from Contingency Fund during 2000-01 and recouped to the fund during 2001-02.

## COMBINED FINANCE AND REVENUE ACCOUNTS OF THE UNION AND STATE GOVERNMENTS IN INDIA FOR THE YEAR 2001-02

No. 43-C-6860-ACCOUNT of LOANS for CONSUMER INDUSTRIES showing the amounts ADVANCED and REPAID during the year ended 31st March, 2002 and the BALANCES of such LOANS at the commencement and at the end of the year 2001-02-Contd.

Item No.	STATE GOVERNMENTS								Total
	Punjab	Rajasthan	Sikkim	Tamil Nadu	Tripura	Uttaranchal	Uttar Pradesh	West Bengal	
1				378588			982087		2351216
2									5057
3				8					8
4	0	0	0	378580	0	0	982087	0	2356265
5	15425			9491			1255447	2299816	61762312
6								234713	6195113
7	100								2990
8	15325	0	0	9491	0	0	1255447	2534529	67954435
9									93817
10									11400
11									0
12	0	0	0	0	0	0	0	0	105217
13									22
14									15
15									0
16	0	0	0	0	0	0	0	0	37
17									5547
18									0
19									0
20	0	0	0	0	0	0	0	0	5547
21		28332		5626					807474
22		20741		0					115541
23				10					10
24	0	49073	0	5616	0	0	0	0	923005

## COMBINED FINANCE AND REVENUE ACCOUNTS OF THE UNION AND STATE GOVERNMENTS IN INDIA FOR THE YEAR 2001-02

No. 43-C-6860-ACCOUNT of LOANS for CONSUMER INDUSTRIES showing the amounts ADVANCED and REPAYED during the year ended 31st March, 2002 and the BALANCES of such LOANS at the commencement and at the end of the year 2001-02-Contd.

(In thousands of rupees)

	Union Government	U.T. Govt. Pondicherry	STATE GOVERNMENTS							Item No.
			Andhra Pradesh	Arunachal Pradesh	Assam	Bihar	Chhattisgarh	NCT Delhi	Goa	
<b>03-Leather-</b>										
<b>190-Loans to Public Sector and other Undertakings-</b>										
Balance 1st April, 2001	1438962		37577				121249			1
Advanced during the year	248800		14200							2
Repaid during the year	6500									3
Balance 31st March, 2002	1681262	0	51777	0	0	0	121249	0	0	4
<b>195-Loans to Leather Co-operatives-</b>										
Balance 1st April, 2001			18							5
Advanced during the year										6
Repaid during the year										7
Balance 31st March, 2002	0	0	18	0	0	0	0	0	0	8
<b>216-Films-</b>										
Balance 1st April, 2001										9
Advanced during the year										10
Repaid during the year										11
Balance 31st March, 2002	0	0	0	0	0	0	0	0	0	12
<b>796-Tribal Area Sub-plan-</b>										
Balance 1st April, 2001							11422			13
Advanced during the year										14
Repaid during the year										15
Balance 31st March, 2002	0	0	0	0	0	0	11422	0	0	16
<b>800-Other Loans-</b>										
Balance 1st April, 2001			1957					233		17
Advanced during the year										18
Repaid during the year										19
Balance 31st March, 2002	0	0	1957	0	0	0	0	233	0	20
<b>04-Sugar-</b>										
<b>101-Loans to Co-operative Sugar Mills-</b>										
Balance 1st April, 2001	521660		347518				1000			21
Advanced during the year			244375							22
Repaid during the year										23
Balance 31st March, 2002	521660	0	591893	0	0	0	1000	0	0	24

## COMBINED FINANCE AND REVENUE ACCOUNTS OF THE UNION AND STATE GOVERNMENTS IN INDIA FOR THE YEAR 2001-02

No. 43-C-6860-ACCOUNT of LOANS for CONSUMER INDUSTRIES showing the amounts **ADVANCED** and **REPAID** during the year ended 31st March, 2002 and the **BALANCES** of such **LOANS** at the commencement and at the end of the year 2001-02-Contd.

Item No.	STATE GOVERNMENTS								Total carried over
	Gujarat	Haryana	Himachal Pradesh	Jammu and Kashmir	Jharkhand	Karnataka	Kerala	Madhya Pradesh	
1						558			1598346
2									263000
3									6500
4	0	0	0	0	0	558	0	0	1854846
5		4509							4527
6									0
7									0
8	0	4509	0	0	0	0	0	0	4527
9									0
10									0
11									0
12	0	0	0	0	0	0	0	0	0
13									11422
14									0
15									0
16	0	0	0	0	0	0	0	0	11422
17								642	2832
18									0
19									0
20	0	0	0	0	0	0	0	642	2832
21	33460	1068076				1184002	50561	19335	3225612
22		462797				520254			1227426
23						27574	7623		35197
24	33460	1530873	0	0	0	1676682	42938	19335	4417841

## COMBINED FINANCE AND REVENUE ACCOUNTS OF THE UNION AND STATE GOVERNMENTS IN INDIA FOR THE YEAR 2001-02

No. 43-C-6860-ACCOUNT of LOANS for CONSUMER INDUSTRIES showing the amounts ADVANCED and REPAYED during the year ended 31st March, 2002 and the BALANCES of such LOANS at the commencement and at the end of the year 2001-02-Contd.

	Total brought forward	STATE GOVERNMENTS						Item No.
		Maharashtra	Manipur	Meghalaya	Mizoram	Nagaland	Orissa	
(In thousands of rupees)								
<b>03-Leather-</b>								
<b>190-Loans to Public Sector and other Undertakings-</b>								
Balance 1st April, 2001	1598346							1
Advanced during the year	263000							2
Repaid during the year	6500							3
Balance 31st March, 2002	1854846	0	0	0	0	0	0	4
<b>195-Loans to Leather Co-operatives-</b>								
Balance 1st April, 2001	4527					3930		5
Advanced during the year	0							6
Repaid during the year	0							7
Balance 31st March, 2002	4527	0	0	0	0	3930	0	8
<b>216-Films-</b>								
Balance 1st April, 2001	0							9
Advanced during the year	0							10
Repaid during the year	0							11
Balance 31st March, 2002	0	0	0	0	0	0	0	12
<b>796-Tribal Area Sub-plan-</b>								
Balance 1st April, 2001	11422							13
Advanced during the year	0							14
Repaid during the year	0							15
Balance 31st March, 2002	11422	0	0	0	0	0	0	16
<b>800-Other Loans-</b>								
Balance 1st April, 2001	2832							17
Advanced during the year	0							18
Repaid during the year	0							19
Balance 31st March, 2002	2832	0	0	0	0	0	0	20
<b>04-Sugar-</b>								
<b>101-Loans to Co-operative Sugar Mills-</b>								
Balance 1st April, 2001	3225612						171038	21
Advanced during the year	1227426							22
Repaid during the year	35197							23
Balance 31st March, 2002	4417841	0	0	0	0	0	171038	24

## COMBINED FINANCE AND REVENUE ACCOUNTS OF THE UNION AND STATE GOVERNMENTS IN INDIA FOR THE YEAR 2001-02

No. 43-C-6860-ACCOUNT of LOANS for CONSUMER INDUSTRIES showing the amounts ADVANCED and REPAID during the year ended 31st March, 2002 and the BALANCES of such LOANS at the commencement and at the end of the year 2001-02-Contd.

Item No.	STATE GOVERNMENTS								Total
	Punjab	Rajasthan	Sikkim	Tamil Nadu	Tripura	Uttaranchal	Uttar Pradesh	West Bengal	
1		1127		19344				30190	1649007
2		350		10000					273350
3		1231							7731
4	0	246	0	29344	0	0	0	30190	1914626
5									8457
6									0
7									0
8	0	0	0	0	0	0	0	0	8457
9									0
10									0
11									0
12	0	0	0	0	0	0	0	0	0
13									11422
14									0
15									0
16	0	0	0	0	0	0	0	0	11422
17									2832
18									0
19									0
20	0	0	0	0	0	0	0	0	2832
21	2704			124965					3524319
22				737598					1965024
23				10454					45651
24	2704	0	0	852109	0	0	0	0	5443692

**No. 43-C-6860-ACCOUNT of LOANS for CONSUMER INDUSTRIES showing the amounts ADVANCED and REPAYED during the year ended 31st March, 2002 and the BALANCES of such LOANS at the commencement and at the end of the year 2001-02-Contd.**

	Union Government	U.T. Govt. Pondichery	STATE GOVERNMENTS							Item No.
			Andhra Pradesh	Arunachal Pradesh	Assam	Bihar	Chhattisgarh	NCT Delhi	Goa	
<b>190-Loans to Public Sector and other Undertakings-</b>										
Balance 1st April, 2001	13095516		95659		10100	2997060	3780			1
Advanced during the year	1379477		7809		23000	1275				2
Repaid during the year	6035					804				3
Balance 31st March, 2002	14468958	0	103468	0	33100	2997531	3780	0	0	4
<b>796-Tribal Area Sub-Plan-</b>										
Balance 1st April, 2001										5
Advanced during the year										6
Repaid during the year										7
Balance 31st March, 2002	0	0	0	0	0	0	0	0	0	8
<b>797-Transfer to/from Reserve Fund and Deposit Accounts-</b>										
Balance 1st April, 2001	-2839701									9
Advanced during the year										10
Repaid during the year										11
Balance 31st March, 2002	-2839701	0	0	0	0	0	0	0	0	12
<b>800-Other Loans-</b>										
Balance 1st April, 2001	648295		78300		85877					13
Advanced during the year										14
Repaid during the year										15
Balance 31st March, 2002	648295	0	78300	0	85877	0	0	0	0	16
<b>902-Deduct Amount met from Sugar Development fund-</b>										
Balance 1st April, 2001	-9682378									17
Advanced during the year	-1360477									18
Repaid during the year										19
Balance 31st March, 2002	-11042855	0	0	0	0	0	0	0	0	20
<b>05-Paper and Newsprint-</b>										
<b>190-Loans to Public Sector and other Undertakings-</b>										
Balance 1st April, 2001	2123153									21
Advanced during the year	100719									22
Repaid during the year	243856									23
Balance 31st March, 2002	1960016	0	0	0	0	0	0	0	0	24
<b>800-Other Loans-</b>										
Balance 1st April, 2001					31400					25
Advanced during the year										26
Repaid during the year										27
Balance 31st March, 2002	0	0	0	0	31400	0	0	0	0	28

(A) Includes Rs.7810 thousands met out of advance from Contingency Fund during 2000-01 and recouped to the fund during 2001-02.



## COMBINED FINANCE AND REVENUE ACCOUNTS OF THE UNION AND STATE GOVERNMENTS IN INDIA FOR THE YEAR 2001-02

**No. 43-C-6860-ACCOUNT of LOANS for CONSUMER INDUSTRIES showing the amounts ADVANCED and REPAID  
during the year ended 31st March, 2002 and the BALANCES of such LOANS at the  
commencement and at the end of the year 2001-02-Contd.**

Item No.	STATE GOVERNMENTS								Total carried over
	Gujarat	Haryana	Himachal Pradesh	Jammu and Kashmir	Jharkhand	Karnataka	Kerala	Madhya Pradesh	
1						409860	31682	129193	16772850
2						144459		12669	1568689
3									6839
4	0	0	0	0	0	554319	31682	141862	18334700
5	12768								12768
6	2050								2050
7	15								15
8	14803	0	0	0	0	0	0	0	14803
9									-2839701
10									0
11									0
12	0	0	0	0	0	0	0	0	-2839701
13		374							-812846
14									0
15									0
16	0	374	0	0	0	0	0	0	812846
17									-9682378
18									-1360477
19									0
20	0	0	0	0	0	0	0	0	-11042855
21						760347			2883500
22						11			100730
23									243856
24	0	0	0	0	0	760358	0	0	2740374
25									31400
26									0
27									0
28	0	0	0	0	0	0	0	0	31400

Loans and Advances

**No. 43-C-6860-ACCOUNT of LOANS for CONSUMER INDUSTRIES showing the amounts ADVANCED and REPAID during the year ended 31st March, 2002 and the BALANCES of such LOANS at the commencement and at the end of the year 2001-02-Contd.**

	Total brought forward	STATE GOVERNMENTS						Item No.
		Maharashtra	Manipur	Meghalaya	Mizoram	Nagaland	Orissa	
<b>190-Loans to Public Sector and other Undertakings-</b>								
Balance 1st April, 2001	16772850					28800		1
Advanced during the year	1568689							2
Repaid during the year	6839							3
Balance 31st March, 2002	18334700	0	0	0	0	28800	0	4
<b>796-Tribal Area Sub-Plan-</b>								
Balance 1st April, 2001	12768							5
Advanced during the year	2050							6
Repaid during the year	15							7
Balance 31st March, 2002	14803	0	0	0	0	0	0	8
<b>797-Transfer to/from Reserve Fund and Deposit Accounts-</b>								
Balance 1st April, 2001	-2839701							9
Advanced during the year	0							10
Repaid during the year	0							11
Balance 31st March, 2002	-2839701	0	0	0	0	0	0	12
<b>800-Other Loans-</b>								
Balance 1st April, 2001	812846	20797				3930		13
Advanced during the year	0							14
Repaid during the year	0							15
Balance 31st March, 2002	812846	20797	0	0	0	3930	0	16
<b>902-Deduct Amount met from Sugar Development fund-</b>								
Balance 1st April, 2001	-9682378							17
Advanced during the year	-1360477							18
Repaid during the year	0							19
Balance 31st March, 2002	-11042855	0	0	0	0	0	0	20
<b>05-Paper and Newsprint-</b>								
<b>190-Loans to Public Sector and other Undertakings-</b>								
Balance 1st April, 2001	2883500							21
Advanced during the year	100730							22
Repaid during the year	243856							23
Balance 31st March, 2002	2740374	0	0	0	0	0	0	24
<b>800-Other Loans-</b>								
Balance 1st April, 2001	31400							25
Advanced during the year	0							26
Repaid during the year	0							27
Balance 31st March, 2002	31400	0	0	0	0	0	0	28

## COMBINED FINANCE AND REVENUE ACCOUNTS OF THE UNION AND STATE GOVERNMENTS IN INDIA FOR THE YEAR 2001-02

No. 43-C-6860-ACCOUNT of LOANS for CONSUMER INDUSTRIES showing the amounts ADVANCED and REPAID during the year ended 31st March, 2002 and the BALANCES of such LOANS at the commencement and at the end of the year 2001-02-Contd.

(In thousands of rupees)

Item No.	STATE GOVERNMENTS								Total
	Punjab	Rajasthan	Sikkim	Tamil Nadu	Tripura	Uttaranchal	Uttar Pradesh	West Bengal	
1		6913		-10611			4571563	335513	21705028
2							1246400	28333	2843422
3		(A) -231		27			1269741		1276376
4	0	7144	0	-10638	0	0	4548222	363846	23272074
5									12768
6									2050
7									15
8	0	0	0	0	0	0	0	0	14803
9									-2839701
10									0
11									0
12	0	0	0	0	0	0	0	0	-2839701
13									837573
14									0
15									0
16	0	0	0	0	0	0	0	0	837573
17									-9682378
18									-1360477
19									0
20	0	0	0	0	0	0	0	0	-11042855
21				-2				61286	2944784
22									100730
23									243856
24	0	0	0	-2	0	0	0	61286	2801658
25									31400
26									0
27									0
28	0	0	0	0	0	0	0	0	31400

(A) Minus credit is due to rectification of misclassification of earlier years.

Loans and Advances

**No. 43-C-6860-ACCOUNT of LOANS for CONSUMER INDUSTRIES showing the amounts ADVANCED and REPAID during the year ended 31st March, 2002 and the BALANCES of such LOANS at the commencement and at the end of the year 2001-02-Contd.**

(In thousands of rupees)

	Union Government	U.T. Govt. Pondicherry	STATE GOVERNMENTS							Item No.	
			Andhra Pradesh	Arunachal Pradesh	Assam	Bihar	Chhattisgarh	NCT Delhi	Goa		
<b>60-Others-</b>											
<b>101-Edible Oils-</b>											
Balance 1st April, 2001	35005							10			1
Advanced during the year											2
Repaid during the year											3
Balance 31st March, 2002	35005	0	0	0	0	0	0	10	0	0	4
<b>102-Foods and Beverages-</b>											
Balance 1st April, 2001	26717										5
Advanced during the year											6
Repaid during the year	494										7
Balance 31st March, 2002	26223	0	0	0	0	0	0	0	0	0	8
<b>190-Loans to Public Sector and other Undertakings-</b>											
Balance 1st April, 2001	12071307										9
Advanced during the year	1233500										10
Repaid during the year											11
Balance 31st March, 2002	13304807	0	0	0	0	0	0	0	0	0	12
<b>195-Loans to Co-operatives-</b>											
Balance 1st April, 2001		(A) 6885									13
Advanced during the year											14
Repaid during the year		224									15
Balance 31st March, 2002	0	6661	0	0	0	0	0	0	0	0	16
<b>206-Distilleries-</b>											
Balance 1st April, 2001			129								17
Advanced during the year											18
Repaid during the year											19
Balance 31st March, 2002	0	0	129	0	0	0	0	0	0	0	20
<b>212-Soap-</b>											
Balance 1st April, 2001											21
Advanced during the year											22
Repaid during the year											23
Balance 31st March, 2002	0	0	0	0	0	0	0	0	0	0	24
<b>213-Plastics-</b>											
Balance 1st April, 2001											25
Advanced during the year											26
Repaid during the year											27
Balance 31st March, 2002	0	0	0	0	0	0	0	0	0	0	28

(A) Revised opening balances adopted due to rectification of error in outstanding balances of loans during the earlier years.





## COMBINED FINANCE AND REVENUE ACCOUNTS OF THE UNION AND STATE GOVERNMENTS IN INDIA FOR THE YEAR 2001-02

No. 43-C-6860-ACCOUNT of LOANS for CONSUMER INDUSTRIES showing the amounts ADVANCED and REPAID during the year ended 31st March, 2002 and the BALANCES of such LOANS at the commencement and at the end of the year 2001-02-Contd.

Item No.	STATE GOVERNMENTS								Total
	Punjab	Rajasthan	Sikkim	Tamil Nadu	Tripura	Uttaranchal	Uttar Pradesh	West Bengal	
1							0		58542
2									0
3									0
4	0	0	0	0	0	0	0	0	58542
5				5947			0	1394	34058
6									0
7									494
8	0	0	0	5947	0	0	0	1394	33564
9				-1450			0	(a) 2353524	16736166
10								327753	1739119
11								3082	3082
12	0	0	0	-1450	0	0	0	2678195	18472203
13									6885
14									0
15									224
16	0	0	0	0	0	0	0	0	6661
17									7604
18									0
19									0
20	0	0	0	0	0	0	0	0	7604
21									40824
22									0
23									0
24	0	0	0	0	0	0	0	0	40824
25									0
26									0
27									0
28	0	0	0	0	0	0	0	0	0

(a) Decrease proforma for Rs. 566887 thousands.

**No. 43-C-6860-ACCOUNT of LOANS for CONSUMER INDUSTRIES showing the amounts ADVANCED and REPAYED during the year ended 31st March, 2002 and the BALANCES of such LOANS at the commencement and at the end of the year 2001-02-Contd.**

(In thousands of rupees)

	Union Government	U.T. Govt. Pondicherry	STATE GOVERNMENTS							Item No.
			Andhra Pradesh	Arunachal Pradesh	Assam	Bihar	Chhattisgarh	NCT Delhi	Goa	
<b>214-Toilet Preparation-</b>										
Balance 1st April, 2001										1
Advanced during the year										2
Repaid during the year										3
Balance 31st March, 2002	0	0	0	0	0	0	0	0	0	4
<b>216-PhotoFilms-</b>										
Balance 1st April, 2001	1121734						1275			5
Advanced during the year	272600									6
Repaid during the year										7
Balance 31st March, 2002	1394334	0	0	0	0	0	1275	0	0	8
<b>218-Salt-</b>										
Balance 1st April, 2001	176762									9
Advanced during the year	19132									10
Repaid during the year										11
Balance 31st March, 2002	195894	0	0	0	0	0	0	0	0	12
<b>317-Jute-</b>										
Balance 1st April, 2001	169064				7522					13
Advanced during the year										14
Repaid during the year										15
Balance 31st March, 2002	169064	0	0	0	7522	0	0	0	0	16
<b>600-Others-</b>										
Balance 1st April, 2001	1938689				217091					17
Advanced during the year	163902									18
Repaid during the year										19
Balance 31st March, 2002	2102591	0	0	0	217091	0	0	0	0	20
<b>800-Others Loans-</b>										
Balance 1st April, 2001										21
Advanced during the year										22
Repaid during the year										23
Balance 31st March, 2002	0	0	0	0	0	0	0	0	0	24
<b>Total: Loans for Consumer Industries-</b>										
Balance 1st April, 2001	70726817	85218	1049177	0	685630	3156491	5745	3664	0	25
Advanced during the year	7121853	0	271441	0	89000	1275	20	0	0	26
Repaid during the year	256885	224	0	0	0	804	0	0	0	27
Balance 31st March, 2002	77591785	84994	1320618	0	774630	3156962	5765	3664	0	28
Interest received and credited to revenue	146034		4090							29

(A) Includes Rs. 7810 thousands met out of advance from Contingency Fund during 2000-01 and recouped to the Fund during 2001-02.



## COMBINED FINANCE AND REVENUE ACCOUNTS OF THE UNION AND STATE GOVERNMENTS IN INDIA FOR THE YEAR 2001-02

No. 43-C-6860-ACCOUNT of LOANS for CONSUMER INDUSTRIES showing the amounts **ADVANCED** and **REPAID** during the year ended 31st March, 2002 and the **BALANCES** of such **LOANS** at the commencement and at the end of the year 2001-02-Contd.

(In thousands of rupees)

Item No.	STATE GOVERNMENTS								Total carried over
	Gujarat	Haryana	Himachal Pradesh	Jammu and Kashmir	Jharkhand	Karnataka	Kerala	Madhya Pradesh	
1									0
2									0
3									0
4	0	0	0	0	0	0	0	0	0
5									1123009
6									272600
7									0
8	0	0	0	0	0	0	0	0	1395609
9									176762
10									19132
11									0
12	0	0	0	0	0	0	0	0	195894
13									176586
14									0
15									0
16	0	0	0	0	0	0	0	0	176586
17				100411		174529	867		2431587
18						19200			183102
19									0
20	0	0	0	100411	0	193729	867	0	2614689
21							4		4
22									0
23									0
24	0	0	0	0	0	0	4	0	4
25	3600172	1080995	0	100411	0	3007703	2698453	975645	86363275
26	2050	462797	0	0	0	713568	177866	88720	8928590
27	15	0	0	0	0	30464	7623	0	296015
28	3602207	1543792	0	100411	0	3690807	2868696	1064365	94995850
29									150124

(A) Rs.36951 thousands retained in M.P. pending apportionment between M.P. and successor State.

**No. 43-C-6860-ACCOUNT of LOANS for CONSUMER INDUSTRIES showing the amounts ADVANCED and REPAYED during the year ended 31st March, 2002 and the BALANCES of such LOANS at the commencement and at the end of the year 2001-02-Contd.**

(In thousands of rupees)

	Total brought forward	STATE GOVERNMENTS						Item No.
		Maharashtra	Manipur	Meghalaya	Mizoram	Nagaland	Orissa	
<b>214-Toilet Preparation-</b>								
Balance 1st April, 2001	0							1
Advanced during the year	0							2
Repaid during the year	0							3
Balance 31st March, 2002	0	0	0	0	0	0	0	4
<b>216-PhotoFilms-</b>								
Balance 1st April, 2001	1123009							5
Advanced during the year	272600							6
Repaid during the year	0							7
Balance 31st March, 2002	1395609	0	0	0	0	0	0	8
<b>218-Salt-</b>								
Balance 1st April, 2001	176762						1171	9
Advanced during the year	19132							10
Repaid during the year	0							11
Balance 31st March, 2002	195894	0	0	0	0	0	1171	12
<b>317-Jute-</b>								
Balance 1st April, 2001	176586							13
Advanced during the year	0							14
Repaid during the year	0							15
Balance 31st March, 2002	176586	0	0	0	0	0	0	16
<b>600-Others-</b>								
Balance 1st April, 2001	2431587					10000		17
Advanced during the year	183102							18
Repaid during the year	0							19
Balance 31st March, 2002	2614689	0	0	0	0	10000	0	20
<b>800-Others Loans-</b>								
Balance 1st April, 2001	4							21
Advanced during the year	0							22
Repaid during the year	0							23
Balance 31st March, 2002	4	0	0	0	0	0	0	24
<b>Total: Loans for Consumer Industries-</b>								
Balance 1st April, 2001	86363275	3766891	0	0	0	42730	562206	25
Advanced during the year	8928590	819300	0	0	0	0	11400	26
Repaid during the year	296015	0	0	0	0	0	0	27
Balance 31st March, 2002	94995850	4586191	0	0	0	42730	573606	28
Interest received and credited to revenue.	150124							29

## COMBINED FINANCE AND REVENUE ACCOUNTS OF THE UNION AND STATE GOVERNMENTS IN INDIA FOR THE YEAR 2001-02

No. 43-C-6860-ACCOUNT of LOANS for CONSUMER INDUSTRIES showing the amounts **ADVANCED** and **REPAID** during the year ended 31st March, 2002 and the **BALANCES** of such **LOANS** at the commencement and at the end of the year 2001-02-Conclid.

Item No.	STATE GOVERNMENTS								Total
	Punjab	Rajasthan	Sikkim	Tamil Nadu	Tripura	Uttaranchal	Uttar Pradesh	West Bengal	
1									0
2									0
3									0
4	0	0	0	0	0	0	0	0	0
5									1123009
6									272600
7									0
8	0	0	0	0	0	0	0	0	1395609
9				998					178931
10									19132
11									0
12	0	0	0	998	0	0	0	0	198063
13								(a) 533448	710034
14								93400	93400
15									0
16	0	0	0	0	0	0	0	626848	803434
17		6223	9299	22641					2479750
18									183102
19				1134					1134
20	0	6223	9299	21507	0	0	0	0	2661718
21							4500	(b) 1347748	1352252
22								47900	47900
23								1125	1125
24	0	0	0	0	0	0	4500	1394523	1399027
25	18129	42595	9299	555537	0	0	6813597 (c)	6962919	105116381
26	0	21091	0	747598	0	0	1246400	732099	12506478
27	100	1000	0	11633	0	0	1269741	4207	1582696
28	18029	62686	9299	1291502	0	0	6790256	7690811	116040163
29	6857							16437	150124

(a) Decrease proforma for Rs. 116146 thousands.

(b) Decrease proforma for Rs. 450741 thousands.

(c) Includes Rs. 25000 thousands spent out of advances from the contingency fund during 9-11-2000 to 31-3-2001 and recouped to the fund during 2001-02.

## No. 44-0875 - ACCOUNT of RECEIPTS from OTHER INDUSTRIES for the year ended 31st March, 2002

(In thousands of rupees)

	Union Government	U.T.Govt. Pondicherry	STATE GOVERNMENTS							Item No
			Andhra Pradesh	Arunachal Pradesh	Assam	Bihar	Chhattisgarh	NCT Delhi	Goa	
<b>01-Opium and Alkaloid Industries-</b>										
104-Receipts under the Rice Milling Industries (Regulation Act)										1
107-Ghazipur Opium Factory	726623									2
108-Neemuch Opium Factory	1370286									3
109-Ghazipur Alkaloid Works Factory	185464									4
110-Neemuch Alkaloid Works	650995									5
800-Other Receipts										6
<b>02-Other Industries -</b>										
102-Licence Fees										7
103-Fines and Penalties										8
105-Receipts of each Departmental Commercial Undertaking										9
501-Services and Service Fees										10
800-Other Receipts			17737				7			11
<b>03-Development of Backward Areas -</b>										
800-Other Receipts										12
<b>60-Others -</b>										
800-Other Receipts										13
900-Deduct-Refunds										14
<b>Total : Receipts from Other Industries</b>	<b>2933368</b>	<b>0</b>	<b>17737</b>	<b>0</b>	<b>0</b>	<b>0</b>	<b>7</b>	<b>0</b>	<b>0</b>	<b>0 15</b>

## No. 44-0875 - ACCOUNT of RECEIPTS from OTHER INDUSTRIES for the year ended 31st March, 2002-Contd.

(In thousands of rupees)

Item No	STATE GOVERNMENTS								Total Carried over
	Gujarat	Haryana	Himachal Pradesh	Jammu and Kashmir	Jharkhand	Karnataka	Kerala	Madhya Pradesh	
1									0
2									726623
3									1370286
4									185464
5									650995
6	1								1
7									0
8									0
9									0
10									0
11									17744
12								21077	21077
13					4	1	2063	1	2069
14									0
15	1	0	0	0	4	1	2063	21078	2974259

Economic Services

## No. 44-0875 - ACCOUNT of RECEIPTS from OTHER INDUSTRIES for the year ended 31st March, 2002-Contd.

(In thousands of rupees)

	Total brought forward	STATE GOVERNMENTS						Item No
		Maharashtra	Manipur	Meghalaya	Mizoram	Nagaland	Orissa	
<b>01-Opium and Alkaloid Industries-</b>								
104-Receipts under the Rice Milling Industries (Regulation Act)	0	3						1
107-Ghazipur Opium Factory	726623							2
108-Neemuch Opium Factory	1370286							3
109-Ghazipur Alkaloid Works Factory	185464							4
110-Neemuch Alkaloid Works	650995							5
800-Other Receipts	1							6
<b>02-Other Industries -</b>								
102-Licence Fees	0							7
103-Fines and Penalties	0							8
105-Receipts of each Departmental Commercial Undertaking	0			2				9
501-Services and Service Fees	0							10
800-Other Receipts	17744	2		102				11
<b>03-Development of Backward Areas -</b>								
800-Other Receipts	21077		1					12
<b>60-Others -</b>								
800-Other Receipts	2069	2						13
900-Deduct-Refunds	0							14
<b>Total : Receipts from Other Industries</b>	<b>2974259</b>	<b>7</b>	<b>1</b>	<b>104</b>	<b>0</b>	<b>0</b>	<b>0</b>	<b>15</b>

## No. 44-0875 - ACCOUNT of RECEIPTS from OTHER INDUSTRIES for the year ended 31st March, 2002-Conclid.

(In thousands of rupees)

Item No	STATE GOVERNMENTS								Total
	Punjab	Rajasthan	Sikkim	Tamil Nadu	Tripura	Uttar Pradesh	Uttaranchal	West Bengal	
1									3
2									726623
3									1370286
4									185464
5									650995
6						73			74
7									0
8									0
9									2
10				636					636
11									17848
12								3626	24704
13				151		1420			3642
14									0
15	0	0	0	787	0	1493	0	3626	2980277





## No. 44-A-2875 - ACCOUNT of EXPENDITURE on OTHER INDUSTRIES for the year ended 31st March, 2002-Contd.

Item No	STATE GOVERNMENTS								Total Carried over
	Gujarat	Haryana	Himachal Pradesh	Jammu and Kashmir	Jharkhand	Karnataka	Kerala	Madhya Pradesh	
1									4197
2									490778
3									905485
4									179153
5									297985
6									0
7	486								8100
8									83
9	486	0	0	0	0	0	0	0	1885781
10									0
11									0

## No. 44-A-2875 - ACCOUNT of EXPENDITURE on OTHER INDUSTRIES for the year ended 31st March, 2002-Contd.

	Total brought forward	STATE GOVERNMENTS					Orissa	Item No
		Maharashtra	Manipur	Meghalaya	Mizoram	Nagaland		
<b>01-Opium and Alkaloid Industries-</b>								
001-Direction and Administration	4197							1
107-Ghazipur Opium Factory	490778							2
108-Neemuch Opium Factory	905485							3
109-Ghazipur Alkaloid Works	179153							4
110-Neemuch Alkaloid Works	297985							5
800-Other Expenditure	0							6
<b>60-Other Industries -</b>								
190-Assistance to Public Sector and Other Undertakings	8100						1000	7
800-Other Expenditure	83							8
<b>Total : Expenditure on Other Industries</b>	<b>1885781</b>	<b>0</b>	<b>0</b>	<b>0</b>	<b>0</b>	<b>0</b>	<b>1000</b>	<b>9</b>
Charged	0							10
Voted	0							11

## No. 44-A-2875 - ACCOUNT of EXPENDITURE on OTHER INDUSTRIES for the year ended 31st March, 2002-Conclid.

(In thousands of rupees)

Item No	STATE GOVERNMENTS								Total
	Punjab	Rajasthan	Sikkim	Tamil Nadu	Tripura	Uttar Pradesh	Uttaranchal	West Bengal	
1	-	-	-	-	-	-	-	-	4197
2	-	-	-	-	-	-	-	-	490778
3	-	-	-	-	-	-	-	-	905485
4	-	-	-	-	-	-	-	-	179153
5	-	-	-	-	-	-	-	-	297985
6	-	-	-	-	-	-	-	-	0
7	-	-	-	-	-	-	-	-	9100
8	-	-	-	-	1200	-	-	-	1283
9	0	0	0	0	1200	0	0	0	1887981
10	-	-	-	-	-	-	-	-	0
11	-	-	-	-	-	-	-	-	0

## No. 44-B-4875 - ACCOUNT of CAPITAL OUTLAY on OTHER INDUSTRIES during and to the end of the year 2001-02

(In thousands of rupees)

	Expenditure	
	During the year	To end of the year
<b>UNION GOVERNMENT</b>		
<b>01 - Opium and Alkaloid Industries -</b>		
107-Gazipur Opium Factory	2927	33102
108-Neemuch Opium Factory	2813	85227
109-Gazipur Alkaloid Works	2937	16379
110-Neemuch Alkaloid Works	4791	61105
<b>60 - Other Industries -</b>		
004-Research and Development		443937
190-Investments in Public Sector and Other Undertakings	54000	6045310
800-Other Expenditure		368084
901-Deduct - Receipts and Recoveries on Capital Account		-36400
<b>Total : Union Government</b>	<b>67468</b>	<b>7016744</b>
<b>STATE GOVERNMENTS</b>		
<b>ANDHRA PRADESH</b>		
<b>60 - Other Industries -</b>		
004-Research and Development		23
190-Investments in Public Sector and Other Undertakings		1435935
800-Other Expenditure	483515	571222
<b>Total : Government of Andhra Pradesh</b>	<b>483515</b>	<b>2007180</b>
<b>ASSAM</b>		
<b>60 - Other Industries -</b>		
190-Investments in Public Sector and Other Undertakings		500
<b>Total : Government of Assam</b>	<b>0</b>	<b>500</b>
<b>ARUNACHAL PRADESH</b>		
<b>60 - Other Industries</b>		
190-Investment in Public Sector and Other Undertakings		13650
<b>Total : Government of Arunachal Pradesh</b>	<b>0</b>	<b>13650</b>

## No. 44-B-4875 - ACCOUNT of CAPITAL OUTLAY on OTHER INDUSTRIES during and to the end of the year 2001-02 - Contd.

(In thousands of rupees)

	Expenditure	
	During the year	To end of the year
<b>BIHAR</b>		
<b>60 - Other Industries -</b>		
800-Other Expenditure	--	2378
<b>Total : Government of Bihar</b>	<b>0</b>	<b>2378</b>
<b>CHHATTISGARH</b>		
<b>60 - Other Industries -</b>		
004-Research and Development	--	--
796-Tribal Area Sub-Plan	--	--
800-Other Expenditure	--	--
<b>Total : Government of Chhattisgarh</b>	<b>0</b>	<b>0</b>
<b>GUJARAT</b>		
<b>60 - Other Industries -</b>		
800-Other Expenditure	--	242
<b>Total : Government of Gujarat</b>	<b>0</b>	<b>242</b>
<b>HARYANA</b>		
<b>60 - Other Industries -</b>		
190-Investments in Public Sector and Other Undertakings	--	943
<b>Total : Government of Haryana</b>	<b>0</b>	<b>943</b>
<b>JAMMU AND KASHMIR</b>		
<b>60 - Other Industries -</b>		
800-Other Expenditure	--	540
<b>Total : Government of Jammu and Kashmir</b>	<b>0</b>	<b>540</b>
<b>KARNATAKA</b>		
<b>60 - Other Industries -</b>		
190-Investments in Public Sector and Other Undertakings	--	354126
800-Other Expenditure	--	1099
<b>Total : Government of Karnataka</b>	<b>0</b>	<b>355225</b>
<b>KERALA</b>		
<b>60-Other Industries</b>		
004-Research and Development	--	100
190-Investments in Public Sector and Other Undertakings	--	66
<b>Total : Government of Kerala</b>	<b>0</b>	<b>166</b>

## No. 44-B-4875 - ACCOUNT of CAPITAL OUTLAY on OTHER INDUSTRIES during and to the end of the year 2001-02 - Concl'd.

(In thousands of rupees)

	Expenditure	
	During the year	To end of the year
<b>MADHYA PRADESH</b>		
<b>60 - Other Industries -</b>		
004-Research and Development	--	21498
796-Tribal Areas Sub-Plan	--	58486
800-Other Expenditure	--	375891
<b>Total : Government of Madhya Pradesh</b>	<b>0</b>	<b>455875</b>
<b>PUNJAB</b>		
<b>60 - Other Industries -</b>		
190-Investments in Public Sector and Other Undertakings	--	5424
<b>Total : Government of Punjab</b>	<b>0</b>	<b>5424</b>
<b>RAJASTHAN</b>		
<b>60 - Other Industries -</b>		
800-Other Industries	--	1140
<b>Total : Government of Rajasthan</b>	<b>0</b>	<b>1140</b>
<b>TAMIL NADU</b>		
<b>60-Other Industries -</b>		
004-Research and Development	--	4510
190-Investments in Public Sector and Other Undertakings	--	2419978
800-Other Expenditure	--	23948
<b>Total : Government of Tamil Nadu</b>	<b>0</b>	<b>2448436</b>
<b>TRIPURA</b>		
<b>60-Other Industries</b>		
800-Other Expenditure	89750	89750
<b>Total : Government of Tripura</b>	<b>89750</b>	<b>89750</b>
<b>WEST BENGAL</b>		
<b>60-Other Industries -</b>		
004-Research and Development	--	46
190-Investments in Public Sector and Other Undertakings	494	58670
<b>Total : Government of West Bengal</b>	<b>494</b>	<b>58716</b>
<b>Total : Capital Outlay on other Industries</b>	<b>641227</b>	<b>12456909</b>

\* Rs. 455875 thousands represents balances of composite state of M.P. yet to be allocated between M.P. and Chhattisgarh.

No. 44-C-6875-ACCOUNT of LOANS for OTHER INDUSTRIES showing the amounts ADVANCED and REPAYED during the year ended 31st March, 2002 and the BALANCES of such LOANS at the commencement and at the end of the year 2001-02-Concl'd.

(In thousands of rupees)

	Union Government	U.T.Govt. Pondicherry	STATE GOVERNMENTS						Total
			Andhra Pradesh	Karnataka	Mizoram	Punjab	Tamil Nadu	West Bengal	
<b>01-Opium and Alkaloid Industries</b>									
<b>190-Loans to Public Sector and other Undertaking-</b>									
Balance 1st April, 2001							10000		10000
Advanced during the year									0
Repaid during the year									0
Balance 31st March, 2002	0		0	0	0		10000		10000
<b>60-Other Industries</b>									
<b>190-Assistance to Public Sector and other Undertakings-</b>									
Balance 1st April, 2001	1087783		69210	62134	22500		321531		1563158
Advanced during the year	22000		319615				-100000		241615
Repaid during the year							-100000		-100000
Balance 31st March, 2002	1109783		388825	62134	22500		321531		1904773
<b>800-Other Loans -</b>									
Balance 1st April, 2001			57600				33050	248309	338959
Advanced during the year								18272	18272
Repaid during the year									0
Balance 31st March, 2002	0	0	57600	0	0	0	33050	266581	357231
<b>Total : Loans for other Industries -</b>									
Balance 1st April, 2001	1087783	0	126810	62134	22500	0	364581	248309	1912117
Advanced during the year	22000	0	319615	0	0	0	-100000	18272	258887
Repaid during the year	0	0	0	0	0	0	-100000	0	-100000
Balance 31st March, 2002	1109783	0	446425	62134	22500	0	364581	266581	2272004
Interest received and credited to revenue									0

**No. 45-A-2885 - ACCOUNT OF EXPENDITURE ON OTHER OUTLAYS ON INDUSTRIES AND MINERALS for  
the year ended 31st March, 2002**

(In thousands of rupees)

	Union Government	U.T. Govt. Pondichery	STATE GOVERNMENTS							Item No.
			Andhra Pradesh	Arunāchal Pradesh	Assam	Bihar	NCT Delhi	Chhattisgarh	Goa	
<b>01-Industrial Financial Institutions-</b>										
101-Assistance to Industrial Financial Institutions										1
800-Other Expenditure	1223980									2
<b>Total : 01</b>	<b>1223980</b>	<b>0</b>	<b>0</b>	<b>0</b>	<b>0</b>	<b>0</b>	<b>0</b>	<b>0</b>	<b>0</b>	<b>3</b>
<b>02-Development of Backward Areas-</b>										
101-Subsidies	1460439									4
800-Other Expenditure										5
911-Deduct-Recoveries of Overpayment	-493									6
<b>Total : 02</b>	<b>1459946</b>	<b>0</b>	<b>0</b>	<b>0</b>	<b>0</b>	<b>0</b>	<b>0</b>	<b>0</b>	<b>0</b>	<b>7</b>
<b>60-Others-</b>										
190-Estt of Growth										8
796-Tribal Area Sub-Plan										9
800-Other Expenditure										10
<b>Total : 60</b>	<b>0</b>	<b>0</b>	<b>0</b>	<b>0</b>	<b>0</b>	<b>0</b>	<b>0</b>	<b>0</b>	<b>0</b>	<b>11</b>
<b>Total : Expenditure on Other Outlays on Industries and Minerals</b>	<b>2683926</b>	<b>0</b>	<b>0</b>	<b>0</b>	<b>0</b>	<b>0</b>	<b>0</b>	<b>0</b>	<b>0</b>	<b>12</b>
Charged	51964									13
Voted	2631962	0	0	0	0	0	0	0	0	14

**No. 45-A-2885 - ACCOUNT OF EXPENDITURE ON OTHER OUTLAYS ON INDUSTRIES AND MINERALS for  
the year ended 31st March, 2002 - Contd.**

(in thousands of rupees)

	Total carried forward	STATE GOVERNMENTS							Item No.
		Maharashtra	Manipur	Meghalaya	Mizoram	Nagaland	Orissa	Punjab	
<b>01-Industrial Financial Institutions-</b>									
101-Assistance to Industrial Financial Institutions	68100						1489		1
800-Other Expenditure	1223980								2
<b>Total : 01</b>	<b>1292080</b>	<b>0</b>	<b>0</b>	<b>0</b>	<b>0</b>	<b>0</b>	<b>1489</b>	<b>0</b>	<b>3</b>
<b>02-Development of Backward Areas-</b>									
101-Subsidies	1460439								4
800-Other Expenditure	0								5
911-Deduct Recoveries of Overpayment	-493								6
<b>Total : 02</b>	<b>1459946</b>	<b>0</b>	<b>0</b>	<b>0</b>	<b>0</b>	<b>0</b>	<b>0</b>	<b>0</b>	<b>7</b>
<b>60-Others-</b>									
190-Estt of Growth	0								8
796-Tribal Area Sub-Plan	0						4298		9
800-Other Expenditure	0						568700		10
<b>Total : 60</b>	<b>0</b>	<b>0</b>	<b>0</b>	<b>0</b>	<b>0</b>	<b>0</b>	<b>572998</b>	<b>0</b>	<b>11</b>
<b>Total : Expenditure on Other Outlays on Industries and Minerals</b>	<b>2752026</b>	<b>0</b>	<b>0</b>	<b>0</b>	<b>0</b>	<b>0</b>	<b>574487</b>	<b>0</b>	<b>12</b>
Charged	51964								13
Voted	2700062	0	0	0	0	0	574487	0	14



## COMBINED FINANCE AND REVENUE ACCOUNTS OF THE UNION AND STATE GOVERNMENTS IN INDIA FOR THE YEAR 2001-02

No. 45-A-2885 - ACCOUNT OF EXPENDITURE ON OTHER OUTLAYS ON INDUSTRIES AND MINERALS for  
the year ended 31st March, 2002 - Contd.

(In thousands of rupees)

Item No.	STATE GOVERNMENTS								Total Carried Over
	Gujarat	Haryana	Himachal Pradesh	Jammu and Kashmir	Jharkhand	Karnataka	Kerala	Madhya Pradesh	
1						68100			68100
2									1223980
3	0	0	0	0	0	68100	0	0	1292080
4									1460439
5									0
6									-493
7	0	0	0	0	0	0	0	0	1459946
8								#	0
9									0
10									0
11	0	0	0	0	0	0	0	0	0
12	0	0	0	0	0	68100	0	0	2752026
13									51964
14	0	0	0	0	0	68100	0	0	2700062

No. 45-A-2885 - ACCOUNT OF EXPENDITURE ON OTHER OUTLAYS ON INDUSTRIES AND MINERALS for  
the year ended 31st March, 2002 - Concl'd.

(In thousands of rupees)

Item No.	STATE GOVERNMENTS							Total
	Rajasthan	Sikkim	Tamil Nadu	Tripura	Uttaranchal	Uttar Pradesh	West Bengal	
1			25000					94589
2								1223980
3	0	0	25000	0	0	0	0	1318569
4			46425					1506864
5								0
6								-493
7	0	0	46425	0		0	0	1506371
8								0
9								4298
10						2996		571696
11	0	0	0	0		2996	0	575994
12	0	0	71425	0		2996	0	3400934
13								51964
14	0	0	71425	0		2996	0	3348970

# Excludes Rs. 5000 Thousands spent out of an advance from contingency fund during 2001-02 but not recouped to the fund till the close of the year.

**No. 45-B-4885 - ACCOUNT of OTHER CAPITAL OUTLAY on INDUSTRIES and MINERALS  
during and to the end of the year 2001-02**

(In thousand of rupees)

	EXPENDITURE	
	During the year	To end of the year
<b>UNION GOVERNMENT</b>		
<b>01-Investments in Industrial Financial Institutions-</b>		
190-Investments in Public Sector and Other Undertakings	1000500	8414440
<b>60-Others-</b>		
800-Other Expenditure	28917	279553
<b>Total : Union Government</b>	<b>1029417</b>	<b>8693993</b>
<b>UNION TERRITORY PONDICHERY</b>		
<b>01-Investments in Industrial Financial Institutions-</b>		
190-Investments in Public Sector and Other Undertakings	9200	392920
<b>Total : Government of Union Territory Pondicherry</b>	<b>9200</b>	<b>392920</b>
<b>STATE GOVERNMENTS</b>		
<b>ANDHRA PRADESH</b>		
<b>01-Investments in Industrial Financial Institutions-</b>		
190-Investments in Public Sector and Other Undertakings	--	696845
796-Transfer to/from reserve Funds and Deposit Accounts	--	--
<b>Total : Government of Andhra Pradesh</b>	<b>0</b>	<b>696845</b>
Charged	--	--
Voted	--	--
<b>ARUNACHAL PRADESH</b>		
<b>01-Investments in Industrial Financial Institutions-</b>		
190-Investments in Public Sector and Other Undertakings	--	11541
<b>60-Others-</b>		
800-Other Expenditure	--	21392
<b>Total : Government of Arunachal Pradesh</b>	<b>0</b>	<b>32933</b>
<b>ASSAM</b>		
<b>01-Investments in Industrial Financial Institutions -</b>		
190-Investments in Public Sector and Other Undertakings	--	8895
<b>60-Others-</b>		
150-Investments in Public Sector and Other Undertakings	--	783999
800-Other Expenditure	9015	1781707
<b>Total : Government of Assam</b>	<b>9015</b>	<b>2574601</b>
<b>BIHAR</b>		
<b>01-Investments in Industrial Financial Institutions -</b>		
190-Investments in Public Sector and Other Undertakings	--	309314
<b>796-Tribal Areas Sub-Plan -</b>		
800-Other Expenditure	6000	6000
<b>60-Others-</b>		
796-Tribal Areas Sub-plan	--	57972
800-Other Expenditure	--	144663
<b>Total : Government of Bihar</b>	<b>6000</b>	<b>590768</b>

**No. 45-B-4885 - ACCOUNT of OTHER CAPITAL OUTLAY on INDUSTRIES and MINERALS  
during and to the end of the year 2001-02-Contd.**

(In thousand of rupees)

	EXPENDITURE	
	During the year	To end of the year
<b>CHHATTISGARH</b>		
<b>01-Investments in Industrial Financial Institutions-</b>		
190-Investments in Public Sector and Other Undertakings	10000	12000
200-Other Investment	--	--
796-Tribal Areas Sub-Plan	--	--
<b>02-Development of Backward Areas -</b>		
796-Tribal Area Sub-Plan	0	0
<b>60-Others-</b>		
800-Other Expenditure-Education, Reaserch and Training	--	--
<b>Total: Government of Chhattisgarh</b>	<b>10000</b>	<b>12000</b>
<b>NCT, Delhi</b>		
<b>01-Investments in Industrial Financial Institutions -</b>		
190-Investments in Public Sector and Other Undertakings	100000	173500
<b>Total: Government of NCT Delhi</b>	<b>100000</b>	<b>173500</b>
<b>GOA</b>		
<b>01-Investments in Industrial Financial Institutions -</b>		
190-Investments in Public Sector and Other Undertakings	40000	452184
200-Other Investments	--	360
01-Investment in General Financial Institutions	--	--
<b>60-Others</b>		
800-Other Expenditure-	--	1236
<b>Total : Government of Goa</b>	<b>40000</b>	<b>453780</b>
<b>GUJARAT</b>		
<b>01-Investments in Industrial Financial Institutions-</b>		
190-Investments in Public Sector and Other Undertakings	--	7182599
200-Other Investments	--	51997
796-Tribal Areas Sub-Plan	650	64413
<b>60-Others-</b>		
796-Tribal Area Sub-plan	--	170
800-Other Expenditure	--	126226
<b>Total : Government of Gujarat</b>	<b>650</b>	<b>7425405</b>
<b>HARYANA</b>		
<b>01-Investments in Industrial Financial Institutions-</b>		
190-Investments in Public Sector and Other Undertakings	5366	1047411
<b>60-Others-</b>		
800-Other Expenditure	--	5661
<b>Total : Government of Haryana</b>	<b>5366</b>	<b>1053072</b>
<b>HIMACHAL PRADESH</b>		
<b>01-Investments in Industrial Financial Institutions-</b>		
190-Investments in Public Sector and Other Undertakings	--	683178
200-Other Investments	--	1007
796-Trival Areas sub-Plan	--	13900
<b>60-Others-</b>		
796-Tribal Areas Sub-plan	--	146
800-Other Expenditure	--	1204
<b>Total : Government of Himachal Pradesh</b>	<b>0</b>	<b>699436</b>

**No. 45-B-4885 - ACCOUNT of OTHER CAPITAL OUTLAY on INDUSTRIES and MINERALS  
during and to the end of the year 2001-02-Contd.**

	(In thousand of rupees)	
	EXPENDITURE	
	During the year	To end of the year
<b>JAMMU AND KASHMIR</b>		
<b>01-Investments in Industrial Financial Institutions-</b>		
190-Investments in Public Sector and Other Undertakings		368861
<b>60-Others-</b>		
800-Other Expenditure	6024	58430
<b>Total : Government of Jammu and Kashmir</b>	<b>6024</b>	<b>427291</b>
<b>KARNATAKA</b>		
<b>01-Investments in Industrial Financial Institutions-</b>		
190-Investments in Public Sector and Other Undertakings	54800	1739459
<b>Total : Government of Karnataka</b>	<b>54800</b>	<b>1739459</b>
<b>KERALA</b>		
<b>01-Investments in Industrial Financial Institutions-</b>		
190-Investments in Public Sector and Other Undertakings	170000	4170374
<b>60-Others-</b>		
190- Investment in public sector and other Undertakings		882400
800-Other Expenditure	-62	83769
<b>Total : Government of Kerala</b>	<b>169938</b>	<b>5136543</b>
<b>MADHYA PRADESH</b>		
<b>01-Investments in Industrial Financial Institutions-</b>		
190-Investments in Public Sector and Other Undertakings		612450
200-Other Investments		109474
796-Tribal Areas Sub-Plan		131672
<b>02-Development of Backward Areas-</b>		
796-Tribal Areas Sub-plan		16306
<b>60-Others-</b>		
800-Other Expenditure		1514
<b>Total : Government of Madhya Pradesh</b>	<b>0</b>	<b>871416</b> (A)
<b>MAHARASHTRA</b>		
<b>01-Investments in Industrial Financial Institutions-</b>		
190-Investments in Public Sector and Other Undertakings		1344528
<b>60-Others-</b>		
800-Other Expenditure	10000	823947
<b>Total : Government of Maharashtra</b>	<b>10000</b>	<b>2168475</b>
<b>MANIPUR</b>		
<b>01-Investments in Industrial Financial Institutions-</b>		
190-Investments in Public Sector and Other Undertakings		30755
<b>Total : Government of Manipur</b>	<b>0</b>	<b>30755</b>
<b>MEGHALAYA</b>		
<b>01-Investments in industrial Financial Institutions-</b>		
190-Investments in Public Sector and Other Undertakings		53391
800-Other Expenditure	86000	589516
<b>Total : Government of Meghalaya</b>	<b>86000</b>	<b>642907</b>

(A) Rs. 871416 thousands is yet to be allocated between M.P. and Chhattisgarh.

**No. 45-B-4885 - ACCOUNT of OTHER CAPITAL OUTLAY on INDUSTRIES and MINERALS  
during and to the end of the year 2001-02-Contd.**

(In thousand of rupees)

	EXPENDITURE	
	During the year	To end of the year
<b>MIZORAM</b>		
<b>60-Others-</b>		
800-Other Expenditure		7675
<b>Total : Government of Mizoram</b>	<b>0</b>	<b>7675</b>
<b>ORISSA</b>		
<b>01-Investments in Industrial Financial Institutions-</b>		
190-Investments in Public Sector and Other Undertakings		1889189
200-Other Investment-Other Schemes		2514
<b>02-Development of Backward Areas -</b>		
190-Investments in Public Sector and Other Undertakings		165175
796-Tribal Areas Sub-Plan		21650
<b>60-Others-</b>		
800-Other Expenditure-Education, Reaserch and Training		120187
901-Deduct-Receipts and Recoveries on Capital Account		-8
<b>Total : Government of Orissa</b>	<b>0</b>	<b>2198707</b>
<b>PUNJAB</b>		
<b>01-Investments in Industrial Financial Institutions-</b>		
190-Investments in Public Sector and Other Undertakings		1465505
200-Other Investments		106282
<b>60-Others-</b>		
800-Other Expenditure		30233
<b>Total : Government of Punjab</b>	<b>0</b>	<b>1602020</b>
<b>RAJASTHAN</b>		
<b>01-Investments in Industrial Financial Institutions-</b>		
190-Investments in Public Sector and Other Undertakings		451260
796-Tribal Area Sub-plan		180550
800-Other Expenditure	2322	1572921
<b>Total : Government of Rajasthan</b>	<b>2322</b>	<b>2204731</b>

**No. 45-B-4885 - ACCOUNT of OTHER CAPITAL OUTLAY on INDUSTRIES and MINERALS  
during and to the end of the year 2001-02-Conclid.**

	(In thousand of rupees)	
	EXPENDITURE	
	During the year	To end of the year
<b>SIKKIM</b>		
<b>01-Investments in Industrial Financial Institutions-</b>		
190-Investments in Public Sector and Other Undertakings	5000	147250
<b>80-General</b>		
800-Other expenditure		520
<b>Total : Government of Sikkim</b>	<b>5000</b>	<b>147770</b>
<b>TAMIL NADU</b>		
<b>01-Investments in Industrial Financial Institutions-</b>		
190-Investments in Public Sector and Other Undertakings		195092
<b>02-Development of Backward Areas-</b>		
190-Investments in Public Sector and Other Undertakings		
<b>Total : Government of Tamil Nadu</b>	<b>0</b>	<b>195092</b>
<b>TRIPURA</b>		
<b>01-Investments in Industrial Financial Institutions-</b>		
190-Investments in Public Sector and Other Undertakings		107550
200-Other investments	4500	5750
<b>Total : Government of Tripura</b>	<b>4500</b>	<b>113300</b>
<b>UTTARANCHAL</b>		
<b>01-Investments in Industrial Financial Institutions-</b>		
190-Investments in Public Sector and Other Undertakings		
200-Other Investments		
<b>60-Others-</b>		
190-Investment in Industrial Financial Institutions		
800-Other Expenditure		
901-Deduct-Receipts and Recoveries on Capital Account		
<b>Total: Government of Uttaranchal</b>	<b>0</b>	<b>0</b>
<b>UTTAR PRADESH</b>		
<b>01-Investments in Industrial Financial Institutions-</b>		
190-Investments in Public Sector and Other Undertakings	115000	2277171
200-Other Investment		50000
<b>60-Others-</b>		
800-Other Expenditure		771026
190-Investment in Public Sector and other Undertaking		72500
901-Deduct Receipts and Recoveries on Capital Account		-130049
<b>Total : Government of Uttar Pradesh</b>	<b>115000</b>	<b>3040648</b>
<b>WEST BENGAL</b>		
<b>01-Investments in Industrial Financial Institutions-</b>		
190-Investments in Public Sector and Other Undertakings	216000	3381272
<b>60-Others-</b>		
003-Training		-130
800-Other Expenditure	2390	413242
<b>Total: Government of West Bengal</b>	<b>218390</b>	<b>3794384</b>
<b>Total : Other Capital Outlay on Industries and Minerals</b>	<b>1881622</b>	<b>47120425</b>

(A) Rs. 28988151 thousands yet to be allocated between U.P. and Uttaranchal.



## COMBINED FINANCE AND REVENUE ACCOUNTS OF THE UNION AND STATE GOVERNMENTS IN INDIA FOR THE YEAR 2001-02

No. 45-C-6885 - ACCOUNT of OTHER LOANS TO INDUSTRIES AND MINERALS showing the amounts ADVANCED and REPAYED during the year ended 31st March, 2002 and the BALANCES of such LOANS at the commencement and at the end of the year 2001-02

(In thousands of rupees)

	Balance 1st April, 2001	Advanced during the year	Repaid during the year	Balance 31st March 2002	Interest received and credited to Revenue
<b>UNION GOVERNMENT</b>					
<b>01 - Loans to Industrial Financial Institutions -</b>					
190-Loans to Public Sector and other Undertakings	38945028	44466225	2445879	80965374	3191518
800-Other Loans	3469			3469	--
<b>60 - Others -</b>					
195-Industrial Co-operatives	238278			238278	--
201 -Loans Under Excise Relief Fund	242837		56542	186295	--
800-Other Loans	371860		749	371111	360
<b>Total : Union Government</b>	<b>39801472</b>	<b>44466225</b>	<b>2503170</b>	<b>81764527</b>	<b>3191878</b>
<b>ANDHRA PRADESH</b>					
<b>01 - Loans to Industrial Financial Institutions -</b>					
190-Loans to Public Sector and other Undertakings	266626			266626	--
800-Other Loans	85364		1522	83842	--
<b>Total : Andhra Pradesh</b>	<b>351990</b>	<b>0</b>	<b>1522</b>	<b>350468</b>	<b>0</b>
<b>ARUNACHAL PRADESH</b>					
<b>01-Loans to Industrial Financial Institutions-</b>					
190-Loans to Public Sector and other Undertakings	60992			60992	--
<b>Total : Arunachal Pradesh</b>	<b>60992</b>	<b>0</b>	<b>0</b>	<b>60992</b>	<b>0</b>
<b>ASSAM</b>					
<b>01 - Loans to Industrial Financial Institutions -</b>					
190-Loans to Public Sector and other Undertakings	77587		10000	67587	--
<b>60 - Others -</b>					
800-Other Loans	1790			1790	--
<b>Total : Assam</b>	<b>79377</b>	<b>0</b>	<b>10000</b>	<b>69377</b>	<b>0</b>
<b>BIHAR</b>					
<b>01 - Loans to Industrial Financial Institutions -</b>					
190-Loans to Public Sector and other Undertakings	998111		10147	987964	--
796-Tribal Area Sub-Plan	387793			387793	--
<b>60 - Others -</b>					
796-Tribal Area Sub-Plan	94447			94447	--
800-Other Loans	663288			663288	--
<b>Total : Bihar</b>	<b>2143639</b>	<b>0</b>	<b>10147</b>	<b>2133492</b>	<b>0</b>



**No. 45-C-6885 - ACCOUNT of OTHER LOANS TO INDUSTRIES AND MINERALS showing the amounts ADVANCED and REPAID during the year ended 31st March, 2002 and the BALANCES of such LOANS at the commencement and at the end of the year 2001-02-Contd.**

(In thousands of rupees)

	Balance 1st April, 2001	Advanced during the year	Repaid during the year	Balance 31st March 2002	Interest received and credited to Revenue
<b>CHHATTISGARH</b>					
<b>01-Loans to Industrial Financial Institutions</b>					
190-Loans to Public Sector and other Undertakings				0	--
796-Tribal Area Sub-Plan	16412			16412	--
800-Other Expenditure	1697			1697	--
<b>60 - Others -</b>					
190-Loans to Public Sector and other Undertakings	5988			5988	--
796-Tribal Area Sub-Plan	5408			5408	--
800-Other Loans	34831			34831	--
<b>Total : Chhattisgarh</b>	<b>64336</b>	<b>0</b>	<b>0</b>	<b>64336</b>	<b>0</b>
<b>NCT DELHI</b>					
<b>01-Loans to Industrial Financial Institutions-</b>					
190-Loans to Public Sector and other Undertakings		290000		290000	--
<b>Total : NCT Delhi</b>	<b>0</b>	<b>290000</b>	<b>0</b>	<b>290000</b>	<b>0</b>
<b>GOA</b>					
<b>01 - Loans to Industrial Financial Institutions -</b>					
800-Other Loans	2665		155	2510	--
<b>Total : Goa</b>	<b>2665</b>	<b>0</b>	<b>155</b>	<b>2510</b>	<b>0</b>
<b>GUJARAT</b>					
<b>01 - Loans to Industrial Financial Institutions -</b>					
190-Loans to Public Sector and other Undertakings	814987		6757	808230	--
796-Tribal Area Sub-Plan	268616			268616	--
800-Other Loans	51375			51375	--
<b>02-Development of Backward Areas-</b>					
190-Loans to Public Sector and other Undertakings	1500			1500	--
<b>60 - Others -</b>					
800-Other Loans	310364	9762	29	320097	--
<b>Total : Gujarat</b>	<b>1446842</b>	<b>9762</b>	<b>6786</b>	<b>1449818</b>	<b>0</b>
<b>HIMACHAL PRADESH</b>					
<b>01 - Loans to Industrial Financial Institutions -</b>					
800-Other Loans	1200			1200	--
<b>Total : Himachal Pradesh</b>	<b>1200</b>	<b>0</b>	<b>0</b>	<b>1200</b>	<b>0</b>

**No. 45-C-6885 - ACCOUNT of OTHER LOANS TO INDUSTRIES AND MINERALS showing the amounts ADVANCED and REPAYED during the year ended 31st March, 2002 and the BALANCES of such LOANS at the commencement and at the end of the year 2001-02 Contd.**

(In thousands of rupees)

	Balance 1st April, 2001	Advanced during the year	Repaid during the year	Balance 31st March 2002	Interest received and credited to Revenue
<b>JAMMU &amp; KASHMIR</b>					
<b>01 - Loans to Industrial Financial Institutions -</b>					
190-Loans to Public Sector and other Undertakings	1502056	84904		1586960	--
<b>02 - Development of Backward Areas -</b>					
190-Loans to Public Sector and other Undertakings	4781			4781	--
<b>60 - Others -</b>					
800-Other Loans	671793			671793	--
<b>Total : Jammu &amp; Kashmir</b>	<b>2178630</b>	<b>84904</b>	<b>0</b>	<b>2263534</b>	<b>0</b>
<b>JHARKHAND</b>					
<b>01 - Loans to Industrial Financial Institutions -</b>					
190-Loans to Public Sector and other Undertakings			1015	-1015	--
796-Tribal Area Sub-Plan			98	-98	--
<b>60 - Others -</b>					
800-Other Loans	-652			-652	--
<b>Total : Jammu &amp; Kashmir</b>	<b>-652</b>	<b>0</b>	<b>1113</b>	<b>-1765</b>	<b>0</b>
<b>KARNATAKA</b>					
<b>01 - Loans to Industrial Financial Institutions -</b>					
190-Loans to Public Sector and other Undertakings	462775			462775	--
800-Other Loans				0	--
<b>60 - Others -</b>					
800-Other Loans	541212		93079	448133	--
<b>Total : Karnataka</b>	<b>1003987</b>	<b>0</b>	<b>93079</b>	<b>910908</b>	<b>0</b>
<b>KERALA</b>					
<b>01 - Loans to Industrial Financial Institutions -</b>					
190-Loans to Public Sector and other Undertakings	451640	5000		456640	--
<b>60 - Others -</b>					
190-Loans to Public Sector and other Undertakings	542600	40000		582600	--
800-Other Loans	-34550		1626	-36176	--
<b>Total : Kerala</b>	<b>959690</b>	<b>45000</b>	<b>1626</b>	<b>1003064</b>	<b>0</b>

(A) Minus Balance is under investigation.

Loans and Advances

No. 45-C-6885 - ACCOUNT of OTHER LOANS TO INDUSTRIES AND MINERALS showing the amounts **ADVANCED** and **REPAID** during the year ended 31st March, 2002 and the **BALANCES** of such **LOANS** at the commencement and at the end of the year 2001-02-Contd.

(In thousands of rupees)

	Balance 1st April, 2001	Advanced during the year	Repaid during the year	Balance 31st March 2002	Interest received and credited to Revenue
<b>MADHYA PRADESH</b>					
<b>01 - Loans to Industrial Financial Institutions -</b>					
190-Loans to Public Sector and other Undertakings	194520	--	--	194520	--
796-Tribal Areas Sub-Plan	50448	--	--	50448	--
800-Other Loans	4678	--	--	4678	--
<b>60 - Others -</b>					
190-Loans to Public Sector and other Undertakings	16505	--	--	16505	--
796-Tribal Areas Sub-Plan	14908	--	--	14908	--
800-Other Loans	182357	--	--	182357	--
<b>Total : Madhya Pradesh</b>	<b>463416</b>	<b>0</b>	<b>0</b>	<b>463416</b>	<b>2</b>
<b>MAHARASHTRA</b>					
<b>01 - Loans to Industrial Financial Institutions -</b>					
190-Loans to Public Sector and other Undertakings	105059	813	--	105872	--
<b>02-Development of Backward Areas</b>					
190-Loans to Public Sector and other Undertakings	2302010	33182	--	2335192	--
<b>60 - Others -</b>					
800-Other Loans	6239	--	--	6239	--
<b>Total : Maharashtra</b>	<b>2413308</b>	<b>33995</b>	<b>0</b>	<b>2447303</b>	<b>0</b>
<b>MEGHALAYA</b>					
<b>60 - Others -</b>					
800. Other Loans	32533	--	--	32533	--
<b>Total: Meghalaya</b>	<b>32533</b>	<b>0</b>	<b>0</b>	<b>32533</b>	<b>0</b>
<b>ORISSA</b>					
<b>01 - Loans to Industrial Financial Institutions -</b>					
190-Loans to Public Sector and other Undertakings	225380	900	--	226280	--
800-Other Loans	746224	13570	12019	747775	--
<b>02 - Development of Backward Areas -</b>					
190-Loans to Public Sector and other Undertakings	10000	--	--	10000	--
<b>60 - Others -</b>					
800-Other Loans	112776	--	--	112776	--
<b>Total : Orissa</b>	<b>1094380</b>	<b>14470</b>	<b>12019</b>	<b>1096831</b>	<b>0</b>
<b>PUNJAB</b>					
<b>01 - Loans to Industrial Financial Institutions -</b>					
190-Loans to Public Sector and other Undertakings	123934	--	--	123934	10
<b>Total : Punjab</b>	<b>123934</b>	<b>0</b>	<b>0</b>	<b>123934</b>	<b>0</b>

(A) Rs.226771 thousands retained in M.P. pending allocation between M.P. and Chhattisgarh.


**No. 45-C-6885 - ACCOUNT of OTHER LOANS TO INDUSTRIES AND MINERALS showing the amounts ADVANCED and REPAYED during the year ended 31st March, 2002 and the BALANCES of such LOANS at the commencement and at the end of the year 2001-02-Concl'd.**

(In thousands of rupees)

	Balance 1st April, 2001	Advanced during the year	Repaid during the year	Balance 31st March 2002	Interest received and credited to Revenue
<b>RAJASTHAN</b>					
<b>01 - Loans to Industrial Financial Institutions -</b>					
190-Loans to Public Sector and other Undertakings	1810092	12415	63905	1758602	108935
<b>02 - Development of Backward Areas -</b>					
796-Tribal Areas Sub-Plan	217494		8916	208578	--
<b>60 - Others -</b>					
800-Other Loans	190306		823	189483	--
<b>Total : Rajasthan</b>	<b>2217892</b>	<b>12415</b>	<b>73644</b>	<b>2156663</b>	<b>108935</b>
<b>SIKKIM</b>					
<b>01 - Loans to Industrial Financial Institutions -</b>					
190-Loans to Public Sector and other Undertakings	20287			20287	--
800-Other Loans	1414			1414	--
<b>Total : Sikkim</b>	<b>21701</b>	<b>0</b>	<b>0</b>	<b>21701</b>	<b>0</b>
<b>TAMIL NADU</b>					
<b>01 - Loans to Industrial Financial Institutions -</b>					
190-Loans to Public Sector and other Undertakings	716344	74410	46485	744269	--
<b>60-Others</b>					
190-Loans to Public Sector and other Undertakings	1568179		16694	1551485	--
800-Other Loans		261		261	--
<b>Total:Tamil Nadu</b>	<b>2284523</b>	<b>74671</b>	<b>63179</b>	<b>2296015</b>	<b>0</b>
<b>UTTAR PRADESH</b>					
<b>01 - Loans to Industrial Financial Institutions -</b>					
190-Loans to Public Sector and other Undertakings	5920524	1359577	656105	6623996	--
<b>60 - Others -</b>					
800-Other Loans	645621		82264	563357	--
<b>Total : Uttar Pradesh</b>	<b>6566145</b>	<b>1359577</b>	<b>738369</b>	<b>7187353</b>	<b>0</b>
<b>WEST BENGAL</b>					
<b>01 - Loans to Industrial Financial Institutions -</b>					
190-Loans to Public Sector and other Undertakings	1254543	10000	1086638	177905	31974
<b>60 - Others -</b>					
800-Other Loans	1102657	54400		1157057	--
<b>Total : West Bengal</b>	<b>2357200</b>	<b>64400</b>	<b>1086638</b>	<b>1334962</b>	<b>31974</b>
<b>Total : Other Loans to Industries and Minerals</b>	<b>65669200</b>	<b>46455419</b>	<b>4601447</b>	<b>107523172</b>	<b>3332789</b>

(A) Includes Rs. 438235 Thousand spent from Contingency Fund from 9.11.2000 to 31.3.2001 but not recouped to the Fund during 2001-2002.

(577)



## No. 46-1051-ACCOUNT of RECEIPTS from PORTS AND LIGHT HOUSES for the year ended 31st March, 2002

	Union Government	U.T. Govt. Pondicherry	STATE GOVERNMENTS						Goa	Item No.
			Andhra Pradesh	Arunachal Pradesh	Assam	Bihar	Chhattisgarh	NCT Delhi		
(In thousands of Rupees)										
<b>01-Major Ports-</b>										
101-Receipts from Ferry Services	19170									1
102-Receipts from Welfare Organisations for seamen										2
103-Registration and other fees										3
800-Other Receipts	105134									4
<b>Total: 01</b>	<b>124304</b>	<b>0</b>	<b>0</b>	<b>0</b>	<b>0</b>	<b>0</b>	<b>0</b>	<b>0</b>	<b>0</b>	<b>5</b>
<b>02-Minor Ports-</b>										
101-Receipts from Ferry Services										6
102-Receipts from Welfare Organisations for seamen									282	7
103-Registration and other fees										8
800-Other Receipts	20610	3132							1274	9
900-Deduct- Refunds										10
<b>Total: 02</b>	<b>20610</b>	<b>3132</b>	<b>0</b>	<b>0</b>	<b>0</b>	<b>0</b>	<b>0</b>	<b>0</b>	<b>1556</b>	<b>11</b>
<b>03-Light Houses and Lightships-</b>										
101-Light Dues	821520									12
102-Contributions										13
800-Other Receipts	86999									14
<b>Total: 03</b>	<b>908519</b>	<b>0</b>	<b>0</b>	<b>0</b>	<b>0</b>	<b>0</b>	<b>0</b>	<b>0</b>	<b>0</b>	<b>15</b>
<b>80-General-</b>										
800-Other Receipts	280		95820		2				31491	16
900-Deduct-Refunds			-204							17
<b>Total: 80</b>	<b>280</b>	<b>0</b>	<b>95616</b>	<b>0</b>	<b>2</b>	<b>0</b>	<b>0</b>	<b>0</b>	<b>31491</b>	<b>18</b>
<b>Total: Receipts from Ports and Light Houses</b>	<b>1053713</b>	<b>3132</b>	<b>95616</b>	<b>0</b>	<b>2</b>	<b>0</b>	<b>0</b>	<b>0</b>	<b>33047</b>	<b>19</b>

No. 46-1051-ACCOUNT of RECEIPTS from PORTS AND LIGHT HOUSES for the year ended 31st March, 2002-Contd.

Item No.	STATE GOVERNMENTS								Total carried over
	Gujarat	Haryana	Himachal Pradesh	Jammu and Kashmir	Jharkhand	Karnataka	Kerala	Madhya Pradesh	
1									19170
2									0
3	918055								918055
4									105134
5	918055	0	0	0	0	0	0	0	1042359
6									0
7									282
8							896		896
9						22254			47270
10						-101			-101
11	0	0	0	0	0	22153	896	0	48347
12									821520
13									0
14									86999
15	0	0	0	0	0	0	0	0	908519
16							12423		140016
17							-1		-205
18	0	0	0	0	0	0	12422	0	139811
19	918055	0	0	0	0	22153	13318	0	2139036

Economic Services

## No. 46-1051-ACCOUNT of RECEIPTS from PORTS AND LIGHT HOUSES for the year ended 31st March, 2002-Contd.

	Total brought forward	STATE GOVERNMENTS						Item No.
		Maharashtra	Manipur	Meghalaya	Mizoram	Nagaland	Orissa	
(In thousands of Rupees)								
<b>01-Major Ports-</b>								
101-Receipts from Ferry Services	19170							1
102-Receipts from Welfare Organisations for seamen	0							2
103-Registration and other fees	918055							3
800-Other Receipts	105134							4
<b>Total: 01</b>	<b>1042359</b>	<b>0</b>	<b>0</b>	<b>0</b>	<b>0</b>	<b>0</b>	<b>0</b>	<b>5</b>
<b>02-Minor Ports-</b>								
101-Receipts from Ferry Services	0							6
102-Receipts from Welfare Organisations for seamen	282							7
103-Registration and other fees	896							8
800-Other Receipts	47270						8938	9
900-Deduct- Refunds	-101							10
<b>Total: 02</b>	<b>48347</b>	<b>0</b>	<b>0</b>	<b>0</b>	<b>0</b>	<b>0</b>	<b>8938</b>	<b>11</b>
<b>03-Light Houses and Lightships-</b>								
101-Light Dues	821520							12
102-Contributions	0							13
800-Other Receipts	86999							14
<b>Total: 03</b>	<b>908519</b>	<b>0</b>	<b>0</b>	<b>0</b>	<b>0</b>	<b>0</b>	<b>0</b>	<b>15</b>
<b>80-General-</b>								
800-Other Receipts	140016							16
900-Deduct-Refunds	-205							17
<b>Total: 80</b>	<b>139811</b>	<b>0</b>	<b>0</b>	<b>0</b>	<b>0</b>	<b>0</b>	<b>0</b>	<b>18</b>
<b>Total: Receipts from Ports and Light Houses</b>	<b>2139036</b>	<b>0</b>	<b>0</b>	<b>0</b>	<b>0</b>	<b>0</b>	<b>8938</b>	<b>19</b>



## No. 46-1051-ACCOUNT of RECEIPTS from PORTS AND LIGHT HOUSES for the year ended 31st March, 2002-Conclid.

Item No.	STATE GOVERNMENTS								Total
	Punjab	Rajasthan	Sikkim	Tamil Nadu	Tripura	Uttaranchal	Uttar Pradesh	West Bengal	
1									19170
2									0
3								660	918715
4								27	105161
5	0	0	0	0	0	0	0	687	1043046
6									0
7									282
8									896
9									56208
10									-101
11	0	0	0	0	0	0	0	0	57285
12									821520
13									0
14									86999
15	0	0	0	0	0	0	0	0	908519
16									140016
17									-205
18	0	0	0	0	0	0	0	0	139811
19	0	0	0	0	0	0	0	687	2148661

Economic Services

## No. 46-A-3051-ACCOUNT of EXPENDITURE on PORTS AND LIGHT HOUSES for the year ended 31st March, 2002

	Union Government	U.T.Govt. Pondicherry	STATE GOVERNMENTS							Item No.
			Andhra Pradesh	Arunachal Pradesh	Assam	Bihar	Chhattisgarh	NCT Delhi	Goa	
(In thousands of rupees)										
<b>01-Major Ports-</b>										
001-Direction and Administration										1
005-Investigation										2
101-Construction and Repairs										3
102-Port Management										4
103-Dredging and Surveying										5
104-Piloting										6
105-Dockyard and Dry Docking										7
106-Stevedoring										8
107-Ferry Services										9
108-Assistance to Port Trusts	3163606									10
800-Other Expenditure										11
<b>Total: 01</b>	<b>3163606</b>	<b>0</b>	<b>0</b>	<b>0</b>	<b>0</b>	<b>0</b>	<b>0</b>	<b>0</b>	<b>0</b>	<b>12</b>
<b>02-Minor Ports-</b>										
001-Direction and Administration	73924		3053							13
005-Investigation										14
101-Construction and Repairs	31700									15
102-Port Management	87094	5854	50272						11082	16
103-Dredging and Surveying	24421		5439						10783	17
104-Piloting										18
105-Dockyard and Dry Docking	174230									19
106-Stevedoring	41471									20
107-Ferry Services	78628		6222							21
190-Assistance to Public Sector and other Undertakings										22
798-International Co-operation										23
800-Other Expenditure	51737								1541	24
911-Deduct Recoveries of Overpayments										25
<b>Total: 02</b>	<b>563205</b>	<b>5854</b>	<b>64986</b>	<b>0</b>	<b>0</b>	<b>0</b>	<b>0</b>	<b>0</b>	<b>23406</b>	<b>26</b>
<b>03-Light Houses and Light Ships-</b>										
001-Direction and Administration	68826									27
101-Light Houses-Working Expenses	714714									28
102-Light Ships-Working Expenses										29
798-International Co-operation	414									30
800-Other Expenditure	2455									31
<b>Total: 03</b>	<b>786409</b>	<b>0</b>	<b>0</b>	<b>0</b>	<b>0</b>	<b>0</b>	<b>0</b>	<b>0</b>	<b>0</b>	<b>32</b>
<b>80-General-</b>										
001-Direction and Administration										33
003-Training									1091	34
004-Research and Development	25291									35
190-Assistance to Public sector and Other Undertakings										36
799-Suspense										37
800-Other Expenditure	12100									38
<b>Total: 80</b>	<b>37391</b>	<b>0</b>	<b>0</b>	<b>0</b>	<b>0</b>	<b>0</b>	<b>0</b>	<b>0</b>	<b>1091</b>	<b>39</b>
<b>Total: Expenditure on Ports and Light Houses</b>	<b>4550611</b>	<b>5854</b>	<b>64986</b>	<b>0</b>	<b>0</b>	<b>0</b>	<b>0</b>	<b>0</b>	<b>24497</b>	<b>40</b>
<b>Charged</b>										<b>41</b>
<b>Voted</b>	<b>4550611</b>	<b>5854</b>	<b>64986</b>	<b>0</b>	<b>0</b>	<b>0</b>	<b>0</b>	<b>0</b>	<b>24497</b>	<b>42</b>

## COMBINED FINANCE AND REVENUE ACCOUNTS OF THE UNION AND STATE GOVERNMENTS IN INDIA FOR THE YEAR 2001-02

## No. 46-A-3051-ACCOUNT of EXPENDITURE on PORTS AND LIGHT HOUSES for the year ended 31st March, 2002-Contd.

Item No.	STATE GOVERNMENTS								Total carried over
	Gujarat	Haryana	Himachal Pradesh	Jammu and Kashmir	Jharkhand	Karnataka	Kerala	Madhya Pradesh	
1									0
2									0
3									0
4									0
5									0
6									0
7									0
8									0
9									0
10									3163606
11									0
12	0	0	0	0	0	0	0	0	3163606
13							24452		101429
14							877		877
15							792		32492
16						29588	21164		205054
17							12359		53002
18									0
19									174230
20									41471
21									84850
22									0
23									0
24									53278
25							55		55
26	0	0	0	0	0	29588	59589	0	746628
27									68826
28									714714
29									0
30									414
31									2455
32	0	0	0	0	0	0	0	0	786409
33									0
34									1091
35									25291
36									0
37									0
38									12100
39	0	0	0	0	0	0	0	0	38482
40	0	0	0	0	0	29588	59589	0	4735125
41									0
42	0	0	0	0	0	29588	59589	0	4735125

Economic Services

## No. 46-A-3051-ACCOUNT of EXPENDITURE on PORTS AND LIGHT HOUSES for the year ended 31st March, 2002-Contd.

	Total brought forward	STATE GOVERNMENTS					Orissa	Item No.
		Maharashtra	Manipur	Meghalaya	Mizoram	Nagaland		
<b>01-Major Ports-</b>								
001-Direction and Administration	0						1	
005-Investigation	0						2	
101-Construction and Repairs	0						3	
102-Port Management	0						4	
103-Dredging and Surveying	0						5	
104-Piloting	0						6	
105-Dockyard and Dry Docking	0						7	
106-Stevedoring	0						8	
107-Ferry Services	0						9	
108-Assistance to Port Trusts	3163606						10	
800-Other Expenditure	0						11	
<b>Total: 01</b>	<b>3163606</b>	<b>0</b>	<b>0</b>	<b>0</b>	<b>0</b>	<b>0</b>	<b>0 12</b>	
<b>02-Minor Ports-</b>								
001-Direction and Administration	101429						13	
005-Investigation	877						14	
101-Construction and Repairs	32492	6480					15	
102-Port Management	205054	599				6513	16	
103-Dredging and Surveying	53002						17	
104-Piloting	0						18	
105-Dockyard and Dry Docking	174230						19	
106-Stevedoring	41471						20	
107-Ferry Services	84850						21	
190-Assistance to Public Sector and other Undertakings	0						22	
798-International Co-operation	0						23	
800-Other Expenditure	53278						24	
911-Deduct Recoveries of Overpayment	-55						25	
<b>Total: 02</b>	<b>746628</b>	<b>7079</b>	<b>0</b>	<b>0</b>	<b>0</b>	<b>0 6513</b>	<b>26</b>	
<b>03-Light Houses and Light Ships-</b>								
001-Direction and Administration	68826						27	
101-Light Houses-Working Expenses	714714						28	
102-Light Ships-Working Expenses	0						29	
798-International Co-operation	414						30	
800-Other Expenditure	2455						31	
<b>Total: 03</b>	<b>786409</b>	<b>0</b>	<b>0</b>	<b>0</b>	<b>0</b>	<b>0</b>	<b>0 32</b>	
<b>80-General-</b>								
001-Direction and Administration	0						33	
003-Training	1091						34	
004-Research and Development	25291						35	
190-Assistance to Public sector and Other Undertakings	0						36	
799-Suspense	0						37	
800-Other Expenditure	12100						38	
<b>Total: 80</b>	<b>38482</b>	<b>0</b>	<b>0</b>	<b>0</b>	<b>0</b>	<b>0</b>	<b>0 39</b>	
<b>Total: Expenditure on Ports and Light Houses</b>	<b>4735125</b>	<b>7079</b>	<b>0</b>	<b>0</b>	<b>0</b>	<b>0 6513</b>	<b>40</b>	
Charged							41	
Voted	4735125	7079	0	0	0	0 6513	42	

No. 46-A-3051-ACCOUNT of EXPENDITURE on PORTS AND LIGHT HOUSES for the year ended 31st March, 2002-Concl'd.

(In thousands of rupees)

Item No.	STATE GOVERNMENTS								Total
	Punjab	Rajasthan	Sikkim	Tamil Nadu	Tripura	Uttar Pradesh	Uttaranchal	West Bengal	
1									0
2									0
3									0
4									0
5									0
6									0
7								2524	2524
8									0
9									0
10									3163606
11								14087	14087
12	0	0	0	0	0	0	0	16611	3180217
13									101429
14									877
15									38972
16									212166
17									53002
18									0
19									174230
20									41471
21									84850
22									0
23									0
24									53278
25									55
26	0	0	0	0	0	0	0	0	760220
27									68826
28									714714
29									0
30									414
31									2455
32	0	0	0	0	0	0	0	0	786409
33									0
34									1091
35									25291
36									0
37									0
38									12100
39	0	0	0	0	0	0	0	0	38482
40	0	0	0	0	0	0	0	16611	4765328
41									0
42	0	0	0	0	0	0	0	16611	4765328

Economic Services

**No. 46-B-5051-ACCOUNT of CAPITAL OUTLAY on PORTS AND LIGHT HOUSES during and to end of the year 2001-02**

(In thousands of rupees)

	Expenditure	
	During the year	To end of the year
<b>UNION GOVERNMENT</b>		
<b>01-Major Ports-</b>		
001-Direction and Administration		37238
103-Paradeep Port		81176
104-Tuticorin Port		406360
105-Mangalore Port		384583
800-Other Expenditure		547524
<b>02-Minor Ports-</b>		
200-Other Small Ports	418917	3455009
796-Tribal Area Sub-plan	19183	
800-Other Expenditure	2000	1011026
<b>03-Light Houses and Light Ships-</b>		
101-Construction & Development of Light Houses	38833	1012135
103-Construction & Development of other Navigational Aids	14869	603416
797-Transfers to/from Reserve Funds and Deposit Accounts		-845218
799-Suspense	4327	32828
800-Other Expenditure	1488	103136
902-Deduct-Amount met from General and other Reserve Fund of Government	-55757	-730191
<b>80-General-</b>		
001-Direction and Administration	21300	214830
<b>Total: Union Government</b>	<b>465160</b>	<b>6313852</b>
<b>UNION TERRITORY-PONDICHERRY</b>		
<b>02-Minor Ports-</b>		
200-Other Small Ports	42488	357755
<b>Total: Union Territory-Pondicherry</b>	<b>42488</b>	<b>357755</b>
<b>STATE GOVERNMENTS</b>		
<b>ANDHRA PRADESH</b>		
<b>02-Minor Ports-</b>		
101-Kakinada Port	7003	3065601
102-Machilipatnam Port		55403

**No. 46-B-5051-ACCOUNT of CAPITAL OUTLAY on PORTS AND LIGHT HOUSES during and to end of the year 2001-02-Contd.**


	(In thousands of rupees)	
	Expenditure	
	During the year	To end of the year
<b>ANDHRA PRADESH</b>		
200-Other Small Ports		8860
800-Other Expenditure		--
901-Deduct- Receipts and Recoveries on Capital Account		-187
<b>Total: Government of Andhra Pradesh</b>	<b>7003</b>	<b>3129677</b>
<b>ASSAM</b>		
01-Major Port-		
800- Other Expenditure		240
<b>Total: Government of Assam</b>	<b>0</b>	<b>240</b>
<b>GOA</b>		
02-Minor Ports-		
200-Other Small Ports		4293
03-Light Houses and Light Ships-		
101-Construction & Development of Light Houses	45	2873
800-Other Expenditure		1698
<b>Total: Government of Goa</b>	<b>45</b>	<b>8864</b>
<b>GUJARAT</b>		
01-Major Ports-		
001-Direction and Administration		17935
02-Minor Ports-		
200-Other Small Ports	20100	1461359
797-Transfers to/from Reserve Funds and Deposit Accounts		(A) -46251
03-Light Houses and Light Ships-		
103-Construction and Development of other navigational aids		3292
80-General-		
190-Investment in public sector and other undertaking		36000
<b>Total: Government of Gujarat</b>	<b>20100</b>	<b>1472335</b>
<b>KARNATAKA</b>		
02-Minor Ports-		
200-Other Small Ports		--
201-Karwar Port	41136	548259
202-Coondapur Port	11	2484
203-Hannvar Port	697	4260
204-Balekeri Port	150	2536
205-Tadri Port	501	52743
206-Bhatkap Port		3452
207-Malpe Port	3591	6881
208-Hangarkatta Port	200	1598
209-Mangalore Port	5468	256673
80-General-		
800-Other Expenditure	1314	39831
<b>Total: Government of Karnataka</b>	<b>53068</b>	<b>918717</b>

(A) Minus expenditure is under investigation.

**No. 46-B-5051-ACCOUNT of CAPITAL OUTLAY on PORTS AND LIGHT HOUSES during and to end of the year 2001-02-Concl'd.**

	(In thousands of rupees)	
	Expenditure	
	During the year	To end of the year
<b>KERALA</b>		
<b>02-Minor Ports-</b>		
200-Other Small Ports	5416	428937
<b>80- General-</b>		
190-Investment in Public Sector and other undertakings	7700	84071
800-Other Expenditure	4422	165662
<b>Total: Government of Kerala</b>	<b>17538</b>	<b>678670</b>
<b>MAHARASHTRA</b>		
<b>02-Minor Ports-</b>		
200-Other Small Ports	---	227895
796-Tribal Area Sub-Plan	---	344
<b>Total: Government of Maharashtra</b>	<b>0</b>	<b>228239</b>
<b>ORISSA</b>		
<b>01-Major Ports-</b>		
001-Direction and Administration Paradeep Port	---	114036
<b>02-Minor Ports-</b>		
200-Other Small Ports	46236	1356960
<b>Total: Government of Orissa</b>	<b>46236</b>	<b>1242924</b>
<b>TAMIL NADU</b>		
<b>02-Minor Ports-</b>		
200-Other Small Ports	---	54393
201-Rameshwär Port	---	1783
202-Nagapattinam Port	---	5808
203-Cuddalore Port	---	12738
206-Colachal Port	---	8172
<b>Total: Government of Tamil Nadu</b>	<b>0</b>	<b>82894</b>
<b>WEST BENGAL</b>		
<b>02-Minor Ports-</b>		
200-Other Small Ports	---	1
<b>Total: Government of West Bengal</b>	<b>0</b>	<b>1</b>
<b>Total: Capital Outlay on Ports and Light Houses</b>	<b>651638</b>	<b>14434168</b>





**No. 46-C-7051-ACCOUNT of LOANS for PORTS AND LIGHT-HOUSES showing the amounts ADVANCED and REPAID during the year ended 31st March, 2002 and the BALANCES of such LOANS at the commencement and at the end of the year 2001-02**

	Union Government	STATE GOVERNMENTS					Total
		Gujarat	Karnataka	Kerala	Tamil Nadu	Orissa	
<b>01-Major Ports-</b>							
<b>190-Loans to Public Sector and other Undertakings-</b>							
Balance 1st April, 2001	20123080						20123080
Advanced during the year	199400						199400
Repaid during the year	684235						684235
Balance 31st March, 2002	19638245	0	0	0	0	0	19638245
<b>800-Other Loans-</b>							
Balance 1st April, 2001	778	1221246					1222024
Advanced during the year							0
Repaid during the year							0
Balance 31st March, 2002	778	1221246	0	0	0	0	1222024
<b>02-Minor Ports-</b>							
<b>101-Minor Ports-</b>							
Balance 1st April, 2001					-1		-1
Advanced during the year							0
Repaid during the year							0
Balance 31st March, 2002	0	0	0	0	-1	0	-1
<b>190-Loans to Public Sector and other Undertakings-</b>							
Balance 1st April, 2001		11661					11661
Advanced during the year							0
Repaid during the year							0
Balance 31st March, 2002	0	11661	0	0	0	0	11661
<b>800-Other Loans-</b>							
Balance 1st April, 2001			1334	-6	-17542		18870
Advanced during the year							0
Repaid during the year							0
Balance 31st March, 2002	0	0	1334	-6	17542	0	18870

(A) Detailed accounts are maintained by departmental officers. Minus balance is under investigation by them.

**No. 46-C-7051-ACCOUNT of LOANS for PORTS AND LIGHT HOUSES showing the amounts ADVANCED and REPAYED during the year ended 31st March, 2002 and the BALANCES of such LOANS at the commencement and at the end of the year 2001-02-Concl'd.**

	Union Government	STATE GOVERNMENTS					Total
		Gujarat	Karnataka	Kerala	Tamil Nadu	Orissa	
(In Thousands of Rupees)							
<b>60-Others</b>							
<b>190-Loans to Public Sector and other Undertakings-</b>							
Balance 1st April, 2001	665000	156608					821608
Advanced during the year							0
Repaid during the year		912					912
Balance 31st March, 2002	665000	155696	0	0	0	0	820696
<b>800-Other Loans-</b>							
Balance 1st April, 2001							0
Advanced during the year							0
Repaid during the year							0
Balance 31st March, 2002	0	0	0	0	0	0	0
<b>03-Light Houses and Lightships-</b>							
<b>190-Loans to Public Sector and other Undertakings-</b>							
Balance 1st April, 2001							0
Advanced during the year							0
Repaid during the year							0
Balance 31st March, 2002	0	0	0	0	0	0	0
<b>800-Other Loans-</b>							
Balance 1st April, 2001					-58		-58
Advanced during the year							0
Repaid during the year					40		40
Balance 31st March, 2002	0	0	0	0	-98	0	-98
<b>Total: Loans for Ports and Light Houses-</b>							
Balance 1st April, 2001	20788858	1389515	1334	-6	17483	0	22197184
Advanced during the year	199400	0	0	0	0	0	199400
Repaid during the year	684235	912	0	0	40	0	685187
Balance 31st March, 2002	20304023	1388603	1334	-6	17443	0	21711397
Interest received and credited to revenue	846050						846050

Loans and Advances

## No. 47-1052-ACCOUNT of RECEIPTS from SHIPPING for the year ended 31st March, 2002-Concl'd.


	Union Government	STATE GOVERNMENT	(In thousands of rupees)
		Karnataka	Total
<b>01-Overseas Shipping-</b>			
101-Survey Fees			0
102-Registration and other fees			0
103-Receipts from Shiping services	157696		157696
800-Other Receipts	12063		12063
<b>02-Coastal Shipping-</b>			
101-Survey Fees	37965	197	38162
102-Registration and Other Fees	89820		89820
103-Receipts from Shiping services	5715	2043	7758
800-Other Receipts	177411	22617	200028
,900-Deduct - Refunds			0
<b>80-General-</b>			
800-Other Receipts	43094		43094
<b>Total: Receipts from Shipping</b>	<b>523764</b>	<b>24857</b>	<b>548621</b>

## No. 47-A-3052-ACCOUNT of EXPENDITURE on SHIPPING for the year ended 31st March, 2002

	Union Government	STATE GOVERNMENT		Total
		Tamil Nadu		
(In thousands of rupees)				
<b>01-Overseas Shipping-</b>				
001-Direction and Administration				0
003-Training and Education				0
101-Regulation and Inspection				0
102-Seamen's Welfare				0
103-Shipping Services	595618			595618
190-Assistance to Public Sector and Other Undertakings				0
800-Other Expenditure				0
<b>Total: 01</b>	<b>595618</b>	<b>0</b>	<b>0</b>	<b>595618</b>
<b>02-Coastal Shipping-</b>				
001-Direction and Administration	53581			53581
003-Training and Education	89038			89038
101-Regulation and Inspection	68678			68678
102-Seamen's Welfare	12882			12882
103-Shipping Services	1220854			1220854
190-Assistance to Public Sector and Other Undertakings				0
797-Transfers to/from Reserve Funds and Deposit Accounts				0
798-International Co-operation	14987			14987
800-Other Expenditure	310342			310342
<b>Total: 02</b>	<b>1770362</b>	<b>0</b>	<b>0</b>	<b>1770362</b>
<b>80-General-</b>				
001-Direction and Administration				0
003-Training				0
004-Research and Development				0
190-Assistance to Public Sector and Other Undertakings			5000	5000
800-Other Expenditure	300			300
<b>Total: 80</b>	<b>300</b>	<b>5000</b>	<b>0</b>	<b>5300</b>
<b>Total: Expenditure on Shipping</b>	<b>2366280</b>	<b>5000</b>	<b>0</b>	<b>2371280</b>
Charged	--	--	--	0
Voted	2366280	5000		2371280

## No. 47-B-5052-ACCOUNT of CAPITAL OUTLAY on SHIPPING during and to the end of the year 2001-02

	(In thousands of rupees)	
	Expenditure	
	During the year	To end of the year
<b>UNION GOVERNMENT</b>		
<b>01-Overseas Shipping-</b>		
201-Acquisition and Expansion of Tonnage	--	1548173
800-Other Expenditure	124400	1141348
<b>02-Coastal Shipping-</b>		
190-Investments in Public Sector and other Undertakings	--	1212210
201-Acquisition and Expansion of Tonnage	543777	2034356
<b>80-General-</b>		
190-Investments in Public Sector and Other Undertakings	--	58420
201-Acquisition and Expansion of Tonnage	135141	5652023
796-Tribal Area Sub-Plan	46336	1213043
800-Other Expenditure	210600	4504462
<b>Total: Union Government</b>	<b>1060254</b>	<b>17364035</b>
<b>STATE GOVERNMENTS</b>		
<b>GOVERNMENT OF GUJARAT</b>		
<b>80-General-</b>		
800-Other Expenditure	--	1805
<b>Total : Government of Gujarat</b>	<b>0</b>	<b>1805</b>
<b>GOVERNMENT OF KERALA</b>		
<b>80-General-</b>		
190-Investment in Public Sector and other Undertakings	3000	129023
<b>Total : Government of Kerala</b>	<b>3000</b>	<b>129023</b>
<b>GOVERNMENT OF KARNATAKA</b>		
<b>02-Coastal Shipping-</b>		
190-Investments in Public Sector and other Undertakings	--	30610
800-Other Expenditure	--	118
<b>Total : Government of Karnataka</b>	<b>0</b>	<b>30728</b>
<b>GOVERNMENT OF TAMILNADU</b>		
<b>02-Coastal Shipping-</b>		
190 -Investment in Public Sector and other Undertakings	--	205300
<b>80-General-</b>		
800-Other Expenditure	--	--
<b>Total : Government of Tamil Nadu</b>	<b>0</b>	<b>205300</b>
<b>Total: Capital Outlay on Shipping</b>	<b>1063254</b>	<b>17730891</b>



**No. 47-C-7052-ACCOUNT of LOANS for SHIPPING showing the amounts ADVANCED and REPAID during the year ended 31st March, 2002 and the BALANCES of such LOANS at the commencement and at the end of the year 2001-02**

	(In thousands of rupees)						Total
	Union Government	Andhra Pradesh	Gujarat	STATE GOVERNMENTS Kerala	Karnataka	Tamil Nadu	
<b>01-Overseas Shipping-</b>							
<b>101-Loans to Shipping Development Fund Committee-</b>							
Balance 1st April, 2001	538324						538324
Advanced during the year							0
Repaid during the year							0
Balance 31st March, 2002	538324	0	0	0	0	0	538324
<b>190-Loans to Public Sector and other Undertakings-</b>							
Balance 1st April, 2001							0
Advanced during the year							0
Repaid during the year							0
Balance 31st March, 2002	0	0	0	0	0	0	0
<b>02-Coastal Shipping-</b>							
<b>101-Loans to Shipping Development Fund Committee-</b>							
Balance 1st April, 2001	-225672						-225672
Advanced during the year							0
Repaid during the year	81104						81104
Balance 31st March, 2002	-306776	0	0	0	0	0	-306776
<b>190-Loans to Public Sector and other Undertakings-</b>							
Balance 1st April, 2001	4909567						4909567
Advanced during the year							0
Repaid during the year	3113344						3113344
Balance 31st March, 2002	1796223	0	0	0	0	0	1796223
<b>800-Other Loans-</b>							
Balance 1st April, 2001						1763	1763
Advanced during the year							0
Repaid during the year							0
Balance 31st March, 2002	0	0	0	0	0	1763	1763

(A) Adverse balance is under investigation.



**No. 47-C-7052-ACCOUNT of LOANS for SHIPPING showing the amounts ADVANCED and REPAID during the year ended 31st March, 2002 and the BALANCES of such LOANS at the commencement and at the end of the year 2001-02-Conclid.**

	(In thousands of rupees)						Total
	Union Government	Andhra Pradesh	Gujarat	Kerala	Karnataka	Tamil Nadu	
<b>60-Others-</b>							
<b>101-Loans to Shipping Development Fund Committee-</b>							
Balance 1st April, 2001	85923						85923
Advanced during the year							0
Repaid during the year							0
Balance 31st March, 2002	85923	0	0	0	0	0	85923
<b>190-Loans to Public Sector and other Undertakings-</b>							
Balance 1st April, 2001	872071		94101		25200		991372
Advanced during the year							0
Repaid during the year							0
Balance 31st March, 2002	872071	0	94101	0	25200	0	991372
<b>800-Other Loans-</b>							
Balance 1st April, 2001	5600	3637		-189			-9048
Advanced during the year							0
Repaid during the year							0
Balance 31st March, 2002	5600	3637	0	(A) -189	0	0	9048
<b>Total: Loans for Shipping-</b>							
Balance 1st April, 2001	6185813	3637	94101	-189	25200	1763	6310325
Advanced during the year	0	0	0	0	0	0	0
Repaid during the year	3194448	0	0	0	0	0	3194448
Balance 31st March, 2002	2991365	3637	94101	-189	25200	-1763	3115877
Interest received and credited to revenue	442956						442956

(A) Detailed accounts are maintained by the Departmental Officers. Minus balance is under investigation by them.

Loans and Advances

## No. 48-1053-ACCOUNT of RECEIPTS from CIVIL AVIATION for the year ended 31st March, 2002

(In thousands of rupees)

	Union Government	U.T. Govt. Pondichery	STATE GOVERNMENTS							Item No.
			Andhra Pradesh	Arunachal Pradesh	Assam	Bihar	Chhattisgarh	NCT Delhi	Goa	
501-Services and Service Fees	12979						1496			1
800-Other Receipts	19109			9			305			2
900-Deduct-Refunds										3
<b>Total: Receipts from Civil Aviation</b>	<b>32088</b>	<b>0</b>	<b>0</b>	<b>9</b>	<b>0</b>	<b>0</b>	<b>1801</b>	<b>0</b>	<b>0</b>	<b>4</b>

## No. 48-1053-ACCOUNT of RECEIPTS from CIVIL AVIATION for the year ended 31st March, 2002-Contd.

(In thousands of rupees)

	Total brought forward	STATE GOVERNMENTS						Item No.
		Maharashtra	Manipur	Meghalaya	Mizoram	Nagaland	Orissa	
501-Services and Service Fees	14475						1176	1
800-Other Receipts	20539						602	2
900-Deduct-Refunds	-31							3
<b>Total: Receipts from Civil Aviation</b>	<b>34983</b>	<b>0</b>	<b>0</b>	<b>0</b>	<b>0</b>	<b>0</b>	<b>602</b>	<b>4</b>

## COMBINED FINANCE AND REVENUE ACCOUNTS OF THE UNION AND STATE GOVERNMENTS IN INDIA FOR THE YEAR 2001-02

## No. 48-1053-ACCOUNT of RECEIPTS from CIVIL AVIATION for the year ended 31st March, 2002-Contd.

(In thousands of rupees)

Item No.	STATE GOVERNMENTS								Total carried over
	Gujarat	Haryana	Himachal Pradesh	Jammu and Kashmir	Jharkhand	Karnataka	Kerala	Madhya Pradesh	
1									14475
2		126	1			989			20539
3						-31			-31
4	0	126	1	0	0	958	0	0	34983

## No. 48-1053-ACCOUNT of RECEIPTS from CIVIL AVIATION for the year ended 31st March, 2002-Concl'd.

(In thousands of rupees)

Item No.	STATE GOVERNMENTS								Total
	Punjab	Rajasthan	Sikkim	Tamil Nadu	Tripura	Uttar Pradesh	Uttaranchal	West Bengal	
1	6							5	15682
2	60					22175		60	50112
3									-31
4	66	0	0	0	0	22175	0	65	65743

Economic Services

## No. 48-A-3053-ACCOUNT of EXPENDITURE on CIVIL AVIATION for the year ended 31st March, 2002

	Union Government	U.T. Govt. Pondicherry	STATE GOVERNMENTS							Item No.
			Andhra Pradesh	Arunachal Pradesh	Assam	Bihar	Chhattisgarh	NCT Delhi	Goa	
(In thousands of rupees)										
<b>01- Air Services-</b>										
190-Assistance to Public Sector and Other Undertakings										1
800- Other Expenditure	140434									2
<b>Total: 01</b>	<b>140434</b>	<b>0</b>	<b>0</b>	<b>0</b>	<b>0</b>	<b>0</b>	<b>0</b>	<b>0</b>	<b>0</b>	<b>3</b>
<b>02-Air Ports-</b>										
102- Aerodromes							1366			4
190-Assistance to Public Sector and Other Undertakings										5
800- Other Expenditure										6
<b>Total: 02</b>	<b>0</b>	<b>0</b>	<b>0</b>	<b>0</b>	<b>0</b>	<b>0</b>	<b>1366</b>	<b>0</b>	<b>0</b>	<b>7</b>
<b>60-Other Aeronautical Services-</b>										
101-Communications										8
102-Navigation and Air Route Services							1495			9
103-Safety										10
104-Traffic Control										11
800- Other Expenditure										12
<b>Total: 60</b>	<b>0</b>	<b>0</b>	<b>0</b>	<b>0</b>	<b>0</b>	<b>0</b>	<b>1495</b>	<b>0</b>	<b>0</b>	<b>13</b>
<b>80- General-</b>										
001-Direction and Administration	87439			5986						14
003-Training and Education	4405		1700			13993				15
004-Research and Development	33222									16
101-Inspection	45736									17
102-Hawai Patti										18
283-Housing										19
796-Tribal Area Sub-Plan										20
798-International Co-operation	10871									21
800-Other Expenditure	1962406		4282							22
<b>Total: 80</b>	<b>2144079</b>	<b>0</b>	<b>5982</b>	<b>5986</b>	<b>0</b>	<b>13993</b>	<b>0</b>	<b>0</b>	<b>0</b>	<b>23</b>
<b>Total: Expenditure on Civil Aviation</b>	<b>2284513</b>	<b>0</b>	<b>5982</b>	<b>5986</b>	<b>0</b>	<b>15359</b>	<b>1495</b>	<b>0</b>	<b>0</b>	<b>24</b>
Charged										25
Voted	2284513	0	5982	5986	0	15359	1495	0	0	26

## COMBINED FINANCE AND REVENUE ACCOUNTS OF THE UNION AND STATE GOVERNMENTS IN INDIA FOR THE YEAR 2001-02

## No. 48-A-3053-ACCOUNT of EXPENDITURE on CIVIL AVIATION for the year ended 31st March, 2002-Contd.

Item No.	STATE GOVERNMENTS								Total carried over
	Gujarat	Haryana	Himachal Pradesh	Jammu and Kashmir	Jharkhand	Karnataka	Kerala	Madhya Pradesh	
1									0
2									140434
3	0	0	0	0	0	0	0	0	140434
4					194				1560
5									0
6									0
7	0	0	0	0	194	0	0	0	1560
8									0
9								1695	3190
10									0
11									0
12									0
13	0	0	0	0	0	0	0	1695	3190
14		5226	1052						99703
15		4085	73		959	3675		135	29025
16									33222
17									45736
18									0
19									0
20									0
21									10871
22			700						1967388
23	0	9311	1925	0	959	3675	0	135	2185945
24	0	9311	1825	0	1153	3675	0	1830	2331129
25									0
26	0	9311	1825	0	1153	3675	0	1830	2331129

## No. 48-A-3053-ACCOUNT of EXPENDITURE on CIVIL AVIATION for the year ended 31st March, 2002-Contd.

	Total brought forward	STATE GOVERNMENTS						Item No.
		Maharashtra	Manipur	Meghalaya	Mizoram	Nagaland	Orissa	
<b>01- Air Services-</b>								
190-Assistance to Public Sector and Other Undertakings	0							1
800- Other Expenditure	140434							2
<b>Total: 01</b>	<b>140434</b>	<b>0</b>	<b>0</b>	<b>0</b>	<b>0</b>	<b>0</b>	<b>0</b>	<b>3</b>
<b>02-Air Ports-</b>								
102- Aerodromes	1560	8292					1045	4
190-Assistance to Public Sector and Other Undertakings	0							5
800- Other Expenditure	0							6
<b>Total: 02</b>	<b>1560</b>	<b>8292</b>	<b>0</b>	<b>0</b>	<b>0</b>	<b>0</b>	<b>1045</b>	<b>7</b>
<b>60-Other Aeronautical Services-</b>								
101-Communications	0				12634		12869	8
102-Navigation and Air Route Services	3190							9
103-Safety	0							10
104-Traffic Control	0							11
800- Other Expenditure	0							12
<b>Total: 60</b>	<b>3190</b>	<b>0</b>	<b>0</b>	<b>0</b>	<b>12634</b>	<b>0</b>	<b>12869</b>	<b>13</b>
<b>80- General-</b>								
001-Direction and Administration	99703							14
003-Training and Education	29025						2753	15
004-Research and Development	33222							16
101-Inspection	45736						116	17
102-Hawai Patti	0							18
283-Housing	0							19
796-Tribal Area Sub-Plan	0							20
798-International Co-operation	10871							21
800-Other Expenditure	1967388							22
<b>Total: 80</b>	<b>2185945</b>	<b>0</b>	<b>0</b>	<b>0</b>	<b>0</b>	<b>0</b>	<b>2869</b>	<b>23</b>
<b>Total: Expenditure on Civil Aviation</b>	<b>2331129</b>	<b>8292</b>	<b>0</b>	<b>0</b>	<b>12634</b>	<b>0</b>	<b>16783</b>	<b>24</b>
Charged	0							25
voted	2331129	8292	0	0	12634	0	16783	26

## COMBINED FINANCE AND REVENUE ACCOUNTS OF THE UNION AND STATE GOVERNMENTS IN INDIA FOR THE YEAR 2001-02

## No. 48-A-3053-ACCOUNT of EXPENDITURE on CIVIL AVIATION for the year ended 31st March, 2002-Concl'd.

Item No.	STATE GOVERNMENTS								Total
	Punjab	Rajasthan	Sikkim	Tamil Nadu	Tripura	Uttaranchal	Uttar Pradesh	West Bengal	
1									0
2									140434
3	0	0	0	0	0	0	0	0	140434
4						145	297		11339
5									0
6									0
7	0	0	0	0	0	145	297	0	11339
8									25503
9									3190
10									0
11									0
12									0
13	0	0	0	0	0	0	0	0	28693
14	1680								101383
15	12349			(A) -180		1647	7782	3702	57078
16									33222
17									45852
18									0
19									0
20									0
21									10871
22	57424								2024812
23	71453	0	0	-180	0	1647	7782	3702	2273218
24	71453	0	0	-180	0	1792	8079	3702	2453684
25									0
26	71453	0	0	-180	0	1792	8079	3702	2453684

(A) The minus figure is under examination.

## No. 48-B-5053-ACCOUNT of CAPITAL OUTLAY on CIVIL AVIATION during and to the end of the year 2001-02

	(In thousands of rupees)	
	Expenditure	
	During the year	To end of the year
<b>UNION GOVERNMENT</b>		
<b>02-Air Ports-</b>		
001-Direction and Administration		
102-Aerodromes	140705	4421264
190-Investments in Public Sector and Other Undertakings	237032	2115557
800-Other Expenditure		664151
911-Deduct Recoveries of Over Payments		-1239
<b>60-Other Aeronautical Services-</b>		
800-Other Expenditure		1419254
<b>80-General-</b>		
003-Training and Education	7649	214107
004-Research and Development	11444	98993
052-Machinery and Equipment		2802
797-Transfers to/from Reserve Funds and Deposit Accounts		-4411
799-Suspense		-38754
800-Other Expenditure	16136	127970
<b>Total: Union Government</b>	<b>412966</b>	<b>9019694</b>
<b>STATE GOVERNMENTS</b>		
<b>ANDHRA PRADESH</b>		
<b>60-Other Aeronautical Services-</b>		
101-Communication		6900
<b>Total: Government of Andhra Pradesh</b>	<b>0</b>	<b>6900</b>
<b>ARUNACHAL PRADESH</b>		
<b>80-General-</b>		
800-Other Expenditure	20244	365741
<b>Total: Government of Arunachal Pradesh</b>	<b>20244</b>	<b>365741</b>
<b>BIHAR</b>		
<b>02-Air Ports-</b>		
102-Aerodromes		25703
<b>Total: Government of Bihar</b>	<b>0</b>	<b>25703</b>
<b>CHHATTISGARH</b>		
<b>02-Air Ports-</b>		
001-Director & Administration		
102-Aerodromes		
<b>60-Other Aeronautical Services-</b>		
052-Machinery and Equipment	168411	168411
102-Navigation and Air Route Services		
786-Tribal Area Sub-Plan		
<b>Total: Government of Chhattisgarh</b>	<b>168411</b>	<b>168411</b>



## No. 48-B-5053-ACCOUNT of CAPITAL OUTLAY on CIVIL AVIATION during and to the end of the year 2001-02 Contd.

	(In thousands of rupees)	
	During the year	To end of the year
<b>GUJARAT</b>		
<b>02-Air Ports-</b>		
102-Aerodromes		80689
<b>60-Other Aeronautical Services-</b>		
101-Communications	9456	107895
<b>80-General-</b>		
800-Other Expenditure		8187
<b>Total: Government of Gujarat</b>	<b>9456</b>	<b>196771</b>
<b>HARYANA</b>		
<b>60-Other Aeronautical Services-</b>		
052-Machinery and Equipment	76	24762
800-Other Expenditure	1500	42082
<b>Total: Government of Haryana</b>	<b>1576</b>	<b>66844</b>
<b>HIMACHAL PRADESH</b>		
<b>02-Air Ports-</b>		
102-Aerodromes	4154	202471
796-Tribal Area Sub-plan		1134
<b>80-General</b>		
796-Tribal Area Sub-Plan	5700	43377
800-Other Expenditure		286499
<b>Total: Government of Himachal Pradesh</b>	<b>9854</b>	<b>533481</b>
<b>JHARKHAND</b>		
<b>02- Air Ports</b>		
190-Investment in Public Sector and Other Undertakings		--
800- Other Expenditure		--
<b>80- General</b>		
800- Other Expenditure		--
<b>Total: Government of Jharkhand</b>	<b>0</b>	<b>0</b>
<b>KARNATAKA</b>		
<b>02- Air Ports</b>		
190-Investment in Public Sector and Other Undertakings	13000	26000
800- Other Expenditure		53159
<b>80- General</b>		
800- Other Expenditure		48175
<b>Total: Government of Karnataka</b>	<b>13000</b>	<b>127334</b>
<b>KERALA</b>		
<b>02- Air Ports</b>		
190- Investment in Public Sector and Other Undertakings	110000	509800
<b>Total: Government of Kerala</b>	<b>110000</b>	<b>509800</b>

## No. 48-B-5053-ACCOUNT of CAPITAL OUTLAY on CIVIL AVIATION during and to the end of the year 2001-02 Contd.

	(In thousands of rupees)	
	Expenditure	
	During the year	To end of the year
<b>MADHYA PRADESH</b>		
<b>01-Air Services-</b>		
800-Other Expenditure	70000	70000
<b>02-Air Ports-</b>		
001-Direction and Administration		2547
102-Aerodromes	6631	66446
<b>60-Other Aeronautical Services-</b>		
052-Machinery and Equipment		1
102-Navigation and Air Route Services		12257
796-Tribal Area Sub-plan		812
<b>Total: Government of Madhya Pradesh</b>	<b>76631</b>	<b>152063 (A)</b>
<b>MAHARASHTRA</b>		
<b>02-Air Ports-</b>		
102-Aerodromes		109014
800-Other Expenditure	(B) -991	227735
<b>Total: Government of Maharashtra</b>	<b>-991</b>	<b>336749</b>
<b>MEGHALAYA</b>		
<b>02-Air Ports-</b>		
102-Aerodromes		52100
<b>Total : Govt. of Meghalya</b>	<b>0</b>	<b>52100</b>
<b>MIZORAM</b>		
<b>60-Other Aeronautical Services-</b>		
001- Direction and Administration		6626
101- Communication		1001956
<b>Total:Government of Mizoram</b>	<b>0</b>	<b>1008582</b>
<b>ORISSA</b>		
<b>02-Air Ports-</b>		
102-Aerodromes	2002	21757
<b>60-Other Aeronautical Services-</b>		
052-Machinery and Equipment		7382
101-Communications		17737
800-Other Expenditure	7557	27346
<b>Total:Government of Orissa</b>	<b>9559</b>	<b>74222</b>

(A) Includes Rs.66995 thousands are yet to be allocated between M.P. and Chhattisgarh.

(B) Includes Rs. 12000 thousands spent out of advance from Contingency Fund during 2000-01 and recouped to the fund during 2001-02.

## COMBINED FINANCE AND REVENUE ACCOUNTS OF THE UNION AND STATE GOVERNMENTS IN INDIA FOR THE YEAR 2001-02

## No. 48-B-5053-ACCOUNT of CAPITAL OUTLAY on CIVIL AVIATION during and to the end of the year 2001-02 Concl'd.

	(In thousands of rupees)	
	Expenditure	
	During the year	To end of the year
<b>PUNJAB</b>		
<b>02-Air Ports-</b>		
102-Aerodromes	5939	142785
800- Other expenditure		1800
<b>80-General-</b>		
003-Training and Education		3423
800-Other Expenditure		143971
<b>Total: Government of Punjab</b>	<b>5939</b>	<b>291979</b>
<b>SIKKIM</b>		
<b>02-Air Ports-</b>		
102-Aerodromes	133019	133019
<b>Total: Government of Sikkim</b>	<b>133019</b>	<b>133019</b>
<b>UTTARANCHAL</b>		
<b>02-Air Ports-</b>		
102-Aerodromes		-
800- Other expenditure	46964	46964
<b>80-General-</b>		
003-Training and Education		-
<b>Total: Government of Uttaranchal</b>	<b>46964</b>	<b>46964</b>
<b>UTTAR PRADESH</b>		
<b>02-Air Ports-</b>		
102-Aerodromes		198404
800-Other Expenditure	48614	285698
<b>80-General-</b>		
003-Training and Education		16770
<b>Total: Government of Uttar Pradesh</b>	<b>48614</b>	<b>500872</b>
<b>Total: Capital Outlay on Civil Aviation</b>	<b>1065242</b>	<b>13617229</b>

(A) Rs.450732 thousands are yet to be allocated between U.P. and Uttaranchal.

**No. 48-C-7053-ACCOUNT of LOANS for CIVIL AVIATION showing the amounts ADVANCED and REPAID during the year ended 31st March, 2002 and the BALANCES of such LOANS at the commencement and at the end of the year 2001-02**

	Union Government	U.T. Govt. Pondichery	STATE GOVERNMENTS					Item No.
			Andhra Pradesh	Arunachal Pradesh	Assam	Bihar	Chhättisgarh	
(In thousands of rupees)								
<b>190-Loans to Public Sector and other Undertakings-</b>								
Balance 1st April, 2001	719343							1
Advanced During the year	165450							2
Repaid during the year	740543							3
Balance 31st March, 2002	144250	0	0	0	0	0	0	4
<b>800-Other Loans-</b>								
Balance 1st April, 2001			40000					5
Advanced During the year								6
Repaid during the year								7
Balance 31st March, 2002	0	0	40000	0	0	0	0	8
<b>Total: Loans for Civil Aviation-</b>								
Balance 1st April, 2001	719343	0	40000	0	0	0	0	9
Advanced During the year	165450	0	0	0	0	0	0	10
Repaid during the year	740543	0	0	0	0	0	0	11
Balance 31st March, 2002	144250	0	40000	0	0	0	0	12
Interest received and credited to revenue	301389							13

No. 46-C-7053-ACCOUNT of LOANS for CIVIL AVIATION showing the amounts ADVANCED and REPAYED during the year ended 31st March, 2002 and the BALANCES of such LOANS at the commencement and at the end of the year 2001-02-Contd.

Item No.	STATE GOVERNMENTS								Total carried over
	Gujarat	Haryana	Himachal Pradesh	Jammu and Kashmir	Jharkhand	Karnataka	Kerala	Madhya Pradesh	
1							1000	50	720393
2									165450
3									740543
4	0	0	0	0	0	0	1000	50	145300
5		87							40087
6									0
7									0
8	0	87	0	0	0	0	0	0	40087
9	0	87	0	0	0	0	1000	50	760480
10	0	0	0	0	0	0	0	0	165450
11	0	0	0	0	0	0	0	0	740543
12	0	87	0	0	0	0	1000	50	185387
13									301389

Loans and Advances

**No. 48-C-7053-ACCOUNT of LOANS for CIVIL AVIATION showing the amounts ADVANCED and REPAYED during the year ended 31st March, 2002 and the BALANCES of such LOANS at the commencement and at the end of the year 2001-02-Contd.**

	Total brought forward	(In thousands of rupees)						Item No.
		STATE GOVERNMENTS						
		Maharashtra	Manipur	Meghalaya	Mizoram	Nagaland	Orissa	
<b>190-Loans to Public Sector and other Undertakings-</b>								
Balance 1st April, 2001	720393							1
Advanced During the year	165450							2
Repaid during the year	740543							3
Balance 31st March, 2002	145300	0	0	0	0	0	0	4
<b>800-Other Loans-</b>								
Balance 1st April, 2001	40087							5
Advanced During the year	0							6
Repaid during the year	0							7
Balance 31st March, 2002	40087	0	0	0	0	0	0	8
<b>Total-Loans for Civil Aviation-</b>								
Balance 1st April, 2001	760480	0	0	0	0	0	0	9
Advanced During the year	165450	0	0	0	0	0	0	10
Repaid during the year	740543	0	0	0	0	0	0	11
Balance 31st March, 2002	185387	0	0	0	0	0	0	12
Interest received and credited to revenue	301389							13

**No. 48-C-7053-ACCOUNT of LOANS for CIVIL AVIATION showing the amounts ADVANCED and REPAYED during the year ended 31st March, 2002 and the BALANCES of such LOANS at the commencement and at the end of the year 2001-02-Conclid.**

Item No.	STATE GOVERNMENTS								Total
	Punjab	Rajasthan	Sikkim	Tamil Nadu	Tripura	Uttar Pradesh	Uttaranchal	West Bengal	
1									720393
2									165450
3									740543
4	0	0	0	0	0	0	0	0	145300
5				-296					39791
6									0
7				-440					-440
8	0	0	0	144	0	0	0	0	40231
9	0	0	0	-296	0	0	0	0	760184
10	0	0	0	0	0	0	0	0	165450
11	0	0	0	-440	0	0	0	0	740103
12	0	0	0	144	0	0	0	0	185531
13									301389

Loans and Advances

## No. 49-1054-ACCOUNT of RECEIPTS from ROADS AND BRIDGES for the year ended 31st March, 2001-02

(In thousands of rupees)

	Union Government	U.T. Govt. Pondicherry	STATE GOVERNMENTS							Item No.
			Andhra Pradesh	Arunachal Pradesh	Assam	Bihar	Chhattisgarh	NCT Delhi	Goa	
011-Rent										1
101-National High Ways Permanent Bridges	816074		372864		8			4		2
102-Tolls on Roads					170	4241	23054		98	3
800-Other Receipts	177510	9725	10395		32705	36280	210		33035	4
900-Deduct-Refunds									1	5
<b>Total: Receipts from Roads and Bridges</b>	<b>993584</b>	<b>9725</b>	<b>383259</b>	<b>0</b>	<b>32883</b>	<b>40521</b>	<b>23268</b>	<b>0</b>	<b>33132</b>	<b>6</b>

## No. 49-1054-ACCOUNT of RECEIPTS from ROADS AND BRIDGES for the year ended 31st March, 2001-02-Contd.

(In thousands of rupees)

	Total brought forward	STATE GOVERNMENTS						Item No.
		Maharashtra	Manipur	Meghalaya	Mizoram	Nagaland	Orissa	
011-Rent	0							1
101-National High Ways Permanent Bridges	1212704							2
102-Tolls on Roads	99363	1233		87			5979	3
800-Other Receipts	698751	4104	18	665	2718	1059	124245	4
900-Deduct-Refunds	-886							5
<b>Total: Receipts from Roads and Bridges</b>	<b>2009932</b>	<b>5337</b>	<b>18</b>	<b>752</b>	<b>2718</b>	<b>1059</b>	<b>130224</b>	<b>6</b>



## No. 49-1054-ACCOUNT of RECEIPTS from ROADS AND BRIDGES for the year ended 31st March, 2001-02-Contd.

Item No.	STATE GOVERNMENTS								Total carried over
	Gujarat	Haryana	Himachal Pradesh	Jammu and Kashmir	Jharkhand	Karnataka	Kerala	Madhya Pradesh	
1									0
2					23754				1212704
3	13473		931		971	2213	18664	35548	99363
4	47844	8302	794	486	26632	190717	123684	432	698751
5							-885		-886
6	61317	8302	1725	486	51357	192930	141463	35980	2009932

## No. 49-1054-ACCOUNT of RECEIPTS from ROADS AND BRIDGES for the year ended 31st March, 2001-02-Concl'd.

Item No.	STATE GOVERNMENTS								Total
	Punjab	Rajasthan	Sikkim	Tamil Nadu	Tripura	Uttaranchal	Uttar Pradesh	West Bengal	
1									0
2									1212704
3		21847		137		11542	91904	80497	312589
4	910	6002		255401		416	70749	123696	1288734
5									-886
6	910	27849	0	255538	0	11958	162653	204193	2813141

## No. 49-A-3054-ACCOUNT of EXPENDITURE on ROADS AND BRIDGES for the year ended 31st March 2002

(In thousands of rupees)

	Union Government	U.T. Govt. Pondichery	STATE GOVERNMENTS							Item No.
			Andhra Pradesh	Arunachal Pradesh	Assam	Bihar	Chhattisgarh	NCT Delhi	Goa	
01-National Highways-										
001-Direction and Administration										1
004-Research and Development										2
052-Machinery and Equipment	5184									3
101-National Highways Permanent Bridges	3759								160	4
104-National Highways Urban Links			571							5
337-Road Works	6884665						12195			6
799-Suspense										7
800-Other Expenditure					138259					8
<b>Total: 01</b>	<b>6893608</b>	<b>0</b>	<b>571</b>	<b>0</b>	<b>138259</b>	<b>0</b>	<b>12195</b>	<b>0</b>	<b>160</b>	<b>9</b>
02-Strategic and Border Roads-										
052-Machinery and Equipment										10
102-Bridges										11
337-Road Works	561235				33415					12
796-Tribal Area Sub-Plan										13
799-Suspense										14
800-Other Expenditure	214663									15
<b>Total: 02</b>	<b>775898</b>	<b>0</b>	<b>0</b>	<b>0</b>	<b>33415</b>	<b>0</b>	<b>0</b>	<b>0</b>	<b>0</b>	<b>16</b>
03-State Highways-										
052-Machinery and Equipment						9174				17
102-Bridges	300								1674	18
103-Maintenance and Repairs										19
337-Road Works	350	5848	681622		699639	367876	390310		5600	20
796-Tribal Area Sub-Plan										21
797-Transfer to/from Reserve Fund and Deposit Account										22
799-Suspense						-18704				23
800-Other Expenditure										24
<b>Total: 03</b>	<b>650</b>	<b>5848</b>	<b>681622</b>	<b>0</b>	<b>699639</b>	<b>358346</b>	<b>390310</b>	<b>0</b>	<b>7274</b>	<b>25</b>
04-District and Other Roads-										
001-Direction and Administration	13054									26
010-Minimum Needs Programme										27
102-Bridge Works										28
105-Maintenance & Repairs										29
191-Assistance to Local Bodies, and Corporation etc.	350700									30
337-Road Works	25125583	18464		19551			642952	149967		31
789-Special Component Plan Fund Deposit Accounts										32
796-Tribal Area Sub-Plan	1500									33
797-Transfer to/from Reserve Fund and Deposit Account			513766							34
798-International Co-operatives	430									35
800-Other Expenditure	24399	73357	3189856	211694	2739			1211205	177725	36
902-Deduct Amount met from Central Road Fund										37
911-Deduct Recoveries of Overpayment		-1								38
<b>Total: 04</b>	<b>25515666</b>	<b>91820</b>	<b>3703622</b>	<b>231245</b>	<b>2739</b>	<b>0</b>	<b>642952</b>	<b>1361172</b>	<b>177725</b>	<b>39</b>

## COMBINED FINANCE AND REVENUE ACCOUNTS OF THE UNION AND STATE GOVERNMENT IN INDIA FOR THE YEAR 2001-02

## No. 49-A-3054-ACCOUNT of EXPENDITURE on ROADS AND BRIDGES for the year ended 31st March 2002-Contd.

Item No.	STATE GOVERNMENTS								Total carried over
	Gujarat	Haryana	Himachal Pradesh	Jammu and Kashmir	Jharkhand	Karnataka	Kerala	Madhya Pradesh	
1						124581	158792		283373
2									0
3						11271			16455
4									3919
5							17		588
6								10212	690702
7						-7477			-7477
8						94	2156		140509
9	0	0	0	0	0	128469	160965	10212	7344439
10									0
11									0
12									594650
13			25509						25509
14									0
15									214663
16	0	0	25509	0	0	0	0	0	834822
17					15164				24338
18						28105			30079
19			352111						352111
20		158534	5		565600	1355277		463169	4693830
21									0
22									0
23					29067				10363
24									0
25	0	158534	352116	0	609831	1383382	0	463169	5110721
26									13054
27									0
28									0
29			1400273						1400273
30									350700
31	570247	398625	3830	301708		695098		1148571	29074596
32									0
33	80935		4184						86619
34									513766
35									430
36	10837		202			100724			5002738
37		-3614							-3614
38									-1
39	662019	395011	1408489	301708	0	795822	0	1148571	36438561

## No. 49-A-3054-ACCOUNT of EXPENDITURE on ROADS AND BRIDGES for the year ended 31st March 2001-02-Contd.

(In thousands of rupees)

	Total brought forward	STATE GOVERNMENTS						Item No
		Maharashtra	Manipur	Meghalaya	Mizoram	Nagaland	Orissa	
<b>01-National Highways-</b>								
001-Direction and Administration	283373							1
004-Research and Development	0							2
052-Machinery and Equipment	16455							3
101-National Highways Permanent Bridges	3919							4
104-National Highways Urban Links	588						2679	5
337-Road Works	6907072		35276					6
799-Suspense	7477						81597	7
800-Other Expenditure	140509							8
<b>Total: 01</b>	<b>7344439</b>	<b>0</b>	<b>35276</b>	<b>0</b>	<b>0</b>	<b>0</b>	<b>84276</b>	<b>9</b>
<b>02-Strategic and Border Roads-</b>								
052-Machinery and Equipment	0							10
102-Bridges	0							11
337-Road Works	594650							12
796-Tribal Area Sub-Plan	25509							13
799-Suspense	0							14
800-Other Expenditure	214663							15
<b>Total: 02</b>	<b>834822</b>	<b>0</b>	<b>0</b>	<b>0</b>	<b>0</b>	<b>0</b>	<b>0</b>	<b>16</b>
<b>03-State Highways-</b>								
052-Machinery and Equipment	24338							17
102-Bridges	30079	3986	1854					18
103-Maintenance and Repairs	352111							19
337-Road Works	4693830		12510		50661		238775	20
796-Tribal Area Sub-Plan	0							21
797-Transfer to/from Reserve Fund and Deposit Account	0							22
799-Suspense	10363							23
800-Other Expenditure	0					1329		24
<b>Total: 03</b>	<b>5110721</b>	<b>3986</b>	<b>14364</b>	<b>0</b>	<b>50661</b>	<b>1329</b>	<b>238775</b>	<b>25</b>
<b>04-District and Other Roads-</b>								
001-Direction and Administration	13054			360603				26
010-Minimum Needs Programme	0	452582						27
102-Bridge Works	0		33480					28
105-Maintenance & Repairs	1400273							29
191-Assistance to Local Bodies and Corporation etc.	350700							30
337-Road Works	29074596		19629				971894	31
789-Special Component Plan	0							32
796-Tribal Area Sub-Plan	86619							33
797-Transfer to/from Reserve Fund and Deposit Account	513766							34
798-International Co-operatives	430							35
800-Other Expenditure	5002738	451915		846	121315	4576		36
902-Deduct Amount met from Central Road Fund	-3614							37
911-Deduct Recoveries of Overpayment	-1							38
<b>Total: 04</b>	<b>36438561</b>	<b>667</b>	<b>53109</b>	<b>361449</b>	<b>121315</b>	<b>4576</b>	<b>971894</b>	<b>39</b>

## No. 49-A-3054-ACCOUNT of EXPENDITURE on ROADS AND BRIDGES for the year ended 31st March 2002-Contd.

(In thousands of rupees)

Item No.	STATE GOVERNMENTS								Total
	Punjab	Rajasthan	Sikkim	Tamil Nadu	Tripura	Uttaranchal	Uttar Pradesh	West Bengal	
1				136623					419996
2									0
3									16455
4									3919
5									3267
6								711	6943059
7									74120
8				6963	142				147614
9	0	0	0	143586	142	0	0	711	7608430
10									0
11									0
12		228094						1941	824685
13									25509
14									0
15									214663
16	0	228094	0	0	0	0	0	1941	1064857
17				74125					98463
18				132295					168214
19									352111
20	288527	293280				-8186		407824	5977221
21									0
22									0
23									10363
24	198			8647				249	10423
25	288725	293280	0	215067	0	-8186	0	408073	6616795
26									373657
27									452582
28									33480
29									1400273
30									350700
31			94341	1032848		439764	2649104		34282176
32				760					760
33									86619
34									513766
35									430
36	232222	388567		9822	249641		58017	574015	6189844
37									-3614
38									-1
39	232222	388567	94341	1043430	249641	439764	2707121	574015	43680672

## No. 49-A-3054-ACCOUNT OF EXPENDITURE ON ROADS AND BRIDGES for the year ended 31st March 2002-Contd.

(in thousands of rupees)

	Union Government	U.T. Govt. Pondichery	STATE GOVERNMENTS							Item No.
			Andhra Pradesh	Arunachal Pradesh	Assam	Bihar	Chhattisgarh	NCT Delhi	Goa	
<b>05-Roads of Inter State or Economic Importance-</b>										
052-Machinery and Equipment										1
102-Bridges										2
337-Road Works										3
796-Tribal Area Sub-Plan										4
797-Transfers to/from Reserve Funds and Deposit Accounts										5
799-Suspense										6
800-Other Expenditure	50									7
902-Deduct amount met from Central Road Fund										8
<b>Total: 05</b>	<b>50</b>	<b>0</b>	<b>0</b>	<b>0</b>	<b>0</b>	<b>0</b>	<b>0</b>	<b>0</b>	<b>0</b>	<b>9</b>
<b>06-Central Road Funds-</b>										
800-Other Expenditure										10
<b>Total:06</b>	<b>0</b>	<b>0</b>	<b>0</b>	<b>0</b>	<b>0</b>	<b>0</b>	<b>0</b>	<b>0</b>	<b>0</b>	<b>11</b>
<b>80-General-</b>										
001-Direction and Administration	7116	43096	336946	40898	763214	901960	231499		3341	12
003-Training					675					13
004-Research and Development	13753									14
052-Machinery and Equipment	964	3098	25417		23382		15650		5236	15
107-Railway Safety Works	3000000						16598			16
137-Direction										17
190-Assistance to Public Sector and Other Undertakings										18
191-Assistance to Local Bodies Corporations etc.	32500									19
792-Irrecoverable loans written off										20
796-Tribal Area Sub-Plan										21
797-Transfers to/from Reserve Fund and Deposit Accounts	57540000									22
799-Suspense	1889		-4091		-6637				1736	23
800-Other Expenditure	1024	1495	833		99402		125		22905	24
902-Deduct-Amount met from National Highways Permanent Bridges Fee fund	-25000000									25
909-Deduct-Amount met from National Reserved Fund										26
911-Deduct-Recovery of Overpayments										27
<b>Total: 80</b>	<b>35597246</b>	<b>47689</b>	<b>359105</b>	<b>40898</b>	<b>880036</b>	<b>901960</b>	<b>263872</b>	<b>0</b>	<b>33218</b>	<b>28</b>
<b>Total: Expenditure on Roads and Bridges</b>	<b>68783118</b>	<b>145357</b>	<b>4744920</b>	<b>272143</b>	<b>1754088</b>	<b>1260306</b>	<b>1309329</b>	<b>1361172</b>	<b>218377</b>	<b>29</b>
Charged		324	14				125			30
Voted	68783118	145033	4744906	272143	1754088	1260306	1309204	1361172	218377	31

## COMBINED FINANCE AND REVENUE ACCOUNTS OF THE UNION AND STATE GOVERNMENT IN INDIA FOR THE YEAR 2001-02

## No. 49-A-3054-ACCOUNT of EXPENDITURE on ROADS AND BRIDGES for the year ended 31st March 2002-Contd.

Item No.	STATE GOVERNMENTS								Total carried over
	Gujarat	Haryana	Himachal Pradesh	Jammu and Kashmir	Jharkhand	Karnataka	Kerala	Madhya Pradesh	
1									0
2							37404		37404
3							2173	14743	16916
4			65573						65573
5									0
6									0
7							1865		1915
8							-5182		-5182
9	0	0	65573	0	0	0	36260	14743	116626
10									0
11	0	0	0	0	0	0	0	0	0
12	1106219	656063	654679		323198	19763	84181	689706	5861879
13									675
14						165	160631		174549
15	23149	2639				571	(A) -19513	52479	133072
16	90					6488	1654	58691	3083521
17									0
18									0
19						1185621	218501		1436622
20									0
21	44109		2897		12510				59516
22	128463	209400				119600			57997463
23	-4723			15628			30178		33980
24	2375989		22			52	1658179	13177	4173203
25									-25000000
26									0
27									0
28	3673296	868102	657598	15628	335708	1332260	2133811	814053	47954480
29	4335315	1421647	2509285	317336	945539	3639933	2331036	2450748	97799649
30	2080						38	13177	15758
31	4333235	1421647	2509285	317336	945539	3639933	2330998	2437571	97783891

(A) Minus expenditure is due to credit on account of transfer of tools and Plant charges on percentage basis to other heads of account being more than the debit during the year. Economic Services

## No. 49-A-3054-ACCOUNT of EXPENDITURE on ROADS AND BRIDGES for the year ended 31st March 2002-Contd.

(In thousands of rupees)

	Total brought forward	STATE GOVERNMENTS						Item No.
		Maharashtra	Manipur	Meghalaya	Mizoram	Nagaland	Orissa	
<b>05-Roads of Inter State or Economic Importance-</b>								
052-Machinery and Equipment	0							1
102-Bridges	37404							2
337-Road Works	16916	2940						3
796-Tribal Area Sub Plan	65573							4
797-Transfers to/from Reserve Funds and Deposit Accounts	0							5
799-Suspense	0							6
800-Other Expenditure	1915							7
902-Deduct amount met from Central Road Fund	-5182							8
<b>Total: 05</b>	<b>116626</b>	<b>2940</b>	<b>0</b>	<b>0</b>	<b>0</b>	<b>0</b>	<b>0</b>	<b>9</b>
<b>06-Central Road Funds-</b>								
800-Other Expenditure	0					12600		10
<b>Total: 06</b>	<b>0</b>	<b>0</b>	<b>0</b>	<b>0</b>	<b>0</b>	<b>12600</b>	<b>0</b>	<b>11</b>
<b>80-General-</b>								
001-Direction and Administration	5861879	333094	159161		150762	3466		12
003-Training	675							13
004-Research and Development	174549	145			658			14
052-Machinery and Equipment	133072	32016	3326		6095			15
107-Railway Safety Works	3083521	2497						16
137-Direction	0							17
190-Assistance to Public Sector and Other Undertakings	0	250000						18
191-Assistance to Local Bodies Corporations etc.	1436622							19
792-Irrecoverable loans written off	0							20
796-Tribal Area Sub-Plan	59516							21
797-Transfers to/from Reserve Fund and Deposit Account	57997463	93220						22
799-Suspense	33980		28316					23
800-Other Expenditure	4173203	313	392				6830	24
902-Deduct-Amount met from National Highways Permanent Bridges Fee fund	-25000000							25
909-Deduct-Amount met from National Reserved Fund	0							26
911-Deduct-Recovery of Overpayments	0							27
<b>Total: 80</b>	<b>47954480</b>	<b>711285</b>	<b>191195</b>	<b>0</b>	<b>157515</b>	<b>3466</b>	<b>6830</b>	<b>28</b>
<b>Total: Expenditure on Roads and Bridges</b>	<b>97799649</b>	<b>718878</b>	<b>293944</b>	<b>361449</b>	<b>329491</b>	<b>21971</b>	<b>1301775</b>	<b>29</b>
<b>Charged</b>	<b>15758</b>	<b>45339</b>						<b>30</b>
<b>Voted</b>	<b>97783891</b>	<b>673539</b>	<b>293944</b>	<b>361449</b>	<b>329491</b>	<b>21971</b>	<b>1301775</b>	<b>31</b>



No. 49-A-3054-ACCOUNT of EXPENDITURE on ROADS AND BRIDGES for the year ended 31st March 2002-Concid.

(In thousands of rupees)

Item No.	STATE GOVERNMENTS								Total
	Punjab	Rajasthan	Sikkim	Tamil Nadu	Tripura	Uttaranchal	Uttar Pradesh	West Bengal	
1									0
2									37404
3				9754					29610
4									65573
5									0
6									0
7									1915
8									-5182
9	0	0	0	9754	0	0	0	0	129320
10									12600
11	0	0	0	0	0	0	0	0	12600
12	450099	470148	52974	251239				733562	8466384
13									675
14			622	89556					265530
15	-5924	29029	11300		10571			1526	221011
16								34405	3120423
17									0
18									250000
19									1436622
20									0
21									59516
22	102700	505400		454831			2653800	1637	61809051
23	3613		-5781	15348					75476
24		269		439150			4286	842865	5467308
25				-30800					-25030800
26									0
27			-3			-229			-232
28	550488	1004846	59112	1219324	10571	-229	2658086	1613995	56140964
29	1071435	1914787	153453	2631161	260354	431349	5365207	2598735	115253638
30		1242		575				249	63163
31	1071435	1913545	153453	2630586	260354	431349	5365207	2598486	115190475

## No. 49-B-5054-ACCOUNT of CAPITAL OUTLAY on ROADS AND BRIDGES during and to the end of the year 2001-02

(In thousands of rupees)

	Expenditure	
	During the year	To end of the year
<b>UNION GOVERNMENT</b>		
<b>01-National Highways-</b>		
052-Machinery and Equipment	10484	386735
101-Permanent Bridges	203660	3769742
190-Investment in Public Sector and other Undertakings	21000000	54830000
337-Road Works	25055445	130253119
800-Other Expenditure	-203660	23342432
902-Deduct amount met from National Highway Permanent Bridge & Fee Fund	-21000000	-3843718
903-Deduct - Amount met from Central Road Fund	--	-39000000
<b>02-Strategic and Border Roads-</b>		
052-Machinery and Equipments	--	140467
101-Bridges	--	73975
337-Road Works	3721855	34947041
800-Other Expenditure	--	3944953
<b>03-State Highways-</b>		
101-Bridges	12004	1015730
337-Road Works	129981	--
800-Other Expenditure	--	111566
<b>04-District and Other Roads-</b>		
101-Bridges	12505	103961
337-Road Works	178478	1241233
800-Other Expenditure	196811	2141717
<b>80-General-</b>		
001-Direction and Administration	2745	108635
190-Investment in Public Sector and other Undertakings	--	2000000
796-Tribal Area Sub-Plan	12473	223139
797-Transfers to/from Reserve Funds and Deposit Accounts	--	-360818
799-Suspense	--	423
800-Other Expenditure	4013	837227
<b>Total: Union Government</b>	<b>29336794</b>	<b>216267569</b>
Charged	--	--
Voted	29336794	216267569
<b>UNION TERRITORY PONDICHERRY</b>		
<b>01-National Highways-</b>		
800-Other Expenditure	--	1110
<b>03-State Highways-</b>		
337-Road works	5180	47519
<b>04-District and Other Roads-</b>		
800-Other Expenditure	109431	644523
901-Deduct - Receipts and Recoveries on Capital Account	-1	-1
<b>80-General-</b>		
001-Direction and Administration	--	5603
800-Other Expenditure	--	3729
<b>Total: Union Territory Pondicherry</b>	<b>114610</b>	<b>702483</b>

## No. 49-B-5054-ACCOUNT of CAPITAL OUTLAY on ROADS AND BRIDGES during and to the end of the year 2001-02-Contd.

	(In thousands of rupees)	
	During the year	To end of the year
<b>STATE GOVERNMENTS</b>		
<b>ANDHRA PRADESH</b>		
<b>03-State Highways-</b>		
101-Bridges	32979	784419
337-Road Works	314597	3410523
<b>04-District and other Roads-</b>		
796-Tribal Area Sub-Plan	--	228400
797-Transfer to/from Reserve Fund and Deposit Account	--	--
800-Other Expenditure	7539020	25512215
902-Deduct-Amount met from Central Reserve Fund	-440529	-680496
<b>80-General-</b>		
052-Machinery and Equipment	--	--
001-Direction and Administration	164118	922318
190-Investment in Public Sector and other Undertakings	--	10000
800-Other Expenditure	-25576	9024010
902-Deduct - Amount met from Reserve Fund and Deposit Account	--	-58444
		(A)
<b>Total: Government of Andhra Pradesh</b>	<b>7584609</b>	<b>39152945</b>
Charged	--	--
Voted	7584609	39152945
<b>ARUNACHAL PRADESH</b>		
<b>04-District and Other Roads-</b>		
800-Other Expenditure	944284	12331364
<b>Total: Government of Arunachal Pradesh</b>	<b>944284</b>	<b>12331364</b>
<b>ASSAM</b>		
<b>01-National Highways-</b>		
001-Direction and Administration	--	50577
337-Road Works	--	603
800-Other Expenditure	--	102
<b>02-Strategic Border Road-</b>		
337-Road Works	87267	1207997
800-Other Expenditure	--	9851
<b>03-State Highways-</b>		
052-Machinery and Equipment	--	394160
101-Bridges	10979	364958
337-Road Works	291643	5409242
799-Suspense	--	--
800-Other Expenditure	266090	1439918

(A) Includes Rs.31211 thousand being the expenditure incurred upto 31st October 1956 in Ex-Hyderabad State.

## No. 49-B-5054-ACCOUNT of CAPITAL OUTLAY on ROADS AND BRIDGES during and to the end of the year 2001-02-Contd.

	(In thousands of rupees)	
	Expenditure	
	During the year	To end of the year
<b>ASSAM</b>		
<b>04-District and Other Roads-</b>		
010-Other Minimum need Programme	836085	2953709
052-Machinery and Equipment		
337-Road Works	3442	6647
796-Tribal Area Sub-plan	731	72265
800-Other Expenditure	216	3746829
<b>80-General-</b>		
001-Direction and Administration		9649
796-Tribal Area Sub-plan		8892
800-Other Expenditure		19
<b>Total: Government of Assam</b>	<b>1496453</b>	<b>15675418</b>
<b>BIHAR</b>		
<b>03-State Highways-</b>		
052-Machinery and Equipment		184794
101-Bridges	117690	4874278
337-Road works	217610	8095764
796-Tribal Area Sub-Plan		119332
799-Suspense	-1278	15616
800-Other Expenditure		1636
<b>04-District and Other Roads-</b>		
800-Other Expenditure		5253
<b>05-Roads of Inter State Economic Importance-</b>		
101-Bridges		7150
337-Road Work		12176
<b>80-General-</b>		
003-Training		39
004-Research		910
800-Other Expenditure		5111
<b>Total: Government of Bihar</b>	<b>334022</b>	<b>13322059</b>

## COMBINED FINANCE AND REVENUE ACCOUNTS OF THE UNION AND STATE GOVERNMENTS IN INDIA FOR THE YEAR 2001-02

## No. 49-B-5054-ACCOUNT of CAPITAL OUTLAY on ROADS AND BRIDGES during and to the end of the year 2001-02-Contd.

(In thousands of rupees)

	Expenditure	
	During the year	To end of the year
<b>CHHATTISGARH</b>		
<b>03-State Highways-</b>		
001-Direction and Administration		
052-Machinery and Equipment		
101-Bridges	62287	147399
337-Road works	326477	334685
794-Special Central Assistance for Tribal Sub-Plan		
796-Tribal Area Sub-Plan	83205	417376
<b>04-District and Other Roads-</b>		
337-Road works		909
789-Special Component Plan for Scheduled Castes	16361	28646
794-Special Central Assistance for Tribal Sub-Plan		
796-Tribal Area Sub-Plan	320602	413391
800-Other Expenditure	33823	63109
<b>80-General-</b>		
796-Tribal Area Sub-Plan		
797-Transfer to/from Reserve Funds of Deposit Accounts		
800-Other Expenditure		
<b>Total : Government of Chhattisgarh</b>	<b>842755</b>	<b>1405515</b>
<b>NCT DELHI</b>		
<b>04-District and Other Roads-</b>		
800-Other Expenditure	1594113	11555999
<b>Total: Government of NCT Delhi</b>	<b>1594113</b>	<b>11555999</b>
Charged		385
Voted	1594113	11555614
<b>GOA</b>		
<b>03-State Highways-</b>		
101-Bridges	27081	594885
<b>04-District and Other Roads-</b>		
101-Bridges	360552	2405095
911-Deduct-Recovery of Overdraft Payment	-1565	-1565
<b>05-Roads of Inter-State or Economic Importance-</b>		
052-Machinery and Equipments	3102	26942
337-Road Works	38860	97626
800-Other Expenditure		
<b>80-General-</b>		
001-Direction and Administration	26887	174823
<b>Total: Government of Goa</b>	<b>454917</b>	<b>3297806</b>
Charged		
Voted	454917	3297806

## No. 49-B-5054-ACCOUNT of CAPITAL OUTLAY on ROADS AND BRIDGES during and to the end of the year 2001-02-Contd.

	(In thousands of rupees)	
	Expenditure	
	During the year	To end of the year
<b>GUJARAT</b>		
<b>01-National Highway</b>		
190-Investment in Public Sector and other Undertakings	--	109721
337-Road Works	509689	2294569
<b>02-Strategic and Border Roads-</b>		
800-Other Expenditure	--	15759
<b>03-State Highways-</b>		
101-Bridges	65407	2126763
190-Investment in Public Sector and other Undertakings	10000	263600
337-Road Works	1744625	11245396
796-Tribal Area Sub-Plan	32718	1808745
800-Other Expenditure	171	171
<b>04-District and Other Roads-</b>		
796-Tribal Area Sub-Plan	5348	--
800-Other Expenditure	7856	3449843
<b>80-General-</b>		
797-Transfers to/from Reserve Funds and Deposit Accounts	-130000	-2438931
800-Other Expenditure	15125	232982
<b>Total: Government of Gujarat</b>	<b>2260939</b>	<b>19108618</b>
Charged	--	--
Voted	2260939	19108618
<b>HARYANA</b>		
<b>03-State Highways-</b>		
052-Machinery and Equipment	--	29860
101-Bridges	315	495714
337-Road works	1039297	1831604
<b>04-District and Other Roads-</b>		
101-Bridges	916827	1537210
337-Road Works	547463	3381222
<b>80-General-</b>		
001-Direction and Administration	--	70583
800-Other Expenditure	--	435859
<b>Total: Government of Haryana</b>	<b>2503902</b>	<b>7782052</b>
Charged	--	--
Voted	2503902	7782052
<b>HIMACHAL PRADESH</b>		
<b>02-Strategic and Border Roads-</b>		
052-Machinery and Equipment	--	8873
337-Road Works	--	1505503
796-Tribal Area Sub-Plan	--	220950

## COMBINED FINANCE AND REVENUE ACCOUNTS OF THE UNION AND STATE GOVERNMENTS IN INDIA FOR THE YEAR 2001-02

No. 49-B-5054-ACCOUNT of CAPITAL OUTLAY on ROADS AND BRIDGES during and to the end of the year 2001-02-Contd.  
(In thousands of rupees)

	Expenditure	
	During the year	To end of the year
<b>HIMACHAL PRADESH</b>		
<b>03-State Highways-</b>		
052-Machinery and Equipment	3215	3215
101-Bridges	24911	24911
337-Road Works	714207	3318763
796-Tribal Area Sub-Plan	15924	169149
799-Suspense	363	363
800-Other Expenditure		1522938
<b>04-District and other Roads-</b>		
101-Bridges	-325	-325
337-Road Works	99396	99396
796-Tribal Area Sub-Plan	242849	1596954
800-Other Expenditure	137533	4708943
<b>05-Roads for Inter-State or Economic importance-</b>		
052-Machinery and Equipment		16722
<b>80-General-</b>		
001-Direction and Administration	-163	3314819
052-Machinery and Equipment	23000	474789
190-Investment in Public Sector and Other Undertakings		250000
796-Tribal Area Sub-Plan	52895	470514
799-Suspense	-1	-15970
800-Other Expenditure	1200	294821
901-Deduct Receipt and Recoveries on Capital Account		-102375
<b>Total: Government of Himachal Pradesh</b>	<b>1315004</b>	<b>17962953</b>
Charged		
Voted	1315004	17962953
<b>JAMMU AND KASHMIR</b>		
<b>03-State Highways-</b>		
337-Road Works		1152994
799-Suspense		508
<b>04-District and Other Roads-</b>		
800-Other Expenditure	1917764	12767377
<b>Total: Government of Jammu and Kashmir</b>	<b>1917764</b>	<b>13920879</b>
<b>JHARKHAND</b>		
<b>03-State Highways-</b>		
101-Bridges	224246	255300
337-Road Works	268989	341325
796-Tribal Area Sub-Plan	567957	632478
<b>Total: Government of Jharkhand</b>	<b>1061192</b>	<b>1229103</b>

## No. 49-B-5054-ACCOUNT of CAPITAL OUTLAY on ROADS AND BRIDGES during and to the end of the year 2001-02-Contd.

	(In thousands of rupees)	
	Expenditure	
	During the year	To end of the year
<b>KARNATAKA</b>		
<b>01-National Highways-</b>		
101-Bridges		29978
337-Road Works		132781
<b>03-State Highways-</b>		
101-Bridges	1318	266218
337-Road Works	470252	5345628
<b>04-District and other Roads-</b>		
101-Bridges		50469
190-Investments in Public Sector and other Undertakings		--
337-Road Works	8663	185642
796-Tribal Area Sub-plan		11619
800-Other Expenditure	1590913	7091039
<b>05-Roads-</b>		
101-Bridges	42528	304201
337-Road Works	93155	933891
<b>80-General-</b>		
001-Direction and Administration		591497
190-Investment in Public Sector and Other Undertakings	373694	600454
<b>Total: Government of Karnataka</b>	<b>2580523</b>	<b>15543417</b>
<b>KERALA</b>		
<b>01-National Highways-</b>		
052-Machinery and Equipment	34994	34994
101-Bridges	137	4981
337-Road Works	19199	19198
800-Other Expenditure		120
<b>03-State Highways-</b>		
052-Machinery and Equipment		188514
101-Bridges	2743	481400
337-Road works	95811	1370353
<b>04-District and other Roads-</b>		
800-Other Expenditure	1396890	10805560
<b>05-Roads-</b>		
337-Road Works		78608
<b>80-General-</b>		
001-Direction and Administration	303140	2804856
004-Research		811
052-Machinery and Equipment	21311	21311
190-Investment in Public Sector and Other Undertakings	11250	68750
800-Other Expenditure	112310	1703691
<b>Total: Government of Kerala</b>	<b>1997785</b>	<b>17583147</b>
Charged	2279	
Voted	1995506	17583147



## COMBINED FINANCE AND REVENUE ACCOUNTS OF THE UNION AND STATE GOVERNMENTS IN INDIA FOR THE YEAR 2001-02

## No. 49-B-5054-ACCOUNT of CAPITAL OUTLAY on ROADS AND BRIDGES during and to the end of the year 2001-02-Contd.

	(In thousands of rupees)	
	Expenditure	
	During the year	To end of the year
<b>MADHYA PRADESH</b>		
<b>03-State Highways-</b>		
001-Direction and Administration		71449
052-Machinery and Equipment		27026
101-Bridges	139973	1083590
337-Road works	790908	1133960
794-Special Central Assistance to Tribal Sub-Plan		17489
796-Tribal Area Sub-Plan	80888	1228550
<b>04-District and other Roads-</b>		
337-Road works	10852	254248
789-Special Component Plan for Schdeuled Caste	113423	308479
794-Special Central Assistance to Tribal Sub-Plan		838370
796-Tribal Area Sub-Plan	357920	1876969
800-Other Expenditure	798807	7074845
<b>80-General-</b>		
796-Tribal Area Sub-Plan		1062459
797-Transfer to/from Reserve Funds and Deposit Accounts		-1042
800-Other Expenditure	3900	237213
<b>Total: Government of Madhya Pradesh</b>	<b>2296671</b>	<b>15213605</b>
<b>MAHARASHTRA</b>		
<b>03-State Highways-</b>		
101-Bridges	81103	15269198
337-Roadworks	487136	8691404
796-Tribal Area Sub-Plan	39438	39438
800-Other Expenditure	625973	625973
<b>04-District and Other Roads-</b>		
010-Minimum Needs Program	118944	118944
796-Tribal Area Sub-Plan	625943	625959
800-Other Expenditure	3668652	28151317
900-Deduct - Receipts and Recoveries on Capital Account		-641118
<b>80-General-</b>		
001-Direction and Administration	17782	318308
190-Investment in Public Sector and other Undertakings		52656
796-Tribal Area Sub-Plan	151427	9958649
797-Transfer to/from Reserve Funds and Deposit Accounts		-146
800-Other Expenditure		182619
900-Deduct Refunds		-2493
<b>Total: Government of Maharashtra</b>	<b>5816398</b>	<b>63390708</b>

(A) Rs. 11650721 thousands is yet to be allocated between M.P. and Chhattisgarh.

(B) Includes Rs.946 thousands adjusted proforma for rectification of misclassification during previous year.

(C) Excludes Rs.6412 thousands adjusted proforma for rectification of misclassification during previous year.

(D) Includes Rs.16 thousands adjusted proforma for rectification of misclassification during previous year.

(E) Includes Rs.7342 thousands adjusted proforma for rectification of misclassification during previous year.

(F) Includes Rs.22558 thousands proforma correction of opening balance for 2001-02.

(G) Excludes Rs.22558 thousands proforma correction of opening balance for 2001-02.

## No. 49-B-5054-ACCOUNT of CAPITAL OUTLAY on ROADS AND BRIDGES during and to the end of the year 2001-02-Contd.

	(In thousands of rupees)	
	During the year	To end of the year
<b>MANIPUR</b>		
<b>01-National Highways-</b>		
052-Machinery and Equipment	--	6092
337-Road Works	--	112452
800-Other Expenditure	--	22148
<b>02-Strategic and Border Roads-</b>		
337-Road Works	--	37979
800-Other Expenditure	--	292283
<b>03-State Highways-</b>		
052-Machinery and Equipments	2949	130374
101-Bridges	14639	345667
337-Road Works	32155	988913
800-Other Expenditure	--	295604
<b>04-District and Other Roads-</b>		
337-Road Works	65620	145518
800-Other Expenditure	55470	3415698
<b>80-General-</b>		
004-Research	1329	43824
800-Other Expenditure	18892	75318
<b>Total: Government of Manipur</b>	<b>191054</b>	<b>5911870</b>
<b>MEGHALAYA</b>		
<b>01-National Highways-</b>		
337-Road Works	3524	3524
<b>02-Strategic and Border Roads-</b>		
001-Direction and Administration	65	182694
800-Other Expenditure	--	--
<b>03-State Highways-</b>		
337-Road Works	40	40
<b>04-District and Other Roads-</b>		
001-Direction and Administration	473000	7529676
800-Other expenditure	201	201
<b>Total: Government of Meghalaya</b>	<b>476830</b>	<b>7716135</b>
<b>MIZORAM</b>		
<b>01-National Highways-</b>		
101-Permanent Bridges	--	49
800-Other Expenditure	226152	328206
<b>03-State Highways-</b>		
052-Machinery and Equipment	--	55078
337-Road Works	--	247524
800-Other Expenditure	--	70349
<b>04-District and Other Roads-</b>		
800-Other Expenditure	76741	2909258
<b>Total: Government of Mizoram</b>	<b>302893</b>	<b>4243610</b>

## COMBINED FINANCE AND REVENUE ACCOUNTS OF THE UNION AND STATE GOVERNMENTS IN INDIA FOR THE YEAR 2001-02

## No. 49-B-5054-ACCOUNT of CAPITAL OUTLAY on ROADS AND BRIDGES during and to the end of the year 2001-02-Contd.

(In thousands of rupees)

	Expenditure	
	During the year	To end of the year
<b>NAGALAND</b>		
<b>01-National Highways-</b>		
800-Other Expenditure		32600
<b>03-State Highways-</b>		
800-Other Expenditure		645084
<b>04-District and Other Roads-</b>		
010-Minimum Needs Programme		65032
800-Other Expenditure	302286	3260619
<b>80-General-</b>		
800-Other Expenditure	39200	189063
<b>Total: Government of Nagaland</b>	<b>341486</b>	<b>4192398</b>
<b>ORISSA</b>		
<b>01-National Highways-</b>		
337-Road Works		47884
<b>02-Strategic and Boarder Roads-</b>		
337-Road works		34225
796-Tribal Area Sub-plan		877
<b>03-State Highways-</b>		
101-Bridges	122458	1512955
337-Road Works	19634	830680
796-Tribal Areas Sub-plan	98902	2486922
798-Project Financed from Central Road Fund Scheme		4000
799-Suspense		-2572
800-Other Expenditure		59659
<b>04-District and Other Roads-</b>		
796-Tribal Areas Sub-plan	175913	3098700
800-Other Expenditure	730133	9293531
<b>05-Roads-</b>		
101-Bridges		5000
<b>80-General-</b>		
004-Research		100
337-Road Works		63370
800-Other Expenditure		4083
901-Deduct - Receipts and Recoveries on Capital Account		-9601
<b>Total: Government of Orissa</b>	<b>1147040</b>	<b>17429813</b>

## No. 49-B-5054-ACCOUNT of CAPITAL OUTLAY on ROADS AND BRIDGES during and to the end of the year 2001-02-Contd.

	(In thousands of rupees)	
	Expenditure	
	During the year	To end of the year
<b>PUNJAB</b>		
<b>02-Strategic and Border Roads-</b>		
101-Bridges		9831
337-Road Works		627312
800-Other Expenditure		32904
<b>03-State Highways-</b>		
001-Direction and Administration	421184	741157
052-Machinery and Equipment	2951	88006
101-Bridges	222389	1529587
337-Road Works	349776	2545037
800-Other Expenditure	771116	2132694
<b>04-District and Other Roads-</b>		
337-Road Works		13268
<b>80-General-</b>		
004-Research		583
<b>Total: Government of Punjab</b>	<b>1761514</b>	<b>7720379</b>
<b>RAJASTHAN</b>		
<b>02-Strategic and Border Roads-</b>		
337-Road Works	146307	1902633
<b>03-State Highways-</b>		
337-Road Works	3712	4525055
799-Suspense	68870	59213
<b>04-District and Other roads-</b>		
101-Bridges		
337-Road Works		
796-Tribal Area Sub-plan	446	782336
800-Other Expenditure	1266284	13472074
<b>05-Roads-</b>		
337-Road Works		70398
<b>80-General-</b>		
001-Direction and Administration	18068	958677
190-Investments in Public Sector and other Undertakings		(b) 100000
796-Tribal Area Sub-plan	58	67417
800-Other Expenditure	3021	421728
<b>Total: Government of Rajasthan</b>	<b>1499342</b>	<b>22359531</b>
<b>SIKKIM</b>		
<b>02-Strategic and Border Roads-</b>		
337-Road Works		309516
<b>04-District and other Roads-</b>		
337-Road Works	364799	2995152
800-Other Expenditure		128336
<b>05-Roads-</b>		
052-Machinery and Equipment	19474	19474
337-Road Works	20000	37899

(b) Investment in Rajasthan State Bridge and Construction Corporation.

## No. 49-B-5054-ACCOUNT of CAPITAL OUTLAY on ROADS AND BRIDGES during and to the end of the year 2001-02-Contd.

(In thousands of rupees)

	Expenditure	
	During the year	To end of the year
<b>SIKKIM</b>		
<b>80-General-</b>		
800-Other Expenditure	--	7533
<b>Total: Government of Sikkim</b>	<b>404273</b>	<b>3497910</b>
<b>TAMIL NADU</b>		
<b>01-National Highways-</b>		
101-Permanent Bridges	--	-8
337-Road Works	-227	109453
800-Other Expenditure	--	802
<b>03-State Highways-</b>		
052-Machinery and Equipment	5	238078
101-Bridges	5698	174248
337-Road Works	15477	642650
<b>04-District and Other Roads-</b>		
101-Bridges	277642	732905
337-Road Works	1430596	8995487
789-Special Component Plan for Scheduled Castes	211911	780597
800-Other Expenditure	136070	4723352
<b>05-Road-</b>		
337-Road Works	14938	494399
<b>80-General-</b>		
796-Tribal Area Sub-plan	555	487635 (A)
797-Transfers to/from Reserve Funds and Deposit Accounts	--	--
800-Other Expenditure	497178	7503103 (b)
902-Deduct Amount met from Reserve Fund	-18746	-527742
<b>Total: Government of Tamil Nadu</b>	<b>2571097</b>	<b>24354959</b>
<b>TRIPURA</b>		
<b>02-Strategic and Border Roads-</b>		
001-Direction and Administration	--	156
337-Road Works	135835	546934
<b>03-State Highways-</b>		
337-Road Works	--	384571
<b>04-District and Other Roads-</b>		
800-Other Expenditure	709096	4700187
<b>80-General-</b>		
004-Research	--	8293
<b>Total: Government of Tripura</b>	<b>844931</b>	<b>5640*41</b>

(A) Includes Rs.166030 thousands adjusted proforma in rectification of misclassification during previous year.

(b) Excludes Rs.166030 thousands adjusted proforma in rectification of misclassification during previous year.

## No. 49-B-5054-ACCOUNT of CAPITAL OUTLAY on ROADS AND BRIDGES during and to the end of the year 2001-02-Contd.

	(In thousands of rupees)	
	Expenditure	
	During the year	To end of the year
<b>UTTAR PRADESH</b>		
<b>01-National Highways-</b>		
337-Road works		10216
<b>03-State Highways-</b>		
052-Machinery & Equipment	2543	5109
101-Bridges		744305
337-Road Works	19917	3062622
799-Suspense	-80843	151645
<b>04-District and Other Roads-</b>		
101-Bridges		9454
337-Road Works	2049073	39530266
<b>05-Roads-</b>		
337-Road Works	128207	486740
<b>80-General-</b>		
004-Investigation		726
190-Investment in Public Sector and Other Undertakings		2180922
797-Transfers to/from Reserve Funds and Deposit Accounts		-29000
800-Other Expenditure	14481	12897182
	(A)	
<b>Total: Government of Uttar Pradesh</b>	<b>2133378</b>	<b>59050187</b>
Charged		(B)
Voted	2133378	59050187
<b>UTTARANCHAL</b>		
<b>01-National Highways-</b>		
337-Road Works		
800-Other Expenditure	80372	80372
<b>03-State Highways-</b>		
101-Bridges	159269	159269
052-Machinery and Equipment	41134	41134
799-Suspense	-28392	-28392
<b>04-District &amp; Other Roads-</b>		
101-Bridges		
337-Road Works		8891
799-Suspense		-1118
800-Other Expenditure	1109888	1109888
<b>80-General-</b>		
001-Direction & Administration		169
800-Other Expenditure		
<b>Total: Government of Uttaranchal</b>	<b>1362271</b>	<b>1370213</b>

(A) Excludes Rs. 3 thousands spent out of advances from contingency fund during 2001-02 but not recouped to the fund till the close of year.

(B) Rs. 53488057 thousands is yet to be allocated between U.P. and Uttaranchal.

## No. 49-B-5054-ACCOUNT of CAPITAL OUTLAY on ROADS AND BRIDGES during and to the end of the year 2001-02-Concl'd.

	(In thousands of rupees)	
	During the year	To end of the year
<b>WEST BENGAL</b>		
<b>01-National Highways-</b>		
337-Road Works	72477	79403
<b>03-State Highways-</b>		
052-Machinery and Equipment	50491	1158615
101-Bridges	--	6293
337-Road Works	1118893	5427142
799-Suspense	-62204	167386
800-Other Expenditure	90912	392859
<b>04-District and Other Roads-</b>		
337-Road Works	1752936	7167111
789-Special Component Plan for Scheduled Caste	362172	833920
796-Tribal Area Sub-plan	328549	988454
797-Transfers to/from Reserve Funds and Deposit Accounts	--	-2812
800-Other Expenditure	862	4310259
<b>05-Roads-</b>		
800-Other Expenditure	--	159670
<b>80-General-</b>		
001-Direction and Administration	834529	3862568
800-Other Expenditure	--	--
<b>Total: Government of West Bengal</b>	<b>4549617</b>	<b>24550868</b>
<b>Total: Capital Outlay on Roads and Bridges</b>	<b>82038461</b>	<b>673483654</b>
Charged	--	--
Voted	82038461	673483654

## No. 50-1055-ACCOUNT of RECEIPTS from ROAD TRANSPORT for the year ended 31st March, 2002

(In thousands of rupees)

	Union Government	U.T. Govt. Pondicherry	STATE GOVERNMENTS						Item No.	
			Andhra Pradesh	Arunachal Pradesh	Assam	Bihar	Chhattisgarh	NCT Delhi		Goa
101-Receipts under Rail Road Co-ordination				5077						1
201-Government Transport Services										2
800-Other Receipts	605910			67093	65	150				3
900-Deduct-Refunds										4
<b>Total: Receipts from Road Transport</b>	<b>605910</b>	<b>0</b>	<b>0</b>	<b>72170</b>	<b>65</b>	<b>150</b>	<b>0</b>	<b>0</b>	<b>0</b>	<b>5</b>

## No. 50-1055-ACCOUNT of RECEIPTS from ROAD TRANSPORT for the year ended 31st March, 2002-Contd.

(In thousands of rupees)

	Total brought forward	STATE GOVERNMENTS						Item No.
		Maharashtra	Manipur	Meghalaya	Mizoram	Nagaland	Orissa	
101-Receipts under Rail Road Co-ordination	5077							1
201-Government Transport Services	4040676							2
800-Other Receipts	747189				17104	51015	10	3
900-Deduct-Refunds	0							4
<b>Total: Receipts from Road Transport</b>	<b>4792942</b>	<b>0</b>	<b>0</b>	<b>0</b>	<b>17104</b>	<b>51015</b>	<b>10</b>	<b>5</b>



## No. 50-1055-ACCOUNT of RECEIPTS from ROAD TRANSPORT for the year ended 31st March, 2002-Contd.

Item No.	STATE GOVERNMENTS								Total carried over
	Gujarat	Haryana	Himachal Pradesh	Jammu and Kashmir	Jharkhand	Karnataka	Kerala	Madhya Pradesh	
1									5077
2	25	4040651							4040676
3		66709	7262						747189
4									0
5	25	4107360	7262	0	0	0	0	0	4792942

## No. 50-1055-ACCOUNT of RECEIPTS from ROAD TRANSPORT for the year ended 31st March, 2002-Concl.

Item No.	STATE GOVERNMENTS								Total
	Punjab	Rajasthan	Sikkim	Tamil Nadu	Tripura	Uttaranchal	Uttar Pradesh	West Bengal	
1							2680		7757
2	2221441		155596						6417713
3	60					531	615318	39	1431266
4									0
5	2221501	0	155596	0	0	531	617998	39	7856736

Economic Services

## No. 50-A-3055-ACCOUNT of EXPENDITURE on ROAD TRANSPORT for the year ended 31st March, 2002

	(In thousands of rupees)									Item No.
	Union Government	U.T. Govt. Pondicherry	STATE GOVERNMENTS						Goa	
			Andhra Pradesh	Arunachal Pradesh	Assam	Bihar	Chhattisgarh	NCT Delhi		
001-Direction and Administration	697	649		3512	5823				19899	1
003-Training									469	2
004-Research	51733	876			1299			750		3
101-Solatium Fund Authority										4
102-Chandigarh Transport Undertaking										5
104-Government Transport Services	78096									6
190-Assistance to Public Sector and Other Undertakings			1000000					3000		7
201-Government Transport Services	595034									8
796-Tribal Area Sub-Plan										9
797-Transfers to/from Reserve Fund										10
800-Other Expenditure				172625					56200	11
<b>Total: Expenditure on Road Transport</b>	<b>725560</b>	<b>1525</b>	<b>1000000</b>	<b>176137</b>	<b>7122</b>	<b>0</b>	<b>3000</b>	<b>750</b>	<b>76568</b>	<b>12</b>
Charged	15500									13
Voted	710060	1525	1000000	176137	7122	0	3000	750	76568	14

## No. 50-A-3055-ACCOUNT of EXPENDITURE on ROAD TRANSPORT for the year ended 31st March, 2002-Contd.

	(In thousands of rupees)							Item No.	
	Total brought forward	STATE GOVERNMENTS					Orissa		
		Maharashtra	Manipur	Meghalaya	Mizoram	Nagaland			
001-Direction and Administration	90565		2497			103907	17021	1	
003-Training	469							2	
004-Research	67525							3	
101-Solatium Fund Authority	0							4	
102-Chandigarh Transport Undertaking	0							5	
104-Government Transport Services	78096							6	
190-Assistance to Public Sector and Other Undertakings	3015960							7	
201-Government Transport Services	5224701							8	
796-Tribal Area Sub-Plan	0							9	
797-Transfers to/from Reserve Fund	-2000							10	
800-Other Expenditure	2024675	361					131030	16010	11
<b>Total: Expenditure on Road Transport</b>	<b>10499991</b>	<b>361</b>	<b>2497</b>	<b>0</b>	<b>103907</b>	<b>148051</b>	<b>16010</b>	<b>12</b>	
Charged	15500							13	
Voted	10484491	361	2497	0	103907	148051	16010	14	

## No. 50-A-3055-ACCOUNT of EXPENDITURE on ROAD TRANSPORT for the year ended 31st March, 2002-Contd.

Item No.	STATE GOVERNMENTS								Total carried over
	Gujarat	Haryana	Himachal Pradesh	Jammu and Kashmir	Jharkhand	Karnataka	Kerala	Madhya Pradesh	
1		50719	9266						90565
2									469
3							12867		67525
4									0
5									0
6									78096
7	1300208		510000	191952				10800	3015960
8		4629667							5224701
9									0
10		-2000							-2000
11	(A) 278063	71421				1446366			2024675
12	1578271	4749807	519266	191952	0	1446366	12867	10800	10499991
13									15500
14	1578271	4749807	519266	191952	0	1446366	12867	10800	10484491

## No. 50-A-3055-ACCOUNT of EXPENDITURE on ROAD TRANSPORT for the year ended 31st March, 2002-Concl'd.

Item No.	STATE GOVERNMENTS								Total
	Punjab	Rajasthan	Sikkim	Tamil Nadu	Tripura	Uttar Pradesh	Uttaranchal	West Bengal	
1	97212			22	2721	272685	24195	16272	627097
2	1046								1515
3									67525
4									0
5									0
6									78096
7						535		2231383	5247878
8	2796578		224915						8246194
9									0
10									-2000
11	10415							470429	2652920
12	2905251	0	224915	22	2721	273220	24195	2718084	16919225
13									15500
14	2905251	0	224915	22	2721	273220	24195	2718084	16903725

(A) Includes Rs. 3581 thousands spent out of advance from the Contingency Fund during 2000-01 and recouped to the fund during the year 2001-02.

## No. 50-B-5055-ACCOUNT of CAPITAL OUTLAY on ROAD TRANSPORT during and to the end of the year 2001-02

(In thousands of rupees)

	Expenditure	
	During the year	To end of the year
<b>UNION GOVERNMENT</b>		
050-Land Buildings	9558	102284
102-Acquisition of Fleet	19200	251792
201-Chandigarh Transport Undertaking	22168	131352
796-Tribal Area Sub-Plan	5000	16150
800-Other Expenditure	-	15644
901-Deduct-Receipts and Recoveries on Capital Account	-	-10500
<b>Total: Union Government</b>	<b>55926</b>	<b>506722</b>
<b>UNION TERRITORY GOVERNMENT PONDICHERRY</b>		
190 - Investments in Public Sector and other Undertakings	-	11300
<b>Total: Union Territory Pondichery</b>	<b>0</b>	<b>11300</b>
<b>STATE GOVERNMENTS</b>		
<b>ANDHRA PRADESH</b>		
050-Lands and Buildings	-	303
190 - Investments in Public Sector and other Undertakings	-	1388243
191 - Investment in Co-operatives	-	8394
800-Other Expenditure	-	29502
<b>Total: Government of Andhra Pradesh</b>	<b>0</b>	<b>1426442</b> (A)
<b>ARUNACHAL PRADESH</b>		
050-Lands & Building	3458	75637
102-Acquisition of Fleet	16352	216374
103-Workshop Facilities	4587	32490
800-Other Expenditure	-	116744
<b>Total: Government of Arunachal Pradesh</b>	<b>24397</b>	<b>441245</b>
<b>ASSAM</b>		
050-Lands and Buildings	-	25334
101-Government Bus Services-	-	38100
102-Acquisition of Fleet	-	2323
103 -Workshop Facilities	377500	2789006
190 - Investments in Public Sector and other Undertakings	-	500
799-Suspense	-	18695
800-Other Expenditure	-	-15099
902-Deduct-Amount financed from the Depreciation Reserve Fund	-	-
<b>Total: Government of Assam</b>	<b>377500</b>	<b>2858859</b>

(A) Includes Rs 27110 thousands being the expenditure incurred upto 31st Oct. 1956 in Ex. Hyderabad State.

## No. 50-B-5055-ACCOUNT of CAPITAL OUTLAY on ROAD TRANSPORT during and to the end of the year 2001-02-Contd.

	Expenditure	
	During the year	To end of the year
<b>BIHAR</b>		
190 - Investments in Public Sector and other Undertakings	10000	709385
796-Tribal Area Sub-Plan		110830
799-Suspense		1
800-Other Expenditure		2630
<b>Total: Government of Bihar</b>	<b>10000</b>	<b>822846</b>
<b>CHHATTISGARH</b>		
190 - Investments in Public Sector and other Undertakings		--
796-Tribal Area Sub-Plan		--
800-Other Expenditure		--
<b>Total: Government of Chhattisgarh</b>	<b>0</b>	<b>0</b>
<b>NCT DELHI</b>		
050-Lands and Buildings	10609	2233673
190 - Investments in Public Sector and other Undertakings	1600000	8128052
800-Other Expenditure	514	32488
<b>Total: Government of NCT Delhi</b>	<b>1611123</b>	<b>10394213</b>
<b>GOA</b>		
01-Construction of Bus Stand		
050-Lands and Buildings	2022	34691
03-Construction of Office Building		875
102-Acquisition of Fleet		9104
190 - Investments in Public Sector and other Undertakings		219096
<b>Total: Government of Goa</b>	<b>2022</b>	<b>263766</b>
<b>GUJARAT</b>		
190 - Investments in Public Sector and other Undertakings	179750	4142849
<b>Total: Government of Gujarat</b>	<b>179750</b>	<b>4142849</b>
<b>HARYANA</b>		
050-Lands and Buildings	30271	633500
102-Acquisition of Fleet	467988	3433640
103-Workshop Facilities	3585	72024
190 - Investments in Public Sector and other Undertakings		20000
800-Other Expenditure	(a) 408460	(a) -765376
<b>Total: Government of Haryana</b>	<b>93384</b>	<b>3393788</b>
<b>HIMACHAL PRADESH</b>		
050-Lands and Buildings		148863
102-Acquisition of Fleet		1561
103-Workshop Facilities		82
190 - Investments in Public Sector and other Undertakings	108000	1252367
796-Tribal Areas Sub-plan	17520	165926
800-Other Expenditure		241101
<b>Total: Government of Himachal Pradesh</b>	<b>125520</b>	<b>1809900</b>

(a) Minus figure was due to excess of receipts and recoveries over expenditure.

## No. 50-B-5055-ACCOUNT of CAPITAL OUTLAY on ROAD TRANSPORT during and to the end of the year 2001-02-Contd.

	(In thousands of rupees)	
	Expenditure	
	During the year	To end of the year
<b>JAMMU AND KASHMIR</b>		
050-Lands and Buildings		42173
102-Acquisition of Fleet		105016
103-Workshop Facilities		15026
190 - Investments in Public Sector and other Undertakings	2500	886211
796-Tribal Areas Sub-plan		-
800-Other Expenditure	6080	71969
<b>Total: Government of Jammu and Kashmir</b>	<b>8580</b>	<b>1120395</b>
<b>JHARKHAND</b>		
190 - Investments in Public Sector and other Undertakings	4192	4192
<b>Total: Government of Jharkhand</b>	<b>4192</b>	<b>4192</b>
<b>KARNATAKA</b>		
190 - Investments in Public Sector and other Undertakings		3618726
796-Tribal Area Sub-plan		-
800-Other Expenditure		1500
<b>Total: Government of Karnataka</b>	<b>0</b>	<b>3620226</b>
<b>KERALA</b>		
190 - Investments in Public Sector and other Undertakings	73750	1503162
800-Other Expenditure	17840	46886
<b>Total: Government of Kerala</b>	<b>91590</b>	<b>1550048</b>
<b>MADHYA PRADESH</b>		
190 - Investments in Public Sector and other Undertakings		1353568
796-Tribal Area Sub-plan		66200
800-Other Expenditure		3188
<b>Total: Government of Madhya Pradesh</b>	<b>0</b>	<b>1416580</b>
<b>MAHARASHTRA</b>		
190 - Investments in Public Sector and other Undertakings	2151065	3437183
<b>Total: Government of Maharashtra</b>	<b>2151065</b>	<b>3437183</b>
<b>MANIPUR</b>		
050-Lands and Buildings		44955
102-Acquisition of Fleet		1291
103-Workshop Facilities		18142
190 - Investments in Public Sector and other Undertakings	15000	287727
800-Other Expenditure		3726
<b>Total: Government of Manipur</b>	<b>15000</b>	<b>355841</b>

(A) Represents balances of composite state of MP yet to be allocated between M.P. &amp; Chhattisgarh.

## COMBINED FINANCE AND REVENUE ACCOUNTS OF THE UNION AND STATE GOVERNMENTS IN INDIA FOR THE YEAR ENDED 2001-02

## No. 50-B-5055-ACCOUNT of CAPITAL OUTLAY on ROAD TRANSPORT during and to the end of the year 2001-02-Contd.

	(In thousands of rupees)	
	During the year	To end of the year
<b>MEGHALAYA</b>		
050-Land & Buildings		4822
102-Acquisition of Fleet		4176
800-Other Expenditure	24700	513946
<b>Total: Government of Meghalaya</b>	<b>24700</b>	<b>522944</b>
<b>MIZORAM</b>		
050-Lands and Buildings		8231
102-Acquisition of Fleet		27693
103-Workshop Facilities		15616
800-Other Expenditure	23168	169475
<b>Total: Government of Mizoram</b>	<b>23168</b>	<b>221015</b>
<b>NAGALAND</b>		
050-Lands and Buildings	3496	71766
102-Acquisition of Fleet	14000	320688
103-Workshop Facilities	500	23771
<b>Total: Government of Nagaland</b>	<b>17996</b>	<b>416225</b>
<b>ORISSA</b>		
050-Lands and Buildings		31
102-Acquisition of Fleet		56616
103-Workshop Facilities		121828
190 - Investments in Public Sector and other Undertakings		1050524
800 - Other Expenditure		1260
<b>Total: Government of Orissa</b>	<b>0</b>	<b>1230259</b>
<b>PUNJAB</b>		
050-Lands and Buildings	135	148874
102-Acquisition of Fleet		350548
103-Workshop Facilities		23909
190 - Investments in Public Sector and other Undertakings		870719
799-Suspense		16720
800-Other Expenditure	45000	218650
<b>Total: Government of Punjab</b>	<b>45135</b>	<b>1629420</b>
<b>RAJASTHAN</b>		
050-Lands and Buildings		3529
190 - Investments in Public Sector and other Undertakings		818043
800-Other Expenditure		--
<b>Total: Government of Rajasthan</b>	<b>0</b>	<b>821572</b>

Economic Services


## No. 50-B-5055-ACCOUNT of CAPITAL OUTLAY on ROAD TRANSPORT during and to the end of the year 2001-02-Conclid.

	(In thousands of rupees)	
	Expenditure	
	During the year	To end of the year
<b>SIKKIM</b>		
050 - Land and Buildings	-	-
102-Acquisition of Fleet	9188	59356
103-Workshop Facilities	10008	238438
190 - Investments in Public Sector and other Undertakings	-	3000
800-Other Expenditure	-	6479
<b>Total: Government of Sikkim</b>	<b>19196</b>	<b>307273</b>
<b>TAMIL NADU</b>		
050-Lands and Buildings	-	38782
102-Acquisition of Fleet	-	120758
103-Workshop Facilities	-	8086
190 - Investments in Public Sector and other Undertakings	1516397	8747596 (a)
797-Transfer to/from Reserve Funds and Deposit Accounts	-	-
799 - Suspense	-	38204
800 - Other Expenditure	-	11556
<b>Total: Government of Tamil Nadu</b>	<b>1516397</b>	<b>8964972</b>
<b>TRIPURA</b>		
190 - Investments in Public Sector and other Undertakings	105391	800048
800 - Other Expenditure	-	-
<b>Total: Government of Tripura</b>	<b>105391</b>	<b>800048</b>
<b>UTTAR PRADESH</b>		
050 - Land and Building	-	-
102 - Acquisition of Fleet	-	-
103 - Workshop facilities	-	-
190 - Investments in Public Sector and other Undertakings	-	1945823
800 - Other Expenditure	-	-99775
<b>Total: Government of Uttar Pradesh</b>	<b>0</b>	<b>1846048</b> (b)
<b>UTTARANCHAL</b>		
190 - Investments in Public Sector and other Undertakings	-	-
800-Other Expenditure	-	-
<b>Total: Government of Uttaranchal</b>	<b>0</b>	<b>0</b>
<b>WEST BENGAL</b>		
050 - Land and Building	-	2234
102 - Acquisition of Fleet	-	25450
103 - Workshop facilities	-	1205
190 - Investments in Public Sector and other Undertakings	-	134385
800 - Other Expenditure	612001	2107840
<b>Total: Government of West Bengal</b>	<b>612001</b>	<b>2271114</b>
<b>Total: Capital Outlay on Road Transport</b>	<b>7114033</b>	<b>57428857</b>

(a) Rs. 105057 thousands adjusted proforma in rectification of misclassification during previous years.

(b) Represents balance of composite state of M.P. yet to be allocated.





**No. 50-C-7055-ACCOUNT of LOANS for ROAD TRANSPORT showing the amounts ADVANCED and REPAYED during the year ended 31st March, 2002 and the BALANCES of such LOANS at the commencement and at the end of the year 2001-02**

	Union Government	U.T. Govt. Pondichery	STATE GOVERNMENTS							Item No.	
			Andhra Pradesh	Arunachal Pradesh	Assam	Bihar	Chhattisgarh	NCT Delhi	Goa		
(In thousands of rupees)											
<b>101-Loans in Perpetuity to Road Transport Corporations-</b>											
Balance 1st April 2001	451						198760			1	
Advanced during the year										2	
Repaid during the year										3	
Balance 31st March, 2002	451	0	0	0	0	0	198760	0	0	4	
<b>190-Loans to Public Sector and other Undertakings-</b>											
Balance 1st April 2001	13924767						298200		8803500	5	
Advanced during the year									3335400	6	
Repaid during the year										7	
Balance 31st March, 2002	13924767	0	0	0	0	0	298200	0	12138900	8	
<b>191-Loans to Local Bodies etc.-</b>											
Balance 1st April 2001							3343			9	
Advanced during the year										10	
Repaid during the year										11	
Balance 31st March, 2002	0	0	0	0	0	0	3343	0	0	12	
<b>195-Loans to Co-operatives-</b>											
Balance 1st April 2001			317							13	
Advanced during the year										14	
Repaid during the year										15	
Balance 31st March, 2002	0	0	317	0	0	0	0	0	0	16	
<b>800-Other Loans-</b>											
Balance 1st April 2001							147550			17	
Advanced during the year										18	
Repaid during the year										19	
Balance 31st March, 2002	0	0	0	0	0	0	147550	0	0	20	
							(A)				
<b>Total: Loans for Road Transport</b>											
Balance 1st April 2001	13925218	0	317	0	0	0	647853	0	8803500	0	21
Advanced during the year	0	0	0	0	0	0	0	0	3335400	0	22
Repaid during the year	0	0	0	0	0	0	0	0	0	0	23
Balance 31st March, 2002	13925218	0	317	0	0	0	647853	0	12138900	0	24
Interest received and credited to revenue											25

(A) Decreased by Rs. 19,000 thousands transferred proforma to the head 6801- Loans for Power Project in rectification of misclassification in the accounts for 2000-2001.

No. 50-C-7055-ACCOUNT of LOANS for ROAD TRANSPORT showing the amounts ADVANCED and REPAYED during the year ended 31st March, 2002 and the BALANCES of such LOANS at the commencement and at the end of the year 2001-02-Contd.

Item No.	STATE GOVERNMENTS								Total carried over
	Gujarat	Haryana	Himachal Pradesh	Jammu and Kashmir	Jharkhand	Karnataka	Kerala	Madhya Pradesh	
1								231750	430961
2									0
3									0
4	0	0	0	0	0	0	0	231750	430961
5	2			1814467		52500	700098		25593534
6				1437					3336837
7									0
8	2	0	0	1815904	0	52500	700098	0	28930371
9									3343
10									0
11									0
12	0	0	0	0	0	0	0	0	3343
13									317
14									0
15									0
16	0	0	0	0	0	0	0	0	317
17									147550
18									0
19									0
20	0	0	0	0	0	0	0	0	147550
21	2	0	0	1814467	0	52500	700098	231750	26175705
22	0	0	0	1437	0	0	0	0	3336837
23	0	0	0	0	0	0	0	0	0
24	2	0	0	1815904	0	52500	700098	231750 (A)	295126
25									0

(A) An amount of Rs. 231750 thousands represents balances of composite State of M.P. yet to be allocated between M.P. and Chhattisgarh.

Loans and Advances

**No. 50-C-7055-ACCOUNT of LOANS for ROAD TRANSPORT showing the amounts ADVANCED and REPAYED during the year ended 31st March, 2002 and the BALANCES of such LOANS at the commencement and at the end of the year 2001-02-Contd.**

	Total brought forward	STATE GOVERNMENTS					Item No.
		Maharashtra	Manipur	Meghalaya	Mizoram	Nagaland	
(In thousands of rupees)							
<b>101-Loans in Perpetuity to Road Transport Corporations-</b>							
Balance 1st April 2001	430961						1
Advanced during the year	0						2
Repaid during the year	0						3
Balance 31st March, 2002	430961	0	0	0	0	0	4
<b>190-Loans to Public Sector and other Undertakings-</b>							
Balance 1st April 2001	25593534	107600					5
Advanced during the year	3336837						6
Repaid during the year	0	107600					7
Balance 31st March, 2002	28930371	0	0	0	0	0	8
<b>191-Loans to Local Bodies etc.-</b>							
Balance 1st April 2001	3343	7959					9
Advanced during the year	0						10
Repaid during the year	0						11
Balance 31st March, 2002	3343	7959	0	0	0	0	12
<b>195-Loans to Co-operatives-</b>							
Balance 1st April 2001	317						13
Advanced during the year	0						14
Repaid during the year	0						15
Balance 31st March, 2002	317	0	0	0	0	0	16
<b>800-Other Loans-</b>							
Balance 1st April 2001	147550				201		17
Advanced during the year	0						18
Repaid during the year	0						19
Balance 31st March, 2002	147550	0	0	0	201	0	20
<b>Total: Loans for Road Transport</b>							
Balance 1st April 2001	26175706	116659	0	0	201	0	21
Advanced during the year	3336837	0	0	0	0	0	22
Repaid during the year	0	107600	0	0	0	0	23
Balance 31st March, 2002	29512542	7959	0	0	201	0	24
Interest received and credited to revenue	0						25

**No. 50-C-7055-ACCOUNT of LOANS for ROAD TRANSPORT showing the amounts ADVANCED and REPAYED during the year ended 31st March, 2002 and the BALANCES of such LOANS at the commencement and at the end of the year 2001-02-Concl'd.**

Item No.	STATE GOVERNMENTS								Total
	Punjab	Rajasthan	Sikkim	Tamil Nadu	Tripura	Uttar Pradesh	Uttaranchal	West Bengal	
1						140982			571943
2									0
3						9035			9035
4	0	0	0	0	0	131947	0	0	562908
5	462900			473236				5934330	32571600
6								257500	3594337
7				386159					493759
8	462900	0	0	87077	0	0	0	6191830	35672178
9									11302
10									0
11									0
12	0	0	0	0	0	0	0	0	11302
13									317
14									0
15									0
16	0	0	0	0	0	0	0	0	317
17					1500				149251
18									0
19									0
20	0	0	0	0	1500	0	0	0	149251
21	462900	0	0	473236	1500	140982	0	5934330	33304413
22	0	0	0	0	0	0	0	257500	3594337
23	0	0	0	386159	0	9035 (A)	0	0	502794
24	462900	0	0	87077	1500	131947	0	6191830	36395956
25									0

(A) Out of it Rs. 143482 thousands yet to be apportioned between successor states of U.P. and Uttaranchal.

Loans and Advances

## No. 51-1056-ACCOUNT of RECEIPTS from INLAND WATER TRANSPORT for the year ended 31st March, 2002

(In thousands of rupees)

	Union Government	U.T. Govt. Pondicherry	STATE GOVERNMENTS						Item No.		
			Andhra Pradesh	Arunachal Pradesh	Assam	Bihar	Chhattisgarh	NCT Delhi		Goa	
101-River Navigation Department									8792	1	
103-Passenger Launch Services on other places										2	
201- Water Transport Services										3	
800-Other Receipts	4970		11		22824		1		189	4	
900-Deduct Refunds									-63	5	
<b>Total: Receipts from Roads and Bridges</b>	<b>4970</b>	<b>0</b>	<b>11</b>	<b>0</b>	<b>22824</b>		<b>1</b>	<b>0</b>	<b>0</b>	<b>8918</b>	<b>6</b>

## No. 51-1056-ACCOUNT of RECEIPTS from INLAND WATER TRANSPORT for the year ended 31st March, 2002-Contd.

(In thousands of rupees)

	Total brought forward	STATE GOVERNMENTS						Item No.
		Maharashtra	Manipur	Meghalaya	Mizoram	Nagaland	Orissa	
101-River Navigation Department	8792						803	1
103-Pasenger Launch Services in other places	0						923	2
201- Water Transport Services	2437							3
800-Other Receipts	71605			19			12	4
900-Deduct Refunds	-78							5
<b>Total: Receipts from Roads and Bridges</b>	<b>82756</b>	<b>0</b>	<b>0</b>	<b>19</b>	<b>0</b>	<b>0</b>	<b>1738</b>	<b>6</b>

## No. 51-1056-ACCOUNT of RECEIPTS from INLAND WATER TRANSPORT for the year ended 31st March, 2002-Contd.

(In thousands of rupees)

Item No.	STATE GOVERNMENTS								Total carried over
	Gujarat	Haryana	Himachal Pradesh	Jammu and Kashmir	Jharkhand	Karnataka	Kerala	Madhya Pradesh	
1									8792
2									0
3						2437			2437
4							43610		71605
5						-15			-78
6	0	0	0	0	0	2422	43610	0	82756

## No. 51-1056-ACCOUNT of RECEIPTS from INLAND WATER TRANSPORT for the year ended 31st March, 2002-Concl'd.

(In thousands of rupees)

Item No.	STATE GOVERNMENTS								Total
	Punjab	Rajasthan	Sikkim	Tamil Nadu	Tripura	Uttaranchal	Uttar Pradesh	West Bengal	
1									9595
2									923
3									2437
4				19958		77	606	417	92694
5									-78
6	0	0	0	19958	0	77	606	417	105571

## No. 51-A-3056-ACCOUNT of EXPENDITURE on INLAND WATER TRANSPORT for the year ended 31st March, 2002

	Union Government	U.T. Govt. Pondicherry	STATE GOVERNMENTS							Item No.
			Andhra Pradesh	Arunachal Pradesh	Assam	Bihar	Chhattisgarh	NCT Delhi	Goa	
001-Direction and Administration	12980				71354				2329	1
003-Training and Research	2000				3879					2
101-Hydrographic Survey					6166					3
103-Govt. Transport Service	13816									4
104-Navigation			14454							5
105-Landing Facilities									97252	6
190-Assistance to Public Sector and Other Undertakings	512695									7
792-Irrecoverable Loans written off	4252000									8
800-Other Expenditure	27811				202459				607	9
911-Deduct Recoveries of overpayments									-1	10
<b>Total: Expenditure on Inland Water Transport</b>	<b>4821302</b>	<b>0</b>	<b>14454</b>	<b>0</b>	<b>283858</b>	<b>0</b>	<b>0</b>	<b>0</b>	<b>100187</b>	<b>11</b>
Charged										12
Voted	4821302	0	14454	0	283858	0	0	0	100187	13

## No. 51-A-3056-ACCOUNT of EXPENDITURE on INLAND WATER TRANSPORT for the year ended 31st March, 2002-Contd.

	Total brought forward	STATE GOVERNMENTS						Item No.	
		Maharashtra	Manipur	Meghalaya	Mizoram	Nagaland	Orissa		
001-Direction and Administration	227183					2295	2887	1	
003-Training and Research	5879						944	2	
101-Hydrographic Survey	6166							3	
103-Govt. Transport Service	13816							4	
104-Navigation	14454						8556	5	
105-Landing Facilities	97717							6	
190-Assistance to Public Sector and Other Undertakings	531195		-102					7	
792-Irrecoverable Loans written off	4252000							8	
800-Other Expenditure	231651							9	
911-Deduct recoveries of overpayments	-1							10	
<b>Total: Expenditure on Inland Water Transport</b>	<b>5380060</b>	<b>-102</b>	<b>0</b>	<b>0</b>	<b>0</b>	<b>2295</b>	<b>0</b>	<b>12387</b>	<b>11</b>
Charged	0								12
Voted	5380060	-102	0	0	0	2295	0	12387	13



## No. 51-A-3056-ACCOUNT of EXPENDITURE on INLAND WATER TRANSPORT for the year ended 31st March, 2002-Contd.

(In thousands of rupees)

Item No.	STATE GOVERNMENTS								Total carried over
	Gujarat	Haryana	Himachal Pradesh	Jammu and Kashmir	Jharkhand	Karnataka	Kerala	Madhya Pradesh	
1			141			16473	123906		227183
2									5879
3									6166
4									13816
5									14454
6							465		97717
7				18500					531195
8									4252000
9						172	602		231651
10									-1
11	0	0	141	18500	0	16645	124973	0	5380060
12									0
13	0	0	141	18500	0	16645	124973	0	5380060

## No. 51-A-3056-ACCOUNT of EXPENDITURE on INLAND WATER TRANSPORT for the year ended 31st March, 2002-Concl.

(In thousands of rupees)

Item No.	STATE GOVERNMENTS								Total
	Punjab	Rajasthan	Sikkim	Tamil Nadu	Tripura	Uttar Pradesh	Uttaranchal	West Bengal	
1								274	232639
2								1447	8270
3									6166
4									13816
5				8057					31067
6									97717
7									531093
8									4252000
9									231651
10									-1
11	0	0	0	8057	0	0	0	1721	6404418
12									0
13	0	0	0	8057	0	0	0	1721	5404418

## No. 51-B-5056-ACCOUNT of CAPITAL OUTLAY on INLAND WATER TRANSPORT during and to the end of the year 2001-02

	(In thousands of rupees)	
	Expenditure	
	During the year	To end of the year
<b>UNION GOVERNMENT</b>		
190-Investments in Public Sector and Other Undertakings	111300	775950
800-Other Expenditure	—	431054
<b>Total: Union Government</b>	<b>111300</b>	<b>1207004</b>
<b>STATE GOVERNMENTS</b>		
<b>ANDHRA PRADESH</b>		
104-Navigation-	1192	78128
<b>Total: Government of Andhra Pradesh</b>	<b>1192</b>	<b>78128</b>
<b>ASSAM</b>		
190-Investments in Public Sector and Other Undertakings	—	8565
800-Other Expenditure	—	—
<b>Total: Government of Assam</b>	<b>0</b>	<b>8565</b>
<b>GOA</b>		
101-Landing Facilities	893	64942
102-Workshop Facilities	—	2241
103-Development of Jetties at Daman and Diu	—	103
104-Navigation	—	23739
800-Other Expenditure	974	143092
<b>Total: Government of Goa</b>	<b>1867</b>	<b>234117</b>
<b>HIMACHAL PRADESH</b>		
800-Other Expenditure	—	1843
<b>Total: Government of Himachal Pradesh</b>	<b>0</b>	<b>1843</b>
<b>JAMMU AND KASHMIR</b>		
104-Navigation	—	277437
<b>Total: Government of Jammu and Kashmir</b>	<b>0</b>	<b>277437</b>
<b>KARNATAKA</b>		
800-Other Expenditure	—	1905
<b>Total: Government of Karnataka</b>	<b>0</b>	<b>1905</b>

## COMBINED FINANCE AND REVENUE ACCOUNTS OF THE UNION AND STATE GOVERNMENTS IN INDIA FOR THE YEAR 2001-02

## No. 51-B-5056-ACCOUNT of CAPITAL OUTLAY on INLAND WATER TRANSPORT during and to the end of the year 2001-02 Concl'd.

(In thousands of rupees)

	Expenditure	
	During the year	To end of the year
<b>KERALA</b>		
104-Navigation	3739	114613
190-Investments in Public Sector and Other Undertakings		
<b>Total: Government of Kerala</b>	<b>3739</b>	<b>114613</b>
<b>MAHARASHTRA</b>		
796-Tribal Area Sub-Plan		91
800-Other Expenditure		42621
<b>Total: Government of Maharashtra</b>	<b>0</b>	<b>42712</b>
<b>ORISSA</b>		
101-Landing Facilities		13
800-Other Expenditure		31
<b>Total: Government of Orissa</b>	<b>0</b>	<b>44</b>
<b>TAMIL NADU</b>		
104-Navigation		71524
<b>Total: Government of Tamil Nadu</b>	<b>0</b>	<b>71524</b>
<b>WEST BENGAL</b>		
101-Landing Facilities		420
190-Investments in Public Sector and Other Undertakings		28065
400-Feasibility Studies		100
800-Other Expenditure		319055
<b>Total: Government of West Bengal</b>	<b>0</b>	<b>347640</b>
<b>Total: Capital Outlay on Inland Water Transport</b>	<b>118098</b>	<b>2385532</b>

Economic Services

**No. 51-C-7056-ACCOUNT of LOANS for INLAND WATER TRANSPORT showing the amounts ADVANCED and REPAID during the year ended 31st March, 2002 and the BALANCES of such LOANS at the commencement and at the end of the year 2001-02-Concl'd.**

	Union Government	STATE GOVERNMENTS			Total
		Kerala	Tamil Nadu	West Bengal	
(In thousands of rupees)					
<b>190-Loans to Public Sector and other Undertakings-</b>					
Balance 1st April 2001	2027857	372	--	2571	2030800
Advanced during the year	431300	--	--	--	431300
Repaid during the year	1829223	--	--	--	1829223
Balance 31st March, 2002	629934	372	0	2571	632877
<b>800-Other Loans-</b>					
Balance 1st April 2001	--	--	-97	--	-97
Advanced during the year	--	--	--	--	0
Repaid during the year	--	--	--	--	0
Balance 31st March, 2002	0	0	-97	0	-97
<b>Total: Loans for Inland Water Transport</b>					
Balance 1st April 2001	2027857	372	-97	2571	2030703
Advanced during the year	431300	0	0	0	431300
Repaid during the year	1829223	0	0	0	1829223
Balance 31st March, 2002	629934	372	-97	2571	632780
Interest received and credited to revenue	2422777	--	--	--	2422777

**No. 52-1075-ACCOUNT of RECEIPTS from OTHER TRANSPORT SERVICES for the  
year ended 31st March 2002-Concl.**

(In thousands of rupees)

	Union Government	STATE GOVERNMENTS							Total
		Arunāchal Pradesh	Assam	Bihar	Jammu and Kashmir	Kerala	Nagaland	Uttar Pradesh	
101-Receipts from River Training Works									0
800-Other Receipts						304			304
<b>Total: Receipts from Other Transport Services</b>	<b>0</b>	<b>0</b>	<b>0</b>	<b>0</b>	<b>0</b>	<b>304</b>	<b>0</b>	<b>0</b>	<b>304</b>

**No. 52-A-3075-ACCOUNT of EXPENDITURE on OTHER TRANSPORT SERVICES for the  
year ended 31st March, 2002 - Concl'd.**

	Union Government	STATE GOVERNMENTS						Total
		Bihar	NCT Delhi	Jharkhand	Kerala	Nagaland	Tripura	
<b>01-River Training Works-</b>								
201-Farakka Project	203337							203337
600-Other River Training Works								0
<b>Total: 01</b>	<b>203337</b>	<b>0</b>	<b>0</b>	<b>0</b>	<b>0</b>	<b>0</b>	<b>0</b>	<b>203337</b>
<b>60-Others-</b>								
001-Direction and Administration		1800						1800
003-Training								0
004-Research								0
101-Subsidy to Railways towards Dividend Relief and Other Concessions	8959616			2500000				11459616
800-Other Expenditure	21611		375		12015		1025	35026
<b>Total: 60</b>	<b>8981227</b>	<b>1800</b>	<b>375</b>	<b>2500000</b>	<b>12015</b>	<b>0</b>	<b>1025</b>	<b>11496442</b>
<b>Total: Expenditure on Other Transport Services</b>	<b>9184564</b>	<b>1800</b>	<b>375</b>	<b>2500000</b>	<b>12015</b>	<b>0</b>	<b>1025</b>	<b>11699779</b>
Charged								0
Voted	9184564	1800	375	2500000	12015	0	1025	11699779

Economic Services

**No. 52-B-5075-ACCOUNT of CAPITAL OUTLAY on OTHER TRANSPORT SERVICES during and to the end of the year 2001-02-Conclid.**

	(In thousands of rupees)	
	Expenditure	
	During the year	To end of the year
<b>UNION GOVERNMENT</b>		
<b>01-River Training Works-</b>		
201-Farakka Project	128461	1673345
600-Other River Training Works	-	962488
<b>60-Others-</b>		
800-Other Expenditure	-	2385033
<b>Total: Union Government</b>	<b>128461</b>	<b>5020866</b>
Charged	-	-
Voted	128461	5020866
<b>STATE GOVERNMENTS</b>		
<b>GOVERNMENT OF BIHAR</b>		
<b>01-River Training Works-</b>		
001-Direction and Administration	-	87
600-Other River Training Works	-	17774
<b>Total: Government of Bihar</b>	<b>0</b>	<b>17861</b>
<b>NCT DELHI</b>		
<b>60-Others-</b>		
800-Other Expenditure	17052	678265
<b>Total : NCT Delhi</b>	<b>17052</b>	<b>678265</b>
<b>GOVERNMENT OF GOA</b>		
<b>60-Others-</b>		
190- Investment in Public Sector and other Undertakings	10000	446500
<b>Total: Government of Goa</b>	<b>10000</b>	<b>446500</b>
<b>GOVERNMENT OF KARNATAKA</b>		
<b>60-Others-</b>		
190- Investment in Public Sector and other Undertakings	-	1209700
<b>Total: Government of Karnataka</b>	<b>0</b>	<b>1209700</b>
<b>GOVERNMENT OF KERALA</b>		
<b>60-Others-</b>		
190- Investment in Public Sector and other Undertakings	-	480000
800-Other Expenditure	72422	176356
<b>Total: Government of Kerala</b>	<b>72422</b>	<b>656356</b>
<b>GOVERNMENT OF MAHARASHTRA</b>		
<b>60-Others-</b>		
190- Investment in Public Sector and other Undertakings	36175	1610675
<b>Total: Government of Maharashtra</b>	<b>36175</b>	<b>1610675</b>
<b>GOVERNMENT OF WEST BENGAL</b>		
<b>60-Others-</b>		
190-Investment in Public Sector & other Undertakings	140000	210000
800- Other Expenditure	33937	179692
<b>Total: Government of West Bengal</b>	<b>173937</b>	<b>389692</b>
<b>Total: Capital Outlay on Other Transport Services</b>	<b>438047</b>	<b>10029915</b>





## COMBINED FINANCE AND REVENUE ACCOUNTS OF THE UNION AND STATE GOVERNMENTS IN INDIA FOR THE YEAR 2001-02

No. 52-C-7075-ACCOUNT of LOANS for OTHER TRANSPORT SERVICES showing amounts ADVANCED and REPAID during the year ended 31st March, 2002 and the BALANCES of such LOANS at the commencement and at the end of the year 2001-02-Contd.

Item No.	STATE GOVERNMENTS								Total carried over
	Gujarat	Haryana	Himachal Pradesh	Jammu and Kashmir	Jharkhand	Karnataka	Kerala	Madhya Pradesh	
1								100	1108322
2									1129400
3									0
4	0	0	0	0	0	0	0	100	2237722
5									0
6									0
7									0
8	0	0	0	0	0	0	0	0	0
9									33105
10									0
11									0
12	0	0	0	0	0	0	0	0	33105
13	2396			499				5951	138857
14									0
15									0
16	2396	0	0	499	0	0	0	5951	138857
17									1400
18									0
19									1400
20	0	0	0	0	0	0	0	0	0
21	2396	0	0	499	0	0	0	6051	1281684
22	0	0	0	0	0	0	0	0	1129400
23	0	0	0	0	0	0	0	0	1400
24	2396	0	0	499	0	0	0	6051	2409684
25									0

(A) Allocated to M.P. on location basis as per section 41(1) of M.P. Re-organisation Act, 2000.

**No. 52-C-7075-ACCOUNT of LOANS for OTHER TRANSPORT SERVICES showing amounts ADVANCED and REPAYD during the year ended 31st March, 2002 and the BALANCES of such LOANS at the commencement and at the end of the year 2001-02-Contd.**

	Total brought forward	STATE GOVERNMENTS						Item No.
		Maharashtra	Manipur	Meghalaya	Mizoram	Nagaland	Orissa	
(In thousands of rupees)								
<b>01-Roads and Bridges-</b>								
<b>190-Loans to Public Sector and other Undertakings-</b>								
Balance 1st April, 2001	1108322	7660						1
Advanced during the year	1129400							2
Repaid during the year	0							3
Balance 31st March, 2002	2237722	7660	0	0	0	0	0	4
<b>191-Loans to Local Bodies and Municipalities/Municipal Corporations-</b>								
Balance 1st April, 2001	0							5
Advanced during the year	0							6
Repaid during the year	0							7
Balance 31st March, 2002	0	0	0	0	0	0	0	8
<b>796-Tribal Area Sub-Plan-</b>								
Balance 1st April, 2001	33105							9
Advanced during the year	0							10
Repaid during the year	0							11
Balance 31st March, 2002	33105	0	0	0	0	0	0	12
<b>800-Other Loans-</b>								
Balance 1st April, 2001	138857	445						13
Advanced during the year	0							14
Repaid during the year	0							15
Balance 31st March, 2002	138857	445	0	0	0	0	0	16
<b>60-Other Transport Services-</b>								
<b>800-Other Loans-</b>								
Balance 1st April, 2001	1400							17
Advanced during the year	0							18
Repaid during the year	1400							19
Balance 31st March, 2002	0	0	0	0	0	0	0	20
<b>Total: Loans for Other Transport Services-</b>								
Balance 1st April, 2001	1281684	8105	0	0	0	0	0	21
Advanced during the year	1129400	0	0	0	0	0	0	22
Repaid during the year	1400	0	0	0	0	0	0	23
Balance 31st March, 2002	2409684	8105	0	0	0	0	0	24
Interest received and credited to revenue	0							25

## COMBINED FINANCE AND REVENUE ACCOUNTS OF THE UNION AND STATE GOVERNMENTS IN INDIA FOR THE YEAR 2001-02

No. 52-C-7075-ACCOUNT of LOANS for OTHER TRANSPORT SERVICES showing amounts ADVANCED and REPAID during the year ended 31st March, 2002 and the BALANCES of such LOANS at the commencement and at the end of the year 2001-02-Consolid.

Item No.	STATE GOVERNMENTS								Total
	Punjab	Rajasthan	Sikkim	Tamil Nadu	Tripura	Uttar Pradesh	Uttaranchal	West Bengal	
1						70000			1185982
2						64210			1193610
3									0
4	0	0	0	0	0	134210	0	0	2379592
5				185447					185447
6									0
7									0
8	0	0	0	185447	0	0	0	0	185447
9									33105
10									0
11									0
12	0	0	0	0	0	0	0	0	33105
13		82		33614		3361		4248602	4424961
14								35000	35000
15									0
16	0	82	0	33614	0	3361 (A)	0	4283602	4459961
17			138						1538
18									0
19									1400
20	0	0	138	0	0	0	0	0	138
21	0	82	138	219061	0	73361	0	4248602	5831033
22	0	0	0	0	0	64210	0	35000	1228610
23	0	0	0	0	0	0	0	0	1400
24	0	82	138	219061	0	137571	0	4283602	7058243
25									0

(A) An amount of Rs. 3361 thousands yet to be apportioned between successor state of U.P. and Uttaranchal.

## No. 63-A-3252-ACCOUNT of EXPENDITURE on SATELLITE SYSTEM for the year ended 31st March, 2002-Concl'd.

	(In thousands of rupees)			
		STATE GOVERNMENTS		
	Union Government	Orissa Government	Total	
001-Direction and Administration				0
003-Training				0
004-Research and Development				0
053-Operation and Maintenance	6133796			6133796
101-Management				0
800-Other Expenditure				0
<b>Total: Expenditure on Satellite System</b>	<b>6133796</b>	<b>0</b>		<b>6133796</b>
Charged				0
Voted	6133796			6133796

## No. 53-B-5252-ACCOUNT of CAPITAL OUTLAY on SATELLITE SYSTEM during and to the end of the year 2001-02-Concl'd.

	(In thousands of rupees)	
	Expenditure	
	During the year	To end of the year
<b>UNION GOVERNMENT</b>		
201-Project Management		108125
202-Launch Services		2176118
203-Space Crafts	422100	1515922
204-Master Control Facility	41480	646463
283-Housing	3219	22642
<b>Total: Capital Outlay on Satellite System</b>	<b>466799</b>	<b>4469270</b>

**No. 54-1275-ACCOUNT of RECEIPTS from OTHER COMMUNICATION SERVICES for the  
year ended 31st March 2002-Concl.**

(In thousands of rupees)

	Union Government	STATE GOVERNMENTS			Total
		Arunachal Pradesh	Punjab	Tripura	
102-Receipts from Monitoring Organisation	565				565
103-Receipts from Wireless Planning and Co-ordination Organisation	6950780				6950780
104-Telecommunication Licence Fee	62382562				62382562
208-Satellite System					0
800-Other Receipts	10849453	35385	1		10884839
<b>Total: Receipts from Other Communication Services</b>	<b>80183360</b>	<b>35385</b>	<b>1</b>	<b>0</b>	<b>80218746</b>

**No. 54-A-3275-ACCOUNT of EXPENDITURE on OTHER COMMUNICATION SERVICES for the  
year ended 31st March, 2002-Concl'd.**

(In thousands of rupees)

	Union Government	STATE GOVERNMENTS			Total
		Arunachal Pradesh	Gujarat	Tripura	
101-Wireless Planning And Co-ordination	23571			76427	99998
102-Monitoring Services	73002		98		73100
798-International Co-operation					0
799-Suspense	893				893
800-Other Expenditure	24529616	77502			24607118
<b>Total: Expenditure on Other Communication Services</b>	<b>24627082</b>	<b>77502</b>	<b>98</b>	<b>76427</b>	<b>24781109</b>
Charged					
Voted	24627082	77502	98	76427	24781109

**No. 54-B-5275-ACCOUNT of CAPITAL OUTLAY on OTHER COMMUNICATION SERVICES during and to the end of the year 2001-02-Concl'd.**

	(In thousands of rupees)	
	Expenditure	
	During the year	To end of the year
<b>UNION GOVERNMENT</b>		
101-Other Communication Facilities		117786
800-Other Expenditure	63	7321
<b>Total: Union Government</b>	<b>63</b>	<b>1185107</b>
<b>STATE GOVERNMENTS</b>		
<b>ASSAM</b>		
800- Other Expenditure		107
<b>Total: Government of Assam</b>	<b>0</b>	<b>107</b>
<b>GUJARAT</b>		
101-Other Communication Facilities		--
<b>Total: Government of Gujarat</b>	<b>0</b>	<b>0</b>
<b>JAMMU AND KASHMIR,</b>		
101-Other Communication Facilities		40
800-Other Expenditure		169
<b>Total: Government of Jammu and Kashmir</b>	<b>0</b>	<b>209</b>
<b>MEGHALAYA</b>		
101-Other Communication Facilities		4473
<b>Total: Government of Meghalaya</b>	<b>0</b>	<b>4473</b>
<b>ORISSA</b>		
901-Deduct- Receipts and Recoveries on Capital Account		-800
<b>Total: Government of Orissa</b>	<b>0</b>	<b>-800</b>
<b>PUNJAB</b>		
101-Other Communication Facilities		153
<b>Total: Government of Punjab</b>	<b>0</b>	<b>153</b>
<b>Total: Capital Outlay on Other Communication Services</b>	<b>63</b>	<b>1189249</b>



**NO. 54-C-7275-ACCOUNT of LOANS for OTHER COMMUNICATION SERVICES showing the amounts ADVANCED and REPAYED during the year ended 31st March, 2002 and the BALANCES of such LOANS at the commencement and at the end of the year 2001-02-Concl'd.**

	(In thousands of rupees)
	Union Government
<b>190- Loans to Public Sectors and other Undertakings-</b>	
Balance 1st April, 2001	(A) -39753
Advanced during the year	--
Repaid during the year	--
Balance 31st March, 2002	-39753
<b>800-Other Loans-</b>	
Balance 1st April, 2001	18
Advanced during the year	--
Repaid during the year	--
Balance 31st March, 2002	18
<b>Total : Loans for other Communication Services-</b>	
Balance 1st April, 2001	-39735
Advanced during the year	0
Repaid during the year	0
Balance 31st March, 2002	-39735
Interest received and credited to revenue	--

(A) Adverse balance is under investigation.

## No. 55-1425-ACCOUNT of RECEIPTS from OTHER SCIENTIFIC RESEARCH for the year ended 31st March, 2002

(In thousands of rupees)

	Union Government	U.T. Govt. Pondicherry	STATE GOVERNMENTS							Item No.
			Andhra Pradesh	Arunachal Pradesh	Assam	Bihar	Chhattisgarh	NCT Delhi	Goa	
101-Oceanographic Research										1
102-Space Research	8040				126					2
103-National Test House	19622									3
201-Survey of India	51086									4
800-Other Receipts	1705635	14	84		1574					5
900-Deduct-Refund										6
<b>Total: Receipts from Other Scientific Research</b>	<b>1784383</b>	<b>14</b>	<b>84</b>	<b>0</b>	<b>1700</b>	<b>0</b>	<b>0</b>	<b>0</b>	<b>0</b>	<b>7</b>

## No. 55-1425-ACCOUNT of RECEIPTS from OTHER SCIENTIFIC RESEARCH for the year ended 31st March, 2002-Contd.

(In thousands of rupees)

	Total brought forward	STATE GOVERNMENTS						Item No.
		Maharashtra	Manipur	Meghalaya	Mizoram	Nagaland	Orissa	
101-Oceanographic Research	0							1
102-Space Research	8166							2
103-National Test House	19622							3
201-Survey of India	51086							4
800-Other Receipts	1712950			18				5
900-Deduct-Refund	0							6
<b>Total: Receipts from Other Scientific Research</b>	<b>1791824</b>	<b>0</b>	<b>18</b>	<b>0</b>	<b>0</b>	<b>0</b>	<b>0</b>	<b>7</b>

## No. 55-1425-ACCOUNT of RECEIPTS from OTHER SCIENTIFIC RESEARCH for the year ended 31st March, 2002-Contd.

Item No.	STATE GOVERNMENTS								Total carried over
	Gujarat	Haryana	Himachal Pradesh	Jammu and Kashmir	Jharkhand	Karnataka	Kerala	Madhya Pradesh	
1									0
2									8166
3									19622
4									51086
5	61	3	45				4	5530	1712950
6									0
7	61	3	45	0	0	4	5530	0	1791824

## No. 55-1425-ACCOUNT of RECEIPTS from OTHER SCIENTIFIC RESEARCH for the year ended 31st March, 2002-Concl.

Item No.	STATE GOVERNMENTS								Total
	Punjab	Rajasthan	Sikkim	Tamil Nadu	Tripura	Uttar Pradesh	Uttaranchal	West Bengal	
1									0
2									8166
3									19622
4									51086
5				2083				4350	1719401
6									0
7	0	0	0	2083	0	0	0	4350	1798275

Economic Services

## No. 55-A-3425-ACCOUNT of EXPENDITURE on OTHER SCIENTIFIC RESEARCH for the Year ended 31st March, 2002

	Union Government	U.T. Govt. Pondicherry	STATE GOVERNMENTS							Item No.
			Andhra Pradesh	Arunachal Pradesh	Assam	Bihar	Chhattisgarh	NCT Delhi	Goa	
<b>01-Survey of India-</b>										
001-Direction of Administration	264327									1
003-Training	32223									2
101-Topographical Survey	838775									3
102-Assistance to Scientific Bodies										4
103-Publications of map, charts, reports etc.	156775				-107					5
104-Survey of Developmental Projects										6
283-Housing										7
800-Other Expenditure	121969									8
<b>Total: 01</b>	<b>1414069</b>	<b>0</b>	<b>0</b>	<b>0</b>	<b>-107</b>	<b>0</b>	<b>0</b>	<b>0</b>	<b>0</b>	<b>9</b>
<b>60-Others-</b>										
001-Direction and Administration	5213			64	3460					10
004-Research and Development	27530	1211						30060		11
101-National Test Houses	110565									12
102-National Atlas and Thematic Mapping Organisation	74426									13
151-Assistance to Council of Scientific and Industrial Research	8922600									14
191-Assistance to Local Bodies, Corporation etc.										15
200-Assistance to other Scientific Bodies	5300111		25615	2131	9757		200			16
600-Other Schemes	647842									17
789-Special Component Plan for Scheduled Castes										18
796-Tribal Area Sub-plan										19
798-International Co-operation	270651									20
800-Other Expenditure	50781	7816							1842	21
911-Deduct - Recoveries of Overpayment										22
<b>Total: 60</b>	<b>15409719</b>	<b>9027</b>	<b>25615</b>	<b>2195</b>	<b>13217</b>	<b>0</b>	<b>200</b>	<b>30060</b>	<b>1842</b>	<b>23</b>
<b>Total: Expenditure on Other Scientific Research</b>	<b>16823788</b>	<b>9027</b>	<b>25615</b>	<b>2195</b>	<b>13110</b>	<b>0</b>	<b>200</b>	<b>30060</b>	<b>1842</b>	<b>24</b>
Charged	71									25
Voted	16823717	9027	25615	2195	13110	0	200	30060	1842	26

## COMBINED FINANCE AND REVENUE ACCOUNTS OF THE UNION AND STATE GOVERNMENTS IN INDIA FOR THE YEAR 2001-02

## No. 55-A-3425-ACCOUNT of EXPENDITURE on OTHER SCIENTIFIC RESEARCH for the Year ended 31st March, 2002-Contd.

Item No.	STATE GOVERNMENTS								Total carried over
	Gujarat	Haryana	Himachal Pradesh	Jammu and Kashmir	Jharkhand	Karnataka	Kerala	Madhya Pradesh	
1									264327
2									32223
3									838775
4									0
5									156668
6									0
7									0
8									121969
9	0	0	0	0	0	0	0	0	1413962
10	16120	28015	808						53680
11			342						59143
12									110565
13									74426
14	10312								8932912
15						1318			1318
16	1330		7705			10398	106444	20962	5484653
17									647842
18									0
19			480						480
20									270651
21									60439
22							-9		-9
23	27762	28015	9335	0	0	11716	106435	20962	15696100
24	27762	28015	9335	0	0	11716	106435	20962	17110062
25									71
26	27762	28015	9335	0	0	11716	106435	20962	17109991

\* Excludes Rs. 1,500 thousands spent out of an advance from the Contingency Fund during 2001-02 but not recouped to

Economic Services

## No. 55-A-3425-ACCOUNT of EXPENDITURE on OTHER SCIENTIFIC RESEARCH for the Year ended 31st March, 2002-Contd.

	Total brought forward	STATE GOVERNMENTS						Item No.
		Maharashtra	Manipur	Meghalaya	Mizoram	Nagaland	Orissa	
<b>01-Survey of India-</b>								
001-Direction of Administration	264327							1
003-Training	32223							2
101-Topographical Survey	838775							3
102-Assistance to Scientific Bodies	0							4
103-Publications of map, charts, reports etc.	156668							5
104-Survey of Developmental Projects	0							6
283-Housing	0							7
800-Other Expenditure	121969							8
<b>Total: 01</b>	<b>1413962</b>	<b>0</b>	<b>0</b>	<b>0</b>	<b>0</b>	<b>0</b>	<b>0</b>	<b>9</b>
<b>60-Others-</b>								
001-Direction and Administration	53680		4125					10
004-Research and Development	59143		3011	1083	11123	1000		11
101-National Test Houses	110565							12
102-National Atlas and Thematic Mapping Organisation	74426							13
151-Assistance to Council of Scientific and Industrial Research	8932912							14
191-Assistance to Local Bodies, Corporation etc.	1318							15
200-Assistance to other Scientific Bodies	5484653	6500					51609	16
600-Other Schemes	647842							17
789-Special Component Plan for Scheduled Castes	0							18
796-Tribal Area Sub-plan	480							19
798-International Co-operation	270651							20
800-Other Expenditure	60439					16667		21
911-Deduct - Recoveries of Overpayment	-9							22
<b>Total: 60</b>	<b>15696100</b>	<b>6500</b>	<b>7136</b>	<b>1083</b>	<b>11123</b>	<b>17667</b>	<b>51609</b>	<b>23</b>
<b>Total: Expenditure on Other Scientific Research</b>	<b>17110062</b>	<b>6500</b>	<b>7136</b>	<b>1083</b>	<b>11123</b>	<b>17667</b>	<b>51609</b>	<b>24</b>
Charged	71							25
Voted	17109991	6500	7136	1083	11123	17667	51609	26

## COMBINED FINANCE AND REVENUE ACCOUNTS OF THE UNION AND STATE GOVERNMENTS IN INDIA FOR THE YEAR 2001-02

No. 66-A-3425-ACCOUNT of EXPENDITURE on OTHER SCIENTIFIC RESEARCH for the Year ended 31st March, 2002-Concl'd.

Item No.	STATE GOVERNMENTS								Total
	Punjab	Rajasthan	Sikkim	Tamil Nadu	Tripura	Uttar Pradesh	Uttaranchal	West Bengal	
1									264327
2									32223
3									838775
4								2	2
5									156668
6									0
7									0
8		25420						532	147921
9	0	25420	0	0	0	0	0	534	1439916
10			2628		3711				64144
11							18039	2044	95443
12									110565
13									74426
14									8932912
15									1318
16	3915		3800	47957		69841		10479	5678754
17									647842
18								1142	1142
19									480
20									270651
21	8201				1270				86577
22									-9
23	12116	0	6428	47957	4981	69841	18039	13665	15964245
24	12116	25420	6428	47957	4981	69841	18039	14199	17404161
25									71
26	12116	25420	6428	47957	4981	69841	18039	14199	17404090

Economic Services

**No. 55-B-5425-ACCOUNT of CAPITAL OUTLAY on OTHER SCIENTIFIC AND ENVIRONMENTAL RESEARCH during and to the end of the year 2001-02-Concl'd.**

	(In thousands of rupees)	
	Expenditure	
	During the year	To end of the year
<b>UNION GOVERNMENT</b>		
190-Investment in Public Sector and other Undertakings	--	88250
201-Survey of India	71669	1070256
208-Ecology and Environment	--	949913
600-Other Services	121981	23926
800-Other Expenditure	131625	1150088
<b>Total: Union Government</b>	<b>325275</b>	<b>3282433</b>
<b>STATE GOVERNMENTS</b>		
<b>ARUNACHAL PRADESH</b>		
600-Other services	--	956
<b>Total: Government of Arunachal Pradesh</b>	<b>0</b>	<b>956</b>
<b>NCT DELHI</b>		
208-Ecology and Environment	--	10413
<b>Total : NCT Delhi</b>	<b>0</b>	<b>10413</b>
<b>GOA</b>		
800-Other Expenditure	--	401
<b>Total : Government of Goa</b>	<b>0</b>	<b>401</b>
<b>GUJARAT</b>		
800-Other Expenditure	19	1171
<b>Total : Government of Gujarat</b>	<b>19</b>	<b>1171</b>
<b>MANIPUR</b>		
800-Other Expenditure	-989	8042
<b>Total: Government of Manipur</b>	<b>-989</b>	<b>8042</b>
<b>NAGALAND</b>		
800-Other Expenditure	--	1262
<b>Total: Government of Nagaland</b>	<b>0</b>	<b>1262</b>
<b>PUNJAB</b>		
208-Ecology and Environment	--	10385
600-Other Services	--	6609
800-Other Expenditure	26948	514713
<b>Total: Government of Punjab</b>	<b>26948</b>	<b>531707</b>
<b>RAJASTHAN</b>		
800-Other Expenditure	--	2948
<b>Total: Government of Rajasthan</b>	<b>0</b>	<b>2948</b>
<b>TAMIL NADU</b>		
600-Other Services	--	162
<b>Total: Government of Tamil Nadu</b>	<b>0</b>	<b>162</b>
<b>TRIPURA</b>		
800-Other Expenditure	500	14852
<b>Total: Government of Tripura</b>	<b>500</b>	<b>14852</b>
<b>UTTAR PRADESH</b>		
800-Other Expenditure	--	40887
<b>Total: Government of Uttar Pradesh</b>	<b>0</b>	<b>40887</b>
<b>Total: Capital Outlay on Other Scientific and Environmental Research</b>	<b>351753</b>	<b>3895234</b>



No. 55-C-7425-ACCOUNT of LOANS for OTHER SCIENTIFIC RESEARCH showing the amounts ADVANCED and REPAYED during the year ended 31st March, 2002 and the BALANCES of such LOANS at the commencement and at the end of the year 2001-02 - Concl'd.

( In thousands of rupees)				
	Union Government	Andhra Pradesh	West Bengal	Total
<b>190-Loans to Public Sector and other Undertakings-</b>				
Balance 1st April, 2001	94214		100	94314
Amount Advanced during the year				0
Repaid during the year	1788			1788
Balance 31st March, 2002	92426	0	100	92526
<b>800-Other Loans-</b>				
Balance 1st April, 2001	23075	3000	2	26077
Amount Advanced during the year	7000			7000
Repaid during the year	7334	659		7993
Balance 31st March, 2002	22741	2341	2	25084
<b>Total: Loans for Other Scientific Research-</b>				
Balance 1st April, 2001	117289	3000	102	120391
Amount Advanced during the year	7000	0	0	7000
Repaid during the year	9122	659	0	9781
Balance 31st March, 2002	115167	2341	102	117610
Interest received and credited to revenue	1880			1880

## No. 56-A-3435-ACCOUNT of EXPENDITURE on ECOLOGY AND ENVIRONMENT for the year ended 31st March, 2002

	Union Government	U.T. Govt. Pondicherry	STATE GOVERNMENTS							Item No.
			Andhra Pradesh	Arunachal Pradesh	Assam	Bihar	Chhattisgarh	NCT Delhi	Goa	
(In thousands of rupees)										
<b>01-Survey (Botanical)-</b>										
001-Direction and Administration	43614									1
004-Research	98621									2
005-Investigation	8266									3
800-Other Expenditure	500									4
<b>Total: 01</b>	<b>161001</b>	<b>0</b>	<b>0</b>	<b>0</b>	<b>0</b>	<b>0</b>	<b>0</b>	<b>0</b>	<b>0</b>	<b>5</b>
<b>02-Survey (Zoological)-</b>										
001-Direction and Administration	44096									6
003-Training	338									7
004-Research	88921									8
005-Investigation	3551									9
800-Other Expenditure										10
<b>Total: 02</b>	<b>136906</b>	<b>0</b>	<b>0</b>	<b>0</b>	<b>0</b>	<b>0</b>	<b>0</b>	<b>0</b>	<b>0</b>	<b>11</b>
<b>03-Environmental Research and Ecological Regeneration-</b>										
001-Direction and Administration										12
003-Environmental Education/ Training/Extension	132183									13
101-Conservation Programmes	46506									14
102-Environmental Planning and Co-ordination	95633									15
103-Research and Ecological Regeneration	189381							8000		16
796-Tribal Area Sub-Plan										17
798-International Co-operation	21406									18
800-Other Expenditure										19
911-Deduct Recoveries of Overpayments										20
<b>Total: 03</b>	<b>485109</b>	<b>0</b>	<b>0</b>	<b>0</b>	<b>0</b>	<b>0</b>	<b>0</b>	<b>8000</b>	<b>0</b>	<b>21</b>
<b>04-Prevention and Control of Pollution-</b>										
001-Direction and Administration										22
101-Prevention of Pollution of Ganga	2972229									23
103-Prevention of Air and Water Pollution	969141		26824		2529					24
104-Impact Assessment	44811									25
800-Other Expenditure								47641		26
911-Deduct Recoveries of Overpayments										27
<b>Total: 04</b>	<b>3986181</b>	<b>0</b>	<b>26824</b>	<b>0</b>	<b>2529</b>	<b>0</b>	<b>0</b>	<b>47641</b>	<b>0</b>	<b>28</b>
<b>60-Others-</b>										
001-Direction and Administration	5256									29
191-Assistance to Local Bodies, Corporations etc.	1462									30
800-Other Expenditure	454351			750				6500	1427	31
<b>Total: 60</b>	<b>461069</b>	<b>0</b>	<b>0</b>	<b>750</b>	<b>0</b>	<b>0</b>	<b>0</b>	<b>6500</b>	<b>1427</b>	<b>32</b>
<b>Total: Expenditure on Ecology and Environment</b>	<b>5220268</b>	<b>0</b>	<b>26824</b>	<b>750</b>	<b>2529</b>	<b>0</b>	<b>0</b>	<b>62141</b>	<b>1427</b>	<b>33</b>
Charged										34
Voled	5220268	0	26824	750	2529	0	0	62141	1427	35

## No. 56-A-3435-ACCOUNT of EXPENDITURE on ECOLOGY AND ENVIRONMENT for the year ended 31st March, 2002-Contd.

Item No.	STATE GOVERNMENTS								Total carried over
	Gujarat	Haryana	Himachal Pradesh	Jammu and Kashmir	Jharkhand	Karnataka	Kerala	Madhya Pradesh	
1									43814
2									98621
3									8266
4									500
5	0	0	0	0	0	0	0	0	161001
6									44096
7									338
8									88921
9									3551
10									0
11	0	0	0	0	0	0	0	0	136906
12		3748							3748
13	3999					13934	336		150452
14			4820						51326
15							453		96086
16	1295								198676
17									0
18									21406
19		2737							2737
20							-25		-25
21	5294	6485	4820	0	0	13934	764	0	524406
22									0
23									2972229
24						600			999094
25									44811
26				85312					132953
27									0
28	0	0	0	85312	0	600	0	0	4149087
29									5256
30									1462
31						4449			467477
32	0	0	0	0	0	4449	0	0	474196
33	5294	6485	4820	85312	0	18983	764	0	6435596
34									0
35	5294	6485	4820	85312	0	18983	764	0	5435595

## No. 56-A-3435-ACCOUNT of EXPENDITURE on ECOLOGY AND ENVIRONMENT for the year ended 31st March, 2002-Contd.

	Total brought forward	(In thousands of rupees)						Item No.
		STATE GOVERNMENTS						
		Maharashtra	Manipur	Meghalaya	Mizoram	Nagaland	Orissa	
<b>01-Survey (Botanical)-</b>								
001-Direction and Administration	43614							1
004-Research	98621							2
005-Investigation	8266							3
800-Other Expenditure	500							4
<b>Total: 01</b>	<b>151001</b>	<b>0</b>	<b>0</b>	<b>0</b>	<b>0</b>	<b>0</b>	<b>0</b>	<b>5</b>
<b>02-Survey (Zoological)-</b>								
001-Direction and Administration	44096							6
003-Training	338				274			7
004-Research	88921							8
005-Investigation	3551							9
800-Other Expenditure	0							10
<b>Total: 02</b>	<b>136906</b>	<b>0</b>	<b>0</b>	<b>0</b>	<b>274</b>	<b>0</b>	<b>0</b>	<b>11</b>
<b>03-Environmental Research and Ecological Regeneration-</b>								
001-Direction and Administration	3748							12
003-Environmental Education/ Training/Extension	150452		2568					13
101-Conservation Programmes	51328							14
102-Environmental Planning and Co-ordination	98086					500	89662	15
103-Research and Ecological Regeneration	198676						13883	16
796-Tribal Area Sub-Plan	0							17
798-International Co-operation	21406							18
800-Other Expenditure	2737							19
911-Deduct Recoveries of Overpayments	-25							20
<b>Total: 03</b>	<b>624406</b>	<b>0</b>	<b>2568</b>	<b>0</b>	<b>0</b>	<b>500</b>	<b>103545</b>	<b>21</b>
<b>04-Prevention and Control of Pollution-</b>								
001-Direction and Administration	0							22
101-Prevention of Pollution of Ganga	2972229							23
103-Prevention of Air and Water Pollution	999094	958					700	24
104-Impact Assessment	44811		1350					25
800-Other Expenditure	132953						100	26
911-Deduct Recoveries of Overpayments	0							27
<b>Total: 04</b>	<b>4149087</b>	<b>958</b>	<b>1350</b>	<b>0</b>	<b>0</b>	<b>0</b>	<b>800</b>	<b>28</b>
<b>60-Others-</b>								
001-Direction and Administration	5256							29
191-Assistance to Local Bodies, Corporations etc.	1462							30
800-Other Expenditure	467477		3051				283	31
<b>Total: 60</b>	<b>474195</b>	<b>0</b>	<b>3051</b>	<b>0</b>	<b>0</b>	<b>0</b>	<b>283</b>	<b>32</b>
<b>Total: Expenditure on Ecology and Environment</b>	<b>6435595</b>	<b>958</b>	<b>6969</b>	<b>0</b>	<b>274</b>	<b>500</b>	<b>104628</b>	<b>33</b>
Charged	0							34
Voted	5435595	958	6969	0	274	500	104628	35

## COMBINED FINANCE AND REVENUE ACCOUNTS OF THE UNION AND STATE GOVERNMENTS IN INDIA FOR THE YEAR 2001-02

## No. 66-A-3435-ACCOUNT of EXPENDITURE on ECOLOGY AND ENVIRONMENT for the year ended 31st March, 2002-Contd.

Item No.	STATE GOVERNMENTS								Total
	Punjab	Rajasthan	Sikkim	Tamil Nadu	Tripura	Uttar Pradesh	Uttaranchal	West Bengal	
1									43614
2									98621
3									8266
4									500
5	0	0	0	0	0	0	0	0	151001
6									44096
7									612
8									88921
9									3551
10									0
11	0	0	0	0	0	0	0	0	137180
12				4430					8178
13			1440						154460
14			752						52078
15		6569							192817
16			176						212735
17									0
18									21406
19	2000								4737
20									25
21	2000	6569	2368	4430	0	0	0	0	646386
22									0
23									2972229
24			221	7149					1008122
25									46161
26									133053
27									0
28	0	0	221	7149	0	0	0	0	4189566
29									5256
30									1462
31									470811
32	0	0	0	0	0	0	0	0	477529
33	2000	6569	2589	11579	0	0	0	0	5671661
34									0
35	2000	6569	2589	11579	0	0	0	0	5571661

Economic Services

## No. 57-A-3451 - EXPENDITURE on SECRETARIAT-ECONOMIC SERVICES for the year ended 31st March, 2002

(In thousands of rupees)

	Union Government	U.T. Govt Pondicherry	STATE GOVERNMENTS							Item No.
			Andhra Pradesh	Arunachal Pradesh	Assam	Bihar	Chhattisgarh	NCT Delhi	Goa	
001-Direction and Administration										1
090-Secretariat	4641033		630770	12318	103942	117027	6964	4980	14493	2
091-Attached Offices	1431512	38435		1067	347188		7766			3
092-Other Offices	42073		1089343				800			4
101-Planning Commission/Planning Board	273210		5000	1145	237		1071			5
102-District planning Machinery	856		68675	282982	289			20881		6
190-Assistance to Public Sector and Other Undertakings										7
191-Assistance to Local Bodies, Corporations etc.										8
789-Special Component Plan for Scheduled Castes			112025							9
790-International Conference/Meeting										10
796-Tribal Areas Sub-Plan			41215							11
797-Transfers to/from Reserve Funds and Deposit Accounts										12
800-Other Expenditure	43052								1547	13
902-Deduct-Amount met from Central Road Fund										14
911-Deduct-Recoveries of Overpayments	-246									15
<b>Total : EXPENDITURE on Secretariat Economic Services</b>	<b>6431490</b>	<b>38435</b>	<b>1947028</b>	<b>297512</b>	<b>451656</b>	<b>117027</b>	<b>16601</b>	<b>25861</b>	<b>16040</b>	<b>16</b>
Charged	2267									17
voted	6429223	38435	1947028	297512	451656	117027	16601	25861	16040	18

## No. 57-A-3451 - EXPENDITURE on SECRETARIAT ECONOMIC SERVICES for the year ended 31st March, 2002 - Contd.

(In thousands of rupees)

	Total brought forward	STATE GOVERNMENT						Item No.
		Maharashtra	Manipur	Meghalaya	Mizoram	Nagaland	Orissa	
001-Direction and Administration	0			6623				1
090-Secretariat	6635985	1122456 (A)	1119	22878	25310	28238	258764	2
091-Attached Offices	1900436			9911			924	3
092-Other Offices	1140398		173120			9939	20382	4
101-Planning Commission/Planning Board	997298	56121		4203	12895	19616	1256	5
102-District Planning Machinery	792962		2556	6270	2630	8759	1130130	6
190-Assistance to Public Sector and Other Undertakings	0							7
191-Assistance to Local Bodies, Corporations etc.	38134							8
789-Special Component Plan for Scheduled Castes	112025							9
790-International Conference/Meeting	0							10
796-Tribal Areas Sub-Plan	47115							11
797-Transfers to/from Reserve Funds and Deposit Accounts	0							12
800-Other Expenditure	44737			13191		300000		13
902-Deduct-Amount met from Central Road Fund	0							14
911-Deduct-Recoveries of Overpayments	-397							15
<b>Total : Expenditure on Secretariat Economic Services</b>	<b>11708673</b>	<b>1178677</b>	<b>176795</b>	<b>63076</b>	<b>40835</b>	<b>366552</b>	<b>1411456</b>	<b>16</b>
Charged	2267	12244						17
voted	11706406	1166333	176795	63076	40835	366552	1411456	18

(A) Excludes Rs 47047 thousands spent out of Contingency Fund during 2001-02 but not recouped to the fund till the close of the year.

## No. 67-A-3461 - EXPENDITURE on SECRETARIAT ECONOMIC SERVICES for the year ended 31st March, 2002 - Contd.

(In thousands of rupees)

Item No.	STATE GOVERNMENTS								Total carried over
	Gujarat	Haryana	Himachal Pradesh	Jammu and Kashmir	Jharkhand	Karnataka	Kerala	Madhya Pradesh	
1									0
2	200938	14855	32221	137587	73933	518933	73614	52357	6635965
3		13464	21427			8023		31554	1900436
4						6858	1324		1140398
5	2998	30948	505138	2388		16934	149408	8821	997298
6	32315	102066		261271			23627		792962
7									0
8						38134			38134
9									112025
10									0
11	5900								47115
12									0
13	138								44737
14									0
15							-151		-397
16	242289	161333	558786	401246	73933	588882	247822	92732	11708673
17									2267
18	242289	161333	558786	401246	73933	588882	247822	92732	11706406

## No. 67-A-3461 - EXPENDITURE on SECRETARIAT ECONOMIC SERVICES for the year ended 31st March, 2002 - Concl.

(In thousands of rupees)

Item No.	STATE GOVERNMENTS							Total	
	Punjab	Rajasthan	Sikkim	Tamil Nadu	Tripura	Uttar Pradesh	Uttaranchal		West Bengal
1									6623
2	21179	99065	8306	168465		289157		317790	8998692
3					8695			6779	1926745
4	15968		760	25698	3712	53052	8600		1451629
5	837618	2014		13393	254	45457		29883	2020008
6		131663	2756	14349					2092075
7									0
8									38134
9	500891								612916
10									0
11									47115
12									0
13						17293			375221
14									0
15									-397
16	1375656	232742	11822	221905	12661	404959	8600	354462	17668761
17									14511
18	1375656	232742	11822	221905	12661	404959	8600	354452	17554250

## No. 58-1452-ACCOUNT of RECEIPTS from TOURISM for the year ended 31st March, 2002

(In thousands of rupees)

	Union Government	U.T. Govt. Pondicherry	STATE GOVERNMENTS							Item No.	
			Andhra Pradesh	Arunachal Pradesh	Assam	Bihar	Chhattisgarh	NCT Delhi	Goa		
103-Receipts from TouristsTransport	75			10	153			7		6	1
104-Promotion and Publicity											2
105-Rent and Catering Receipts	6887	1350								3505	3
800-Other Receipts	21051	238	2025	1951	1222	2369			37	1754	4
900-Deduct-Refunds										8	5
<b>Total-Receipts from Tourism</b>	<b>28023</b>	<b>1588</b>	<b>2025</b>	<b>1961</b>	<b>1375</b>	<b>2369</b>		<b>7</b>	<b>37</b>	<b>5257</b>	<b>6</b>

## No. 58-1452-ACCOUNT of RECEIPTS from TOURISM for the year ended 31st March, 2002-Contd.

(In thousands of rupees)

	Total brought forward	STATE GOVERNMENTS						Item No.
		Maharashtra	Manipur	Meghalaya	Mizoram	Nagaland	Orissa	
103-Receipts from Tourist Transport	865		13		898	12		1
104-Promotion and Publicity	0		7					2
105-Rent and Catering Receipts	12789		45		747	22		3
800-Other Receipts	97273		6	5	1829	922	3559	4
900-Deduct-Refunds	8							5
<b>Total-Receipts from Tourism</b>	<b>110919</b>	<b>0</b>	<b>71</b>	<b>5</b>	<b>3474</b>	<b>956</b>	<b>3559</b>	<b>6</b>



## No. 58-1452-ACCOUNT OF RECEIPTS from TOURISM for the year ended 31st March, 2002-Contd.

Item No.	STATE GOVERNMENTS								Total carried over
	Gujarat	Haryana	Himachal Pradesh	Jammu and Kashmir	Jharkhand	Karnataka	Kerala	Madhya Pradesh	
1				479		135			865
2									0
3			141	478		425		3	12789
4	33	9603	6439	1102	29	33833	15577		97273
5									8
6	33	9603	6580	2059	29	34393	15577	3	110919

## No. 58-1452-ACCOUNT OF RECEIPTS from TOURISM for the year ended 31st March, 2002-Conclid.

Item No.	STATE GOVERNMENTS								Total
	Punjab	Rajasthan	Sikkim	Tamil Nadu	Tripura	Uttar Pradesh	Uttaranchal	West Bengal	
1			10			559	12212	2735	17304
2									7
3			4283					2699	20585
4	963	17277	2407	28032	2074	19306	950	21572	196175
5									8
6	963	17277	6700	28032	2074	19865	13162	27006	234063

Economic Services

## No. 58-A-3452- ACCOUNT of EXPENDITURE on TOURISM for the year ended 31st March,2002

	Union Government	U.T. Govt. Pondicherry	STATE GOVERNMENTS							Item No.
			Andhra Pradesh	Arunachal Pradesh	Assam	Bihar	Chhattisgarh	NCT Delhi	Goa	
(in thousands of rupees)										
<b>01-Tourist Infrastructure-</b>										
001-Direction and Administration									14683	1
101-Tourist Centre	94366			181	4159	9871	4185	550	12545	2
102-Tourist Accomodation	7298		261790		9895					3
103-Tourist Transport Services	7393			62	2509					4
105-Rent & Catering Receipts										5
190-Assistance to Public Sector and Other Undertakings			26013					8578		6
796-Tribal Area Sub-Plan										7
800-Other Expenditure	1802	11146		51					49534	8
902-Deduct-Amount met from Beached Improvement Fund									-4566	9
911-Deduct-Recoveries of Overpayment									-5	10
<b>Total: 01</b>	<b>110859</b>	<b>11146</b>	<b>287803</b>	<b>294</b>	<b>16563</b>	<b>9871</b>	<b>4185</b>	<b>9128</b>	<b>72191</b>	<b>11</b>
<b>80-General-</b>										
001-Direction and Administration	298846	5974	11634	9911	11200	11548	1183	3064		12
003-Training	111650			40						13
101-Tourist Centres										14
102-Grant for Progressive totels										15
104-Promotion and Publicity	642752			3908	8130	3241		7000		16
190-Assistance to Public Sector and Other Undertaking										17
796-Tribal Area Sub-Plan										18
798-International Co-operation	5705									19
800-Other Expenditure	190727	23782		5533	758					20
911-Deduct Recoveries of Overpayments										21
<b>Total: 80</b>	<b>1249680</b>	<b>29756</b>	<b>11634</b>	<b>19392</b>	<b>20088</b>	<b>14789</b>	<b>1183</b>	<b>10064</b>	<b>0</b>	<b>22</b>
<b>Total: Expenditure on Tourism</b>	<b>1360539</b>	<b>40902</b>	<b>299437</b>	<b>19686</b>	<b>36651</b>	<b>24660</b>	<b>5368</b>	<b>19192</b>	<b>72191</b>	<b>23</b>
Charged				2000						24
Voted	1360539	40902	299437	17686	36651	24660	5368	19192	72191	25

## No. 58-A-3452-ACCOUNT of EXPENDITURE on TOURISM for the year ended 31st March, 2002-Contd.

Item No.	STATE GOVERNMENTS								Total carried over
	Gujarat	Haryana	Himachal Pradesh	Jammu and Kashmir	Jharkhand	Karnataka	Kerala	Madhya Pradesh	
1									14683
2	10616			9232	133396			93030	372131
3				15754			11250		305987
4	7400			92348			15335		125047
5									0
6	68178		4000					25100	131869
7					12679				12679
8	7863					37410	1095	59	108960
9									-4566
10									-5
11	94057	0	4000	117334	146075	37410	27680	118189	1066785
12	2317	10894	13678	42940	4209	9148	72378	965	509889
13			1491				75		113256
14									0
15									0
16			10800	64761		83599	75097		899288
17									0
18			1984						1984
19									5705
20	80173	4200	800	50827			164704		521504
21									0
22	82490	15094	28753	158528	4209	92747	312254	965	2051626
23	176547	15094	32753	275862 (A)	150284	130157	339934	119154	3118411
24									2000
25	176547	15094	32753	275862	150284	130157	339934	119154	3116411

(A) Includes Rs.26577 thousands paid as Grants-in-Aid to "Sher-i-Kashmir International Conference Centre(SKICC)".

## No. 58-A-3452-ACCOUNT of EXPENDITURE on TOURISM for the year ended 31st March, 2002-Contd.

	Total brought forward	(In thousands of rupees)						Item No.
		STATE GOVERNMENTS						
		Maharashtra	Manipur	Meghalaya	Mizoram	Nagaland	Orissa	
<b>01-Tourist Infrastructure-</b>								
001-Direction and Administration	14683							1
101-Tourist Centre	372131	113416		6820		11239	2217	2
102-Tourist Accomodation	305987			525	47030	6913	6809	3
103-Tourist Transport Services	125047			2		194		4
105-Rent & Catering Receipts	0							5
190-Assistance to Public Sector and Other Undertakings	131869			5000				6
796-Tribal Area Sub-Plan	12679							7
800-Other Expenditure	108960		4945					8
902-Deduct-Amount met from Beached Improvement Fund	-4566							9
911-Deduct-Recoveries of Overpayment	-5							10
<b>Total: 01</b>	<b>1066785</b>	<b>113416</b>	<b>4945</b>	<b>12347</b>	<b>47030</b>	<b>18346</b>	<b>9026</b>	<b>11</b>
<b>80-General-</b>								
001-Direction and Administration	509889		7627	5709	5962	12826	4475	12
003-Training	113256			269	67			13
101-Tourist Centres	0							14
102-Grant for Progressive totels	0							15
104-Promotion and Publicity	899288		100	4804	213		30348	16
190-Assistance to Public Sector and Other Undertaking	0							17
796-Tribal Area Sub-Plan	1984							18
798-International Co-operation	5705							19
800-Other Expenditure	521504			3279	5963			20
911-Deduct Recoveries of Overpayments	0							21
<b>Total: 80</b>	<b>2051626</b>	<b>0</b>	<b>7727</b>	<b>14061</b>	<b>12205</b>	<b>12826</b>	<b>34823</b>	<b>22</b>
<b>Total: Expenditure on Tourism</b>	<b>3118411</b>	<b>113416</b>	<b>12672</b>	<b>26408</b>	<b>59235</b>	<b>31172</b>	<b>43849</b>	<b>23</b>
Charged	2000							24
Voted	3116411	113416	12672	26408	59235	31172	43849	25

No. 58-A-3452-ACCOUNT of EXPENDITURE on TOURISM for the year ended 31st March, 2002-Concl'd.

Item No.	STATE GOVERNMENTS								Total
	Punjab	Rajasthan	Sikkim	Tamil Nadu	Tripura	Uttar Pradesh	Uttaranchal	West Bengal	
1									14683
2			18709	69489	847			10197	605065
3	500	32634	5841	6110	2011				414360
4			41						125284
5									0
6									136869
7									12679
8					2256			37404	153565
9									-4566
10									-5
11	500	32634	24591	75599	5114	0	0	47601	1457934
12	4762	24155	4722	65370	5204	11653	4191	2401	668946
13								2598	116190
14									0
15									0
16			19576			24627	59429	100	1038485
17									0
18		669							2653
19									5705
20		29894	55	1100		26233	8769	44475	641272
21									0
22	4762	54718	24353	66470	5204	62513	72389	49574	2473251
23	5262	87352	48944	142069	10318	62513	72389	97175	3931185
24									2000
25	5262	87352	48944	142069	10318	62513	72389	97175	3929185

Economic Services

## No. 58-B-5452-ACCOUNT of CAPITAL OUTLAY on TOURISM during and to the end of the year 2001-02

(In thousands of rupees)

	Expenditure	
	During the year	To end of the year
<b>UNION GOVERNMENT</b>		
<b>01-Tourist Infrastructure-</b>		
101-Tourist Centre	271718	997905
102-Tourist Accommodation	216633	1700160
103-Tourist Transport	—	116791
190-Investment in Public Sector and Other Undertakings	2200	177650
800-Other Expenditure	2499	1245255
<b>80-General-</b>		
190-Investment in Public Sector and Other Undertakings	—	78009
800-Other Expenditure	14961	76559
<b>Total: Union Government</b>	<b>508011</b>	<b>4392329</b>
<b>UNION TERRITORY PONDICHERRY</b>		
<b>80-General-</b>		
001-Direction and Administration	—	1502
190-Investment in Public Sector and Other Undertakings	27500	134663
800-Other Expenditure	—	30894
<b>Total: U.T. Pondicherry</b>	<b>27500</b>	<b>167059</b>
<b>STATE GOVERNMENTS</b>		
<b>ANDHRA PRADESH</b>		
<b>01-Tourist Infrastructure-</b>		
102-Tourist Accommodation	—	4514
<b>80-General-</b>		
190-Investment in Public Sector and Other Undertakings	—	30113
800-Other Expenditure	—	2470
<b>Total: Government of Andhra Pradesh</b>	<b>0</b>	<b>37097</b>
<b>ARUNACHAL PRADESH</b>		
<b>01-Tourist Infrastructure-</b>		
102-Tourist Accommodation	8467	64272
800-Other Expenditure	—	21367
<b>80-General-</b>		
800-Other Expenditure	7773	9059
<b>Total: Government of Arunachal Pradesh</b>	<b>16240</b>	<b>94698</b>
<b>ASSAM</b>		
<b>01-Tourist Infrastructure-</b>		
001-Direction and Administration	—	2250
101-Tourist Centre	—	37050
102-Tourist Accommodation	41047	41048
190-Investment in Public Sector and Other Undertakings	—	4600
800-Other Expenditure	—	113964
<b>80-General-</b>		
104-Promotion and Publicity	—	6328
<b>Total: Government of Assam</b>	<b>41047</b>	<b>205240</b>

## COMBINED FINANCE AND REVENUE ACCOUNTS OF THE UNION AND STATE GOVERNMENTS IN INDIA FOR THE YEAR 2001-02

## No. 58-B-5452-ACCOUNT of CAPITAL OUTLAY on TOURISM during and to the end of the year 2001-02-Contd.

		(In thousands of rupees)	
		Expenditure	
		During the year	To end of the year
<b>BIHAR</b>			
<b>01-Tourist Infrastructure-</b>			
102-Tourist Accommodation			31561
<b>80-General-</b>			
190-Investment in Public Sector and Other Undertakings			15130
796-Tribal Area Sub-Plan			87672
800-Other Expenditure			62739
<b>Total: Government of Bihar</b>		<b>0</b>	<b>197102</b>
<b>CHHATTISGARH</b>			
<b>01-Tourist Infrastructure-</b>			
101-Tourist Centre			--
190-Investment in Public sector and other Undertakings			--
796-Tribal Area sub-Plan			--
<b>Total: Government of Chhattisgarh</b>		<b>0</b>	<b>0</b>
<b>NCT DELHI</b>			
<b>01-Tourist Infrastructure-</b>			
101-Tourist Centre			440
800-Other Expenditure			1550
<b>80-General-</b>			
104-Promotion and Publicity			410
190-Investment in Public Sector and Other Undertakings		5506	220633
800-Other Expenditure		17286	31764
<b>Total : NCT Delhi</b>		<b>22792</b>	<b>254797</b>
<b>GOA</b>			
<b>01-Tourist Infrastructure-</b>			
Tourist Centre		33995	251406
<b>80-General-</b>			
104-Promotion and Publicity			119713
190-Investment in Public Sector and Other Undertakings		25000	36491
800-Other Expenditure		5385	53750
<b>Total: Government of Goa</b>		<b>64380</b>	<b>-61360</b>
Charged		1377	--
Voted		63003	461360
<b>GUJARAT</b>			
<b>01-Tourist Infrastructure-</b>			
190-Investment in Public Sector and Other Undertakings			152199
800-Other Expenditure			9503
<b>80-General-</b>			
800-Other Expenditure			66
<b>Total: Government of Gujarat</b>		<b>0</b>	<b>161768</b>
Charged			--
Voted		0	161768
<b>HARYANA</b>			
<b>80-General-</b>			
800-Other Expenditure		36999	462373
<b>Total: Government of Haryana</b>		<b>36999</b>	<b>462373</b>

## No. 58-B-5452-ACCOUNT of CAPITAL OUTLAY on TOURISM during and to the end of the year 2001-02-Contd.

(In thousands of rupees)

	Expenditure	
	During the year	To end of the year
<b>HIMACHAL PRADESH</b>		
01-Tourist Infrastructure-		
101-Tourist Centre		2000
190-Investment in Public Sector and Other Undertakings		38365
796-Tribal Area Sub-Plan		3876
800-Other Expenditure	8500	408395
80-General-		
003-Training		3748
104-Promotion and Publicity		3249
796-Tribal Area Sub-plan	6850	81495
800-Other Expenditure		25903
<b>Total: Government of Himachal Pradesh</b>	<b>15350</b>	<b>567031</b>
<b>JAMMU &amp; KASHMIR</b>		
01-Tourist Infrastructure-		
102-Tourist Accommodation		1254359
800-Other Expenditure		406921
80-General-		
104-Promotion and Publicity		410043
190-Investment in Public Sector and Other Undertakings	120327	309406
800-Other Expenditure	144246	862869
<b>Total: Government of Jammu and Kashmir</b>	<b>264573</b>	<b>3243598</b>
<b>JHARKHAND</b>		
01 Tourist -		
102-Tourist Accommodation		--
<b>Total: Government of Jharkhand</b>	<b>0</b>	<b>0</b>
<b>KARNATAKA</b>		
01-Tourist Infrastructure-		
102-Tourist Accommodation		10786
80-General-		
190-Investment in Public Sector and Other Undertakings		65172
800-Other Expenditure		47167
<b>Total: Government of Karnataka</b>	<b>0</b>	<b>123125</b>
<b>KERALA</b>		
01-Tourist Infrastructure-		
103-Tourist Transport		2549
190-Investment in Public Sector and Other Undertakings	26250	938995
800-Other Expenditure	17022	179963
<b>Total: Government of Kerala</b>	<b>43272</b>	<b>1121507</b>
<b>MADHYA PRADESH</b>		
01-Tourist Infrastructure-		
101-Tourist Infrastructure Centre	10859	53612
190-Investment in Public Sector and Other Undertakings	17500	239506
796-Tribal Area Sub-Plan		54298
<b>Total: Government of Madhya Pradesh</b>	<b>28359</b>	<b>347416</b>
<b>MAHARASHTRA</b>		
80-General-		
190-Investment in Public Sector and Other Undertakings	3000	154238
800-Other Expenditure		9203
<b>Total: Government of Maharashtra</b>	<b>3000</b>	<b>163441</b>

(A) Amount of Rs. 303316 thousands represent balances of composite State of M.P. yet to be allocated between M.P. and successor state.



## COMBINED FINANCE AND REVENUE ACCOUNTS OF THE UNION AND STATE GOVERNMENTS IN INDIA FOR THE YEAR 2001-02

## No. 58-B-5452-ACCOUNT of CAPITAL OUTLAY on TOURISM during and to the end of the year 2001-02-Contd.

(In thousands of rupees)

	Expenditure	
	During the year	To end of the year
<b>MANIPUR</b>		
<b>01-Tourist Infrastructure-</b>		
101-Tourist Centre	300	42439
800-other Expenditure		4295
<b>80-General-</b>		
104-Promotion and Publicity		3459
800-Other Expenditure		903
<b>Total: Government of Manipur</b>	<b>300</b>	<b>51096</b>
<b>MEGHALAYA</b>		
<b>01-Tourist Infrastructure-</b>		
101-Tourism Centre		994
102-Tourist Accommodation-	1016	4721
190-Investment in Public Sector and other Undertakings	251	57653
800-Other Expenditure	200	331
<b>80-General-</b>		
190-Investment in Public Sector and other Undertakings		19525
800-Other Expenditure		43375
<b>Total: Government of Meghalaya</b>	<b>1467</b>	<b>126599</b>
<b>MIZORAM</b>		
<b>01-Tourist Infrastructure-</b>		
101-Tourist Centre		100
102-Tourist Accommodation		22649
800-Other Expenditure		1091
<b>80-General-</b>		
104-Promotion and Publicity		2448
<b>Total: Government of Mizoram</b>	<b>0</b>	<b>26288</b>
<b>NAGALAND</b>		
<b>01-Tourist Infrastructure-</b>		
102-Tourist Accommodation		26140
800-Other Expenditure		2016
<b>80-General-</b>		
800-Other Expenditure	780	910
<b>Total: Government of Nagaland</b>	<b>780</b>	<b>29066</b>
<b>ORISSA</b>		
<b>01-Tourist Infrastructure-</b>		
101-Tourist Centre	165	71443
102-Tourist Accommodation	37088	186119
103-Tourist Transport		5060
190-Investment in Public Sector and Other Undertakings		7000
796-Taribal Area		2250
800-Other Expenditure	585	71788
901-Deduct Receipts and Recoveries on Capital Account		-10434
<b>80-General-</b>		
104-Promotion and Publicity	600	2771
190-Investment in Public Sector and Other Undertakings		80935
<b>Total: Government of Orissa</b>	<b>38438</b>	<b>416932</b>
<b>PUNJAB</b>		
<b>01-Tourist Infrastructure-</b>		
102-Tourist Accommodation		19927
190-Investment in Public Sector and Other Undertakings		37809
800-Other Expenditure		67302
<b>Total: Government of Punjab</b>	<b>0</b>	<b>125038</b>

## No. 58-B-5452-ACCOUNT of CAPITAL OUTLAY on TOURISM during and to the end of the year 2001-02 Concl'd.


(In thousands of rupees)

	Expenditure	
	During the year	To end of the year
<b>RAJASTHAN</b>		
<b>80-General-</b>		
105-Tourism Transport	-3900	47500 (A)
190-Investment in Public Sector and Other Undertakings	--	140708 (B)
796-Tribal Area Sub-Plan	7200	85973
800-Other Expenditure	25181	404781
<b>Total: Government of Rajasthan</b>	<b>28481</b>	<b>678962</b>
<b>SIKKIM</b>		
<b>01-Tourist Infrastructure-</b>		
101-Tourist Centre	14120	30437
102-Tourist Accommodation	2956	19722
190-Investment in Public Sector and Other Undertakings	5000	21738
800-Other Expenditure	--	54142
<b>Total: Government of Sikkim</b>	<b>22076</b>	<b>126039</b>
<b>TAMIL NADU</b>		
<b>01-Tourist Infrastructure-</b>		
101-Tourist Centre	--	88165
102-Tourist Accommodation	49	1503
800-other Expenditure	--	491
<b>80-General-</b>		
104-Promotion and Publicity	--	8300
190-Investment in Public Sector and Other Undertakings	--	46730
800-Other Expenditure	5550	81518
<b>Total: Government of Tamil Nadu</b>	<b>5599</b>	<b>226707</b>
<b>TRIPURA</b>		
<b>01-Tourist Infrastructure-</b>		
102-Tourist Accommodation	5503	5503
800-Other Expenditure	--	566
<b>Total Government of Tripura</b>	<b>5503</b>	<b>6069</b>
<b>UTTAR PRADESH</b>		
<b>01-Tourist Infrastructure-</b>		
102-Tourist Accommodation	--	112218
901-Deduct-Receipts and Recoveries on Capital Account	-1416	-1416
<b>80-General-</b>		
104-Promotion and Publicity	275898	1404780
190-Investment in Public sector and other Undertakings	500	62253
800-Other Expenditure	--	70140 (C)
<b>Total: Government of Uttar Pradesh</b>	<b>274982</b>	<b>1647975</b>
<b>UTTARANCHAL</b>		
<b>80-General-</b>		
104-Promotion and Publicity	66231	67531
<b>Total: Government of Uttaranchal</b>	<b>66231</b>	<b>67531</b>
<b>WEST BENGAL</b>		
<b>01-Tourist Infrastructure-</b>		
101-Tourist Centre	18644	4673
190-Investment in Public Sector and Other Undertakings	--	112081
800-Other Expenditure	--	9300
<b>80-General-</b>		
800-Other Expenditure	2032	2032
<b>Total: Government of West Bengal</b>	<b>20676</b>	<b>128086</b>
<b>Total: Capital Outlay on Tourism</b>	<b>1536056</b>	<b>15656329</b>

(A) It includes investment in Rajasthan Paryatan Vikas Nigam Limited Jaipur Rs.135208 thousands and Rajasthan State Hotels Corporation Ltd. Jaipur Rs.5500 thousands.

(B) Investment in Rajasthan Paryatan Vikas Nigam Ltd. Jaipur.

(C) Includes Rs.1373404 thousands yet to be apportioned between U.P. and Uttaranchal.





## COMBINED FINANCE AND REVENUE ACCOUNTS OF THE UNION AND STATE GOVERNMENTS IN INDIA FOR THE YEAR 2001-02

**No. 58-C-7452-ACCOUNT of LOANS for TOURISM showing amounts ADVANCED and REPaid  
during the year ended 31st March, 2002 and the BALANCES of such LOANS at the  
commencement and at the end of the year 2001-02-Contd.**

Item No.	STATE GOVERNMENTS								Total carried over
	Gujarat	Haryana	Himachal Pradesh	Jammu and Kashmir	Jharkhand	Karnataka	Kerala	Madhya Pradesh	
1								266	31771
2									0
3									0
4	0	0	0	0	0	0	0	266	31771
5	15590						43737		93788
6									0
7									0
8	15590	0	0	0	0	0	43737	0	93788
9								750	750
10									0
11									0
12	0	0	0	0	0	0	0	750	750
13							12372		13438
14									0
15									0
16	0	0	0	0	0	0	12372	0	13438
17	16199			30658					48357
18									0
19				10000					10000
20	16199	0	0	20658	0	0	0	0	38357
21				8380					15850
22									0
23									0
24	0	0	0	8380	0	0	0	0	15850
25	31789	0	0	39038	0	12372	43737	1016	203954
26	0	0	0	0	0	0	0	0	0
27	0	0	0	10000	0	0	0	0	10000
28	31789	0	0	29038	0	12372	43737	(A) 1016	193954
29									0

(A) Includes Rs. 1016 thousands yet to be apportioned between M.P. &amp; Chhattisgarh.

Loans and Advances

**No. 58-C-7452-ACCOUNT of LOANS for TOURISM showing amounts ADVANCED and REPAID during the year ended 31st March, 2002 and the BALANCES of such LOANS at the commencement and at the end of the year 2001-02-Contd.**

	Total brought forward	STATE GOVERNMENTS						Item No.
		Maharashtra	Manipur	Meghalaya	Mizoram	Nagaland	Orissa	
(In thousands of rupees)								
<b>01-Tourist Infrastructure-</b>								
<b>101-Tourist Centres-</b>								
Balance 1st April 2001	31771	--	--	--	--	--	--	1
Advanced during the year	0	--	--	--	--	--	--	2
Repaid during the year	0	--	--	--	--	--	--	3
Balance 31st March, 2002	31771	0	0	0	0	0	0	4
<b>190-Loans to Public Sector and other Undertakings-</b>								
Balance 1st April 2001	93788	--	--	10000	--	--	--	5
Advanced during the year	0	--	--	--	--	--	--	6
Repaid during the year	0	--	--	--	--	--	--	7
Balance 31st March, 2002	93788	0	0	10000	0	0	0	8
<b>796-Tribal Area Sub-plan-</b>								
Balance 1st April 2001	750	--	--	--	--	--	--	9
Advanced during the year	0	--	--	--	--	--	--	10
Repaid during the year	0	--	--	--	--	--	--	11
Balance 31st March, 2002	750	0	0	0	0	0	0	12
<b>800-Other Loans-</b>								
Balance 1st April 2001	13438	--	--	7000	--	--	--	13
Advanced during the year	0	--	--	--	--	--	--	14
Repaid during the year	0	--	--	--	--	--	--	15
Balance 31st March, 2002	13438	0	0	7000	0	0	0	16
<b>80-Others-</b>								
<b>190-Loans to Public Sector and other Undertakings-</b>								
Balance 1st April 2001	48357	37196	--	--	--	--	--	17
Advanced during the year	0	--	--	--	--	--	--	18
Repaid during the year	10000	--	--	--	--	--	--	19
Balance 31st March, 2002	38357	37196	0	0	0	0	0	20
<b>800-Other Loans-</b>								
Balance 1st April 2001	15850	--	--	--	--	--	--	21
Advanced during the year	0	--	--	--	--	--	--	22
Repaid during the year	0	--	--	--	--	--	--	23
Balance 31st March, 2002	15850	0	0	0	0	0	0	24
<b>Total: Loans for Tourism-</b>								
Balance 1st April 2001	203954	37196	0	17000	0	0	0	25
Advanced during the year	0	0	0	0	0	0	0	26
Repaid during the year	10000	0	0	0	0	0	0	27
Balance 31st March, 2002	193954	37196	0	17000	0	0	0	28
Interest received and credited to revenue	0	--	--	--	--	--	--	29

No. 58-C-7452-ACCOUNT of LOANS for TOURISM showing amounts **ADVANCED** and **REPAID** during the year ended 31st March, 2002 and the **BALANCES** of such **LOANS** at the commencement and at the end of the year 2001-02-Concl'd.

Item No.	STATE GOVERNMENTS								Total
	Punjab	Rajasthan	Sikkim	Tamil Nadu	Tripura	Uttar Pradesh	Uttaranchal	West Bengal	
1									31771
2									0
3									0
4	0	0	0	0	0	0	0	0	31771
5			2	8285				11125	123200
6									0
7									0
8	0	0	2	8285	0	0	0	11125	123200
9									750
10									0
11									0
12	0	0	0	0	0	0	0	0	750
13									20438
14									0
15									0
16	0	0	0	0	0	0	0	0	20438
17		9100				26037			120690
18									0
19									10000
20	0	9100	0	0	0	26037	0	0	110690
21									15850
22									0
23									0
24	0	0	0	0	0	0	0	0	15850
25	0	9100	2	8285	0	26037	0	11125	312699
26	0	0	0	0	0	0	0	0	0
27	0	0	0	0	0	0	0	0	10000
28	0	9100	2	8285	0	26037	0	11125	302699
29									0

(A) Includes Rs. 26037 thousands yet to be apportioned between U.P. & Uttaranchal.

**No. 59-A-3453-ACCOUNT of EXPENDITURE on FOREIGN TRADE and EXPORT PROMOTION for the year ended  
31st March, 2002-Concl'd.**

	Union Government	Andhra Pradesh	NCT Delhi	Gujarat	Orissa	Tamil Nadu	Uttar Pradesh	Total
101-Foreign Trade Control	362686	--	--	--	--	--	--	362686
102-Trade Representation	612136	--	--	--	--	--	--	612136
103-Trade Information and Statistics	108993	--	--	--	--	--	--	108993
104-Trade Demonstration and Publicity	--	--	--	--	--	--	--	0
105-Quality Control of Exports	59000	--	--	--	--	--	--	59000
106-Administration of Export Promotion Schemes	168223	10881	340	--	20511	--	--	199955
107-Export Subsidy	--	--	--	--	--	--	--	0
190-Assistance for Public Sector and Other Undertakings	--	--	--	--	--	11400	--	11400
194-Assistance for Export Promotion and Market Development	6156739	--	--	--	--	--	12721	6169460
798-International Co-operation	50150	--	--	--	--	--	--	50150
800-Other Expenditure	1639117	--	--	--	--	--	--	1639117
909-Deduct Amount met from National Renewal Fund	--	--	--	--	--	--	--	0
911-Deduct Recoveries of Overpayment	-11381	--	--	--	--	--	--	-11381
<b>Total : Expenditure on Foreign Trade and Export Promotion</b>	<b>9145663</b>	<b>10881</b>	<b>340</b>	<b>0</b>	<b>20511</b>	<b>11400</b>	<b>12721</b>	<b>9201516</b>
Charged	--	--	--	--	--	--	--	0
Voted	9145663	10881	340	0	20511	11400	12721	9201516





**No. 60-A-3454-ACCOUNT of EXPENDITURE on CENSUS, SURVEYS AND STATISTICS for the year  
ended 31st March, 2002**

	Union Government	U.T.Govt. Pondicherry	STATE GOVERNMENTS							Item No.	
			Andhra Pradesh	Arunachal Pradesh	Assam	Bihar	Chhattisgarh	NCT Delhi	Goa		
<b>01-Census-</b>											
001-Direction and Administration	200031			21086			2525			1	
101-Computerisation of Census Data	276522									2	
111-Vital Statistics										3	
112-Economics Advice & Statistics										4	
201-N.S. Survey Organisation										5	
203-Computer Service										6	
796-Tribal Area Sub-plan										7	
800-Other Expenditure	970888	372	12159	4360				282	42478	449	8
911-Deduct Recoveries of Overpayment	-40283										9
<b>Total: 01</b>	<b>1407158</b>	<b>372</b>	<b>12159</b>	<b>25446</b>	<b>0</b>	<b>2525</b>	<b>282</b>	<b>42478</b>	<b>449</b>	<b>10</b>	
<b>02-Surveys and Statistics-</b>											
001-Direction and Administration		10993						34724			11
110-Gazetter and Statistical Memoirs			3735					667	1016		12
111-Vital Statistics	782		19063	6056		25275	2474	1504	18152		13
112-Economic Advice and Statistics	4078		109333					19049			14
201-National Sample Survey Organisation	815590			6716		10393	2405				15
202-Indian Statistical Institute	525565										16
203-Computer Services	29314	15554					7	10809	1141		17
204-Central Statistical Organisation	109383						47457				18
205-State Statistical Agency											19
796-Tribal Area Sub-plan											20
797-Transfers to/from Reserve Fund and Deposit Accounts											21
798-International Co-operation	724										22
800-Other Expenditure	12274		92199	53	121058	4163		2185			23
911-Deduct Recoveries of Overpayment		2318								-35	24
<b>Total: 02</b>	<b>1497710</b>	<b>28865</b>	<b>224330</b>	<b>12825</b>	<b>121058</b>	<b>87288</b>	<b>40277</b>	<b>33547</b>	<b>20274</b>	<b>25</b>	
<b>Total: Expenditure on Census, Surveys and Statistics</b>	<b>2904868</b>	<b>29237</b>	<b>236489</b>	<b>38271</b>	<b>121058</b>	<b>89813</b>	<b>40559</b>	<b>76025</b>	<b>20723</b>	<b>26</b>	
Charged				4360							27
Voted	2904868	29237	236489	33911	121058	89813	40559	76025	20723	28	

**No. 60-A-3454-ACCOUNT of EXPENDITURE on CENSUS, SURVEYS AND STATISTICS for the year  
ended 31st March, 2002-Contd.**

Item No.	STATE GOVERNMENTS								Total carried over
	Gujarat	Haryana	Himachal Pradesh	Jammu and Kashmir	Jharkhand	Karnataka	Kerala	Madhya Pradesh	
1		2427			70		3205		229344
2					97818				374340
3									0
4									0
5									0
6									0
7									0
8	18735		67			8110		5365	1063265
9									-40283
10	18735	2427	67	0	97888	8110	3205	5365	1626666
11	36538	48160						92489	222904
12	3425	3550	2023			4658	46	2257	21377
13			22863	48280	8202	869	75872	5865	235257
14				17487			65635		215582
15				50911	4490			4024	894529
16									525565
17						11313	6066	426	74630
18					14303	103026			274169
19	29709								29709
20			1926						1926
21									0
22									724
23	2001		1457		1156	1618			238164
24							-297		1986
25	71673	51710	28269	116678	28151	121484	147322	105061	2736622
26	90408	54137	28336	116678	126039	129594	150527	110426	4363188
27									4360
28	90408	54137	28336	116678	126039	129594	150527	110426	4358828

**No. 60-A-3454-ACCOUNT of EXPENDITURE on CENSUS, SURVEYS AND STATISTICS for the year  
ended 31st March, 2002-Contd.**

(In thousands of rupees)

	Total brought forward	STATE GOVERNMENTS						Item No.
		Maharashtra	Manipur	Meghalaya	Mizoram	Nagaland	Orissa	
<b>01-Census-</b>								
001-Direction and Administration	229344	-263217		-8	18174			1
101-Computerisation of Census Data	374340		597					2
111-Vital Statistics	0				3126			3
112-Economics Advice & Statistics	0							4
201-N.S. Survey Organisation	0		2114					5
203-Computer Service	0		467					6
796-Tribal Area Sub-plan	0							7
800-Other Expenditure	1063265		11176	-1	3665		3419	8
911-Deduct Recoveries of Overpayment	-40283							9
<b>Total: 01</b>	<b>1626666</b>	<b>-263217</b>	<b>14354</b>	<b>-9</b>	<b>24965</b>	<b>0</b>	<b>3419</b>	<b>10</b>
<b>02-Surveys and Statistics-</b>								
001-Direction and Administration	222904		24115				30587	11
110-Gazetter and Statistical Memoirs	21377			1364		2711		12
111-Vital Statistics	235257	2			427	50980		13
112-Economic Advice and Statistics	215582	95550		34295				14
201-National Sample Survey Organisation	894529		6874		8184		3715	15
202-Indian Statistical Institute	525565							16
203-Computer Services	74630							17
204-Central Statistical Organisation	274169	2545						18
205-State Statistical Agency	29709		3600					19
796-Tribal Area Sub-plan	1926							20
797-Transfers to/from Reserve Fund and Deposit Accounts	0							21
798-International Co-operation	724							22
800-Other Expenditure	238164			9			22540	23
911-Deduct Recoveries of Overpayment	1986							24
<b>Total: 02</b>	<b>2736522</b>	<b>98097</b>	<b>34589</b>	<b>35668</b>	<b>8611</b>	<b>53691</b>	<b>56842</b>	<b>25</b>
<b>Total: Expenditure on Census, Surveys and Statistics</b>	<b>4363188</b>	<b>-165120</b>	<b>48943</b>	<b>35659</b>	<b>33576</b>	<b>53691</b>	<b>60261</b>	<b>26</b>
Charged	4360	145		28				27
Voted	4358828	-165265	48943	35631	33576	53691	60261	28

\* Minus expenditure is due to recoveries being more than expenditure during the year.

**No. 60-A-3454-ACCOUNT of EXPENDITURE on CENSUS, SURVEYS AND STATISTICS for the year  
ended 31st March, 2002-Concl'd.**

Item No.	STATE GOVERNMENTS			STATE GOVERNMENTS					Total
	Punjab	Rajasthan	Sikkim	Tamil Nadu	Tripura	Uttaranchal	Uttar Pradesh	West Bengal	
1					15128				-579
2									374937
3									3126
4			35						35
5									2114
6									467
7									0
8	303	11556		55408	894			11401	1161086
9			-8						-40291
10	303	11556	27	55408	16022	0	0	11401	1500895
11						20163	170361		468130
12		1100		174088			4031	5077	209748
13		1947	1660	471	1111			1971	293826
14			7889						353316
15	6528	7222	3353		5146				935551
16									525565
17		14382		22579					111591
18	65822	48411							390947
19							1405		34714
20		964							2890
21									0
22									724
23		17574	1940			537		90999	371763
24									1986
25	72350	91600	14842	197138	6257	20700	175797	98047	3700761
26	72653	103156	14869	252546	22279	20700	175797	109448	5201646
27									4533
28	72653	103156	14869	252546	22279	20700	175797	109448	5197113

@Includes Rs.299 thousands spent out of Advances from Contingency Fund upto 31.3.2001 and recouped to the Fund during 2001-02.

## No. 61-A-3455-ACCOUNT of EXPENDITURE on METEOROLOGY for the year ended 31st March, 2002-Concl'd.

(In thousands of rupees)

	Union Government	STATE GOVERNEMENTS		Total
		KARNATAKA	UTTAR PRADESH	
001-Direction and Administration	89200			89200
003-Training	13441			13441
004-Research and Development	87287			87287
101-Satellite Services	76091			76091
102-Observatories and Weather Stations	639202			639202
200-Other Meteorological Services	291335	1800		293135
798-International Co-operation	18764			18764
800-Other Expenditure	2601			2601
<b>Total : Expenditure on Meteorology</b>	<b>1217921</b>	<b>1800</b>	<b>0</b>	<b>1219721</b>
Charged				
Voted	1217921	1800	0	1219721

## No. 61-B-5455-ACCOUNT of CAPITAL OUTLAY on METEOROLOGY during and to the end of the year 2001-02-Concl'd.

(In thousands of rupees)

	Expenditure	
	During the year	To end of the year
<b>UNION GOVERNMENT</b>		
101-Satellite Services	8529	494433
102-Observatories and Weather Stations	279218	2238732
200-Other Meteorological Services	39702	313115
800-Other Expenditure		579032
<b>Total: Union Government</b>	<b>327449</b>	<b>3625312</b>
<b>STATE GOVERNMENT</b>		
<b>PUNJAB</b>		
800-Other Expenditure		1400
<b>Total: Government of Punjab</b>	<b>0</b>	<b>1400</b>
<b>UTTAR PRADESH</b>		
800-Other Expenditure		(A) 13462
<b>Total: Government of Uttar Pradesh</b>	<b>0</b>	<b>13462</b>
<b>UTTARANCHAL</b>		
800-Other Expenditure		
<b>Total: Government of Uttaranchal</b>	<b>0</b>	<b>0</b>
<b>Total: Capital Outlay on Meteorology</b>	<b>327449</b>	<b>3640174</b>

(A) Rs.13462 thousands retained in U.P. pending apportionment.

## No. 62-1456-ACCOUNT of RECEIPTS from CIVIL SUPPLIES for the year ended 31st March, 2002

(In thousands of rupees)

	Union Government	U.T.Govt. Pondicherry	STATE GOVERNMENTS							Item No.
			Andhra Pradesh.	Arunachal Pradesh	Assam	Bihar	Chhattisgarh	NCT Delhi	Goa	
800-Other Receipts	40	882	242911	726	--	--	--	4119	1508	1
900-Deduct-Refunds	--	--	-328	--	--	--	--	--	--	2
<b>Total: Receipts from Civil Supplies</b>	<b>40</b>	<b>882</b>	<b>242583</b>	<b>726</b>	<b>0</b>	<b>0</b>	<b>0</b>	<b>4119</b>	<b>1508</b>	<b>3</b>

## No. 62-1456-ACCOUNT of RECEIPTS from CIVIL SUPPLIES for the year ended 31st March, 2002-Contd.

(In thousands of rupees)

	Total brought forward	STATE GOVERNMENTS						Item No.
		Maharashtra	Manipur	Meghalaya	Mizoram	Nagaland	Orissa	
800-Other Receipts	257783	--	--	914	--	--	9436	1
900-Deduct-Refunds	-328	--	--	--	--	--	--	2
<b>Total: Receipts from Civil Supplies</b>	<b>257455</b>	<b>0</b>	<b>0</b>	<b>914</b>	<b>0</b>	<b>0</b>	<b>9436</b>	<b>3</b>



## COMBINED FINANCE AND REVENUE ACCOUNTS OF THE UNION AND STATE GOVERNMENTS IN INDIA FOR THE YEAR 2001-02

## No. 62-1456-ACCOUNT of RECEIPTS from CIVIL SUPPLIES for the year ended 31st March, 2002-Contd.

(In thousands of rupees)

Item No.	STATE GOVERNMENTS								Total carried over
	Gujarat	Haryana	Himachal Pradesh	Jammu and Kashmir	Jharkhand	Karnataka	Kerala	Madhya Pradesh	
1	24					71	7502		257783
2									-328
3	24	0	0	0	0	71	7502	0	257455

## No. 62-1456-ACCOUNT of RECEIPTS from CIVIL SUPPLIES for the year ended 31st March, 2002-Concl'd.

(In thousands of rupees)

Item No.	STATE GOVERNMENTS								Total
	Punjab	Rajasthan	Sikkim	Tamil Nadu	Tripura	Uttaranchal	Uttar Pradesh	West Bengal	
1	13343			26750	787	952	32041	242	342248
2	-275			-48					-651
3	13068	0	0	26702	787	952	32041	242	341597

## No. 62-A-3456-ACCOUNT of EXPENDITURE on CIVIL SUPPLIES for the year ended 31st March, 2002

(In thousands of rupees)

	Union Government	U.T.Govt. Pondicherry	STATE GOVERNMENTS							Item No.
			Andhra Pradesh	Arunachal Pradesh	Assam	Bihar	Chhattisgarh	NCT Delhi	Goa	
001-Direction and Administration	76582	43188	267250	28302	1867	258010		107065	8143	1
101-Inspection										2
102-Civil Supplies Scheme								224		3
103-Consumer Subsidies			604900							4
190-Assistance to Public Sector and Other Undertakings										5
191-Assistance to Local Bodies, Corporations etc.										6
195-Assistance to Consumers' Co-operatives in the Rural Areas					90					7
196-Assistance to Consumers' Co-operatives in Urban Areas	270000									8
796-Tribal Area Sub-plan	2839									9
800-Other Expenditure	88684	1011		3993	305	133754		23145	95	10
911-Deduct-Recoveries of Overpayment		-1								11
<b>Total: Expenditure on Civil Supplies</b>	<b>438105</b>	<b>44198</b>	<b>872150</b>	<b>32295</b>	<b>2262</b>	<b>391764</b>	<b>0</b>	<b>130434</b>	<b>8238</b>	<b>12</b>
Charged			47	3993						13
Voted	438105	44198	872103	28302	2262	391764	0	130434	8238	14

## No. 62-A-3456-ACCOUNT of EXPENDITURE on CIVIL SUPPLIES for the year ended 31st March, 2002-Contd.

Item No.	(In thousands of rupees)								Total carried over
	STATE GOVERNMENTS								
	Gujarat	Haryana	Himachal Pradesh	Jammu and Kashmir	Jharkhand	Karnataka	Kerala	Madhya Pradesh	
1	67849		50406		56687	3486	36969		1005804
2									0
3									224
4									604900
5	917799								917799
6						1937			1937
7						141			231
8									270000
9	10678		67		9314				22898
10	33				47200	27654			325874
11							-15		-16
12	996359	0	50473	0	113201	33218	36954	0	3149651
13									4040
14	996359	0	50473	0	113201	33218	36954	0	3145611

## No. 62-A-3456-ACCOUNT of EXPENDITURE on CIVIL SUPPLIES for the year ended 31st March, 2002-Contd.

	Total brought forward	STATE GOVERNMENTS						Item No.
		Maharashtra	Manipur	Meghalaya	Mizoram	Nagaland	Orissa	
001-Direction and Administration	1005804			27816	54615		13122	1
101-Inspection	0							2
102-Civil Supplies Scheme	224							3
103-Consumer Subsidies	604900							4
190-Assistance to Public Sector and Other Undertakings	917799							5
191-Assistance to Local Bodies, Corporations etc.	1937							6
195-Assistance to Consumer's Co-operatives in the Rural Areas	231	659						7
196-Assistance to Consumers' Co-operatives in Urban Areas	270000	240						8
796-Tribal Area Sub-plan	22898							9
800-Other Expenditure	325874			10576				5 10
911-Deduct-Recoveries of Overpayment	-16							11
<b>Total: Expenditure on Civil Supplies</b>	<b>3149551</b>	<b>899</b>	<b>0</b>	<b>38392</b>	<b>54615</b>	<b>0</b>	<b>13127</b>	<b>12</b>
Charged	4040							13
Voted	3145511	899	0	38392	54615	0	13127	14

## No. 62-A-3456-ACCOUNT of EXPENDITURE on CIVIL SUPPLIES for the year ended 31st March, 2002-Concl'd.

Item No.	STATE GOVERNMENTS								Total
	Punjab	Rajasthan	Sikkim	Tamil Nadu	Tripura	Uttaranchal	Uttar Pradesh	West Bengal	
1	123876	153390		199330	29985	4285	43488	81693	1737404
2				31071					31071
3		71510		40614					112348
4				15250048					15854948
5									917799
6									1937
7									890
8									270240
9									22898
10	31003		53165	444		4403		26850	452320
11									-16
12	154879	224900	53165	15521507	29985	8688	43488	108543	19401855
13		376					17		4433
14	154879	224524	53165	15521507	29985	8688	43471	108543	19397406

## COMBINED FINANCE AND REVENUE ACCOUNTS OF THE UNION AND STATE GOVERNMENTS IN INDIA FOR THE YEAR 2001-02

## No. 63-B-5465 - Account of INVESTMENTS in GENERAL FINANCIAL AND TRADING INSTITUTIONS during and to the end of the year 2001-02

	(In thousands of rupees)	
	Expenditure	
	During the year	To end of the year
<b>UNION GOVERNMENT</b>		
<b>01-Investments in General Financial Institutions-</b>		
190-Investment in Public Sector and Other Undertakings	11738600	195881895
800-Other expenditure	-	17
<b>Total : 01</b>	<b>11738600</b>	<b>195881912</b>
<b>02-Investments in Trading Institutions-</b>		
190-Investments in Public Sector and Other Undertakings	-	564493
<b>Total : 02</b>	<b>0</b>	<b>564493</b>
<b>Total : Union Government</b>	<b>11738600</b>	<b>196446405</b>
<b>UNION TERRITORY PONDICHERRY</b>		
<b>01-Investments in General Financial Institutions-</b>		
190-Investments in Public Sector and Other Undertakings	-	-
901-Deduct Receipt and Recoveries on Capital Account	-	-
<b>Total : Union Territory Pondicherry</b>	<b>0</b>	<b>0</b>
<b>STATE GOVERNMENTS</b>		
<b>ANDHRA PRADESH</b>		
<b>01-Investments in General Financial Institutions-</b>		
190-Investments in Public Sector and Other Undertakings	-	250960
<b>Total : 01</b>	<b>0</b>	<b>250960</b>
<b>02-Investments in Trading Institutions-</b>		
190-Investments in Public Sector and Other Undertakings	-	8501
<b>Total : 02</b>	<b>0</b>	<b>8501</b>
<b>Total : Government of Andhra Pradesh</b>	<b>0</b>	<b>259461</b>
<b>ASSAM</b>		
<b>02-Investments in Trading Institutions-</b>		
190-Investments in Public Sector and Other Undertakings	-	2784
<b>Total : Government of Assam</b>	<b>0</b>	<b>2784</b>
<b>BIHAR</b>		
<b>01-Investments in General Financial Institutions-</b>		
190-Investments in Public Sector and Other Undertakings	-	148498
796-Tribal Area Sub-Plan	-	550
800-Other Expenditure	-	2
<b>Total : 01</b>	<b>0</b>	<b>149050</b>
<b>02-Investments in Trading Institutions-</b>		
190-Investments in Public Sector and Other Undertakings	-	25758
<b>Total : 02</b>	<b>0</b>	<b>25758</b>
<b>Total : Government of Bihar</b>	<b>0</b>	<b>174808</b>

**No. 63-B-5465 - Account of INVESTMENTS in GENERAL FINANCIAL AND TRADING INSTITUTIONS during and to the end of the year 2001-02-Contd.**

	(In thousands of rupees)	
	Expenditure	
	During the year	To end of the year
<b>CHHATTISGARH</b>		
<b>01-Investments in General Financial Institutions-</b>		
190-Investments in Public Sectors and Other Undertakings	--	--
<b>Total : 01</b>	<b>0</b>	<b>0</b>
<b>02-Investments in Trading Institutions-</b>		
190-Investments in Public Sectors and Other Undertakings	1453	1453
<b>Total : 02</b>	<b>1453</b>	<b>1453</b>
<b>Total : Government of Chhattisgarh</b>	<b>1453</b>	<b>1453</b>
<b>GUJARAT</b>		
<b>01-Investments in General Financial Institutions-</b>		
190-Investments in Public Sectors and Other Undertakings	--	382366
<b>Total : 01</b>	<b>0</b>	<b>382366</b>
<b>02-Investments in Trading Institutions-</b>		
800-Other Expenditure	--	519
<b>Total : 02</b>	<b>0</b>	<b>519</b>
<b>Total : Government of Gujarat</b>	<b>0</b>	<b>382885</b>
<b>HIMACHAL PRADESH</b>		
<b>02-Investments in Trading Institutions-</b>		
190-Investments in Public Sector and Other Undertakings	--	32861
<b>Total : Government of Himachal Pradesh</b>	<b>0</b>	<b>32861</b>
<b>JAMMU AND KASHMIR</b>		
<b>01-Investments in General Financial Institutions-</b>		
190-Investments in Public Sector and Other Undertakings	--	707674
<b>Total : Government of Jammu &amp; Kashmir</b>	<b>0</b>	<b>707674</b>
<b>JHARKHAND</b>		
<b>01-Investments in General Financial Institutions-</b>		
190-Investments in Public Sector and Other Undertakings	--	--
796-Tribal Area Sub-Plan	--	--
800-Other Expenditure	--	--
<b>Total : Government of Jharkhand</b>	<b>0</b>	<b>0</b>
<b>KARNATAKA</b>		
<b>01-Investments in General Financial Institutions-</b>		
190-Investments in Public Sector and Other Undertakings	79400	149633
<b>Total : Government of Karnataka</b>	<b>79400</b>	<b>149633</b>
<b>KERALA</b>		
<b>01-Investments in General Financial Institutions-</b>		
190-Investments in Public Sector and Other Undertakings	--	198956
<b>Total : 01</b>	<b>0</b>	<b>198956</b>
<b>02-Investments in Trading Institutions-</b>		
190-Investments in Public Sector and Other Undertakings	--	10250
<b>Total : 02</b>	<b>0</b>	<b>10250</b>
<b>Total : Government of Kerala</b>	<b>0</b>	<b>209206</b>

**No. 63-B-5465 - Account of INVESTMENTS in GENERAL FINANCIAL AND TRADING INSTITUTIONS during and to the end of the year 2001-02-Contd.**

(In thousands of rupees)

	Expenditure	
	During the year	To end of the year
<b>MADHYA PRADESH</b>		
<b>01-Investments in General Financial Institutions-</b>		
190-Investments in Public Sector and Other Undertakings	--	370
<b>Total : Government of Madhya Pradesh</b>	<b>0</b>	<b>(A) 370</b>
<b>MAHARASHTRA</b>		
<b>01-Investments in General Financial Institutions-</b>		
190-Investments in Public Sector and Other Undertakings	4359	132654
800-Other Expenditure	--	--
<b>Total : Government of Maharashtra</b>	<b>4359</b>	<b>132654</b>
<b>MEGHALAYA</b>		
<b>01-Investments in General Financial Institutions-</b>		
190-Investments in Public Sector and Other Undertakings	--	3896
<b>Total : 01</b>	<b>0</b>	<b>3896</b>
<b>02-Investments in Trading Institutions-</b>		
190-Investments in Public Sector and Other Undertakings	--	3718
<b>Total : 02</b>	<b>0</b>	<b>3718</b>
<b>Total : Government of Meghalaya</b>	<b>0</b>	<b>7614</b>
<b>NAGALAND</b>		
<b>01-Investments in General Financial Institutions-</b>		
800-Other Expenditure	--	375
<b>Total : Government of Nagaland</b>	<b>0</b>	<b>375</b>
<b>ORISSA</b>		
<b>01-Investments in General Financial Institutions-</b>		
190-Investment in Public Sector and Other Undertakings	15534	122520
<b>Total : 01</b>	<b>15534</b>	<b>122520</b>
<b>02-Investments in Trading Institutions-</b>		
190-Investments in Public Sector and Other Undertakings	--	39400
796-Tribal Area Sub-plan	--	3860
<b>Total-02</b>	<b>0</b>	<b>43260</b>
<b>Total-Government of Orissa</b>	<b>15534</b>	<b>165780</b>

(A) Figures of Rs.370 thousands represents balances of composite State of M.P. yet to be allocated between M.P. and successor State.



**No. 63-B-5465 - Account of INVESTMENTS in GENERAL FINANCIAL AND TRADING INSTITUTIONS during and to the end of the year 2001-02-Contd.**

(In thousands of rupees)

	Expenditure	
	During the year	To end of the year
<b>PUNJAB</b>		
<b>01-Investments in General Financial Institutions-</b>		
190-Investments in Public Sector and Other Undertakings	--	41200
<b>Total : Government of Punjab</b>	<b>0</b>	<b>41200</b>
<b>RAJASTHAN</b>		
<b>01-Investments in General Financial Institutions-</b>		
190-Investments in Public Sector and Other Undertakings	43127	153718
<b>Total : 01</b>	<b>43127</b>	<b>153718</b>
<b>02-Investments in Trading Institutions-</b>		
190-Investment in Public Sector and Other Undertakings	--	4179
<b>Total : 02</b>	<b>0</b>	<b>4179</b>
<b>Total : Government of Rajasthan</b>	<b>43127</b>	<b>157897</b>
<b>SIKKIM</b>		
<b>01-Investments in General Financial Institutions-</b>		
190-Investments in Public Sector and Other Undertakings	--	4038
<b>02-Investments in Trading Institutions-</b>		
190-Investment in Public Sector and other Undertakings	--	11138
800-Other Expenditure	--	1669
<b>Total : Government of Sikkim</b>	<b>0</b>	<b>16845</b>
<b>TAMIL NADU</b>		
<b>01-Investments in General Financial Institutions-</b>		
190-Investments in Public Sector and Other Undertakings	--	173432
<b>Total : 01</b>	<b>0</b>	<b>173432</b>
<b>02-Investments in Trading Institutions-</b>		
190-Investments in Public Sector and Other Undertakings	--	125000
<b>Total : 02</b>	<b>0</b>	<b>125000</b>
<b>Total : Government of Tamil Nadu</b>	<b>0</b>	<b>298432</b>


(A) Investment in Rajasthan State Hotels Corporation Limited Jaipur.

General Economic Services

**No. 63-B-5465 - Account of INVESTMENTS in GENERAL FINANCIAL AND TRADING INSTITUTIONS during and to the end of the year 2001-02-Concl'd.**

	(In thousands of rupees)	
	Expenditure	
	During the year	To end of the year
<b>TRIPURA</b>		
<b>01-Investments in General Financial Institutions-</b>		
190-Investment in Public Sector and other Undertakings	--	330458
<b>Total : 01</b>	<b>0</b>	<b>330458</b>
<b>02-Investments in Trading Institutions-</b>		
190-Investment in Public Sector and other Undertakings	87800	145954
<b>Total : 02</b>	<b>87800</b>	<b>145354</b>
<b>Total : Government of Tripura</b>	<b>87800</b>	<b>476412</b>
<b>UTTAR PRADESH</b>		
<b>01-Investments in General Financial Institutions-</b>		
190-Investments in Public Sector and Other Undertakings	--	469550
<b>Total : 01</b>	<b>0</b>	<b>469550</b>
<b>02-Investments in Trading Institutions-</b>		
190-Investments in Public Sector and Other Undertakings	--	70579
901-Deduct-Receipts and Recoveries on Capital Account	--	-8845
<b>Total : 02</b>	<b>0</b>	<b>61734</b>
<b>Total : Government of Uttar Pradesh</b>	<b>0</b>	<b>531284</b>
<b>UTTARANCHAL</b>		
<b>01-Investments in General Financial Institutions-</b>		
190-Investments in Public Sector and Other Undertakings	--	--
<b>Total : 01</b>	<b>0</b>	<b>0</b>
<b>02-Investments in Trading Institutions-</b>		
190-Investments in Public Sector and Other Undertakings	--	--
901-Deduct-Receipts and Recoveries on Capital Accounts	--	--
<b>Total : 02</b>	<b>0</b>	<b>0</b>
<b>Total : Government of Uttaranchal</b>	<b>0</b>	<b>0</b>
<b>WEST BENGAL</b>		
<b>01-Investments in General Financial Institutions-</b>		
190-Investments in Public Sector and Other Undertakings	--	232026
<b>Total : 01</b>	<b>0</b>	<b>232026</b>
<b>02-Investments in Trading Institutions-</b>		
190-Investments in Public Sector and Other Undertakings	6248	52655
<b>Total : 02</b>	<b>6248</b>	<b>52655</b>
<b>Total : Government of West Bengal</b>	<b>6248</b>	<b>284681</b>
<b>Total : Investments in General Financial and Trading Institutions</b>	<b>11976521</b>	<b>200480714</b>

\* Includes Rs. 506503 thousands retained in U.P. pending apportionment between successor states of U.P and Uttaranchal.





**No. 63-C-7465 - ACCOUNT of LOANS for GENERAL FINANCIAL AND TRADING INSTITUTIONS showing the amounts ADVANCED and REPaid during the year ended 31st March, 2002 and the BALANCES of such LOANS at the commencement and at the end of the year 2001-02-Contd.**

(In thousands of rupees)

Item No.	STATE GOVERNMENTS								Total carried over
	Gujarat	Haryana	Himachal Pradesh	Jammu and Kashmir	Jharkhand	Karnataka	Kerala	Madhya Pradesh	
1	749042	32457	1000					229	1524910
2									0
3	-54	2830							2776
4	749096	29627	1000	0	0	0	0	229	1522134
5		96113				80000			183622
6									0
7		6896							6896
8	0	89217	0	0	0	80000	0	0	176726
9							212		212
10									0
11									0
12	0	0	0	0	0	0	212	0	212
13									200
14									0
15									0
16	0	0	0	0	0	0	0	0	200
17	818								556027
18									0
19									0
20	818	0	0	0	0	0	0	0	556027
21	749860	128570	1000	0	0	80000	212	229	2264971
22	0	0	0	0	0	0	0	0	0
23	-54	9726	0	0	0	0	0	0	9672
24	749914	118844	1000	0	0	80000	212	229	2255299
25		1283							0

(A) Includes Rs. 229 thousands yet to be apportioned between M.P. and Chhattisgarh.

Loans and Balances

**No. 63-C-7465 - ACCOUNT of LOANS for GENERAL FINANCIAL AND TRADING INSTITUTIONS showing the amounts ADVANCED and REPAID during the year ended 31st March, 2002 and the BALANCES of such LOANS at the commencement and at the end of the year 2001-02-Contd.**

(In thousands of rupees)

	Total brought forward	STATE GOVERNMENTS						Item No.
		Maharashtra	Manipur	Meghalaya	Mizoram	Nagaland	Orissa	
<b>101-General Financial Institutions-</b>								
Balance 1st April, 2001	1524910							1
Advanced during the year	0							2
Repaid during the year	2776							3
Balance 31st March, 2002	1522134	0	0	0	0	0	0	4
<b>102-Trading Institutions-</b>								
Balance 1st April, 2001	183622						60301	5
Advanced during the year	0						2300	6
Repaid during the year	6896							7
Balance 31st March, 2002	176726	0	0	0	0	0	62601	8
<b>190-Loans to Public Sector and other Undertakings-</b>								
Balance 1st April, 2001	212							9
Advanced during the year	0							10
Repaid during the year	0							11
Balance 31st March, 2002	212	0	0	0	0	0	0	12
<b>796-Tribal Areas Sub-Plan-</b>								
Balance 1st April, 2001	200							13
Advanced during the year	0							14
Repaid during the year	0							15
Balance 31st March, 2002	200	0	0	0	0	0	0	16
<b>800-Other Loans-</b>								
Balance 1st April, 2001	556027							17
Advanced during the year	0							18
Repaid during the year	0							19
Balance 31st March, 2002	556027	0	0	0	0	0	0	20
<b>Total: Loans for General Financial and Trading Institutions</b>								
Balance 1st April, 2001	2264971	0	0	0	0	0	60301	21
Advanced during the year	0	0	0	0	0	0	2300	22
Repaid during the year	9672	0	0	0	0	0	0	23
Balance 31st March, 2002	2255299	0	0	0	0	0	62601	24
Interest received and credited to revenue	0							25

No. 63-C-7465 - ACCOUNT of LOANS for GENERAL FINANCIAL AND TRADING INSTITUTIONS showing the amounts ADVANCED and REPAYED during the year ended 31st March, 2002 and the BALANCES of such LOANS at the commencement and at the end of the year 2001-02-Concl'd.

(In thousands of rupees)

Item No.	STATE GOVERNMENTS								Total
	Punjab	Rajasthan	Sikkim	Tamil Nadu	Tripura	Uttar Pradesh	Uttaranchal	West Bengal	
1.						2991			1527901
2.									0
3.									2776
4.	0	0	0	0	0	2991	0	0	1525125
5.	600			81349		869		243681	570422
6.								26752	29052
7.									6896
8.	600	0	0	81349	0	869	0	270433	592578
9.									212
10.									0
11.									0
12.	0	0	0	0	0	0	0	0	212
13.									200
14.									0
15.									0
16.	0	0	0	0	0	0	0	0	200
17.									556027
18.									0
19.									0
20.	0	0	0	0	0	0	0	0	556027
21.	600	0	0	81349	0	3860	0	243681	2654762
22.	0	0	0	0	0	0	0	26752	29052
23.	0	0	0	0	0	0	0	0	9672
24.	600	0	0	81349	0	3860 (A)	0	270433	2674142
25.									0

(A) Includes Rs. 3860 thousands yet to be apportioned between U.P & Uttaranchal.

Loans and Balances

## No. 64-1475 - ACCOUNT OF RECEIPTS from OTHER GENERAL ECONOMIC SERVICES for the year ended 31st March 2002

(In thousand of rupees)

	Union Government	U.T. Govt. Pondicherry	STATE GOVERNMENTS							Item No	
			Andhra Pradesh	Arunachal Pradesh	Assam	Bihar	Chhattisgarh	NCT Delhi	Goa		
012-Statistics		26					212			1	
101-Fees realised under the Monopolies and Restrictive Trade Practices Act, 1969	182						1268			2	
102-Patent Fees	164960		1422							3	
103-Fees for Registration of Trade Marks	48689						627			4	
104-Receipts from Certification Marking and Testing fees	166374	46								5	
105-Regulation of Joint Stock Companies	3043807		198						101	6	
106-Fees for Stamping Weights and Measures	4875	1708	124452				31725	5101	27915	5096	7
107-Census			33241					18			8
108-Trade Demonstration and Publicity											9
109-Sale Proceeds of Liquor etc.									50648		10
200-Regulation of Other Business Undertakings		66	14439					3296	146	101	11
201-Land Ceilings		72	125								12
202-Meteorology	143348										13
800-Other Receipts	371509	5	2956	1144	11311	2196	8733	851		3	14
900-Deduct-Refunds	-60										15
<b>Total : Receipts from Other General Economic Services</b>	<b>3943684</b>	<b>1923</b>	<b>176833</b>	<b>1144</b>	<b>11311</b>	<b>35816</b>	<b>17360</b>	<b>79560</b>	<b>5301</b>	<b>16</b>	



## No. 64-1475 - ACCOUNT, of RECEIPTS from OTHER GENERAL ECONOMIC SERVICES for the year ended 31st March 2002- Contd.

(In thousand of rupees)

Item No	STATE GOVERNMENTS								Total carried over
	Gujarat	Haryana	Himachal Pradesh	Jammu and Kashmir	Jharkhand	Karnataka	Kerala	Madhya Pradesh	
1						558	28	911	1735
2	687							287	2424
3	804							544	167730
4	87	960		151				12	50526
5		742						18	167180
6	2	1425						16	3045549
7	50286	17401	4159	2106	17271	47971	61057	34935	436058
8	250433					39	18609	251	302591
9	17							249	266
10									50648
11	440	60					24966	10193	53707
12	-1420						2552		1329
13									143348
14	36814	12202	4968		3249	2190578	5343	9683	2661545
15		-4				-6	-8		-78
16	338150	32786	9127	2257	20520	2239140	112547	57099	7084558

General Economic Services

## No. 64-1475 - ACCOUNT of RECEIPTS from OTHER GENERAL ECONOMIC SERVICES for the year ended 31st March 2002- Contd.

(In thousand of rupees)

	Total brought forward	STATE GOVERNMENTS						Item No
		Maharashtra	Manipur	Meghalaya	Mizoram	Nagaland	Orissa	
012-Statistics	1735		24		22			1
101-Fees realised under the Monopolies and Restrictive Trade Practices Act, 1969	2424							2
102-Patent Fees	167730				425			3
103-Fees for Registration of Trade Marks	50526							4
104-Receipts from Certification Marking and Testing fees	167180							5
105-Regulation of Joint Stock Companies	3045549							6
106-Fees for Stamping Weights and Measures	436058	121955	253	673	1547	7	212	7
107-Census	302591		7					8
108-Trade Demonstration and Publicity	266	4256						9
109-Sale Proceeds of Liquor etc.	50648							10
200-Regulation of Other Business Undertakings	53707	10278					1363	11
201-Land Ceilings	1329							12
202-Meteorology	143348							13
800-Other Receipts	2661545	15387	10	79	684	535	29059	14
900-Deduct-Refunds	-78	-2						15
<b>Total : Receipts from Other General Economic Services</b>	<b>7084558</b>	<b>151874</b>	<b>294</b>	<b>752</b>	<b>2678</b>	<b>542</b>	<b>30634</b>	<b>16</b>

## No. 64-1475 - ACCOUNT OF RECEIPTS from OTHER GENERAL ECONOMIC SERVICES for the year ended 31st March 2002- Concl'd.

(In thousand of rupees)

Item No	STATE GOVERNMENTS								Total
	Punjab	Rajasthan	Sikkim	Tamil Nadu	Tripura	Uttaranchal	Uttar Pradesh	West Bengal	
1		1612					3278		6671
2							135		2559
3							20		168175
4									50526
5							72		167252
6									3045549
7	31327	26469	345	56351	2910	8341	907	34128	721483
8		33605				180	751	43030	380164
9									4522
10									50649
11	5976	18635		17709		1835		5000	114503
12		3		5			61	66	1464
13							86		143434
14	190554	35823	2	12938		957	141131	9153	3097857
15	-3	-10							-93
16	227854	116137	347	87003	2910	11313	146441	91377	7954714

General Economic Services

**No. 64-A-3476 - ACCOUNT of EXPENDITURE on OTHER GENERAL ECONOMIC SERVICES for the  
year ended 31st March, 2002**

	Union Government	U.T. Govt. Pondicherry	STATE GOVERNMENTS							Item No
			Andhra Pradesh	Arunachal Pradesh	Assam	Bihar	Chhattisgarh	NCT Delhi	Goa	
101-Regulation of Monopolies and Restrictive Trade Practices	19343									1
102-Regulation of Patents, Designs and Trade Marks	247287									2
103-Quality Control and Standardisation										3
105-Regulation of Joint Stock Companies	219876									4
106-Regulation of Weights and Measures	17973	1934	63157	12089	40895	25632	8432	13438	5647	5
107-Regulation of Markets	19189									6
108-Urban Oriented Employment Programmes		1550						4503		7
109-Nehru Rozgar Yojana										8
110-Exchange Loss Under Foreign Currency										9
111-Exchange Loss Under Resurgent India Bonds	7710986									10
191-Investment in Public Sector and Other Undertakings										11
200-Regulation of Other Business Undertakings			3006				1803	1966		12
201-Land Ceilings (Other than Agricultural Land)		62	36172		3107	1813				13
796-Tribal Areas Sub-Plan	155									14
797-Transfers to/from Reserve Funds and Deposit Accounts										15
798-International Co-operation	52898									16
800-Other Expenditure	10280989			27	3632					17
902-Deduct Amount met from Agriculturists Rehabilitation Fund										18
903-Deduct Amount met from Kudikidappukar's Benefit Fund										19
911-Deduct Recoveries of Overpayments	-36795									20
<b>Total : Expenditure on Other General Economic Services</b>	<b>18531701</b>	<b>3546</b>	<b>102335</b>	<b>12116</b>	<b>47634</b>	<b>27445</b>	<b>10235</b>	<b>19907</b>	<b>5647</b>	<b>21</b>
Charged										22
Voted	18531701	3546	102335	12116	47634	27445	10235	19907	5647	23

## No. 64-A-3475 - ACCOUNT of EXPENDITURE on OTHER GENERAL ECONOMIC SERVICES for the year ended 31st March, 2002 - Contd.

Item No	STATE GOVERNMENTS								Total carried over
	Gujarat	Haryana	Himachal Pradesh	Jammu and Kashmir	Jharkhand	Karnataka	Kerala	Madhya Pradesh	
1									19343
2									247287
3									0
4									219676
5	47847	5798	8389	15824	8641	46141	35394	32140	389371
6						617548			636737
7	520					11826			18399
8	498								498
9									0
10									7710986
11									0
12	10858	334				2867	283	7471	28588
13	17634	10198			540	141	73734		143401
14	3513		320						3988
15	58412					1921900			1863488
16									52898
17	58496	2404	2	17809		37871			10401230
18							-849		-849
19							-525		-525
20							-173		-36968
21	80954	18734	8711	33633	9181	2638294	107864	39611	21697548
22									0
23	80954	18734	8711	33633	9181	2638294	107864	39611	21697548

General Economic Services

**No. 64-A-3475 - ACCOUNT of EXPENDITURE on OTHER GENERAL ECONOMIC SERVICES for the  
year ended 31st March, 2002 - Contd.**

	Total brought forward	STATE GOVERNMENTS						Item No.
		Maharashtra	Manipur	Meghalaya	Mizoram	Nagaland	Orissa	
101-Regulation of Monopolies and Restrictive Trade Practices	19343							1
102-Regulation of Patents, Designs and Trade Marks	247287							2
103-Quality Control and Standardisation	0							3
105-Regulation of Joint Stock Companies	219676							4
106-Regulation of Weights and Measures	389371	86594	9355	8419	8694	16073	27109	5
107-Regulation of Markets	636737		2825		14635			6
108-Urban Oriented Employment Programmes	18399							7
109-Nehru Rozgar Yojana	498							8
110-Exchange Loss Under Foreign Currency	0							9
111-Exchange Loss Under Resurgent India Bonds	7710986							10
191-Investment in Public Sector and Other Undertakings	0							11
200-Regulation of Other Business Undertakings	28588	7771						12
201-Land Ceilings (Other than Agricultural Land)	143401						886	13
796-Tribal Areas Sub-Plan	3988							14
797-Transfers to/from Reserve Funds and Deposit Accounts	1863488							15
798-International Co-operation	52898							16
800-Other Expenditure	10401230	100		362	8786	1300		17
902-Deduct-Amount met from Agriculturists Rehabilitation Fund	-849							18
903-Deduct-Amount met from Kudikidappukar's Benefit Fund	-525							19
911-Deduct Recoveries of Overpayments	-36968							20
<b>Total : Expenditure on Other General Economic Services</b>	<b>21697548</b>	<b>94465</b>	<b>12180</b>	<b>8781</b>	<b>32115</b>	<b>17373</b>	<b>27995</b>	<b>21</b>
Charged	0							22
Voted	21697548	94465	12180	8781	32115	17373	27995	23

## COMBINED FINANCE AND REVENUE ACCOUNTS OF THE UNION AND STATE GOVERNMENTS IN INDIA FOR THE YEAR 2001-02

## No. 64-A-3475 - ACCOUNT of EXPENDITURE on OTHER GENERAL ECONOMIC SERVICES for the year ended 31st March, 2002 - Concl'd.

Item No	STATE GOVERNMENTS								Total
	Punjab	Rajasthan	Sikkim	Tamil Nadu	Tripura	Uttaranchal	Uttar Pradesh	West Bengal	
1									19343
2									247287
3									0
4									219676
5	11296	10238	3489	28960	9606	5992	74809	38859	728864
6									654197
7		50271	7894	131					76695
8									498
9									0
10									7710986
11									0
12	327			12236			20739	3539	73200
13		8121		38260	115		29718	22339	242840
14									3988
15									1863488
16									52898
17				17936			11179		10440893
18									-849
19									-525
20									-36968
21	11623	68630	11383	97523	9721	5992	136445 (A)	64737	22296511
22							104		104
23	11623	68630	11383	97523	9721	5992	136341	64737	22296407

(A) Excludes Rs. 343 thousands spent out of advances from the Contingency Fund during 2001-02 but not recouped to the fund till the close of the year.

General Economic Services

**No. 64-B-5475 - ACCOUNT of CAPITAL OUTLAY on OTHER GENERAL ECONOMIC SERVICES during and to the end of the year 2001-02**

	(In thousands of rupees)	
	Expenditure	
	During the year	To end of the year
<b>UNION GOVERNMENT</b>		
102-Civil Supplies	17922	436003
112-Statistics	47376	332872
190-Investments in Public Sector Undertakings	-	34522
800-Other Expenditure	367765	3480995
<b>Total : Union Government</b>	<b>433063</b>	<b>4284392</b>
<b>UNION TERRITORY GOVERNMENT PONDICHERRY</b>		
102-Civil Supplies	-	-
190-Investment in Public Sector and Other Undertakings	-	28355
<b>Total : Union Territory Pondichery</b>	<b>0</b>	<b>28355</b>
<b>STATE GOVERNMENTS</b>		
<b>ANDHRA PRADESH</b>		
101-Land Ceilings(Other than Agricultural Land)	-	1578
102-Civil Supplies	-	62136
190-Investment in Public Sector and Other Undertakings	-	3007
195-Investment in Cooperatives	-241	70337
202-Compensation to Land Holders on Abolition of Zamindari System	166	145271
797-Transfer to/from Reserve Funds and Deposit Accounts	-	-
800-Other Expenditure	749933	750281
901-Deduct - Receipts and Recoveries on Capital Account	-	-7
902-Deduct - Amount met from Reserve Fund/Deposit Account	-	-9946
<b>Total : Government of Andhra Pradesh</b>	<b>749868</b>	<b>1022667</b>
<b>ARUNACHAL PRADESH</b>		
102-Civil Supplies	-	31885
112-Statistics	2123	39274
800-Other Expenditure	-	14309
<b>Total : Government of Arunachal Pradesh</b>	<b>2123</b>	<b>85468</b>
<b>ASSAM</b>		
101-Land Ceilings	-	802
102-Civil Supplies	110	12180
202-Compensation to Land Holders on Abolition of Zamindari System	-	29553
800-Other Expenditure	-	88
902-Deduct - Amount met from Reserve Fund/Deposit Account	-	-29553
<b>Total : Government of Assam</b>	<b>110</b>	<b>13070</b>
<b>BIHAR</b>		
101-Land Ceilings	-	635
202-Compensation to Land Holder on Abolition of Zamindari System	-	464735
796-Tribal Area Sub-Plan	-	21253
800-Other Expenditure	20	276452
<b>Total : Government of Bihar</b>	<b>20</b>	<b>763076</b>



**No. 64-B-5475 - ACCOUNT of CAPITAL OUTLAY on OTHER GENERAL ECONOMIC SERVICES during and to the end of the year 2001-02 - Contd.**

	(In thousands of rupees)	
	Expenditure	
	During the year	To end of the year
<b>CHHATTISGARH</b>		
101-Land Ceilings	199	227
<b>Total : Government of Chhattisgarh</b>	<b>199</b>	<b>227</b>
<b>NCT DELHI</b>		
102-Civil supplies		204045
112-Statistics	2333	7676
800-Other Expenditure	1133	4311
<b>Total : Government of NCT Delhi</b>	<b>3466</b>	<b>216032</b>
<b>GOA</b>		
102-Civil Supplies		5164
<b>Total : Government of Goa</b>	<b>0</b>	<b>5164</b>
<b>GUJARAT</b>		
101-Land Ceilings		16
102-Civil Supplies		72570
195-Consumer Cooperatives	-100	3795
202-Compensation to Land Holder on Abolition of Zamindari System		48748
800-Other Expenditure		1390
<b>Total : Government of Gujarat</b>	<b>-100</b>	<b>126519</b>
<b>HIMACHAL PRADESH</b>		
101-Land Ceilings		2946
202-Compensation to Land Holder on Abolition of Zamindari System		2382
<b>Total : Government of Himachal Pradesh</b>	<b>0</b>	<b>5328</b>
<b>JAMMU &amp; KASHMIR</b>		
800-Other Expenditure		32841
<b>Total : Government of Jammu and Kashmir</b>	<b>0</b>	<b>32841</b>
<b>JHARKHAND</b>		
796-Tribal Area Sub-Plan	69895	69895
<b>Total : Government of Jharkhand</b>	<b>69895</b>	<b>69895</b>
<b>KARNATAKA</b>		
101-Land Ceilings	934	113570
102-Civil Supplies	250	61553
202-Compensation to Land Holders on Abolition of Zamindari System	757	56240
901-Deduct Receipts and Recoveries of Capital Account	-3622	-82459
<b>Total : Government of Karnataka</b>	<b>-1681</b>	<b>148904</b>
<b>KERALA</b>		
101-Land Ceilings	110	11845
800-Other Expenditure	300636	579448
<b>Total : Government of Kerala</b>	<b>300526</b>	<b>691293</b>
<b>MADHYA PRADESH</b>		
101-Land Ceilings	284	7881
202-Compensation to Land Holders on Abolition of Zamindari System		140860
<b>Total : Government of Madhya Pradesh</b>	<b>284</b>	<b>148741</b>

(A) Includes Rs. 148317 thousands yet to be allocated between M.P. and Chhattisgarh.

**No. 64-B-5476 - ACCOUNT of CAPITAL OUTLAY on OTHER GENERAL ECONOMIC SERVICES during and to the end of the year 2001-02 - Contd.**

	(In thousands of rupees)	
	Expenditure	
	During the year	To end of the year
<b>MAHARASHTRA</b>		
101-Land Ceilings	-6789	34163
102-Civil Supplies	-1285	89200
202-Compensation to Land Holder on abolition of Zamindari System	-	-2449
901-Deduct-Receipt and Recoveries on Capital Account	-	-2273
<b>Total : Government of Maharashtra</b>	<b>-8074</b>	<b>118641</b>
<b>MIZORAM</b>		
112-Statistics	-	219
<b>Total : Government of Mizoram</b>	<b>0</b>	<b>219</b>
<b>NAGALAND</b>		
800-Other Expenditure	-	965
<b>Total : Government of Nagaland</b>	<b>0</b>	<b>965</b>
<b>ORISSA</b>		
202-Compensation to Land Holder on abolition of Zamindari System	1902	57387
<b>Total : Government of Orissa</b>	<b>1902</b>	<b>57387</b>
<b>PUNJAB</b>		
101-Land Ceiling	-	493
112-Land Ceilings	302121	5613909
800-Other Expenditure	-	15231
<b>Total : Government of Punjab</b>	<b>302121</b>	<b>5629633</b>
<b>RAJASTHAN</b>		
101-Land Ceiling	-	12984
102-Civil Supplies-	201	110371
103-Land Ceiling Agriculture Land	575	-
202-Compensation to Land Holder on abolition of Zamindari System	-	478868
796-Tribal Area Sub- Plan	-	1490
800-Other Expenditure	9427	25805
<b>Total : Government of Rajasthan</b>	<b>10203</b>	<b>629518</b>

(a) It includes investment in various societies under tribal area sub plan Rs.1040 thousands and weak consumer co-operative stores Rs.450 thousands.

**No. 64-B-5475 - ACCOUNT of CAPITAL OUTLAY on OTHER GENERAL ECONOMIC SERVICES during and to the end of the year 2001-02 - Concl'd.**

(In thousands of rupees)

	Expenditure	
	During the year	To end of the year
<b>TAMIL NADU</b>		
101-Land Ceiling		4514
102-Civil Supplies		14100
202-Compensation to Land Holder on abolition of Zamindari System	-1	98619
797-Transfer to/from Reserve Funds and Deposit Accounts		--
<b>Total : Government of Tamil Nadu</b>	<b>-1</b>	<b>117233</b>
<b>UTTAR PRADESH</b>		
190-Investment in Public Sector and Other Undertakings		2001
202-Compensation to Land Holder on abolition of Zamindari System		-142355
<b>Total : Government of Uttar Pradesh</b>	<b>0</b>	<b>(A) -140354</b>
<b>UTTARANCHAL</b>		
190-Investment in Public Sector and Other Undertakings		--
202-Compensation to Land Holder on abolition of Zamindari System		--
<b>Total : Government of Uttaranchal</b>	<b>0</b>	<b>0</b>
<b>WEST BENGAL</b>		
101-Land Ceiling		342
202-Compensation to Land Holder on abolition of Zamindari System	2645	620009
800-Other Expenditure	1068	1098
901-Deduct-Receipt and Recoveries on Capital Account		-2
<b>Total : Government of West Bengal</b>	<b>3713</b>	<b>621447</b>
<b>Total : Capital Outlay on Other General Economic Services</b>	<b>1867627</b>	<b>14576650</b>

(A) Includes Rs. 140354 thousands yet to be allocated between U.P. and Uttaranchal.

General Economic Services

**No. 64-C-7475 - ACCOUNT of LOANS for OTHER GENERAL ECONOMIC SERVICES showing the amounts ADVANCED and REPaid during the year ended 31st March, 2002 and the BALANCES of such LOANS at the commencement and at the end of the year 2001-02**

	(In thousands of rupees)									Item No
	Union Government	U.T. Govt. Pondichery	STATE GOVERNMENTS							
			Andhra Pradesh	Arunachal Pradesh	Assam	Bihar	Chhattisgarh	NCT Delhi	Goa	
<b>101-General Financial Institutions-</b>										
Balance 1st April, 2001										1
Advance during the year										2
Repaid during the year										3
Balance 31st March, 2002	0	0	0	0	0	0	0	0	0	4
<b>102-Trading Institutions -</b>										
Balance 1st April, 2001										5
Advance during the year										6
Repaid during the year										7
Balance 31st March, 2002	0	0	0	0	0	0	0	0	0	8
<b>103-Civil Supplies -</b>										
Balance 1st April, 2001	89045		350000		4837	35000		43634		9
Advance during the year	150000				50					10
Repaid during the year	12143		155800							11
Balance 31st March, 2002	226902	0	194200	0	4887	35000	0	43634	0	12
<b>190-Loans to Public Sector and other Undertakings-</b>										
Balance 1st April, 2001	20000	7500	16386							13
Advance during the year										14
Repaid during the year	20000	7500	5455							15
Balance 31st March, 2002	0	0	10931	0	0	0	0	0	0	16
<b>195-Loans to Consumer Co-operatives -</b>										
Balance 1st April, 2001	200		24791							17
Advance during the year										18
Repaid during the year	7		13476							19
Balance 31st March, 2002	193	0	11315	0	0	0	0	0	0	20



**No. 64-C-7475 - ACCOUNT of LOANS for OTHER GENERAL ECONOMIC SERVICES showing the amounts ADVANCED and REPaid during the year ended 31st March, 2002 and the BALANCES of such LOANS at the commencement and at the end of the year 2001-02-Contd.**

	Total brought forward	STATE GOVERNMENTS						Item No
		Maharashtra	Manipur	Meghalaya	Mizoram	Nagaland	Orissa	
<b>101-General Financial Institutions-</b>								
Balance 1st April, 2001	0							1
Advance during the year	0							2
Repaid during the year	0							3
Balance 31st March, 2002	0	0	0	0	0	0	0	4
<b>102-Trading Institutions -</b>								
Balance 1st April, 2001	457							5
Advance during the year	0							6
Repaid during the year	0							7
Balance 31st March, 2002	457	0	0	0	0	0	0	8
<b>103-Civil Supplies -</b>								
Balance 1st April, 2001	541942	25513						9
Advance during the year	150250	100						10
Repaid during the year	168684	1660						11
Balance 31st March, 2002	523508	23953	0	0	0	0	0	12
<b>190-Loans to Public Sector and other Undertakings-</b>								
Balance 1st April, 2001	43886							13
Advance during the year	0							14
Repaid during the year	32955							15
Balance 31st March, 2002	10931	0	0	0	0	0	0	16
<b>195-Loans to Consumer Co-operatives -</b>								
Balance 1st April, 2001	24807							17
Advance during the year	0							18
Repaid during the year	13483							19
Balance 31st March, 2002	11324	0	0	0	0	0	0	20



**No. 64-C-7475 - ACCOUNT of LOANS for OTHER GENERAL ECONOMIC SERVICES showing the amounts ADVANCED and REPaid during the year ended 31st March, 2002 and the BALANCES of such LOANS at the commencement and at the end of the year 2001-02-Contd.**

	Union Government	U.T. Govt. Pondicherry	STATE GOVERNMENTS							Item No
			Andhra Pradesh	Arunachal Pradesh	Assam	Bihar	Chhattisgarh	NCT Delhi	Goa	
<b>796-Tribal Area Sub-Plan-</b>										
Balance 1st April, 2001					880					1
Advance during the year										2
Repaid during the year										3
Balance 31st March, 2002	0	0	0	0	880	0	0	0	0	4
<b>800-Other Loans -</b>										
Balance 1st April, 2001	735231		41658		12948					5
Advance during the year										6
Repaid during the year	115005									7
Balance 31st March, 2002	620226	0	41658	0	12948	0	0	0	0	8
<b>Total : Loans for Other General Economic Services</b>										
Balance 1st April, 2001	844476	7500	432835	0	18665	35000	0	43634	0	9
Advance during the year	150000	0	0	0	50	0	0	0	0	10
Repaid during the year	147155	7500	174731	0	0	0	0	0	0	11
Balance 31st March, 2002	847321	0	258104	0	18715	35000	0	43634	0	12
Interest received and credited to revenue	16421		156							13



**No. 64-C-7475 - ACCOUNT of LOANS for OTHER GENERAL ECONOMIC SERVICES showing the amounts ADVANCED and REPaid during the year ended 31st March, 2002 and the BALANCES of such LOANS at the commencement and at the end of the year 2001-02-Contd.**

(In thousands of rupees)

Item No	STATE GOVERNMENTS								Total carried over
	Gujarat	Haryana	Himachal Pradesh	Jammu and Kashmir	Jharkhand	Karnataka	Kerala	Madhya Pradesh	
1									880
2									0
3									0
4	0	0	0	0	0	0	0	0	880
5						-804	398		789431
6									0
7									115005
8	0	0	0	0	0	-804 (A)	398	0	674426
9	-184	0	0	30	0	19049	398	0	1401403
10	0	0	0	0	0	200	0	0	150250
11	0	0	0	0	0	741	0	0	330127
12	-184 <sup>@</sup>	0	0	30	0	18508	398	0	1221526
13									16577

(A) Minus balance is under investigation.

Loans and Advances

**No. 64-C-7475 - ACCOUNT of LOANS for OTHER GENERAL ECONOMIC SERVICES showing the amounts ADVANCED and REPAYED during the year ended 31st March, 2002 and the BALANCES of such LOANS at the commencement and at the end of the year 2001-02-Contd.**

	Total brought forward	STATE GOVERNMENTS						Item No
		Maharashtra	Manipur	Meghalaya	Mizoram	Nagaland	Orissa	
(In thousands of rupees)								
<b>796-Tribal Area Sub-Plan-</b>								
Balance 1st April, 2001	880	111	-	-	-	-	-	1
Advance during the year	0	-	-	-	-	-	-	2
Repaid during the year	0	63	-	-	-	-	-	3
Balance 31st March, 2002	880	48	0	0	0	0	0	4
<b>800-Other Loans -</b>								
Balance 1st April, 2001	789431	6	-	-	-	-	-	5
Advance during the year	0	-	-	-	-	-	-	6
Repaid during the year	115005	-	-	-	-	-	-	7
Balance 31st March, 2002	674426	6	0	0	0	0	0	8
<b>Total : Loans for Other General Economic Services</b>								
Balance 1st April, 2001	1401403	25630	0	0	0	0	0	9
Advance during the year	150250	100	0	0	0	0	0	10
Repaid during the year	330127	1723	0	0	0	0	0	11
Balance 31st March, 2002	1221526	24007	0	0	0	0	0	12
Interest received and credited to revenue	16577	-	-	-	-	-	-	13

No. 64-C-7475 - ACCOUNT of LOANS for OTHER GENERAL ECONOMIC SERVICES showing the amounts ADVANCED and REPAYED during the year ended 31st March, 2002 and the BALANCES of such LOANS at the commencement and at the end of the year 2001-02-Concl'd.

Item No.	(In thousands of rupees)								
	STATE GOVERNMENTS								
	Punjab.	Rajasthan	Sikkim	Tamil Nadu	Tripura.	Uttar Pradesh	Uttaranchal	West Bengal	Total
1									991
2									0
3									63
4	0	0	0	0	0	0	0	0	928
5	5			-59	4				789387
6									0
7				100					115105
8	5	0	0	-159	4	0	0	0	674282
9	5	1922	0	2704	4	0	0	0	1431668
10	0	0	0	0	0	0	0	0	150350
11	0	383	0	100	0	0	0	0	332333
12	5	1539	0	2604	4	0	0	0	1249685
13									16577

Loans and Advances

**COMBINED FINANCE AND REVENUE ACCOUNTS OF THE UNION AND STATE  
GOVERNMENTS IN INDIA FOR THE YEAR 2001-2002**

**ALPHABETIC INDEX**

<b>Volume -II</b>		
<b>A</b>		
16-A	Agriculture Financial Institutions - Expenditure	178
16-B	Agriculture Financial Institutions - Investment	179
16-C	Agriculture Financial Institutions - Loans	180-181
15	Agriculture Research - Receipts	158-159
15-A	Agriculture Research - Expenditure	160-171
15-B	Agriculture Research - Capital Outlay	172-177
9	Animal Husbandry - Receipts	46-49
9-A	Animal Husbandry - Expenditure	50-53
9-B	Animal Husbandry - Capital Outlay	54-61
9-C	Animal Husbandry - Loans	62-69
<b>C</b>		
37-B	Cement and Non Metallic Industries - Capital Outlay	472-473
37-C	Cement and Non Metallic Industries - Loans	474-477
60-A	Census Survey and Statistics - Expenditure	702-705
40-B	Chemical and Pharmaceuticals Industries - Capital Outlay	490-491
40-C	Chemical and Pharmaceuticals Industries - Loans	492-495
48	Civil Aviation - Receipts	598-599
48-A	Civil Aviation - Expenditure	600-603
48-B	Civil Aviation - Capital Outlay	604-607
48-C	Civil Aviation - Loans	608-611
62	Civil Supplies - Receipts	708-709
62-A	Civil Supplies - Expenditure	710-713
32	Coal and Lignite - Receipts	387
32-A	Coal and Lignite - Expenditure	388
32-B	Coal and Lignite - Capital Outlay	389
32-C	Coal and Lignite - Loans	390
28-A	Command Area Development - Expenditure	332-333
28-B	Command Area Development - Capital Outlay	334-335
28-C	Command Area Development - Loans	336-339
43-B	Consumer Industries - Capital Outlay	518-531
43-C	Consumer Industries - Loans	532-551
17	Co-operation - Receipts	182-183
17-A	Co-operation - Expenditure	184-187
17-B	Co-operation - Capital Outlay	188-195
17-C	Co-operation - Loans	196-203
7	Crop Husbandry - Receipts	2-5
7-A	Crop Husbandry - Expenditure	6-9
7-B	Crop Husbandry - Capital Outlay	10-19
7-C	Crop Husbandry - Loans	20-35
<b>D</b>		
10	Dairy Development - Receipts	70-71
10-A	Dairy Development - Expenditure	72-73
10-B	Dairy Development - Capital Outlay	74-79

10-C	Dairy Development - Loans	80-83
	E	
56-A	Ecology and Environment - Expenditure	678-681
41-B	Engineering Industries - Capital Outlay	496-501
41-C	Engineering Industries - Loans	502-509
	F	
38-B	Fertilizer Industries - Capital Outlay	478-479
38-C	Fertilizer Industries - Loans	480-483
11	Fisheries - Receipts	84-85
11-A	Fisheries - Expenditure	86-89
11-B	Fisheries - Capital Outlay	90-95
11-C	Fisheries - Loans	96-103
29-A	Flood Control and Drainage - Expenditure	340-343
29-B	Flood Control and Drainage - Capital Outlay	344-351
14	Food Storage and Warehousing - Receipts	134-135
14-A	Food Storage and Warehousing - Expenditure	136-139
14-B	Food Storage and Warehousing - Capital Outlay	140-149
14-C	Food Storage and Warehousing - Loans	150-157
59-A	Foreign Trade and Export Promotion - Expenditure	700-701
12	Forestry and Wild Life - Receipts	104-107
12-A	Forestry and Wild Life - Expenditure	108-111
12-B	Forestry and Wild Life - Capital Outlay	112-119
12-C	Forestry and Wild Life - Loans	120-123
	G	
63-B	General Financial & Trading Institutions - Investment	714-719
63-C	General Financial & Trading Institutions - Loans	720-723
	H	
23	Hill Areas - Receipts	250-251
23-A	Hill Areas - Expenditure	252-259
23-B	Hill Areas - Capital Outlay	260-262
23-C	Hill Areas - Loans	263
	I	
35	Industries - Receipts	426-433
35-A	Industries - Expenditure	434-445
35-B	Iron and Steel Industries - Capital Outlay	446-447
35-C	Iron and Steel Industries - Loans	448-451
51	Inland Water Transport - Receipts	650-651
51-A	Inland Water Transport - Expenditure	652-653
51-B	Inland Water Transport - Capital Outlay	654-655
51-C	Inland Water Transport - Loans	656
	L	
21	Land Reforms - Receipts	228-229
21-A	Land Reforms - Expenditure	230-231
21-C	Land Reforms - Loans	232-235
	M	
26	Major and Medium Irrigation - Receipts	286-289
26-A	Major and Medium Irrigation - Expenditure	290-297
26-B	Major and Medium Irrigation - Capital Outlay	298-309
26-C	Major and Medium Irrigation - Loans	310-313
61-A	Meteorology - Expenditure	706

61-B	Meteorology - Capital Outlay	707
27	Minor Irrigation - Receipts	314-317
27-A	Minor Irrigation - Expenditure	318-321
27-B	Minor Irrigation - Capital Outlay	322-327
27-C	Minor Irrigation - Receipts	328-331
	<b>N</b>	
33	Non Conventional Sources of Energy - Receipts	391
33-A	Non Conventional Sources of Energy - Expenditure	392-395
33-B	Non Conventional Sources of Energy - Capital Outlay	396
33-C	Non Conventional Sources of Energy - Loans	397
36	Non Ferrous & Metallurgical Industries - Receipts	452-453
36-A	Non Ferrous & Metallurgical Industries - Expenditure	454-457
36-B	Non Ferrous & Metallurgical Industries - Capital Outlay	458-463
36-C	Non Ferrous & Metallurgical Industries - Loans	464-471
24	North Eastern Area - Receipts	264-265
24-A	North Eastern Area - Expenditure	266-267
24-B	North Eastern Area - Capital Outlay	268-270
24-C	North Eastern Area - Loans	271
	<b>O</b>	
18	Other Agricultural Programme - Receipts	204-205
18-A	Other Agricultural Programme - Expenditure	206-209
18-B	Other Agricultural Programme - Capital Outlay	210-213
18-C	Other Agricultural Programme - Loans	214-217
54	Other Communication Services - Receipts	666
54-A	Other Communication Services - Expenditure	667
54-B	Other Communication Services - Capital Outlay	668
54-C	Other Communication Services - Loans	669
64	Other General Economic Services - Receipts	724-727
64-A	Other General Economic Services - Expenditure	728-731
64-B	Other General Economic Services - Capital Outlay	732-735
64-C	Other General Economic Services - Loans	736-743
44	Other Industries - Receipts	552-555
44-A	Other Industries - Expenditure	556-559
44-B	Other Industries - Capital Outlay	560-562
44-C	Other Industries - Loans	563
45-A	Other Outlay on Industries and Minerals - Expenditure	564-565
45-B	Other Outlay on Industries and Minerals - Capital Outlay	566-571
45-C	Other Outlay on Industries and Minerals - Loans	572-577
22	Other Rural Development Programmes - Receipts	236-237
22-A	Other Rural Development Programmes - Expenditure	238-241
22-B	Other Rural Development Programmes - Capital Outlay	242-245
22-C	Other Rural Development Programmes - Loans	246-249
55	Other Scientific Research - Receipts	670-671
55-A	Other Scientific Research - Expenditure	672-675
55-B	Other Scientific and Environmental Research - Capital Outlay	676
55-C	Other Scientific Research - Loans	677
25	Other Special Areas Programmes - Receipts	272-273
25-A	Other Special Areas Programmes - Expenditure	274-281
25-B	Other Special Areas Programmes - Capital Outlay	282-283
25-C	Other Special Areas Programmes - Loans	284-285

52	Other Transport Services - Receipts	657
52-A	Other Transport Services - Expenditure	658
52-B	Other Transport Services - Capital Outlay	659
52-C	Other Transport Services - Loans	660-663
	P	
39-B	Petro Chemical Industries - Capital Outlay	484-485
39-C	Petro Chemical Industries - Loans	486-489
31	Petroleum - Receipts	382-383
31-B	Petroleum - Capital Outlay	384-385
31-C	Petroleum - Loans	386
13	Plantations - Receipts	124-125
13-A	Plantations - Expenditure	126-129
13-B	Plantations - Capital Outlay	130-131
13-C	Plantations - Loans	132-133
46	Port and Light Houses - Receipts	578-581
46-A	Port and Light Houses - Expenditure	582-585
46-B	Port and Light Houses - Capital Outlay	586-589
46-C	Port and Light Houses - Loans	590-591
30	Power - Receipts	352-355
30-A	Power - Expenditure	356-363
30-B	Power - Capital Outlay	364-373
30-C	Power - Loans	374-381
	R	
49	Roads and Bridges - Receipts	612-613
49-A	Roads and Bridges - Expenditure	614-621
49-B	Roads and Bridges - Capital Outlay	622-635
50	Road Transport - Receipts	636-637
50-A	Road Transport - Expenditure	638-639
50-B	Road Transport - Capital Outlay	640-645
50-C	Road Transport - Loans	646-649
20-A	Rural Employment - Expenditure	224-225
20-C	Rural Employment - Loans	226-227
	S	
53-A	Satellite system - Expenditure	664
53-B	Satellite system - Capital Outlay	665
57-A	Secretariat Economic Services - Expenditure	682-683
47	Shipping - Receipts	592
47-A	Shipping - Expenditure	593
47-B	Shipping - Capital Outlay	594-595
47-C	Shipping - Loans	596-597
8-A	Soil and Water Conservation - Expenditure	36-37
8-B	Soil and Water Conservation - Capital Outlay	38-41
8-C	Soil and Water Conservation - Loans	42-45
19-A	Special Programmes for Rural Development - Expenditure	218-221
19-C	Special Programmes for Rural Development - Loans	222-223
	T	
42-B	Telecommunication and Electronics Industries - Capital Outlay	510-513
42-C	Telecommunication and Electronics Industries - Loans	514-517
58	Tourism - Receipts	684-685
58-A	Tourism - Expenditure	686-689

58-B	Tourism - Capital Outlay	690-695
58-C	Tourism - Loans	696-699
	V	
34	Village and Small Industries - Receipts	398-399
34-A	Village and Small Industries - Expenditure	400-403
34-B	Village and Small Industries - Capital Outlay	404-413
34-C	Village and Small Industries - Loans	414-425