




सत्यमेव जयते

COMBINED FINANCE AND REVENUE
ACCOUNTS
OF
UNION AND STATE GOVERNMENTS
IN INDIA

FOR THE YEAR
(2008 – 2009)

Volume - II



**COMBINED FINANCE AND REVENUE ACCOUNTS OF THE UNION AND STATE
GOVERNMENTS IN INDIA FOR THE YEAR 2008-09**

TABLE OF CONTENTS

Account No.	Particulars	Pages
Volume-II		
7	Account of Receipts from Crop Husbandry for the year ended 31st March, 2009	2-5
7-A	Account of Expenditure on Crop Husbandry for the year ended 31st March, 2009	6-9
7-B	Account of Capital Outlay on Crop Husbandry during and to the end of the year 2008-09.	10-19
7-C	Account of Loans for Crop Husbandry showing the amounts Advanced and Repaid during the year ended 31st March, 2009 and the Balances of such Loans at the commencement and at the end of the year 2008-09.	20-35
8-A	Account of Expenditure on Soil and Water conservation for the year ended 31st March, 2009	36-37
8-B	Account of Capital Outlay on Soil and Water Conservation during and to the end of the year 2008-09.	38-41
8-C	Account of Loans for Soil and Water Conservation showing the amounts Advanced and Repaid during the year ended 31st March, 2009 and the Balances of such Loans at the commencement and at the end of the year 2008-09.	42-45
9	Account of Receipts from Animal Husbandry for the year ended 31st March, 2009	46-49
9-A	Account of Expenditure on Animal Husbandry for the year ended 31st March, 2009	50-53
9-B	Account of Capital Outlay on Animal Husbandry during and to the end of the year 2008-09.	54-61
9-C	Account of Loans for Animal Husbandry showing the amounts Advanced and Repaid during the year ended 31st March, 2009 and the Balances of such Loans at the commencement and at the end of the year 2008-09.	62-69
10	Account of Receipts from Dairy Development for the year ended 31st March, 2009	70-71
10-A	Account of Expenditure on Dairy Development for the year ended 31st March, 2009	72-73
10-B	Account of Capital Outlay on Dairy Development during and to the end of the year 2008-09.	74-79
10-C	Account of Loans for Dairy Development showing the amounts Advanced and Repaid during the year ended 31st March, 2009 and the Balances of such Loans at the commencement and at the end of the year 2008-09.	80-83
11	Account of Receipts from Fisheries for the year ended 31st March, 2009	84-85

11-A	Account of Expenditure on Fisheries for the year ended 31st March, 2009	86-89
11-B	Account of Capital Outlay on Fisheries during and to the end of the year 2008-09.	90-95
11-C	Account of Loans for Fisheries showing the amounts Advanced and Repaid during the year ended 31st March, 2009 and the Balances of such Loans at the commencement and at the end of the year 2008-09.	96-103
12	Account of Receipts from Forestry and Wildlife for the year ended 31st March, 2009.	104-107
12-A	Account of Expenditure on Forestry and Wildlife for the year ended 31st March, 2009	108-111
12-B	Account of Capital Outlay on Forestry and Wildlife during and to the end of the year 2008-09.	112-119
12-C	Account of Loans for Forestry and Wildlife showing the amounts Advanced and Repaid during the year ended 31st March, 2009 and the Balances of such Loans at the commencement and at the end of the year 2008-09.	120-123
13	Account of Receipts from Plantations for the year ended 31st March, 2009	124-125
13-A	Account of Expenditure on Plantations for the year ended 31st March, 2009	126-129
13-B	Account of Capital Outlay on Plantations during and to the end of the year 2008-09.	130-131
13-C	Account of Loans for Plantations showing the amounts Advanced and Repaid during the year ended 31st March, 2009 and the Balances of such Loans at the commencement and at the end of the year 2008-09.	132-133
14	Account of Receipts from Food Storage and Warehousing for the year ended 31st March, 2009	134-135
14-A	Account of Expenditure on Food Storage and Warehousing for the year ended 31st March, 2009	136-139
14-B	Account of Capital Outlay on Food Storage and Warehousing during and to the end of the year 2008-09.	140-149
14-C	Account of Loans for Food Storage and Warehousing showing the amounts Advanced and Repaid during the year ended 31st March, 2009 and the Balances of such Loans at the commencement and at the end of the year 2008-09.	150-157
15	Account of Receipts from Agricultural Research and Education for the year ended 31st March, 2009	158-159
15-A	Account of Expenditure on Agricultural Research and Education for the year ended 31st March, 2009	160-167
15-B	Account of Capital Outlay on Agricultural Research and Education during and to the end of the year 2008-09.	168-173
16-A	Account of Expenditure on Agricultural Financial Institutions for the year ended 31st March, 2009	174
16-B	Account of Investments in Agricultural Financial Institutions during and to the end of the year 2008-09.	175
16-C	Account of Loans for Agricultural Financial Institutions showing	176-177

	the amounts Advanced and Repaid during the year ended 31st March, 2009 and the Balances of such Loans at the commencement and at the end of the year 2008-09.	
17	Account of Receipts from Co-operation for the year ended 31st March, 2009.	178-179
17-A	Account of Expenditure on Co-operation for the year ended 31st March, 2009	180-183
17-B	Account of Capital Outlay on Co-operation during and to the end of the year 2008-09.	184-191
17-C	Account of Loans for Co-operation showing the amounts Advanced and Repaid during the year ended 31st March, 2009 and the Balances of such Loans at the commencement and at the end of the year 2008-09.	192-199
18	Account of Receipts from Other Agricultural Programmes for the year ended 31st March, 2009	200-201
18-A	Account of Expenditure on Other Agricultural Programmes for the year ended 31st March, 2009	202-205
18-B	Account of Capital Outlay on Other Agricultural Programmes during and to the end of the year 2008-09.	206-209
18-C	Account of Loans for Other Agricultural Programmes showing the amounts Advanced and Repaid during the year ended 31st March, 2009 and the Balances of such Loans at the commencement and at the end of the year 2008-09.	210-213
19-A	Account of Expenditure on Special Programmes for Rural Development for the year ended 31st March, 2009	214-217
19-C	Account of Loans for Special Programmes for Rural Development showing the amounts Advanced and Repaid during the year ended 31st March, 2009 and the Balances of such Loans at the commencement and at the end of the year 2008-09.	218-219
20-A	Account of Expenditure on Rural Employment for the year ended 31st March, 2009	220-223
20-C	Account of Loans for Rural Employment showing the amounts Advanced and Repaid during the year ended 31st March, 2009 and the Balances of such Loans at the commencement and at the end of the year 2008-09.	224-225
21	Account of Receipts from Land Reforms for the year ended 31st March, 2009	226-227
21-A	Account of Expenditure on Land Reforms for the year ended 31st March, 2009	228-229
21-C	Account of Loans for Land Reforms showing the amounts Advanced and Repaid during the year ended 31st March, 2009 and the Balances of such Loans at the commencement and at the end of the year 2008-09.	230-233
22	Account of Receipts from Other Rural Development Programmes for the year ended 31st March, 2009	234-235
22-A	Account of Expenditure on Other Rural Development Programmes for the year ended 31st March, 2009	236-239
22-B	Account of Capital Outlay on Other Rural Development Programmes during and to the end of the year 2008-09.	240-243

22-C	Account of Loans for Other Rural Development Programmes showing the amounts Advanced and Repaid during the year ended 31st March, 2009 and the Balances of such Loans at the commencement and at the end of the year 2008-09.	244-247
23	Account of Receipts from Hill Areas for the year ended 31st March, 2009	248-249
23-A	Account of Expenditure on Hill Areas for the year ended 31st March, 2009	250-253
23-B	Account of Capital Outlay on Hill Areas during and to the end of the year 2008-09.	254-257
23-C	Account of Loans for Hill Areas showing the amounts Advanced and Repaid during the year ended 31st March, 2009 and the Balances of such Loans at the commencement and at the end of the year 2008-09.	258-259
24	Account of Receipts from North Eastern Areas for the year ended 31st March, 2009	260-261
24-A	Account of Expenditure on North Eastern Areas for the year ended 31st March, 2009	262-263
24-B	Account of Capital Outlay on North Eastern Areas during and to the end of the year 2008-09.	264-267
24-C	Account of Loans for North Eastern Areas showing the amounts Advanced and Repaid during the year ended 31st March, 2009 and the Balances of such Loans at the commencement and at the end of the year 2008-09.	268-269
25	Account of Receipts from Other Special Areas Programmes for the year ended 31st March, 2009	270-271
25-A	Account of Expenditure on Other Special Areas Programmes for the year ended 31st March, 2009	272-279
25-B	Account of Capital Outlay on Other Special Areas Programmes during and to the end of the year 2008-09.	280-282
25-C	Account of Loans for Other Special Areas Programmes showing the amounts Advanced and Repaid during the year ended 31st March, 2009 and the Balances of such Loans at the commencement and at the end of the year 2008-09.	283
26	Account of Receipts from Major Irrigation for the year ended 31st March, 2009	284-287
26-A	Account of Expenditure on Major Irrigation for the year ended 31st March, 2009	288-291
26-B	Account of Capital Outlay on Major Irrigation during and to the end of the year 2008-09.	292-295
27	Account of Receipts from Medium Irrigation for the year ended 31st March, 2009	296-299
27-A	Account of Expenditure on Medium Irrigation for the year ended 31st March, 2009	300-303
27-B	Account of Capital Outlay on Medium Irrigation during and to the end of the year 2008-09.	304-315
27-C	Account of Loans for Medium Irrigation showing the amounts Advanced and Repaid during the year ended 31st March, 2009 and the Balances of such Loans at the commencement and at the end of	316-319

	the year 2008-09.	
28	Account of Receipts from Minor Irrigation for the year ended 31st March, 2009	320-323
28-A	Account of Expenditure on Minor Irrigation for the year ended 31st March, 2009	324-327
28-B	Account of Capital Outlay on Minor Irrigation during and to the end of the year 2008-09.	328-333
28-C	Account of Loans for Minor Irrigation showing the amounts Advanced and Repaid during the year ended 31st March, 2009 and the Balances of such Loans at the commencement and at the end of the year 2008-09.	334-337
29-A	Account of Expenditure on Command Area Development for the year ended 31st March, 2009	338-345
29-B	Account of Capital Outlay on Command Area Development during and to the end of the year 2008-09.	346-347
29-C	Account of Loans for Command Area Development showing the amounts Advanced and Repaid during the year ended 31st March, 2009 and the Balances of such Loans at the commencement and at the end of the year 2008-09.	348-351
30-A	Account of Expenditure on Flood Control and Drainage for the year ended 31st March, 2009	352-355
30-B	Account of Capital Outlay on Flood Control Projects during and to the end of the year 2008-09.	356-363
31	Account of Receipts from Power for the year ended 31st March, 2009	364-367
31-A	Account of Expenditure on Power for the year ended 31st March, 2009	368-375
31-B	Account of Capital Outlay on Power Projects during and to the end of the year 2008-09.	376-385
31-C	Account of Loans for Power Projects showing the amounts Advanced and Repaid during the year ended 31st March, 2009 and the Balances of such Loans at the commencement and at the end of the year 2008-09.	386-393
32	Account of Receipts from Petroleum for the year ended 31st March, 2009	394-395
32-B	Account of Capital Outlay on Petroleum during and to the end of the year 2008-09.	396
32-C	Account of Loans for Petroleum showing the amounts Advanced and Repaid during the year ended 31st March, 2009 and the Balances of such Loans at the commencement and at the end of the year 2008-09.	397
33	Account of Receipts from Non-Conventional Sources of Energy for the year ended 31st March, 2009	398-399
33-A	Account of Expenditure on Non-Conventional Sources of Energy for the year ended 31st March, 2009	400-403
33-B	Account of Capital Outlay on Non-Conventional Sources of Energy during and to the end of the year 2008-09.	404
33-C	Account of Loans for Non-Conventional Sources of Energy showing the amounts Advanced and Repaid during the year ended	405

	31st March, 2009 and the Balances of such Loans at the commencement and at the end of the year 2008-09.	
34	Account of Receipts from Village and Small Industries for the year ended 31st March, 2009	406-407
34-A	Account of Expenditure on Village and Small Industries for the year ended 31st March, 2009	408-411
34-B	Account of Capital Outlay on Village and Small Industries during and to the end of the year 2008-09.	412-421
34-C	Account of Loans for Village and Small Industries showing the amounts Advanced and Repaid during the year ended 31st March, 2009 and the Balances of such Loans at the commencement and at the end of the year 2008-09.	422-433
35	Account of Receipts from Industries for the year ended 31st March, 2009	434-441
35-A	Account of Expenditure on Industries for the year ended 31st March, 2009	442-453
35-B	Account of Capital Outlay on Iron and Steel Industries during and to the end of the year 2008-09.	454-455
35-C	Account of Loans for Iron and Steel Industries showing the amounts Advanced and Repaid during the year ended 31st March, 2009 and the Balances of such Loans at the commencement and at the end of the year 2008-09.	456-459
36	Account of Receipts from Non Ferrous Mining and Metallurgical Industries for the year ended 31st March, 2009	460-461
36-A	Account of Expenditure on Non Ferrous Mining and Metallurgical Industries for the year ended 31st March, 2009	462-465
36-B	Account of Capital Outlay on Non Ferrous Mining and Metallurgical Industries during and to the end of the year 2008-09.	466-471
36-C	Account of Loans for Non Ferrous Mining and Metallurgical Industries showing the amounts Advanced and Repaid during the year ended 31st March, 2009 and the Balances of such Loans at the commencement and at the end of the year 2008-09.	472-479
37-B	Account of Capital Outlay on Cement and Non Metallic Mineral Industries during and to the end of the year 2008-09.	480-481
37-C	Account of Loans for Cement and Non Metallic Mineral Industries showing the amounts Advanced and Repaid during the year ended 31st March, 2009 and the Balances of such Loans at the commencement and at the end of the year 2008-09.	482-485
38-B	Account of Capital Outlay on Fertilizer Industries during and to the end of the year 2008-09.	486-487
38-C	Account of Loans for Fertilizer Industries showing the amounts Advanced and Repaid during the year ended 31st March, 2009 and the Balances of such Loans at the commencement and at the end of the year 2008-09.	488-491
39-B	Account of Capital Outlay on Petro Chemical Industries during and to the end of the year 2008-09.	492-493
39-C	Account of Loans for Petro Chemical Industries showing the amounts Advanced and Repaid during the year ended 31st March, 2009 and the Balances of such Loans at the commencement and at	494-497

	the end of the year 2008-09.	
40-B	Account of Capital Outlay on Chemicals and Pharmaceutical Industries during and to the end of the year 2008-09.	498-499
40-C	Account of Loans for Chemicals and Pharmaceutical Industries showing the amounts Advanced and Repaid during the year ended 31st March, 2009 and the Balances of such Loans at the commencement and at the end of the year 2008-09.	500-503
41-B	Account of Capital Outlay on Engineering Industries during and to the end of the year 2008-09.	504-509
41-C	Account of Loans for Engineering Industries showing the amounts Advanced and Repaid during the year ended 31st March, 2009 and the Balances of such Loans at the commencement and at the end of the year 2008-09.	510-517
42-B	Account of Capital Outlay on Telecommunication and Electronics Industries during and to the end of the year 2008-09.	518-521
42-C	Account of Loans for Telecommunication and Electronics Industries showing the amounts Advanced and Repaid during the year ended 31st March, 2009 and the Balances of such Loans at the commencement and at the end of the year 2008-09.	522-525
43-B	Account of Capital Outlay on Consumer Industries during and to the end of the year 2008-09.	526-539
43-C	Account of Loans for Consumer Industries showing the amounts Advanced and Repaid during the year ended 31st March, 2009 and the Balances of such Loans at the commencement and at the end of the year 2008-09.	540-559
44	Account of Receipts from Other Industries for the year ended 31st March, 2009	560-563
44-A	Account of Expenditure on Other Industries for the year ended 31st March, 2009	564-567
44-B	Account of Capital Outlay on Other Industries during and to the end of the year 2008-09.	568-570
44-C	Account of Loans for Other Industries showing the amounts Advanced and Repaid during the year ended 31st March, 2009 and the Balances of such Loans at the commencement and at the end of the year 2008-09.	571
45-A	Account of Expenditure on Other Outlays on Industries and Minerals for the year ended 31st March, 2009	572-573
45-B	Account of Capital Outlay on Other Industries and Minerals during and to the end of the year 2008-09.	574-579
45-C	Account of Loans to Other Industries and Minerals showing the amounts Advanced and Repaid during the year ended 31st March, 2009 and the Balances of such Loans at the commencement and at the end of the year 2008-09.	580-585
46	Account of Receipts from Ports and Light Houses for the year ended 31st March, 2009	586-589
46-A	Account of Expenditure on Ports and Light Houses for the year ended 31st March, 2009	590-593
46-B	Account of Capital Outlay on Ports and Light Houses during and to the end of the year 2008-09.	594-597

46-C	Account of Loans for Ports and Light Houses showing the amounts Advanced and Repaid during the year ended 31st March, 2009 and the Balances of such Loans at the commencement and at the end of the year 2008-09.	598-599
47	Account of Receipts from Shipping for the year ended 31st March, 2009	600
47-A	Account of Expenditure on Shipping for the year ended 31st March, 2009	601
47-B	Account of Capital Outlay on Shipping during and to the end of the year 2008-09.	602-603
47-C	Account of Loans for Shipping showing the amounts Advanced and Repaid during the year ended 31st March, 2009 and the Balances of such Loans at the commencement and at the end of the year 2008-09.	604-605
48	Account of Receipts from Civil Aviation for the year ended 31st March, 2009	606-607
48-A	Account of Expenditure on Civil Aviation for the year ended 31st March, 2009	608-611
48-B	Account of Capital Outlay on Civil Aviation during and to the end of the year 2008-09.	612-615
48-C	Account of Loans for Civil Aviation showing the amounts Advanced and Repaid during the year ended 31st March, 2009 and the Balances of such Loans at the commencement and at the end of the year 2008-09.	616-619
49	Account of Receipts from Roads and Bridges for the year ended 31st March, 2009	620-621
49-A	Account of Expenditure on Roads and Bridges for the year ended 31st March, 2009	622-629
49-B	Account of Capital Outlay on Roads and Bridges during and to the end of the year 2008-09.	630-645
50	Account of Receipts from Road Transport for the year ended 31st March, 2009	646-647
50-A	Account of Expenditure on Road Transport for the year ended 31st March, 2009	648-649
50-B	Account of Capital Outlay on Road Transport during and to the end of the year 2008-09.	650-655
50-C	Account of Loans for Road Transport showing the amounts Advanced and Repaid during the year ended 31st March, 2009 and the Balances of such Loans at the commencement and at the end of the year 2008-09.	656-659
51	Account of Receipts from Inland Water Transport for the year ended 31st March, 2009	660-661
51-A	Account of Expenditure on Inland Water Transport for the year ended 31st March, 2009	662-663
51-B	Account of Capital Outlay on Inland Water Transport during and to the end of the year 2008-09.	664-665
51-C	Account of Loans for Inland Water Transport showing the amounts Advanced and Repaid during the year ended 31st March, 2009 and the Balances of such Loans at the commencement and at the end of	666

	the year 2008-09.	
52	Account of Receipts from Other Transport Services for the year ended 31st March, 2009.	667
52-A	Account of Expenditure on Other Transport Services for the year ended 31st March, 2009	668
52-B	Account of Capital Outlay on Other Transport Services during and to the end of the year 2008-09.	669
52-C	Account of Loans for Other Transport Services showing the amounts Advanced and Repaid during the year ended 31st March, 2009 and the Balances of such Loans at the commencement and at the end of the year 2008-09.	670-673
53-A	Account of Expenditure on Satellite System for the year ended 31st March, 2009	674
53-B	Account of Capital Outlay on Satellite System during and to the end of the year 2008-09.	675
54	Account of Receipts from Other Communication Services for the year ended 31st March, 2009	676
54-A	Account of Expenditure on Other Communication Services for the year ended 31st March, 2009	677
54-B	Account of Capital Outlay on Other Communication Services during and to the end of the year 2008-09.	678
54-C	Account of Loans for Other Communication Services showing the amounts Advanced and Repaid during the year ended 31st March, 2009 and the Balances of such Loans at the commencement and at the end of the year 2008-09.	679
55	Account of Receipts from Other Scientific Research for the year ended 31st March, 2009	680-681
55-A	Account of Expenditure on Other Scientific Research for the year ended 31st March, 2009.	682-685
55-B	Account of Capital Outlay on Other Scientific and Environmental Research during and to the end of the year 2008-09.	686
55-C	Account of Loans for Other Scientific Research showing the amounts Advanced and Repaid during the year ended 31st March, 2009 and the Balances of such Loans at the commencement and at the end of the year 2008-09.	687
56-A	Account of Expenditure on Ecology and Environment for the year ended 31st March, 2009	688-691
57-A	Account of Expenditure on Secretariat Economic Services for the year ended 31st March, 2009	692-693
58	Account of Receipts from Tourism for the year ended 31st March, 2009	694-695
58-A	Account of Expenditure on Tourism for the year ended 31st March, 2009	696-699
58-B	Account of Capital Outlay on Tourism during and to the end of the year 2008-09.	700-705
58-C	Account of Loans for Tourism showing the amounts Advanced and Repaid during the year ended 31st March, 2009 and the Balances of such Loans at the commencement and at the end of the year 2008-09.	706-709

59-A	Account of Expenditure on Foreign Trade and Export Promotion for the year ended 31st March, 2009	710-711
60-A	Account of Expenditure on Census, Surveys and Statistics for the year ended 31st March, 2009	712-715
61-A	Account of Expenditure on Meteorology for the year ended 31st March, 2009	716
61-B	Account of Capital Outlay on Meteorology during and to the end of the year 2008-09.	717
62	Account of Receipts from Civil Supplies for the year ended 31st March, 2009	718-719
62-A	Account of Expenditure on Civil Supplies for the year ended 31st March, 2009	720-723
63-B	Account of Investments in General Financial and Trading Institutions during and to the end of the year 2008-09.	724-729
63-C	Account of Loans for General Financial and Trading Institutions showing the amounts Advanced and Repaid during the year ended 31st March, 2009 and the Balances of such Loans at the commencement and at the end of the year 2008-09.	730-733
64	Account of Receipts from Other General Economic Services for the year ended 31st March, 2009	734-737
64-A	Account of Expenditure on Other General Economic Services for the year ended 31st March, 2009	738-741
64-B	Account of Capital Outlay on Other General Economic Services during and to the end of the year 2008-09.	742-745
64-C	Account of Loans for Other General Economic Services showing the amounts Advanced and Repaid during the year ended 31st March, 2009 and the Balances of such Loans at the commencement and at the end of the year 2008-09.	746-753

Volume - II

No. 7 - 0401 ACCOUNT of RECEIPTS from CROP HUSBANDRY for the year ended 31st March, 2009

(In thousands of rupees)

	Union Government	U.T.Govt. Puducherry	STATE GOVERNMENTS							Item No
			Andhra Pradesh	Arunachal Pradesh	Assam	Bihar	Chhattisgarh	NCT Delhi	Goa	
103-Seeds	381	300	11	43	72	18794	--	407	203	1
104-Receipts from Agricultural Farms	5632	429	13	--	122	1504	4310	--	6568	2
105-Sale of manures and fertilisers	1364	12	--	--	151	9890	41	780	51	3
107-Receipts from Plant Protection Services	814403	--	5274	--	60	1594	--	130	114	4
108-Receipts from Commercial crops	1276	--	9	--	5	2242	--	--	--	5
110-Grants from I.C.A.R.	--	--	--	--	--	--	--	--	--	6
119-Receipts from Horticulture and Vegetable crops	427	351	157	59	26	2968	316695	1444	321	7
120-Sale, hire and services of agricultural implements and machinery including tractors	468	528	--	--	80	--	12679	72	3564	8
121-Receipts from Agricultural Education	--	--	--	--	--	--	--	--	--	9
501-Services and Service Fees	--	--	--	--	--	--	--	--	--	10
800-Other Receipts	1273779	1245	33010	15814	3268	25473	14434	1159	312	11
900-Deduct-Refunds	--	--	--	--	--	--	-87	--	-23	12
Total : Receipts from Crop Husbandry	2097730	2865	38474	15916	3784	62465	348072	3992	11110	13

No. 7 - 0401 ACCOUNT of RECEIPTS from CROP HUSBANDRY for the year ended 31st March, 2009-Contd.

(In thousands of rupees)

Item No	STATE GOVERNMENTS								Total Carried over
	Gujarat	Haryana	Himachal Pradesh	Jammu and Kashmir	Jharkhand	Karnataka	Kerala	Madhya Pradesh	
1	10336	591	6613	29167	83	4068	647	9619	81335
2	872	309	4800	--	--	5164	13857	30739	74319
3	853	1174	--	--	876	8718	488	443	24841
4	3458	3148	13	--	710	6758	9553	95	845310
5	87	--	224	--	--	6526	19398	520	30287
6	944	--	--	--	--	--	5	415	1364
7	5145	17777	31564	--	16	39793	2925	35139	454807
8	--	--	--	--	--	--	74	9367	26832
9	--	--	--	--	--	--	--	--	0
10	--	--	--	--	--	--	--	--	0
11	85727	17199	10784	20801	661647	86151	103484	68855	2423142
12	--	--	--	--	--	-316	-45	-85	-556
13	107422	40198	53998	49968	663332	156862	150386	155107	3961631

Economic Services

No. 7 - 0401 ACCOUNT of RECEIPTS from CROP HUSBANDRY for the year ended 31st March, 2009-Contd.

	Total brought forward	(In thousands of rupees)						Item No
		STATE GOVERNMENTS						
		Maharashtra	Manipur	Meghalaya	Mizoram	Nagaland	Orissa	
103-Seeds	81335	180064	571	3153	1	—	483	1
104-Receipts from Agricultural Farms	74319	14528	—	15	55	50	—	2
105-Sale of manures and fertilisers	24841	44243	—	5082	36	—	—	3
107-Receipts from Plant Protection Services	845310	26404	7	1211	265	20	—	4
108-Receipts from Commercial crops	30287	2512	—	11353	8	—	—	5
110-Grants from I.C.A.R.	1364	251	—	—	—	—	—	6
119-Receipts from Horticulture and Vegetable crops	454807	52511	17	6832	3	—	—	7
120-Sale, hire and services of agricultural implements and machinery including tractors	26832	3984	18	840	316	—	—	8
121-Receipts from Agricultural Education	0	—	—	—	—	—	—	9
501-Services and Service Fees	0	877	—	—	—	—	—	10
800-Other Receipts	2423142	146666	136	3704	1073	1020	70841	11
900-Deduct-Refunds	-556	—	—	—	—	—	—	12
Total : Receipts from Crop Husbandry	3961681	472040	749	32190	1757	1090	71324	13

No. 7 - 0401 ACCOUNT of RECEIPTS from CROP HUSBANDRY for the year ended 31st March, 2009-Concl'd.

Item No	STATE GOVERNMENTS								Total
	Punjab	Rajasthan	Sikkim	Tamil Nadu	Tripura	Uttar Pradesh	Uttarakhand	West Bengal	
1	1972	751	5	342775	2383	—	—	3880	617373
2	2544	—	4861	—	13	421958	—	21651	539994
3	426	—	—	89860	727	521	—	16491	182227
4	416	151	—	19154	48	2275	—	1521	896782
5	24716	—	—	132223	—	3162	—	67	204328
6	—	34	—	—	—	—	—	2817	4466
7	30166	9	—	24228	3106	888	—	584	573151
8	—	—	—	100887	—	4546	—	—	137423
9	—	—	—	—	—	—	—	—	0
10	—	—	—	—	—	—	—	—	877
11	32040	23469	2212	26235	10685	63195	36175	3934	2844527
12	-16	—	—	-63	—	-105	—	—	-740
13	92264	24414	7078	735299	16962	496440	36175	50945	6000408

Economic Services

No. 7-A-2401 - ACCOUNT of EXPENDITURE on CROP HUSBANDRY for the year ended 31st March, 2009

(In thousands of rupees)

	Union Government	U.T.Govt. Puducherry	STATE GOVERNMENTS							Item No
			Andhra Pradesh	Arunachal Pradesh	Assam	Bihar	Chhattisgarh	NCT Delhi	Goa	
001-Direction and Administration	48552	35420	1470653	321830	871810	35820	587836	13917	69694	1
003-Training	--	--	509	--	--	--	--	--	--	2
102-Food Grain Crops.	8352	40771	26491	--	59877	--	60846	--	39571	3
103-Seeds	6357435	8290	219759	43305	50722	396274	81295	9923	16446	4
104-Agricultural Farms	33269	2564	--	15987	6579	--	10	--	--	5
105-Manures and Fertilizers	485836606	3675	--	10476	92589	10510	85483	6953	311	6
106-Import of Fertilisers	100788499	--	--	--	--	--	--	--	--	7
107-Plant Protection	604522	91	--	16507	65225	116816	1238	3623	1213	8
108-Commercial Crops	8936960	--	342312	19061	49238	400916	527504	--	783	9
109-Extension and Farmers' Training	2977753	54686	453898	37690	759061	664910	69123	11402	13841	10
110-Crop Insurance	7940787	3100	137622	--	17651	2189512	18900	--	--	11
111-Agricultural Economics and Statistics	531639	--	--	4400	25620	--	--	6493	--	12
112-Development of Pulses	3301	--	54095	--	696	--	--	--	--	13
113-Agricultural Engineering	126545	25371	175314	2393	534764	636258	86233	1143	10542	14
114-Development of Oil Seeds	1673190	--	200191	--	--	--	--	--	--	15
115-Scheme of Small/Marginal Farmers and Agricultural Labour	400	--	11630	--	--	--	--	--	--	16
119-Horticulture and Vegetable Crops	20496330	56605	687409	55501	59829	84711	265885	46224	29140	17
129-Issue of Special Bonds to Fertilizer Companies as Compensation	170000000	--	--	--	--	--	--	--	--	18
190-Assistance to Public Sector and Other Undertakings	--	--	--	--	--	--	--	--	--	19
191-Assistance to Municipal Corporations	--	--	--	--	--	--	--	--	--	20
192-Assistance to District Municipalities	--	--	--	--	--	--	--	--	--	21
195-Assistance to Farming Co-operatives	--	72328	--	--	5419	--	--	--	--	22
196-Assistance to Zila Parishads/ District Level Panchayats	3400	--	--	--	--	--	--	--	--	23
197-Assistance to Block Panchayats/ Intermediate level Panchayats	--	--	--	--	--	--	--	--	--	24
198-Assistance to Gram Panchayats	33466	--	--	--	--	--	--	--	--	25
789-Grant for Special Scheme for Scheduled Castes	--	26297	923296	--	--	--	184004	--	454	26
792-Irrecoverable loans Written off	--	--	--	--	--	--	--	--	--	27
793-Special Central Assistance for Scheduled Caste Component Plan	--	--	--	--	--	--	--	--	--	28
796-Tribal Area Sub-Plan	1150	--	405230	--	48736	1000	600004	--	15069	29
797-Transfer to/from reserve funds and Deposit Account	--	--	--	--	--	--	--	--	--	30
798-International Cooperation	154879	--	--	--	--	--	--	--	--	31
800-Other Expenditure	17094526	46022	20008378	342691	901278	2219654	106100	23099	82112	32
911-Deduct-Recoveries of Overpayments	-3224595	-150	--	--	--	-20343	--	--	-11	33
Total : Expenditure on Crop Husbandry	820426966	375070	25116787	869841	3549094	6736038	2674461	122777	279165	34
Charged	--	--	--	--	--	--	--	64	--	35
Voted	820426966	375070	25116787	869841	3549094	6736038	2674461	122713	279165	36

No. 7-A-2401 - ACCOUNT of EXPENDITURE on CROP HUSBANDRY for the year ended 31st March, 2009-Contd.

(In thousands of rupees)

Item No	STATE GOVERNMENTS								Total carried over
	Gujarat	Haryana	Himachal Pradesh	Jammu and Kashmir	Jharkhand	Karnataka	Kerala	Madhya Pradesh	
1	276832	32509	145233	277221	8819	495900	1205867	1477825	7375738
2	--	--	--	--	--	--	--	--	509
3	1089	--	--	--	107596	--	215857	119595	680045
4	272944	--	85585	23601	43328	2820184	248285	88262	10765638
5	218261	--	--	280	24600	13683	960586	--	1275819
6	209814	139074	43412	12077	7131	196305	17193	442439	487114048
7	--	--	--	--	--	--	--	--	100788499
8	17143	114068	924	90756	60103	33412	26465	659	1152765
9	210722	349912	8054	25470	7792	726007	66137	303368	11974236
10	416269	1304440	106800	410039	240695	156366	98402	344085	8119460
11	1656102	--	--	--	--	202781	44013	684936	12895404
12	48138	68427	12268	1618	--	--	1754	--	700357
13	770	--	--	--	--	--	252	--	59114
14	15314	113801	10303	15217	--	--	66105	170553	1989856
15	212321	--	--	--	--	118713	--	--	2204415
16	--	--	--	--	--	--	--	--	12030
17	392131	220829	588420	485321	41491	109400	184042	894818	24698086
18	--	--	--	--	--	--	--	--	170000000
19	--	--	--	--	--	--	1500	--	1500
20	--	--	--	--	--	--	90	--	90
21	--	--	--	--	--	--	2978	--	2978
22	(A) 60000	--	--	--	--	--	--	--	137747
23	--	--	--	--	--	1446855	152	--	1450407
24	--	--	--	--	--	710847	--	--	710847
25	--	--	--	--	--	--	100044	--	133510
26	--	12498	84469	--	155807	--	--	598788	1985613
27	--	--	--	--	--	--	--	--	0
28	--	--	--	--	--	--	--	--	0
29	887175	--	125110	--	569766	--	--	876160	3529400
30	--	--	--	--	--	--	--	--	0
31	--	--	--	--	--	--	--	--	154879
32	2036041	6122	141326	122473	247340	2852638	1528267	748906	48506973
33	-530	--	--	--	--	-2209	-126094	--	-3373932
34	6930536	2361680	1351904	1464073	1514468	9880882	4641895	6750394	895046031
35	--	182	--	--	--	408	--	974	1628
36	6930536	2361498	1351904	1464073	1514468	9880474	6749420	6749420	895044403

(A) Includes Rs. 5000 thousands spent out of an advance from the Contingency Fund during 2007-08 and recouped to the fund during 2008-09.

Economic Services

No. 7-A-2401 - ACCOUNT of EXPENDITURE on CROP HUSBANDRY for the year ended 31st March, 2009-Contd.

	Total brought forward	STATE GOVERNMENTS						Item No
		Maharashtra	Manipur	Meghalaya	Mizoram	Nagaland	Orissa	
001-Direction and Administration	7375738	3733209	166878	185550	235840	201794	1343072	1
003-Training	509	--	--	--	--	--	--	2
102-Food Grain Crops	680045	110157	16822	--	58974	--	8341	3
103-Seeds	10765638	401732	39531	30257	6384	35338	480785	4
104-Agricultural Farms	1275819	--	18900	1568	--	27384	--	5
105-Manures and Fertilizers	487114048	515436	5682	19441	11098	11157	8845	6
106-Import of Fertilisers	100788499	--	--	--	--	--	--	7
107-Plant Protection	1152765	17845	10900	5451	2599	16853	26928	8
108-Commercial Crops	11974236	314739	10123	339596	23398	68791	137118	9
109-Extension and Farmers' Training	8119460	384142	22369	30895	11602	11416	84126	10
110-Crop Insurance	12895404	804177	--	--	400	--	85059	11
111-Agricultural Economics and Statistics	700357	36681	500	6982	--	9777	236035	12
112-Development of Pulses	59114	69186	--	--	--	--	--	13
113-Agricultural Engineering	1989856	613639	6839	117465	7200	12213	29228	14
114-Development of Oil Seeds	2204415	278179	--	--	40662	--	--	15
115-Scheme of Small/Marginal Farmers and Agricultural Labour	12030	--	--	20884	--	--	--	16
119-Horticulture and Vegetable Crops	24698086	1439457	10379	52512	52589	57801	133907	17
129-Issue of Special Bonds to Fertilizer Companies as Compensation	170000000	--	--	--	--	--	--	18
190-Assistance to Public Sector and Other Undertakings	1500	--	--	--	--	--	--	19
191-Assistance to Municipal Corporations	90	--	--	--	--	--	--	20
192-Assistance to District Municipalities	2978	--	--	--	--	--	--	21
195-Assistance to Farming Co-operatives	137747	--	--	--	--	--	--	22
196-Assistance to Zila Parishads/ District Level Panchayats	1450407	--	--	--	--	--	--	23
197-Assistance to Block Panchayats/ Intermediate level Panchayats	710847	--	--	--	--	--	--	24
198-Assistance to Gram Panchayats	133510	--	--	--	--	--	--	25
789-Grant for Special Scheme for Scheduled Castes	1985613	--	--	--	--	--	390168	26
792-Irrecoverable loans Written off	0	--	--	--	--	--	--	27
793-Special Central Assistance for Scheduled Caste Component Plan	0	--	--	--	--	--	--	28
796-Tribal Area Sub-Plan	3529400	204185	--	--	--	--	430467	29
797-Transfer to/from reserve funds and Deposit Account	0	--	--	--	--	--	--	30
798-International Cooperation	154879	--	--	--	--	--	--	31
800-Other Expenditure	48506973	2049831	306455	10006	437167	213723	1428601	32
911-Deduct-Recoveries of Overpayments	-3373932	-1063	--	--	--	--	-4331	33
Total : Expenditure on Crop Husbandry	895046031	10971532	615378	820607	887913	666247	4818349	34
Charged	1628	579	--	--	--	--	--	35
Voted	895044403	10970953	615378	820607	887913	666247	4818349	36

No. 7-A-2401 - ACCOUNT of EXPENDITURE on CROP HUSBANDRY for the year ended 31st March, 2009-Contd.

(In thousands of rupees)

Item No	STATE GOVERNMENTS								Total
	Punjab	Rajasthan	Sikkim	Tamil Nadu	Tripura	Uttar Pradesh	Uttarakhand	West Bengal	
1	1601801	1605451	86658	746592	772600	914402	419386	844531	20233502
2	--	--	--	--	--	--	--	--	509
3	500000	--	--	1625936	--	3882809	249473	--	7132557
4	--	25399	7280	673762	--	466108	8151	245613	13185978
5	--	--	100699	10047	21060	--	--	362604	1818081
6	--	88058	7625	15916	--	8758	2500	39186	487847750
7	--	--	--	--	--	--	--	--	100788499
8	--	4018	35539	40142	--	715873	25219	37784	2091916
9	8839	507707	2323	180139	1202	751086	76310	150884	14546491
10	621	158305	13845	1152259	113732	2019833	10236	825152	12957993
11	--	41340	--	1503388	38	541648	26389	180977	16078820
12	3663	21820	4379	9955	792	117772	1111	187832	1337656
13	--	--	--	47923	--	271415	--	--	447638
14	444	2278	7012	293096	--	4560	--	19465	3103295
15	--	--	--	119869	--	187	--	--	2643312
16	--	--	--	--	--	--	--	--	32914
17	232694	393916	62245	1511557	64790	902586	892877	67951	30573347
18	--	--	--	--	--	--	--	--	170000000
19	--	--	--	--	--	--	--	--	1500
20	--	--	--	--	--	--	--	--	90
21	--	--	--	--	--	--	--	--	2978
22	--	--	--	1320893	--	--	--	341	1458981
23	--	--	3845	--	--	--	--	--	1454252
24	--	162	--	--	--	--	--	--	711009
25	--	--	9470	--	--	--	--	--	142980
26	--	198210	10226	434590	--	--	--	261072	3279879
27	--	--	--	--	--	--	--	--	0
28	--	--	--	1896	--	--	--	--	1896
29	--	329257	34986	4353	--	783	20070	147399	4700900
30	--	--	--	--	--	--	--	--	0
31	--	--	--	--	--	--	--	--	154879
32	12966	2183865	11634	3350602	59955	1257451	1152099	230724	61212052
33	--	--	-354	-3137	--	--	--	-319	-3383136
34	2361028	5559786	397412	13039778	1034169	11855271	2883821	3601196	954558518
35	--	181	--	--	--	5700	2602	--	10690
36	2361028	5559605	397412	13039778	1034169	11849571	2881219	3601196	954547828

Economic Services

No. 7-B-4401 - ACCOUNT of CAPITAL OUTLAY on CROP HUSBANDRY during and to the end of the year 2008-09

	(In thousands of rupees)	
	Expenditure	
	During the year	To end of the year
UNION GOVERNMENT		
101-Farming Co-operatives	--	72050
103-Seeds	662219	1055287
104-Agricultural Farms	--	496932
105-Manures and Fertilisers	55803	54580767
107-Plant Protection	15608	656519
108-Commercial Crops	--	26352
113-Agricultural Engineering	17382	393800
119-Horticulture and Vegetable Crops	1922	29052
796-Tribal Area Sub-Plan	--	8356
797-Transfer to/from Reserve Funds and Deposit Accounts	--	-383
800-Other Expenditure	31882	298217
901-Deduct-Receipts and Recoveries on Capital Account	--	-24608801
Total : Union Government	784816	33008148
UNION TERRITORY GOVERNMENT		
PUDUCHERRY		
101-Farming Co-operatives	--	2
103-Seeds	--	113
105-Manures and Fertilisers	--	201
119-Horticulture and Vegetable Crops	--	25
190-Investments in Public Sector and Other Undertakings	--	140079
800-Other Expenditure	1372	7004
901- Deduct-Receipts and Recoveries on Capital Account	--	--
Total : Government of Puducherry	1372	147424
STATE GOVERNMENTS		
ANDHRA PRADESH		
001-Direction and Administration	--	792
103-Seeds	--	38018
104-Agricultural Farms - Construction of Buildings with Netherlands Assistance	--	10000
105-Manures and Fertilisers	--	-69300
107-Plant Protection	--	8911
113-Agricultural Engineering	--	31178
119-Horticulture and Vegetable Crops	--	21434
195- Investments in Co-operatives Societies	--	33226
789-Special Component Plan for Scheduled Castes	--	2150
796- Tribal Area Sub-plan	--	8954
800- Other Expenditure	--	53114
901-Deduct-Receipts and Recoveries on Capital Account	--	--
Total : Government of Andhra Pradesh	0	138477

No. 7-B-4401 - ACCOUNT of CAPITAL OUTLAY on CROP HUSBANDRY during and to the end of the year 2008-09 - Contd.

	(In thousands of rupees)	
	Expenditure	
	During the year	To end of the year
ARUNACHAL PRADESH		
101-Farming Co-operatives	--	89
190-Investments in Public Sector and Other Undertakings	9536	84319
800-Other Expenditure	18740	340996
Total : Government of Arunachal Pradesh	28276	425404
ASSAM		
101- Farming Co-operatives	--	183
103-Seeds	--	9497
104-Agricultural Farms	--	3978
113-Agricultural Engineering	--	--
119-Horticulture and Vegetable Crops	--	138
190-Investments in Public Sector and Other Undertakings	--	241608
796- Tribal Area Sub-plan	--	79
800-Other Expenditure	--	599696
Total : Government of Assam	0	855179
BIHAR		
101-Farming Co-operatives	--	901
103-Seeds	--	90036
104-Agricultural Farms	--	1275
105-Manures and Fertilisers	--	1419
108-Commercial Crops	--	22697
113-Agricultural Engineering	--	20563
119-Horticulture and Vegetable Crops	--	13901
796-Tribal Area Sub Plan	--	27958
800-Other Expenditure	--	7899
Total : Government of Bihar	0	186649
CHHATTISGARH		
101-Farming Co-operatives	--	--
103-Seeds	4332	32956
104-Agricultural Farms	--	1198
119-Horticulture and Vegetable Crops	--	244
190- Investments in Public Sector and Other Undertakings	--	5000
800-Other Expenditure	--	1999
Total : Government of Chhattisgarh	4332	41397
NCT DELHI		
101-Farming Co-operatives	--	502
103-Seeds	--	8362
105-Manures and Fertilisers	--	(A) -2923
119-Horticulture and Vegetable Crops	5802	39017
800-Other Expenditure	--	4183
901- Deduct-Receipts and Recoveries on Capital Account	--	-3192
Total : Government of NCT Delhi	5802	45949

(A) Adverse balance is under investigation.

No. 7-B-4401 - ACCOUNT of CAPITAL OUTLAY on CROP HUSBANDRY during and to the end of the year 2008-09- Contd.

	(In thousands of rupees)	
	Expenditure	
	During the year	To end of the year
GOA		
102-Food Grains Crops	5197	63487
103-Seeds	--	22503
105-Manures and Fertilisers	--	2306
113-Agricultural Engineering	--	65212
190-Investments in Public Sector and Other Undertakings	--	49950
800-Other Expenditure	--	19165
Total : Government of Goa	5197	222623
GUJARAT		
101-Farming Co-operatives	--	-155
103-Seeds	--	10220
104-Agricultural Farms	--	26717
105-Manures and Fertilisers	--	-12747
107-Plant Protection	--	3116
108-Commercial Crops	--	707
113-Agricultural Engineering	--	2364
119-Horticulture and Vegetable Crops	--	129
190- Investments in Public Sector and Other Undertakings	5000	129326
191-Investments in Co-operatives	--	22
796-Tribal Area Sub-Plan	--	31725
800-Other Expenditure	11778	164714
Total : Government of Gujarat	16778	356138
HARYANA		
101-Farming Co-operatives	--	--
107-Plant Protection	--	(A) -37445
113-Agricultural Engineering	--	(B) -110
190-Investments in Public Sector and Other Undertakings	--	52870
800-Other Expenditure	--	924
Total : Government of Haryana	0	16239
HIMACHAL PRADESH		
001-Direction and Administration	--	6045
103-Seeds	-9020	-29311
104-Agricultural Farms	--	15542
105-Manures and Fertilisers	-587	-25763
107-Plant Protection	-90	-67747
109- Extension and Farmers Training	--	89645
113-Agricultural Engineering	-3454	12670
119-Horticulture and Vegetable Crops	10424	380575
796-Tribal Area Sub Plan	7440	122545
800-Other Expenditure	2229	19260
Total : Government of Himachal Pradesh	6942	523461

(A) Minus figure was due to excess of receipts and recoveries over expenditure.

(B) Minus figure was due to non allocation of debit under the Punjab Re-organisation Act, 1966.

No. 7-B-4401 - ACCOUNT of CAPITAL OUTLAY on CROP HUSBANDRY during and to the end of the year 2008-09 - Contd.

	(In thousands of rupees)	
	Expenditure	
	During the year	To end of the year
JAMMU AND KASHMIR		
001-Direction and Administration	812	4605
052-Mechinary and Equipment	--	51
101-Farming Co-operatives	--	1102
102-Food Grains Crops	--	33
103-Seeds	94115	-105547
104-Agricultural Farms	26394	779994
105-Manures and Fertilizers	5943	274533
107-Plant Protection	1353	563721
113- Agricultural Engineering	70	182683
119-Horticulture and Vegetable Crops	--	66042
190-Investments in Public Sector and Other Undertakings	--	233040
800-Other Expenditure	241104	1788298
901- Deduct- Receipts and Recovries on Capital Account	--	--
Total : Government of Jammu and Kashmir	369791	3788555
JHARKHAND		
190-Investment in Public Sector and other undertakings	--	6298
277-Education	--	10272
796- Tribal Area Sub-plan	9994	9994
800- Other Expenditure	20000	90000
Total : Government of Jharkhand	29994	116564
KARNATAKA		
001-Direction and Administration	3770	84087
101-Farming Co-operatives	--	1006
103-Seeds	--	4888
104-Agricultural Farms	--	4202
105-Manures and Fertilizers	--	3525
107-Plant Protection	--	850
114-Development of Oil Seed	--	5000
119-Horticulture and Vegetable Crops	--	63649
190-Investments in Public Sector and Other Undertakings	--	63600
800-Other Expenditure	70000	223496
Total : Government of Karnataka	73770	454303
KERALA		
001-Direction and Administration	--	11998 (A)
101-Farming Co-operatives	--	-528
103-Seeds	--	37010
104-Agricultural Farms	1452	53802
105-Manures and Fertilizers	2274	39308
107-Plant Protection	4194	10531
108-Commercial Crops	--	635
109- Extension and Training	--	998
113-Agricultural Engineering	--	13290
119-Horticulture and Vegetable Crops	--	499
190-Investments in Public Sector and Other Undertakings	1000	312442
800-Other Expenditure	--	40258
Total : Government of Kerala	8920	520243

(A) Decreased proforma by Rs.319 thousands being retirement of share capital credited to Capital Receipts.

No. 7-B-4401 - ACCOUNT of CAPITAL OUTLAY on CROP HUSBANDRY during and to the end of the year 2008-09 - Contd.

	(In thousands of rupees)	
	Expenditure	
	During the year	To end of the year
MADHYA PRADESH		
001-Direction and Administration	--	9156
101-Farming Co-operatives	--	2598
103-Seeds	--	189576
104-Agricultural Farms	--	41606
105-Manures and Fertilizers	--	39963
107-Plant Protection	--	25744
113-Agricultural Engineering	--	14714
119-Horticulture and Vegetable Crops	--	54564
190-Investments in Public Sector and Other Undertaking	--	2428
794-Special Central Assistance for Tribal Sub-Plan	--	4025
796-Tribal Area Sub Plan	--	47534
800-Other Expenditure	--	23997
Total : Government of Madhya Pradesh	0	455905
MAHARASHTRA		
101-Farming Co-operatives	--	--
103-Seeds	--	245736
104-Agricultural Farms	--	39
105-Manures and Fertilizers	--	111798
107-Plant Protection	3312	1044515
108-Commercial Crops	--	66280
113-Agricultural Engineering	--	47824
119-Horticulture and Vegetable Crops	--	4661
190-Investments in Public Sector and Other Undertakings	--	78000
796- Tribal Area Sub-Plan	--	7905
800-Other Expenditure	--	251303
Total : Government of Maharashtra	3312	1858061
MANIPUR		
103-Seeds	--	32106
104-Agricultural Farms	--	34693
105-Manures and Fertilizers	--	65880
107-Plant Protection	--	14346
119-Horticulture and Vegetable Crops	--	2979
190-Investments in Public Sector and Other Undertakings	--	3400
800-Other Expenditure	--	18616
901-Deduct-Receipts and Recoveries on Capital Account	--	-67283
Total : Government of Manipur	0	104737
MEGHALAYA		
800-Other Expenditure	3851	51131
Total : Government of Meghalaya	3851	51131

No. 7-B-4401 - ACCOUNT of CAPITAL OUTLAY on CROP HUSBANDRY during and to the end of the year 2008-09 - Contd.

	(In thousands of rupees)	
	Expenditure	
	During the year	To end of the year
MIZORAM		
001-Direction and Administration	--	25856
101-Farming Co-operatives	--	674
102-Food Grains Crops	--	150296
103-Seeds Farm	--	14204
105-Manures and Fertilisers	--	10472
107-Plant Protection	--	9841
113-Agricultural Engineering	--	19086
119-Horticulture and Vegetable Crops	--	151715
800-Other Expenditure	5500	130760
Total : Government of Mizoram	5500	512904
NAGALAND		
001-Direction and Administration	--	12270
103-Seeds	--	13749
104-Agricultural Farms	--	8
105-Manures and Fertilisers	--	327
107-Plant Protection	--	796
108-Commercial Crops	--	3649
113-Agricultural Engineering	--	3434
119-Horticulture and Vegetable Crops	--	9305
800-Other Expenditure	137316	782636
Total : Government of Nagaland	137316	826174
ORISSA		
101-Farming Co-operatives	--	220
103-Seeds	--	14172
105-Manures and Fertilisers	--	3883
113-Agricultural Engineering	--	26
190-Investments in Public Sector and Other Undertakings	--	41841
195-Investments in Co-op. share Capital investment in Orissa FFD for infrastructure	--	1230
800-Other Expenditure	--	2028
Total : Government of Orissa	0	63400
PUNJAB		
101-Farming Co-operatives	-57	(A) -2609
103-Seeds	--	(A) -418
105-Manures and Fertilisers	--	590
107-Plant Protection	-5306	32913 (A)
108-Commercial Crops	--	-4
113-Agricultural Engineering	--	342
119-Horticulture and Vegetable Crops	--	1
190-Investments in Public Sector and Other Undertakings	--	37000 (A)
800-Other Expenditure	--	-2041 (A)
901-Deduct-Receipts and Recoveries on Capital Account	--	-124400
Total : Government of Punjab	-5363	-58626

(A) Progressive Minus Expenditure is due to the cumulative effect of excess of receipts over expenditure.

No. 7-B-4401 - ACCOUNT of CAPITAL OUTLAY on CROP HUSBANDRY during and to the end of the year 2008-09 - Contd.

	(In thousands of rupees)	
	Expenditure	
	During the year	To end of the year
RAJASTHAN		
001-Directions and Administration	--	683
103 Seeds	--	8492
104-Agricultural Farms	--	5719
105-Manures and Fertilisers	1500	63975
108-Commercial Crops	--	8479
119- Horticulture and Vegetable Crops	886	17995
190-Investments in Public Sector and Other Undertakings	--	(A) 96362
796-Tribal Area Sub-Plan	3997	42129
800-Other Expenditure	442916	3771225
Total : Government of Rajasthan	449299	4015059
SIKKIM		
103-Seeds	--	4549
104-Agricultural Farms	1286	54721
105-Manures and Fertilizers	--	2822
107-Plant Protection	--	2565
108-Commercial Crops	--	5966
109-Extension and Training	--	511
113-Agricultural Engineering	--	1281
119-Horticulture and Vegetable Crops	5910	30142
190-Investments in Public Sector and Other Undertakings	--	5005
800- Other Expenditure	19317	52114
Total : Government of Sikkim	26513	159676
TAMIL NADU		
101-Farming Co-operatives	--	80
103 Seeds	2053	480354
104-Agricultural Farms	--	161672
105-Manures and Fertilisers	--	-92444
107-Plant Protection	--	1559
108- Commercial Crops	294	27420
113-Agricultural Engineering	--	508745
119-Horticulture and Vegetable Crops	--	124055
190- Investments in Public Sector and Other Undertakings	2215	80126
796-Tribal Area Sub-Plan	--	10433
800-Other Expenditure	33769	241634
901-Deduct-Receipts and Recoveries on Capital Account	--	-1028
Total : Government of Tamil Nadu	38331	1542606

(A) It includes investment in Rajasthan State Agro Industries Corporation Ltd. (Rs. 41297 thousands) and Rajasthan Seed Corporation (Rs. 51000 thousands)

No. 7-B-4401 - ACCOUNT of CAPITAL OUTLAY on CROP HUSBANDRY during and to the end of the year 2008-09 - Contd.


	(In thousands of rupees)	
	Expenditure	
	During the year	To end of the year
TRIPURA		
101-Farming Co-operatives	--	2
	(A)	
103-Seeds	-10104	-333544
104-Agricultural farms	--	21945
105-Manures and Fertilisers	-5055	194418
	(A)	
107-Plant Protection	-734	26741
108-Commercial Crops	--	8011
109-Extension and Training	--	6051
113-Agricultural Engineering	--	30907
119-Horticulture and Vegetable Crops	35000	311441
800-Other Expenditure	49352	115264
Total : Government of Tripura	68459	381236
UTTAR PRADESH		
001-Direction and Administration	--	2000
101-Farming Co-operatives	--	1858
102- Food Grains Crops	2552	188192
103-Seeds	294417	1133744
105-Manures and Fertilisers	-1701	138097
107-Plant Protection	-827	-158649
108-Commercial Crops	--	15374
113-Agricultural Engineering	--	671
119-Horticulture and Vegetable Crops	1500	148142
190-Investments in Public Sector and Other Undertakings	50000	554957
800-Other Expenditure	-158047	6785184
		(B)
Total : Government of Uttar Pradesh	187894	8809570
UTTARAKHAND		
001-Direction and Administration	--	--
101-Farming Co-operatives	--	--
102-Food Grains Crops	--	7842
103-Seeds	69921	233867
105-Manures and Fertilizers	20000	35602
107-Plant Protection	-90181	-271309
108-Commercial Crops	28	29158
113-Agricultural Engineering	--	--
119-Horticulture and Vegetable Crops	43223	244413
190-Investments in Public Sector and Other Undertakings	--	--
800-Other Expenditure	18228	66657
Total : Government of Uttarakhand	61219	346230

A) Minus expenditure is due to more recovery than expenditure.

(B) Includes Rs.1850853 thousands yet to be apportioned between Uttar Pradesh and Uttarakhand.

No. 7-B-4401 - ACCOUNT of CAPITAL OUTLAY on CROP HUSBANDRY during and to the end of the year 2008-09 - Concl'd.

	(In thousands of rupees)	
	Expenditure	
	During the year	To end of the year
WEST BENGAL		
001-Direction and Administration	--	4720
103-Seeds	--	47386
104-Agricultural Farms	--	14964
105-Manures and Fertilisers	--	6064
107-Plant Protection	--	2088
108-Commercial Crops	--	252
111-Agriculture Economics and Statistics	--	2138
113-Agricultural Engineering	--	1906
119-Horticulture and Vegetable Crops	--	995
190-Investments in Public Sector and Other Undertakings	--	80728
191-Investments in Co-operatives	--	2720
789 SpecialComponent Plan for Scheduled Castes	--	50998
796-Tribal Area Sub-Plan	--	87861
800-Other Expenditure	37646	109038
Total : Government of West Bengal	37646	411858
Total : Capital Outlay on Crop Husbandry	2349967	60326674



No. 7-C-6401 - ACCOUNT of LOANS for CROP HUSBANDRY showing the amounts ADVANCED and REPAYED during the year ended 31st March, 2009 and the BALANCES of such LOANS at the commencement and at the end of the year 2008-09

	Union Government	U.T.Govt. Puducherry	STATE GOVERNMENTS							Item No.
			Andhra Pradesh	Arunachal Pradesh	Assam	Bihar	Chhattisgarh	NCT Delhi	Goa	
(In thousands of rupees)										
103-Seeds-										
Balance 1st April,2008	7007	--	2205685	--	203640	672475	--	--	--	1
Advanced during the year	556	--	--	--	--	--	--	--	--	2
Repaid during the year	399	--	--	--	--	--	--	--	--	3
Balance 31st March, 2009	7164	0	2205685	0	203640	672475	0	0	0	4
104-Agricultural Farms-										
Balance 1st April,2008	728	--	--	--	984	--	--	--	--	5
Advanced during the year	--	--	--	--	--	--	--	--	--	6
Repaid during the year	41	--	--	--	--	--	--	--	--	7
Balance 31st March, 2009	687	0	0	0	984	0	0	0	0	8
105-Manures and Fertilisers-										
Balance 1st April,2008	28196	--	688250	--	6957	1723344	1693	-9008	106	9
Advanced during the year	6298	--	--	--	--	--	300000	--	--	10
Repaid during the year	5063	--	--	--	--	--	--	--	--	11
Balance 31st March, 2009	29431	0	688250	0	6957	1723344	301693	(A) -9008	106	12
106-High Yielding Varieties Programmes-										
Balance 1st April,2008	--	--	--	--	--	20302	--	--	--	13
Advanced during the year	--	--	--	--	--	--	--	--	--	14
Repaid during the year	--	--	--	--	--	--	--	--	--	15
Balance 31st March, 2009	0	0	0	0	0	20302	0	0	0	16
107-Plant Protection-										
Balance 1st April,2008	3300	--	14569	--	150	33843	--	--	--	17
Advanced during the year	--	--	--	--	--	--	--	--	--	18
Repaid during the year	--	--	--	--	--	--	--	--	--	19
Balance 31st March, 2009	3300	0	14569	0	150	33843	0	0	0	20

(A) Adverse balance is under investigation.

No. 7-C-6401 - ACCOUNT of LOANS for CROP HUSBANDRY showing the amounts ADVANCED and REPaid during the year ended 31st March, 2009 and the BALANCES of such LOANS at the commencement and at the end of the year 2008-09-Contd.

(In thousands of rupees)

Item No.	STATE GOVERNMENTS								Total carried over
	Gujarat	Haryana	Himachal Pradesh	Jammu and Kashmir	Jharkhand	Karnataka	Kerala	Madhya Pradesh	
1	48818	--	206	--	-88	77572	--	--	3215315
2	--	--	--	--	--	--	--	--	556
3	149	--	--	--	15	--	--	--	563
4	48669	0	206	0	-103	77572	0	0	3215308
5	--	--	--	--	--	--	1347	--	3059
6	--	--	--	--	--	--	--	--	0
7	--	--	--	--	--	--	--	--	41
8	0	0	0	0	0	0	1347	0	3018
9	299744	--	35025	--	--	238026	13935	4670	3030938
10	--	--	--	--	--	--	--	--	306298
11	250	--	--	--	--	--	--	--	5313
12	299494	0	35025	0	0	238026	13935	4670	3331923
13	--	--	--	3823	--	-360	--	--	23765
14	--	--	--	--	--	--	--	--	0
15	--	--	--	--	--	--	--	--	0
16	0	0	0	3823	0	-360	0	0	23765
17	--	23	--	--	--	2184	--	--	54069
18	--	--	--	--	--	--	--	--	0
19	--	--	--	--	--	--	--	--	0
20	0	23	0	0	0	2184	0	0	54069

(A) Minus balance is due to non-allocation of balances as on 14.11.2000 between successor State of Bihar and Jharkhand.

(B) Reasons for minus balances are under examination.

No. 7-C-6401 - ACCOUNT of LOANS for CROP HUSBANDRY showing the amounts ADVANCED and REPAID during the year ended 31st March, 2009 and the BALANCES of such LOANS at the commencement and at the end of the year 2008-09-Contd.

	Total brought forward	STATE GOVERNMENTS						Item No.
		Maharashtra	Manipur	Meghalaya	Mizoram	Nagaland	Orissa	
(In thousands of rupees)								
103-Seeds-								
Balance 1st April,2008	3215315	1604	--	58	--	--	--	1
Advanced during the year	556	--	--	--	--	--	--	2
Repaid during the year	563	3	--	--	--	--	--	3
Balance 31st March, 2009	3215308	1601	0	58	0	0	0	4
104-Agricultural Farms-								
Balance 1st April,2008	3059	67779	--	--	--	--	--	5
Advanced during the year	0	--	--	--	--	--	--	6
Repaid during the year	41	--	--	--	--	--	--	7
Balance 31st March, 2009	3018	67779	0	0	0	0	0	8
105-Manures and Fertilisers-								
Balance 1st April,2008	3030938	41259	--	30074	--	--	445326	9
Advanced during the year	306298	--	--	--	--	--	--	10
Repaid during the year	5313	--	--	--	--	--	--	11
Balance 31st March, 2009	3331923	41259	0	30074	0	0	445326	12
106-High Yielding Varieties Programmes-								
Balance 1st April,2008	23765	9943	--	--	--	--	--	13
Advanced during the year	0	--	--	--	--	--	--	14
Repaid during the year	0	--	--	--	--	--	--	15
Balance 31st March, 2009	23765	9943	0	0	0	0	0	16
107-Plant Protection-								
Balance 1st April,2008	54069	9307	--	--	--	--	--	17
Advanced during the year	0	--	--	--	--	--	--	18
Repaid during the year	0	--	--	--	--	--	--	19
Balance 31st March, 2009	54069	9307	0	0	0	0	0	20

No. 7-C-6401 - ACCOUNT of LOANS for CROP HUSBANDRY showing the amounts ADVANCED and REPAID during the year ended 31st March, 2009 and the BALANCES of such LOANS at the commencement and at the end of the year 2008-09-Contd.

(In thousands of rupees)

Item No.	STATE GOVERNMENTS								Total
	Punjab	Rajasthan	Sikkim	Tamil Nadu	Tripura	Uttar Pradesh	Uttarakhand	West Bengal	
1	854	183842	--	--	--	-908	--	315190	3715955
2	--	1500	--	--	--	--	--	--	2056
3	1	180	--	--	--	64	--	--	811
4	853	185162	0	0	0	-972	0	315190	3717200
5	--	--	--	--	--	1	--	--	70839
6	--	--	--	--	--	--	--	--	0
7	--	--	--	--	--	(B) -3	--	--	38
8	0	0	0	0	0	4	0	0	70801
9	--	85	--	3206	--	2984	-1	398468	3952339
10	--	--	--	--	--	--	--	--	306298
11	--	14	--	3	--	73	--	--	5403
12	0	71	0	3203	0	2911	-1	398468	4253234
13	--	--	--	--	1507	--	--	--	35215
14	--	--	--	--	--	--	--	--	0
15	--	--	--	--	--	--	--	--	0
16	0	0	0	0	1507	0	0	0	35215
17	12985	2172	--	--	--	882	--	44152	123567
18	--	--	--	--	--	--	--	--	0
19	--	--	--	--	--	--	--	--	0
20	12985	2172	0	0	0	882	0	44152	123567

(A) Minus balance is under investigation.

(B) Minus transaction is due to rectification of adverse balance on account of misclassification.

Loans and Advances

No. 7-C-6401 - ACCOUNT of LOANS for CROP HUSBANDRY showing the amounts ADVANCED and REPAYED during the year ended 31st March, 2009 and the BALANCES of such LOANS at the commencement and at the end of the year 2008-09-Contd.

(In thousands of rupees)

Item No.	STATE GOVERNMENTS								Total carried over
	Gujarat	Haryana	Himachal Pradesh	Jammu and Kashmir	Jharkhand	Karnataka	Kerala	Madhya Pradesh	
1	--	--	--	--	--	--	102	--	1844
2	--	--	--	--	--	--	--	--	128
3	--	--	--	--	--	--	--	--	0
4	0	0	0	0	0	0	102	0	1972
5	30	--	--	--	--	2091	51753	7	127570
6	--	--	--	--	--	--	--	--	--
7	--	--	--	--	--	--	--	--	--
8	30	0	0	0	0	2091	51753	7	127570
9	1070	--	--	--	--	94	--	469	24307
10	--	--	--	--	--	--	--	--	0
11	--	--	--	--	--	--	--	--	0
12	1070	0	0	0	0	94	0	469	24307
13	--	--	--	70718	--	--	--	--	70718
14	--	--	--	--	--	--	--	--	0
15	--	--	--	56	--	--	--	--	56
16	0	0	0	70662	0	0	0	0	70662

Loans and Advances

No. 7-C-6401 - ACCOUNT of LOANS for CROP HUSBANDRY showing the amounts ADVANCED and REPAYED during the year ended 31st March, 2009 and the BALANCES of such LOANS at the commencement and at the end of the year 2008-09-Contd.

	Total brought forward	STATE GOVERNMENTS						Item No.
		Maharashtra	Manipur	Meghalaya	Mizoram	Nagaland	Orissa	
108-Food Grains Crops-								
Balance 1st April,2008	1844	12	--	--	--	--	--	1
Advanced during the year	128	--	--	--	--	--	--	2
Repaid during the year	0	--	--	--	--	--	--	3
Balance 31st March, 2009	1972	12	0	0	0	0	0	4
109-Commercial Crops-								
Balance 1st April,2008	127570	--	--	--	--	--	--	5
Advanced during the year	--	--	--	--	--	--	--	6
Repaid during the year	--	--	--	--	--	--	--	7
Balance 31st March, 2009	127570	0	0	0	0	0	0	8
110-Scheme for small and marginal farmers and agricultural labourers -								
Balance 1st April,2008	24307	--	107	--	--	--	--	9
Advanced during the year	0	--	--	--	--	--	--	10
Repaid during the year	0	--	--	--	--	--	--	11
Balance 31st March, 2009	24307	0	107	0	0	0	0	12
111-Agricultural Education-								
Balance 1st April,2008	70718	--	--	--	--	--	--	13
Advanced during the year	0	--	--	--	--	--	--	14
Repaid during the year	56	--	--	--	--	--	--	15
Balance 31st March, 2009	70662	0	0	0	0	0	0	16

No. 7-C-6401 - ACCOUNT of LOANS for CROP HUSBANDRY showing the amounts **ADVANCED and **REPAID** during the year ended 31st March, 2009 and the **BALANCES** of such **LOANS** at the commencement and at the end of the year 2008-09-Contd.**

Item No.	STATE GOVERNMENTS								Total
	Punjab	Rajasthan	Sikkim	Tamil Nadu	Tripura	Uttar Pradesh	Uttarakhand	West Bengal	
1	—	—	—	—	—	-119	-39	—	1698
2	—	—	—	—	—	—	—	—	128
3	—	—	—	—	—	815	—	—	815
4	0	0	0	0	0	-934	-39	0	1011
5	—	—	—	—	—	704	2110825	17758	2256857
6	—	—	—	—	—	—	564170	—	564170
7	—	—	—	—	—	—	—	—	0
8	0	0	0	0	0	704	2674995	17758	2821027
9	—	—	—	16269	—	625	—	—	41308
10	—	—	—	—	—	—	—	—	0
11	—	—	—	117	—	—	—	—	117
12	0	0	0	16152	0	625	0	0	41191
13	—	—	—	790	—	5405	—	—	76913
14	—	—	—	—	—	—	—	—	0
15	—	—	—	—	—	—	—	—	56
16	0	0	0	790	0	5405	0	0	76857

Loans and Advances

No. 7-C-6401 - ACCOUNT of LOANS for CROP HUSBANDRY showing the amounts ADVANCED and REPAID during the year ended 31st March, 2009 and the BALANCES of such LOANS at the commencement and at the end of the year 2008-09-Contd.

	Union Government	U.T.Govt. Puducherry	STATE GOVERNMENTS							Item No.
			Andhra Pradesh	Arunachal Pradesh	Assam	Bihar	Chhattisgarh	NCT Delhi	Goa	
(In thousands of rupees)										
113-Agricultural Engineering-										
Balance 1st April,2008	73	--	126407	--	27800	600	--	--	-266	1
Advanced during the year	--	--	--	--	--	--	--	--	--	2
Repaid during the year	--	--	--	--	--	--	--	--	--	3
Balance 31st March, 2009	73	0	126407	0	27800	600	0	0	(A) -266	4
114-Development of Oil Seeds-										
Balance 1st April,2008	--	--	--	--	--	--	--	--	--	5
Advanced during the year	--	--	--	--	--	--	--	--	--	6
Repaid during the year	--	--	--	--	--	--	--	--	--	7
Balance 31st March, 2009	0	0	0	0	0	0	0	0	0	8
119-Horticulture and Vegetable Crops -										
Balance 1st April,2008	3310	--	2353	--	74	--	--	--	13992	9
Advanced during the year	135	--	--	--	--	--	--	--	--	10
Repaid during the year	71	--	449	--	--	--	--	--	--	11
Balance 31st March, 2009	3374	0	1904	0	74	0	0	0	13992	12
190-Loans to Public Sector and other Undertakings-										
Balance 1st April,2008	563764	9350	2195	--	101675	94197	--	--	--	13
Advanced during the year	--	--	--	--	--	29200	--	--	--	14
Repaid during the year	--	--	--	--	--	--	--	--	--	15
Balance 31st March, 2009	563764	9350	2195	0	101675	123397	0	0	0	16

(A) Minus balances are due to misclassification of repayment by the Department.

No. 7-C-6401 - ACCOUNT of LOANS for CROP HUSBANDRY showing the amounts ADVANCED and REPAID during the year ended 31st March, 2009 and the BALANCES of such LOANS at the commencement and at the end of the year 2008-09-Contd.

(In thousands of rupees)

Item No.	STATE GOVERNMENTS								Total carried over
	Gujarat	Haryana	Himachal Pradesh	Jammu and Kashmir	Jharkhand	Karnataka	Kerala	Madhya Pradesh	
1	32891	--	--	29164	--	7000	--	--	223669
2	--	--	--	--	--	--	--	--	0
3	--	--	--	--	--	--	--	--	0
4	32891	0	0	29164	0	7000	0	0	223669
5	--	--	--	--	--	--	--	--	0
6	--	--	--	--	--	--	--	--	0
7	--	--	--	--	--	--	--	--	0
8	0	0	0	0	0	0	0	0	0
9	232	--	15376	4834	--	21842	349	--	62362
10	--	--	--	--	--	--	--	--	135
11	--	--	67	1	--	--	--	--	588
12	232	0	15309	4833	0	21842	349	0	61909
13	--	--	234028	--	--	64100	180673	26595	1276577
14	--	--	15600	--	--	--	9000	--	53800
15	--	--	--	--	--	--	--	--	0
16	0	0	249628	0	0	64100	189673	26595	1330377

Loans and Advances

No. 7-C-6401 - ACCOUNT of LOANS for CROP HUSBANDRY showing the amounts ADVANCED and REPAYED during the year ended 31st March, 2009 and the BALANCES of such LOANS at the commencement and at the end of the year 2008-09-Contd.

	Total brought forward	(In thousands of rupees)						Item No.
		STATE GOVERNMENTS						
		Maharashtra	Manipur	Meghalaya	Mizoram	Nagaland	Orissa	
113-Agricultural Engineering-								
Balance 1st April,2008	223669	--	--	3291	--	--	--	1
Advanced during the year	0	--	--	--	--	--	--	2
Repaid during the year	0	--	--	--	--	--	--	3
Balance 31st March, 2009	223669	0	0	3291	0	0	0	4
114-Development of Oil Seeds-								
Balance 1st April,2008	0	--	--	--	--	--	--	5
Advanced during the year	0	--	--	--	--	--	--	6
Repaid during the year	0	--	--	--	--	--	--	7
Balance 31st March, 2009	0	0	0	0	0	0	0	8
119-Horticulture and Vegetable Crops -								
Balance 1st April,2008	62362	5535	951	--	--	353	--	9
Advanced during the year	135	--	--	--	--	--	--	10
Repaid during the year	588	--	--	--	--	--	--	11
Balance 31st March, 2009	61909	5535	951	0	0	353	0	12
190-Loans to Public Sector and other Undertakings-								
Balance 1st April,2008	1276577	815100	--	--	--	--	--	13
Advanced during the year	53800	21000	--	--	--	--	--	14
Repaid during the year	0	36	--	--	--	--	--	15
Balance 31st March, 2009	1330377	836064	0	0	0	0	0	16

No. 7-C-6401 - ACCOUNT of LOANS for CROP HUSBANDRY showing the amounts ADVANCED and REPAYD during the year ended 31st March, 2009 and the BALANCES of such LOANS at the commencement and at the end of the year 2008-09-Contd.

(In thousands of rupees)

Item No.	STATE GOVERNMENTS								Total
	Punjab	Rajasthan	Sikkim	Tamil Nadu	Tripura	Uttar Pradesh	Uttarakhand	West Bengal	
1	--	--	--	50924	--	2075	--	--	279959
2	--	--	--	--	--	--	--	--	0
3	--	--	--	1	--	--	--	--	1
4	0	0	0	50923	0	2075	0	0	279958
5	--	--	--	3790	--	--	--	--	3790
6	--	--	--	--	--	--	--	--	0
7	--	--	--	--	--	--	--	--	0
8	0	0	0	3790	0	0	0	0	3790
9	--	1382	--	-10	1262	2783	--	15500	90118
10	--	--	--	--	--	--	--	--	135
11	--	35	--	--	--	--	--	--	623
12	0	1347	0	(A) -10	1262	2783	0	15500	89630
13	4160	--	--	432430	--	143392	--	475812	3147471
14	--	--	--	--	--	--	--	-15000	59800
15	--	--	--	2713	--	--	--	--	2749
16	4160	0	0	429717	0	143392	0	460812	3204522

(A) Minus balance is under examination.

Loans and Advances

No. 7-C-6401 - ACCOUNT of LOANS for CROP HUSBANDRY showing the amounts ADVANCED and REPAYED during the year ended 31st March, 2009 and the BALANCES of such LOANS at the commencement and at the end of the year 2008-09-Contd.

	Union Government	U.T.Govt. Puducherry	STATE GOVERNMENTS							Item No.
			Andhra Pradesh	Arunachal Pradesh	Assam	Bihar	Chhattisgarh	NCT Delhi	Goa	
(In thousands of rupees)										
195-Loans to Farming Co-operatives-										
Balance 1st April,2008	1692	60	42883	--	2185	2378	427	8	--	1
Advanced during the year	--	--	--	--	--	--	--	--	--	2
Repaid during the year	--	--	--	--	--	--	--	--	--	3
Balance 31st March, 2009	1692	60	42883	0	2185	2378	427	8	0	4
796-Tribal Areas Sub-Plan-										
Balance 1st April,2008	--	--	325	--	--	59	856	--	--	5
Advanced during the year	--	--	--	--	--	--	--	--	--	6
Repaid during the year	--	--	--	--	--	--	--	--	--	7
Balance 31st March, 2009	0	0	325	0	0	59	856	0	0	8
800-Other Loans-										
Balance 1st April,2008	-13244	14800	11005	991	50	86410	168290	2240	231	9
Advanced during the year	179 (A)	--	--	--	--	--	--	--	--	10
Repaid during the year	-17309	--	--	--	--	--	195	--	73	11
Balance 31st March, 2009	4244	14800	11005	991	50	86410	168095	2240	158	12
Total : Crop Husbandry-										
Balance 1st April,2008	607063	24210	3157496	991	343515	2655497	171421	-6760	14063	13
Advanced during the year	7296	0	0	0	0	29200	300000	0	0	14
Repaid during the year	-11735	0	449	0	0	0	195	0	73	15
Balance 31st March, 2009	626094 0	24210	3157047	991	343515	2684697	471226	-6760	13990	16
Interest received and credited to revenue	92	--	17	--	--	--	--	--	--	17

(A) Minus transaction is due to write off of balances.

No. 7-C-6401 - ACCOUNT of LOANS for CROP HUSBANDRY showing the amounts ADVANCED and REPAID during the year ended 31st March, 2009 and the BALANCES of such LOANS at the commencement and at the end of the year 2008-09-Contd.

Item No.	STATE GOVERNMENTS								Total carried over
	Gujarat	Haryana	Himachal Pradesh	Jammu and Kashmir	Jharkhand	Karnataka	Kerala	Madhya Pradesh	
1	--	--	--	--	--	11143	5824	1178	67778
2	--	--	--	--	--	--	--	--	0
3	--	--	--	--	--	--	--	--	0
4	0	0	0	0	0	11143	5824	1178	67778
5	936	--	153	--	--	--	--	2358	4687
6	--	--	--	--	--	--	--	--	0
7	--	--	--	--	--	--	--	--	0
8	936	0	153	0	0	0	0	2358	4687
9	81415	11792	67113	87763	-167	77960	24800	766097	1387546
10	--	--	--	--	--	--	2052	311	2542
11	2	--	123	93	--	--	--	1243	-15580
12	81413	11792	66990	87670	(A) -167	77960	26852	765165	1405668
13	465136	11815	351901	196302	-255	501652	278783	801374	9574204
14	0	0	15600	0	0	0	11052	311	363459
15	401	0	190	150	15	0	0	1243	-9019
16	464735	11815	367311	196152	-270	501652	289835	(B) 800442	9946682
17	--	1080	247	--	--	--	--	5506	6850

(A) Minus balance is due to non-allocation of balances as on 14.11.2000 between Bihar and Jharkhand.

(B) An amount of Rs. 296561 thousands represents balances of composite State of Madhya Pradesh yet to be allocated between Madhya Pradesh and Chhattisgarh.

No. 7-C-6401 -ACCOUNT of LOANS for CROP HUSBANDRY showing the amounts ADVANCED and REPAYED during the year ended 31st March, 2009 and the BALANCES of such LOANS at the commencement and at the end of the year 2008-09-Contd.

(In thousands of rupees)

	Total brought forward	STATE GOVERNMENTS						Item No.
		Maharashtra	Manipur	Meghalaya	Mizoram	Nagaland	Orissa	
195-Loans to Farming Co-operatives-								
Balance 1st April,2008	67778	--	531	--	--	--	--	1
Advanced during the year	0	--	--	--	--	--	--	2
Repaid during the year	0	--	--	--	--	--	--	3
Balance 31st March, 2009	67778	0	531	0	0	0	0	4
796-Tribal Areas Sub-Plan-								
Balance 1st April,2008	4687	17	--	--	--	--	1920	5
Advanced during the year	0	--	--	--	--	--	--	6
Repaid during the year	0	--	--	--	--	--	--	7
Balance 31st March, 2009	4687	17	0	0	0	0	1920	8
800-Other Loans-								
Balance 1st April,2008	1387546	92201	10990	1947	--	2542	19572	9
Advanced during the year	2542	--	--	--	--	--	--	10
Repaid during the year	-15580	99	--	--	--	--	--	11
Balance 31st March, 2009	1405668	92102	10990	1947	0	2542	19572	12
Total : Crop Husbandry-								
Balance 1st April,2008	9574204	1042757	12579	35370	0	2895	466818	13
Advanced during the year	363459	21000	0	0	0	0	0	14
Repaid during the year	-9019	138	0	0	0	0	0	15
Balance 31st March, 2009	9946682	1063619	12579	35370	0	2895	466818	16
Interest received and credited to revenue	6850	3248	--	--	--	--	--	17

No. 7-C-6401 - ACCOUNT of LOANS for CROP HUSBANDRY showing the amounts ADVANCED and REPAYED during the year ended 31st March, 2009 and the BALANCES of such LOANS at the commencement and at the end of the year 2008-09-Concid.

Item No.	STATE GOVERNMENTS								Total
	Punjab	Rajasthan	Sikkim	Tamil Nadu	Tripura	Uttar Pradesh	Uttarakhand	West Bengal	
1.	—	1667	—	345393	—	3527051	—	—	3942420
2.	—	—	—	400000	—	—	—	—	400000
3.	—	—	—	233	—	520	—	—	753
4.	0	1667	0	745160	0	3526531	0	0	4341667
5.	—	—	—	—	—	—	—	—	6624
6.	—	—	—	—	—	—	—	—	0
7.	—	—	—	—	—	—	—	—	0
8.	0	0	0	0	0	0	0	0	6624
9.	1391846	401671	1600	74453	61	-34	-23	424803	3809175
10.	—	550000	—	—	—	—	—	—	552542
11.	—	28	—	24646	—	(A) -70	—	—	9123
12.	1391846	951643	1600	49807	61	36	-23	424803	4352594
13.	1409845	590819	1600	927245	2830	3684841	2110762	1691683	21554248
14.	0	551500	0	400000	0	0	564170	-15000	1885129
15.	1	257	0	27713	0	1399	0	0	20489
16.	1409844	1142062	1600	1299532	2830	(B) 3683442	2674932	1676683	23418888
17.	17	10642	—	—	—	—	—	471	21228

(A) Minus figure is due to rectification of erroneous booking of earlier years.

(B) Includes Rs.3701770 thousands yet to be apportioned between Uttar Pradesh and Uttarakhand.

No. 8-A-2402-ACCOUNT of EXPENDITURE on SOIL AND WATER CONSERVATION for the year ended 31st March,2009

	(In thousands of rupees)								Item No.
	Union Government	U.T. Govt. Puducherry	STATE GOVERNMENTS						
			Andhra Pradesh	Arunachal Pradesh	Assam	Bihar	Chhattisgarh	NCT Delhi	
001-Direction and Administration	25995	9583	--	160311	181888	7793	--	--	1
101-Soil Survey and Testing	130871	--	48045	3730	2249	7074	10795	--	2
102-Soil Conservation	29487	2818	134122	--	71129	142016	93811	1992	3
103-Land Reclamation and Development	11413	--	--	193027	41055	--	--	--	4
109-Extension and Training	4000	--	--	2414	--	--	--	--	5
196-Assistance to Zila Parishads/ District Level Panchayats	23500	--	--	--	--	--	--	--	6
197-Assistance to Taluk Panchayats	--	--	--	--	--	--	--	--	7
198-Assistance to Gram Panchayats	5724	--	--	--	--	--	--	--	8
789-Special Component Plan for Scheduled Castes	--	--	9578	--	--	--	425	--	9
796-Tribal Area Sub-Plan	--	--	19190	--	1900	--	2014	--	10
799-Suspense	--	--	--	--	--	--	--	--	11
800-Other Expenditure	277	--	--	31482	10849	--	--	--	12
911-Deduct-Recoveries of Overpayments	--	-4	--	--	--	-4	--	--	13
Total: Expenditure on Soil and Water Conservation	231267	12397	210935	390964	309070	156879	107045	1992	14
Charged	--	--	--	--	--	--	--	--	15
Voted	231267	12397	210935	390964	309070	156879	107045	1992	16

No. 8-A-2402-ACCOUNT of EXPENDITURE on SOIL AND WATER CONSERVATION for the year ended 31st March,2009-Contd.

	(In thousands of rupees)								Item No.
	Total brought forward	STATE GOVERNMENTS							
		Madhya Pradesh	Maharashtra	Manipur	Meghalaya	Mizoram	Nagaland	Orissa	
001-Direction and Administration	632706	172	93234	43786	184361	81915	56644	274188	1
101-Soil Survey and Testing	380519	36292	86999	16810	4466	--	15686	41702	2
102-Soil Conservation	4735769	353229	128243	180739	44286	12332	135389	152357	3
103-Land Reclamation and Development	247780	--	--	--	--	5100	129530	26521	4
109-Extension and Training	28592	1884	--	--	15306	--	--	3175	5
196-Assistance to Zila Parishads/ District Level Panchayats	528284	--	--	--	--	--	--	--	6
197-Assistance to Taluk Panchayats	2956	--	--	--	--	--	--	--	7
198-Assistance to Gram Panchayats	473061	--	--	--	--	--	--	--	8
789-Special Component Plan for Scheduled Castes	26130	--	--	--	--	--	--	70585	9
796-Tribal Area Sub-plan	595274	15285	--	--	--	--	--	211172	10
799-Suspense	0	--	212	--	--	--	--	--	11
800-Other Expenditure	374294	--	--	--	249534	3828	--	86600	12
911-Deduct-Recoveries of Overpayments	-208	--	-1	--	--	--	--	-27	13
Total: Expenditure on Soil and Water Conservation	8025157	406862	308687	241335	497953	103175	337249	866273	14
Charged	--	--	--	--	--	--	--	--	15
Voted	8025157	406862	308687	241335	497953	103175	337249	866273	16

(A) Rs.13,86,87 thousands booked under Major Head 2402-102 recouped from Calamity Relief Fund.

(B) Excludes Rs.108000 thousands met out of advance from the Contingency Fund during the year but not recouped to the Fund till the close of the year.

COMBINED FINANCE AND REVENUE ACCOUNTS OF THE UNION AND STATE GOVERNMENTS IN INDIA FOR THE YEAR 2008-09

No. 8-A-2402-ACCOUNT of EXPENDITURE on SOIL AND WATER CONSERVATION for the year ended 31st March, 2009-Contd.

Item No.	STATE GOVERNMENTS								Total carried over
	Goa	Gujarat	Haryana	Himachal Pradesh	Jammu and Kashmir	Jharkhand	Karnataka	Kerala	
1	4795	-	81368	-	124520	3606	-	32847	632706
2	-	8233	12075	8424	39064	49854	10751	49354	380519
3	8271	2661740	246480	374892	174730	86556	451054	256671	4735769
4	-	-	-	-	2285	-	-	-	247780
5	-	-	-	1560	-	-	15730	4888	28592
6	-	-	-	-	-	-	503643	1141	528284
7	-	-	-	-	-	-	2956	-	2956
8	-	-	-	-	-	-	467337	-	473061
9	-	-	-	16127	-	-	-	-	26130
10	-	520800	-	46685	-	4685	-	-	595274
11	-	-	-	-	-	-	-	-	0
12	-	2684	641	35061	691	-	292609	-	374294
13	-102	-	-	-	-	-	-	-98	-208
14	12964	3193457	340564	482749	341290	144701	1744080	344803	8025157
15	-	-	-	-	-	-	58	-	58
16	12964	3193457	340564	482749	341290	144701	1744022	344803	8025099

No. 8-A-2402-ACCOUNT of EXPENDITURE on SOIL AND WATER CONSERVATION for the year ended 31st March, 2009-Concd.

Item No.	STATE GOVERNMENTS								Total
	Punjab	Rajasthan	Sikkim	Tamil Nadu	Tripura	Uttar Pradesh	Uttarakhand	West Bengal	
1	329005	49079	40423	-	59263	23274	-	452	1868502
2	-	-	-	113043	-	922391	20839	18975	1657722
3	62156	114373	3097	371476	23601	3747528	17198	212899	10294672
4	-	-	-	118779	-	1811045	-	-	2338755
5	-	-	-	-	-	-	-	3285	52242
6	-	243994	70	-	-	-	-	-	772348
7	-	-	-	-	-	-	-	-	2956
8	-	-	162	-	-	-	-	-	473223
9	-	-	1369	-	-	-	-	5091	103175
10	-	20596	1000	-	-	20482	6000	250	870059
11	-	-	-	-	-	-	-	-	212
12	-	-	1487	-	-	-	-	-	715743
13	-	-	-40	-9	-	-	-	-	-285
14	391161	428042	47568	603289	82864	6524720	44037	240952	19149324
15	-	117	-	-	-	-	-	-	117
16	391161	427925	47568	603289	82864	6524720	44037	240952	19149207

Economic Services

No. 8-B-4402-ACCOUNT of CAPITAL OUTLAY on SOIL AND WATER CONSERVATION during and to the end of the year 2008-09

	(In thousands of rupees)	
	Expenditure	
	During the year	To end of the year
UNION GOVERNMENT		
102-Soil Conservation	18572	140499
800-Other Expenditure	11513	70451
Total: Union Government	30085	210950
UNION TERRITORY GOVERNMENT		
PUDUCHERRY		
102-Soil Conservation	—	2127
Total: Government of Puducherry	0	2127
STATE GOVERNMENTS		
ANDHRA PRADESH		
102-Soil Conservation	—	133
Total: Government of Andhra Pradesh	0	133
ARUNACHAL PRADESH		
102-Soil Conservation	—	20165
800-Other Expenditure	56000	247055
Total: Government of Arunachal Pradesh	56000	267220
ASSAM		
190-Investments in Public Sector and other undertakings	—	39071
Total: Government of Assam	0	39071
BIHAR		
102-Soil Conservation	—	5662
796-Tribal Area Sub-Plan	—	1516
800-Other Expenditure	—	35805
Total: Government of Bihar	0	42983
CHHATTISGARH		
102-Soil Conservation	—	481
789-Special Component Plan for Scheduled Castes	29955	175154
796-Tribal Area Sub-Plan	72338	330073
800-Other Expenditure	143944	632613
Total: Government of Chhattisgarh	246237	1138321
NCT DELHI		
101- Soil Survey and Testing	—	412
102-Soil conservation	—	3486
Total: Government of NCT Delhi	0	3898
GOA		
102-Soil Conservation	4332	127743
800-Other Expenditure	—	—
Total: Government of Goa	4332	127743

No. 8-B-4402-ACCOUNT of CAPITAL OUTLAY on SOIL AND WATER CONSERVATION during and to the end of the year 2008-09-Contd.

	(In thousands of rupees)	
	Expenditure	
	During the year	To end of the year
GUJARAT		
001-Direction and Administration	8113	8113
101-Soil Survey and Training	—	673
102-Soil Conservation	4410	672285
203-Land Reclamation and Development	—	278
796-Tribal Area Sub-Plan	10	15851
800-Other Expenditure	—	133819
Total: Government of Gujarat	12533	831019
HARYANA		
203-Land Reclamation and Development	—	13664
Total: Government of Haryana	0	13664
HIMACHAL PRADESH		
102-Soil Conservation	150000	833569
789-Special Component Plan for Scheduled Castes	30000	39468
800-Other Expenditure	6628	6612
Total: Government of Himachal Pradesh	186628	879649
JAMMU AND KASHMIR		
001-Direction and Administration	—	324643
101-Soil Survey and Testing	—	134
102-Soil Conservation	57800	854806
800-Other Expenditure	11219	1760397
Total: Government of Jammu and Kashmir	69019	2939980
KARNATAKA		
800-Other Expenditure	—	278166
Total: Government of Karnataka	0	278166
KERALA		
101-Soil and Testing	—	10053
203-Land Reclamation and Development	8127	216868
800-Other Expenditure	126636	648047
Total: Government of Kerala	134763	874968
MADHYA PRADESH		
102-Soil Conservation	—	325635
203-Land Reclamation and Development	—	21888
789-Special Component Plan for Scheduled Castes	—	243250
796-Tribal Area Sub-Plan	—	575541
800-Other Expenditure	—	1056823
Total: Government of Madhya Pradesh	0	(A) 2223137

(A) Includes Rs. 1182436 thousands yet to be apportioned between Madhya Pradesh and Chhattisgarh.

No. 8-B-4402-ACCOUNT of CAPITAL OUTLAY on SOIL AND WATER CONSERVATION during and to the end of the year 2008-09-Contd.

	(In thousands of rupees)	
	Expenditure	
	During the year	To end of the year
MAHARASHTRA		
101-Soil Survey and Testing	99651	2051752
102-Soil Conservation	5483156	28953214
203-Land Reclamation and Development	—	526
796-Tribal Area Sub Plan	175166	2434258
800-Other Expenditure	—	3300
901-Deduct-Receipts and Recoveries on Capital Account	-21883	-224572
Total: Government of Maharashtra	5736090	33218478
MANIPUR		
102-Soil Conservation	—	15476
800-Other Expenditure	225000	393625
Total: Government of Manipur	225000	409101
MIZORAM		
203-Land Reclamation and Development	45276	191798
800-Other Expenses	3436	11233
Total : Government of Mizoram	48712	203031
NAGALAND		
800-Other Expenditure	2000	17945
Total: Government of Nagaland	2000	17945
ORISSA		
190-Investments in Public Sector and Other Undertakings	—	36268
796-Tribal Area Sub-Plan	—	4241
800-Other Expenditure	—	(A) -40
Total: Government of Orissa	0	40469
PUNJAB		
102-Soil Conservation	53666	307146
203-Land Reclamation and Development	—	8033
800-Other Expenditure	11	5112
Total: Government of Punjab	53677	320291
RAJASTHAN		
102-Soil Conservation	262059	2464034
796-Tribal Area Sub-Plan	74747	135012
Total Government of Rajasthan	336806	2599046
TAMIL NADU		
102-Soil Conservation	644300	1737214
796-Tribal Area Sub Plan	14199	51077
800-Other Expenditure	—	73130
901-Deduct-Receipts and Recoveries on Capital Account	-305	-305
Total: Government of Tamil Nadu	658194	1861116

(A) Minus balance is under investigation.

No. 8-B-4402-ACCOUNT of CAPITAL OUTLAY on SOIL AND WATER CONSERVATION during and to the end of the year 2008-09-Concl'd.

	(In thousands of rupees)	
	Expenditure	
	During the year	To end of the year
TRIPURA		
800-Other Expenditure	40927	266544
Total: Government of Tripura	40927	266544
UTTAR PRADESH		
101-Soil Survey and Testing	-	-1287
102-Soil Conservation	31458	153544
800-Other Expenditure	-	-75275
Total: Government of Uttar Pradesh	31458	76982
UTTARAKHAND		
101-Soil Survey and Testing	-	-
102-Soil Conservation	-	-
800-Other Expenditure	-	-
Total: Government of Uttarakhand	0	0
WEST BENGAL		
101-Soil Survey and Testing	-	1974
800-Other Expenditure	-	4591
Total: Government of West Bengal	0	6565
Total: Capital Outlay on Soil and Water Conservation	7872461	48888685

Economic Services

No. 8-C-6402-ACCOUNT of LOANS for SOIL AND WATER CONSERVATION showing the amounts ADVANCED and REPAID during the year ended 31st March, 2009 and the BALANCES of such LOANS at the commencement and at the end of the year 2008-09

	Union Government	U.T. Govt. Puducherry	STATE GOVERNMENTS							Item No.
			Andhra Pradesh	Arunachal Pradesh	Assam	Bihar	Chhattisgarh	NCT Delhi	Goa	
(In thousands of rupees)										
101-Soil Survey and Testing-										
Balance 1st April, 2008	--	--	--	--	--	--	0	--	--	1
Advanced during the year	--	--	--	--	--	--	--	--	--	2
Repaid during the year	--	--	--	--	--	--	--	--	--	3
Balance 31st March, 2009	0	0	0	0	0	0	0	0	0	4
102-Soil Conservation-										
Balance 1st April, 2008	-7162	--	24626	--	--	13718	13610	--	--	5
Advanced during the year	--	--	--	--	--	--	--	--	--	6
Repaid during the year	80 (A)	--	--	--	--	--	--	--	--	7
Balance 31st March, 2009	-7242	0	24626	0	0	13718	13610	0	0	8
203-Land Reclamations and Development-										
Balance 1st April, 2008	-592	--	-5302	--	--	--	--	--	--	9
Advanced during the year	--	--	--	--	--	--	--	--	--	10
Repaid during the year	--	--	--	--	--	--	--	--	--	11
Balance 31st March, 2009	-592 (A)	0	-5302 (A)	0	0	0	0	0	0	12
204-Water Conservation										
Balance 1st April, 2008	960000	--	--	--	--	--	--	--	--	13
Advanced during the year	--	--	--	--	--	--	--	--	--	14
Repaid during the year	--	--	--	--	--	--	--	--	--	15
Balance 31st March, 2009	960000	0	0	0	0	0	0	0	0	16
796-Tribal Area Sub-plan-										
Balance 1st April, 2008	--	--	--	--	--	11776	34658	--	--	17
Advanced during the year	--	--	--	--	--	--	--	--	--	18
Repaid during the year	--	--	--	--	--	--	--	--	--	19
Balance 31st March, 2009	0	0	0	0	0	11776	34658	0	0	20
800-Other Loans-										
Balance 1st April, 2008	58124	--	--	112	11989	--	32606	--	470	21
Advanced during the year	--	--	--	--	--	--	--	--	--	22
Repaid during the year	1207	--	--	--	--	--	43	--	--	23
Balance 31st March, 2009	56917	0	0	112	11989	0	32563	0	470	24
902-Deduct Recoveries met from the Social and Infrastructural Development fund										
Balance 1st April, 2008	-960000	--	--	--	--	--	--	--	--	25
Advanced during the year	--	--	--	--	--	--	--	--	--	26
Repaid during the year	--	--	--	--	--	--	--	--	--	27
Balance 31st March, 2009	-960000	0	0	0	0	0	0	0	0	28
Total : Loans for Soil and Water Conservation										
Balance 1st April, 2008	50370	0	19324	112	11989	25494	80874	0	470	29
Advanced during the year	0	0	0	0	0	0	0	0	0	30
Repaid during the year	1287	0	0	0	0	0	43	0	0	31
Balance 31st March, 2009	49083	0	19324	112	11989	25494	80831	0	470	32
Interest received and credited to revenue	1924	--	--	--	--	--	--	--	--	33

(A) Adverse balances are under investigation.

No. 8-C-6402-ACCOUNT of LOANS for SOIL AND WATER CONSERVATION showing the amounts ADVANCED and REPAID during the year ended 31st March, 2009 and the BALANCES of such loans at the commencement and at the end of the year 2008-09-Contd.

Item No.	STATE GOVERNMENTS								Total carried over
	Gujarat	Haryana	Himachal Pradesh	Jammu and Kashmir	Jharkhand	Karnataka	Kerala	Madhya Pradesh	
1									0
2									0
3									0
4	0	0	0	0	0	0	0	0	0
5	290912		5557	512		1070561	20101	29371	1461806
6									0
7	5		495			327			907
8	290907	0	5062	512	0	1070234	20101	29371	1460899
9	21306					13022			28434
10									0
11									0
12	21306	0	0	0	0	13022	0	0	28434
13									960000
14									0
15									0
16	0	0	0	0	0	0	0	0	960000
17	62878		7191					95535	212038
18									0
19			6						6
20	62878	0	7185	0	0	0	0	95535	212032
21							2381	88001	193683
22									0
23								624	1874
24	0	0	0	0	0	0	2381	87377	191809
25									-960000
26									0
27									0
28	0	0	0	0	0	0	0	0	-960000
29	375096	0	12748	512	0	1083583	22482	212907	1895961
30	0	0	0	0	0	0	0	0	0
31	5	0	501	0	0	327	0	624	2787
32	375091	0	12247	512	0	1083256	22482	212283	1893174
33			963						2887

Loans and Advances

No. 8-C-6402-ACCOUNT of LOANS for SOIL AND WATER CONSERVATION showing the amounts ADVANCED and REPAID during the year ended 31st March, 2009 and the BALANCES of such LOANS at the commencement and at the end of the year 2008-09-Contd.

	Total brought forward	STATE GOVERNMENTS						Item No.
		Maharashtra	Manipur	Meghalaya	Mizoram	Nagaland	Orissa	
101-Soil Survey and Testing-								
Balance 1st April, 2008	0	--	--	--	--	--	--	1
Advanced during the year	0	--	--	--	--	--	--	2
Repaid during the year	0	--	--	--	--	--	--	3
Balance 31st March,2009	0	0	0	0	0	0	0	4
102-Soil Conservation-								
Balance 1st April, 2008	1461806	244079	--	--	--	--	--	5
Advanced during the year	0	--	--	--	--	--	--	6
Repaid during the year	907	14620	--	--	--	--	--	7
Balance 31st March,2009	1460899	229459	0	0	0	0	0	8
203-Land Reclamations and Development-								
Balance 1st April, 2008	28434	--	--	--	--	--	--	9
Advanced during the year	0	--	--	--	--	--	--	10
Repaid during the year	0	--	--	--	--	--	--	11
Balance 31st March,2009	28434	0	0	0	0	0	0	12
204-Water Conservation								
Balance 1st April, 2008	960000	--	--	--	--	--	--	13
Advanced during the year	0	--	--	--	--	--	--	14
Repaid during the year	0	--	--	--	--	--	--	15
Balance 31st March,2009	960000	0	0	0	0	0	0	16
796-Tribal Area Sub-plan-								
Balance 1st April, 2008	212038	--	--	--	--	--	--	17
Advanced during the year	0	--	--	--	--	--	--	18
Repaid during the year	6	--	--	--	--	--	--	19
Balance 31st March,2009	212032	0	0	0	0	0	0	20
800-Other Loans-								
Balance 1st April, 2008	193683	--	--	--	--	--	--	21
Advanced during the year	0	--	--	--	--	--	--	22
Repaid during the year	1874	--	--	--	--	--	--	23
Balance 31st March,2009	191809	0	0	0	0	0	0	24
902-Deduct Recoveries met from the Social and infrastructural Development fund								
Balance 1st April, 2008	-960000	--	--	--	--	--	--	25
Advanced during the year	0	--	--	--	--	--	--	26
Repaid during the year	0	--	--	--	--	--	--	27
Balance 31st March,2009	-960000	0	0	0	0	0	0	28
Total : Loans for Soil and Water Conservation								
Balance 1st April, 2008	1895961	244079	0	0	0	0	0	29
Advanced during the year	0	0	0	0	0	0	0	30
Repaid during the year	2787	14620	0	0	0	0	0	31
Balance 31st March,2009	1893174	229459	0	0	0	0	0	32
Interest received and credited to revenue	2887	6	--	--	--	--	--	33

No. 8-C-6402-ACCOUNT of LOANS for SOIL AND WATER CONSERVATION showing the amounts ADVANCED and REPAID during the year ended 31st March, 2009 and the BALANCES of such loans at the commencement and at the end of the year 2008-09-Concl'd.

Item No.	STATE GOVERNMENTS								Total
	Punjab	Rajasthan	Sikkim	Tamil Nadu	Tripura	Uttar Pradesh	Uttarakhand	West Bengal	
1									0
2									0
3									0
4	0	0	0	0	0	0	0	0	0
5	73426	3955		576603		40942	-52		2400759
6	62413								62413
7	2707	12		13363					31609
8	133132	3943	0	563240	0	40942	-52	0	2431563
9									28434
10									0
11									0
12	0	0	0	0	0	0	0	0	28434
13									0
14									0
15									0
16	0	0	0	0	0	0	0	0	960000
17									212038
18									0
19									6
20	0	0	0	0	0	0	0	0	212032
21	2674831			25836					2894350
22									0
23	145			38					2057
24	2674686	0	0	25798	0	0	0	0	2892293
25									-960000
26									0
27									0
28	0	0	0	0	0	0	0	0	-960000
29	2748257	3955	0	602439	0	40942	(A)	0	5535581
30	62413	0	0	0	0	0	0	0	62413
31	2852	12	0	13401	0	0	0	0	33672
32	2807818	3943	0	589038	0	40942	-52	0	5564322
33	1011								3904

(A) Minus balance is due to non-apportionment of unallocated balances.

Loans and Advances.

No.9-0403-ACCOUNT of RECEIPTS from ANIMAL HUSBANDRY for the year ended 31st March, 2009

	Union Government	U.T. Govt. Puducherry	STATE GOVERNMENTS							Item No.
			Andhra Pradesh	Arunachal Pradesh	Assam	Bihar	Chhattisgarh	NCT Delhi	Goa	
102-Receipts from Cattle and Buffalo development	27391	3	—	233	936	850	4971	—	2734	1
103-Receipts from Poultry development	38587	7	640	121	224	182	9182	—	2215	2
104-Receipts from Sheep and Wool development	3865	—	643	—	—	17	39	—	—	3
105-Receipts from Piggery development	—	—	1557	87	405	—	2238	—	135	4
106-Receipts from Fodder and Feed development	5861	—	—	1	11	32	—	—	—	5
107-Receipts from Poultry Development	—	—	—	—	—	—	—	—	—	6
108-Receipts from Other Livestock development	—	—	6407	—	755	—	725	—	—	7
110-Grants from Indian Council of Agricultural Research	—	—	—	—	—	—	—	—	—	8
501-Services and Service Fees	—	—	840	—	28	275	—	2536	1944	9
800-Other Receipts	49995	420	18866	2811	2758	634	10385	1070	2640	10
900-Deduct - Refunds	—	—	—	—	—	—	—	—	—	11
Total: Receipts from Animal Husbandry	125699	430	28953	3253	5117	1990	27540	3606	9668	12

No.9-0403-ACCOUNT of RECEIPTS from ANIMAL HUSBANDARY for the year ended 31st March, 2009-Contd.

Item No.	STATE GOVERNMENTS								Total carried over
	Gujarat	Haryana	Himachal Pradesh	Jammu and Kashmir	Jharkhand	Karnataka	Kerala	Madhya Pradesh	
1	23962	389	483	25293	279	4627	6924	6577	105652
2	5642	325	195	708	23	2552	9274	6330	76207
3	597	3	882	20784	-	35	-	170	27035
4	-	859	-	-	7125	332	1515	227	14480
5	1108	-	43	-	-	-	-	-	7056
6	-	-	-	-	-	-	-	-	0
7	979	-	148	-	-	3714	104	196	13028
8	1	-	-	-	-	-	-	-	1
9	11423	212	665	-	-	16951	2737	663	38274
10	31504	23804	2695	238	13	12972	9069	16764	186638
11	-1	-	-	-	-	-774	-	-96	-871
12	75215	25592	5111	47023	7440	40409	29623	30831	467500

Economic Services

No.9-0403-ACCOUNT of RECEIPTS from ANIMAL HUSBANDRY for the year ended 31st March, 2009-Contd.

(In thousands of rupees)

	Total brought forward	STATE GOVERNMENTS						Item No.
		Maharashtra	Manipur	Meghalaya	Mizoram	Nagaland	Orissa	
102-Receipts from Cattle and Buffalo development	105652	16519	332	3532	156	5	7731	1
103-Receipt from Poultry development	76207	7613	—	2390	1131	135	909	2
104-Receipts from Sheep and Wool development	27035	11423	—	259	—	—	42	3
105-Receipts from Piggery development	14480	369	310	1741	1956	29	—	4
106-Receipts from Fodder and Feed development	7056	450	—	104	315	—	850	5
107-Receipts from Poultry Development	0	—	—	—	—	—	—	6
108-Receipts from Other Livestock development	13028	144	—	527	4	—	86	7
110-Grants from Indian Council of Agricultural Research	1	7907	—	—	—	—	—	8
501-Services and Service Fees	38274	64241	115	—	955	8	2	9
800-Other Receipts	186638	42217	—	5186	1210	4075	458	10
900-Deduct - Refunds	-871	—	—	—	—	—	—	11
Total: Receipts from Animal Husbandry	467500	150883	757	13739	5727	4252	10078	12

No.9-0403-ACCOUNT of RECEIPTS from ANIMAL HUSBANDARY for the year ended 31st March, 2009-Conclid.

Item No.	STATE GOVERNMENTS								(In thousands of rupees)
	Punjab	Rajasthan	Sikkim	Tamil Nadu	Tripura	Uttar Pradesh	Uttarakhand	West Bengal	Total
1	20242	72803	351	12264	27	-	-	5102	244716
2	1049	210	1	778	9079	116637	-	6248	222387
3	503	1790	4	945	-	835	-	305	43141
4	1084	185	560	1223	5356	1264	-	1728	30285
5	1005	156	-	951	6	2553	-	11	13457
6	-	-	-	-	-	-	-	-	0
7	270	135	-	-	-	1856	-	36	16086
8	-	-	-	650	-	-	-	2247	10805
9	22587	9348	-	-	-	10702	-	14795	161027
10	13333	-	2083	64023	1097	32811	15099	25050	393280
11	-	-	-	-	-	-27	-	-	-898
12	60073	84627	2999	80834	15565	166631	15099	55522	1134286

Economic Services

No. 9-A-2403-ACCOUNT of EXPENDITURE on ANIMAL HUSBANDRY for the year ended 31st March, 2009

(In thousands of rupees)

	Union Government	U.T. Govt. Puducherry	STATE GOVERNMENTS							Item No.
			Andhra Pradesh	Arunachal Pradesh	Assam	Bihar	Chhattisgarh	NCT Delhi	Goa	
001-Direction and Administration	28116	14907	2316546	50499	174167	104376	71208	24394	16066	1.
003-Training	-	-	141	-	-	-	-	-	-	2
101-Veterinary Services and Animal Health	572022	132295	265980	129551	397039	1366940	429719	63125	30495	3
102-Cattle and Buffalo Development	2384003	56264	7955	62114	236420	229556	173255	-	44605	4
103-Poultry Development	224207	8578	3525	9769	87405	28429	55985	5912	5591	5
104-Sheep and Wool Development	72671	-	48511	6673	3445	-	4006	-	-	6
105-Piggery Development	-	254	1129	7588	11167	-	7769	-	3104	7
106-Other Live Stock Development	1493	164	-	11834	743	34458	1634	-	-	8
107-Fodder and Feed Development	286807	-	23730	13178	39943	4444	-	-	6230	9
108-Insurance of Live Stock and Poultry	-	-	22872	-	-	-	139412	-	-	10
109-Extension and Training	917	-	-	7529	27374	1867	55655	-	6119	11
111-Meat Processing	-	-	-	-	-	-	-	-	13200	12
113-Administrative Investigation and Statistics	8144	5044	63644	-	8155	33993	35361	484	4022	13
190-Assistance to Public Sector and Other undertakings	-	-	-	-	-	-	-	-	-	14
195-Assistance to Animal Husbandry Cooperatives	-	-	5747	-	-	-	-	-	-	15
196-Assistance to Zila Panchayats	2000	-	-	-	-	-	-	-	-	16
197-Assistance to Block Panchayats/ Intermediate level Panchayats	-	-	-	-	-	-	-	-	-	17
198-Assistance to Gram Panchayats	5194	-	-	-	-	-	-	-	-	18
789-Special Component Plan for Scheduled Castes	-	32429	189503	-	-	-	31107	-	1156	19
796-Tribal Area Sub-plan	6254	-	89361	-	13234	-	255397	-	6003	20
798-International Co-operation	6852	-	-	-	-	-	-	-	-	21
800-Other Expenditure	4500	2629	388264	26826	80866	-	35547	-	2356	22
911-Deduct-Recoveries of Overpayments	-39	-2	-	-	-	-	-127	-	-4321	23
Total: Expenditure on Animal Husbandry	3603141	252562	3426908	325561	1079958	1803936	1296055	93915	134626	24
Charged	4225	-	-	-	-	-	295	-	-	25
Voted	3598916	252562	3426908	325561	1079958	1803936	1295820	93915	134626	26

No. 9-A-2403-ACCOUNT of EXPENDITURE on ANIMAL HUSBANDRY for the year ended 31st March, 2009-Contd.

(In thousands of rupees)

Item No.	STATE GOVERNMENTS								Total carried over
	Gujarat	Haryana	Himachal Pradesh	Jammu and Kashmir	Jharkhand	Karnataka	Kerala	Madhya Pradesh	
1	.59807	29956	55954	750566	58183	132502	81996	193869	4163112
2	-	-	-	-	-	-	-	-	141
3	561197	1407306	769250	261921	286119	163009	934016	1152478	8922462
4	412853	716873	60184	253836	105217	26255	425687	721543	5916622
5	58007 (A)	16952	16712	96367	20145	50774	74371	53441	816170
6	91767	24825	22264	528812	14018	26184	9965	19604	872745
7	- (B)	6521	-	-	20522	4720	13139	-	75913
8	13156	2637	2449	-	-	-	-	-	68568
9	26532	31880	1439	18920	5667	866	2725	11000	473361
10	-	-	-	-	-	-	-	-	162284
11	102	573	1000	4351	5293	13937	25613	82911	233241
12	-	-	-	-	-	-	-	-	13200
13	21851	19413	7372	-	21159	58590	54166	69363	410761
14	-	-	-	-	-	-	86025	-	86025
15	-	-	-	-	-	2000	-	-	7747
16	-	-	-	-	-	933944	382	-	936326
17	-	-	-	-	-	1216394	-	-	1216394
18	-	-	-	-	-	-	-	-	5194
19	-	91904	25255	-	35060	-	-	95822	502236
20	184592	-	127996	-	131094	-	-	84178	898109
21	-	-	-	-	-	-	-	-	6852
22	1209	98186	12380	27296	-	448731	177051	67509	1373350
23	-387	-	-	-	-	-	-369	-	-5252
24	1430686	2447026	1102255	1942071	702470	3077906	1884767	2551718	27155561
25	-	556	-	-	-	-	-	131	5147
26	1430686	2446470	1102255	1942071	702470	3077906	1884767	2551587	27150414

(A) Excludes Rs.8360 thousands spent out of an advance from the Contingency Fund during 2008-09 but not recouped to the Fund till close of the year.

(B) Includes Rs.3681 thousands spent out of an advance from the Contingency Fund during 2007-08 and recouped to the fund during 2008-09.

No. 9-A-2403-ACCOUNT of EXPENDITURE on ANIMAL HUSBANDRY for the year ended 31st March, 2009-Contd.

	Total brought forward	STATE GOVERNMENTS						Item No.
		Maharashtra	Manipur	Meghalaya	Mizoram	Nagaland	Orissa	
001-Direction and Administration	4163112	492243	78651	56640	50174	138168	93839	1
003-Training	141	-	-	-	-	-	-	2
101-Veterinary Services and Animal Health	8922462	2120481	176530	109317	96837	83422	1014057	3
102-Cattle and Buffalo Development	5916622	389679	69549	54848	18705	31898	316563	4
103-Poultry Development	816170	51159	5034	33968	18546	14134	26688	5
104-Sheep and Wool Development	872745	60931	-	2818	-	919	1817	6
105-Piggery Development	75913	-	911	30119	15880	20489	692	7
106-Other Live Stock Development	68568	-	-	-	488	298	1034	8
107-Fodder and Feed Development	473361	13920	1605	12490	37954	11430	18213	9
108-Insurance of Live Stock and Poultry	162284	-	-	-	-	-	-	10
109-Extension and Training	233241	360110	423	-	7901	-	3256	11
111-Meat Processing	13200	-	-	-	-	-	-	12
113-Administrative Investigation and Statistics	410761	97060	28391	13286	10985	13541	59209	13
190-Assistance to Public Sector and Other undertakings	86025	-	-	-	-	-	-	14
195-Assistance to Animal Husbandry Cooperatives	7747	-	3638	-	-	-	-	15
196-Assistance to Zila Panchayats	936326	-	-	-	-	-	-	16
197-Assistance to Block Panchayats/ Intermediate level Panchayats.	1216394	-	-	-	-	-	-	17
198-Assistance to Gram Panchayats	5194	-	-	-	-	-	-	18
789-Special Component Plan for Scheduled Castes	502236	-	-	-	-	-	59654	19
796-Tribal Area Sub-plan	898109	36142	-	-	-	-	86261	20
798-International Co-operation	6852	-	-	-	-	-	-	21
800-Other Expenditure	1373350	15864	2000	40221	10647	20300	9520	22
911-Deduct-Recoveries of Overpayments	-5252	-942	-	-	-	-	-3134	23
Total: Expenditure on Animal Husbandry	27155561	3636647	366732	353707	268117	334599	1687669	24
Charged	5147	220	-	-	-	-	-	25
Voted	27150414	3636427	366732	353707	268117	334599	1687669	26

No. 9-A-2403-ACCOUNT of EXPENDITURE on ANIMAL HUSBANDRY for the year ended 31st March, 2009-Concl'd.

Item No.	STATE GOVERNMENTS								Total
	Punjab	Rajasthan	Sikkim	Tamil Nadu	Tripura	Uttar Pradesh	Uttarakhand	West Bengal	
1	1370986	201245	30473	254760	161088	2132681	429496	199490	9853046
2	-	-	-	-	-	-	-	-	141
3	160638	1709069	77575	1267130	102263	164389	58579	774691	16837440
4	-	116730	45351	298666	44987	217837	2333	433369	7957137
5	-	5418	17693	25095	33914	63413	-	112286	1223518
6	-	-	1651	30566	4592	5552	3098	4707	989396
7	2239	2209	- 6972	3851	30366	55802	-	10973	256416
8	-	2883	519	707	6275	159583	72859	20854	334068
9	25362	-	13796	6102	14356	31070	68105	88864	816628
10	-	-	-	-	-	-	-	-	162284
11	-	19312	5580	552	1931	26093	-	11032	669411
12	-	-	-	-	-	-	-	-	13200
13	18114	74685	1678	116643	10228	139365	818	9432	1004196
14	-	-	-	-	-	-	-	2500	88525
15	-	-	-	-	-	55679	-	-	67064
16	-	-	1940	-	-	-	-	-	938266
17	-	-	-	-	-	-	-	-	1216394
18	-	-	4529	-	-	-	-	-	9723
19	76	16299	4579	7206	-	-	-	139807	729857
20	-	178988	19775	-	-	600	604	28051	1248530
21	-	-	-	-	-	-	-	-	6852
22	-	-	1545	180	-	83954	-	245525	1803106
23	-	-	-	-22	-	-	-	-12	-9362
24	1577415	2326838	233636	2011436	410000	3136018	635892	2081569	46215836
25	-	25	-	-	-	104	-	-	5496
26	1577415	2326813	233636	2011436	410000	3135914	635892	2081569	46210340

Economic Services

No. 9-B-4403-ACCOUNT of CAPITAL OUTLAY on ANIMAL HUSBANDRY during and to the end of the year 2008-09

	(In thousands of rupees)	
	Expenditure	
	During the year	To end of the year
UNION GOVERNMENT		
101-Veterinary Services and Animal Health	1132	36874
102-Cattle and Buffalo Development	--	303917
103-Poultry Development	586	4105
796-Tribal Area Sub-Plan	--	14389
800-Other Expenditure	40038	280910
901-Deduct-Receipts and Recoveries on Capital Account	--	-2442
Total: Union Government	41756	637753
UNION TERRITORY GOVERNMENT		
PUDUCHERRY		
001-Direction and Administration	--	--
101-Veterinary Services and Animal Health	--	269
103-Poultry Development	--	276
105-Piggery Development	--	27
Total: Government of Puducherry	0	572
STATE GOVERNMENTS		
ANDHRA PRADESH		
101-Veterinary Services and Animal Health	2519	33106
102-Cattle and Buffalo Development	--	26925
103-Poultry Development	--	278165
104-Sheep and Wool Development	--	1529
106-Other Live Stock Development	--	69
107-Fodder and Feed Development	--	1658
190-Investments in Public Sector and other Undertakings	--	53
800-Other Expenditure	63432	63948
Total: Government of Andhra Pradesh	65951	405453
ARUNACHAL PRADESH		
800-Other Expenditure	10451	248129
Total: Government of Arunachal Pradesh	10451	248129
ASSAM		
101-Veterinary Services and Animal Health	--	7547
102-Cattle and Buffalo Development	--	1896
103-Poultry Development	--	603
106-Other Live Stock Development Scheme under RIDF (NABARD)	9842	17684
190-Investments in Public Sector and other Undertakings	--	549
796-Tribal Area Sub-Plan	--	1079
800-Other Expenditure	--	--
Total: Government of Assam	9842	29358

No. 9-B-4403-ACCOUNT of CAPITAL OUTLAY on ANIMAL HUSBANDRY during and to the end of the year 2008-09-Contd.

	(In thousands of rupees)	
	Expenditure	
	During the year	To end of the year
BIHAR		
101-Veterinary Services and Animal Health	--	15240
102-Cattle and Buffalo Development	--	3875
104-Sheep and Wool Development	--	26
106-Other Live Stock Development	--	1318
109-Extension and Training	--	8442
796-Tribal Area Sub-plan	--	19
800-Other Expenditure	--	131
Total: Government of Bihar	0	29051
CHHATTISGARH		
101-Veterinary Services and Animal Health	1677	7389
103-Poultry Development	--	--
796-Tribal Area Sub-plan	--	1678
800-Other Expenditure	--	1025
Total : Government of Chhattisgarh	1677	10092
NCT DELHI		
101-Veterinary Services and Animal Health	6774	121058
102-Cattle and Buffalo Development	--	2247
103-Poultry Development	--	2635
191-Poultry Co-operatives	--	5
800-Other Expenditure	--	33210
Total: Government of NCT Delhi	6774	159155
GOA		
001-Direction and Administration	--	2828
102-Cattle and Buffalo Development	14331	68534
103-Poultry Development	--	7410
109-Extension and Training	--	956
190-Investments in Public Sector and other undertakings	--	2500
800-Other Expenditure	--	3372
Total: Government of Goa	14331	85600
GUJARAT		
101-Veterinary Services and Animal Health	--	41611
102-Cattle and Buffalo Development	--	18160
103-Poultry Development	--	12197
104-Sheep and Wool Development	--	42656
106-Other Live Stock Development	163	6840
107-Fodder and Feed Development	--	673
191-Poultry Co-operatives	--	3600
796-Tribal Area Sub-plan	--	16521
800-Other Expenditure	--	8749
Total: Government of Gujarat	163	151007

No. 9-B-4403-ACCOUNT of CAPITAL OUTLAY on ANIMAL HUSBANDRY during and to the end of the year 2008-09-Contd.

	(In thousands of rupees)	
	Expenditure	
	During the year	To end of the year
HARYANA		
102-Cattle and Buffalo Development	--	7316
195-Poultry Co-operatives	--	88
Total: Government of Haryana	0	7404
JHARKHAND		
102-Cattle and Buffalo Development	--	--
Total: Government of Jharkhand	0	0
HIMACHAL PRADESH		
101-Veterinary Services and Animal Health	54143	257879
102-Cattle and Buffalo Development	--	2146
104-Sheep and Wool Development	--	4669
190-Investments in Public Sector and other Undertakings	--	133
789-Special Component Plan for Scheduled Castes	6903	18845
796-Tribal Area Sub-plan	8160	116840
800-Other Expenditure	--	143
Total: Government of Himachal Pradesh	69206	400655
JAMMU AND KASHMIR		
001-Direction & Administration	30736	72089
101-Veterinary Services and Animal Health	30806	404111
102-Cattle and Buffalo Development	155	32225
103-Poultry Development	460	25939
104-Sheep and Wool Development	27970	270351
106-Other Live-Stock Development	--	1253
109-Extention and Training	--	172
800-Other Expenditure	--	98686
Total: Government of Jammu and Kashmir	90127	904826
KARNATAKA		
101-Veterinary Services and Animal Health	245227	672810
102-Cattle and Buffalo Development	--	11939
103-Poultry Development	--	19054
104-Sheep and Wool Development	--	63715
105-Piggery Development	--	347
190-Investments in Public Sector and Other Undertakings	--	4000
800-Other Expenditure	--	1247
Total: Government of Karnataka	245227	773112
KERALA		
101-Veterinary Services and Animal Health	15362	108557
102-Cattle and Buffalo Development	4037	42205
103-Poultry Development	3463	28498
104-Sheep and Wool Development	--	4083
105-Piggery Development	57	7121
107-Fodder and Feed Development	--	184
109-Extension and Training	7681	26083
190-Investments in Public Sector and Other Undertakings	5615	232804
195-Investment in Co-operatives	--	980
800-Other Expenditure	--	81244
Total: Government of Kerala	36215	531759

No. 9-B-4403-ACCOUNT of CAPITAL OUTLAY on ANIMAL HUSBANDRY during and to the end of the year 2008-09-Contd.

	(In thousands of rupees)	
	Expenditure	
	During the year	To end of the year
MADHYA PRADESH		
101-Veterinary Services and Animal Health	--	144355
102-Cattle and Buffalo Development	--	12279
103-Poultry Development	--	13487
104-Sheep and Wool Development	--	1039
105-Piggery Development	--	48
190-Investments in Public Sector and Other Undertakings	--	9600
796-Tribal Area Sub-Plan	2600	31822
800-Other Expenditure	5990	7476
Total: Government of Madhya Pradesh	8590	220106
MAHARASHTRA		
101-Veterinary Services and Animal Health	12501	137157
102-Cattle and Buffalo Development	--	133949
103-Poultry Development	--	36232
104-Sheep and Wool Development	--	1297
105-Piggery Development	--	11590
111-Meat Processing	--	900
190-Investments in Public Sector and Other Undertakings	3755	98609
195-Assistance to Animal Husbandry Co-operatives	--	222508
796-Tribal Area Sub-plan	--	39361
800-Other Expenditure	--	51600
901-Deduct-Receipts and Recoveries on Capital Account	--	-1244
Total: Government of Maharashtra	16256	731959
MANIPUR		
800-Other Expenditure	27590	127999
Total: Government of Manipur	27590	127999
MEGHALAYA		
800-Other Expenditure	--	2085
Total: Government of Meghalaya	0	2085
MIZORAM		
001-Direction and Administration	--	9777
101-Veterinary Services and Animal Health	--	18880
103-Poultry Development	--	1330
105-Piggery Development	--	22278
106-Other live stock Development	--	240
107- Fodder and Feed Development	--	17703
109-Extension and Training	--	6067
800-Other Expenditure	--	15366
Total: Government of Mizoram	0	91641

(A) Includes Rs. 96943 thousands yet to be apportioned between Madhya Pradesh and Chhattisgarh.

No. 9-B-4403-ACCOUNT of CAPITAL OUTLAY on ANIMAL HUSBANDRY during and to the end of the year 2008-09-Contd.

	(In thousands of rupees)	
	Expenditure	
	During the year	To end of the year
NAGALAND		
001-Direction and Administration	43441	79429
101-Veterinary Services and Animal Health	—	11865
102-Cattle and Buffalo Development	—	69517
103-Poultry Development	—	1232
105-Piggery Development	—	2366
107-Fodder and Feed Development	—	559
109-Extension and training	—	810
800-Other Expenditure	4300	34057
Total: Government of Nagaland	47741	199835
ORISSA		
101-Veterinary Services and Animal Health	—	11427
102-Cattle and Buffalo Development	—	2915
103-Poultry Development	—	708
104-Sheep and Wool Development	—	86
109-Extension and Training	—	880
796-Tribal Area Sub-Plan	—	4130
800-Other Expenditure	—	7053
Total: Government of Orissa	0	27199
PUNJAB		
101-Veterinary Services and Animal Health	88294	134334
102-Cattle and Buffalo Development	—	12752
103-Poultry Development	—	30954
104-Sheep and Wool Development	—	1107
105-Piggery Development	—	1619
106-Other Live Stock Development	—	1860
107-Fodder and Feed Development	2995	8452
109-Extension and Training	—	1008
191-Animal Husbandry Co-operatives	—	198
800-Other Expenditure	—	34355
Total: Government of Punjab	91289	226639
RAJASTHAN		
101-Veterinary Services and Animal Health	5371	59231
102-Cattle and Buffalo Development	—	12593
103-Poultry Development	—	8289
104-Sheep and Wool Development	—	5243
105-Piggery Development	—	651

No. 9-B-4403-ACCOUNT of CAPITAL OUTLAY on ANIMAL HUSBANDRY during and to the end of the year 2008-09-Contd.

	(In thousands of rupees)	
	Expenditure	
	During the year	To end of the year
RAJASTHAN		
106-Other live stock Development	--	1182
107-Fodder and Feed Development	--	2041
109-Extension and Training	--	3528
796-Tribal Area Sub-Plan	--	3220
800-Other Expenditure	--	--
Total: Government of Rajasthan	5371	95978
SIKKIM		
101-Veterinary Services and Animal Health	5475	90783
190-Investments in Public Sector and Other Undertakings	--	5700
800-Other Expenditure	--	3126
Total: Government of Sikkim	5475	99609
TAMIL NADU		
101-Veterinary Services and Animal Health	5235	77508
102-Cattle and Buffalo Development	1568	57490
103-Poultry Development	2785	11042
104-Sheep and Wool Development	--	36846
105-Piggery Development	--	83
106-Other Live Stock Development	16042	528897
107-Fodder and Feed Development	--	193
190-Investments in Public Sector and Other Undertakings	--	17030
800-Other Expenditure	4359	142690
Total: Government of Tamil Nadu	29989	871779
TRIPURA		
101-Veterinary Services and Animal Health	26141	147015
102-Cattle and Buffalo Development	27304	96683
103-Poultry Development	11091	107300
104-Sheep and Wool Development	--	9086
105-Piggery Development	1060	48528
106-Other Live Stock Development	--	1132
107-Fodder and Feed Development	910	5322
109-Extension and Training	2392	31111
799- Suspense	916	1258
800-Other Expenditure	--	2437
Total: Government of Tripura	69814	449872
UTTAR PRADESH		
001-Direction and Administration	--	1261
101-Veterinary Services and Animal Health	350318	2365002
102-Cattle and Buffalo Development	--	112888
103-Poultry Development	23500	147453
104-Sheep and Wool Development	--	17832
105-Piggery Development	--	6158
106-Other Live Stock Development	4712	23312

No. 9-B-4403-ACCOUNT of CAPITAL OUTLAY on ANIMAL HUSBANDRY during and to the end of the year 2008-09-Concl'd.

	(In thousands of rupees)	
	Expenditure	
	During the year	To end of the year
UTTAR PRADESH		
107-Fodder and Feed Development	--	14102
190-Investments in Public Sector and Other Undertakings	--	8445
796-Tribal Area Sub-Plan	--	200
800-Other Expenditure	--	20975
Total: Government of Uttar Pradesh	378530	2717628
UTTARAKHAND		
001-Direction and Administration	--	--
101-Veterinary Services and Animal Health	47787	182017
102-Cattle and Buffalo Development	--	2224
103-Poultry Development	--	5000
104-Sheep and Wool Development	--	--
105-Piggery Development	--	--
106-Other Live Stock Development	--	85824
107-Fodder and Feed Development	--	--
190-Investments in Public Sector and Other Undertakings	--	--
796-Tribal Area Sub-Plan	--	11757
800-Other Expenditure	--	--
Total : Government of Uttarakhand	47787	286822
WEST BENGAL		
101-Veterinary Services and Animal Health	3951	54492
102-Cattle and Buffalo Development	800	143433
103-Poultry Development	1032	73346
104-Sheep and Wool Development	752	4030
105-Piggery Development	--	15
106-Other Livestock Development	--	20399
107-Fodder and Feed Development	1466	49701
109-Extension and Training	124	1026
190-Investments in Public Sector and other Undertakings	--	29980
789-Special Component Plan for Secheduled Castes and Scheduled Tribes	5303	15065
796-Tribal Area Sub-Plan	858	3945
800-Other Expenditure	4235	51586
901-Deduct-Receipts and Recoveries on Capital Account	--	-26775
Total: Government of West Bengal	18521	420243
Total: Capital Outlay on Animal Husbandry	1338673	10943320

(A) Includes Rs. 724680 thousands yet to be apportioned between Uttar Pradesh and Uttarakhand.

Economic Services



No. 9-C-6403-ACCOUNT of LOANS for ANIMAL HUSBANDRY showing the amounts ADVANCED and REPAID during the year ended 31st March, 2009 and the BALANCES of such LOANS at the commencement and at the end of the year 2008-09

(In thousands of rupees)

	Union Government	U.T. Govt. Puduchery	STATE GOVERNMENTS							Item No.
			Andhra Pradesh	Arunachal Pradesh	Assam	Bihar	Chhattisgarh	NCT Delhi	Goa	
102-Cattle and Buffalo Development-										
Balance 1st April, 2008	5797	1249	--	--	--	--	128	--	--	1
Advanced during the year	--	--	--	--	--	--	--	--	--	2
Repaid during the year	--	--	--	--	--	--	1	--	--	3
Balance 31st March, 2009	5797	1249	0	0	0	0	127	0	0	4
103-Poultry Development-										
Balance 1st April, 2008	1512	1	191	--	1302	--	2456	--	1446	5
Advanced during the year	--	--	--	--	--	--	--	--	--	6
Repaid during the year	--	--	--	--	--	--	--	--	--	7
Balance 31st March, 2009	1512	1	191	0	1302	0	2456	0	1446	8
104-Sheep and Wool Development-										
Balance 1st April, 2008	--	--	--	--	--	--	--	--	--	9
Advanced during the year	--	--	--	--	--	--	--	--	--	10
Repaid during the year	--	--	--	--	--	--	--	--	--	11
Balance 31st March, 2009	0	0	0	0	0	0	0	0	0	12
105-Piggery Development-										
Balance 1st April, 2008	--	--	--	--	--	--	--	--	--	13
Advanced during the year	--	--	--	--	--	--	--	--	--	14
Repaid during the year	--	--	--	--	--	--	--	--	--	15
Balance 31st March, 2009	0	0	0	0	0	0	0	0	(A) 4	16
106-Other Live Stock Development-										
Balance 1st April, 2008	--	--	--	--	221	--	--	--	--	17
Advanced during the year	--	--	--	--	--	--	--	--	--	18
Repaid during the year	--	--	--	--	--	--	--	--	--	19
Balance 31st March, 2009	0	0	0	0	221	0	0	0	0	20
107-Fodder and Feed Development-										
Balance 1st April, 2008	--	--	--	--	--	--	--	--	--	21
Advanced during the year	--	--	--	--	--	--	--	--	--	22
Repaid during the year	--	--	--	--	--	--	--	--	--	23
Balance 31st March, 2009	0	0	0	0	0	0	0	0	0	24

(A) Minus balance is due to misclassification of repayments by the department.

No. 9-C-6403-ACCOUNT of LOANS for ANIMAL HUSBANDRY showing the amounts ADVANCED and REPAYED during the year ended 31st March, 2009 and the BALANCES of such LOANS at the commencement and at the end of the year 2008-09-Contd.

Item No.	STATE GOVERNMENTS								Total carried over
	Gujarat	Haryana	Himachal Pradesh	Jammu and Kashmir	Jharkhand	Karnataka	Kerala	Madhya Pradesh	
1	870	740	--	--	--	603	--	355	9742
2	--	--	--	--	--	--	--	--	0
3	--	--	--	--	--	--	--	--	1
4	870	740	0	0	0	603	0	355	9741
5	50	200	16	--	--	486	664	6715	15039
6	--	--	--	--	--	--	--	--	0
7	--	--	--	--	--	--	--	--	0
8	50	200	16	0	0	486	664	6715	15039
9	--	--	--	--	--	300	--	--	300
10	--	--	--	--	--	--	--	--	0
11	--	--	--	--	--	--	--	--	0
12	0	0	0	0	0	300	0	0	300
13	--	--	--	--	--	--	--	--	4
14	--	--	--	--	--	--	--	--	0
15	--	--	--	--	--	--	--	--	0
16	0	0	0	0	0	0	0	0	4
17	--	--	--	--	--	--	--	--	221
18	--	--	--	--	--	--	--	--	0
19	--	--	--	--	--	--	--	--	0
20	0	0	0	0	0	0	0	0	221
21	--	--	--	--	--	--	--	--	0
22	--	--	--	--	--	--	--	--	0
23	--	--	--	--	--	--	--	--	0
24	0	0	0	0	0	0	0	0	0

No. 9-C-6403-ACCOUNT of LOANS for ANIMAL HUSBANDRY showing the amounts ADVANCED and REPAID during the year ended 31st March, 2009 and the BALANCES of such LOANS at the commencement and at the end of the year 2008-09-Contd.

Item No.	STATE GOVERNMENTS								Total
	Punjab	Rajasthan	Sikkim	Tamil Nadu	Tripura	Uttar Pradesh	Uttarakhand	West Bengal	
1		767		-2		9694		322	21350
2									9000
3									17
4	0	767	0	(A) -2	0	9694	0	322	30333
5		1	327	16071					44817
6									0
7									0
8	0	1	327	16071	0	0	0	0	44817
9		2		29					691
10									0
11									-25
12	0	2		29	0	0	0	0	716
13			416						483
14									0
15									0
16	0	0	416	0	0	0	0	0	483
17									221
18									0
19									0
20	0	0	0	0	0	0	0	0	221
21		575							575
22									0
23									0
24	0	575	0	0	0	0	0	0	575

(A) Minus balance is under investigation.

No. 9-C-6403-ACCOUNT of LOANS for ANIMAL HUSBANDRY showing the amounts ADVANCED and REPAID during the year ended 31st March, 2009 and the BALANCES of such LOANS at the commencement and at the end of the year 2008-09-Contd.

	Union Government	U.T. Govt. Puducherry	STATE GOVERNMENTS							Item No.
			Andhra Pradesh	Arunachal Pradesh	Assam	Bihar	Chhattisgarh	NCT Delhi	Goa	
(In thousands of rupees)										
109-Extension and Training-										
Balance 1st April, 2008	--	--	--	--	--	--	--	--	--	1
Advanced during the year	--	--	--	--	--	--	--	--	--	2
Repaid during the year	--	--	--	--	--	--	--	--	--	3
Balance 31st March, 2008	0	0	0	0	0	0	0	0	0	4
190-Loans to Public Sector and other Undertakings-										
Balance 1st April, 2008	--	--	483	--	2500	--	13000	--	--	5
Advanced during the year	--	--	--	--	--	--	--	--	--	6
Repaid during the year	--	--	--	--	--	--	--	--	--	7
Balance 31st March, 2009	0	0	483	0	2500	0	13000	0	0	8
195-Loans to Animal Husbandry Co-operatives-										
Balance 1st April, 2008	--	--	832	--	--	--	--	--	--	9
Advanced during the year	--	--	--	--	--	--	--	--	--	10
Repaid during the year	--	--	--	--	--	--	--	--	--	11
Balance 31st March, 2009	0	0	832	0	0	0	0	0	0	12
796-Tribal Area Sub-plan-										
Balance 1st April, 2008	--	--	--	--	161	--	--	--	--	13
Advanced during the year	--	--	--	--	--	--	--	--	--	14
Repaid during the year	--	--	--	--	--	--	--	--	--	15
Balance 31st March, 2009	0	0	0	0	161	0	0	0	0	16
800-Other Loans-										
Balance 1st April, 2008	-6428	--	16053	--	--	--	--	28865	--	17
Advanced during the year	--	--	--	--	--	--	--	--	--	18
Repaid during the year	(A) -6428	--	--	--	--	--	--	1319	--	19
Balance 31st March, 2009	0	0	16053	0	0	0	0	27546	0	20
Total: Loans for Animal Husbandry-										
Balance 1st April, 2008	881	1250	17559	0	4184	0	15584	28865	1442	21
Advanced during the year	0	0	0	0	0	0	0	0	0	22
Repaid during the year	-6428	0	0	0	0	0	1	1319	0	23
Balance 31st March, 2009	7309	1250	17559	0	4184	0	15583	27546	1442	24
Interest received and credited to revenue	--	--	--	--	--	--	--	--	--	25

(A) Minus transaction is due to write off of balances.

No. 9-C-6403-ACCOUNT of LOANS for ANIMAL HUSBANDRY showing the amounts ADVANCED and REPAYED during the year ended 31st March, 2009 and the BALANCES of such LOANS at the commencement and at the end of the year 2008-09-Contd.

Item No.	STATE GOVERNMENTS								Total carried over
	Gujarat	Haryana	Himachal Pradesh	Jammu and Kashmir	Jharkhand	Karnataka	Kerala	Madhya Pradesh	
1				4340					4340
2									0
3				8					8
4	0	0	0	4332	0	0	0	0	4332
5							1355	195986	213324
6									0
7									0
8	0	0	0	0	0	0	1355	195986	213324
9		310							1142
10									0
11									0
12	0	310	0	0	0	0	0	0	1142
13	12								173
14									0
15									0
16	12	0	0	0	0	0	0	0	173
17				1590					40080
18									0
19				91					-5018
20	0	0	0	1499	0	0	0	0	45098
21	932	1250	16	5930	0	1389	2019	203056	284357
22	0	0	0	0	0	0	0	0	0
23	0	0	0	99	0	0	0	0	-5009
24	932	1250	16	5831	0	1389	2019	203056	289366
25									0

Loans and Advances

No. 9-C-6403-ACCOUNT of LOANS for ANIMAL HUSBANDRY showing the amounts ADVANCED and REPAID during the year ended 31st March, 2009 and the BALANCES of such LOANS at the commencement and at the end of the year 2008-09-Contd.

	Total brought forward	(In thousands of rupees)						Item No.
		STATE GOVERNMENTS						
		Maharashtra	Manipur	Meghalaya	Mizoram	Nagaland	Orissa	
109-Extension and Training-								
Balance 1st April, 2008	4340	-	-	-	-	-	-	1
Advanced during the year	0	-	-	-	-	-	-	2
Repaid during the year	8	-	-	-	-	-	-	3
Balance 31st March, 2009	4332	0	0	0	0	0	0	4
190-Loans to Public Sector and Other Undertaking-								
Balance 1st April, 2008	213324	70000	-	-	-	-	-	5
Advanced during the year	0	-	-	-	-	-	-	6
Repaid during the year	0	69085	-	-	-	-	-	7
Balance 31st March, 2009	213324	915	0	0	0	0	0	8
195-Loans to Animal Husbandry Co-operatives-								
Balance 1st April, 2008	1142	272742	-	-	-	-	257	9
Advanced during the year	0	-	-	-	-	-	-	10
Repaid during the year	0	668	-	-	-	-	-	11
Balance 31st March, 2009	1142	272074	0	0	0	0	257	12
796-Tribal Area Sub-plan-								
Balance 1st April, 2008	173	3427	-	-	-	-	-	13
Advanced during the year	0	-	-	-	-	-	-	14
Repaid during the year	0	-	-	-	-	-	-	15
Balance 31st March, 2009	173	3427	0	0	0	0	0	16
800-Other Loans-								
Balance 1st April, 2008	40080	105702	-	-	2011	48	-	17
Advanced during the year	0	-	-	-	-	-	-	18
Repaid during the year	-5018	-	-	-	-	-	-	19
Balance 31st March, 2009	45098	105702	0	0	2011	48	0	20
Total: Loans for Animal Husbandry-								
Balance 1st April, 2008	284357	464859	50	0	2011	1212	692	21
Advanced during the year	0	0	0	0	0	0	9000	22
Repaid during the year	-5009	69728	0	0	0	0	16	23
Balance 31st March, 2009	289366	395131	50	0	2011	1212	9676	24
Interest received and credited to revenue	0	-	-	-	-	-	-	25

No. 9-C-6403-ACCOUNT of LOANS for ANIMAL HUSBANDRY showing the amounts ADVANCED and REPAYED during the year ended 31st March, 2009 and the BALANCES of such LOANS at the commencement and at the end of the year 2008-09-Concl'd.

(In thousands of rupees)

Item No.	STATE GOVERNMENTS								Total
	Punjab	Rajasthan	Sikkim	Tamil Nadu	Tripura	Uttar Pradesh	Uttarakhand	West Bengal	
1	-	-	-	-	-	-	-	-	4340
2	-	-	-	-	-	-	-	-	0
3	-	-	-	-	-	-	-	-	8
4	0	0	0	0	0	0	0	0	4332
5	2486	-	792	8473	-	11000	-	-	306075
6	-	-	-	-	-	-	-	-	0
7	-	-	-	-	-	-	-	-	69085
8	2486	0	792	8473	0	11000	0	0	236990
9	-	-	-	-13	-	-	-	-	274128
10	-	-	-	-	-	-	-	-	0
11	-	-	-	-	-	-	-	-	668
12	0	0	0	-13	0	0	0	0	273460
13	-	-	-	-	-	-	-	-	3600
14	-	-	-	-	-	-	-	-	0
15	-	-	-	-	-	-	-	-	0
16	0	0	0	0	0	0	0	0	3600
17	-	309	-	1823	-	-	-	-	149973
18	-	-	-	-	-	-	-	-	0
19	-	-	-	-	-	-	-	-	-5018
20	0	309	0	1823	0	0	0	0	154991
21	2486	1654	1535	26381	0	20694	0	322	806253
22	0	0	0	0	0	0	0	0	9000
23	0	0	0	0	0	0	0	0	64735
24	2486	1654	1535	26381	0	20694	0	322	750518
25	131	-	-	-	-	-	-	-	131

(A) Includes Rs.9697 thousands yet to be apportioned between Uttar Pradesh and Uttarakhand.

No. 10-0404-ACCOUNT of RECEIPTS from DAIRY DEVELOPMENT for the year ended 31st March, 2009

	(In thousands of rupees)									
	Union Government	U.T. Govt. Puducherry	STATE GOVERNMENTS						Item No.	
			Andhra Pradesh	Arunachal Pradesh	Assam	Bihar	Chhattisgarh	NCT Delhi		
101-Receipt from Dairy Development Project	—	—	—	—	—	—	—	—	—	1
102-Receipts from Dairy Development Projects	—	—	—	159	—	—	—	—	—	2
103-Delhi Milk Supply Scheme	2712400	—	—	—	—	—	—	—	—	3
104-Dairy Development Project ANIIDCO	421	—	—	—	—	—	—	—	—	4
800-Other Receipts	3019	—	—	110	384	15567	937	—	—	5
900-Deduct-Refunds	—	—	—	—	—	—	—	—	—	6
Total: Receipts from Dairy Development	2715840	0	0	269	384	15567	937	0	0	7

No. 10-0404-ACCOUNT of RECEIPTS from DAIRY DEVELOPMENT for the year ended 31st March, 2009-Contd.

	(In thousands of rupees)									
	Total brought forward	Madhya Pradesh	Maharashtra	Manipur	Meghalaya	Mizoram	Nagaland	Orissa	Item No.	
101-Receipts from Dairy Development	2505	—	—	—	182	—	—	—	—	1
102-Receipts from Dairy Development Projects	7090	—	—	—	177	—	—	—	—	2
103-Delhi Milk Supply Scheme	2712400	—	—	—	—	—	—	—	—	3
104-Dairy Development Project ANIIDCO	421	—	—	—	—	—	—	—	—	4
800-Other Receipts	32761	21	4710166	840	—	1096	9	51	—	5
900-Deduct-Refunds	0	—	83	—	—	—	—	—	—	6
Total: Receipts from Dairy Development	2755177	21	4710083	840	359	1096	9	51	7	7

No. 10-0404-ACCOUNT of RECEIPTS from DAIRY DEVELOPMENT for the year ended 31st March, 2009-Contd.

(In thousands of rupees)

Item No.	STATE GOVERNMENTS									Total carried over
	Goa	Gujarat	Haryana	Himachal Pradesh	Jammu and Kashmir	Jharkhand	Karnataka	Kerala		
1	—	3144	—	—	—	—	—	—	—	2505
2	6931	—	—	—	—	—	—	—	—	7090
3	—	—	—	—	—	—	—	—	—	2712400
4	—	—	—	—	—	—	—	—	—	421
5	—	2477	222	—	1	—	376	—	9668	32761
6	—	—	—	—	—	—	—	—	—	0
7	6931	5621	222	—	1	0	376	0	9668	2755177

No. 10-0404-ACCOUNT of RECEIPTS from DAIRY DEVELOPMENT for the year ended 31st March, 2009-Conclid.

(In thousands of rupees)

Item No.	STATE GOVERNMENTS								Total
	Punjab	Rajasthan	Sikkim	Tamil Nadu	Tripura	Uttarakhand	Uttar Pradesh	West Bengal	
1	—	—	—	—	—	—	—	—	2687
2	—	—	—	5254	—	195	12153	284752	309426
3	—	—	—	—	—	—	—	13264	2725664
4	—	—	—	—	—	—	—	162	583
5	864	—	—	9868	—	2994	2668	225	4761563
6	—	—	—	—	—	—	—	—	-83
7	864	0	0	15122	0	3189	14821	298403	7799840

Economic Services

No. 10-A-2404-ACCOUNT of EXPENDITURE on DAIRY DEVELOPMENT for the year ended 31st March, 2009

	(In thousands of rupees)									Item No.
	Union Government	U.T. Govt. Puduchery	STATE GOVERNMENTS						Goa	
			Andhra Pradesh	Arunachal Pradesh	Assam	Bihar	Chhattisgarh	NCT Delhi		
001-Direction and Administration	—	6147	—	—	25636	11511	—	—	—	1
102-Dairy Development Projects	731252	—	—	12174	11662	901039	—	—	70646	2
109-Extension and Training	—	—	—	—	335	—	—	—	—	3
111-Delhi Milk Supply Scheme	2823148	—	—	—	—	—	—	—	—	4
190-Assistance to Public Sector and Other Undertakings	—	—	—	—	—	—	—	—	—	5
191-Assistance to Co-operatives and Other Bodies	—	—	5000	—	1500	—	—	—	—	6
192-Milk Supply Scheme	—	—	—	—	68342	—	—	—	—	7
193-Durgapur Milk Supply Scheme	—	—	—	—	—	—	—	—	—	8
194-Burdhaman Milk Supply Scheme	—	—	—	—	—	—	—	—	—	9
195-Assistance to Co-operatives	—	45378	—	—	—	—	—	—	—	10
196-Assistance to Zila Parishads/ Distt. level Panchayats	100	—	—	—	—	—	—	—	—	11
198-Assistance to Gram Panchayats	—	—	—	—	—	—	—	—	—	12
789-Special Component Plan for Scheduled Castes	—	—	—	—	—	—	—	—	1198	13
796-Tribal Area Sub-plan	—	—	—	—	-211	—	—	—	6069	14
799-Suspense	—	—	—	—	(A)	—	—	—	—	15
800-Other Expenditure	265	—	—	—	-4	—	—	13326	—	16
911-Deduct-Recoveries of Overpayments	-303	-2	—	—	—	-77	—	—	-5	17
Total: Expenditure on Dairy Development	3554462	51523	5000	12174	107260	912473	0	13326	77908	18
Charged	—	—	—	—	—	—	—	—	—	19
Voted	3554462	51523	5000	12174	107260	912473	0	13326	77908	20

No. 10-A-2404-ACCOUNT of EXPENDITURE on DAIRY DEVELOPMENT for the year ended 31st March, 2009-Contd.

	(In thousands of rupees)								Item No.
	Total brought forward	STATE GOVERNMENTS						Orissa	
		Maharashtra	Manipur	Meghalaya	Mizoram	Nagaland			
001-Direction and Administration	334494	193956	3498	4178	—	—	7039	—	1
102-Dairy Development Projects	1991795	294769	8580	28679	9926	27530	—	—	2
109-Extension and Training	87475	31328	—	—	—	—	—	—	3
111-Delhi Milk Supply Scheme	2823148	—	—	—	—	—	—	—	4
190-Assistance to Public Sector and Other Undertakings	52100	—	—	—	—	—	—	—	5
191-Assistance to Co-operatives and Other Bodies	1271558	1743	—	5003	2247	—	—	—	6
192-Milk Supply Scheme	68342	—	—	—	—	—	—	—	7
193-Durgapur Milk Supply Scheme	0	—	—	—	—	—	—	—	8
194-Burdhaman Milk Supply Scheme	0	—	—	—	—	—	—	—	9
195-Assistance to Co-operatives	64240	—	—	—	—	—	—	—	10
196-Assistance to Zila Parishads/ Distt. level Panchayats	100	—	—	—	—	—	—	—	11
198-Assistance to Gram Panchayats	0	—	—	—	—	—	—	—	12
789-Special Component Plan for Scheduled Castes	50779	—	—	—	—	—	—	4454	13
796-Tribal Area Sub-plan	437486	—	—	—	—	—	—	21480	14
799-Suspense	0	—	—	—	—	—	—	—	15
800-Other Expenditure	108932	6270974	—	7363	—	—	—	—	16
911-Deduct-Recoveries of Overpayments	-1371	-124	—	—	—	—	—	—	17
Total: Expenditure on Dairy Development	7289078	6792646	12078	45223	12173	27530	32973	18	
Charged	0	508	—	—	—	—	—	—	19
Voted	7289078	6792138	12078	45223	12173	27530	32973	20	

(A) Recovery of excess payment recovered during the year.

No. 10-A-2404-ACCOUNT of EXPENDITURE on DAIRY DEVELOPMENT for the year ended 31st March, 2009-Contd.

(In thousands of rupees)

Item No.	STATE GOVERNMENTS								Total carried over
	Gujarat	Haryana	Himachal Pradesh	Jammu and Kashmir	Jharkhand	Karnataka	Kerala	Madhya Pradesh	
	(A)								
1	137437	813	2625	—	9475	—	140850	—	334494
2	—	30566	—	—	181798	—	52658	—	1991795
3	—	1383	518	—	8006	—	77233	—	87475
4	—	—	—	—	—	—	—	—	2823148
5	—	—	—	—	—	—	52100	—	52100
6	—	—	90240	—	—	1174818	—	—	1271558
7	—	—	—	—	—	—	—	—	68342
8	—	—	—	—	—	—	—	—	0
9	—	—	—	—	—	—	—	—	0
10	—	—	—	—	—	—	18862	—	64240
11	—	—	—	—	—	—	—	—	100
12	—	—	—	—	—	—	—	—	0
13	—	598	5000	—	43983	—	—	—	50779
14	189466	—	—	—	242162	—	—	—	437486
15	—	—	—	—	—	—	—	—	0
16	5400	—	—	—	696	—	89249	—	108932
17	—	—	—	—	-886	—	-98	—	-1371
18	332303	33360	98383	0	485234	1174818	430854	0	7289078
19	—	—	—	—	—	—	—	—	0
20	332303	33360	98383	0	485234	1174818	430854	0	7289078

No. 10-A-2404-ACCOUNT of EXPENDITURE on DAIRY DEVELOPMENT for the year ended 31st March, 2009- conclud.

(In thousands of rupees)

Item No.	STATE GOVERNMENTS								Total
	Punjab	Rajasthan	Sikkim	Tamil Nadu	Tripura	Uttar Pradesh	Uttarakhand	West Bengal	
1	58857	—	7569	102886	3959	118100	27976	—	862512
2	50000	—	23335	282408	4716	671339	72496	8725	3474298
3	115478	—	—	—	—	—	—	886	235167
4	—	—	—	—	—	—	—	—	2823148
5	—	—	—	—	—	—	—	—	52100
6	—	—	1100	—	3082	186016	25812	20200	1516761
7	—	—	—	—	—	—	—	730371	798713
8	—	—	—	—	—	—	—	40715	40715
9	—	—	—	—	—	—	—	10030	10030
10	—	—	—	3550	—	—	—	3088	70878
11	—	—	60	—	—	—	—	—	160
12	—	—	139	—	—	—	—	—	139
13	10000	—	653	—	—	—	—	—	65886
14	—	—	2776	—	—	—	2802	—	464544
15	—	—	—	—	—	—	—	—	0
16	—	—	—	—	—	1080	—	—	6388349
17	—	—	—	—	-48	—	—	—	-1543
18	234335	0	35632	388796	11757	976535	129086	814015	16801857
19	—	—	—	—	—	5	—	—	513
20	234335	0	35632	388796	11757	976530	129086	814015	16801344

(A) Includes Rs.5000 thousands spent out of an advance from the Contingency Fund during 2007-08 and recouped to the fund during 2008-09.

Economic Services

No. 10-B-4404-ACCOUNT of CAPITAL OUTLAY on DAIRY DEVELOPMENT during and to the end of the year 2008-09

	(In thousands of rupees)	
	Expenditure	
	During the year	To end of the year
UNION GOVERNMENT		
102-Dairy Development Projects	—	22665
109-Extension and Training	—	—
110-Milk Supply Scheme, Chandigarh	—	2298
111-Delhi Milk Supply Scheme	9853	1370269
800-Other Expenditure	—	16863
901-Deduct-Receipts and Recoveries on Capital Account	—	-994063
Total: Union Government	9853	418032
UNION-TERRITORY GOVERNMENT		
PUDUCHERRY		
80-General-		
195-Investments in Dairy Co-operatives	80	29151
901-Deduct-Receipts and Recoveries on Capital Account	—	—
Total: Government of Puducherry	80	29151
STATE GOVERNMENTS		
ANDHRA PRADESH		
109-Extension and Training	—	-11390
190-Investment in Public Sector and Other Undertakings	—	150000
195-Investments in Dairy Co-operatives	—	526997
800-Other Expenditure	—	—
Total: Government of Andhra Pradesh	0	665607
ARUNACHAL PRADESH		
800-Other Expenditure	500	8040
Total: Government of Arunachal Pradesh	500	8040
ASSAM		
190-Investments in Public Sector and other Undertakings	—	1647
796- Tribal Area Sub-plan	—	3602
800- Other Expenditure	10900	10900
Total: Government of Assam	10900	16149
BIHAR		
102-Dairy Development Projects	—	133233
796-Tribal Area Sub-plan	—	3843
800-Other Expenditure	—	1034
Total: Government of Bihar	0	138110

No. 10-B-4404-ACCOUNT of CAPITAL OUTLAY on DAIRY DEVELOPMENT during and to the end of the year 2008-09-Contd.

	(In thousands of rupees)	
	During the year	To end of the year
CHHATTISGARH		
102-Dairy Development Projects	—	—
190-Investments in Public Sector and other Undertakings	—	—
796-Tribal area sub-plan	—	—
800-Other Expenditure	—	—
Total: Government of Chhattisgarh	0	0
NCT DELHI		
800-Other Expenditure	0	1908
Total: Government of NCT DELHI	0	1908
GOA		
102-Dairy Development Projects	—	1565
110-Milk Supply Scheme	—	18787
800-Other Expenditure	—	2206
Total: Government of Goa	0	22558
GUJARAT		
102-Dairy Development Projects	—	13756
109-Extension and Training	—	2099
190-Investments in Public Sector and other Undertakings	—	104923
195-Investment in Dairy Co-operatives	—	790
797- Transfer to/from Reserve Funds and Deposit Accounts	—	(A) -394
Total: Government of Gujarat	0	121174
HARYANA		
190-Investments in Public Sector and other Undertakings	—	47748
195-Investment in Dairy Co-operatives	—	132403
800-Other Expenditure	—	5453
Total: Government of Haryana	0	185604
HIMACHAL PRADESH		
110-Mandi Town Milk Supply Scheme	—	6405
111-Nahan Town Milk supply scheme	—	6938
112-Shimla Town Milk Supply Scheme	—	5203
113-Kangra Town Milk Supply Scheme	—	10730
114-Chamba Town Milk Supply Scheme	—	1118
115-Bilaspur Town Milk Supply Scheme	—	40
116-Nathpa Jhakhari Milk supply Scheme	—	2477
117-Kullu Town Milk Supply Scheme	—	318
190-Investments in Public Sector and other Undertakings	—	18486
796-Tribal Area Sub-plan	—	2185
Total: Government of Himachal Pradesh	0	53220

(A) Minus figure is under investigation.

No. 10-B-4404-ACCOUNT of CAPITAL OUTLAY on DAIRY DEVELOPMENT during and to the end of the year 2008-09-Contd.

	(In thousands of rupees)	
	Expenditure	
	During the year	To end of the year
JAMMU AND KASHMIR		
102-Dairy Development Projects	--	18670
190-Investments in Public Sector and other Undertakings	--	56015
800-Other Expenditure	--	18544
901-Deduct- Receipts and Recoveries on Capital Account	--	-30
Total: Government of Jammu and Kashmir	0	93199
KARNATAKA		
109-Extension and Training	--	11456
190-Investments in Public Sector and other Undertakings	--	51233
800-Other Expenditure	--	1964
Total: Government of Karnataka	0	64653
KERALA		
102-Dairy Development Projects	336	63227
109- Extension and Training	--	20633
190-Investments in Public Sector and other Undertakings	--	55532
195-Investments in Dairy Co-operatives	--	1110
201-Milk Supply Scheme, Trivandrum	--	--
202-Quilon Milk Supply Scheme	--	--
203-Alleppey Milk Supply Scheme	--	--
204-Munnar Milk Supply Scheme	--	--
205-Milk Supply Scheme Ernakulam	--	--
206-Trichur Milk Supply Scheme	--	89
207-Calicut Milk Supply Scheme	--	1492
208-Cannanore Milk Supply Scheme	--	--
209-Kottiyam Milk Supply Scheme	--	--
210-Palghat Milk Supply Scheme	--	1002
800-Other Expenditure	--	1149
Total: Government of Kerala	336	144234
MADHYA PRADESH		
102-Dairy Development Projects	--	13364
190-Investments in Public Sector and other Undertakings	--	33623
796-Tribal Area Sub-plan	--	10826
800-Other Expenditure	--	17069
Total: Government of Madhya Pradesh	0	74882
MAHARASHTRA		
001- Direction and Administration	--	--
102-Dairy Development Projects	--	86515
190-Investments in Public Sector and other Undertaking	--	6106
192-Government Milk Schemes	2700	1574588
796-Tribal Area Sub-plan	98	76085
797-Transfer to/from Reserve Funds and Deposits Accounts	--	-39213
799-Suspense	--	2164
Total: Government of Maharashtra	2798	1706245

(A) Includes Rs. 74873 thousands yet to be apportioned between Madhya Pradesh and Chhattisgarh.

No. 10-B-4404-ACCOUNT of CAPITAL OUTLAY on DAIRY DEVELOPMENT during and to the end of the year 2008-09-Contd.

	(In thousands of rupees)	
	Expenditure	
	During the year	To end of the year
MANIPUR		
102-Dairy Development Projects	--	11286
800-Other Expenditure	--	849
Total: Government of Manipur	0	12135
MEGHALAYA		
800-Other Expenditure	--	1930
Total: Government of Meghalaya	0	1930
MIZORAM		
102-Dairy Development projects	--	4899
Total : Government of Mizoram	0	4899
NAGALAND		
102-Dairy Development Projects	--	5948
Total : Government of Nagaland	0	5948
ORISSA		
109-Extension and Training: Cuttack Milk Supply Scheme	--	65
191-Assistance to Co-operatives and other Bodies	--	8000
796-Tribal Area sub-plan	--	1259
800-Other Expenditure	--	1332
Total: Government of Orissa	0	10656
PUNJAB		
102-Dairy Development Projects	--	(A) -59182
190-Investments in Public Sector and other Undertakings	--	--
195-Dairy Co-operatives	(B) -3700	212970
800-Other Expenditure	--	19824
901-Deduct-Receipts and Recoveries on Capital Account	--	-1631
Total: Government of Punjab	-3700	171981
RAJASTHAN		
102-Dairy Development Projects	--	67694
190-Investments in Public sector and other undertakings	--	6999
796-Tribal Area sub-plan	--	(C) -2
Total: Government of Rajasthan	0	74691
SIKKIM		
102-Dairy Development Projects	--	18776
Total: Government of Sikkim	0	18776

(A) The progressive minus expenditure is due to the cumulative effect of excess of receipts over expenditure.

(B) Minus expenditure is due to excess of receipts over expenditure during the year.

(C) Minus figure is due to receipts and recoveries over expenditure.

No. 10-B-4404-ACCOUNT of CAPITAL OUTLAY on DAIRY DEVELOPMENT during and to the end of the year 2008-09-Concl.

	(In thousands of rupees)	
	Expenditure	
	During the year	To end of the year
TAMIL NADU		
102-Dairy Development Projects	—	3206
190-Investments in Public Sector and Other Undertakings	—	20736
195-Investments in Co-operatives Tamil Nadu Co-operative Milk Producers Federation Limited	—	878
800-Other Expenditure	—	76702
Total: Government of Tamil Nadu	0	101522
TRIPURA		
102- Dairy Development Projects	—	19620
Total: Government of Tripura	0	19620
UTTAR PRADESH		
102-Dairy Development Projects	175	407513
190-Investments in Public Sector and other Undertakings	—	666912
800-Other Expenditure	-9231	-59839
Total: Government of Uttar Pradesh	-9056	(A) 1014586
UTTARAKHAND		
102-Dairy Development Projects	—	209734
190-Investments in Public Sector and other Undertakings	—	2100
Total: Government of Uttarakhand	0	211834
WEST BENGAL		
102-Dairy Development Projects	4371	196858
110-Greater Calcutta Milk Supply Scheme	376	1479638
111-Durgapur Milk Supply Scheme	—	31220
112-Burdwan Milk Supply Scheme	—	15358
113-Krishnanagar Milk Supply Scheme	—	16977
190-Investments in Public Sector and Other Undertakings	—	74994
191- Investment in Co-operatives	—	61746
789-Special Component Plan for Scheduled Castes	—	2244
796-Tribal Area Sub-Plan	—	1300
800-Other Expenditure	—	25667
901-Deduct-Receipts and Recoveries on Capital Account	—	-1024657
Total: Government of West Bengal	4747	881345
Total: Capital Outlay on Dairy Development	16458	6273289

(A) Includes Rs.878491 thousands yet to be apportioned between Uttar Pradesh and Uttarakhand.

Economic Services



No. 10-C-6404-ACCOUNT of LOANS for DAIRY DEVELOPMENT showing the amounts ADVANCED and REPAID during the year ended 31st March, 2009 and the BALANCES of such LOANS at the commencement and at the end of the year 2008-09

(In thousands of rupees)

	Union Government	U.T. Govt. Puducherry	STATE GOVERNMENTS							Item No.
			Andhra Pradesh	Arunachal Pradesh	Assam	Bihar	Chhattisgarh	NCT Delhi	Goa	
102-Dairy Development Projects-										
Balance 1st April, 2008	1927103	--	747	--	10388	19035	--	56000	--	1
Advanced during the year	--	--	--	--	--	--	--	--	--	2
Repaid during the year	--	--	--	--	--	--	--	--	--	3
Balance 31st March, 2009	1927103	0	747	0	10388	19035	0	56000	0	4
109-Delhi Milk Supply Schemes-										
Balance 1st April, 2008	27	--	--	--	--	--	--	--	--	5
Advanced during the year	--	--	--	--	--	--	--	--	--	6
Repaid during the year	--	--	--	--	--	--	--	--	--	7
Balance 31st March, 2009	27	0	0	0	0	0	0	0	0	8
190-Loans to Public Sector and other Undertakings-										
Balance 1st April, 2008	3000	--	495206	--	71883	--	--	--	--	9
Advanced during the year	--	--	--	--	--	--	--	--	--	10
Repaid during the year	--	--	--	--	--	--	--	--	--	11
Balance 31st March, 2009	3000	0	495206	0	71883	0	0	0	0	12
195-Dairy Co-operatives-										
Balance 1st April, 2008	6	13152	11276	--	--	--	126	--	--	13
Advanced during the year	--	3537	--	--	--	--	--	--	--	14
Repaid during the year	--	693	--	--	--	--	1	--	--	15
Balance 31st March, 2009	6	15996	11276	0	0	0	125	0	0	16
796-Tribal Area Sub-Plan-										
Balance 1st April, 2008	--	--	--	--	3899	500	--	--	--	17
Advanced during the year	--	--	--	--	--	--	--	--	--	18
Repaid during the year	--	--	--	--	--	--	--	--	--	19
Balance 31st March, 2009	0	0	0	0	3899	500	0	0	0	20
800-Other Loans-										
Balance 1st April, 2008	-3447792	--	56	--	9603	74	0	--	--	21
Advanced during the year	--	--	--	--	--	--	--	--	--	22
Repaid during the year	396592	--	--	--	--	--	--	--	--	23
Balance 31st March, 2009	-3844384	0	56	0	9603	74	0	0	0	24
Total-Loans for Dairy Development-										
Balance 1st April, 2008	-1517656	13152	507285	0	95773	19609	126	56000	0	25
Advanced during the year	0	3537	0	0	0	0	0	0	0	26
Repaid during the year	396592	693	0	0	0	0	1	0	0	27
Balance 31st March, 2009	-1914248	15996	507285	0	95773	19609	125	56000	0	28
Interest received and credited to revenue	89558	975	--	--	--	--	--	--	--	29

(A) Adverse balance is under investigation.

No. 10-C-6404-ACCOUNT of LOANS for DAIRY DEVELOPMENT showing the amounts ADVANCED and REPAID during the year ended 31st March, 2009 and the BALANCES of such LOANS at the commencement and at the end of the year 2008-09-Contd.

Item No.	STATE GOVERNMENTS									Total carried over
	Gujarat	Haryana	Himachal Pradesh	Jammu and Kashmir	Jharkhand	Karnataka	Kerala	Madhya Pradesh		
1	--	--	--	3008	--	--	--	--	--	2016281
2	--	--	--	--	--	--	--	--	--	0
3	--	--	--	--	--	--	--	--	--	0
4	0	0	0	3008	0	0	0	0	0	2016281
5	--	--	--	--	--	--	--	--	--	27
6	--	--	--	--	--	--	--	--	--	0
7	--	--	--	--	--	--	--	--	--	0
8	0	0	0	0	0	0	0	0	0	27
9	609569	2351	--	--	--	35699	12701	1416	--	1231825
10	19800	--	--	--	--	--	--	--	--	19800
11	--	--	--	--	--	--	--	--	--	0
12	629369	2351	0	0	0	35699	12701	1416	--	1251625
13	227	1000	--	--	--	--	51	614	--	26452
14	--	--	--	--	--	--	--	--	--	3537
15	--	--	--	--	--	--	--	--	--	694
16	227	1000	0	0	0	0	51	614	--	29295
17	--	--	--	--	--	--	--	--	--	4399
18	--	--	--	--	--	--	--	--	--	0
19	--	--	--	--	--	--	--	--	--	0
20	0	0	0	0	0	0	0	0	0	4399
21	397	--	--	--	--	4418	94	2455	--	-3430695
22	--	--	--	--	--	--	--	--	--	0
23	--	--	--	--	--	--	--	--	--	396592
24	397	0	0	0	0	4418	94	2455	--	-3827287
25	610193	3351	0	3008	0	40117	12846	4485	--	-151711
26	19800	0	0	0	0	0	0	0	0	23337
27	0	0	0	0	0	0	0	0	0	397286
28	629993	3351	0	3008	0	40117	12846	4485	--	-525660
29	--	--	--	--	--	--	--	--	--	90533

No. 10-C-6404-ACCOUNT of LOANS for DAIRY DEVELOPMENT showing the amounts ADVANCED and REPAYED during the year ended 31st March, 2009 and the BALANCES of such LOANS at the commencement and at the end of the year 2008-09-Contd.

	Total brought forward	(In thousands of rupees)						Item No.
		STATE GOVERNMENTS						
		Maharashtra	Manipur	Meghalaya	Mizoram	Nagaland	Orissa	
102-Dairy Development Projects-								
Balance 1st April, 2008	2016281	—	—	—	—	—	—	1
Advanced during the year	0	—	—	—	—	—	—	2
Repaid during the year	0	—	—	—	—	—	—	3
Balance 31st March, 2009	2016281	0	0	0	0	0	0	4
109-Delhi Milk Supply Schemes-								
Balance 1st April, 2008	27	—	—	—	—	—	—	5
Advanced during the year	0	—	—	—	—	—	—	6
Repaid during the year	0	—	—	—	—	—	—	7
Balance 31st March, 2009	27	0	0	0	0	0	0	8
190-Loans to Public Sector and other Undertakings-								
Balance 1st April, 2008	1231825	5035	—	—	—	—	—	9
Advanced during the year	19800	—	—	—	—	—	—	10
Repaid during the year	0	—	—	—	—	—	—	11
Balance 31st March, 2009	1251625	5035	0	0	0	0	0	12
195-Dairy Co-operatives-								
Balance 1st April, 2008	26452	—	—	—	—	—	—	13
Advanced during the year	3537	—	—	—	—	—	—	14
Repaid during the year	694	—	—	—	—	—	—	15
Balance 31st March, 2009	29295	0	0	0	0	0	0	16
796-Tribal Area Sub-plan-								
Balance 1st April, 2008	4399	254	—	—	—	—	—	17
Advanced during the year	0	—	—	—	—	—	—	18
Repaid during the year	0	—	—	—	—	—	—	19
Balance 31st March, 2009	4399	254	0	0	0	0	0	20
800-Other Loans-								
Balance 1st April, 2008	-3430695	4547	—	—	—	—	1915	21
Advanced during the year	0	—	—	—	—	—	—	22
Repaid during the year	396592	3	—	—	—	—	—	23
Balance 31st March, 2009	-3827287	4544	0	0	0	0	1915	24
Total-Loans for Dairy Development-								
Balance 1st April, 2008	-151711	9836	0	0	0	0	1915	25
Advanced during the year	23337	0	0	0	0	0	0	26
Repaid during the year	397286	3	0	0	0	0	0	27
Balance 31st March, 2009	-525660	9833	0	0	0	0	1915	28
Interest received and credited to revenue	90533	4618	—	—	—	—	—	29

No. 10-C-6404-ACCOUNT of LOANS for DAIRY DEVELOPMENT showing the amounts ADVANCED and REPAID during the year ended 31st March, 2009 and the BALANCES of such LOANS at the commencement and at the end of the year 2008-09-Concl'd.

Item No.	STATE GOVERNMENTS									Total
	Punjab	Rajasthan	Sikkim	Tamil Nadu	Tripura	Uttar Pradesh	Uttarakhand	West Bengal		
1	--	--	1313	--	--	--	--	995	2018589	
2	--	--	--	--	--	--	--	--	0	
3	--	--	--	--	--	--	--	--	0	
4	0	0	1313	0	0	0	0	995	2018589	
5	--	--	--	--	--	--	--	--	27	
6	--	--	--	--	--	--	--	--	0	
7	--	--	--	--	--	--	--	--	0	
8	0	0	0	0	0	0	0	0	27	
9	--	32119	--	320480	--	11430	--	3158	1604047	
10	--	--	--	180000	--	--	--	--	199800	
11	--	--	--	--	--	--	--	--	0	
12	0	32119	0	500480	0	11430	0	3158	1803847	
13	1087	--	--	45954	--	--	--	35765	109258	
14	--	--	--	--	--	--	--	--	3537	
15	--	--	--	--	--	--	--	--	694	
16	1087	0	0	45954	0	0	0	35765	112101	
17	--	--	--	--	--	--	--	--	4653	
18	--	--	--	--	--	--	--	--	0	
19	--	--	--	--	--	--	--	--	0	
20	0	0	0	0	0	0	0	0	4653	
21	--	--	--	8261	--	121017	--	--	-3294955	
22	--	--	--	--	--	--	--	--	0	
23	--	--	--	--	--	--	--	--	396595	
24	0	0	0	8261	0	121017	0	0	-3691550	
25	1087	32119	1313	374695	0	132447	0	39918	441619	
26	0	0	0	180000	0	0	0	0	203337	
27	0	0	0	0	0	0	0	0	397289	
28	1087	32119	1313	554695	0	132447	0	39918	247667	
29	5	--	--	--	--	--	--	--	95156	

(A) Amount of Rs.132447 thousands yet to be apportioned between Uttar Pradesh and Uttarakhand.

Loans and Advances

No. 11-0405-ACCOUNT of RECEIPTS from FISHERIES for the year ended 31st March, 2009

(In thousands of rupees)

	Union Government	U.T. Govt. Puducherry	STATE GOVERNMENTS						Item No.
			Andhra Pradesh	Arunachal Pradesh	Assam	Bihar	Chhattisgarh	NCT Delhi	
011-Rents	940	14	1012	33	1914	48569	3309	—	1
102-Licence Fees, Fines etc.	216	5	1035	—	633	2294	—	254	2
103-Sale of fish, fish-seeds etc.	14015	47	476	156	5783	3820	6753	10	3
110-Grants from I.C.A.R.	—	—	—	—	—	3734	—	—	4
501-Services and Service Fees	106	16	—	—	35	6	—	—	5
800-Other Receipts	45776	2103	43468	545	5048	10274	9723	—	6
900-Deduct-Refunds	—	—	3550	—	—	—	—	—	7
Total: Receipts from Fisheries	61053	2185	42441	734	13413	68697	19785	264	8

No. 11-0405-ACCOUNT of RECEIPTS from FISHERIES for the year ended 31st March, 2009-Contd.

(In thousands of rupees)

	Total brought forward	STATE GOVERNMENTS							Item No.
		Madhya Pradesh	Maharashtra	Manipur	Meghalaya	Mizoram	Nagaland	Orissa	
011-Rents	111368	—	23917	3	29	—	—	1361	1
102-Licence Fees, Fines etc.	23886	—	6194	305	—	—	—	—	2
103-Sale of fish, fish-seeds etc.	74427	19303	11293	614	259	148	—	14172	3
110-Grants from I.C.A.R.	3734	—	—	—	—	—	—	—	4
501-Services and Service Fees	1933	—	1145	—	—	—	—	—	5
800-Other Receipts	247518	—	25044	276	89	422	281	19013	6
900-Deduct-Refunds	4747	—	—	—	—	—	—	—	7
Total: Receipts from Fisheries	458119	19303	67593	1198	377	570	281	34546	8

No. 11-0405-ACCOUNT of RECEIPTS from FISHERIES for the year ended 31st March, 2009-Contd.

(In thousands of rupees)

Item No.	STATE GOVERNMENTS								Total carried over
	Goa	Gujarat	Haryana	Himachal Pradesh	Jammu and Kashmir	Jharkhand	Karnataka	Kerala	
1	13600	2485	7800	175	--	145	31341	31	111368
2	1503	4175	100	1600	8565	--	3506	--	23886
3	228	6346	5100	10037	5219	484	12621	3332	74427
4	--	--	--	--	--	--	--	--	3734
5	--	649	550	--	--	--	571	--	1933
6	827	38532	6726	612	11145	21884	13320	37535	247518
7	-2	-1170	--	--	--	--	-25	--	-4747
8	16156	51017	20276	12424	24929	22513	61334	40898	458119

No. 11-0405-ACCOUNT of RECEIPTS from FISHERIES for the year ended 31st March, 2009-Concl'd.

(In thousands of rupees)

Item No.	STATE GOVERNMENTS								Total
	Punjab	Rajasthan	Sikkim	Tamil Nadu	Tripura	Uttar Pradesh	Uttarakhand	West Bengal	
1	10578	72069	--	15348	325	--	--	78	235076
2	19	183	7	3355	79	--	--	27203	61231
3	2	569	19	12819	18096	32734	--	2169	186624
4	--	--	--	--	--	--	--	--	3734
5	136	--	--	544	--	--	--	--	3758
6	58	1227	114	163391	439	14568	584	11661	484685
7	--	--	--	--	--	--	--	--	-4747
8	10793	74048	140	195457	18939	47302	584	41111	970361

No. 11-A-2405-ACCOUNT of EXPENDITURE on FISHERIES for the year ended 31st March, 2009

	Union Government	U.T. Govt. Puducherry	STATE GOVERNMENTS							Item No.
			Andhra Pradesh	Arunachal Pradesh	Assam	Bihar	Chhattisgarh	NCT Delhi	Goa	
001-Direction and Administration	54602	14332	225190	63182	141487	81458	8904	672	12268	1
003-Training	—	—	123	—	—	—	—	—	—	2
004-Research	—	—	—	—	—	—	—	—	—	3
101-Inland Fisheries	1394	11225	32429	5544	123403	48070	139314	2972	1115	4
102-Estuarine/Brackish Water Fisheries	16156	2341	2431	—	—	—	—	—	10777	5
103-Marine Fisheries	1148655	17968	109788	—	—	—	—	—	117758	6
105-Processing, Preservation and Marketing	7523	5336	500	—	3163	—	857	—	1489	7
109-Extension and Training	142464	2018	1500	97	58393	—	11660	—	1748	8
110-Mechanisation and improvement of Fish Crafts	3454	—	—	—	—	—	—	—	—	9
120-Fisheries Co-operatives	—	7685	1350	—	—	—	3002	—	—	10
190-Assistance to Public Sector and Other Undertakings	—	—	—	—	—	—	—	—	—	11
196-Loans to Zila Parishads/Distt. Level Panchayats	11400	—	—	—	—	—	—	—	—	12
198-Assistance to Gram Panchayats	10000	—	—	—	—	—	—	—	—	13
789-Special Component Plan for Scheduled Castes	—	—	16422	—	—	—	12407	—	—	14
796-Tribal Area Sub-Plan	1086	—	7000	—	9471	—	43939	—	374	15
797-Transfer to/from Reserve Fund and Deposit Accounts	—	—	—	—	—	—	—	—	—	16
798-International Co-operation	5300	—	—	—	—	—	—	—	—	17
800-Other Expenditure	500921	122400	64305	17392	134831	—	565	—	8651	18
911-Deduct - Recoveries of Overpayments	-15448	-4208	—	—	—	—	-37	—	-17	19
Total: Expenditure on Fisheries	1887507	179097	461038	86215	470748	129491	220648	3644	154163	20
Charged	—	—	—	—	—	—	—	—	—	21
Voted	1887507	179097	461038	86215	470748	129491	220648	3644	154163	22

No. 11-A-2405-ACCOUNT of EXPENDITURE on FISHERIES for the year ended 31st March, 2009-Contd.

Item No.	STATE GOVERNMENTS								Total carried over
	Gujarat	Haryana	Himachal Pradesh	Jammu and Kashmir	Jharkhand	Karnataka	Kerala	Madhya Pradesh	
1	59277	20856	55686	224437	30868	43270	89186	19345	1145020
2	-	-	-	-	-	-	-	-	123
3	-	-	-	-	-	-	-	-	0
4	62524	144046	14642	-	41284	29456	95072	156655	909145
5	7141	-	-	-	-	-	354	-	39200
6	364042	-	-	-	-	116062	69604	-	1943877
7	5000	-	-	-	-	-	26151	-	49519
8	13262	12267	5290	-	-	3412	29091	5299	286501
9	-	-	-	-	-	237	-	-	3691
10	2499	-	-	-	-	60372	-	5659	80567
11	-	-	-	-	-	-	-	-	0
12	-	-	-	-	-	151105	-	-	162505
13	-	-	-	-	-	-	-	-	10000
14	-	12500	2935	-	32525	-	-	12861	89650
15	83572	-	2619	-	92459	-	-	19684	260204
16	-	-	-	-	-	-	-	-	0
17	-	-	-	-	-	-	-	-	5300
18	740051	23625	551	1857	-	142800	561784	4238	2323971
19	-232	-	-	-	-	-79	-30417	-	-50438
20	1337136	213294	81723	226294	197136	546635	840825	223741	7259335
21	-	-	-	-	-	-	-	21	21
22	1337136	213294	81723	226294	197136	546635	840825	223720	7259314

Economic Services

No. 11-A-2405-ACCOUNT of EXPENDITURE on FISHERIES for the year ended 31st March, 2009-Contd.

	Total brought forward	(In thousands of rupees)						Item No.
		STATE GOVERNMENTS						
		Maharashtra	Manipur	Meghalaya	Mizoram	Nagaland	Orissa	
001-Direction and Administration	1145020	131327	99263	25667	33631	48526	116971	1
003-Training	123	--	--	--	--	--	--	2
004-Research	0	--	--	--	--	--	--	3
101-Inland Fisheries	909145	106253	18571	55291	62595	65686	161331	4
102-Estuarine/Brackish Water Fisheries	39200	4876	--	--	--	--	5066	5
103-Marine Fisheries	1943877	809036	--	--	--	--	89083	6
105-Processing, Preservation and Marketing	49519	--	300	1571	20775	--	--	7
109-Extension and Training	286501	19498	1857	3350	2816	8534	10549	8
110-Mechanisation and improvement of Fish Crafts	3691	--	198	--	--	--	--	9
120-Fisheries Cooperatives	80567	10180	--	--	--	--	12874	10
190-Assistance to Public Sector and Other Undertakings	0	--	--	--	--	--	--	11
196-Loans to Zila Parishads/Distt. Level Panchayats	162505	--	--	--	--	--	--	12
198-Assistance to Gram Panchayats	10000	--	--	--	--	--	--	13
789-Special Component Plan for Scheduled Castes	89650	--	--	--	--	--	36059	14
796-Tribal Area Sub-Plan	260204	3978	--	--	--	--	27600	15
797-Transfer to/from Reserve Fund and Deposit Accounts	0	--	--	--	--	--	--	16
798-International Co-operation	5300	--	--	--	--	--	--	17
800-Other Expenditure	2323971	395723	8805	--	--	--	--	18
911-Deduct - Recoveries of Overpayments	-50438	-2793	--	--	--	--	-361	19
Total: Expenditure on Fisheries	7259335	1478078	128994	85879	119817	122746	459172	20
Charged	21	63	--	--	--	--	--	21
Voted	7259314	1478015	128994	85879	119817	122746	459172	22

No. 11-A-2405-ACCOUNT of EXPENDITURE on FISHERIES for the year ended 31st March, 2009-Concl'd.

Item No.	STATE GOVERNMENTS								Total
	Punjab	Rajasthan	Sikkim	Tamil Nadu	Tripura	Uttar Pradesh	Uttarakhand	West Bengal	
1	80906	80689	10289	80358	124944	31313	26595	131358	2166857
2	—	—	—	—	—	—	—	—	123
3	—	—	—	—	—	—	—	—	0
4	13334	2706	11892	112181	95214	6378	13600	243547	1877724
5	—	—	—	—	—	—	—	5416	54558
6	—	—	—	134737	—	—	—	10000	2986733
7	—	—	—	5285	—	—	—	2066	79516
8	—	173	689	14658	4581	49	—	22650	375905
9	—	—	—	—	—	—	—	5653	9542
10	—	—	—	10069	2354	4580	—	—	120624
11	—	—	—	—	—	50973	—	—	50973
12	—	21534	175	—	—	—	—	—	184214
13	—	—	400	—	—	—	—	—	10400
14	—	330	484	—	—	—	—	252968	379491
15	—	6777	1000	—	—	—	1964	11363	312886
16	—	—	—	—	—	—	—	—	0
17	—	—	—	—	—	—	—	—	5300
18	—	—	250	754031	4800	331113	1290	67184	3887167
19	—	—	—	—	—	—	—	-158	-53750
20	94240	112209	25179	1111319	231893	424406	43449	752047	12448263
21	—	—	—	211	—	—	—	—	295
22	94240	112209	25179	1111108	231893	424406	43449	752047	12447968

(A) Includes Rs.8922 thousands spent out of advances from the Contingency Fund during 1999-2000 and recouped to the Fund during the year 2008-09.

No. 11-B-4405-ACCOUNT of CAPITAL OUTLAY on FISHERIES during and to the end of the year 2008-09

	(In thousands of rupees)	
	Expenditure	
	During the year	To end of the year
UNION GOVERNMENT		
001- Direction and Administration	983	983
101-Inland Fisheries	9142	110285
102-Estuarine/Brackish Water Fisheries	--	25958
103-Marine Fisheries	2997	1242696
104-Fishing Harbour and Landing Facilities	--	4
105-Processing, Preservation and Marketing	--	9350
109-Extension and Training	20686	349982
190-Investments in Public Sector and other Undertakings	--	69716
191-Fishermen's Cooperatives	--	805
796-Tribal Area Sub-Plan	550	18066
800-Other Expenditure	51420	423697
Total: Union Government	85778	2251542
UNION TERRITORY GOVERNMENT PUDUCHERRY		
001-Direction and Administration	--	--
104-Fishing Harbour and Landing Facilities	46629	257055
105-Processing, Preservation and Marketing	--	107
191-Fishermen's Co-operatives	--	--
195-Investments in Fishermen's Co-operatives	45	8521
Total: Government of Puducherry	46674	265683
STATE GOVERNMENTS ANDHRA PRADESH		
101-Inland Fisheries	506	33096
102-Estuarine /Brackish Water Fisheries	--	67933
103-Marine Fisheries	--	960
104-Fishing Harbour and Landing Facilities	53684	359298
190-Investments in Public Sector and other Undertakings	--	66171
195-Investment in Co-operatives	--	78380
799-Suspense	--	29
800-Other Expenditure	23012	84664
901-Deduct - Receipts and Recoveries on Capital Account	--	--
Total: Government of Andhra Pradesh	77202	690531
ARUNACHAL PRADESH		
800-Other Expenditure	2500	40349
Total: Government of Arunachal Pradesh	2500	40349
ASSAM		
051-Construction	--	1834
101-Inland Fisheries	--	750
103-Marine Fisheries	--	2617
190-Investments in Public Sector and other Undertakings	--	10494
191-Fishermen's Co-operatives	--	1574
800-Other Expenditure	--	11862
Total: Government of Assam	0	29131

No. 11-B-4405-ACCOUNT of CAPITAL OUTLAY on FISHERIES during and to the end of the year 2008-09-Contd.

	(In thousands of rupees)	
	Expenditure	
	During the year	To end of the year
BIHAR		
190-Investment in Public Sector and Other Undertakings	--	17474
191-Fishermen's Co-operatives	--	1608
Total: Government of Bihar	0	19082
CHHATTISGARH		
101-Inland Fisheries	4550	4550
109-Extension and Training	--	--
191-Fishermen's Co-operatives	--	--
796-Tribal Area Sub-Plan	5199	31410
800-Other Expenditure	--	6995
Total: Government of Chhattisgarh	9749	42955
NCT DELHI		
101-Inland Fisheries	136	18590
800-Other Expenditure	--	26
Total: Government of NCT DELHI	136	18616
GOA		
101-Inland Fisheries	12850	119929
102-Estuarine/Brackish Water Fisheries	--	26307
103-Marine Fisheries	--	19252
105-Processing, Preservation and Marketing	--	16336
800-Other Expenditure	349	15979
Total: Government of Goa	13199	197803
GUJARAT		
101-Inland Fisheries	--	23771
104-Fishing Harbour and Landing Facilities	--	4724
105-Processing, Preservation and Marketing	--	9082
109-Extension and Training	--	4427
190-Investments in Public Sector and other Undertakings	--	50205
191-Fishermen's Co-operatives	-229	77208
796-Tribal Area Sub-plan	--	16095
800-Other Expenditure	--	7979
Total: Government of Gujarat	-229	193491
HARYANA		
101-Inland Fisheries	24750	29469
Total: Government of Haryana	24750	29469
HIMACHAL PRADESH		
001-Direction and Administration	1025	17558
101-Inland Fisheries	7452	142293
105-Processing, Preservation and Marketing	--	6175
109-Extension and Training	1067	20505
190-Investments in Public Sector and other Undertakings	--	971
796-Tribal Area Sub-plan	--	16340
Total: Government of Himachal Pradesh	9544	203842

No. 11-B-4405-ACCOUNT of CAPITAL OUTLAY on FISHERIES during and to the end of the year 2008-09-Contd.

	(In thousands of rupees)	
	Expenditure	
	During the year	To end of the year
JAMMU AND KASHMIR		
001-Direction and Administration	156	104563
052-Machinery and Equipment	-	526
101-Inland Fisheries	621	37924
102-Estuarine -Brackish Water Fisheries	-	407
103-Marine Fisheries	-	1269
104-Fishing Harbour and Landing Facilities	-	-
105-Processing, Preservation and Marketing	-	1999
109-Extension and Training	-	1148
191-Fisherman's Co-operatives	-	1330
800-Other Expenditure	97459	827852
Total: Government of Jammu and Kashmir	98236	977018
JHARKHAND		
101-Inland Fisheries	-	-
102-Estuarine/Brackish Water Fisheries	-	-
103-Marine Fisheries	-	-
191-Fishermen's Co-operatives	-	-
789-Special Component Plan for Schedules Castes	8240	15863
800-Other Expenditure	37062	163008
Total: Government of Jharkhand	45302	178871
KARNATAKA		
101-Inland Fisheries	-	23695
103-Marine Fisheries	35113	459502
104-Fishing Harbour and Landing Facilities	12139	144451
190-Investments in Public Sectors and other Undertakings	-	158141
195-Investments in Cooperatives	-39	70467
800-Other Expenditure	385	260046
Total: Government of Karnataka	47598	1116302
KERALA		
101-Inland Fisheries	9116	219162
102-Estuarine/Brackish Water Fisheries	-	186532
103-Marine Fisheries	500	529830
104-Fishing Harbour and Landing Facilities	153467	1908881
105-Processing, Preservation and Marketing	-	12670
190-Investments in Public Sector and other Undertakings	-	52675
195-Investments in Fishermen's Co-operatives	-	212226
800-Other Expenditure	134909	742389
Total: Government of Kerala	297992	3864365

No. 11-B-4405-ACCOUNT of CAPITAL OUTLAY on FISHERIES during and to the end of the year 2008-09-Contd.

	(In thousands of rupees)	
	Expenditure	
	During the year	To end of the year
MADHYA PRADESH		
101-Inland Fisheries	1994	69249
109-Extension and Training	—	2625
190-Investments in Public Sector and other Undertakings	—	5131
191-Fishermen's Co-operatives	—	83
789-Special Component Plan for Schedules Castes	666	12573
796-Tribal Area Sub-Plan	716	11241
800-Other Expenditure	—	1565
Total: Government of Madhya Pradesh	3376	102467 (A)
MAHARASHTRA		
101-Inland Fisheries	57679	362625
102-Estuarine/Brackish Water Fisheries	—	2384
103-Marine Fisheries	45664	568144
104-Fishing Harbour and Landing Facilities	—	105180
109-Extension and Training	—	3686
190-Investments in Public Sector and other Undertakings	2750	27538
191-Fishermen's Co-operatives	222739	1572097
796-Tribal Area Sub-Plan	2520	51848
800-Other Expenditure	—	-3591 (B)
901-Deduct-Receipts and Recoveries on Capital Account	-1139	-16681
Total: Government of Maharashtra	330213	2673230
MANIPUR		
101-Inland Fisheries	—	4137
109-Extension and Training	—	14442
191-Fishermen's Co-operatives	—	201
800-Other Expenditure	426	15948
Total: Government of Manipur	426	34728
MEGHALAYA		
191-Fishermen's Co-operatives	—	1167
800-Other Expenditure	997	10347
Total: Government of Meghalaya	997	11514
MIZORAM		
001-Direction and Administration	—	4396
101-Inland Fisheries	—	44563
105-Processing Preservation and Marketing	—	5432
109-Extension and Training	2250	4500
191-Fishermen's Co-operatives	—	454
Total-Government of Mizoram	2250	59345

(A) Includes Rs. 15278 thousands yet to be apportioned between Madhya Pradesh and Chhattisgarh.

(B) Minus expenditure is due to receipts and recoveries being more than the expenditure.

No. 11-B-4405-ACCOUNT of CAPITAL OUTLAY on FISHERIES during and to the end of the year 2008-09-Contd.

	(In thousands of rupees)	
	Expenditure	
	During the year	To end of the year
NAGALAND		
001-Direction and Administration	5000	50155
101-Inland Fisheries	23000	87514
800-Other Expenditure	—	1325
Total: Government of Nagaland	28000	138994
ORISSA		
101-Inland Fisheries	—	116552
102-Estuarine/Brackish Water Fisheries	—	307858
103-Marine Fisheries	2200	371893
104-Fishing Harbour and Landing Facilities	—	36111
105-Processing, Preservation and Marketing	—	2616
109-Extension and Training	—	220
190-Investments in Public Sector and other Undertakings	—	36652
191-Fishermen's Co-operatives	—	4063
195-Investments in Co-operatives	—	2591
789-Special Component Plan for Scheduled Castes	1000	1763
796-Tribal Area Sub-Plan	—	4810
800-Other Expenditure	—	13706
Total: Government of Orissa	3200	898835
PUNJAB		
101-Inland Fisheries	—	9563
800-Other Expenditure	—	43056
Total: Government of Punjab	0	52619
RAJASTHAN		
101-Inland Fisheries	875	50778
796-Tribal Area Sub-Plan	—	16036
Total: Government of Rajasthan	875	66814
SIKKIM		
101-Inland Fisheries	5334	51882
Total: Government of Sikkim	5334	51882
TAMIL NADU		
101-Inland Fisheries	25844	184975
102-Estuarine/Brackish Water Fisheries	—	58
103-Marine Fisheries	—	81947
104-Fishing Harbour and Landing Facilities	31847	342934
105-Processing, Preservation and Marketing	—	28811

No. 11-B-4405-ACCOUNT of CAPITAL OUTLAY on FISHERIES during and to the end of the year 2008-09-Concl'd.

	(In thousands of rupees)	
	Expenditure	
	During the year	To end of the year
TAMIL NADU		
109-Extension and Training	--	878
190-Investments in Public Sector and other Undertakings	--	44552
191-Fishermen's Co-operatives	--	11129
799-Suspense	--	9717
800-Other Expenditure	200000	217999
901- Deduct- Receipts and Recoveries on Capital Account	--	-3
Total: Government of Tamil Nadu	257691	922997
TRIPURA		
101-Inland Fisheries	--	47323
191-Fishermen's Co-operatives	--	25
800- other Expenditure	--	4983
Total: Government of Tripura	0	52331
UTTAR PRADESH		
101-Inland Fisheries	--	28056
190-Investments in Public Sector and other Undertakings	--	28092
Total: Government of Uttar Pradesh	0	(A) 56148
UTTARAKHAND		
001-Direction and Administration.	7893	21893
101-Inland Fisheries	14287	67387
190-Investments in Public Sector and other Undertakings	--	--
Total : Government of Uttarakhand	22180	89280
WEST BENGAL		
101-Inland Fisheries	10000	250898
102-Estuarine/Brackish Water Fisheries	--	421
190-Investments in Public Sector and other Undertakings	--	55121
191-Fishermen's Co-opertave	--	30858
789-Special Component Plan for Scheduled Castes	100753	749004
796-Tribal Area Sub-Plan	48236	51491
800-Other Expenditure	--	9509
Total: Government of West Bengal	158989	1147302
Total: Capital Outlay on Fisheries	1571962	16477536

(A) Includes Rs. 56148 thousands yet to be apportioned between Uttar Pradesh and Uttarakhand.

**No. 11-C-6405-ACCOUNT of LOANS for FISHERIES showing the amounts ADVANCED and REPaid
during the year ended 31st March, 2009 and the BALANCES of such LOANS at the
commencement and at the end of the year 2008-09**

	(In thousands of rupees)										
	Union Government	U.T. Govt. Puducherry	STATE GOVERNMENTS							Goa	Item No.
			Andhra Pradesh	Arunachal Pradesh	Assam	Bihar	Chhattisgarh	NCT Delhi			
101 - Inland Fisheries-											
Balance 1st April, 2008	—	—	—	—	—	—	—	—	—	1	
Advanced during the year	—	—	—	—	—	—	—	—	—	2	
Repaid during the year	—	—	—	—	—	—	—	—	—	3	
Balance 31st March, 2009	0	0	0	0	0	0	0	0	0	4	
103-Marine Fisheries-											
Balance 1st April, 2008	—	—	—	—	—	—	—	—	—	5	
Advanced during the year	—	—	—	—	—	—	—	—	—	6	
Repaid during the year	—	—	—	—	—	—	—	—	—	7	
Balance 31st March, 2009	0	0	0	0	0	0	0	0	0	8	
105-Processing, Preservation and Marketing-											
Balance 1st April, 2008	19542	3084	183	—	—	—	—	—	—	9	
Advanced during the year	—	—	—	—	—	—	—	—	—	10	
Repaid during the year	—	—	—	—	—	—	—	—	—	11	
Balance 31st March, 2009	19542	3084	183	0	0	0	0	0	0	12	
106-Mechanisation of fishing crafts-											
Balance 1st April, 2008	-345	-31	—	—	—	—	—	—	2320	13	
Advanced during the year	—	—	—	—	—	—	—	—	—	14	
Repaid during the year	60 (A)	15	—	—	—	—	—	—	—	15	
Balance 31st March, 2009	-405	-46	0	0	0	0	0	0	2320	16	
190-Loans to Public Sector and other Undertakings-											
Balance 1st April, 2008	—	—	19282	—	—	26028	—	—	—	17	
Advanced during the year	—	—	—	—	—	—	—	—	—	18	
Repaid during the year	—	—	—	—	—	—	—	—	—	19	
Balance 31st March, 2009	0	0	19282	0	0	26028	0	0	0	20	

(A) Adverse balance is under investigation.

No. 11-C-6405-ACCOUNT of LOANS for FISHERIES showing the amounts ADVANCED and REPAID during the year ended 31st March, 2009 and the BALANCES of such LOANS at the commencement and at the end of the year 2008-09-Contd.

(In thousands of rupees)

Item No.	STATE GOVERNMENTS								Total carried over
	Gujarat	Haryana	Himachal Pradesh	Jammu and Kashmir	Jharkhand	Karnataka	Kerala	Madhya Pradesh	
1	—	—	—	—	—	—	—	—	0
2	—	—	—	—	—	—	—	—	0
3	—	—	—	—	—	—	—	—	0
4	0	0	0	0	0	0	0	0	0
5	—	—	—	—	—	—	—	—	0
6	—	—	—	—	—	—	—	—	0
7	—	—	—	—	—	—	—	—	0
8	0	0	0	0	0	0	0	0	0
9	—	—	—	—	—	1363	108	—	24280
10	—	—	—	—	—	—	—	—	0
11	—	—	—	—	—	—	—	—	0
12	0	0	0	0	0	1363	108	0	24280
13	7123	—	—	—	—	—26	—	—	9041
14	—	—	—	—	—	—	—	—	0
15	647	—	—	—	—	23	—	—	745
16	6476	0	0	0	0	(A) -49	0	0	8296
17	149586	—	—	—	—	—	50545	—	245441
18	—	—	—	—	—	—	—	—	0
19	790	—	—	—	—	—	—	—	790
20	148796	0	0	0	0	0	50545	0	244651

(A) Minus balance is under investigation.

Loans and Advances

No. 11-C-6405-ACCOUNT of LOANS for FISHERIES showing the amounts ADVANCED and REPAYED during the year ended 31st March, 2009 and the BALANCES of such LOANS at the commencement and at the end of the year 2008-09-Contd.

	Total brought forward	STATE GOVERNMENTS						Item No.
		Maharashtra	Manipur	Meghalaya	Mizoram	Nagaland	Orissa	
(In thousands of rupees)								
101 - Inland Fisheries-								
Balance 1st April,2008	0	-	-	-	-	-	4000	1
Advanced during the year	0	-	-	-	-	-	-	2
Repaid during the year	0	-	-	-	-	-	-	3
Balance 31st March, 2009	0	0	0	0	0	0	4000	4
103-Marine Fisheries-								
Balance 1st April,2008	0	-	-	-	-	-	1465	5
Advanced during the year	0	-	-	-	-	-	-	6
Repaid during the year	0	-	-	-	-	-	-	7
Balance 31st March, 2009	0	0	0	0	0	0	1465	8
105-Processing, Preservation and Marketing-								
Balance 1st April,2008	24280	-	-	-	-	-	-	9
Advanced during the year	0	-	-	-	-	-	-	10
Repaid during the year	0	-	-	-	-	-	-	11
Balance 31st March, 2009	24280	0	0	0	0	0	0	12
106-Machanisatlon of fishing crafts-								
Balance 1st April,2008	9041	280	-	-	-	-	654	13
Advanced during the year	0	-	-	-	-	-	-	14
Repaid during the year	745	-	-	-	-	-	-	15
Balance 31st March, 2009	8296	280	0	0	0	0	654	16
190-Loans to Public Sector and other Undertakings-								
Balance 1st April,2008	245441	224493	-	-	-	-	29603	17
Advanced during the year	0	-	-	-	-	-	-	18
Repaid during the year	790	-	-	-	-	-	-	19
Balance 31st March, 2009	244651	224493	0	0	0	0	29603	20

No. 11-C-6405-ACCOUNT of LOANS for FISHERIES showing the amounts ADVANCED and REPAYED during the year ended 31st March, 2009 and the BALANCES of such LOANS at the commencement and at the end of the year 2008-09-Contd.

(In thousands of rupees)

Item No.	STATE GOVERNMENTS								Total
	Punjab	Rajasthan	Sikkim	Tamil Nadu	Tripura	Uttar Pradesh	Uttarakhand	West Bengal	
1	--	--	--	--	--	--	--	--	4000
2	--	--	--	--	--	--	--	--	0
3	--	--	--	--	--	--	--	--	0
4	0	0	0	0	0	0	0	0	4000
5	--	--	--	--	--	--	--	--	1465
6	--	--	--	--	--	--	--	--	0
7	--	--	--	--	--	--	--	--	0
8	0	0	0	0	0	0	0	0	1465
9	--	--	--	--	--	--	--	--	24280
10	--	--	--	--	--	--	--	--	0
11	--	--	--	--	--	--	--	--	0
12	0	0	0	0	0	0	0	0	24280
13	--	--	--	10408	--	--	--	175045	195428
14	--	--	--	--	--	--	--	--	0
15	--	--	--	--	--	--	--	--	745
16	0	0	0	10408	0	0	0	175045	194683
17	--	--	--	16300	--	--	--	20150	535987
18	--	--	--	--	--	--	--	--	0
19	--	--	--	--	--	--	--	--	790
20	0	0	0	16300	0	0	0	20150	535197

Loans and Advances

No.11-C-6405-ACCOUNT of LOANS for FISHERIES showing the amounts ADVANCED and REPAID during the year ended 31st March, 2009 and the BALANCES of such LOANS at the commencement and at the end of the year 2008-09-Contd.

Item No.	STATE GOVERNMENTS								Total carried over
	Gujarat	Haryana	Himachal Pradesh	Jammu and Kashmir	Jharkhand	Karnataka	Kerala	Madhya Pradesh	
1	32656	7	-	-	-	14506	526950	2351	652468
2	-	-	-	-	-	400	136100	329	136829
3	-	-	-	-	-	5589	-	102	6341
4	32656	7	0	0	0	9317	663050	2578	782956
5	-	-	-	-	-	-	-	-	-
6	-	-	-	-	-	-	-	-	-
7	-	-	-	-	-	-	-	-	-
8	0	0	0	0	0	0	0	0	0
9	-	-	-	-	-	-	-	-	0
10	-	-	-	-	-	-	-	-	0
11	-	-	-	-	-	-	-	-	0
12	0	0	0	0	0	0	0	0	0
13	-	-	-	-	-	-	-	3	694
14	-	-	-	-	-	-	-	-	0
15	-	-	-	-	-	-	-	-	0
16	0	0	0	0	0	0	0	3	694
17	(A) -11	2483	-	-	-	17919	66983	-	1030179
18	-	-	-	-	-	-	5000	-	5690
19	-11	-	-	-	-	23	-	-	532
20	0	2483	0	0	0	17896	71983	0	1035337
21	189354	2490	0	0	0	33762	644586	2354	1962103
22	0	0	0	0	0	400	141100	329	142519
23	1426	0	0	0	0	5635	0	102	8408
24	187928	2490	0	0	0	28527	785686	2581	2096214
25	-	-	-	-	-	-	-	-	318

(A) Minus balances are under investigation.

Loans and Advances

No. 11-C-6405-ACCOUNT of LOANS for FISHERIES showing the amounts ADVANCED and REPAID during the year ended 31st March, 2009 and the BALANCES of such LOANS at the commencement and at the end of the year 2008-09-Contd.

	Total brought forward	STATE GOVERNMENTS						Item No.
		Maharashtra	Manipur	Meghalaya	Mizoram	Nagaland	Orissa	
(In thousands of rupees)								
195-Fishermen's Co-operatives-								
Balance 1st April,2008	652468	1042198	--	--	--	--	34393	1
Advanced during the year	136829	273593	--	--	--	--	--	2
Repaid during the year	6341	106198	--	--	--	--	--	3
Balance 31st March, 2009	782956	1209593	0	0	0	0	34393	4
199-Loans to Trading and other Non-Government Institutions-								
Balance 1st April,2008	--	--	--	--	--	--	--	5
Advanced during the year	--	--	--	--	--	--	--	6
Repaid during the year	--	--	--	--	--	--	--	7
Balance 31st March, 2009	0	0	0	0	0	0	0	8
789-Special Component Plan for Scheduled Castes/Scheduled Tribes-								
Balance 1st April,2008	0	--	--	--	--	--	--	9
Advanced during the year	0	--	--	--	--	--	--	10
Repaid during the year	0	--	--	--	--	--	--	11
Balance 31st March, 2009	0	0	0	0	0	0	0	12
796-Tribal Area Sub-plan-								
Balance 1st April,2008	694	20	--	--	--	--	--	13
Advanced during the year	0	--	--	--	--	--	--	14
Repaid during the year	0	--	--	--	--	--	--	15
Balance 31st March, 2009	694	20	0	0	0	0	0	16
800-Other Loans-								
Balance 1st April,2008	1030179	6406	6536	--	--	297	12319	17
Advanced during the year	5690	--	--	--	--	--	--	18
Repaid during the year	532	--	--	--	--	--	--	19
Balance 31st March, 2009	1035337	6406	6536	0	0	297	12319	20
Total: Loans for Fisheries								
Balance 1st April,2008	1962103	1273397	6536	0	0	297	82434	21
Advanced during the year	142519	273593	0	0	0	0	0	22
Repaid during the year	8408	106198	0	0	0	0	0	23
Balance 31st March, 2009	2096214	1440792	6536	0	0	297	82434	24
Interest received and credited to revenue	318	--	--	--	--	--	--	25

COMBINED FINANCE AND REVENUE ACCOUNTS OF THE UNION AND STATE GOVERNMENTS IN INDIA FOR THE YEAR 2008-09

**No. 11-C-6405-ACCOUNT of LOANS for FISHERIES showing the amounts ADVANCED and REPaid
during the year ended 31st March, 2009 and the BALANCES of such LOANS at the
commencement and at the end of the year 2008-09-Concl'd.**

Item No.	STATE GOVERNMENTS								Total
	Punjab	Rajasthan	Sikkim	Tamil Nadu	Tripura	Uttar Pradesh	Uttarakhand	West Bengal	
1	--	--	--	18880	--	45	--	202959	1850943
2	--	--	--	--	--	--	--	--	410422
3	--	--	--	--	--	--	--	122	112661
4	0	0	0	18880	0	45	0	202837	2248704
5	--	--	--	42	--	--	--	--	42
6	--	--	--	--	--	--	--	--	0
7	--	--	--	--	--	--	--	--	0
8	0	0	0	42	0	0	0	0	42
9	--	--	--	--	--	--	--	1013409	1013409
10	--	--	--	--	--	--	--	79950	79950
11	--	--	--	--	--	--	--	--	0
12	0	0	0	0	0	0	0	1093359	1093359
13	--	--	--	--	--	--	--	20000	20714
14	--	--	--	--	--	--	--	10000	10000
15	--	--	--	--	--	--	--	--	0
16	0	0	0	0	0	0	0	30000	30714
17	--	33	478	63988	1451	212	--	10360	1132259
18	--	--	--	--	--	--	--	--	5690
19	--	--	--	--	--	--	--	--	532
20	0	33	478	63988	1451	212	0	10360	1137417
21	0	33	478	109618	1451	257	0	1441923	4878527
22	0	0	0	0	0	0	0	89950	506062
23	0	0	0	0	0	0	0	122	114728
24	0	33	478	109618	1451	257	0	1531751	5269861
25	--	--	--	--	--	--	--	--	318

(A) Rs.257 thousands are yet to be apportioned between Uttar Pradesh and Uttarakhand.

Loans and Advances

No. 12-0406-ACCOUNT of RECEIPTS from FORESTRY AND WILD LIFE for the year ended 31st March, 2009

	Union Government	U.T. Govt. Puducherry	STATE GOVERNMENTS							Item No.
			Andhra Pradesh	Arunachal Pradesh	Assam	Bihar	Chhattisgarh	NCT Delhi	Goa	
(In thousands of rupees)										
01-Forestry-										
101-Sale of Timber and other forest produce	65627	-	633675	40181	161438	19885	166460	-	11058	1
102-Receipts from social and farm forestries	-	-	-	-	6974	-	7	-	-	2
103-Receipts from environmental forestry	7840	-	-	-	556682	-	-	-	-	3
104-Receipts from Forest Plantations	59	-	-	94	3958	-	-	-	-	4
110-Grants from I.C.A.R.	-	-	-	-	-	-	-	-	-	5
112-Rasin and Terpentine Factories	-	-	-	-	-	-	-	-	-	6
201-State Trading in Tendu Patta	-	-	-	-	-	-	-	-	-	7
202-State Trading in Minor Forest Produce	-	-	-	-	-	-	-	-	-	8
203-State Trading in Timber Produce	-	-	-	-	-	-	2460712	-	-	9
204-State Trading in Bamboos	-	-	-	-	-	-	81717	-	-	10
206-State Trading in Khair	-	-	-	-	-	-	-	-	-	11
800-Other Receipts	21827	18	297177	82860	391922	39564	513992	759	17886	12
900-Deduct-Refunds	-	-	-	-	-	-	-	-	-	13
Total: 01	95353	18	930852	123135	1120974	59449	3222888	759	28944	14
02-Environmental Forestry and Wild Life-										
101-Sale of Timber and other forest produce	-	-	-	-	-	-	-	-	-	15
111-Zoological Park	-	-	457	-	5604	-	-	-	-	16
112-Public Gardens	1	-	887	-	1258	-	-	-	-	17
800-Other Receipts	24445	254	-	1892	28554	2041	-	-	-	18
900-Deduct-Refunds	-	-	-	-	-	-	-	-	-	19
Total: 02	24446	254	1344	1892	35416	2041	0	0	0	20
Total: Receipts from Forestry and Wild Life	119799	272	932196	125027	1156390	61490	3222888	759	28944	21

No. 12-0406-ACCOUNT of RECEIPTS from FORESTRY AND WILD LIFE for the year ended 31st March, 2009-Contd.

Item No.	STATE GOVERNMENTS								Total carried over
	Gujarat	Haryana	Himachal Pradesh	Jammu and Kashmir	Jharkhand	Karnataka	Kerala	Madhya Pradesh	
1	302548	5	453222	143123	31461	878391	2111440	189898	5208412
2	-	-	-	431	-	-	-	29927	37339
3	-	-	-	-	-	-	-	598	565120
4	-	-	-	-	-	-	-	-	4111
5	-	-	-	-	-	-	-	-	0
6	-	-	-	-	-	-	-	-	0
7	-	-	-	-	-	-	-	445661	445661
8	-	-	-	-	-	-	-	368	368
9	-	-	-	-	-	-	-	4793329	7254041
10	-	-	-	-	-	-	-	271498	353215
11	-	-	-	-	-	-	-	1981	1981
12	122245	407437	100623	11883	40551	383510	127715	1122795	3682764
13	-19724	-	-	-	-	-1171	-2104	-16	-23015
14	405069	407442	553845	155437	72012	1260730	2237051	6856039	17529997
15	-	-	-	-	-	-	-	-	0
16	-	-	-	-	-	-	-	-	6061
17	-	-	-	52538	-	8455	-	-	63139
18	-	-	182	108095	10	-	-	1	165474
19	-	-	-	-	-	-	-	-	0
20	0	0	182	160633	10	8455	0	1	234674
21	405069	407442	554027	316070	72022	1269185	2237051	6856040	17764671

Economic Services

No. 12-0406-ACCOUNT of RECEIPTS from FORESTRY AND WILD LIFE for the year ended 31st March, 2009-Contd.

	Total brought forward	STATE GOVERNMENTS						Item No.
		Maharashtra	Manipur	Meghalaya	Mizoram	Nagaland	Orissa	
(In thousands of rupees)								
01-Forestry-								
101-Sale of Timber and other forest produce	5208412	2398302	9953	143149	8171	3745	1345888	1
102-Receipts from social and farm forestries	37339	14047	--	81	--	725	--	2
103-Receipts from environmental forestry	565120	--	--	--	2	--	--	3
104-Receipts from Forest Plantations	4111	--	--	--	--	315	--	4
110-Grants from I.C.A.R.	0	--	--	--	--	--	--	5
112-Rasin and Terpentine Factories	0	--	--	--	--	--	--	6
201-State Trading in Tendu Patta	445661	--	--	--	--	--	--	7
202-State Trading in Minor Forest Produce	368	--	--	--	--	--	--	8
203-State Trading in Timber Produce	7254041	--	--	--	--	--	--	9
204-State Trading in Bamboos	353215	--	--	--	--	--	--	10
206-State Trading in Chair	1981	--	--	--	--	--	--	11
800-Other Receipts	3682764	60492	--	27470	13844	42918	31252	12
900-Deduct-Refunds	-23015	--	--	--	--	--	--	13
Total: 01	17529997	2472841	9953	170700	22017	47703	1377140	14
02-Environmental Forestry and Wild Life-								
101-Sale of Timber and other forest produce	--	--	--	--	--	--	--	15
111-Zoological Park	6061	--	295	826	--	--	15719	16
112-Public Gardens	63139	--	--	2053	--	--	--	17
800-Other Receipts	165474	125422	--	--	--	75	--	18
900-Deduct-Refunds	0	-685	--	--	--	--	--	19
Total: 02	234674	124737	295	2879	0	75	15719	20
Total: Receipts from Forestry and Wild Life	17764671	2597578	10248	173579	22017	47778	1392859	21

No. 12-0406-ACCOUNT of RECEIPTS from FORESTRY AND WILD LIFE for the year ended 31st March, 2009-Concl'd.

Item No.	STATE GOVERNMENTS								Total
	Punjab	Rajasthan	Sikkim	Tamil Nadu	Tripura	Uttar Pradesh	Uttarakhand	West Bengal	
1	98554	379399	16110	313254	33482	331104	--	179716	10469239
2	6287	--	--	229065	610	--	--	3233	291387
3	--	--	--	--	--	--	--	--	565122
4	--	--	--	--	--	--	--	--	4426
5	--	--	--	--	--	--	--	--	0
6	--	--	--	--	--	--	--	--	0
7	--	--	--	--	--	--	--	--	445661
8	--	--	--	--	--	--	--	--	368
9	--	--	--	--	--	--	--	--	7254041
10	--	--	--	--	--	--	--	--	353215
11	--	--	--	--	--	--	--	--	1981
12	49777	133743	94721	284381	19725	2384616	2071558	258927	9156188
13	--	--	--	-190	--	--	--	--	-23205
14	154618	513142	110831	826510	53817	2715720	2071558	441876	28518423
15	--	--	--	--	--	--	--	--	0
16	--	15179	169	--	1884	--	--	--	40133
17	599	14489	457	--	--	3295	--	350	84382
18	--	34553	1105	--	--	161	--	11120	337910
19	--	--	--	--	--	--	--	--	-685
20	599	64221	1731	0	1884	3456	0	11470	461740
21	155217	577363	112562	826510	55701	2719176	2071558	453346	28980163

Economic Services

No. 12-A-2406-ACCOUNT of EXPENDITURE on FORESTRY AND WILD LIFE for the year ended 31st March, 2009

(In thousands of rupees)

	Union Government	U.T. Govt. Puducherry	STATE GOVERNMENTS							Item No.
			Andhra Pradesh	Arunachal Pradesh	Assam	Bihar	Chhattisgarh	NCT Delhi	Goa	
01-Forestry-										
001-Direction and Administration	150638	--	1516059	305194	919738	45731	72432	2622	100778	1
003-Education and Training	302291	--	12952	7794	--	3600	28813	--	--	2
004-Research	1147300	--	--	18208	--	--	--	--	1749	3
005-Survey and Utilization of Forest Resources	196280	--	--	10045	35739	--	874	--	--	4
013-Statistics	20240	--	--	--	--	--	--	--	--	5
070-Communications and Buildings	8151	--	--	3198	99268	12746	135210	--	--	6
101-Forest Conservation, Development and Regeneration	318243	--	723175	5861	136027	536424	2225184 (A)	--	30019	7
102-Social and Farm Forestry	46833	23230	4080	46058	38237	--	295430	123999	36256	8
105-Forest Produce	97098	--	--	9178	96807	4000	--	--	--	9
109-Extension and Training	--	--	--	--	--	--	--	--	--	10
111-Departmental Working of Forest Coupes and Depots	--	--	--	--	--	--	--	--	--	11
112-Public Gardens	--	--	--	--	--	--	--	--	--	12
190-Assistance to Public Sector and Other Undertakings	--	--	--	--	--	--	--	--	--	13
196-Assistance to Zila Parishads/District level Panchayats	--	--	--	--	--	--	--	--	--	14
198-Assistance to Gram Panchayats	13950	--	--	--	--	--	--	--	--	15
203-State Trading in Timber	--	--	--	--	--	--	622495	--	--	16
204-State Trading in Bamboo	--	--	--	--	--	--	118532	--	--	17
206-State Trading in Khajur	--	--	--	--	--	--	--	--	--	18
502-Expenditure awaiting transferred to other head of account	--	--	--	--	--	--	--	--	--	19
789-Special Component Plan for Scheduled Castes	--	--	201459	--	17300	--	199927	--	1045	20
794-Special Central Assistance for Tribal Sub-plan	--	--	--	--	--	--	--	--	--	21
796-Tribal Area Sub-plan	1473	--	267840	--	6780	--	1126044	--	13630	22
797-Transfer to/from Reserve Funds and Deposit Accounts	--	--	--	--	--	--	128130	--	--	23
800-Other Expenditure	32813	--	--	944	326924	87920	184316	--	10176	24
902-Deduct - Amount met from Special Fund for Compensatory Afforestation	--	--	--	--	--	--	--	--	--	25
911-Deduct Recoveries of Overpayments	-14	--	--	--	--	-11	--	--	-39	26
Total: 01	2335296	23230	2725565	406480	1676820	690410	5137387	126621	193614	27
02-Environmental Forestry and Wild Life										
001-Direction & Administration	--	--	--	--	--	--	--	--	--	28
110-Wild Life Preservation	795647	--	146358	125879	140238	46776	198238	29777	39587	29
111-Zoological Park	67437	--	42268	21068	131441	32664	32448	--	--	30
112-Public Gardens	--	5416	70443	11082	5958	--	--	24885	--	31
196-Assistance to Zila Parishads/District level Panchayats	500	--	--	--	--	--	--	--	--	32
789-Special Component Plan for Scheduled Castes	--	--	7297	--	--	--	--	--	--	33
796-Tribal Area Sub-Plan	3671	--	3983	--	--	--	140083	--	--	34
797-Transfer to/from Reserve Fund and Deposit Accounts	--	--	--	--	--	--	--	--	--	35
798-International Co-operation	15551	--	--	--	--	--	--	--	--	36
800-Other Expenditure	516	--	--	268936	--	22	18774	1459	--	37
902-Deduct Amount met from PAM Fund	--	--	--	--	--	--	--	--	--	38
911-Deduct - Recoveries of Overpayment	-1711	--	--	--	--	--	--	--	-2	39
Total: 02	881611	5416	270349	426965	277637	79462	389543	56121	39585	40
04-Afforestation and Ecology Development										
101-National Afforestation and Ecology Development Programme	3604841	--	--	--	--	--	--	--	--	41
911-Deduct - Recoveries of Overpayment	-3238	--	--	--	--	--	--	--	--	42
Total: 04	3601603	0	0	0	0	0	0	0	0	43
Total: Expenditure on Forestry and Wild Life	6818510	28646	2995914	833445	1954457	769872	5526930	182742	233199	44
Charged	--	--	--	--	--	--	146999	20	--	45
Voted	6818510	28646	2995914	833445	1954457	769872	5379931	182722	233199	46

(A) Rs.128130 thousands booked under Major Head 2406-01-102 recouped from Forest Development Fund.

COMBINED FINANCE AND REVENUE ACCOUNTS OF THE UNION AND STATE GOVERNMENTS IN INDIA FOR THE YEAR 2008-09

No. 12-A-2406-ACCOUNT of EXPENDITURE on FORESTRY AND WILD LIFE for the year ended 31st March, 2009-Contd.

(In thousands of rupees)

Item No.	STATE GOVERNMENTS								Total carried over
	Gujarat	Haryana	Himachal Pradesh	Jammu and Kashmir	Jharkhand	Karnataka	Kerala	Madhya Pradesh	
1	1043620	397136	1303620	1117141	165744	1244658	627532	188584	9201227
2	--	12951	--	--	14342	26610	21652	39624	470629
3	--	--	--	--	24263	49565	7019	29500	1277604
4	93335	1341	--	--	25782	61278	2792	--	427466
5	--	--	--	--	--	--	5334	--	25574
6	23660	30871	21900	2975	--	5089	8161	--	351229
7	20708	27891	408952	4079	760014	307602	351023	4661931	10517133
8	--	1106518	680759	--	45341	1475669	21580	459078	4403068
9	24352	77250	6485	112148	48699	205404	197662	--	879083
10	--	--	--	--	--	--	--	--	0
11	--	--	--	--	--	--	--	--	0
12	--	--	--	--	--	--	--	--	0
13	--	--	--	--	--	--	--	--	0
14	--	--	--	--	--	508837	--	--	508837
15	--	--	--	--	--	16166	--	--	30116
16	--	--	--	--	--	--	--	649903	1272398
17	--	--	--	--	--	--	--	182146	300678
18	--	--	--	--	--	--	--	216	216
19	--	--	--	--	--	--	--	--	0
20	--	110213	190549	--	104111	--	--	93281	917885
21	--	--	--	--	--	--	--	--	0
22	276977	--	106521	--	655545	--	--	1649417	4104227
23	--	--	--	--	--	118865	100861	--	347856
24	54583	6948	5268	616949	82070	2837	325544	80903	1818195
25	--	--	--	--	--	-26135	-12707	--	-38842
26	-156	--	--	--	--	--	-1536	--	-1756
27	1537079	1771119	2724054	1853292	1925911	3996445	1654917	8034583	36812823
28	--	--	--	142199	--	--	--	--	142199
29	422324	53360	81273	100739	81769	550346	281161	866606	3960078
30	4179	--	15416	--	--	10000	--	--	356921
31	55935	--	--	86484	--	135309	--	--	395512
32	--	--	--	--	--	--	--	--	500
33	--	--	--	--	--	--	--	--	7297
34	14268	--	16129	--	55236	--	--	54221	287591
35	--	--	--	--	--	26372	--	--	26372
36	--	--	--	--	--	--	--	--	15551
37	--	4942	--	216	--	--	--	--	294865
38	--	--	--	--	--	-35532	--	--	-35532
39	--	--	--	--	--	--	-9	--	-1722
40	496706	58302	112818	329638	137005	686495	281152	920827	5449632
41	--	--	--	--	--	--	--	--	3604841
42	--	--	--	--	--	--	--	--	-3238
43	0	0	0	0	0	0	0	0	3604841
44	2033785	1829421	2836872	2182930	2062916	4682940	1936069	8955410	45867296
45	5421	3535	--	--	--	120086	--	1358	277419
46	2028364	1825886	2836872	2182930	2062916	4562854	1936069	8954052	45586639

Economic Services

No. 12-A-2406-ACCOUNT of EXPENDITURE on FORESTRY AND WILD LIFE for the year ended 31st March, 2009-Contd.

(In thousands of rupees)

	Total brought forward	STATE GOVERNMENTS						Item No.
		Maharashtra	Manipur	Meghalaya	Mizoram	Nagaland	Orissa	
01-Forestry-								
001-Direction and Administration	9201227	593998	168193	142927	218216	204094	109874	1
003-Education and Training	470629	--	3201	9017	9719	--	19704	2
004-Research	1277604	--	--	--	--	--	18107	3
005-Survey and Utilization of Forest Resources	427466	--	2469	14539	8847	1400	42419	4
013-Statistics	25574	--	499	2396	--	--	4735	5
070-Communications and Buildings	351229	60575	8375	17231	2837	1090	75399	6
101-Forest Conservation, Development and Regeneration	10517133	3593817	2244	50828	80389	68950	935640	7
102-Social and Farm Forestry	4403068	255820	35171	96310	19201	8328	375116	8
105-Forest Produce	879083	572961	15658	65657	864	--	6397	9
109-Extension and Training	0	11867	--	--	--	--	625	10
111-Departmental Working of Forest Coupes and Depots	0	--	--	--	--	--	14520	11
	0	--	--	--	--	--	--	12
190-Assistance to Public Sector and Other Undertakings	0	11121	--	3670	--	--	--	13
196-Assistance to Zila Parishads	508837	--	--	--	--	--	--	14
198-Assistance to Gram Parishads	30116	--	--	--	--	--	--	15
203-State Trading in Timber	1272398	--	--	--	--	--	--	16
204-State Trading in Bamboo	300678	--	--	--	--	--	--	17
206-State Trading in Khajur	216	--	--	--	--	--	--	18
502-Expenditure awaiting transferred to other head of account	0	--	--	--	--	--	--	19
789-Special Component Plan for Scheduled Castes	917885	--	--	--	--	--	225708	20
794-Special Central Assistance for Tribal Sub-plan	0	--	--	--	--	--	--	21
796-Tribal Area Sub-plan	4104227	105466	--	--	--	--	625841	22
797-Transfer to/from Reserve Funds and Deposit Accounts	347856	--	--	--	--	--	--	23
800-Other Expenditure	1818195	270129	38598	20441	42294	48704	646	24
902-Deduct - Amount met from Special Fund for Compensatory Afforestation	-38842	--	--	--	--	--	--	25
911-Deduct Recoveries of Overpayments	-1756	-533	--	--	--	--	-170	26
Total: 01	36812823	5475221	274408	423016	382367	332566	2454561	27
02-Environmental Forestry and Wild Life-								
001-Direction & Administration	142199	--	--	--	--	--	--	28
110-Wild Life Preservation	3960078	643962	32597	67753	66666	4885	260130	29
111-Zoological Park	356921	--	2500	1999	--	1472	75063	30
112-Public Gardens	395512	46027	--	9902	--	1056	20020	31
196-Assistance to Zila Parishads	500	--	--	--	--	--	--	32
789-Special Component Plan for Scheduled Castes	7297	--	--	--	--	--	32276	33
796-Tribal Area Sub-Plan	287591	--	--	--	--	--	80412	34
797-Transfer to/from Reserve Fund and Deposit Accounts	26372	--	--	--	--	--	--	35
798-International Co-operation	15551	--	--	--	--	--	--	36
800-Other Expenditure	294865	13136	--	29396	--	2353	2813	37
902-Deduct Amount met from PAM Fund	-35532	--	--	--	--	--	--	38
911-Deduct - Recoveries of Overpayments	-1722	--	--	--	--	--	--	39
Total: 02	5449632	703125	35097	109050	66666	9766	470714	40
04-Afforestation and Ecology Development								
101-National Afforestation and Ecology Development Programme	3604841	--	--	--	--	--	--	41
911-Deduct - Recoveries of Overpayments	-3238	--	--	--	--	--	--	42
Total: 04	3604841	0	0	0	0	0	0	43
Total: Expenditure on Forestry and Wild Life	45867296	6178346	309505	532066	449033	342332	2925275	44
Charged	277419	47	--	273	--	--	217	45
Voted	45586639	6178299	309505	531793	449033	342332	2925058	46

COMBINED FINANCE AND REVENUE ACCOUNTS OF THE UNION AND STATE GOVERNMENTS IN INDIA FOR THE YEAR 2008-09.

No. 12-A-2406-ACCOUNT of EXPENDITURE on FORESTRY AND WILD LIFE for the year ended 31st March, 2009-Concl'd.

(In thousands of rupees)

Item No.	STATE GOVERNMENTS								Total
	Punjab	Rajasthan	Sikkim	Tamil Nadu	Tripura	Uttar Pradesh	Uttarakhand	West Bengal	
1	369602	2175780	122726	901917	307864	1853814	1378594	905584	18654410
2	--	--	1850	29637	5607	--	--	--	549364
3	--	--	6100	--	--	--	--	--	1301811
4	--	--	9769	--	535	--	--	2743	510187
5	--	--	3029	--	--	--	--	--	36233
6	--	--	--	16245	11088	17485	12500	61640	635694
7	--	188190	24748	42242	60164	59700	1786	135390	15761221
8	357820	48579	45373	319922	39811	16090	124792	188917	6334318
9	--	--	5711	40593	1012	5000	284846	47480	1925262
10	--	--	--	--	--	--	--	--	12492
11	--	--	--	--	--	--	--	--	14520
12	--	--	--	--	--	--	--	--	0
13	--	--	--	--	--	--	--	--	14791
14	--	108800	840	--	--	--	--	--	618477
15	--	--	3042	--	--	--	--	--	33158
16	--	--	--	--	--	--	--	--	1272398
17	--	--	--	--	--	--	--	--	300678
18	--	--	--	--	--	--	--	--	216
19	--	--	--	--	--	--	--	--	0
20	--	--	3635	--	--	--	--	47535	1194763
21	--	--	--	--	--	--	--	--	0
22	--	74002	4999	12486	--	--	19066	41099	4987186
23	--	--	--	12853	--	--	--	--	360709
24	--	--	3216	150594	16490	302584	1076297	39528	3827716
25	--	--	-660	-6150	--	--	--	--	-45652
26	--	--	-39	--	--	--	--	-73	-2571
27	727422	2595351	234339	1520339	442571	2254673	2897881	1469843	58297381
28	--	--	--	--	--	--	--	--	142199
29	--	407461	44855	44647	16238	106993	96883	216301	5969449
30	37769	2000	11443	34371	--	28794	--	70815	623147
31	1592	113413	12690	--	--	97106	--	107208	804526
32	--	--	--	--	--	--	--	--	500
33	--	--	--	--	--	--	--	222	39795
34	--	--	--	--	--	--	--	16658	384661
35	--	--	--	--	--	--	--	--	26372
36	--	--	--	--	--	--	--	--	15551
37	--	--	--	2054	--	--	--	57290	401907
38	--	--	--	--	--	--	--	--	-35532
39	--	--	--	--	--	--	--	--	-1722
40	39361	522874	68988	81072	16238	232893	96883	468494	8370853
41	--	--	--	--	--	--	--	--	3604841
42	--	--	--	--	--	--	--	--	-3238
43	0	0	0	0	0	0	0	0	3601603
44	766783	3118225	303327	1601411	458809	2487566	2994764	1938337	70269837
45	2524	1477	--	2	--	155	--	--	282114
46	764259	3116748	303327	1601409	458809	2487411	2994764	1938337	69987723

Economic Services

No. 12-B-4406-ACCOUNT of CAPITAL OUTLAY on FORESTRY AND WILD LIFE during and to the end of the year 2008-09

	(In thousands of rupees)	
	Expenditure	
	During the year	To end of the year
UNION GOVERNMENT		
01-Forestry-		
070-Communication and Buildings	104560	1246950
101-Forest Conservation, Development and Regeneration	303128	950132
102-Social and Farm Forestry	—	21629
105-Forest Produce	86014	173308
796-Tribal Area Sub-Plan	4196	13692
797-Transfer to/from Reserve Funds and Deposit Accounts	—	-92
800-Other Expenditure	3564	42326
Total: 01	501462	2447945
02-Environmental Forestry and Wild Life-		
110-Wild Life	18602	146743
111-Zoological Park	—	310
796- Tribal Area Sub Plan	3342	9134
800-Other Expenditure	916	15295
Total: 02	22860	171482
Total: Union Government	524322	2619427
UNION TERRITORY GOVERNMENT		
PUDUCHERRY		
02-Environmental Forestry and Wild Life-		
112-Public Gardens	—	105
Total: Government of Puducherry	0	105
STATE GOVERNMENTS		
ANDHRA PRADESH		
01-Forestry-		
001-Direction and Administration	—	18
070-Communication and Buildings	—	14155
101-Forest Conservation, Development and Regeneration	5566	851753
190-Investments in Public Sector and Other Undertakings	—	202095
800-Other Expenditure	—	5000
Total: 01	5566	1073021
02-Environmental Forestry and Wild Life-		
111-Zoological Park	—	6001
800-Other Expenditure	—	467
Total: 02	0	6468
Total: Government of Andhra Pradesh	5566	1079489
ARUNACHAL PRADESH		
01-Forestry-		
070-Communication and Buildings	—	62191
190-Investments in Public Sector and Other Undertakings	—	90000
800-Other Expenditure	—	18713
Total: Government of Arunachal Pradesh	0	170904

No. 12-B-4406-ACCOUNT of CAPITAL OUTLAY on FORESTRY AND WILD LIFE during and to the end of the year 2008-09-Contd.

	(In thousands of rupees)	
	Expenditure	
	During the year	To end of the year
ASSAM		
01-Forestry-		
070-Communication and Buildings	--	1917
101-Forest Conservation, Development and Regeneration	--	4829
190-Investments in Public Sector and other Undertakings	--	1138
Total: Government of Assam	0	7884
BIHAR		
01-Forestry-		
070-Communication and Buildings	9982	41016
101-Forest Conservation, Development and Regeneration	--	55125
105-Forest Produce	--	2000
796-Tribal Area Sub-plan	--	118074
800-Other Expenditure	--	7292
Total: 01	9982	223507
02-Environmental Forestry and Wild Life-		
112-Public Gardens	--	1494
Total: 02	0	1494
Total: Government of Bihar	9982	225001
CHHATTISGARH		
01-Forestry-		
070-Communication and Buildings	20838	163849
101-Forest Conservation, Development and Regeneration	106273	474851
102-Social and Farm Forestry	--	251
190-Investments in Public Sector and other Undertakings	--	--
796-Tribal Area Sub-Plan	118873	363492
800-Other expenditure	12525	38823
Total: Government of Chhattisgarh	258509	1041266
NCT DELHI		
01-Forestry-		
070-Communication and Buildings	--	55401
101-Forest Conservation, Development and Regeneration	--	13229
800-Other Expenditure	--	70694
Total : 01	0	139324
02-Environmental Forestry and Wild Life-		
110-Wild Life	39957	1729823
112-Public Gardens	19979	191314
Total : 02	59936	1921137
TOTAL: Government of NCT Delhi	59936	2060461
Charged	--	1318596
Voted	59936	741865

No. 12-B-4406-ACCOUNT of CAPITAL OUTLAY on FORESTRY AND WILD LIFE during and to the end of the year 2008-09-Contd.

	(In thousands of rupees)	
	Expenditure	
	During the year	To end of the year
GOA		
01-Forestry-		
070-Communication and Buildings	6574	56621
800-Other Expenditure	11000	28114
02-Environmental Forestry and Wild Life-		
111-Zoological Parks	--	7788
Total : 02	17574	92523
80-General-		
190-Investments in Public Sector and Other Undertakings	--	25000
800-Other Expenditure	--	6763
Total : 80	0	31763
Total: Government of Goa	17574	124286
GUJARAT		
01-Forestry-		
070-Communication and Buildings	33538	221471
101-Forest Conservation, Development and Regeneration	1321726	18137290
105-Forest Produce	16500	45756
794-Special Central Assistance for Tribal Sub-Plan	--	105415
796-Tribal Area Sub-plan	1239586	7651892
800-Other Expenditure	--	4930
Total: Government of Gujarat	2611350	26166754
HARYANA		
01-Forestry-		
190-Investments in Public Sector and other undertakings	--	2000
02-Environmental Forestry and wild life		
111-Zoo Logical Park	13700	13700
Total: Government of Haryana	13700	15700
HIMACHAL PRADESH		
01-Forestry-		
070-Communication and Buildings	34275	291452
101-Forest Conservation, Development and Regeneration	--	2000
102-Social and Farm Forestry	--	32031
112-Rosin and Turpentine Factories	--	14101
796-Tribal Area Sub-plan	29185	252207
800-Other Expenditure	30522	125166
Total: 01	93982	716957
02-Environmental Forestry and Wild Life-		
110-Wild Life	4638	57118
111-Zoological Parks	1500	33254
796-Tribal Area Sub-plan	--	3500
Total: 02	6138	93872
Total: Government of Himachal Pradesh	100120	810829

No. 12-B-4406-ACCOUNT of CAPITAL OUTLAY on FORESTRY AND WILD LIFE during and to the end of the year 2008-09-Contd.

	(In thousands of rupees)	
	During the year	To end of the year
JAMMU AND KASHMIR		
01-Forestry-		
070-Communication and Buildings	2197	63112
101-Forest Conservation, Development and Regeneration	--	4943
102-Social and Farm Forestry	--	11304
105-Forest Produce	--	28578
800-Other Expenditure	333387	2248897
Total: 01	335584	2356834
02-Environmental Forestry and wild Life-		
110-Wild Life	4501	15621
112-Public Gardens	143236	524139
800-Other Expenditure	44289	117416
Total: 02	192026	657176
Total: Government of Jammu and Kashmir	527610	3014010
JHARKHAND		
01-Forestry-		
070-Communication and Buildings	--	--
190-Investments in Public Sector and other Undertakings	--	500
Total:01	0	500
Total: Government of Jharkhand	0	500
KARNATAKA		
01-Forestry-		
070-Communication and Buildings	18196	199026
102-Social and Farm Forestry - Forestry and Environment Project for Eastern Plains	12594	342135
190-Investments in Public Sector and Other Undertakings	--	164035
800-Other Expenditure	--	11182
Total: 01	30790	716378
02-Environmental Forestry and Wild Life-		
111-Zoological Parks	--	129
Total: 02	0	129
Total: Government of Karnataka	30790	716507
KERALA		
01-Forestry-		
070-Communication and Buildings	23570	384159
101-Forest Conservation, Development and Regeneration	--	1728
102-Social and Farm Forestry	--	139570
105-Forest Produce	42734	697395
190-Investments in Public Sector and Other Undertakings	--	83631
800-Other Expenditure	58907	184223
Total : 01	125211	1490706
02-Environmental Forestry and Wild Life-		
110-Wild Life	--	10638
Total :02	0	10638
Total: Government of Kerala	125211	1501344

No. 12-B-4406-ACCOUNT of CAPITAL OUTLAY on FORESTRY AND WILD LIFE during and to the end of the year 2008-09-Contd.

	(In thousands of rupees)	
	During the year	To end of the year
MADHYA PRADESH		
01-Forestry-		
070-Communication and Buildings	234712	1254250
101-Forest Conservation, Development and Regeneration	10388	91074
102-Social and Farm Forestry	—	39744
105- Forest Produce	—	46853
190-Investments in Public Sector and Other undertaking	—	377008
796-Tribal Area Sub-plan	—	209439
800-Other Expenditure	—	348745
Total: Government of Madhya Pradesh	245100	2367113
MAHARASHTRA		
01-Forestry-		
070-Communication and Buildings-	156108	290958
101-Forest Conservation, Development and Regeneration-	163115	1247558
102-Social and Farm Forestry	60932	2179310
105-Forest Produce	—	34811
190-Investments in Public Sector and Other Undertakings	—	259109
796-Tribal Area Sub-plan	32084	735337
800-Other Expenditure	—	34282
Total: 01	412239	4781365
02-Environmental Forestry and Wild Life-		
110-Wild Life	—	53854
111-Zoological Praks	—	2619
800-Other Expenditure	—	—
Total: 02	0	56473
Total: Government of Maharashtra	412239	4837838
MANIPUR		
02-Environmental Forestry and Wild Life-		
112-Public Gardens	—	447
800-Other Expenditure	—	296
901-Deduct-Receipts and Recoveries on Capital Account	—	-1
Total: Government of Manipur	0	742
MEGHALAYA		
01-Forestry		
070-Communication and Buildings	91383	247161
105-Forest Produce	—	6696
190-Investments in Public Sector and Other Undertakings	—	15619
800-Other Expenditure	—	13690
Total: Government of Meghalaya	91383	283166

(A) Includes Rs. 1637403 thousands yet to be apportioned between Madhya Pradesh and Chhattisgarh.

No. 12-B-4406-ACCOUNT of CAPITAL OUTLAY on FORESTRY AND WILD LIFE during and to the end of the year 2008-09-Contd.

	(In thousands of rupees)	
	Expenditure	
	During the year	To end of the year
MIZORAM		
01-Forestry-		
070-Communication and Buildings	—	17988
101-Forest Conservation, Development and Regeneration	—	50413
102-Social and Farm Forestry	27100	78435
800-Other Expenditure	400	104097
Total : 01	27500	250933
02-Environmental Forestry and Wild Life-		
110-Wild Life	—	40362
Total : 02	0	40362
Total: Government of Mizoram	27500	291295
NAGALAND		
01-Forestry-		
051-Construction	—	800
070-Communication and Buildings	155319	334069
190-Investments in Public Sector and other Undertakings	—	190000
800-Other Expenditure	20470	49970
Total: Government of Nagaland	175789	574839
ORISSA		
01-Forestry-		
070-Communication and Buildings	7500	584545
102-Social and Farm Forestry	76814	1098824
190-Investments in Public Sector and Other Undertakings	—	48550
201-Government Trading in Tendu Leaves	290390	4272707
789-Special Component Plan for Ssheduled Castes	32708	125097
796-Tribal Area Sub-plan	60489	549892
800-Other Expenditure	54480	289002
901-Deduct-Receipts and Recoveries on Capital Accounts	—	-1434252
Total : 01	522381	5534365
02-Environmental Forestry and Wild Life-		
112-Public Gardens	—	1426
800-Other Expenditure	—	1196
Total : 02	0	2622
Total: Government of Orissa	522381	5536987
PUNJAB		
01-Forestry-		
070-Communication and Buildings	—	555
102-Social and Farm Forestry	—	543141
800-Other Expenditure	—	4544
Total: 01	0	548240
02-Environmental Forestry and Wild Life-		
111-Zoological Parks	—	1084
Total: 02	0	1084
Total: Government of Punjab	0	549324

No. 12-B-4406-ACCOUNT of CAPITAL OUTLAY on FORESTRY AND WILD LIFE during and to the end of the year 2008-09-Contd.

	(In thousands of rupees)	
	During the year	To end of the year
RAJASTHAN		
01-Forestry-		
070-Communication and Buildings	300	28532
101-Forest Conservation, Development and Regeneration	84299	262601
102-Social & Farm Forestry	19768	3980859
105-Forest Produce	-	66558
190-Investments in Public Sector and Other Undertakings	-	1675
789-Special component Plan for Scheduled Casts	7455	11477
796-Tribal Area Sub-Plan	13000	1199836
800-Other Expenditure	159404	278357
Total 01	284226	5829895
02-Eniornmental Forestry and Wild Life-		
110-Wild Life	4725	84653
111-Zoological Park	1000	35863
800-Other Expenditure	949	60834
Total 02	6674	181350
Total: Government of Rajasthan	290900	6011245
SIKKIM		
01-Forestry-		
070-Communication and Buildings	2598	25810
101-Forest Conserevation, Development and Regeneration	28810	86769
105-Forest Produce	-	3896
Total : 01	31408	116475
02-Enviornmental Forestry and Wild Life		
112-Public Gardens	14580	32049
Total: 02	14580	32049
Total: Governmer.* of Sikkim	45988	148524
TAMIL NADU		
01-Forestry-		
070-Communication and Buildings	58937	644257
101-Forest Conservation, Development and Regeneration	72422	625232
102-Social and Farm Forestry	914368	11428522
105-Forest Produce	64411	496956
190-Investments in Public Sector and Other Undertakings	-	37600
796-Tribal Area Sub-plan	31139	163386
800-Other Expenditure	64529	363463
Total: 01	1205806	13759416
02-Environmental Forestry and Wild Life-		
110-Wild Life	123605	735389
111-Zoological Parks	33935	144623
800-Other Expenditure	-	15108
Total: 02	157540	895120
Total: Government of Tamil Nadu	1363346	14654536

(A) Includes Rs. (-81) thousands adjusted proforma in rectification of misclassification during previous years.

No. 12-B-4406-ACCOUNT of CAPITAL OUTLAY on FORESTRY AND WILD LIFE during and to the end of the year 2008-09-Conclid.

	(In thousands of rupees)	
	Expenditure	
	During the year	To end of the year
TRIPURA		
01-Forestry-		
101-Forest Conservation Development and Regeneration	4813	52086
102-Social and Farm Forestry	--	178126
800-Other Expenditure	313225	534474
Total: 01	318038	764686
02-Enviornmental Forestry and Wild Life		
110-Wild Life	3540	5227
Total : 02	3540	5227
Total:of Government of Tripura	321578	769913
UTTAR PRADESH		
01-Forestry-		
070-Communication and Buildings	--	569
101-Forest Conservation, Development and Regeneration	--	3275
102-Special Component Plan for Scheduled Castes	2071302	8237803
112-Rosin and Turpentine Factories	--	16987
800-Other Expenditure	343221	379763
Total 01	2414523	8638397
02-Environmental Forestry and Wild Life-		
110-Wild Life	30995	206823
111-Zoological Park	--	14130
112-Public Garden	--	10000
800-Other Expenditure	--	20970
Total 02	30995	251923
Total: Government of Uttar Pradesh	2445518	8890320
UTTARAKHAND		
01-Forestry-		
070-Communication and Buildings	--	--
101-Forest Conservation, Development and Regeneration	173520	1112225
112-Rosin and Turpentine Factories	--	--
796-Tribal Area Sub Plan	--	1100
800-Other Expenditure	--	--
Total 01	173520	1113325
02-Environmental Forestry and Wild Life		
112-Public Garden	--	--
800-Other Expenditure	--	--
Total 02	0	0
Total: Government of Uttarakhand	173520	1113325
WEST BENGAL		
01-Forestry-		
190-Investments in Public Sector and Other Undertakings	--	83566
789-Special Component Plan for Scheduled Castes	90764	161267
796-Tribal Area Sub Plan	32931	53367
800-Other Expenditure	114324	255180
Total: Government of West Bengal	238019	553380
Total: Capital Outlay on Forestry and Wild Life	10637931	86136272

No. 12-C-6406-ACCOUNT of LOANS for FORESTRY AND WILD-LIFE showing the amounts ADVANCED and REPAID during the year ended 31st March, 2009 and the BALANCES of such LOANS at the commencement and at the end of the year 2008-09-Contd.

Item No.	STATE GOVERNMENTS								Total carried over
	Gujarat	Haryana	Himachal Pradesh	Jammu and Kashmir	Jharkhand	Karnataka	Kerala	Madhya Pradesh	
1	5974	--	--	--	--	1053	--	--	514563
2	--	--	--	--	--	885	--	--	95885
3	--	--	--	--	--	--	--	--	0
4	5974	0	0	0	0	1938	0	0	610448
5	--	--	--	--	--	--	--	--	997
6	--	--	--	--	--	--	--	--	0
7	--	--	--	--	--	--	--	--	0
8	0	0	0	0	0	0	0	0	997
9	2129	--	--	164	--	151759	--	498966	663604
10	--	--	--	--	--	--	--	--	0
11	--	--	--	--	--	--	--	(A) -2	-2
12	2129	0	0	164	0	151759	0	498968	663606
13	--	--	--	--	--	30000	78792	--	110954
14	--	--	--	--	--	--	10000	--	10000
15	--	--	--	--	--	--	--	--	0
16	0	0	0	0	0	30000	88792	0	120954
17	74	--	--	--	--	--	--	119155	153063
18	--	--	--	--	--	--	--	--	0
19	--	--	--	--	--	--	--	7237	24680
20	74	0	0	0	0	0	0	111918	128383
21	--	--	--	--	--	--	--	--	0
22	--	--	--	--	--	--	--	--	0
23	--	--	--	--	--	--	--	--	0
24	0	0	0	0	0	0	0	0	0
25	8177	0	0	164	0	182812	78792	618121	1443181
26	0	0	0	0	0	885	10000	0	105885
27	0	0	0	0	0	0	0	7235	24678
28	8177	0	0	164	0	183697	88792	610886	1524388
29	--	--	--	--	--	--	--	--	0

(A) Minus figure is due to non-apportionment of balances.

(B) Includes Rs. 478803 thousands yet to be apportioned between Madhya Pradesh and Chhattisgarh.

Loans and Advances

No. 12-C-6406-ACCOUNT of LOANS for FORESTRY AND WILD LIFE showing the amounts ADVANCED and REPAID during the year ended 31st March, 2009 and the BALANCES of such LOANS at the commencement and at the end of the year 2008-09-Contd.

	Total brought forward	STATE GOVERNMENTS						Item No.
		Maharashtra	Manipur	Meghalaya	Mizoram	Nagaland	Orissa	
(In thousands of rupees)								
101-Forest conservation, Development and Regeneration-								
Balance 1st April, 2008	514563	27130	--	--	--	--	32	1
Advanced during the year	95885	--	--	--	--	--	--	2
Repaid during the year	0	--	--	--	--	--	--	3
Balance 31st March, 2009	610448	27130	0	0	0	0	32	4
103-Environmental Forestry and Wild Life-								
Balance 1st April, 2008	997	--	--	--	--	--	--	5
Advanced during the year	0	--	--	--	--	--	--	6
Repaid during the year	0	--	--	--	--	--	--	7
Balance 31st March, 2009	997	0	0	0	0	0	0	8
104-Forestry-								
Balance 1st April, 2008	663604	-190590	--	--	--	--	599	9
Advanced during the year	0	--	--	--	--	--	--	10
Repaid during the year	-2	8171 (A)	--	--	--	--	--	11
Balance 31st March, 2009	663606	-198761	0	0	0	0	599	12
190-Loans to Public Sector and other Undertakings-								
Balance 1st April, 2008	110954	--	--	--	--	--	--	13
Advanced during the year	10000	--	--	--	--	--	--	14
Repaid during the year	0	--	--	--	--	--	--	15
Balance 31st March, 2009	120954	0	0	0	0	0	0	16
796-Tribal Area Sub-plan-								
Balance 1st April, 2008	153063	1779	--	--	--	--	--	17
Advanced during the year	0	--	--	--	--	--	--	18
Repaid during the year	24680	--	--	--	--	--	--	19
Balance 31st March, 2009	128383	1779	0	0	0	0	0	20
800-Other Loans-								
Balance 1st April, 2008	0	--	--	--	--	--	--	21
Advanced during the year	0	--	--	--	--	--	--	22
Repaid during the year	0	--	--	--	--	--	--	23
Balance 31st March, 2009	0	0	0	0	0	0	0	24
Total: Loans for Forestry and Wild Life-								
Balance 1st April, 2008	1443181	-161681	0	0	0	0	631	25
Advanced during the year	105885	0	0	0	0	0	0	26
Repaid during the year	24678	8171	0	0	0	0	0	27
Balance 31st March, 2009	1524388	-169852	0	0	0	0	631	28
Interest received and credited to revenue	0	--	--	--	--	--	--	29

(A) Minus-balance is under investigation.

No. 12-C-6406-ACCOUNT of LOANS for FORESTRY AND WILD LIFE showing the amounts ADVANCED and REPAID during the year ended 31st March, 2009 and the BALANCES of such LOANS at the commencement and at the end of the year 2008-09-Concl.

Item No.	STATE GOVERNMENTS								Total
	Punjab	Rajasthan	Sikkim	Tamil Nadu	Tripura	Uttar Pradesh	Uttarakhand	West Bengal	
1	0	--	448	--	--	--	--	--	542173
2	--	--	--	--	--	--	--	--	95885
3	--	--	--	--	--	--	--	--	0
4	0	0	448	0	0	0	0	0	638058
5	--	--	--	--	--	--	--	--	997
6	--	--	--	--	--	--	--	--	0
7	--	--	--	--	--	--	--	--	0
8	0	0	0	0	0	0	0	0	997
9	380	--	--	--	--	202	--	16000	490195
10	--	--	--	--	--	--	--	--	0
11	--	--	--	--	--	--	--	--	8169
12	380	0	0	0	0	202	0	16000	482026
13	--	--	--	--	--	--	--	--	110954
14	--	--	--	--	--	--	--	--	10000
15	--	--	--	--	--	--	--	--	0
16	0	0	0	0	0	0	0	0	120954
17	--	--	--	--	--	--	--	--	154842
18	--	--	--	--	--	--	--	--	0
19	--	--	--	--	--	--	--	--	24680
20	0	0	0	0	0	0	0	0	130162
21	1868	--	--	--	--	1	--	--	1869
22	--	--	--	--	--	--	--	--	0
23	--	--	--	--	--	--	--	--	0
24	1868	0	0	0	0	1	0	0	1869
25	2248	0	448	0	0	203	0	16000	1301030
26	0	0	0	0	0	0	0	0	105885
27	0	0	0	0	0	0	0	0	32849
28	2248	0	448	0	0	(A) 203	0	16000	1374066
29	--	--	--	--	--	--	--	--	0

(A) An amount for Rs.203 thousands is yet to be apportioned between Uttar Pradesh and Uttarakhand.

Loans and Advances

No. 13-0407 - ACCOUNT of RECEIPTS from PLANTATIONS for the year ended 31st March, 2009

(In thousands of rupees)

	Union Government	STATE GOVERNMENTS									Item No
		Andhra Pradesh	Arunachal Pradesh	Assam	Bihar	Chhattisgarh	NCT Delhi	Himachal Pradesh	Jammu and Kashmir	Jharkhand	
01-Tea-											
015-Cess	--	--	--	--	--	--	--	--	--	--	1
800-Other Receipts	325	--	--	--	--	--	--	156	--	--	2
02-Coffee-											
015-Cess	--	--	--	--	--	--	--	--	--	--	3
800-Other Receipts	41	--	--	--	--	--	--	--	--	--	4
03-Rubber-											
015-Cess	--	--	--	--	--	--	--	--	--	--	5
800-Other Receipts	18	--	--	--	--	--	--	--	--	--	6
900-Deduct Refunds	--	--	--	--	--	--	--	--	--	--	7
04-Spices-											
015-Cess	--	--	--	--	--	--	--	--	--	--	8
800-Other Receipts	--	--	--	--	--	--	--	--	--	--	9
60-Others-											
533-Jute	--	--	--	--	--	--	--	--	--	--	10
800-Other Receipts	--	--	--	--	--	--	--	--	--	--	11
811-Coconuts	--	--	--	--	--	--	--	--	--	--	12
813-Cashew	--	--	--	--	--	--	--	--	--	--	13
822-Cinchona	--	--	--	--	--	--	--	--	--	--	14
829-Arecaanut	--	--	--	--	--	--	--	--	--	--	15
830-Other Plantations	--	--	--	--	--	--	--	--	--	--	16
900-Deduct - Refunds	--	--	--	--	--	--	--	--	--	--	17
Total : Receipts from Plantations	384	0	0	0	0	0	0	156	0	0	18

No. 13-0407 - ACCOUNT of RECEIPTS from PLANTATIONS for the year ended 31st March, 2009-Concl'd.

(In thousands of rupees)

Item No.	STATE GOVERNMENTS									Total
	Karnataka	Maharashtra	Nagaland	Orissa	Sikkim	Tamil Nadu	Uttar Pradesh	Uttarakhand	West Bengal	
1										0
2					23500					23981
3										0
4	28									69
5										0
6										18
7										0
8										0
9										0
10										0
11										0
12										0
13										0
14									6	6
15										0
16									713	713
17										0
18	28	0	0	0	23500	0	0	0	719	24787

Economic Services

No. 13-A-2407 - ACCOUNT of EXPENDITURE on PLANTATIONS for the year ended 31st March, 2009

	Union Government	U.T.Govt. Puducherry	STATE GOVERNMENTS							Item No
			Andhra Pradesh	Arunachal Pradesh	Assam	Bihar	Chhattisgarh	NCT Delhi	Goa	
(In thousands of rupees)										
01-Tea -										
015-Payment against Collection of Cess	218600	--	--	--	--	--	--	--	--	1
016-Subsidy for replantation	407500	--	--	--	--	--	--	--	--	2
789-Special Component Plan for Schedules Castes	--	--	--	--	--	--	--	--	--	3
797-Transfer to/from Reserve Funds and Deposit Accounts	--	--	--	--	--	--	--	--	--	4
800-Other Expenditure	812530	--	--	--	--	--	--	--	--	5
903-Deduct Amount met from Price Stabilization Fund	-1936	--	--	--	--	--	--	--	--	6
903-Deduct Amount met from the Development Fund for Tea Sector	-40594	--	--	--	--	--	--	--	--	7
911-Deduct -Recoveries of overpayments	--	--	--	--	--	--	--	--	--	8
TOTAL 01	1396100	0	0	0	0	0	0	0	0	9
02-Coffee -										
015-Payment against Collection of Cess	142500	--	--	--	--	--	--	--	--	10
016-Subsidy for Replantation	317783	--	--	--	500	--	--	--	--	11
800-Other Expenditure	537500	--	--	--	--	--	--	--	--	12
911-Deduct-Recoveries of overpayments	--	--	--	--	--	--	--	--	--	13
TOTAL 02	997783	0	0	0	500	0	0	0	0	14
03-Rubber -										
015-Payment against Collection of Cess	1022500	--	--	--	--	--	--	--	--	15
800-Other Expenditure	250000	--	--	--	--	--	--	--	--	16
TOTAL 03	1272500	0	0	0	0	0	0	0	0	17
04-SPICES-										
015-Payment against Collection of Cess	20000	--	--	--	--	--	--	--	--	18
800-Other Expenditure	592500	--	--	--	--	--	--	--	--	19
911-Deduct-Recoveries of overpayments	-12500	--	--	--	--	--	--	--	--	20
TOTAL 04	600000	0	0	0	0	0	0	0	0	21
60-Others -										
797-Transfer to/from Reserve Funds and Deposit Accounts	285	--	--	--	--	--	--	--	--	22
800-Other Expenditure	--	--	--	--	--	--	--	--	--	23
813-Cashew	--	--	--	--	--	--	--	--	--	24
902-Deduct Amount met from Price Stabilization Fund	--	--	--	--	--	--	--	--	--	25
TOTAL 60	285	0	0	0	0	0	0	0	0	26
Total : Expenditure on Plantations	4266668	0	0	0	500	0	0	0	0	27
Charged	--	--	--	--	--	--	--	--	--	28
Voted	4266668	0	0	0	500	0	0	0	0	29

No. 13-A-2407 - ACCOUNT of EXPENDITURE on PLANTATIONS for the year ended 31st March, 2009 - Contd.

Item No	STATE GOVERNMENTS								Total Carried over
	Gujarat	Haryana	Himachal Pradesh	Jammu and Kashmir	Jharkhand	Karnataka	Kerala	Madhya Pradesh	
1	--	--	--	--	--	--	--	--	218600
2	--	--	--	--	--	--	--	--	407500
3	--	--	750	--	--	--	--	--	750
4	--	--	--	--	--	--	--	--	0
5	--	--	6804	--	--	--	--	--	819334
6	--	--	--	--	--	--	--	--	-1936
7	--	--	--	--	--	--	--	--	-40594
8	--	--	--	--	--	--	--	--	0
9	0	0	7554	0	0	0	0	0	1403654
10	--	--	--	--	--	--	--	--	142500
11	--	--	--	--	--	--	--	--	318283
12	--	--	--	--	--	--	--	--	537500
13	--	--	--	--	--	--	--	--	0
14	0	0	0	0	0	0	0	0	998283
15	--	--	--	--	--	--	--	--	1022500
16	--	--	--	--	--	--	--	--	250000
17	0	0	0	0	0	0	0	0	1272500
18	--	--	--	--	--	--	--	--	20000
19	--	--	--	--	--	--	--	--	592500
20	--	--	--	--	--	--	--	--	-12500
21	0	0	0	0	0	0	0	0	600000
22	--	--	--	--	--	--	--	--	285
23	--	--	--	--	--	--	--	--	0
24	--	--	--	--	--	--	--	--	0
25	--	--	--	--	--	--	--	--	0
26	0	0	0	0	0	0	0	0	285
27	0	0	7554	0	0	0	0	0	4274722
28	--	--	--	--	--	--	--	--	0
29	0	0	7554	0	0	0	0	0	4274722

Economic Services

No. 13-A-2407 - ACCOUNT of EXPENDITURE on PLANTATIONS for the year ended 31st March, 2009 - Contd.

(In thousands of rupees)

	Total brought forward	STATE GOVERNMENTS						Item No
		Maharashtra	Manipur	Meghalaya	Mizoram	Nagaland	Orissa	
01-Tea -								
015-Payment against Collection of Cess	218600	--	--	--	--	--	--	1
016-Subsidy for replantation	407500	--	--	--	--	--	--	2
789-Special Component Plan for Schedules Castes	750	--	--	--	--	--	--	3
797-Transfer to/from Reserve Funds and Deposit Accounts	0	--	--	--	--	--	--	4
800-Other Expenditure	819334	--	--	--	--	--	--	5
903-Deduct Amount met from Price Stabilization Fund	-1936	--	--	--	--	--	--	6
903-Deduct Amount met from the Development Fund for Tea Sector	-40594	--	--	--	--	--	--	7
911-Deduct-Recoveries of over payments	0	--	--	--	--	--	--	8
TOTAL 01	1403654	0	0	0	0	0	0	9
02-Coffee -								
015-Payment against Collection of Cess	142500	--	--	--	--	--	--	10
016-Subsidy for Replantation	318283	--	--	--	--	--	--	11
800-Other Expenditure	537500	--	--	--	--	--	--	12
911-Deduct-Recoveries of overpayments	0	--	--	--	--	--	--	13
TOTAL 02	998283	0	0	0	0	0	0	14
03-Rubber -								
015-Payment against Collection of Cess	1022500	--	--	--	--	--	--	15
800-Other Expenditure	250000	--	7	--	--	--	--	16
TOTAL 03	1272500	0	7	0	0	0	0	17
04-SPICES-								
015-Payment against Collection of Cess	20000	--	--	--	--	--	--	18
800-Other Expenditure	592500	--	--	--	--	--	--	19
911-Deduct-Recoveries of overpayments	-12500	--	--	--	--	--	--	20
TOTAL 04	600000	0	0	0	0	0	0	21
60-Others -								
797-Transfer to/from Reserve Funds and Deposit Accounts	285	--	--	--	--	--	--	22
800-Other Expenditure	0	--	--	--	--	--	--	23
813-Cashew	0	--	--	--	--	--	--	24
902-Deduct Amount met from Price Stabilization Fund	0	--	--	--	--	--	--	25
TOTAL 60	285	0	0	0	0	0	0	26
Total : Expenditure on Plantations	4274722	0	7	0	0	0	0	27
Charged	0	--	--	--	--	--	--	28
Voted	4274722	0	7	0	0	0	0	29


No. 13-A-2407 - ACCOUNT of EXPENDITURE on PLANTATIONS for the year ended 31st March, 2009 - Concid.

Item No.	STATE GOVERNMENTS								Total
	Punjab	Rajasthan	Sikkim	Tamil Nadu	Tripura	Uttar Pradesh	Uttarakhand	West Bengal	
1	--	--	--	--	--	--	--	--	218600
2	--	--	--	--	--	--	--	--	407500
3	--	--	--	--	--	--	--	--	750
4	--	--	--	--	--	--	--	--	0
5	--	--	31325	--	2786	--	--	--	853445
6	--	--	--	--	--	--	--	--	-1936
7	--	--	--	--	--	--	--	--	-40594
8	--	--	--	-5343	--	--	--	--	-5343
9	0	0	31325	-5343	2786	0	0	0	1432422
10	--	--	--	--	--	--	--	--	142500
11	--	--	--	--	--	--	--	--	318283
12	--	--	--	--	--	--	--	--	537500
13	--	--	--	--	--	--	--	--	0
14	0	0	0	0	0	0	0	0	998283
15	--	--	--	--	--	--	--	--	1022500
16	--	--	--	--	--	--	--	--	250007
17	0	0	0	0	0	0	0	0	1272507
18	--	--	--	--	--	--	--	--	20000
19	--	--	--	--	--	--	--	--	592500
20	--	--	--	--	--	--	--	--	12500
21	0	0	0	0	0	0	0	0	600000
22	--	--	--	--	--	--	--	--	285
23	--	--	--	--	--	28049	5015	--	33064
24	--	--	--	261	--	--	--	--	261
25	--	--	--	--	--	--	--	--	0
26	0	0	0	261	0	28049	5015	0	33610
27	0	0	31325	-5082	2786	28049	5015	0	4336822
28	--	--	--	--	--	--	--	--	0
29	0	0	31325	-5082	2786	28049	5015	0	4336822

Economic Services

No. 13-B-4407- ACCOUNT of CAPITAL OUTLAY on PLANTATIONS during and to the end of the year 2008-09

	(In thousands of rupees)	
	Expenditure	
	During the year	To end of the year
UNION GOVERNMENT		
01-Tea -		
800-Other Expenditure	150000	468612
03-Rubber-		
800-Other Expenditure	--	156668
60-Others-		
800-Other Expenditure	--	1207
Total : Union Government	150000	626487
STATE GOVERNMENTS		
ASSAM		
01-Tea-		
190-Investments in Public Sector and Other Undertakings	--	56466
Total :Government of Assam	0	56466
GOA		
03-Rubber-		
800-Other Expenditure	--	36666
60-Others-		
800-Other Expenditure	--	50591
813-Cashew	--	40703
Total : Government of Goa	0	127960
KERALA		
03-Rubber-		
190-Investments in Public Sector and Other Undertakings	--	55688
Total :Government of Kerala	0	55688
TAMIL NADU		
01-Tea-		
190-Investments in Tamil Nadu Tea Plantation Corporation Ltd.	--	32826
800-Other Expenditure	--	186
901-Deduct- Receipts and Recoveries on capital account.	--	-20000
03-Rubber-		
190-Investments in Public Sector and Other Undertakings	--	84500
60-Others-		
800-Other Expenditure	--	765319
813-Cashew	--	4562
Total :Government of Tamil Nadu	0	867393
TRIPURA		
01-Tea-		
190-Investments in Tripura Tea Plantation Corporation Ltd.	--	8750
Total :Government of Tripura	0	8750
UTTAR PRADESH		
60-Others-		
796-Tribal Area Sub-Plan	--	208
800-Other Expenditure	56207	350788
Total : Government of Uttar Pradesh	56207	350996
WEST BENGAL		
01-Tea-		
190-Investments in West Bengal Tea Plantation Corporation Ltd.	17211	224591
796- Tribal Area sub plan	--	2000
60-Others-		
800-Other Expenditure	--	766
Total :Government of West Bengal	17211	227357
Total : Capital Outlay on Plantations	223418	2321097



COMBINED FINANCE AND REVENUE ACCOUNTS OF THE UNION AND STATE GOVERNMENTS IN INDIA FOR THE YEAR 2008-09

No. 13-C-6407 - ACCOUNT of LOANS for PLANTATIONS showing the amounts ADVANCED and REPAYED during the year ended 31st March, 2009 and the BALANCES of such LOANS at the commencement and at the end of the year 2008-09-Conclid.

	Union Government	STATE GOVERNMENTS								Total
		Andhra Pradesh	Assam	NCT Delhi	Karnataka	Kerala	Tamil Nadu	Uttar Pradesh	West Bengal	
(In thousands of rupees)										
03-Rubber-										
190-Loans to Public Sector and other Undertakings-										
Balance 1st April, 2008	--	--	--	--	--	--	52642	--	3500	56142
Advanced during the year	--	--	--	--	--	--	--	--	--	0
Repaid during the year	--	--	--	--	--	--	5000	--	--	5000
Balance, 31st March, 2009	0	0	0	0	0	0	47642	0	3500	51142
04-Spices -										
800-Other Loans-										
Balance 1st April, 2008	4	--	--	--	--	--	--	--	--	4
Advanced during the year	--	--	--	--	--	--	--	--	--	0
Repaid during the year	--	--	--	--	--	--	--	--	--	0
Balance, 31st March, 2009	4	0	0	0	0	0	0	0	0	4
60-Others-										
190-Loans to Public Sector and other Undertakings-										
Balance 1st April, 2008	--	--	--	--	--	--	2497	--	--	2497
Advanced during the year	--	--	--	--	--	--	--	--	--	0
Repaid during the year	--	--	--	--	--	--	--	--	--	0
Balance, 31st March, 2009	0	0	0	0	0	0	2497	0	0	2497
800-Other Loans-										
Balance 1st April, 2008	--	637	--	--	--	--	--	15	--	652
Advanced during the year	--	--	--	--	--	--	--	--	--	0
Repaid during the year	--	--	--	--	--	--	--	--	--	0
Balance, 31st March, 2009	0	637	0	0	0	0	0	15	0	652
Total-Loans for Plantations										
Balance 1st April, 2008	411593	637	5000	0	0	0	114714	15	348084	880043
Advanced during the year	0	0	0	0	0	0	0	0	18100	18100
Repaid during the year	36874	0	0	0	0	0	0	0	0	36874
Balance, 31st March, 2009	374719	637	5000	0	0	0	114714	15	366184	861269
Interest received and credited to revenue	41761	--	--	--	--	--	--	--	--	41761

(A) Rs.15 thousands yet to be apportioned between Uttar Pradesh and Uttarakhand.

Loans and Advances

No. 14-0408-ACCOUNT of RECEIPTS from FOOD STORAGE AND WAREHOUSING for the year ended 31st March, 2009

	(In thousands of rupees)									Item No.
	Union Government	U.T. Govt. Puducherry	STATE GOVERNMENTS							
			Andhra Pradesh	Arunachal Pradesh	Assam	Bihar	Chhattisgarh	NCT Delhi	Goa	
101-Food	-	-	-	-	-	-	-	-	-	1
102-Storage and Warehousing	53	-	-	-	-	-	-	-	-	2
103-Nutrition and Subsidiary Food	-	-	-	-	-	-	-	-	-	3
104-Receipts on account of World for Food Programme Commodities under Project No. 259(1)	-	-	-	-	-	-	-	-	-	4
501-Services and Service Fees	-	-	-	-	-	-	-	-	-	5
796-Tribal Area Sub-Plan	-	-	-	-	-	-	-	-	-	6
800-Other Receipts	27653	-	-	2085	14	-	1634	-	-	7
900-Deduct-Refunds	-	-	-	-	-	-	-83	-	-	8
Total: Receipts from Food Storage and Warehousing	27706	0	0	2085	14	0	1551	0	0	9

No. 14-0408-ACCOUNT of RECEIPTS from FOOD STORAGE AND WAREHOUSING for the year ended 31st March, 2009-Contd.

	(In thousands of rupees)								Item No.
	Total brought forward	STATE GOVERNMENTS							
		Maharashtra	Manipur	Meghalaya	Mizoram	Nagaland	Orissa		
101-Food	69708	-	84	-	-	-	12	-	1
102-Storage and Warehousing	7934	-	1279	-	-	-	4	-	2
103-Nutrition and Subsidiary Food	0	4645	-	-	-	-	-	-	3
104-Receipts on account of World for Food Programme Commodities under Project No. 259(1)	0	-	-	-	-	-	-	-	4
501-Services and Service Fees	0	4837	-	-	-	-	-	-	5
796-Tribal Area Sub-Plan	0	-	-	-	-	-	-	-	6
800-Other Receipts	489291	100328	-	-	86	196	-	-	7
900-Deduct-Refunds	-1043	-15	-	-	-	-	-	-	8
Total: Receipts from Food Storage and Warehousing	565890	109795	1363	0	86	212	0	0	9

COMBINED FINANCE AND REVENUE ACCOUNTS OF THE UNION AND STATE GOVERNMENTS IN INDIA FOR THE YEAR 2008-09

No. 14-0408-ACCOUNT of RECEIPTS from FOOD STORAGE AND WAREHOUSING for the year ended 31st March, 2009-Contd.

(In thousands of rupees)

Item No.	STATE GOVERNMENTS								Total carried over
	Gujarat	Haryana	Himachal Pradesh	Jammu and Kashmir	Jharkhand	Karnataka	Kerala	Madhya Pradesh	
1						69708			69708
2				353				7528	7934
3									0
4									0
5									0
6									0
7	457238	5	586					76	489291
8	-66					-757		-137	-1043
9	457172	5	586	353	0	68951	0	7467	565890

No. 14-0408-ACCOUNT of RECEIPTS from FOOD STORAGE AND WAREHOUSING for the year ended 31st March, 2009-Concl'd.

(In thousands of rupees)

Item No.	STATE GOVERNMENTS								Total
	Punjab	Rajasthan	Sikkim	Tamil Nadu	Tripura	Uttar Pradesh	Uttarakhand	West Bengal	
1			699		39				70542
2					3				9220
3									4645
4									0
5									4837
6									0
7					15212			3401695	4006808
8									-1058
9	0	0	699	0	15254	0	0	3401695	4094994

Economic Services

**No. 14-A-2408-ACCOUNT of EXPENDITURE on FOOD STORAGE AND WAREHOUSING for the
year ended 31st March, 2009**

	Union- Government	U.T. Govt. Puducherry	STATE GOVERNMENTS							Item No.
			Andhra Pradesh	Arunachal Pradesh	Assam	Bihar	Chhattisgarh	NCT Delhi	Goa	
(In thousands of rupees)										
01-Food-										
001-Direction and Administration	178829	--	--	--	12213	--	68866	--	11350	1
003-Training	89466	--	--	--	--	--	--	--	--	2
004-Research and Evaluation	18000	--	--	--	--	--	--	--	--	3
101-Procurement and Supply	45656	--	--	--	96945	590187	--	--	--	4
102-Food Subsidies	441753647	36300	--	1365	86513	--	5492039	--	--	5
103-Food Processing	1256779	--	--	--	--	--	--	--	--	6
190-Assistance to Public Sector and Other Undertakings	--	--	--	--	--	--	91554	--	--	7
191-Assistance to Municipal Corporations.	--	--	--	--	--	--	--	--	--	8
195-Assistance to Co-operatives	--	--	--	--	--	--	--	--	--	9
196- Assistance to Zila Parishads/ Distt. Level Panchayats	--	--	--	--	--	--	--	--	--	10
198- Assistance to Gram Panchayat	--	--	--	--	--	--	--	--	--	11
789-Special Component Plan for Scheduled Castes	--	--	--	--	--	--	32690	--	--	12
796-Tribal Area Sub-plan	--	--	--	--	--	--	94092	--	--	13
797-Transfer to/from Reserve Funds and Deposit Accounts	2500000	--	--	--	--	--	--	--	--	14
798-International Co-operation	3368	--	--	--	--	--	--	--	--	15
800-Other Expenditure	5579661	--	--	--	20000	--	--	--	83836	16
902-Deduct-Amount met from sugar Development Fund	-5677378	--	--	--	--	--	--	--	--	17
911-Deduct-Recoveries of Overpayments	-4352	--	--	--	--	--	--	--	-6	18
Total: 01	445743676	36300	0	1365	215671	590187	5779241	0	95180	19
02-Storage and Warehousing-										
001-Direction and Administration	--	--	--	326111	--	--	--	--	--	20
003-Training	6477	--	--	--	--	--	--	--	--	21
004-Research and Evaluation	95442	--	--	--	--	--	--	--	--	22
101-Rural Godowns Programme	--	--	--	(A) -187	--	--	--	--	--	23
190-Assistance to Public Sector and Other Undertakings	--	--	--	449699	--	--	150	--	--	24
191-Assistance to Municipal Corporations.	--	--	--	--	--	--	--	--	--	25
195-Assistance to Co-operatives	--	--	--	--	--	--	--	--	--	26
789-Special Component Plan for Scheduled Castes	--	--	--	--	--	--	--	--	--	27
796-Tribal Area Sub-plan	--	--	--	--	--	--	2300	--	--	28
797-Transfer to/from Reserve Funds and Deposit Accounts	--	--	--	--	--	--	--	--	--	29
798-International Co-operation	--	--	--	--	--	--	--	--	--	30
800-Other Expenditure	47152	--	--	--	--	--	--	--	--	31
911-Deduct-Recoveries of Overpayments.	--	--	--	--	--	--	--	--	--	32
Total: 02	149071	0	0	775623	0	0	2450	0	0	33
Total: Expenditure on Food Storage and Warehousing	445892747	36300	0	776988	215671	590187	5781691	0	95180	34
Charged	9107	--	--	--	--	--	--	--	--	35
Voted	445883640	36300	0	776988	215671	590187	5781691	0	95180	36

(A) Minus figure is due to refund of recoveries.

**No. 14-A-2408-ACCOUNT of EXPENDITURE on FOOD STORAGE AND WAREHOUSING for the
year ended 31st March, 2009-Contd.**

Item No.	STATE GOVERNMENTS								Total carried over
	Gujarat	Haryana	Himachal Pradesh	Jammu and Kashmir	Jharkhand	Karnataka	Kerala	Madhya Pradesh	
1	177651	126202	19285	--	--	259240	--	171511	1025147
2	--	--	--	--	--	--	--	--	89466
3	5941	--	--	--	--	--	--	--	23941
4	1335	--	--	--	--	--	1163799	--	1897922
5	--	--	1399991	--	--	7261734	--	5227557	461259146
6	--	--	--	--	--	--	--	--	1256779
7	--	--	--	--	--	--	1050000	437	1141991
8	--	--	--	--	--	--	--	--	0
9	--	--	--	--	--	--	--	--	0
10	--	--	--	--	--	--	--	--	0
11	--	--	--	--	--	--	--	--	0
12	--	--	--	--	--	--	--	--	32690
13	--	--	11642	--	--	--	--	--	105734
14	--	--	--	--	--	--	--	--	2500000
15	--	--	--	--	--	--	--	--	3368
16	--	--	--	--	--	--	194945	3100	5881542
17	--	--	--	--	--	--	--	--	-5677378
18	-101	--	--	--	--	--	-1744	--	-6203
19	184826	126202	1430918	0	0	7520974	2407000	5402605	469534145
20	--	--	--	--	--	--	--	--	326111
21	--	--	--	--	--	--	--	--	6477
22	--	--	--	--	--	--	--	--	95442
23	--	--	--	--	--	--	--	--	-187
24	9517	--	--	--	--	--	--	--	459366
25	--	--	--	--	--	--	--	--	0
26	--	--	--	--	--	--	--	--	0
27	--	--	--	--	--	--	--	--	0
28	29036	--	--	--	--	--	--	--	31336
29	--	--	--	--	--	--	--	--	0
30	--	--	--	--	--	--	--	--	0
31	13750	--	--	18037	--	--	221	--	79160
32	--	--	--	--	--	--	--	--	0
33	52303	0	0	18037	0	0	221	0	997705
34	237129	126202	1430918	18037	0	7520974	2407221	5402605	470531850
35	--	--	--	--	--	--	--	72	9179
36	237129	126202	1430918	18037	0	7520974	2407221	5402533	470522671

Economic Services

**No. 14-A-2408-ACCOUNT of EXPENDITURE on FOOD STORAGE AND WAREHOUSING for the
year ended 31st March, 2009-Contd.**

	Total brought forward	STATE GOVERNMENTS						Item No.
		Maharashtra	Manipur	Meghalaya	Mizoram	Nagaland	Orissa	
01-Food-								
001-Direction and Administration	1025147	--	59161	--	53136	74324	--	1
003-Training	89466	--	--	--	--	--	--	2
004-Research and Evaluation	23941	--	--	--	--	--	--	3
101-Procurement and Supply	1897922	1042087	--	--	--	--	138661	4
102-Food Subsidies	461259146	--	--	--	204025	--	5668390	5
103-Food Processing	1256779	--	--	--	--	--	--	6
190-Assistance to Public Sector and and Other Undertakings	1141991	--	--	--	--	--	--	7
191-Assistance to Municipal Corporations.	0	--	--	--	--	--	--	8
195-Assistance to Co-operatives	0	--	--	--	--	--	--	9
196- Assistance to Zila Parishads/ Distt. Level Panchayats	0	--	--	--	--	--	--	10
198- Assistance to Gram Panchayat	0	--	--	--	--	--	--	11
789-Special Component Plan for Scheduled Castes	32690	--	--	--	--	--	9960	12
796-Tribal Area Sub-plan	105734	--	--	--	--	--	11450	13
797-Transfer to/from Reserve Funds and Deposit Accounts	2500000	--	--	--	--	--	--	14
798-International Co-operation	3368	--	--	--	--	--	--	15
800-Other Expenditure	5881542	--	897	--	35778	--	--	16
902-Deduct-Amount met from sugar Development Fund	-5677378	--	--	--	--	--	--	17
911-Deduct-Recoveries of Overpayments	-6203	-226	--	--	--	--	--	18
Total: 01	469534145	1041861	60058	0	292939	74324	5828461	19
02-Storage and Warehousing-								
001-Direction and Administration	326111	--	--	--	--	--	--	20
003-Training	6477	--	--	--	--	--	--	21
004-Research and Evaluation	95442	--	--	--	--	--	--	22
101-Rural Godowns Programme	-187	--	1378	--	--	--	--	23
190-Assistance to Public Sector and Other Undertakings	459366	--	--	--	--	--	--	24
191-Assistance to Municipal Corporations	0	--	--	--	--	--	--	25
195-Assistance to Co-operatives	0	--	--	--	--	--	--	26
789-Special Component Plan for Secheduled Castes	0	--	--	--	--	--	--	27
796-Tribal Area Sub-plan	31336	--	--	--	--	--	--	28
797-Transfer to/from Reserve Funds and Deposit Accounts	0	--	--	--	--	--	--	29
798-International Co-operation	0	--	--	--	--	--	--	30
800-Other Expenditure	79160	--	--	--	--	--	--	31
911-Deduct-Recoveries of Overpayments	0	--	--	--	--	--	--	32
Total: 02	997705	0	1378	0	0	0	0	33
Total: Expenditure on Food Storage and Warehousing	470531850	1041861	61436	0	292939	74324	5828461	34
Charged	9179	--	--	--	--	--	--	35
Voted	470522671	1041861	61436	0	292939	74324	5828461	36

**No. 14-A-2408-ACCOUNT of EXPENDITURE on FOOD STORAGE AND WAREHOUSING for the
year ended 31st March, 2009-Concl'd.**

Item No.	STATE GOVERNMENTS								Total
	Punjab	Rajasthan	Sikkim	Tamil Nadu	Tripura	Uttar Pradesh	Uttarakhand	West Bengal	
1	--	--	35639	--	75440	4668	140638	847522	2315675
2	--	--	1676	--	--	--	--	--	91142
3	--	--	--	--	--	--	--	--	23941
4	--	--	16683	--	--	--	--	--	3095353
5	--	--	66748	--	--	--	--	--	467198309
6	--	--	--	--	--	--	--	--	1256779
7	--	--	--	--	--	--	--	--	1141991
8	--	--	--	--	--	--	--	--	0
9	--	--	--	--	--	--	--	--	0
10	--	--	--	--	--	--	--	--	0
11	--	--	--	--	--	--	--	--	0
12	--	--	--	--	--	--	--	--	42650
13	--	--	--	--	--	--	--	--	117184
14	--	--	--	--	--	--	--	--	2500000
15	--	--	--	--	--	--	--	--	3368
16	--	--	--	--	--	--	9107	1295	5928619
17	--	--	--	--	--	--	--	--	-5677378
18	--	--	-23	--	--	--	--	--	-6452
19	0	0	120723	0	75440	4668	149745	848817	478031181
20	--	--	--	--	--	--	--	15882	341993
21	--	--	--	--	--	--	--	732	7209
22	--	--	--	--	--	--	--	--	95442
23	--	--	144	--	4854	--	--	--	6189
24	--	--	--	--	--	--	--	--	459366
25	--	--	--	--	--	--	--	--	0
26	--	2000	--	--	--	--	--	--	2000
27	--	--	--	--	--	--	--	997	997
28	--	--	--	--	--	--	--	1098	32434
29	--	--	--	--	--	--	--	--	0
30	--	--	--	--	--	--	--	--	0
31	--	--	--	596	--	--	--	1917	81673
32	--	--	--	--	--	--	--	-16	-16
33	0	2000	144	596	4854	0	0	20610	1027287
34	0	2000	120867	596	80294	4668	149745	869427	479058468
35	--	--	--	--	--	--	--	56	9235
36	0	2000	120867	596	80294	4668	149745	869371	479049233

No. 14-B-4408-ACCOUNT of CAPITAL OUTLAY on FOOD STORAGE AND WAREHOUSING during and to the end of the year 2008-09

	(In thousands of rupees)	
	Expenditure	
	During the year	To end of the year
UNION GOVERNMENT		
01-Food-		
101-Procurement and supply	-	64167710
103-Food Processing	400000	1032246
190-Investments in Public Sector and Other Undertakings	-	84575
800-Other Expenditure	9848	189095
901-Deduct-Receipts and Recoveries on Capital Account	-	-57026322
902-Deduct-Amount met from Sugar Development Fund	-	-137089
Total: 01	409848	8310215
02-Storage and Warehousing -		
190-Investments in Public Sector and Other Undertakings	31000	14678430
195-Warehousing and Marketing Co-operatives	-	166864
796-Tribal Area Sub-Plan	11972	48674
800-Other Expenditure	156819	447887
Total: 02	199791	15341855
Total: Union Government	609639	23652070
STATE GOVERNMENTS ANDHRA PRADESH		
01-Food-		
195-Investments in Co-operatives	-	117
02-Storage and Warehousing-		
190-Investments in Public Sector and Other Undertakings	-	38086
195-Investments in Co-operatives	-	-3
800-Other Expenditure	-	53634
Total: Government of Andhra Pradesh	0	91834
ARUNACHAL PRADESH		
01-Food-		
101-Procurement and Supply	6246	10259
02-Storage and Warehousing-		
800-Other Expenditure	-	12104
Total: Government of Arunachal Pradesh	6246	22363
ASSAM		
01-Food-		
101-Procurement and Supply	-	6357
800-Other Expenditure	-	7450
02-Storage and Warehousing		
190-Investments in Public Sector and Other Undertakings	10000	31680
800-Other Expenditure	-	12047
Total: Government of Assam	10000	57534

COMBINED FINANCE AND REVENUE ACCOUNTS OF THE UNION AND STATE GOVERNMENTS IN INDIA FOR THE YEAR 2008-09

No. 14-B-4408-ACCOUNT of CAPITAL OUTLAY on FOOD STORAGE AND WAREHOUSING during and to the end of the year 2008-09-Contd.

	(In thousands of rupees)	
	Expenditure	
	During the year	To end of the year
BIHAR		
01-Food-		
101-Procurement and Supply	--	29060
800-Other Expenditure	--	8
Total: 01	0	29068
02-Storage and Warehousing -		
796-Tribal Area Sub-Plan	--	23340
800-Other expenditure	--	134256
Total: 02	0	157596
Total: Government of Bihar	0	186664
CHHATTISGARH		
01-Food-		
190-Investments in Public Sector and Other Undertakings	--	11799 (A)
191-Investments in Co-operative Societies	--	5211
800-Other Receipts	--	-5315
Total: 01	0	11695
02-Storage and Warehousing-		
101-Rural Godown Programmes	--	-100
190-Investments in Public Sector and Other Undertakings	-66	27978
191-Investment in Municipal Corporation	--	101192
195-Investments in Co-operatives	490	2336
796-Tribal Area Sub Plan	300	460 (A)
800-Other Expenditure	--	-4453
Total: 02	724	127413
Total : Government of Chhattisgarh	724	139108
GOA		
01-Food-		
101-Procurement and Supply	-9507	92704
02-Storage and Warehousing-		
800-Other Expenditure	--	1628
Total: Government of Goa	-9507	94332
GUJARAT		
01-Food-		
101-Procurement and Supply	2018	-250705 (A)
103-Food Processing	--	1
191-Processing Co-operatives	--	41653
796-Tribal Area Sub-plan	--	7773
Total: 01	2018	-201278

(A) Minus expenditure is under investigation.

Economic Services

No. 14-B-4408-ACCOUNT of CAPITAL OUTLAY on FOOD STORAGE AND WAREHOUSING during and to the end of the year 2008-09-Contd.

	(In thousands of rupees)	
	Expenditure	
	During the year	To end of the year
GUJARAT		
02-Storage and Warehousing-		
190-Investments in Public Sector and Other Undertakings	-	15612
191-Warehousing and Marketing Co-operatives	-	17279
800-Other Expenditure	-	155
Total: 02	0	33046
Total: Government of Gujarat	2018	-168232
HARYANA		
01-Food-		
101-Procurement and Supply	5004598	2974470 (A)
799-Suspense	-	-111839
02-Storage and warehousing-		
101-Rural Godown programmes-	110000	186354
190-Investments in Public Sector and Other Undertakings	-	30822
Total: Government of Haryana	5114598	3079807
HIMACHAL PRADESH		
01-Food-		
101-Procurement and Supply	-2774	-256415
190-Investments in Public Sector and Other Undertakings	-	115735
789- Special Component Plan for Scheduled Castes	2315	2939
796-Tribal Area Sub-Plan	-	3735
800-Other Expenditure	-	14565
901-Deduct-Receipts and Recoveries on Capital Account	-	-
Total: 01	-459	-119441
02-Storage and Warehousing-		
101-Procurement and Supply	780	93720
190-Investments in Public Sector and Other Undertakings	-	67542
796-Tribal Area Sub-plan	2699	65750
901-Deduct-Receipts and Recoveries on Capital Account	-	-
Total: 02	3479	227012
Total: Government of Himachal Pradesh	3020	107571
JAMMU AND KASHMIR		
01-Food-		
101-Procurement and Supply	1975558	9365547
103-Food Processing	-	40432
800-Other Expenditure	1278	-2184223
Total: 01	1976836	7221756
02-Storage and Warehousing-		
101-Rural Godown Programmes	-	7627
190-Investments in Public Sector and Other Undertakings	-	3762
800-Other Expenditure	800	1384
Total: 02	800	12773
Total: Government of Jammu and Kashmir	1977636	7234529

(A) Minus figures is due to excess of receipts and recoveries over expenditure.

No. 14-B-4408-ACCOUNT of CAPITAL OUTLAY on FOOD STORAGE AND WAREHOUSING during and to the end of the year 2008-09-Contd.

	(In thousands of rupees)	
	Expenditure	
	During the year	To end of the year
JHARKHAND		
01-Food-		
101-Procurement and Supply	--	--
190-Investments in Public Sector and Other Undertaking	--	--
800-Other Expenditure	--	--
Total: 01	0	0
02-Storage and Warehousing-		
101-Rural Godown Programmes	--	--
190-Investments in Public Sector and Other Undertakings	--	--
800-Other Expenditure	--	--
Total: 02	0	0
Total: Government of Jharkhand	0	0
KARNATAKA		
01-Food-		
101-Procurement and Supply	--	-185715
190-Investments in Public Sector and Other Undertakings	--	36050
800-Other Expenditure	--	588
Total: 01	0	-149077
02-Storage and Warehousing-		
101-Rural Godown Programmes	--	34244
190-Investments in Public Sector and Other Undertakings	--	67865
800-Other Expenditure	--	149217
Total: 02	0	251326
Total: Government of Karnataka	0	102249
KERALA		
01-Food-		
101-Procurement and Supply	102510	-492933
103-Food Processing	--	262
190-Investments in Public Sector and Other Undertakings	--	85600
800-Other Expenditure	--	39311
Total: 01	102510	-367760
02-Storage and Warehousing-		
190-Investments in Public Sector and Other Undertakings	5000	55040
195-Investments in warehousing and Marketing Co-operatives	47233	418489
800-Other Expenditure	--	-8189
Total: 02	52233	465340
Total: Government of Kerala	154743	97580

(A) Minus expenditure is due to receipts and recoveries on Capital Account being more than the expenditure.

No. 14-B-4408-ACCOUNT of CAPITAL OUTLAY on FOOD STORAGE AND WAREHOUSING during and to the end of the year 2008-09-Contd.

	(In thousands of rupees)	
	Expenditure	
	During the year	To end of the year
MADHYA PRADESH		
01-Food-		
101-Procurement and Supply	--	-9780
103-Food Processing	--	150
195-Investments in Co-operatives	--	11067
800-Other Expenditure	7076	30269
Total: 01	7076	31706
02-Storage and Warehousing-		
101-Rural Godown Programmes	--	13100
190-Investments in Public Sector and Other Undertakings	67932	928688
195-Investments in Warehousing and Marketing Co-operatives	--	229863
796-Tribal Area Sub-plan	--	48154
800-Other Expenditure	--	69492
Total: 02	67932	1289297
Total: Government of Madhya Pradesh	75008	1321003 (A)
MAHARASHTRA		
01-Food-		
101-Procurement and Supply	4265324	21298234
103-Food Processing	--	70
Total: 01	4265324	21298304
02-Storage and Warehousing-		
190-Investments in Public Sector and Other Undertakings	--	41132
800-Other Expenditure	26	79263
Total: 02	26	120395
Total: Government of Maharashtra	4265350	21418699
MANIPUR		
01-Food-		
101-Procurement and Supply	30000	300517
800-Other Expenditure	--	-165790
Total:01	30000	134727
02-Storage and Warehousing-		
101-Rural Godown Programmes	95	50511
800-Other Expenditure	--	-37170
Total:02	95	13341
Total: Government of Manipur	30095	148068

(A) Includes Rs.794241 thousands yet to be apportioned between Madhya Pradesh and Chhattisgarh.

No. 14-B-4408-ACCOUNT of CAPITAL OUTLAY on FOOD STORAGE AND WAREHOUSING during and to the end of the year 2008-09-Contd.

	(In thousands of rupees)	
	Expenditure	
	During the year	To end of the year
MEGHALAYA		
01-Food-		
190-Investments in Public Sector and Other Undertakings	--	11806
800-Other expenditure	--	4679
Total: 01	0	16485
02-Storage and Warehousing-		
101-Rural Godown Programmes	17352	17352
Total: 02	17352	17352
Total: Government of Meghalaya	17352	33837
MIZORAM		
01-Food-		
101-Procurement and Supply	744485	2146199
103-Food Processing	--	500
Total: 01	744485	2146699
02-Storage and Warehousing-		
101-Rural Godown Programmes	22000	117893
Total: 02	22000	117893
Total: Government of Mizoram	766485	2264592
NAGALAND		
01-Food-		
101-Procurement and Supply	5636	507960
800-Other Expenditure	--	28670
Total: 01	5636	536630
02-Storage and Warehousing-		
002-Storage and Warehousing	--	670
800-Other Expenditure	26839	182400
Total: 02	26839	183070
Total: Government of Nagaland	32475	719700
ORISSA		
01-Food-		
101-Procurement and Supply	--	1846508
190-Investments in Public Sector and Other Undertakings	2500	107932
800-Other Expenditure	--	427
901-Deduct-Receipts and Recoveries on Capital Account	--	-1951159
Total: 01	2500	3708
02-Storage and Warehousing-		
101-Rural Godown Programmes	--	70539
190-Investments in Public Sector and Other Undertakings	--	173699
195-Investments in co-operatives	--	3637
796-Tribal Area Sub-Plan	--	61807
800-Other Expenditure	--	6999
901-Deduct-Receipts and Recoveries on Capital Account	--	-11063
Total: 02	0	305618
Total: Government of Orissa	2500	309326

No. 14-B-4408-ACCOUNT of CAPITAL OUTLAY on FOOD STORAGE AND WAREHOUSING during and to the end of the year 2008-09-Contd.

	(In thousands of rupees)	
	Expenditure	
	During the year	To end of the year
PUNJAB		
01-Food-		
101-Procurement and Supply	80384	116827804
190-Investments in Public Sector and Other Undertakings	--	37800
800-Other Expenditure	--	5735
901-Deduct-Receipts and Recoveries on Capital Account	25	-116780584
Total: 01	80409	90755
02-Storage and Warehousing-		
190-Investments in Public Sector and Other Undertakings	--	5436
800-Other Expenditure	--	999
Total: 02	0	6435
Total: Government of Punjab	80409	97190
RAJASTHAN		
01-Food-		
101-Procurement and Supply	--	(A) -143517
Total: 01	0	-143517
02-Storage and Warehousing-		
101-Rural Godown Programmes	2500	(B) 115327
190-Investments in Public Sector and Other Undertakings	--	41263
Total: 02	2500	156590
Total: Government of Rajasthan	2500	13073
SIKKIM		
01-Food-		
101-Procurement and Supply	2994	58362
800-Other Expenditure	--	3015
Total: 01	2994	61377
02-Storage and Warehousing-		
101-Rural Godown Programmes	3080	45976
800-Other Expenditure	--	5585
Total: 02	3080	51561
Total: Government of Sikkim	6074	112938
TAMIL NADU		
01-Food-		
101-Procurement and Supply	--	3168228
103-Food Processing	--	590591
190-Investments in Public Sector and Other Undertakings	3300	390110
901-Deduct-Receipts and Recoveries on Capital Account	--	-3945325
Total: 01	3300	203604

(A) Minus balance is due to excess of receipts and recoveries over expenditure.

(B) (i) Investment for Godowns of Co-operative Societies and (ii) Rs. 38 thousands has been proforma reduced from expenditure to end of the year due to capital disinvestments.

COMBINED FINANCE AND REVENUE ACCOUNTS OF THE UNION AND STATE GOVERNMENTS IN INDIA FOR THE YEAR 2008-09

No. 14-B-4408-ACCOUNT of CAPITAL OUTLAY on FOOD STORAGE AND WAREHOUSING during and to the end of the year 2008-09-Contd.

	(In thousands of rupees)	
	Expenditure	
	During the year	To end of the year
TAMIL NADU		
02-Storage and Warehousing-		
190-Investments in Public Sector and Other Undertakings	—	38050
800-Other Expenditure	—	23059
Total: 02	0	61109
Total: Government of Tamil Nadu	3300	264713
TRIPURA		
01-Food-		
101-Procurement and Supply	—	-771620
103-Food Processing	—	214544
800-Other Expenditure	16000	943883
Total: 01	16000	386807
02-Storage and Warehousing-		
101-Rural Godown Programmes	—	700
Total: 02	0	700
Total: Government of Tripura	16000	387507
UTTAR PRADESH		
01-Food-		
101-Procurement and Supply	27130617	362589278
190-Investment in Public Sector and Other Undertakings	—	39287
191-Food Co-operatives	—	3954
800-Other Expenditure	-3900804	-51156693
901-Deduct-Receipts and Recoveries on Capital Account	—	-175673026
Total: 01	23229813	135802800
02-Storage and Warehousing-		
190-Investments in Public Sector and Other Undertakings	—	23300
191-Storage and Warehousing Cooperatives	—	376803
797-Transfer to/from Reserve Funds and Deposit Accounts	—	-71916
800-Other Expenditure	—	223205
901-Deduct-Receipts and Recoveries on Capital Account	—	-85870108
Total: 02	0	-85318716
Total: Government of Uttar Pradesh	23229813	50484084

(A) Includes Rs. 4893112 thousands yet to be apportioned between Uttar Pradesh and Uttarakhand.

No. 14-B-4408-ACCOUNT of CAPITAL OUTLAY on FOOD STORAGE AND WAREHOUSING during and to the end of the year 2008-09-Concl'd.

	(In thousands of rupees)	
	Expenditure	
	During the year	To end of the year
UTTARAKHAND		
01-Food-		
101-Procurement and Supply	-847084	-1291573
103-Food Processing	--	-268493
800-Other Expenditure	1104033	3120325
901-Deduct-Receipts and Recoveries on Capital Account	--	-1488214
Total: 01	256949	72045
02-Storage and Warehousing-		
800-Other Expenditure	6827	68514
901-Deduct-Receipts and Recoveries on Capital Account	--	--
Total: 02	6827	68514
Total : Government of Uttarakhand	263776	140559
WEST BENGAL		
01-Food-		
101-Procurement and Supply	--	103216
190-Investments in Public Sector and Other Undertakings	--	12577341
800-Other Expenditure	12779	9300
901-Deduct-Receipts and Recoveries on Capital Account	--	102779
		-12242712
Total: 01	12779	446708
02-Storage and Warehousing-		
101-Rural Godown Programmes	--	47346
190-Investments in Public Sector and Other Undertakings	--	33570
789-Special Component Plan for Scheduled Castes	--	2489
800-Other Expenditure	22296	364189
Total: 02	22296	447594
Total: Government of West Bengal	35075	997518
Total: Capital Outlay on Food Storage and Warehousing	36695329	113343333



No. 14-C-6408-ACCOUNT of LOANS for FOOD STORAGE AND WAREHOUSING showing the amounts ADVANCED and REPAID during the year ended 31st March, 2009 and the BALANCES of such LOANS at the commencement and at the end of the year 2008-09

	Union Government	U.T. Govt. Puducherry	STATE GOVERNMENTS							Item No.
			Andhra Pradesh	Arunachal Pradesh	Assam	Bihar	Chhattisgarh	NCT Delhi	Goa	
(In thousands of rupees)										
01-Food-										
101-Procurement and Supply-										
Balance 1st April, 2008	14	--	--	--	18645	49762	50080	--	--	1
Advanced during the year	--	--	--	--	--	--	52483	--	--	2
Repaid during the year	--	--	--	--	--	--	--	--	--	3
Balance 31st March, 2009	14	0	0	0	18645	49762	102563	0	0	4
103-Food Processing-										
Balance 1st April, 2008	143901	--	--	--	250	--	--	--	--	5
Advanced during the year	--	--	--	--	--	--	--	--	--	6
Repaid during the year	138	--	--	--	--	--	--	--	--	7
Balance 31st March, 2009	143763	0	0	0	250	0	0	0	0	8
190-Loans to Public Sector and other Undertakings-										
Balance 1st April, 2008	--	--	--	--	--	--	3341	--	--	9
Advanced during the year	--	--	--	--	--	--	--	--	--	10
Repaid during the year	--	--	--	--	--	--	--	--	--	11
Balance 31st March, 2009	0	0	0	0	0	0	3341	0	0	12
195- Processing Co-operative Societies-										
Balance 1st April, 2008	901766	--	--	--	--	--	--	--	--	13
Advanced during the year	--	--	--	--	--	--	--	--	--	14
Repaid during the year	--	--	--	--	--	--	--	--	--	15
Balance 31st March, 2009	901766	0	0	0	0	0	0	0	0	16
789- Special Component Plan for Scheduled Castes										
Balance 1st April, 2008	--	--	--	--	--	--	51061	--	--	17
Advanced during the year	--	--	--	--	--	--	--	--	--	18
Repaid during the year	--	--	--	--	--	--	--	--	--	19
Balance 31st March, 2009	0	0	0	0	0	0	51061	0	0	20
796-Tribal Area Sub-plan-										
Balance 1st April, 2008	--	--	--	--	--	--	154568	--	--	21
Advanced during the year	--	--	--	--	--	--	--	--	--	22
Repaid during the year	--	--	--	--	--	--	--	--	--	23
Balance 31st March, 2009	0	0	0	0	0	0	154568	0	0	24
800-Other Loans-										
Balance 1st April, 2008	7000	--	--	--	--	1056000	122617	--	--	25
Advanced during the year	--	--	--	--	--	--	--	--	--	26
Repaid during the year	--	--	--	--	--	--	110564	--	--	27
Balance 31st March, 2009	7000	0	0	0	0	1056000	12053	0	0	28

No. 14-C-6408-ACCOUNT of LOANS for FOOD STORAGE AND WAREHOUSING showing the amounts ADVANCED and REPAYED during the year ended 31st March, 2009 and the BALANCES of such LOANS at the commencement and at the end of the year 2008-09-Contd.

Item No.	(In thousands of rupees)								Total carried over
	Gujarat	Haryana	Himachal Pradesh	STATE GOVERNMENTS			Kerala	Madhya Pradesh	
				Jammu and Kashmir	Jharkhand	Karnataka			
1	70	--	612	--	--	--	--	--	119183
2	--	--	--	--	--	--	--	--	52483
3	--	--	--	--	--	--	--	--	0
4	70	0	612	0	0	0	0	0	171666
5	--	--	--	--	--	--	--	--	144151
6	--	--	--	--	--	--	--	--	0
7	--	--	--	--	--	--	--	--	138
8	0	0	0	0	0	0	0	0	144013
9	--	--	2233	--	--	17742	1542530	47655	1613501
10	--	--	--	--	--	--	--	--	0
11	--	--	--	--	--	--	--	--	0
12	0	0	2233	0	0	17742	1542530	47655	1613501
13	--	--	--	--	--	--	--	--	901766
14	--	--	--	--	--	--	--	--	0
15	--	--	--	--	--	--	--	--	0
16	0	0	0	0	0	0	0	0	901766
17	--	--	--	--	--	--	--	--	51061
18	--	--	--	--	--	--	--	--	0
19	--	--	--	--	--	--	--	--	0
20	0	0	0	0	0	0	0	0	51061
21	--	--	1490	--	--	--	--	14905	170963
22	--	--	--	--	--	--	--	--	0
23	--	--	--	--	--	--	--	--	0
24	0	0	1490	0	0	0	0	14905	170963
25	--	--	--	--	--	91600	--	9748	1286965
26	--	--	--	--	--	--	--	--	0
27	--	--	--	--	--	--	--	--	110564
28	0	0	0	0	0	91600	0	9748	1176401

Loans and Advances

No. 14-C-6408-ACCOUNT of LOANS for FOOD STORAGE AND WAREHOUSING showing the amounts ADVANCED and REPAYED during the year ended 31st March, 2009 and the BALANCES of such LOANS at the commencement and at the end of the year 2008-09-Contd.

	Total brought forward	(In thousands of rupees)						STATE GOVERNMENTS	Item No.
		Maharashtra	Manipur	Meghalaya	Mizoram	Nagaland	Orissa		
01-Food-									
101-Procurement and Supply-									
Balance 1st April, 2008	119183	--	--	--	--	--	3807	1	
Advanced during the year	52483	--	--	--	--	--	--	2	
Repaid during the year	0	--	--	--	--	--	--	3	
Balance 31st March, 2009	171666	0	0	0	0	0	3807	4	
103-Food processing-									
Balance 1st April, 2008	144151	--	--	--	--	--	--	5	
Advanced during the year	0	--	--	--	--	--	--	6	
Repaid during the year	138	--	--	--	--	--	--	7	
Balance 31st March, 2009	144013	0	0	0	0	0	0	8	
190-Loans to Public Sector and other Undertakings-									
Balance 1st April, 2008	1613501	--	--	--	--	--	--	9	
Advanced during the year	0	--	--	--	--	--	--	10	
Repaid during the year	0	--	--	--	--	--	--	11	
Balance 31st March, 2009	1613501	0	0	0	0	0	0	12	
195- Processing Co-operative Societies-									
Balance 1st April, 2008	901766	--	--	--	--	--	--	13	
Advanced during the year	0	--	--	--	--	--	--	14	
Repaid during the year	0	--	--	--	--	--	--	15	
Balance 31st March, 2009	901766	0	0	0	0	0	0	16	
789- Special Component Plan for Scheduled Castes									
Balance 1st April, 2008	51061	--	--	--	--	--	--	17	
Advanced during the year	0	--	--	--	--	--	--	18	
Repaid during the year	0	--	--	--	--	--	--	19	
Balance 31st March, 2009	51061	0	0	0	0	0	0	20	
796-Tribal Area Sub-plan-									
Balance 1st April, 2008	170963	--	--	--	--	--	--	21	
Advanced during the year	0	--	--	--	--	--	--	22	
Repaid during the year	0	--	--	--	--	--	--	23	
Balance 31st March, 2009	170963	0	0	0	0	0	0	24	
800-Other Loans-									
Balance 1st April, 2008	1286965	--	--	--	--	--	--	25	
Advanced during the year	0	--	--	--	--	--	--	26	
Repaid during the year	110564	--	--	--	--	--	--	27	
Balance 31st March, 2009	1176401	0	0	0	0	0	0	28	

No. 14-C-6408-ACCOUNT of LOANS for FOOD STORAGE AND WAREHOUSING showing the amounts ADVANCED and REPAID during the year ended 31st March, 2009 and the BALANCES of such LOANS at the commencement and at the end of the year 2008-09-Contd.

Item No.	STATE GOVERNMENTS								Total
	Punjab	Rajasthan	Sikkim	Tamil Nadu	Tripura	Uttar Pradesh	Uttarakhand	West Bengal	
1	--	--	--	8967175	401	--	--	--	9090566
2	--	--	--	11500000	--	--	--	--	11552483
3	--	--	--	9000006	17	--	--	--	9000023
4	0	0	0	11467169	384	0	0	0	11643026
5	--	--	--	--	--	--	--	--	144151
6	--	--	--	--	--	--	--	--	0
7	--	--	--	--	--	--	--	--	138
8	0	0	0	0	0	0	0	0	144013
9	407324	--	--	393	--	60235	--	410000	2491453
10	--	--	--	--	--	6	--	--	0
11	2044	--	--	--	--	182	--	--	2226
12	405280	0	0	393	0	60053	0	410000	2489227
13	--	--	--	--	--	--	--	--	901766
14	--	--	--	--	--	--	--	--	0
15	--	--	--	--	--	--	--	--	0
16	0	0	0	0	0	0	0	0	901766
17	--	--	--	--	--	--	--	--	51061
18	--	--	--	--	--	--	--	--	0
19	--	--	--	--	--	--	--	--	0
20	0	0	0	0	0	0	0	0	51061
21	--	--	--	--	--	--	--	--	170963
22	--	--	--	--	--	--	--	--	0
23	--	--	--	--	--	--	--	--	0
24	0	0	0	0	0	0	0	0	170963
25	--	--	--	--	--	976	--	--	1287941
26	--	--	--	--	--	--	--	--	0
27	--	--	--	--	--	--	--	--	110564
28	0	0	0	0	0	976	0	0	1177377

Loans and Advances

No. 14-C-6408-ACCOUNT of LOANS for FOOD STORAGE AND WAREHOUSING showing the amounts ADVANCED and REPAID during the year ended 31st March, 2009 and the BALANCES of such LOANS at the commencement and at the end of the year 2008-09-Contd.

	Union Government	U.T. Govt. Puducherry	STATE GOVERNMENTS							Item No.
			Andhra Pradesh	Arunachal Pradesh	Assam	Bihar	Chhattisgarh	NCT Delhi	Goa	
(In thousands of rupees)										
02-Storage and Warehousing-										
190-Loans to Public Sector and other Undertakings-										
Balance 1st April, 2008	14894	--	1360	--	19619	--	83293	--	--	1
Advanced during the year	--	--	--	--	--	--	1660225	--	--	2
Repaid during the year	--	--	--	--	--	--	1660000	--	--	3
Balance 31st March, 2009	14894	0	1360	0	19619	0	83518	0	0	4
195-Loans to Co-operatives-										
Balance 1st April, 2008	1187716	--	109000	--	80960	80949	5810	--	--	5
Advanced during the year	--	--	--	--	--	--	--	--	--	6
Repaid during the year	--	--	65	--	--	--	--	--	--	7
Balance 31st March, 2009	1187716	0	108935	0	80960	80949	5810	0	0	8
789- Special Component Plan for S.C.Loan to Civilsupply Coop. for revolving fund										
Balance 1st April, 2008	0	0	0	0	0	0	0	0	0	9
Advanced during the year	--	--	--	--	--	--	420000	--	--	10
Repaid during the year	--	--	--	--	--	--	420000	--	--	11
Balance 31st March, 2009	0	0	0	0	0	0	0	0	0	12
794-Special Central Assistance for tribal Sub-plan-										
Balance 1st April, 2008	--	--	--	--	--	--	--	--	--	13
Advanced during the year	--	--	--	--	--	--	--	--	--	14
Repaid during the year	--	--	--	--	--	--	--	--	--	15
Balance 31st March, 2009	0	0	0	0	0	0	0	0	0	16
796-Tribal Area Sub-plan-										
Balance 1st April, 2008	--	--	--	--	--	784	25758	--	--	17
Advanced during the year	--	--	--	--	--	--	1330750	--	--	18
Repaid during the year	--	--	--	--	--	--	1330750	--	--	19
Balance 31st March, 2009	0	0	0	0	0	784	25758	0	0	20
800-Other Loans-										
Balance 1st April, 2008	--	--	--	--	23244	--	--	--	--	21
Advanced during the year	--	--	--	--	--	--	--	--	--	22
Repaid during the year	--	--	--	--	--	--	--	--	--	23
Balance 31st March, 2009	0	0	0	0	23244	0	0	0	0	24
Total : Food Storage and Warehousing										
Balance 1st April, 2008	2255291	0	110360	0	142718	1187495	496528	0	0	25
Advanced during the year	0	0	0	0	0	0	3463458	0	0	26
Repaid during the year	138	0	65	0	0	0	3521314	0	0	27
Balance 31st March, 2009	2255153	0	110295	0	142718	1187495	438672	0	0	28
Interest received and credited to revenue	443	--	67	--	--	--	25	--	--	29

No. 14-C-6408:ACCOUNT of LOANS for FOOD STORAGE AND WAREHOUSING showing the amounts ADVANCED and REPAID during the year ended 31st March, 2009 and the BALANCES of such LOANS at the commencement and at the end of the year 2008-09-Contd.

Item No.	(In thousands of rupees)								Total carried over
	Gujarat	Haryana	Himachal Pradesh	STATE GOVERNMENTS			Kerala	Madhya Pradesh	
				Jammu and Kashmir	Jharkhand	Karnataka			
1	14061	--	728	--	--	272765	4984	306	412010
2	--	--	--	--	--	155303	--	--	1815528
3	--	--	--	--	--	--	--	--	1660000
4	14061	0	728	0	0	428068	4984	306	567538
5	10570	--	4650	--	--	62103	405595	91023	2038376
6	1000	--	--	--	--	--	15600	--	16600
7	3335	--	251	--	--	--	4554	--	8205
8	8235	0	4399	0	0	62103	416641	91023	2046771
9	0	0	0	0	0	0	0	0	0
10	--	--	--	--	--	--	--	--	420000
11	--	--	--	--	--	--	--	--	420000
12	0	0	0	0	0	0	0	0	0
13	--	--	--	--	--	--	--	2250	2250
14	--	--	--	--	--	--	--	--	0
15	--	--	--	--	--	--	--	--	0
16	0	0	0	0	0	0	0	2250	2250
17	26046	--	4312	--	--	--	--	73646	130546
18	700	--	--	--	--	--	--	--	1331450
19	2121	--	160	--	--	--	--	2772	1335803
20	24625	0	4152	0	0	0	0	70874	126193
21	360	758	--	--	--	-38	--	--	24324
22	--	--	--	--	--	--	--	--	0
23	30	--	--	--	--	--	--	--	30
24	330	758	0	0	0	(A) -38	0	0	24294
25	51107	758	14025	0	0	444172	1953109	239533	6895096
26	1700	0	0	0	0	155303	15600	0	3216061
27	5486	0	411	0	0	0	4554	2772	3114740
28	47321	758	13614	0	0	599475	1964155	236761	6996417
29	--	--	16967	--	--	--	--	--	17502

(A) Minus balance is under investigation.

(B) Includes Rs. 39858 thousands yet to be apportioned between Madhya Pradesh and Chhattisgarh.

No. 14-C-6408-ACCOUNT of LOANS for FOOD STORAGE AND WAREHOUSING showing the amounts ADVANCED and REPAID during the year ended 31st March, 2009 and the BALANCES of such LOANS at the commencement and at the end of the year 2008-09-Contd.

	Total brought forward	STATE GOVERNMENTS						Item No.
		Maharashtra	Manipur	Meghalaya	Mizoram	Nagaland	Orissa	
(In thousands of rupees)								
02-Storage and Warehousing-								
190-Loans to Public Sector and other Undertakings-								
Balance 1st April, 2008	412010	--	--	--	--	--	--	1
Advanced during the year	1815528	--	--	--	--	--	--	2
Repaid during the year	1660000	--	--	--	--	--	--	3
Balance 31st March, 2009	567538	0	0	0	0	0	0	4
195-Loans to Co-operatives-								
Balance 1st April, 2008	2038376	469	--	--	--	--	19104	5
Advanced during the year	16600	--	--	--	--	--	--	6
Repaid during the year	8205	--	--	--	--	--	50	7
Balance 31st March, 2009	2046771	469	0	0	0	0	19054	8
789- Special Component Plan for S.C.Loan to Civilsupply Coop. for revolving fund								
Balance 1st April, 2008	0	0	0	0	0	0	0	9
Advanced during the year	420000	--	--	--	--	--	--	10
Repaid during the year	420000	--	--	--	--	--	--	11
Balance 31st March, 2009	0	0	0	0	0	0	0	12
794-Special Central Assistance for Tribal Sub-plan-								
Balance 1st April, 2008	2250	--	--	--	--	--	--	13
Advanced during the year	0	--	--	--	--	--	--	14
Repaid during the year	0	--	--	--	--	--	--	15
Balance 31st March, 2009	2250	0	0	0	0	0	0	16
796-Tribal Area Sub-plan-								
Balance 1st April, 2008	130546	--	--	--	--	--	--	17
Advanced during the year	1331450	--	--	--	--	--	--	18
Repaid during the year	1335803	--	--	--	--	--	--	19
Balance 31st March, 2009	126193	0	0	0	0	0	0	20
800-Other Loans-								
Balance 1st April, 2008	24324	--	--	--	--	--	6402	21
Advanced during the year	0	--	--	--	--	--	--	22
Repaid during the year	30	--	--	--	--	--	--	23
Balance 31st March, 2009	24294	0	0	0	0	0	6402	24
Total : Food Storage and Warehousing								
Balance 1st April, 2008	6895096	469	0	0	0	0	29313	25
Advanced during the year	3216061	0	0	0	0	0	0	26
Repaid during the year	3114740	0	0	0	0	0	50	27
Balance 31st March, 2009	6996417	469	0	0	0	0	29263	28
Interest received and credited to revenue	17502	558	--	--	--	--	--	29

No. 14-C-6408-ACCOUNT of LOANS for FOOD STORAGE AND WAREHOUSING showing the amounts ADVANCED and REPAID during the year ended 31st March, 2009 and the BALANCES of such LOANS at the commencement and at the end of the year 2008-09-Conclid.

Item No.	STATE GOVERNMENTS								Total
	Punjab	Rajasthan	Sikkim	Tamil Nadu	Tripura	Uttar Pradesh	Uttarakhand	West Bengal	
1	--	--	--	-41	--	--	--	200000	611969
2	--	--	--	--	--	--	--	100000	1915528
3	--	--	--	--	--	--	--	--	1660000
4	0	0	0	(A) -41	0	0	0	300000	867497
5	--	123026	--	-1078	--	107837	--	--	2287734
6	--	5500	--	--	--	--	--	--	22100
7	--	9371	--	379	--	696	--	--	18701
8	0	119155	0	-1457	0	107141	0	0	2291133
9	0	0	0	0	0	0	0	0	0
10	--	--	--	--	--	--	--	--	420000
11	--	--	--	--	--	--	--	--	420000
12	0	0	0	0	0	0	0	0	0
13	--	--	--	--	--	--	--	--	2250
14	--	--	--	--	--	--	--	--	0
15	--	--	--	--	--	--	--	--	0
16	0	0	0	0	0	0	0	0	2250
17	--	212	--	--	--	--	--	--	130758
18	--	--	--	--	--	--	--	--	1331450
19	--	51	--	--	--	--	--	--	1335854
20	0	161	0	0	0	0	0	0	126354
21	--	16061	--	--	136	5872	--	854	53649
22	--	--	--	--	--	--	--	0	0
23	--	162	--	--	--	--	--	--	192
24	0	15899	0	0	136	5872	0	854	53457
25	407324	139299	0	8966449	537	174920	0	610854	17224261
26	0	5500	0	11500000	0	0	0	100000	15241561
27	2044	9584	0	9000385	17	878 (B)	0	0	12547698
28	405280	135215	0	11466064	520	174042	0	710854	19918124
29	5	1350	--	--	--	--	--	2	19417

(A) Minus balance is under investigation.

(B) Rs.170997 thousands are yet to be allocated between Uttar Pradesh and Uttarakhand.

**No. 15-0415-ACCOUNT of RECEIPTS from AGRICULTURAL RESEARCH AND EDUCATION for the year
ended 31st March, 2009-Contd.**

Item No.	STATE GOVERNMENTS								Total carried over
	Gujarat	Haryana	Himachal Pradesh	Jammu and Kashmir	Jharkhand	Karnataka	Kerala	Madhya Pradesh	
1	-	-	-	-	-	-	-	-	0
2	-	-	-	-	-	-	-	-	11
3	-	-	-	-	-	-	-	-	0
4	-	-	-	-	-	-	-	-	0
5	0	0	0	0	0	0	0	0	11

**No. 15-0415-ACCOUNT of RECEIPTS from AGRICULTURAL RESEARCH AND EDUCATION for the year
ended 31st March, 2009-Concl.**

Item No.	STATE GOVERNMENTS								Total
	Punjab	Rajasthan	Sikkim	Tamil Nadu	Tripura	Uttar Pradesh	Uttarakhand	West Bengal	
1	-	-	-	-	-	-	-	-	0
2	-	-	-	-	-	-	-	-	11
3	-	-	-	-	-	-	-	-	0
4	-	-	-	1315	-	-	-	26	1341
5	0	0	0	1315	0	0	0	26	1352

Economic Services

No. 15-A-2415-ACCOUNT of EXPENDITURE on AGRICULTURAL RESEARCH AND EDUCATION for the year ended 31st March, 2009-Contd.

Item No.	STATE GOVERNMENTS								Total carried over
	Gujarat	Haryana	Himachal Pradesh	Jammu and Kashmir	Jharkhand	Karnataka	Kerala	Madhya Pradesh	
1	666599	—	343000	11213	4136	262460	31618	—	1512508
2	—	—	—	—	—	—	—	516964	1851802
3	46875	—	—	—	—	—	—	—	22349883
4	—	—	—	—	—	—	—	—	0
5	—	—	—	—	—	—	—	—	0
6	—	—	—	—	—	—	—	—	0
7	1116960	1402511	157000	—	216579	823479	1017553	—	6295553
8	—	—	—	—	—	—	—	—	0
9	—	—	176500	—	—	—	—	—	410968
10	78100	—	10300	—	—	—	—	—	182516
11	—	—	—	—	—	—	—	—	0
12	—	—	—	—	—	—	—	—	-226400
13	—	—	—	—	—	—	-21	—	-1161072
14	1908534	1402511	686800	11213	220715	1085939	1049150	516964	31215758
15	—	—	—	—	—	—	—	—	9115
16	—	—	—	—	—	—	—	—	2282700
17	—	—	—	—	—	—	—	—	1252
18	0	0	0	0	0	0	0	0	2293067
19	18500	—	—	—	—	—	—	—	25662
20	—	—	—	—	—	—	—	—	759000
21	—	—	—	—	—	—	—	—	2759600
22	122670	—	—	—	—	—	—	—	661190
23	—	—	—	—	—	—	—	—	558
24	—	—	—	—	—	—	—	—	0
25	141170	0	0	0	0	0	0	0	4206280
26	—	—	—	—	—	—	—	—	0
27	—	—	—	—	—	—	—	—	0
28	—	—	—	—	—	—	—	—	0
29	19540	—	—	—	—	—	—	—	19540
30	19540	0	0	0	0	0	0	0	19540

Economic Services

**No. 15-A-2415-ACCOUNT of EXPENDITURE on AGRICULTURAL RESEARCH AND EDUCATION for the year
ended 31st March, 2009-Contd.**

Item No.	STATE GOVERNMENTS								Total
	Punjab	Rajasthan	Sikkim	Tamil Nadu	Tripura	Uttar Pradesh	Uttarakhand	West Bengal	
1	--	49035	93	47518	1268	2357	--	79582	1759355
2	1170000	--	--	1802978	--	--	--	--	8336178
3	--	--	--	--	--	--	--	--	22349883
4	--	--	--	--	--	--	--	--	0
5	--	--	30	--	--	--	--	--	30
6	--	--	70	--	--	--	--	--	70
7	9112	565955	300	--	7799	23537	--	564343	7857294
8	--	--	--	--	--	--	--	--	0
9	--	--	--	--	--	--	--	12792	423760
10	--	--	--	--	--	--	--	2000	184516
11	--	--	--	--	--	--	--	--	0
12	--	--	--	-2726	--	--	--	--	-229126
13	--	--	--	-375	--	--	--	-4	-1161451
14	1179112	614990	493	1847395	9067	25894	0	658713	39521529
15	--	--	--	--	--	--	--	6822	19285
16	--	--	--	--	--	--	--	--	2282700
17	--	--	--	--	--	--	--	--	3400
18	0	0	0	0	0	0	0	6822	2305385
19	--	--	--	--	--	--	--	47947	93291
20	250000	6518	--	--	--	--	--	--	1053303
21	--	--	--	--	--	--	--	--	2759600
22	--	--	--	651800	--	--	--	--	1341064
23	--	--	--	--	--	--	--	--	558
24	--	--	--	--	--	--	--	-3	-3
25	250000	6518	0	651800	0	0	0	47944	5247813
26	--	--	--	--	--	--	--	145	145
27	--	--	--	--	--	--	--	--	0
28	--	--	--	--	--	--	--	--	0
29	--	--	--	--	--	--	--	--	27594
30	0	0	0	0	0	0	0	145	27739

Economic Services

No. 15-A-2415-ACCOUNT of EXPENDITURE on AGRICULTURAL RESEARCH AND EDUCATION for the year ended 31st March, 2009-Contd.

	Union Government	U.T. Govt. Puducherry	Andhra Pradesh	Arunachal Pradesh	STATE GOVERNMENTS					Item No.
					Assam	Bihar	Chhattisgarh	NCT Delhi	Goa	
(In thousands of rupees)										
05-Fisheries-										
004-Research					10926	2930	1230	937	41	1
120-Assistance to Other Institutions										2
150-Assistance to I.C.A.R.	1368400									3
277-Education										4
Total: 05	1368400	0	0	0	10926	2930	1230	937	41	5
06-Forestry-										
004-Research					41562					6
277-Education					16305					7
789-Special component plan for Scheduled Castes										8
796-Tribal Area Sub-plan										9
800-Other Expenditure										10
911-Deduct Recoveries of overpayments										11
Total: 06	0	0	0	0	57867	0	0	0	0	12
80-General-										
004-Research										13
013-Statistics										14
120-Assistance to Other Institutions	803300									15
150-Assistance to I.C.A.R.										16
277-Education										17
789-Special Component Plan for Scheduled Castes							15000			18
796-Tribal Area Sub-plan							30000			19
798-International Co-operation	101878									20
800-Other Expenditure						120000				21
Total-80	905178	0	0	0	0	120000	45000	0	0	22
Total: Expenditure on Agricultural Research and Education	28227370	104700	2753880	14865	887786	949833	243985	10273	11926	23
Charged										24
Voted	28227370	104700	2753880	14865	887786	949833	243985	10273	11926	25

No. 15-A-2415-ACCOUNT of EXPENDITURE on AGRICULTURAL RESEARCH AND EDUCATION for the year ended 31st March, 2009-Contd.

(In thousands of rupees)

Item No.	STATE GOVERNMENTS								Total carried over
	Gujarat	Haryana	Himachal Pradesh	Jammu and Kashmir	Jharkhand	Karnataka	Kerala	Madhya Pradesh	
1	-	2116	-	-	1192	-	-	1823	21195
2	-	-	-	-	-	-	-	-	0
3	-	-	-	-	-	-	-	-	1368400
4	11895	-	-	-	-	-	-	-	11895
5	11895	2116	0	0	1192	0	0	1823	1401490
6	-	-	200	-	-	-	-	-	41762
7	-	-	-	-	-	-	-	-	16305
8	-	-	-	-	-	-	-	-	0
9	-	-	-	-	-	-	-	-	0
10	-	-	-	-	-	-	-	-	0
11	-	-	-	-	-	-	-	-	0
12	0	0	200	0	0	0	0	0	58067
13	-	-	-	-	-	400000	-	-	400000
14	4321	-	-	-	-	-	-	-	4321
15	-	-	-	584000	-	-	-	-	1387300
16	-	-	-	-	-	-	-	-	0
17	-	-	-	-	215000	181240	-	-	396240
18	-	-	-	-	-	-	-	75340	90340
19	-	-	-	-	-	-	-	86860	116860
20	-	-	-	-	-	-	-	-	101878
21	-	-	-	-	-	-	-	-	120000
22	4321	0	0	584000	215000	581240	0	162200	2616939
23	2085460	1404627	687000	595213	436907	1667179	1049150	680987	41811141
24	-	-	-	-	-	-	-	-	0
25	2085460	1404627	687000	595213	436907	1667179	1049150	680987	41811141

**No. 15-A-2415-ACCOUNT of EXPENDITURE on AGRICULTURAL RESEARCH AND EDUCATION for the year
ended 31st March, 2009-Contd.**

(In thousands of rupees)

	Total brought forward	STATE GOVERNMENTS						Item No.
		Maharashtra	Manipur	Meghalaya	Mizoram	Nagaland	Orissa	
05-Fisheries-								
004-Research	21195	--	--	2096	--	--	--	1
120-Assistance to Other Institutions	0	39081	--	--	--	--	--	2
150-Assistance to I.C.A.R.	1368400	--	--	--	--	--	--	3
277-Education	11895	--	--	--	--	--	--	4
Total: 05	1401490	39081	0	2096	0	0	0	5
06-Forestry-								
004-Research	41762	40451	--	11063	--	144	482	6
277-Education	16305	21243	--	--	--	690	--	7
789-Special Component Plan for Schedule Castes	0	--	--	--	--	--	228	8
796-Tribal Area Sub-plan	0	--	--	--	--	--	290	9
800-Other Expenditure	0	--	--	--	--	16953	--	10
911-Deduct Recoveries of Overpayments.	0	--	--	--	--	--	--	11
Total: 06	58067	61694	0	11063	0	17787	1000	12
80-General-								
004-Research	400000	--	--	--	--	--	--	13
013-Statistics	4321	--	--	--	--	--	--	14
120-Assistance to Other Institutions	1387300	--	--	--	--	--	--	15
150-Assistance to I.C.A.R.	0	--	2503	--	--	--	--	16
277-Education	396240	--	2513	--	--	--	--	17
789-Special Component Plan for Scheduled Castes	90340	--	345	--	--	--	--	18
796-Tribal Area Sub-plan	116860	--	--	--	--	--	--	19
798-International Co-operation	101878	--	--	--	--	--	--	20
800-Other Expenditure	120000	--	--	--	--	--	--	21
Total-80	2616939	0	5361	0	0	0	0	22
Total: Expenditure on Agricultural Research and Education	41811141	3658012	14175	53951	1201	79566	400105	23
Charged	0	--	--	--	--	--	--	24
Voted	41811141	3658012	14175	53951	1201	79566	400105	25

Approved
C.A.S.

No. 15-A-2415-ACCOUNT of EXPENDITURE on AGRICULTURAL RESEARCH AND EDUCATION for the year ended 31st March, 2009-Concl'd.

Item No.	STATE GOVERNMENTS								Total
	Punjab	Rajasthan	Sikkim	Tamil Nadu	Tripura	Uttar Pradesh	Uttarakhand	West Bengal	
1	--	--	--	35441	--	--	--	5469	64201
2	--	--	--	--	--	--	--	--	39081
3	--	--	--	--	--	--	--	--	1368400
4	--	--	--	54364	--	--	--	--	66259
5	0	0	0	89805	0	0	0	5469	1537941
6	--	--	--	6404	--	1850	--	3462	105618
7	--	--	--	--	--	--	--	--	38239
8	--	--	--	--	--	--	--	--	228
9	--	1386	--	--	--	--	--	--	1676
10	--	--	--	--	--	--	--	--	16953
11	--	--	--	--	--	--	--	--	0
12	0	1386	0	6404	0	1850	0	3462	162713
13	--	--	--	--	--	47137	--	--	447137
14	--	--	--	--	--	--	--	--	4321
15	--	--	--	--	--	1888287	764059	--	4039646
16	--	--	--	--	--	--	--	--	2503
17	--	--	--	--	--	109865	--	--	508618
18	--	--	--	--	--	--	--	--	90340
19	--	--	--	--	--	--	--	--	116860
20	--	--	--	--	--	--	--	--	101878
21	--	--	--	--	--	--	--	--	120000
22	0	0	0	0	0	2045289	764059	0	5431648
23	1429112	622894	493	2595404	9067	2073033	764059	722555	54234768
24	--	--	--	--	--	--	--	--	0
25	1429112	622894	493	2595404	9067	2073033	764059	722555	54234768

Economic Services

No. 15-B-4415-ACCOUNT of CAPITAL OUTLAY on AGRICULTURAL RESEARCH AND EDUCATION during and to the end of the year 2008-09

	(In thousands of rupees)	
	Expenditure	
	During the year	To end of the year
UNION GOVERNMENT		
01-Crop Husbandry-		
004-Research	--	34967
Total: Union Government	0	34967
UNION TERRITORY GOVERNMENT		
PUDUCHERRY		
80-General-		
001-Direction and Administration	--	1
277-Education	--	6100
Total: Government of Puducherry	0	6101
STATE GOVERNMENTS		
ARUNACHAL PRADESH		
80-General-		
800-Other Expenditure	737	55790
Total: Government of Arunachal Pradesh	737	55790
ASSAM		
05-Fisheries-		
277-Education	--	6500
Total: Government of Assam	0	6500
BIHAR		
01-Crop Husbandry-		
004-Research	--	2276
277-Education	--	5469
Total: 01	0	7745
03-Animal Husbandry-		
800-Other Expenditure	--	33
Total: 03	0	33
Total: Government of Bihar	0	7778
CHHATTISGARH		
01-Crop Husbandry-		
004-Research	--	--
277-Education	--	3339
Total: Government of Chhattisgarh	0	3339

No. 15-B-4415-ACCOUNT of CAPITAL OUTLAY on AGRICULTURAL RESEARCH AND EDUCATION during and to the end of the year 2008-09-Contd.

	(In thousands of rupees)	
	Expenditure	
	During the year	To end of the year
GOA		
01-Crop Husbandry-		
004-Research	--	31418
05-Fisheries-		
004-Research	--	757
277-Education	--	4816
Total: Government of Goa	0	36991
GUJARAT		
01-Crop Husbandry-		
004-Research-	--	51800
277-Education	--	190989
796-Tribal Area Sub-Plan	--	-6140
Total: 01	0	236649
03-Animal Husbandry-		
277-Education	--	6689
Total: 03	0	6689
80-General-		
277-Education	--	8068
Total: 80	0	8068
Total: Government of Gujarat	0	251406
HIMACHAL PRADESH		
01-Crop Husbandry-		
004-Research	--	34224
80-General-		
901-Deduct-Receipts and Recoveries on Capital Account	--	-3
Total: Government of Himachal Pradesh	0	34221
JAMMU AND KASHMIR		
01-Crop Husbandry-		
004-Research	--	49111
800-Other Expenditure	--	1319
Total: 01	0	50430
03-Animal Husbandry-		
277-Education	--	783
Total: 03	0	783

No. 15-B-4415-ACCOUNT of CAPITAL OUTLAY on AGRICULTURAL RESEARCH AND EDUCATION during and to the end of the year 2008-09-Contd.

	(In thousands of rupees)	
	Expenditure	
	During the year	To end of the year
JAMMU AND KASHMIR		
04-Dairy Development-		
800-Other Expenditure	--	90
Total: 04	0	90
80-General-		
277-Education-	222000	881816
800-Other expenditure	--	7100
Total: 80	222000	888916
Total: Government of Jammu and Kashmir	222000	940219
JHARKHAND		
80-General-		
800-Other expenditure	--	--
Total: Government of Jharkhand	0	0
KARNATAKA		
01-Crop Husbandry-		
277-Education	--	5505
Total: Government of Karnataka	0	5505
KERALA		
01-Crop Husbandry-		
004-Research	--	80957
277-Education	--	5435
Total: Government of Kerala	0	86392
MADHYA PRADESH		
01-Crop Husbandry-		
004-Research	--	3896
277-Education	--	16694
Total: 01	0	20590
03-Animal Husbandry-		
004-Research	--	3452
277-Education	--	1
Total: 03	0	3453
Total: Government of Madhya Pradesh	0	(A) 24043

(A) Includes Rs.19145 thousands yet to be apportioned between Madhya Pradesh and Chhattisgarh.

No. 15-B-4415-ACCOUNT of CAPITAL OUTLAY on AGRICULTURAL RESEARCH AND EDUCATION during and to the end of the year 2008-09-Contd.

	(In thousands of rupees)	
	Expenditure	
	During the year	To end of the year
MAHARASHTRA		
01-Crop Husbandry-		
004-Research	--	907
277-Education	--	9490
Total: 01	0	10397
03-Animal Husbandry-		
796-Tribal Area Sub-plan	--	1366
Total: 03	0	1366
04-Dairy Development-		
277-Education	--	4969
Total: 04	0	4969
06-Forestry-		
004-Research	1215	47678
277-Education	6410	82173
Total: 06	7625	129851
Total: Government of Maharashtra	7625	146583
MANIPUR		
01-Crop Husbandry		
800-Other Expenditure	3500	3500
07-Plantations-		
800-Other Expenditure	--	148964
Total: Government of Manipur	3500	152464
NAGALAND		
01-Crop Husbandry-		
004-Research	--	5201
277-Education	--	15504
Total: Government of Nagaland	0	20705
ORISSA		
01-Crop Husbandry-		
004-Research	--	19652
277-Education	--	51720
796-Tribal Area Sub-plan	--	23151
800-Other expenditure	--	1449
Total: Government of Orissa	0	95972

No. 15-B-4415-ACCOUNT of CAPITAL OUTLAY on AGRICULTURAL RESEARCH AND EDUCATION during and to the end of the year 2008-09-Contd.

	(In thousands of rupees)	
	During the year	To end of the year
RAJASTHAN		
01-Crop Husbandry-		
004-Research	1500	14523
277-Education	22000	124206
Total: 01	23500	138729
03-Animal Husbandry-		
120-Assistance to other Industries	--	--
277-Education	2625	19477
Total:03	2625	19477
06-Forestry-		
004-Research	--	1785
Total : 06	0	1785
Total:Government of Rajasthan	26125	159991
SIKKIM		
80-General-		
004-Research	--	1141
Total: Government of Sikkim	0	1141
TAMIL NADU		
01-Crop Husbandry-		
004-Research	--	24626
277-Education	--	16499
800-Other Expenditure	--	6362
Total: 01	0	47487
03-Animal Husbandry-		
004-Research	--	6455
277-Education	--	10738
800-Other expenditure	--	14496
Total: 03	0	31689
05-Fisheries-		
800-Other Expenditure	--	2183
Total: 05	0	2183
06-Forestry-		
004-Research	19728	259181
800-Other Expenditure	--	14490
Total: 06	19728	273671
Total: Government of Tamil Nadu	19728	355030
TRIPURA		
01-Crop Husbandry-		
004-Research	--	80
277-Education	131630	160708
Total:01	131630	160788
03-Animal Husbandry-		
277-Education	--	4773
Total 03	--	4773
Total : Government of Tripura	131630	165561

No. 15-B-4415-ACCOUNT of CAPITAL OUTLAY on AGRICULTURAL RESEARCH AND EDUCATION during and to the end of the year 2008-09-Concl'd.

	(In thousands of rupees)	
	Expenditure	
	During the year	To end of the year
UTTAR PRADESH		
01-Crop Husbandry-		
277-Education	--	161460
800-Other Expenditure	--	130947
Total: 01	0	292407
03-Animal Husbandry-		
277-Education	--	102589
Total: 03	0	102589
04 --Dairy Devoipment		
277-Education	--	151732
Total: 04	0	151732
05-Fisheries		
277-Education	--	20000
Total : 05	0	20000
06-Forestry-		
004-Research	3000	8899
Total:06	3000	8899
80-General-		
004-Research	--	20177
277-Education	-113419	579680
800-Other Expenditure	--	393
Total: 80	-113419	600250
Total: Government of Uttar Pradesh	-110419	1175877 (A)
UTTARAKHAND		
01-Crop Husbandry-		
277-Education	--	--
Total-01	0	0
03-Animal Husbandry-		
277-Education	--	--
Total-03	0	0
80-General-		
800-Other Expenditure	--	--
Total: Government of Uttarakhand	0	0
WEST BENGAL		
01-Crop Husbandry-		
004-Research	13012	38921
277-Education	--	4230
Total: 01	13012	43151
02-Soil and Water Conservation-		
004-Research	--	3081
Total: 02	0	3081
Total: Government of West Bengal	13012	46232
Total:Capital Outlay on Agricultural Research and Education	313938	3812808

(A) Includes Rs. 316066 thousands yet to be apportioned between Uttar Pradesh and Uttarakhand.

COMBINED FINANCE AND REVENUE ACCOUNTS OF THE UNION AND STATE GOVERNMENTS IN INDIA FOR THE YEAR 2008-09

No. 16-A-2416- ACCOUNT of EXPENDITURE on AGRICULTURAL FINANCIAL INSTITUTIONS for the year ended 31st March, 2009

	Union Government	STATE GOVERNMENTS						Total
		Andhra Pradesh	Assam	Jammu and Kashmir	Karnataka	Maharashtra	West Bengal	
001-Direction and Administration	--	--	--	--	--	--	--	0
120-Assistance to other Institutions	--	--	--	--	--	--	--	0
798-International Co-operation	292500	--	--	--	--	--	--	292500
800-Other Expenditure	66661677	--	--	--	--	--	--	66661677
Total : Expenditure on Agricultural Financial Institutions	66954177	0	0	0	0	0	0	66954177
Charged	--	--	--	--	--	--	--	--
Voted	66954177	0	0	0	0	0	0	66954177

Economic Services

No. 16-B-4416 - ACCOUNT of INVESTMENTS in AGRICULTURAL FINANCIAL INSTITUTIONS during and to the end of the year 2008-09

	(In thousand of rupees)	
	Expenditure	
	During the year	To end of the year
UNION GOVERNMENT		
190-Investments in Public Sector and Other Undertakings	5948700	26079458
200-Other Investments	--	43700
Total : Union Government	5948700	26123158
STATE GOVERNMENTS		
ARUNACHAL PRADESH		
190-Investments in Public Sector and Other Undertakings	--	60466
Total : Government of Arunachal Pradesh	0	60466
ASSAM		
190-Investments in Public Sector and Other Undertakings	--	9962
Total : Government of Assam	0	9962
BIHAR		
190-Investments in Public Sector and Other Undertakings	--	--
Total : Government of Bihar	0	0
CHHATTISGARH		
190-Investments in Public Sector and Other Undertakings	--	--
Total : Government of Chhattisgarh	0	0
HARYANA		
190-Investments in Public Sector and Other Undertakings	--	5250
Total : Government of Haryana	0	5250
HIMACHAL PRADESH		
190-Investments in Public Sector and Other Undertakings	--	90944
796-Tribal Area Sub-Plan	--	3980
Total : Government of Himachal Pradesh	0	94924
JAMMU AND KASHMIR		
190-Investments in Public Sector and Other Undertakings	--	40
Total : Government of Jammu and Kashmir	0	40
JHARKHAND		
190-Investments in Public Sector and Other Undertakings	--	--
Total : Government of Jharkhand	0	0
KARNATAKA		
190-Investments in Public Sector and Other Undertakings	--	195152
Total : Government of Karnataka	0	195152
MANIPUR		
190-Investments in Public Sector and Other Undertakings	19525	55199
Total : Government of Manipur	19525	55199
MEGHALAYA		
190-Investments in Public Sector and Other Undertakings	1000	7096
Total : Government of Meghalaya	1000	7096
MIZORAM		
190-Investments in Public Sector and Other Undertakings	--	375
Total : Government of Mizoram	0	375
ORISSA		
190-Investments in Public Sector and Other Undertakings	--	55413
Total : Government of Orissa	0	55413
PUNJAB		
190-Investments in Public Sector and Other Undertakings	--	712993
200-Other Investments	--	88049
800-Other Expenditure	--	(A)
901-Deduct- Receipts and Recoveries on capital account	--	-2
	--	-5
Total : Government of Punjab	0	801035
UTTAR PRADESH		
200-Other Investments	--	26670
Total : Government of Uttar Pradesh	0	26670
UTTARAKHAND		
200-Other Investments	--	--
Total : Government of Uttarakhand	0	0
Total: Investments in Agricultural Financial Institutions	5969225	27339816


(A) The progressive minus expenditure is under investigation.

No. 16-C-6416-ACCOUNT of LOANS for AGRICULTURAL FINANCIAL INSTITUTIONS showing the amounts ADVANCED and REPAID during the year ended 31st March, 2009 and the BALANCES of such LOANS at the commencement and at the end of the year 2008-09

	Union Government	STATE GOVERNMENTS						Total
		Andhra Pradesh	Assam	Karnataka	Maharashtra	Punjab	Tamil Nadu	
(In thousands of rupees)								
190-Loans to Public Sector and other Undertakings -								
Balance 1st April, 2008	3093396	--	16733	575793	-9586	1530	--	3677866
Advanced during the year	--	--	--	87932	--	--	--	87932
Repaid during the year	164006	--	--	--	--	--	--	164006
Balance 31st March, 2009	2929390	0	16733	663725	(A) -9586	1530	0	3601792
195-Loans to Co-operatives-								
Balance 1st April, 2008	--	--	--	--	--	--	466895	466895
Advanced during the year	--	--	--	--	--	--	--	0
Repaid during the year	--	--	--	--	--	--	--	0
Balance 31st March, 2009	0	0	0	0	0	0	466895	466895
800- Other Loans-								
Balance 1st April, 2008	--	--	--	--	1444	--	-14	1430
Advanced during the year	--	--	--	--	--	--	--	0
Repaid during the year	--	--	--	--	--	--	--	0
Balance 31st March, 2009	0	0	0	0	1444	0	(A) -14	1430
Total : Loans for Agricultural Financial Institutions-								
Balance 1st April, 2008	3093396	0	16733	575793	-8142	1530	466881	4146191
Advanced during the year	0	0	0	87932	0	0	0	87932
Repaid during the year	164006	0	0	0	0	0	0	164006
Balance 31st March, 2009	2929390	0	16733	663725	-8142	1530	466881	4070117
Intrest received and credited to revenue	247028	--	--	--	--	--	--	247028

(A) Minus balance is under investigation.

Loans and Advances



No. 17-0425 - ACCOUNT of RECEIPTS from CO-OPERATION for the year ended 31st March, 2009

(In thousands of rupees)

	Union Government	U.T. Govt. Puduchery	STATE GOVERNMENTS							Item No.
			Andhra Pradesh	Arunachal Pradesh	Assam	Bihar	Chhattisgarh	NCT Delhi	Goa	
101-Audit Fees	575	740	53794	--	1028	3224	75154	555	2732	1
501-Services and Service Fees	--	--	--	--	--	--	--	--	--	2
800-Other Receipts	4078	700	147154	10246	8611	4645	35	--	306	3
900-Deduct - Refunds	--	--	--	--	--	--	--	--	-3	4
Total : Receipts from Co-operation	4653	1440	200948	10246	9639	7869	75189	555	3035	5

No. 17-0425 - ACCOUNT of RECEIPTS from CO-OPERATION for the year ended 31st March, 2009-Contd.

(In thousands of rupees)

	Total brought forward	STATE GOVERNMENTS						Item No.
		Maharashtra	Manipur	Meghalaya	Mizoram	Nagaland	Orissa	
101-Audit Fees	775754	378149	1553	343	192	--	--	1
501-Services and Service Fees	0	11557	--	--	--	--	--	2
800-Other Receipts	925623	488088	--	561	--	7864	20134	3
900-Deduct - Refunds	-994	--	--	--	--	--	--	4
Total : Receipts from Co-operation	1700383	877794	1553	904	192	7864	20134	5

No. 17-0425 - ACCOUNT of RECEIPTS from CO-OPERATION for the year ended 31st March, 2009-Contd.

(In thousands of rupees)

Item No.	STATE GOVERNMENTS								Total carried over
	Gujarat	Haryana	Himachal Pradesh	Jammu and Kashmir	Jharkhand	Karnataka	Kerala	Madhya Pradesh	
1	122487	74814	4837	112	—	278025	33910	123767	775754
2	—	—	—	—	—	—	—	—	0
3	69966	18612	23212	1017	146093	96004	386241	8703	925623
4	—	—	—	—	—	-991	—	—	-994
5	192453	93426	28049	1129	146093	373038	420151	132470	1700383

No. 17-0425 - ACCOUNT of RECEIPTS from CO-OPERATION for the year ended 31st March, 2009-Concl'd.

(In thousands of rupees)

Item No.	STATE GOVERNMENTS								Total
	Punjab	Rajasthan	Sikkim	Tamil Nadu	Tripura	Uttar Pradesh	Uttarakhand	West Bengal	
1	40631	132516	4	17350	524	43364	31886	42890	1465156
2	—	—	—	—	—	—	—	—	11557
3	4861	48791	48	169581	21	221288	—	1908	1888768
4	—	—	—	—	—	—	—	—	-994
5	45492	181307	52	186931	545	264652	31886	44798	3364487

Economic Services

No. 17-A-2425 - ACCOUNT of EXPENDITURE on CO-OPERATION for the year ended 31st March, 2009

	Union Government	U.T. Govt. Puducherry	STATE GOVERNMENTS							Item No.
			Andhra Pradesh	Arunachal Pradesh	Assam	Bihar	Chhattisgarh	NCT Delhi	Goa	
001-Direction and Administration	41528	37083	834111	63277	173631	280509	77690	55600	31404	1
003-Training	562	--	28286	--	4507	759	2896	1000	1712	2
004-Research and Evaluation	--	--	--	--	1000	8369	--	7291	--	3
101-Audit of Co-operatives	9108	--	--	--	130098	85597	57657	6635	13977	4
105-Information and Publicity	7742	--	276	--	--	1266	--	--	--	5
106-Assistance to Multipurpose Rural Co-operatives	--	--	--	--	--	--	--	--	--	6
107-Assistance to Credit Co-operatives	5100	--	1093410	--	13500	262925	408427	--	190	7
108-Assistance to Other Co-operatives	587925	1000	68240	--	15408	2806	--	--	11845	8
109-Agriculture Credit Stabilisation Fund	--	--	--	--	--	--	--	--	--	9
190-Assistance to Public Sector and Other Undertakings	--	--	--	--	--	--	--	--	--	10
196-Assistance to Zila Panchayats/District level Panchayats	--	--	--	--	--	--	--	--	--	11
197-Assistance to Block Panchayats/Intermediate level Panchayats	--	--	--	--	--	--	--	--	--	12
198-Assistance to Gram Panchayats	--	--	--	--	--	--	--	--	--	13
277-Co-operative Education	350000	7100	--	--	3000	--	--	--	--	14
789-Special component Plan for Scheduled Castes	--	--	233903	--	--	--	81052	--	--	15
792-Irrecoverable Loans Written off	--	--	--	--	--	--	--	--	--	16
793-Special Central Assistance for Scheduled Castes Component Plan	--	--	--	--	--	--	--	--	--	17
796-Tribal Area Sub-Plan	1214	--	95057	--	3700	--	229117	--	--	18
800-Other Expenditure	--	--	--	--	9900	875	--	630	--	19
911-Deduct-Recoveries of Overpayments	-2508	-152	--	--	--	-359	--	--	--	20
Total : Expenditure on Co-operation	1000671	45031	2353283	63277	354744	642747	856839	71156	59128	21
Charged	--	--	--	--	--	--	--	--	--	22
Voted	1000671	45031	2353283	63277	354744	642747	856839	71156	59128	23

COMBINED FINANCE AND REVENUE ACCOUNTS OF THE UNION AND STATE GOVERNMENTS IN INDIA FOR THE YEAR 2008-09

No. 17-A-2425 - ACCOUNT of EXPENDITURE on CO-OPERATION for the year ended 31st March, 2009- Contd.

Item No.	STATE GOVERNMENTS								Total carried over
	Gujarat	Haryana	Himachal Pradesh	Jammu and Kashmir	Jharkhand	Karnataka	Kerala	Madhya Pradesh	
1	(A) 353360	234495	96910	138128	144674	294177	307237	201998	3365812
2	56033	1386	6050	—	2877	2246	24142	3500	135956
3	—	3475	—	—	2302	—	—	—	22437
4	240744	97653	35966	121	58138	259790	341218	191032	1527734
5	—	6332	—	—	—	—	—	—	15616
6	—	—	—	—	—	—	—	—	0
7	103742	250074	—	—	143500	2153488	283599	215751	4933706
8	37038	—	—	—	—	336369	191528	—	1252159
9	—	—	—	—	—	—	—	—	0
10	—	—	—	—	15171	—	—	—	15171
11	—	—	—	—	—	28618	—	—	28618
12	—	—	—	—	—	13229	—	—	13229
13	—	—	—	—	—	—	—	—	0
14	—	16559	—	—	—	—	—	—	376659
15	—	17499	500	—	81915	—	—	35300	450169
16	—	—	—	—	—	—	—	—	0
17	—	—	—	—	—	—	—	—	0
18	54050	—	13013	—	232355	—	—	54291	682797
19	—	—	—	—	—	883	152762	40000	205050
20	-19	—	—	—	—	—	-4674	—	-7712
21	844948	627473	152439	138249	680932	3088800	1295812	741872	13017401
22	—	—	—	—	—	—	—	—	0
23	844948	627473	152439	138249	680932	3088800	1295812	741872	13017401

(A) Includes Rs.561 thousands spent out of an advance from the Contingency Fund during 2007-08 and recouped to the Fund during 2008-09.

Economic Services

No. 17-A-2425 - ACCOUNT of EXPENDITURE on CO-OPERATION for the year ended 31st March, 2009- Contd.

	Total brought forward	STATE GOVERNMENTS						Item No.
		Maharashtra	Manipur	Meghalaya	Mizoram	Nagaland	Orissa	
001-Direction and Administration	3385812	912079	74110	38582	50851	61642	370872	1
003-Training	135956	3516	5662	1956	500	1718	--	2
004-Research and Evaluation	22437	--	138	--	--	--	--	3
101-Audit of Co-operatives	1527734	497240	9925	25699	1627	--	180915	4
105-Information and Publicity	15616	--	200	500	--	--	500	5
106-Assistance to Multipurpose Rural Co-operatives	0	--	--	6051	500	--	--	6
107-Assistance to Credit Co-operatives	4933706	23251057	--	2250	600	550	493396	7
108-Assistance to Other Co-operatives	1252159	4577766	--	4150	8100	26785	--	8
109-Agriculture Credit Stabilisation Fund	0	--	--	--	--	--	--	9
190-Assistance to Public Sector and Other Undertakings	15171	--	--	--	9000	--	--	10
196-Assistance to Zila Panchayats/District level Panchayats	28618	--	--	--	--	--	--	11
197-Assistance to Block Panchayats/Intermediate level Panchayats	13229	--	--	--	--	--	--	12
198-Assistance to Gram Panchayats	0	--	--	--	--	--	--	13
277-Co-operative Education	376659	--	--	3500	9800	--	--	14
789-Special component Plan for Scheduled Castes	450169	--	--	--	--	--	121559	15
792-Irrecoverable Loans Written off	0	--	--	--	--	--	--	16
793-Special Central Assistance for Scheduled Castes Component Plan	0	--	--	--	--	--	--	17
796-Tribal Area Sub-Plan	682797	721826	--	--	--	--	174742	18
800-Other Expenditure	205050	--	--	2400	--	--	5000	19
911-Deduct-Recoveries of Overpayments	-7712	-1755	--	--	--	--	-237	20
Total : Expenditure on Co-operation	13017401	29961729	90035	85088	80978	90695	1346747	21
Charged	0	1427	--	--	--	--	--	22
Voted	13017401	29960302	90035	85088	80978	90695	1346747	23

No. 17-A-2425 - ACCOUNT of EXPENDITURE on CO-OPERATION for the year ended 31st March, 2009- Concl'd.

Item No.	STATE GOVERNMENTS								Total
	Punjab	Rajasthan	Sikkim	Tamil Nadu	Tripura	Uttar Pradesh	Uttarakhand	West Bengal	
1	390025	249694	53462	774954	73205	461735	65096	181083	7123202
2	--	8900	--	--	5177	6000	--	32243	201628
3	--	--	--	805	--	--	--	--	23380
4	132859	133794	10	435283	--	408814	--	148027	3501927
5	--	5119	5	--	--	--	--	98	22038
6	--	--	--	--	--	--	--	6494	13045
7	77084	1764	10	336417	10400	545848	19136	284138	29956356
8	--	85259	4204	1206447	400	--	900	483735	7649905
9	--	--	--	--	--	--	--	--	0
10	--	72378	--	--	--	--	--	--	96549
11	--	--	589	--	--	--	--	--	29207
12	--	--	--	--	--	--	--	--	13229
13	--	--	1375	--	--	--	--	--	1375
14	--	--	3782	--	--	--	--	--	393741
15	--	--	2200	18595	--	--	--	73229	665752
16	--	--	--	14470	--	--	--	--	14470
17	--	--	--	--	--	--	--	--	0
18	--	25	7000	9000	--	--	2958	8070	1606418
19	--	55000	--	--	--	177422	70333	--	515205
20	--	--	--	--	--	--	--	--	-9704
21	599968	611933	72637	2795971	89182	1599819	158423	1217117	51817723
22	--	--	--	--	--	--	--	--	1427
23	599968	611933	72637	2795971	89182	1599819	158423	1217117	51816296

No. 17-B-4425 - ACCOUNT of CAPITAL OUTLAY on CO-OPERATION during and to the end of the year 2008-09

	(In thousands of rupees)	
	Expenditure	
	During the year	To end of the year
UNION GOVERNMENT		
001-Direction and Administration	1599	1599
107-Investments in Credit Co-operatives	102	886196
108-Investments in other Co-operatives	2637	830855
190-Investments in Public Sector and other Undertakings	--	94
200-Other investments	100	82324
796-Tribal Area Sub-Plan	795	4442
901-Deduct - Receipts and Recoveries on Capital Account	--	-9789
Total : Union Government	5233	1795721
UNION TERRITORY GOVERNMENT		
PUDUCHERRY		
001-Direction and Administration	--	3940
107-Investments in Credit Co-operatives	3575	62467
108-Investments in other Co-operatives	20782	350236
195-Investments in Co-operatives	--	--
Total : Government of Puducherry	24357	416643
STATE GOVERNMENTS		
ANDHRA PRADESH		
107-Investments in Credit Co-operatives	13269	258222
108-Investments in other Co-operatives	24556	485911
195-Investments in Co-operatives	(A) -288	2257746
789-Special component Plan for SCs	7627	7627
796-Tribal Area Sub-Plan	3115	19145
Total : Government of Andhra Pradesh	48279	3028651
ARUNACHAL PRADESH		
001-Direction and Administration	--	31806
106-Investments in multipurpose Rural Co-operatives	--	3690
107-Investments in Credit Co-operatives	--	5584
108-Investments in other Co-operatives	--	15886
190-Investments in Public Sector and other Undertakings	--	1905300
200-Other investments	18775	102870
800-Other Expenditure	--	17492
Total : Government of Arunachal Pradesh	18775	2082628

(A) Reasons for minus figure have not been intimated by the department.

No. 17-B-4425 - ACCOUNT of CAPITAL OUTLAY on CO-OPERATION during and to the end of the year 2008-09 - Contd.

	(In thousands of rupees)	
	Expenditure	
	During the year	To end of the year
ASSAM		
106-Investments in multipurpose Rural Co-operatives	800	131449
107-Investments in Credit Co-operatives	--	111099
108-Investments in Co-operatives	--	454608
190-Investments in Public Sector and other Undertakings	3500	29348
789-Special Component Plan for Scheduled Castes	--	--
796-Tribal area sub-plan	--	11852
800-Other Expenditure	3100	3100
Total : Government of Assam	7400	741456
BIHAR		
051-Under State Plan Constructions, Group Head	85400	278330
107-Investments in Credit Co-operatives	--	1750987
108-Investments in other Co-operatives	14970	652313
190-Investments in public Sector and other Undertakings	--	249626
796-Tribal Area Sub-Plan	--	273020
800-Other Expenditure	--	3825
Total : Government of Bihar	100370	3208101
CHHATTISGARH		
001-Direction and Administration	--	-58 (A)
106-Investments in multipurpose Rural Co-operatives	--	-1751
107-Investments in Credit Co-operatives	93250	308485
108-Investments in other Co-operatives	--	235805
200-Other investments	--	-195
789-Special Component Plan for Scheduled Castes	--	23351
796-Tribal Area Sub-Plan	153000	465685
Total : Government of Chhattisgarh	246250	1031322
NCT DELHI		
107-Investments in Credit Co-operatives	-500	4867
108-Investments in other Co-operatives	--	1557
200-Other investments	--	4531
901-Deduct - Receipts and Recoveries on Capital Account	--	-813
Total : Government of NCT Delhi	-500	10142
GOA		
107-Investments in Credit Co-operatives	2760	53604
108-Investments in other Co-operatives-	54138	467360
Total : Government of Goa	56898	520964
GUJARAT		
107-Investments in Credit Co-operatives	(A) -14754	91131
108-Investments in other Co-operatives	-40	-22742
796-Tribal Area Sub-Plan	-4541	67301
Total : Government of Gujarat	-19335	135690

(A) Minus balance is under investigation.

No. 17-B-4425 - ACCOUNT of CAPITAL OUTLAY on CO-OPERATION during and to the end of the year 2008-09 - Contd.

	(In thousands of rupees)	
	Expenditure	
	During the year	To end of the year
HARYANA		
107-Investments in Credit Co-operatives	247035	(A) 964883
108-Investments in other Co-operatives	93412	733942
190-Investments in Public Sector and other Undertakings	--	317
800-Other Expenditure	--	4124
Total : Government of Haryana	340447	1703266
HIMACHAL PRADESH		
001-Direction and Administration	--	29442
106-Investments in multipurpose Rural Co-operatives	--	-33486
107-Investments in Credit Co-operatives	--	41591
108-Investments in other Co-operatives	--	488930
789- Special Component Plan for Scheduled Castes	1855	2325
796-Tribal Area Sub-plan	10225	62743
Total : Government of Himachal Pradesh	12080	591545
JAMMU and KASHMIR		
001-Direction and Administration	160450	192630
004-Research and Evaluation	--	2607
106-Investments in multipurpose Rural Co-operatives	--	2633
107-Investments in Credit Co-operatives	4527	35628
108-Investments in other Co-operatives	71912	206492
190-Investments in Public Sector and other Undertakings	--	29541
200-Other investments	12043	129448
Total : Government of Jammu and Kashmir	248932	598979
JHARKHAND		
190-Investments in Public Sector and other Undertakings	24000	120163
789-Special Component Plan for Scheduled Castes	3200	6142
796- Tribal Area Sub-plan	17758	17758
Total : Government of Jharkhand	44958	144063
KARNATAKA		
107-Investments in Credit Co-operatives	--	735794
108-Investments in other Co-operatives	1071	1184999
796-Tribal Area Sub-Plan	--	14184
800-Other Expenditure	--	21678
901-Deduct-Receipts and Recoveries on Capital Account	--	-104653
Total : Government of Karnataka	1071	1852002

(A) Decreased performa by Rs.4,16,71thousand and Rs.2,52,95 thousand from minor heads 107 and 108 respectively from the closing balances due to retirement/disinvestment

No. 17-B-4425 - ACCOUNT of CAPITAL OUTLAY on CO-OPERATION during and to the end of the year 2008-09 - Contd.

	(In thousands of rupees)	
	Expenditure	
	During the year	To end of the year
KERALA		
107-Investments in Credit Co-operatives	50048	675878
108-Investments in other Co-operatives	148039	2460187
Total : Government of Kerala	198087	3136065
MADHYA PRADESH		
107-Investments in Credit Co-operatives	49879	2046220
108-Investments in other Co-operatives	1500	1922110
200-Other investments	--	-5464
789-Special Component Plan for Scheduled Castes	--	114217
794-Special Central Assistance for Tribal Area Sub-Plan	--	10000
796-Tribal Area Sub-Plan	48149	591160
Total : Government of Madhya Pradesh	99528	4678243 (A)
MAHARASHTRA		
107-Investments in Credit Co-operatives	-36309	1059652
108-Investments in other Co-operatives	2164936	24242671
190-Investments in Public Sector and other Undertakings	--	59975
796-Tribal Area Sub-Plan	109805	1226604
797-Transfers to/from Reserve Funds and Deposit Accounts	--	-1600
901-Deduct - Receipts and Recoveries on Capital Account	--	-323340
Total : Government of Maharashtra	2238432	26263962
MANIPUR		
001-Direction and Administration	10000	29130
106-Investments in Multipurpose Rural Co-operatives	--	63406
107-Investments in Credit Co-operatives	--	256288
108-Investments in other Co-operatives	--	117312
190-Investments in Public Sector and other Undertakings	--	6745
200-Other investments	--	1095
800-Other Expenditure	--	300
Total : Government of Manipur	10000	474276

(A) Includes Rs.3325581 thousands yet to be apportioned between Madhya Pradesh and Chhattisgarh.

No. 17-B-4425 - ACCOUNT of CAPITAL OUTLAY on CO-OPERATION during and to the end of the year 2008-09 - Contd.

	(In thousands of rupees)	
	Expenditure	
	During the year	To end of the year
MEGHALAYA		
106-Investments in multipurpose Rural Co-operatives	10910	158436
107-Investments in Credit Co-operatives	2500	46377
108-Investments in other co-operatives	11100	171640
200-Other investments	13850	77311
800- Other Expenditure	--	6324
Total : Government of Meghalaya	38360	460088
MIZORAM		
001-Direction and Administration	2200	16585
003-Training	--	3400
106-Investments in multipurpose Rural Co-operatives	--	6592
107-Investments in Credit Co-operatives	10000	67041
108-Investments in other Co-operatives	--	85932
190-Investments in Public Sector and other Undertakings	--	12335
277-Education	--	13882
Total : Government of Mizoram	12200	205767
NAGALAND		
001-Direction and Administration	--	2383
107-Investments in Credit Co-operatives	--	275837
108-Investments in other Co-operatives	1895	308161
800-Other Expenditure	4000	18619
Total : Government of Nagaland	5895	605000
ORISSA		
107-Investments in Credit Co-operatives	30253	1390825
108-Investments in other Co-operatives	12000	397149
195-Investments in Co-operatives	--	23200
789- Special component plan for scheduled castes	3257	12258
796-Tribal Area Sub-Plan	19649	496997
800-Other Expenditure	--	(A) -12
Total : Government of Orissa	65159	2320417

(A) Minus balance is under investigation.

No. 17-B-4425 - ACCOUNT of CAPITAL OUTLAY on CO-OPERATION during and to the end of the year 2008-09 - Contd.

	(In thousands of rupees)	
	Expenditure	
	During the year	To end of the year
PUNJAB		
004-Research and Evaluation	--	2355
107-Investments in Credit Co-operatives	--	-26879 (A)
108-Investments in other Co-operatives	--	-123204
190-Investments in Public Sector and other Undertakings	--	333999
800-Other Expenditure	-2328	2969756
901-Deduct Receipts and Recoveries on Capital account	--	-3035555
Total : Government of Punjab	-2328	120472
RAJASTHAN		
003-Training	--	5624
107-Investments in Credit Co-operatives	--	1156471
108-Investments in other Co-operatives	131287	1339769
789-Special Component Plan for Scheduled Castes	--	12500
796-Tribal Area Sub-Plan	100	212641
800-Other Expenditure	--	8403
Total : Government of Rajasthan	131387	2735408
SIKKIM		
106-Investments in multi-purpose Rural Co-operatives	--	3401
107-Investments in Credit Co-operatives	--	6374
108-Investments in other Co-operatives	--	42713
190-Investments in Public Sector and other Undertakings	--	6078
200-Other investments	--	82560
Total : Government of Sikkim	0	141126
TAMIL NADU		
107-Investments in Credit Co-operatives	12466205	41637816
108-Investments in other Co-operatives	-49412	-200422
200-Other investments	--	2006
796-Tribal Area Sub-Plan	--	5621
800-Other Expenditure	--	-140098
901-Deduct - Receipts and Recoveries on Capital Account	--	-53
Total : Government of Tamil Nadu	12416793	41304870


(A) The progressive minus expenditure is under investigation.

No. 17-B-4425 - ACCOUNT of CAPITAL OUTLAY on CO-OPERATION during and to the end of the year 2008-09 - Concl'd.

	(In thousands of rupees)	
	Expenditure	
	During the year	To end of the year
TRIPURA		
106-Investments in multipurpose Rural Co-operatives	12500	154564
107-Investments in Credit Co-operatives	15800	252628
108-Investments in other Co-operatives	18100	209894
200-Other investments	--	300
796-Tribal Area Sub-Plan	--	62094
Total : Government of Tripura	46400	679480
UTTAR PRADESH		
107-Investments in Credit Co-operatives	--	1840357
108-Investments in other Co-operatives	--	282833
200-Other investments	47212	1038485
800-Other Expenditure	--	111630
Total : Government of Uttar Pradesh	47212	3273305 (A)
UTTARAKHAND		
107-Investments in Credit Co-operatives	--	-1817
108-Investments in other Co-operatives	--	--
200-Other investments	-20253	491328
800-Other Expenditure	--	-810
Total : Government of Uttarakhand	-20253	488701
WEST BENGAL		
001-Direction and Administration	--	-251
106-Investments in multipurpose Rural Co-operatives	9293	973921
107-Investments in Credit Co-operatives	11407	919578
108-Investments in other Co-operatives	--	133733
789-Special Component Plan for Scheduled Castes	--	11836
796-Tribal Area Sub-Plan	--	658
800-Other Expenditure	--	3280
901-Deduct-Receipts and Recoveries on Capital Account	-3890	-157785
Total : Government of West Bengal	16810	1884970
Total : Capital Outlay on Co-operation	16438897	106633323

(A) Includes Rs.2895679 thousands yet to be apportioned between Uttar Pradesh and Uttarakhand.

Economic Services



No. 17-C-8425 - ACCOUNT of LOANS for CO-OPERATION showing the amounts ADVANCED and REPAID during the year ended 31st March, 2009 and the BALANCES of such LOANS at the commencement and at the end of the year 2008-09

	(In thousands of rupees)									
	Union Government	U.T. Govt. Puduchery	STATE GOVERNMENTS							Item No
			Andhra Pradesh	Arunachal Pradesh	Assam	Bihar	Chhattisgarh	NCT Delhi	Goa	
106-Loans to Multi-purpose Rural Co-operatives-										
Balance 1st April,2008	--	--	--	833	202217	-3752	--	--	-604	1
Advanced during the year	--	--	--	--	--	--	--	--	--	2
Repaid during the year	--	--	--	7	17	47	--	--	100	3
Balance 31st March, 2009	0	0	0	826	202200	-3799	0	0	-704	4
107-Loans to Credit Co-operatives-										
Balance 1st April,2008	3583605	(A) -1	2716820	5721	29356	1335893	245389	6492	2395	5
Advanced during the year	585300	--	--	1300	--	346065	52886	--	170	6
Repaid during the year	1340226	--	4006	--	1518	11335	70433	(A) -534	77	7
Balance 31st March, 2009	2828679	-1	2712814	7021	27838	1670623	227842	7026	2488	8
108-Loans to Other Co-operatives-										
Balance 1st April,2008	-3589454	3678	772989	95873	33660	1349009	448548	349	90568	9
Advanced during the year	4904	--	62316	4030	--	675	93250	--	12259	10
Repaid during the year	247188	175	24406	3914	--	9658	21771	53	3146	11
Balance 31st March, 2009	-3831738	3503	810899	95989	33660	1340026	520027	296	99681	12
109-Loans to Consumer Co-operatives-										
Balance 1st April,2008	--	--	--	7923	--	--	--	--	--	13
Advanced during the year	--	--	--	--	--	--	--	--	--	14
Repaid during the year	--	--	--	--	--	--	--	--	--	15
Balance 31st March, 2009	0	0	0	7923	0	0	0	0	0	16
110-Loans to Handloom Co-operatives-										
Balance 1st April,2008	--	--	--	539	--	--	--	--	--	17
Advanced during the year	--	--	--	--	--	--	--	--	--	18
Repaid during the year	--	--	--	--	--	--	--	--	--	19
Balance 31st March, 2009	0	0	0	539	0	0	0	0	0	20
111-Loans to Diary/Poultry/Fishery Co-operatives-										
Balance 1st April,2008	--	--	--	370	--	--	--	--	--	21
Advanced during the year	--	--	--	--	--	--	--	--	--	22
Repaid during the year	--	--	--	--	--	--	--	--	--	23
Balance 31st March, 2009	0	0	0	370	0	0	0	0	0	24
112-Loans to Transport Co-operatives-										
Balance 1st April,2008	--	--	--	1217	--	--	--	--	--	25
Advanced during the year	--	--	--	--	--	--	--	--	--	26
Repaid during the year	--	--	--	--	--	--	--	--	--	27
Balance 31st March, 2009	0	0	0	1217	0	0	0	0	0	28

(A) Adverse balances are under investigation.

No. 17-C-6425 - ACCOUNT of LOANS for CO-OPERATION showing the amounts ADVANCED and REPAID during the year ended 31st March, 2009 and the BALANCES of such LOANS at the commencement and at the end of the year 2008-09-Contd.

Item No.	STATE GOVERNMENTS								Total carried over
	Gujarat	Haryana	Himachal Pradesh	Jammu and Kashmir	Jharkhand	Karnataka	Kerala	Madhya Pradesh	
1	-	-	4	-	-	-	-	382029	580727
2	-	-	-	-	-	-	-	60000	60000
3	-	-	-	-	-	-	-	2075	2246
4	0	0	4	0	0	0	0	439954	638481
5	3	382002	35615	18834	-73	37292	387611	771520	9558474
6	-	-	-	-	-	-	9348	-	995069
7	-	28105	6329	-	-	7945	41027	144610	1655077
8	3	353897	29286	18834	(A) -73	29347	355932	626910	8898466
9	824154	323117	168185	77170	-209	938210	1705140	347597	3588584
10	30795	24790	-	-	-	77900	639392	-	950311
11	70801	11701	37982	-	-	5693	23234	-	459722
12	784148	336206	130203	77170	(A) -209	1010417	2321298	347597	4079173
13	-	-	-	-	-	-	-	-	7923
14	-	-	-	-	-	-	-	-	0
15	-	-	-	-	-	-	-	-	0
16	0	0	0	0	0	0	0	0	7923
17	-	-	-	-	-	-	-	-	539
18	-	-	-	-	-	-	-	-	0
19	-	-	-	-	-	-	-	-	0
20	0	0	0	0	0	0	0	0	539
21	-	-	-	-	-	-	-	-	370
22	-	-	-	-	-	-	-	-	0
23	-	-	-	-	-	-	-	-	0
24	0	0	0	0	0	0	0	0	370
25	-	-	-	-	-	-	-	-	1217
26	-	-	-	-	-	-	-	-	0
27	-	-	-	-	-	-	-	-	0
28	0	0	0	0	0	0	0	0	1217

(A) Minus balances are due to non-allocation of balances as on 14-11-2000 between Bihar and Jharkhand.

Loans and Advances

No: 17-C-6425 - ACCOUNT of LOANS for CO-OPERATION showing the amounts ADVANCED and REPAID during the year ended 31st March, 2009 and the BALANCES of such LOANS at the commencement and at the end of the year 2008-09-Contd.

	Total brought forward	STATE GOVERNMENTS						Item No
		Maharashtra	Manipur	Meghalaya	Mizoram	Nagaland	Orissa	
(In thousands of rupees)								
106-Loans to Multi-purpose Rural Co-operatives-								
Balance 1st April,2008	580727		31674	61742	10830		3	1
Advanced during the year	60000			1210				2
Repaid during the year	2246							3
Balance 31st March, 2009	638481	0	31674	62952	10830	0	3	4
107-Loans to Credit Co-operatives-								
Balance 1st April,2008	9558474	9986146	87674	8425		25532	258020	5
Advanced during the year	995069	2500						6
Repaid during the year	1655077	6030	28				38688	7
Balance 31st March, 2009	8898466	9982616	87646	8425	0	25532	219332	8
108-Loans to Other Co-operatives-								
Balance 1st April,2008	3588584	67262651	12357	6721	39191	177756	303989	9
Advanced during the year	950311	2311950				8252	1541	10
Repaid during the year	459722	347501	319	1018	2211	576	2927	11
Balance 31st March, 2009	4079173	69227100	12038	5703	36980	185432	302603	12
109-Loans to Consumer Co-operatives-								
Balance 1st April,2008	7923							13
Advanced during the year	0							14
Repaid during the year	0							15
Balance 31st March, 2009	7923	0	0	0	0	0	0	16
110-Loans to Handloom Co-operatives-								
Balance 1st April,2008	539							17
Advanced during the year	0							18
Repaid during the year	0							19
Balance 31st March, 2009	539	0	0	0	0	0	0	20
111-Loans to Dairy/Poultry/Fishery Co-operatives-								
Balance 1st April,2008	370							21
Advanced during the year	0							22
Repaid during the year	0							23
Balance 31st March, 2009	370	0	0	0	0	0	0	24
112-Loans to Transport Co-operatives-								
Balance 1st April,2008	1217							25
Advanced during the year	0							26
Repaid during the year	0							27
Balance 31st March, 2009	1217	0	0	0	0	0	0	28

No. 17-C-6425 - ACCOUNT of LOANS for CO-OPERATION showing the amounts ADVANCED and REPAID during the year ended 31st March, 2009 and the BALANCES of such LOANS at the commencement and at the end of the year 2008-09-Contd.

Item No	STATE GOVERNMENTS								Total
	Punjab	Rajasthan	Sikkim	Tamil Nadu	Tripura	Uttar Pradesh	Uttarakhand	West Bengal	
1	--	--	228	-263	2841	31	--	544347	1232160
2	--	--	--	--	--	--	--	18400	79610
3	--	--	--	-229 (A)	4	403	--	13000	15424
4	0	0	228	-34	2837	-372	0	549747	1296346
5	59026	516417	--	1042022	32180	496199	234	123761	22194110
6	--	60681	--	2183103	--	31700	30	15775	3288858
7	1972	87843	--	2228497	12	70191	--	2254	4090592
8	57054	489255	0	996628	32168	457708	264	137282	21392376
9	1737241	1332397	4079	5438269	73126	425264	-6778	191219	80586066
10	244152	126624	--	4951	--	201271	--	9000	3858052
11	828	5451	--	6850	177	253306	106 (B)	50000	1130992
12	1980565	1453570	4079	5436370	72949	373229	-6884	150219	83313126
13	--	--	--	--	--	--	--	--	7923
14	--	--	--	--	--	--	--	--	0
15	--	--	--	--	--	--	--	--	0
16	0	0	0	0	0	0	0	0	7923
17	--	--	--	--	--	--	--	--	539
18	--	--	--	--	--	--	--	--	0
19	--	--	--	--	--	--	--	--	0
20	0	0	0	0	0	0	0	0	539
21	--	--	--	--	--	--	--	--	370
22	--	--	--	--	--	--	--	--	0
23	--	--	--	--	--	--	--	--	0
24	0	0	0	0	0	0	0	0	370
25	--	--	--	--	--	--	--	--	1217
26	--	--	--	--	--	--	--	--	0
27	--	--	--	--	--	--	--	--	0
28	0	0	0	0	0	0	0	0	1217

(A) Minus balance is under Examination.

(B) Minus balance is due to non apportionment of composite balances.

Loans and Advances

No. 17-C-6425 - ACCOUNT of LOANS for CO-OPERATION showing the amounts ADVANCED and REPAYED during the year ended 31st March, 2009 and the BALANCES of such LOANS at the commencement and at the end of the year 2008-09-Contd.

(In thousands of rupees)

	Union Government	U.T. Govt. Puducherry	STATE GOVERNMENTS							Item No
			Andhra Pradesh	Arunachal Pradesh	Assam	Bihar	Chhattisgarh	NCT Delhi	Goa	
190-Loans to Public Sector and other Undertakings-										
Balance 1st April,2008	34	—	9455	—	210779	264684	—	—	—	1
Advanced during the year	—	—	—	200000	—	—	—	—	—	2
Repaid during the year	—	—	—	—	—	—	—	—	—	3
Balance 31st March, 2009	34	0	9455	200000	210779	264684	0	0	0	4
195-Consumer Co-operatives-										
Balance 1st April,2008	605840	—	—	—	-311	—	—	—	—	5
Advanced during the year	—	—	—	—	—	—	—	—	—	6
Repaid during the year	—	—	—	—	(A) -528	—	—	—	—	7
Balance 31st March, 2009	605840	0	0	0	217	0	0	0	0	8
789-Special Component Plan for SCs-										
Balance 1st April,2008	—	—	—	—	2960	—	3840	—	—	9
Advanced during the year	—	—	13075	—	—	—	—	—	—	10
Repaid during the year	—	—	—	—	—	—	—	—	—	11
Balance 31st March, 2009	0	0	13075	0	2960	0	3840	0	0	12
796-Tribal Area Sub-Plan -										
Balance 1st April,2008	—	—	1739	—	20351	101911	87188	—	—	13
Advanced during the year	—	—	5329	—	—	—	423000	—	—	14
Repaid during the year	—	—	—	—	528	—	—	—	—	15
Balance 31st March, 2009	0	0	7068	0	19823	101911	510188	0	0	16
797-Transfer to/from Reserve Funds and Deposit Accounts-										
Balance 1st April,2008	-1200	—	—	—	—	—	—	—	—	17
Advanced during the year	—	—	—	—	—	—	—	—	—	18
Repaid during the year	—	—	—	—	—	—	—	—	—	19
Balance 31st March, 2009	-1200	0	0	0	0	0	0	0	0	20
800-Other Loans-										
Balance 1st April,2008	—	—	—	—	1117	—	632	—	—	21
Advanced during the year	—	—	—	—	—	—	—	—	—	22
Repaid during the year	—	—	—	—	—	—	—	—	—	23
Balance 31st March, 2009	0	0	0	0	1117	0	632	0	0	24
Total : Loans for Co-operation-										
Balance 1st April,2008	598825	3677	3501003	112476	500129	3047745	785597	6841	92359	25
Advanced during the year	590204	0	80720	205330	0	346740	569136	0	12429	26
Repaid during the year	1587414	175	28412	3921	1535	21040	92204	-481	3323	27
Balance 31st March 2009	-398385	3502	3553311	313885	498594	3373445	1262529	7322	101465	28
Interest received and credited to revenue	—	719	55447	—	—	—	16852	—	784	29

(A) Minus figure is due to rectification of misclassification.

No. 17-C-6425 - ACCOUNT of LOANS for CO-OPERATION showing the amounts ADVANCED and REPaid during the year ended 31st March, 2009 and the BALANCES of such LOANS at the commencement and at the end of the year 2008-09-Contd.

Item No	STATE GOVERNMENTS								Total carried over
	Gujarat	Haryana	Himachal Pradesh	Jammu and Kashmir	Jharkhand	Karnataka	Kerala	Madhya Pradesh	
1	--	147528	--	2633	87833	--	--	--	722946
2	--	--	--	--	41000	--	--	--	241000
3	--	400	--	--	--	--	--	--	400
4	0	147128	0	2633	128833	0	0	0	963546
5	--	--	--	--	--	--	--	--	605529
6	--	--	--	--	--	--	--	--	0
7	--	--	--	--	--	--	--	--	-528
8	0	0	0	0	0	0	0	0	606057
9	--	--	--	--	--	--	--	74604	81404
10	--	1600	--	--	5683	--	--	--	20358
11	--	--	--	--	--	--	--	--	0
12	0	1600	0	0	5683	0	0	74604	101762
13	389660	--	12979	--	--	31537	--	66227	711592
14	1000	--	575	--	43000	--	--	--	472904
15	--	--	250	--	--	281	--	--	1059
16	390660	0	13304	0	43000	31256	0	66227	1183437
17	--	--	--	--	--	--	--	--	-1200
18	--	--	--	--	--	--	--	--	0
19	--	--	--	--	--	--	--	--	0
20	0	0	0	0	0	0	0	0	-1200
21	--	--	--	--	--	7178	--	7575	16502
22	--	--	--	--	--	30000	--	--	30000
23	--	--	--	--	--	391	--	--	391
24	0	0	0	0	0	36787	0	7575	46111
25	1213817	852647	216783	98637	87551	1014217	2092751	1649552	15874607
26	31795	26390	575	0	89683	107900	648740	60000	2769642
27	70801	40206	44561	0	0	14310	64261	146685 (A)	2118367
28	1174811	838831	172797	98637	177234	1107807	2677230	1562867	16525882
29	--	2101	--	--	--	--	--	26278	102181

(A) Includes Rs.4020 thousands yet to be apportioned between Madhya Pradesh and Chhattisgarh.

No. 17-C-6425 - ACCOUNT of LOANS for CO-OPERATION showing the amounts ADVANCED and REPAYED during the year ended 31st March, 2009 and the BALANCES of such LOANS at the commencement and at the end of the year 2008-09-Contd.

	Total brought forward	STATE GOVERNMENTS						Item No
		Maharashtra	Manipur	Meghalaya	Mizoram	Nagaland	Orissa	
(In thousands of rupees)								
190-Loans to Public Sector and Other Undertakings-								
Balance 1st April,2008	722946	—	26092	—	29508	—	78049	1
Advanced during the year	241000	—	—	—	—	—	—	2
Repaid during the year	400	—	—	—	2518	—	14316	3
Balance 31st March, 2009	963546	0	26092	0	26990	0	63733	4
195-Consumer Co-operatives-								
Balance 1st April,2008	605529	—	—	—	—	—	—	5
Advanced during the year	0	—	—	—	—	—	—	6
Repaid during the year	-528	—	—	—	—	—	—	7
Balance 31st March, 2009	606057	0	0	0	0	0	0	8
789-Special Component Plan for SC-								
Balance 1st April,2008	81404	—	—	—	—	—	—	9
Advanced during the year	20358	—	—	—	—	—	—	10
Repaid during the year	0	—	—	—	—	—	—	11
Balance 31st March, 2009	101762	0	0	0	0	0	0	12
796-Tribal Area Sub-Plan -								
Balance 1st April,2008	711592	2564	—	—	—	—	84640	13
Advanced during the year	472904	—	—	—	—	—	—	14
Repaid during the year	1059	95	—	—	—	—	90	15
Balance 31st March, 2009	1183437	2469	0	0	0	0	84550	16
797-Transfer to/from Reserve Funds and Deposit Accounts-								
Balance 1st April,2008	-1200	—	—	—	—	—	—	17
Advanced during the year	0	—	—	—	—	—	—	18
Repaid during the year	0	—	—	—	—	—	—	19
Balance 31st March, 2009	-1200	0	0	0	0	0	0	20
800-Other Loans-								
Balance 1st April,2008	16502	—	—	14972	—	—	—	21
Advanced during the year	30000	—	—	—	—	—	—	22
Repaid during the year	391	—	—	—	—	—	—	23
Balance 31st March, 2009	46111	0	0	14972	0	0	0	24
Total : Loans for Co-operation-								
Balance 1st April,2008	15874607	77251361	157797	91860	79529	203288	724701	25
Advanced during the year	2769642	2314450	0	1210	0	8252	1541	26
Repaid during the year	2118367	353626	347	1018	4729	576	56021	27
Balance 31st March 2008	16525882	79212185	157450	92052	74800	210964	670221	28
Interest received and credited to revenue	102181	85650	3986	—	59	—	—	29

No. 17-C-6425 - ACCOUNT of LOANS for CO-OPERATION showing the amounts ADVANCED and REPAID during the year ended 31st March, 2009 and the BALANCES of such LOANS at the commencement and at the end of the year 2008-09-Concid.

(In thousands of rupees)

Item No	STATE GOVERNMENTS								Total
	Punjab	Rajasthan	Sikkim	Tamil Nadu	Tripura	Uttar Pradesh	Uttarakhand	West Bengal	
1	360691	-	-	-	-	53	-	0	1217339
2	-	-	-	-	-	-	-	-	241000
3	-	-	-	-	-	-	-	-	17234
4	360691	0	0	0	0	53	0	0	1441105
5	-	-	-	-	-	-	-	-	605529
6	-	-	-	-	-	-	-	-	0
7	-	-	-	-	-	-	-	-	-528
8	0	0	0	0	0	0	0	0	606057
9	-	-	-	-	-	-	-	-	81404
10	-	-	-	-	-	-	-	-	20358
11	-	-	-	-	-	-	-	-	0
12	0	0	0	0	0	0	0	0	101762
13	-	876	-	1325	-	-	9	755	801761
14	-	-	-	-	-	-	4	-	472908
15	-	613	-	-	-	-	-	-	1857
16	0	263	0	1325	0	0	13	755	1272812
17	-	-	-	-	-	-	-	-	-1200
18	-	-	-	-	-	-	-	-	0
19	-	-	-	-	-	-	-	-	0
20	0	0	0	0	0	0	0	0	-1200
21	-	8096	-	-	-	268023	106839	-	414432
22	-	-	-	-	-	35577	-	-	65577
23	-	293	-	-	-	1063	7445	-	9192
24	0	7803	0	0	0	302537	99394	0	470817
25	2156958	1857786	4307	6481353	108147	1189570	100304	860082	107141650
26	244152	187305	0	2188054	0	268548	34	43175	8026363
27	2800	94200	0	2235118	193	324963	7551	65254	5264763
28	2398310	1950891	4307	6434289	107954	1133155	92787	838003	109903250
29	4449	27860	-	-	-	-	-	6032	230217

(A) Includes Rs.691869 thousands yet to be apportioned between Uttar Pradesh and Uttarakhand.

COMBINED FINANCE AND REVENUE ACCOUNTS OF THE UNION AND STATE GOVERNMENTS IN INDIA FOR THE YEAR 2008-09

No. 18-0435-ACCOUNT of RECEIPTS from OTHER AGRICULTURAL PROGRAMMES for the year ended 31st March, 2009

(In thousands of rupees)

	Union Government	U.T.Govt. Puducherry	STATE GOVERNMENTS						Item No.
			Andhra Pradesh	Arunachal Pradesh	Assam	Bihar	Chhattisgarh	NCT Delhi	
102-Fees for Quality Control grading of Agricultural products	27848	76	576	--	57	--	--	219	1
103-Receipts from Agricultural Research Stations Orchards etc.	--	--	--	--	29	--	--	--	2
104-Soil and Water Conservation	--	--	83	--	754	--	--	--	3
501-Services and Service Fees	--	--	--	--	--	--	--	--	4
800-Other Receipts	101035	21	--	887	1862	15	7216	153	5
900-Deduct-Refunds	--	--	--	--	--	--	-5	--	6
Total: Receipts from Other Agricultural Programmes	128883	97	659	887	2702	15	7211	372	7

No. 18-0435-ACCOUNT of RECEIPTS from OTHER AGRICULTURAL PROGRAMMES for the year ended 31st March, 2009-Contd.

(In thousands of rupees)

	Total brought forward.	STATE GOVERNMENTS							Item No.
		Madhya Pradesh	Maharashtra	Manipur	Meghalaya	Mizoram	Nagaland	Orissa	
102-Fees for Quality Control grading of Agricultural products	29846	780	--	--	--	--	--	--	1
103-Receipts from Agricultural Research Stations Orchards etc.	29	--	--	--	--	--	--	--	2
104-Soil and Water Conservation	14436	12636	19578	--	5337	679	--	5907	3
501-Services and Service Fees	62	18	--	1	--	--	--	--	4
800-Other Receipts	114719	33253	9327	--	5619	8743	86	3308	5
900-Deduct-Refunds	-5	--	--	--	--	--	--	--	6
Total: Receipts from Other Agricultural Programmes	159087	46687	28905	1	10956	9422	86	9215	7

COMBINED FINANCE AND REVENUE ACCOUNTS OF THE UNION AND STATE GOVERNMENTS IN INDIA FOR THE YEAR 2008-09

No. 18-0435-ACCOUNT of RECEIPTS from OTHER AGRICULTURAL PROGRAMMES for the year ended 31st March, 2009-Contd.

Item No.	STATE GOVERNMENTS								Total carried over
	Goa	Gujarat	Haryana	Himachal Pradesh	Jammu and Kashmir	Jharkhand	Karnataka	Kerala	
1	--	595	324	--	151	--	--	--	29846
2	--	--	--	--	--	--	--	--	29
3	140	.1	9806	2081	--	--	841	730	14436
4	--	62	--	--	--	--	--	--	62
5	70	100	--	--	167	3176	--	17	114719
6	--	--	--	--	--	--	--	--	-5
7	210	758	10130	2081	318	3176	841	747	159087

No. 18-0435-ACCOUNT of RECEIPTS from OTHER AGRICULTURAL PROGRAMMES for the year ended 31st March, 2009-Concid.

Item No.	STATE GOVERNMENTS								Total
	Punjab	Rajasthan	Sikkim	Tamil Nadu	Tripura	Uttar Pradesh	Uttarakhand	West Bengal	
1	45	--	--	32792	--	--	--	--	63463
2	--	--	--	--	--	--	--	--	29
3	3656	253	--	14218	--	95865	--	2856	175421
4	--	--	--	--	--	--	--	--	81
5	293759	33261	--	194976	--	37037	240	6	734334
6	--	--	--	--	--	--	--	--	-5
7	297460	33514	0	241986	0	132902	240	2862	973323

Economic Services

**No. 18-A-2435-ACCOUNT of EXPENDITURE on OTHER AGRICULTURAL PROGRAMMES for the
year ended 31st March, 2009**

(In thousands of rupees)

	Union Government	U.T.Govt. Puduchery	STATE GOVERNMENTS							Item No.
			Andhra Pradesh	Arunachal Pradesh	Assam	Bihar	Chhattisgarh	NCT Delhi	Goa	
01-Marketing and Quality Control-										
001-Direction and Administration	-	-	153399	-	-	-	-	-	-	1
101-Marketing Facilities	70593	34905	-	10727	36699	15000	-	17341	6506	2
102-Grading and Quality Control Facilities	183490	-	-	-	3655	20437	-	-	-	3
190-Assistance to Public Sector and Other Undertakings	-	-	-	-	-	-	-	-	-	4
196-Assistance to Zila Parishads/ District Level	-	-	-	-	-	-	-	-	-	5
198-Assistance to Gram Panchayats	-	-	-	-	-	-	-	-	-	6
789-Special Component Plan for Scheduled Castes	-	-	-	-	-	-	-	-	-	7
796-Tribal Area Sub-plan	-	-	-	-	-	-	-	-	-	8
800-Other Expenditure	1877955	-	-	-	-	-	-	-	-	9
911-Deduct- Recoveries of Overpayments	-	-1056	-	-	-	-	-	-	-	10
Total: 01	2132038	33849	153399	10727	40354	35437	0	17341	6506	11
60-Others-										
101-Loan Relief Project to farmers Scheduled Castes	-	-	-	-	-	-	14102	-	-	12
789-Special Component Plan for	-	-	-	-	-	-	-	-	-	13
796-Tribal Area Sub Plan	-	-	-	-	-	-	-	-	-	14
800-Other Expenditure	-	-	-	-	-	-	-	-	-	15
911-Deduct Recoveries of overpayments	-	-	-	-	-	-	-	-	-	16
Total: 60 Others	0	0	0	0	0	0	14102	0	0	17
Total: Expenditure on Other Agricultural Programmes	2132038	33849	153399	10727	40354	35437	14102	17341	6506	18
Charged	-	-	-	-	-	-	-	-	-	19
Voted	2132038	33849	153399	10727	40354	35437	14102	17341	6506	20

**No. 18-A-2435-ACCOUNT of EXPENDITURE on OTHER AGRICULTURAL PROGRAMMES for the
year ended 31st March, 2009-Contd.**

(In thousands of rupees)

Item No.	STATE GOVERNMENTS								Total carried over
	Gujarat	Haryana	Himachal Pradesh	Jammu and Kashmir	Jharkhand	Karnataka	Kerala	Madhya Pradesh	
1	--	--	--	--	--	--	--	--	153399
2	65937	12320	--	74914	--	--	23193	--	368135
3	2220	--	--	15181	8732	--	7319	--	241034
4	--	--	--	--	--	--	--	--	0
5	--	--	--	--	--	--	--	--	0
6	--	--	--	--	--	--	--	--	0
7	--	--	--	--	--	--	--	--	0
8	--	--	--	--	1136	--	--	--	1136
9	--	--	--	12838	--	--	13300	--	1904093
10	--	--	--	--	--	--	63	--	1119
11	68157	12320	0	102933	9868	0	43749	0	2666678
12	--	--	--	--	--	--	--	--	14102
13	--	--	--	--	--	--	--	--	0
14	--	--	--	--	--	--	--	--	0
15	--	--	--	--	--	--	--	--	0
16	--	--	--	--	--	--	--	--	0
17	0	0	0	0	0	0	0	0	14102
18	68157	12320	0	102933	9868	0	43749	0	2680780
19	--	--	--	--	--	--	--	--	0
20	68157	12320	0	102933	9868	0	43749	0	2680780

Economic Services

**No. 18-A-2435-ACCOUNT of EXPENDITURE on OTHER AGRICULTURAL PROGRAMMES for the
year ended 31st March, 2009-Contd.**

	Total brought forward	(In thousands of rupees)						Item No.
		STATE GOVERNMENTS						
		Maharashtra	Manipur	Meghalaya	Mizoram	Nagaland	Orissa	
01-Marketing and Quality Control-								
001-Direction and Administration	153399	--	--	--	--	--	--	1
101-Marketing Facilities	368135	--	400	25532	23888	--	18193	2
102-Grading and Quality Control Facilities	241034	--	--	--	750	--	23362	3
190-Assistance to Public Sector and Other Undertakings	0	--	--	--	--	--	--	4
196-Assistance to Zila Parishads/ District Level	0	--	--	--	--	--	--	5
198-Assistance to Gram Panchayats	0	--	--	--	--	--	--	6
789-Special Component Plan for Scheduled Castes	0	--	--	--	--	--	--	7
796-Tribal Area Sub-plan	1136	--	--	--	--	--	--	8
800-Other Expenditure	1904093	--	--	--	6581	--	1500	9
911-Deduct- Recoveries of Overpayments	-1119	--	--	--	--	--	-36	10
Total: 01	2666678	0	400	25532	31219	0	43019	11
60-Others-								
101-Loan Relief Project to farmers Scheduled Castes	14102	--	--	--	--	--	--	12
789-Special Component Plan for	0	--	--	--	--	--	--	13
796-Tribal Area Sub Plan	0	--	--	--	--	--	--	14
800-Other Expenditure	0	--	--	--	--	--	--	15
911-Deduct -Recoveries of over payments	0	--	--	--	--	--	--	16
Total- 60 Others	14102	0	0	0	0	0	0	17
Total: Expenditure on Other Agricultural Programmes	2680780	0	400	25532	31219	0	43019	18
Charged	0	--	--	--	--	--	--	19
Voted	2680780	0	400	25532	31219	0	43019	20

**No. 18-A-2435-ACCOUNT of EXPENDITURE on OTHER AGRICULTURAL PROGRAMMES for the
year ended 31st March, 2009-Concl'd.**

Item No.	STATE GOVERNMENTS								(In thousands of rupees)
	Punjab	Rajasthan	Sikkim	Tamil Nadu	Tripura	Uttar Pradesh	Uttarakhand	West Bengal	Total
1	--	40057	--	--	--	--	--	--	193456
2	34974	--	23104	422907	--	63818	--	81820	1062771
3	--	7362	--	208975	--	--	--	4438	485921
4	--	--	--	--	--	--	--	1299	1299
5	--	--	142	--	--	--	--	--	142
6	--	--	201	--	--	--	--	--	201
7	--	--	--	--	--	--	--	27720	27720
8	--	--	--	--	--	--	--	8339	9475
9	--	40000	--	6211	--	--	--	564291	2522676
10	--	--	-6	--	--	--	--	--	-1161
11	34974	87419	23441	638093	0	63818	0	687907	4302500
12	--	--	--	--	--	--	--	--	14102
13	--	--	--	--	--	--	--	--	0
14	--	--	--	--	--	--	--	--	0
15	--	--	240400	--	--	--	--	--	240400
16	--	--	--	--	--	--	--	--	0
17	0	0	240400	0	0	0	0	0	254502
18	34974	87419	263841	638093	0	63818	0	687907	4557002
19	--	14	--	--	--	--	--	--	14
20	34974	87405	263841	638093	0	63818	0	687907	4556988

Economic Services

No. 18-B-4435-ACCOUNT of CAPITAL OUTLAY on OTHER AGRICULTURAL PROGRAMMES during and to the end of the year 2008-09

	(In thousands of rupees)	
	Expenditure	
	During the year	To end of the year
UNION GOVERNMENT		
01-Marketing and Quality Control-		
101-Marketing Facilities	--	269903
102-Grading and Quality Control Facilities	--	10953
Total: Union Government	0	280856
UNION TERRITORY GOVERNMENT		
PUDUCHERRY		
01-Marketing and Quality Control-		
195-Investments in Marketing Co-operatives	980	51167
901- Deduct -Receipts and Recoveries on Capital Account	-352	-352
Total: Government of Puducherry	628	50815
STATE GOVERNMENTS		
ANDHRA PRADESH		
01-Marketing and Quality Control-		
195-Investments in Marketing Co-operatives	-50	511043
800-Other Expenditure	--	--
901-Deduct-Receipts and Recoveries on Capital Account	--	--
Total: Government of Andhra Pradesh	-50	511043
ARUNACHAL PRADESH		
01-Marketing and Quality Control-		
800-Other Expenditure	--	880
Total: Government of Arunachal Pradesh	0	880
BIHAR		
01-Marketing and Quality Control-		
101-Marketing Facilities Bihar State Agro-industries Development Corporation	--	65639
796-Tribal Area Sub-Plan	--	58962
800-Other Expenditure	--	141453
Total: Government of Bihar	0	266054
CHHATTISGARH		
01-Marketing and Quality Control-		
60-Others	--	--
Total: Government of Chhattisgarh	0	0
NCT DELHI		
01-Marketing and Quality Control-		
101-Marketing Facilities	--	34
102-Grading and Quality Control facilities	--	213
Total: Government of NCT Delhi	0	247

No. 18-B-4435-ACCOUNT of CAPITAL OUTLAY on OTHER AGRICULTURAL PROGRAMMES during and to the end of the year 2008-09-Contd.

	(In thousands of rupees)	
	Expenditure	
	During the year	To end of the year
GUJARAT		
01-Marketing and Quality Control-		
102-Grading and Quality Control Facilities	--	21254
195-Investments in Marketing Co-operatives	--	-7358
796-Tribal Area Sub-Plan	-4	52801
800-Other Expenditure	--	2097
Total: Government of Gujarat	-4	68794
HARYANA		
01-Marketing and Quality Control-		
190-Investments in Public Sector and Other Undertakings	--	39841
800-Other Expenditure	--	(A) -60602
Total: Government of Haryana	0	-20761
HIMACHAL PRADESH		
01-Marketing and Quality Control-		
101-Marketing Facilities	--	22210
901-Deduct-Receipts and Recoveries on Capital Account	--	-77
Total: Government of Himachal Pradesh	0	22133
JAMMU AND KASHMIR		
01-Marketing and Quality Control-		
101-Marketing Facilities	--	6515
190-Investments in Public Sector and Other Undertakings	--	41
800-Other Expenditure	--	1687
Total: 01	0	8243
60-Others-		
800-Other Expenditure	--	268
Total: 60	0	268
Total: Government of Jammu and Kashmir	0	8511
JHARKHAND		
01-Marketing and Quality Control-		
101-Marketing Facilities	--	--
Total: Government of Jharkhand	0	0
KERALA		
01-Marketing and Quality Control-		
101-Marketing Facilities	--	121650
Total: Government of Kerala	0	121650
MADHYA PRADESH		
01-Marketing and Quality Control-		
190-Investments in Public Sector and Other Undertakings	--	27352
Total: 01	0	27352

(A) Minus figure was due to excess of receipts and recoveries over expenditure.

No. 18-B-4435-ACCOUNT of CAPITAL OUTLAY on OTHER AGRICULTURAL PROGRAMMES during and to the end of the year 2008-09-Contd.

	(In thousands of rupees)	
	Expenditure	
	During the year	To end of the year
MADHYA PRADESH		
60-Others-		
796-Tribal Area Sub-Plan	--	11704
800-Other Expenditure	--	63441
Total: 60	0	75145
Total: Government of Madhya Pradesh	0	102497 (A)
MEGHALAYA		
01-Marketing and Quality Control-		
190-Investments in Public Sector and Other Undertakings	2000	15550
Total: Government of Meghalaya	2000	15550
MIZORAM		
01-Marketing and Quality Control-		
101-Marketing Facilities	--	20000
190-Investment in Public sector and other undertakings	5200	10400
800-Other Expenditure	--	10807
Total: Government of Mizoram	5200	41207
ORISSA		
60-Others-		
800-Other Expenditure	--	2
Total : Government of Orissa	0	2
PUNJAB		
01-Marketing and Quality Control-		
101-Marketing Facilities	-5	(B) -139638
102-Grading and Quality Control Facilities	--	36
Total: Government of Punjab	-5	-139602
RAJASTHAN		
01-Marketing and Quality Control-		
101-Marketing Facilities	--	18800
190-Investments in Public Sector and Other Undertakings	--	417678
796-Tribal Area Sub-Plan	--	32505
Total: Government of Rajasthan	0	468983
SIKKIM		
01-Marketing and Quality Control-		
101-Marketing Facilities	1459	30067
60-Others-		
101-Dry Land Agricultural Programme	--	258
Total: Government of Sikkim	1459	30325

(A) Includes Rs.84159 thousands yet to be apportioned between Madhya Pradesh and Chhattisgarh.

(B) The progressive minus expenditure is due to the cumulative effect of excess of recoveries over expenditure.

COMBINED FINANCE AND REVENUE ACCOUNTS OF THE UNION AND STATE GOVERNMENTS IN INDIA FOR THE YEAR 2008-09

No. 18-B-4435-ACCOUNT of CAPITAL OUTLAY on OTHER AGRICULTURAL PROGRAMMES during and to the end of the year 2008-09-Concl'd.

	(In thousands of rupees)	
	Expenditure	
	During the year	To end of the year
TAMIL NADU		
01-Marketing and Quality Control-		
101-Marketing Facilities	54363	164871
102-Grading and Quality Control Facilities	--	358
195-Investments in Co-operatives	--	61784
800-Other Expenditure	--	1867
Total: Government of Tamil Nadu	54363	228880
TRIPURA		
01-Marketing and Quality Control-		
101-Marketing Facilities	29795	209352
800-Other Expenditure	--	76
Total: Government of Tripura	29795	209428
UTTAR PRADESH		
01-Marketing and Quality Control-		
800-Other Expenditure	--	-372
Total: Government of Uttar Pradesh	0	-372
UTTARAKHAND		
01- Marketing and Quality Control		
800-Other Expenditure	--	--
901-Deduct - Receipts and Recoveries on Capital Account	--	--
Total : Government of Uttarakhand	0	0
WEST BENGAL		
01- Marketing and Quality Control		
101- Marketing Facilitites	1041105	1273820
789-Special Component Plan for Scheduled Castes	9396	38948
796-Tribal Area Sub-Plan	3878	24989
Total: 01	1054379	1337757
Total: Government of West Bengal	1054379	1337757
Total: Capital Outlay on Other Agricultural Programmes	1147765	3604877

(A) Rs. (-)372 thousands are yet to be apportioned between Uttar Pradesh and Uttarakhand.

No. 18-C-6435-ACCOUNT of LOANS for OTHER AGRICULTURAL PROGRAMMES showing the amounts ADVANCED and REPaid during the year ended 31st March, 2009 and the BALANCES of such LOANS at the commencement and at the end of the year 2008-09-Contd.

Item No.	STATE GOVERNMENTS								Total carried over
	Gujarat	Haryana	Himachal Pradesh	Jammu and Kashmir	Jharkhand	Karnataka	Kerala	Madhya Pradesh	
1	1366	-	43389	-	-	-	-	671	65736
2	-	-	-	-	-	-	-	-	0
3	-	-	-	-	-	-	-	-	0
4	1366	0	43389	0	0	0	0	671	65736
5	-	-	-	126657	-	-	-	-	280203
6	-	-	-	-	-	-	-	-	0
7	-	-	-	-	-	-	-	-	0
8	0	0	0	126657	0	0	0	0	280203
9	27100	-	-	-	-	-	-	-	563035
10	-	-	-	-	-	-	-	-	400000
11	-	-	-	-	-	-	-	-	49142
12	27100	0	0	0	0	0	0	0	913893
13	182	-	-	-	-	-	-	163	404
14	-	-	-	-	-	-	-	-	0
15	-	-	-	-	-	-	-	-	0
16	182	0	0	0	0	0	0	163	404
17	-	-	-	-	-	-	-	-	179835
18	-	-	-	-	-	-	-	-	0
19	-	-	-	-	-	-	-	-	0
20	0	0	0	0	0	0	0	0	179835
21	-	-	-	-	-	-	-	-	0
22	-	-	-	-	-	-	-	-	0
23	-	-	-	-	-	-	-	-	0
24	0	0	0	0	0	0	0	0	0
25	-	-	-	-	-	-	-	-	2919
26	-	-	-	-	-	-	-	-	0
27	-	-	-	-	-	-	-	-	402
28	0	0	0	0	0	0	0	0	2517
29	-	-	-	-	-	-202	-	-	-202
30	-	-	-	-	-	-	-	-	0
31	-	-	-	-	-	-	-	-	0
32	0	0	0	0	0	(A) -202	0	0	-202
33	28648	0	43389	126657	0	-202	0	834	1091930
34	0	0	0	0	0	0	0	0	400000
35	0	0	0	0	0	0	0	0	49544
36	28648	0	43389	126657	0	-202	0	834	1442386
37	-	-	6	-	-	-	-	-	6

(A) Minus balance is under investigation.

Loans and Advances

No. 18-C-6435-ACCOUNT of LOANS for OTHER AGRICULTURAL PROGRAMMES showing the amounts ADVANCED and REPAID during the year ended 31st March, 2009 and the BALANCES of such LOANS at the commencement and at the end of the year 2008-09-Contd.

	Total brought forward	STATE GOVERNMENTS						Item No.
		Maharashtra	Manipur	Meghalaya	Mizoram	Nagaland	Orissa	
(In thousands of rupees)								
01-Marketing and Quality Control-								
101-Marketing Facilities-								
Balance 1st April, 2008	65736	--	--	--	34000	--	7563	1
Advanced during the year	0	--	--	--	--	--	--	2
Repaid during the year	0	--	--	--	--	--	3362	3
Balance 31st March, 2009	65736	0	0	0	34000	0	4201	4
190-Loans to Public Sector and other Undertakings-								
Balance 1st April, 2008	280203	--	--	--	18500	--	--	5
Advanced during the year	0	--	--	--	--	--	--	6
Repaid during the year	0	--	--	--	--	--	--	7
Balance 31st March, 2009	280203	0	0	0	18500	0	0	8
195-Loans to Co-operatives-								
Balance 1st April, 2008	563035	--	--	--	--	--	--	9
Advanced during the year	400000	--	--	--	--	--	--	10
Repaid during the year	49142	--	--	--	--	--	--	11
Balance 31st March, 2009	913893	0	0	0	0	0	0	12
796-Tribal Area Sub-plan-								
Balance 1st April, 2008	404	--	--	--	--	--	649	13
Advanced during the year	0	--	--	--	--	--	--	14
Repaid during the year	0	--	--	--	--	--	--	15
Balance 31st March, 2009	404	0	0	0	0	0	649	16
800-Other Loans-								
Balance 1st April, 2008	179835	--	--	--	38281	--	--	17
Advanced during the year	0	--	--	--	--	--	--	18
Repaid during the year	0	--	--	--	--	--	--	19
Balance 31st March, 2009	179835	0	0	0	38281	0	0	20
60-Others-								
101-Marketing Facilities-								
Balance 1st April, 2008	0	--	--	--	--	--	--	21
Advanced during the year	0	--	--	--	--	--	--	22
Repaid during the year	0	--	--	--	--	--	--	23
Balance 31st March, 2009	0	0	0	0	0	0	0	24
195-Loans to Co-operatives-								
Balance 1st April, 2008	2919	--	--	--	--	--	--	25
Advanced during the year	0	--	--	--	--	--	--	26
Repaid during the year	402	--	--	--	--	--	--	27
Balance 31st March, 2009	2517	0	0	0	0	0	0	28
800-Other Loans-								
Balance 1st April, 2008	-202	21	--	--	--	--	--	29
Advanced during the year	0	--	--	--	--	--	--	30
Repaid during the year	0	--	--	--	--	--	--	31
Balance 31st March, 2009	-202	21	0	0	0	0	0	32
Total : Loans for Other Agricultural Programmes-								
Balance 1st April, 2008	1091930	21	0	0	90781	0	8212	33
Advanced during the year	400000	0	0	0	0	0	0	34
Repaid during the year	49544	0	0	0	0	0	3362	35
Balance 31st March, 2009	1442386	21	0	0	90781	0	4850	36
Interest Received and credited to revenue	6	--	--	--	--	--	--	37

No. 18-C-6435-ACCOUNT of LOANS for OTHER AGRICULTURAL PROGRAMMES showing the amounts ADVANCED and REPAID during the year ended 31st March, 2009 and the BALANCES of such LOANS at the commencement and at the end of the year 2008-09-Concid.

Item No.	STATE GOVERNMENTS								Total
	Punjab	Rajasthan	Sikkim	Tamil Nadu	Tripura	Uttar Pradesh	Uttarakhand	West Bengal	
1	--	--	--	70663	--	--	--	250	178212
2	--	--	--	--	--	--	--	--	0
3	--	--	--	208	--	--	--	--	3570
4	0	0	0	70455	0	0	0	250	174642
5	--	--	--	1250	--	--	--	--	299953
6	--	--	--	--	--	--	--	--	0
7	--	--	--	--	--	--	--	--	0
8	0	0	0	1250	0	0	0	0	299953
9	--	--	--	87460	--	--	--	--	650495
10	--	--	--	--	--	--	--	--	400000
11	--	--	--	--	--	--	--	--	49142
12	0	0	0	87460	0	0	0	0	1001353
13	--	--	--	--	--	--	--	--	1053
14	--	--	--	--	--	--	--	--	0
15	--	--	--	--	--	--	--	--	0
16	0	0	0	0	0	0	0	0	1053
17	--	--	--	--	--	--	--	--	218116
18	--	--	--	--	--	--	--	--	0
19	--	--	--	--	--	--	--	--	0
20	0	0	0	0	0	0	0	0	218116
21	--	--	--	--	--	5696	--	--	5696
22	--	--	--	--	--	--	--	--	0
23	--	--	--	--	--	--	--	--	0
24	0	0	0	0	0	5696	0	0	5696
25	--	--	--	--	--	--	--	--	2919
26	--	--	--	--	--	--	--	--	0
27	--	--	--	--	--	--	--	--	402
28	0	0	0	0	0	0	0	0	2517
29	--	--	--	--	--	333	--	--	152
30	--	--	--	--	--	--	--	--	0
31	--	--	--	--	--	--	--	--	0
32	0	0	0	0	0	333	0	0	152
33	0	0	0	159373	0	6029	0	250	1356596
34	0	0	0	0	0	0	0	0	400000
35	0	0	0	208	0	0	0	0	53114
36	0	0	0	159165	0	6029 (A)	0	250	1703482
37	--	--	--	--	--	--	--	--	6

(A) Includes Rs.6029 thousands yet to be apportioned between Uttar Pradesh and Uttarakhand

Loans and Advances

**No. 19-A-2501-ACCOUNT of EXPENDITURE on SPECIAL PROGRAMMES FOR RURAL DEVELOPMENT for the year ended
31st March, 2009**

(In thousands of rupees)

	Union Government	U.T.Govt. Puduchery	STATE GOVERNMENTS							Item No.
			Andhra Pradesh	Arunachal Pradesh	Assam	Bihar	Chhattisgarh	NCT Delhi	Goa	
01- Integrated Rural Development Programme-										
001-Direction and Administration			36805		503462					1
003-Training			211601							2
101-Subsidy to District Rural Development Agencies			131687							3
196-Assistance to Zila Parishads/ District Level Panchayats										4
197-Assistance to Taluk Panchayats										5
198-Assistance to Gram Panchayats										6
789-Special Component Plan for Scheduled Castes			447036							7
796-Tribal Area Sub-plan			200875							8
800-Other Expenditure			2082394		3331673	639321		437		9
911-Deduct- Recoveries of Overpayments										10
Total: 01	0	0	3110398	0	3835135	639321	0	437	0	11
02-Drought Prone Areas Development Programme-										
001-Direction and Administration										12
101-Minor Irrigation						9295				13
789-Special Component Plan for Scheduled Castes			597019				8594			14
796-Tribal Area Sub-plan			301559				30000			15
800-Other Expenditure			2146287				43878			16
Total: 02	0	0	3044865	0	0	9295	82472	0	0	17
03-Desert Development Programme-										
001-Direction and Administration										18
102-Afforestation										19
196-Assistance to Zila Parishads/ District Level Panchayats										20
796-Tribal Area Sub-plan										21
800-Other Expenditure										22
Total: 03	0	0	0	0	0	0	0	0	0	23
04-Integrated Rural Energy Planning Programme-										
003-Training										24
101-Development of Design and Approach for Area bound Block Level IRE Projects							(A) 15000			25
105-Project Implementation	4016	8000						20000		26
109-Monitoring				528						27
789-Special Component Plan for Scheduled Castes										28
796-Tribal Area Sub-plan										29
Total: 04	4016	8000	0	528	0	0	15000	20000	0	30
05-Waste Land Development Programme-										
101-National Waste Land Development Programme	15602871		26963				18397			31
196-Assistance to Zila Parishads/ District Level Panchayats										32
789-Special Component Plan for Scheduled Castes			7815				2923			33
796-Tribal Area Sub-plan			3612				6600			34
800-Other Expenditure										35
Total: 05	15602871	0	38390	0	0	0	27920	0	0	36
06-Self Employment Programme-										
001-Direction and Administration										37
003-Training										38
101-Swarnajayanti Gram Swarozgar Yojana	23374252			37260			93816			39
102-Afforestation										40
196-Assistance to Zila Parishads/ Distt. Level Panchayats										41
197-Assistance to Block Panchayats/ Intermediate Level Panchayats										42
789-Special Component Plan for Scheduled Castes							22852			43
796-Tribal Area Sub-plan							100816			44
800-Other Expenditure				26842			8299			45
911- Deduct-Recoveries of Overpayment										46
Total: 06	23374252	0	0	64102	0	0	225783	0	0	47
Total: Expenditure on Special Programmes for Rural Development	38981139	8000	6193653	64630	3835135	648616	351175	20437	0	48
Charged			318							49
Voted	38981139	8000	6193335	64630	3835135	648616	351175	20437	0	50

(A) Rs. 3,97,00 thousands booked under 2501-04-101 recouped from Electricity Development Fund.

**No. 19-A-2501-ACCOUNT of EXPENDITURE on SPECIAL PROGRAMMES FOR RURAL DEVELOPMENT for the year ended
31st March, 2009-Contd.**

(In thousands of rupees)

Item No.	STATE GOVERNMENTS								Total carried over
	Gujarat	Haryana	Himachal Pradesh	Jammu and Kashmir	Jharkhand	Karnataka	Kerala	Madhya Pradesh	
1	--	--	--	--	--	--	--	--	540267
2	--	--	--	--	--	--	--	--	211601
3	--	--	--	--	--	--	--	--	131687
4	--	--	--	--	--	--	--	--	0
5	--	--	--	--	--	4373	--	--	4373
6	--	--	--	--	--	655495	--	--	655495
7	--	--	--	--	--	--	--	--	447036
8	--	--	--	--	--	--	--	--	200875
9	6043	--	--	25163	--	--	--	--	6085031
10	--	--	--	--	--	--	--	--	-877
11	6043	0	0	25163	0	659868	-877	0	8275488
12	--	--	--	--	--	--	--	--	0
13	--	--	--	--	5814	--	--	--	15109
14	--	--	--	--	2500	--	--	40856	648969
15	--	--	--	--	12500	--	--	93275	437334
16	83294	--	--	--	--	--	--	168211	2441670
17	83294	0	0	0	20814	0	0	302342	3543082
18	--	3685	--	--	--	--	--	--	3685
19	--	81385	--	--	--	--	--	--	81385
20	--	--	--	--	--	--	--	--	0
21	--	--	24823	--	--	--	--	--	24823
22	292721	--	--	--	--	--	--	37305	330026
23	292721	85070	24823	0	0	0	0	37305	439919
24	--	--	--	--	--	--	--	--	0
25	--	--	--	--	--	--	--	--	15000
26	--	--	8067	114292	--	11417	--	--	165792
27	--	--	--	--	--	--	--	--	528
28	--	--	25000	--	--	--	--	--	25000
29	--	--	11210	--	--	--	--	--	11210
30	0	0	44277	114292	0	11417	0	0	217530
31	--	3909	--	--	--	--	--	--	15652140
32	--	--	--	--	--	--	--	--	0
33	--	--	--	--	--	--	--	--	10738
34	--	--	3151	--	--	--	--	--	13363
35	--	--	--	--	--	--	--	--	0
36	0	3909	3151	0	0	0	0	0	15676241
37	311100	--	--	--	--	--	--	--	311100
38	--	--	--	--	--	--	--	--	0
39	189725	40629	27669	--	--	--	--	56967	23820318
40	--	--	--	--	--	--	--	--	0
41	--	--	--	--	--	--	25725	--	25725
42	--	--	--	--	--	--	346106	--	346106
43	--	47021	20000	--	17578	--	--	926152	1033603
44	751481	--	3367	--	225491	--	--	1287059	2368194
45	767410	40135	28541	--	152944	--	--	2071134	3095405
46	--	--	--	--	--	--	-1538	--	-1538
47	2019696	127785	79677	0	396013	0	370293	4341312	30998913
48	2401754	216764	151928	139455	416827	671285	369416	4680959	59151173
49	--	--	--	--	--	--	--	--	318
50	2401754	216764	151928	139455	416827	671285	369416	4680959	59150855

Economic Services

**No. 19-A-2501-ACCOUNT of EXPENDITURE on SPECIAL PROGRAMMES FOR RURAL DEVELOPMENT for the year ended
31st March, 2009-Contd.**

	Total brought forward	STATE GOVERNMENTS						Item No.
		Maharashtra	Manipur	Meghalaya	Mizoram	Nagaland	Orissa	
(In thousands of rupees)								
01-Integrated Rural Development Programme-								
001-Direction and Administration	540267	121623	2493	17037	--	--	966542	1
003-Training	211601	24322	--	--	--	--	--	2
101-Subsidy to District Rural Development Agencies	131687	826	24147	--	--	--	--	3
196-Assistance to Zila Parishads/ District Level Panchayats	0	--	--	--	--	--	--	4
197-Assistance to Taluk Panchayats	4373	--	--	--	--	--	--	5
198-Assistance to Gram Panchayats	655495	--	--	--	--	--	--	6
789-Special Component Plan for Scheduled Castes	447036	--	--	--	--	--	93284	7
796-Tribal Area Sub-plan	200875	119247	--	--	--	--	184195	8
800-Other Expenditure	6085031	--	15400	262851	--	--	194740	9
911-Deduct-Recoveries of Overpayments	-877	--	--	--	--	--	-4860	10
Total: 01	8275488	266018	42040	279888	0	0	1433901	11
02-Drought Prone Areas Development Programme-								
001-Direction and Administration	0	--	--	--	--	--	--	12
101-Minor Irrigation	15109	1373165	--	--	--	--	--	13
789-Special Component Plan for Scheduled Castes	648969	--	--	--	--	--	32909	14
796-Tribal Area Sub-plan	437334	30109	--	--	--	--	48669	15
800-Other Expenditure	2441670	--	--	--	--	--	27698	16
Total: 02	3543082	1403274	0	0	0	0	109276	17
03-Desert Development Programme-								
001-Direction and Administration	3685	--	--	--	--	--	--	18
102-Afforestation	81385	--	--	--	--	--	--	19
196-Assistance to Zila Parishads/ District Level Panchayats	0	--	--	--	--	--	--	20
796-Tribal Area Sub-plan	24823	--	--	--	--	--	--	21
800-Other Expenditure	330026	--	--	--	--	--	--	22
Total: 03	439919	0	0	0	0	0	0	23
04-Integrated Rural Energy Planning Programme-								
003-Training	0	--	--	500	--	--	--	24
101-Development of Design and Approach for Area bound Block Level IRE Projects	15000	--	--	--	--	--	--	25
105-Project Implementation	165792	--	5000	15527	1100	--	--	26
109-Monitoring	528	--	--	--	--	--	--	27
789-Special Component Plan for Scheduled Castes	25000	--	--	--	--	--	--	28
796-Tribal Area Sub-plan	11210	--	--	--	--	--	--	29
Total: 04	217530	0	5000	16027	1100	0	0	30
05-Waste Land Development-								
101-National Waste Land Development Programme	15652140	29605	11441	--	--	387434	--	31
196-Assistance to Zila Parishads/ District Level Panchayats	0	--	--	--	--	--	--	32
789-Special Component Plan for Scheduled Castes	10738	--	--	--	--	--	--	33
796-Tribal Area Sub-plan	13363	--	--	--	--	--	--	34
800-Other Expenditure	0	--	--	--	--	--	--	35
Total:05	15676241	29605	11441	0	0	387434	0	36
06-Self Employment Programme-								
001-Direction and Administration	311100	--	--	--	--	--	--	37
003-Training	0	--	--	--	--	--	--	38
101-Swarnajayanti Gram Swarozgar Yojana	23820318	519877	--	--	--	6500	--	39
102-Afforestation	0	--	--	--	--	--	--	40
196-Assistance to Zila Parishads/ Distt. Level Panchayats	25725	--	--	--	--	--	--	41
197-Assistance to Block Panchayats/ Intermediate Level Panchayats	346106	--	--	--	--	--	--	42
789-Special Component Plan for Scheduled Castes	1033603	--	--	--	--	--	--	43
796-Tribal Area Sub-plan	2368194	--	--	--	--	--	--	44
800-Other Expenditure	3095405	--	--	--	218698	--	--	45
911- Deduct-Recoveries of Overpayment	-1538	--	--	--	--	--	--	46
Total : 06	30998913	519877	0	0	218698	6500	0	47
Total: Expenditure on Special Programmes for Rural Development	59151173	2218774	58481	295915	219798	393934	1543177	48
Charged	318	--	--	--	--	--	--	49
Voted	59150855	2218774	58481	295915	219798	393934	1543177	50

**No. 19-A-2501-ACCOUNT of EXPENDITURE on SPECIAL PROGRAMMES FOR RURAL DEVELOPMENT for the year ended
31st March, 2009-Concl'd.**

Item No.	STATE GOVERNMENTS								Total
	Punjab	Rajasthan	Sikkim	Tamil Nadu	Tripura	Uttar Pradesh	Uttarakhand	West Bengal	
1	23771		65550		41319			277	1778879
2									235923
3									156660
4			12870						12870
5									4373
6			30029						685524
7								1047053	1587373
8							14106	393016	911439
9			11880		20000	1343919	362499	810963	9107283
10									-5737
11	23771	0	120329	0	61319	1343919	376605	2251309	14474587
12									0
13								12375	1400649
14									681878
15									516112
16				99848		143790	29181		2742187
17	0	0	0	99848	0	143790	29181	12375	5340826
18									3685
19									81385
20		623611							623611
21									24823
22									330026
23	0	623611	0	0	0	0	0	0	1063530
24									500
25			17968						32968
26			5040						192459
27					2800				3328
28									25000
29									11210
30	0	0	23008	0	2800	0	0	0	265465
31			35814			66144			16182578
32		43759	7800						51559
33									10738
34									13363
35				54673				5693	60366
36	0	43759	43614	54673	0	66144	0	5693	16318604
37									311100
38				579504					579504
39			6816			997			24354508
40									0
41		212181							237906
42									346106
43				34847					1068450
44									2368194
45									3314103
46									-1538
47	0	212181	6816	614351	0	997	0	0	32578333
48	23771	879551	193767	768872	64119	1554850	405786	2269377	70041345
49									318
50	23771	879551	193767	768872	64119	1554850	405786	2269377	70041027

**No. 19-C-6501-ACCOUNT of LOANS for SPECIAL PROGRAMMES FOR RURAL DEVELOPMENT showing the amounts
ADVANCED and REPAYED during the year ended 31st March, 2009 and the BALANCES of such LOANS at the
commencement and at the end of the year 2008-09**

(In thousands of rupees)

	Union Government	U.T.Govt. Puducherry	STATE GOVERNMENTS							Item No.
			Andhra Pradesh	Arunachal Pradesh	Assam	Bihar	Chhattisgarh	NCT Delhi	Goa	
201-Intigrated Rural Development-										
Balance 1st April, 2008	—	—	—	—	—	—	—	—	—	1
Advanced during the year	—	—	—	—	—	—	—	—	—	2
Repaid during the year	—	—	—	—	—	—	—	—	—	3
Balance 31st March, 2009	0	0	0	0	0	0	0	0	0	4
202-Drought Prone Area Development Programme-										
Balance 1st April, 2008	—	—	—	—	—	—	—	—	—	5
Advanced during the year	—	—	—	—	—	—	—	—	—	6
Repaid during the year	—	—	—	—	—	—	—	—	—	7
Balance 31st March, 2009	0	0	0	0	0	0	0	0	0	8
Total: Loans for Special Programmes for Rural Development										
Balance 1st April, 2008	0	0	0	0	0	0	0	0	0	9
Advanced during the year	0	0	0	0	0	0	0	0	0	10
Repaid during the year	0	0	0	0	0	0	0	0	0	11
Balance 31st March, 2009	0	0	0	0	0	0	0	0	0	12
Interest received and credited to revenue	—	—	—	—	—	—	—	—	—	13

**No. 19-C-6501-ACCOUNT of LOANS for SPECIAL PROGRAMMES FOR RURAL DEVELOPMENT showing the amounts
ADVANCED and REPAYED during the year ended 31st March, 2009 and the BALANCES of such LOANS at the
commencement and at the end of the year 2008-09-Contd.**

(In thousands of rupees)

	Total brought forward	STATE GOVERNMENTS						Item No.
		Maharashtra	Manipur	Meghalaya	Mizoram	Nagaland	Orissa	
201-Intigrated Rural Development-								
Balance 1st April, 2008	5	—	—	—	—	—	—	1
Advanced during the year	0	—	—	—	—	—	—	2
Repaid during the year	0	—	—	—	—	—	—	3
Balance 31st March, 2009	5	0	0	0	0	0	0	4
202-Drought Prone Area Development Programme-								
Balance 1st April, 2008	0	—	—	—	—	—	—	5
Advanced during the year	0	—	—	—	—	—	—	6
Repaid during the year	0	—	—	—	—	—	—	7
Balance 31st March, 2009	0	0	0	0	0	0	0	8
Total: Loans for Special Programmes for Rural Development								
Balance 1st April, 2008	5	0	0	0	0	0	0	9
Advanced during the year	0	0	0	0	0	0	0	10
Repaid during the year	0	0	0	0	0	0	0	11
Balance 31st March, 2009	5	0	0	0	0	0	0	12
Interest received and credited to revenue	0	—	—	—	—	—	—	13

**No. 19-C-6501-ACCOUNT of LOANS for SPECIAL PROGRAMMES FOR RURAL DEVELOPMENT showing the amounts
ADVANCED and REPAID during the year ended 31st March, 2009 and the BALANCES of such LOANS at the
commencement and at the end of the year 2008-09-Contd.**

(In thousands of rupees)

Item No.	STATE GOVERNMENTS								Total carried over
	Gujarat	Haryana	Himachal Pradesh	Jammu and Kashmir	Jharkhand	Karnataka	Kerala	Madhya Pradesh	
1	—	—	—	—	—	5	—	—	5
2	—	—	—	—	—	—	—	—	0
3	—	—	—	—	—	—	—	—	0
4	0	0	0	0	0	5	0	0	5
5	—	—	—	—	—	—	—	—	0
6	—	—	—	—	—	—	—	—	0
7	—	—	—	—	—	—	—	—	0
8	0	0	0	0	0	0	0	0	0
9	0	0	0	0	0	5	0	0	5
10	0	0	0	0	0	0	0	0	0
11	0	0	0	0	0	0	0	0	0
12	0	0	0	0	0	5	0	0	5
13	—	—	—	—	—	—	—	—	0

**No. 19-C-6501-ACCOUNT of LOANS for SPECIAL PROGRAMMES FOR RURAL DEVELOPMENT showing the amounts
ADVANCED and REPAID during the year ended 31st March, 2009 and the BALANCES of such LOANS at the
commencement and at the end of the year 2008-09-Concl.**

(In thousands of rupees)

Item No.	STATE GOVERNMENTS							Total	
	Punjab	Rajasthan	Sikkim	Tamil Nadu	Tripura	Uttar Pradesh	Uttarakhand		West Bengal
1	—	—	—	—	—	5	—	—	10
2	—	—	—	—	—	—	—	—	0
3	—	—	—	—	—	—	—	—	0
4	0	0	0	0	0	5	0	0	10
5	—	—	—	11901	—	—	—	—	11901
6	—	—	—	—	—	—	—	—	0
7	—	—	—	738	—	—	—	—	738
8	0	0	0	11163	0	0	0	0	11163
9	0	0	0	11901	0	5	0	0	11911
10	0	0	0	0	0	0	0	0	0
11	0	0	0	738	0	0	0	0	738
12	0	0	0	11163	0	5	0	0	11173
13	—	—	—	—	—	—	—	—	0

Loans and Advances

No. 20-A-2505-ACCOUNT of EXPENDITURE on RURAL EMPLOYMENT for the year ended 31st March, 2009

	Union Government	U.T. Govt. Puducherry	STATE GOVERNMENTS							Item No.
			Andhra Pradesh	Arunachal Pradesh	Assam	Bihar	Chhattisgarh	NCT Delhi	Goa	
(In thousands of rupees)										
01-National Programmes-										
196-Assistance to Zila Parishads/District Level Panchayats	--	--	--	--	--	--	--	--	--	1
198-Assistance to Gram Panchayats	--	--	--	--	--	--	--	--	--	2
701-Jawahar Rozgar Yojna	--	--	--	--	--	5947564	--	--	76055	3
702-Jawahar Gram Samidhi Yojna	--	--	--	--	--	--	--	--	--	4
789-Special Component Plan for SC/ST	--	--	--	--	--	--	--	--	1100	5
796-Tribal Area Sub-plan	--	--	--	--	--	--	1222	--	6600	6
800-Other Expenditure	--	--	--	--	--	--	--	--	--	7
911-Deduct Recoveries of Overpayment	--	--	-16	--	--	-135	--	--	--	8
Total:01	0	0	-16	0	0	5947429	1222	0	83755	9
02-National Rural Employment Guarantee Scheme										
101-National Rural Employment Guarantee Scheme	299994741	--	--	--	--	--	--	--	--	10
789-Special Component Plan for SC/ST	--	--	--	--	--	--	--	--	--	11
797-Transfer to Reserve Fund	300000000	--	--	--	--	--	--	--	--	12
800-Other Expenditure	--	--	--	--	--	--	--	--	--	13
902-Deduct amount met from National Rural Employment Fund	-300000000	--	--	--	--	--	--	--	--	14
Total:02	299994741	0	0	0	0	0	0	0	0	15
60-Other Programmes-										
001-Direction and Administration	--	--	--	--	--	--	--	--	--	16
002- Indira Awas Yojna	--	--	--	--	--	--	--	--	--	17
101-Rural Landless Employment Guarantee Programme	--	--	--	--	--	--	962671	--	--	18
102-Group Payment Assurance Scheme	--	--	--	--	--	--	--	--	--	19
103-Food for work Programme	--	--	--	--	--	--	--	--	--	20
104-Sampoorn Gmin Rozgar Yojna	75000000	--	--	--	--	--	--	--	--	21
105-Food for Work Programme	--	--	--	--	--	2286864	--	--	--	22
106-National Rural Employment Guarantee	--	--	--	--	--	--	--	--	--	23
107-Interest on Special Securities issued to Food Corporation of India	--	--	--	--	--	--	--	--	--	24
196-Assistance to Zila Parishads/District Level Panchayats	--	--	--	--	--	--	--	--	--	25
197-Assistance to Block Panchayats/ Intermediate level Panchayats	--	--	--	--	--	--	--	--	--	26
198-Assistance to Gram Panchayats	--	--	--	--	--	--	--	--	--	27
701-National Rural Employment Prog.	--	--	--	22500	--	--	--	--	--	28
702-Jawahar Gram Samidhi Yojna	--	--	--	99262	--	--	--	--	--	29
703-Employment Assurance Scheme	--	--	--	--	--	--	--	--	--	30
789-Special Component Plan for SC/ST	--	--	--	--	--	--	252390	--	--	31
796-Tribal Area Sub-plan	--	--	--	--	--	--	613517	--	--	32
797-Transfer to/from Reserve Funds and Deposit Accounts	--	--	--	--	--	--	--	--	--	33
800-Other Expenditure	--	--	--	--	--	--	--	--	--	34
902-Deduct amount met from National Rural Employment Fund	--	--	--	--	--	--	--	--	--	35
911-Deduct Reoveries of Overpayments	--	--	--	--	--	--	--	--	--	36
Total:60	75000000	0	0	121762	0	2286864	1828578	0	0	37
Total: Expenditure on Rural Employment	374994741	0	-16	121762	0	8234293	1829800	0	83755	38
Charged	--	--	--	--	--	--	--	--	--	39
Voted	374994741	0	-16	121762	0	8234293	1829800	0	83755	40

COMBINED FINANCE AND REVENUE ACCOUNTS OF THE UNION AND STATE GOVERNMENTS IN INDIA FOR THE YEAR 2008-09

No. 20-A-2505-ACCOUNT of EXPENDITURE on RURAL EMPLOYMENT for the year ended 31st March, 2009-Contd.

Item No.	STATE GOVERNMENTS								Total carried over
	Gujarat	Haryana	Himachal Pradesh	Jammu and Kashmir	Jharkhand	Karnataka	Kerala	Madhya Pradesh	
1	--	--	--	--	--	--	--	--	0
2	--	--	--	--	--	--	--	--	0
3	--	--	--	--	--	--	--	--	6023619
4	15606	236676	207284	--	219087	--	--	2167487	2846140
5	--	147030	112500	--	44499	--	--	1137124	1442253
6	123829	--	7568	--	244573	--	--	1960937	2344729
7	--	--	--	--	--	--	241967	--	241967
8	--	--	--	--	--	--	--	--	-151
9	139435	383706	327352	0	508159	0	241967	5265548	12898557
10	209879	62586	--	--	--	433468	--	--	300700674
11	--	68621	--	--	--	--	--	--	68621
12	--	--	--	--	--	--	--	--	300000000
13	--	--	--	--	--	--	--	--	0
14	--	--	--	--	--	--	--	--	-300000000
15	209879	131207	0	0	0	433468	0	0	300769295
16	--	--	--	--	--	--	--	--	0
17	--	--	--	--	--	--	--	--	0
18	--	--	--	--	614174	200889	--	--	1777734
19	--	--	--	--	--	--	--	--	0
20	--	--	--	--	--	--	--	--	0
21	--	--	--	--	--	--	--	--	75000000
22	--	--	--	--	--	--	--	--	2286864
23	--	--	--	--	--	--	--	--	0
24	--	--	--	--	--	--	--	--	0
25	--	--	--	--	--	154317	--	--	154317
26	--	--	--	--	--	--	--	--	0
27	--	--	--	--	--	--	--	--	0
28	--	--	--	--	--	--	--	--	22500
29	--	--	28836	--	--	--	--	--	128098
30	298800	--	--	--	--	--	--	--	298800
31	--	--	--	--	175000	--	--	--	427390
32	--	--	--	--	727400	--	--	--	1340917
33	--	--	--	--	--	--	--	--	0
34	--	--	--	--	--	--	--	--	0
35	--	--	--	--	--	--	--	--	0
36	--	--	--	--	--	--	-1157	--	-1157
37	298800	0	28836	0	1516574	355206	-1157	0	81435463
38	648114	514913	356188	0	2024733	788674	240810	5265548	395103315
39	--	--	--	--	--	--	--	--	0
40	648114	514913	356188	0	2024733	788674	240810	5265548	395103315

No. 20-A-2505-ACCOUNT of EXPENDITURE on RURAL EMPLOYMENT for the year ended 31st March, 2009-Contd.

	Total brought forward	STATE GOVERNMENTS						Item No.
		Maharashtra	Manipur	Meghalaya	Mizoram	Nagaland	Orissa	
01-National Programmes-								
196-Assistance to Zila Parishads/ District Level Panchayats	0	--	--	--	--	--	--	1
198-Assistance to Gram Panchayats	0	--	--	--	--	--	--	2
701-Jawahar Rozgar Yojna	6023619	--	--	53826	--	--	--	3
702-Jawahar Gram Samridhi Yojna	2846140	499584	129991	7821	26091	--	--	4
789-Special Component Plan for SC/ST	1442253	--	--	--	--	--	--	5
796-Tribal Area Sub-plan	2344729	--	--	--	--	--	--	6
800-Other expenditure	241967	--	--	--	--	--	--	7
911-Deduct Recoveries of Overpayment	-151	--	--	--	--	--	--	8
Total:01	12898557	499584	129991	61647	26091	0	0	9
02- Rural Employment Guarantee Scheme								
101-National Rural Employment Guarantee Scheme	300700674	--	--	92348	--	160000	--	10
789-Special Component Plan for SC/ST	68621	--	--	--	--	--	--	11
797-Transfer to Reserve Fund	300000000	--	--	--	--	--	--	12
800-Other Expenditure	0	--	--	--	--	--	--	13
902-Deduct amount met from National Rural Employment Fund	-300000000	--	--	--	--	--	--	14
Total:02	300769295	0	0	92348	0	160000	0	15
60-Other Programmes-								
001-Direction and Administration	0	19737	--	--	--	--	--	16
002- Indira Awas Yojna	0	226737	--	--	--	--	--	17
101-Rural Landless Employment Guarantee Programme	1777734	544592	--	--	--	--	--	18
102-Group Payment Assurance Scheme	0	--	--	--	--	--	268529	19
103-Food for work Programme	0	--	--	--	--	--	--	20
104-Sampoom Grmin Rozgar Yojna	75000000	--	--	--	--	--	--	21
105-Food for Work Programme	2286864	--	--	--	--	--	--	22
106-National Rural Employment Guarantee	0	--	--	--	--	--	393614	23
107-Interest on Special Securities issued to Food Corporation of India	0	--	--	--	--	--	--	24
196-Assistance to Zila Parishads/District Level Panchayats	154317	--	--	--	--	--	--	25
197-Assistance to Block Panchayats/ Intermediate level Panchayats	0	--	--	--	--	--	--	26
198-Assistance to Gram Panchayats	0	--	--	--	--	--	--	27
701-National Rural Employment Prog.	22500	--	--	--	--	--	--	28
702-Jawahar Gram Samridhi Yojna	128098	63144	--	--	--	--	--	29
703-Employment Assurance Scheme	298800	--	--	--	--	--	--	30
789-Special Component Plan for SC/ST	427390	--	--	--	--	--	627969	31
796-Tribal Area Sub-plan	1340917	372454	--	--	--	--	793801	32
797-Transfer to/from Reserve Funds and Deposit Accounts	0	7140000	--	--	--	--	--	33
800-Other Expenditure	0	--	240000	--	--	--	604390	34
902-Deduct amount met from National Rural Employment Fund	0	--	--	--	--	--	--	35
911-Deduct Recoveries of Overpayments	-1157	-19	--	--	--	--	-727	36
Total:60	81435463	8366645	240000	0	0	0	2687576	37
Total: Expenditure on Rural Employment	395103315	8866229	369991	153995	26091	160000	2687576	38
Charged	--	7140000	--	--	--	--	--	39
Voted	395103315	1726229	369991	153995	26091	160000	2687576	40

COMBINED FINANCE AND REVENUE ACCOUNTS OF THE UNION AND STATE GOVERNMENTS IN INDIA FOR THE YEAR 2008-09

No. 20-A-2505-ACCOUNT of EXPENDITURE on RURAL EMPLOYMENT for the year ended 31st March, 2009-Conclid.

Item No.	STATE GOVERNMENTS								Total
	Punjab	Rajasthan	Sikkim	Tamil Nadu	Tripura	Uttar Pradesh	Uttarakhand	West Bengal	
1	--	891781	1795	--	--	--	--	--	893576
2	--	--	4190	--	--	--	--	--	4190
3	--	--	--	--	--	--	--	--	6077445
4	--	-35	9570	679020	--	2707618	--	669490	7575290
5	--	--	825	405742	--	--	--	733253	2582073
6	--	--	2000	--	--	--	--	130803	2477532
7	--	--	--	1749999	--	3000000	--	--	4991966
8	--	--	--	--	--	--	--	-15	-166
9	0	891746	18380	2834761	0	5707618	0	1533531	24601906
10	--	4398560	--	--	--	--	--	--	305351582
11	--	--	--	--	--	--	--	--	68621
12	--	--	--	--	--	--	--	--	300000000
13	--	62908	--	--	--	--	--	--	62908
14	--	--	--	--	--	--	--	--	-300000000
15	0	4461468	0	0	0	0	0	0	305483111
16	--	--	--	--	894	--	--	--	20631
17	--	--	--	--	--	--	--	--	226737
18	--	--	--	--	--	--	--	--	2322326
19	--	--	--	--	--	--	--	--	268529
20	--	--	--	--	--	--	--	--	0
21	--	--	--	--	--	2456	--	--	75002456
22	--	--	--	--	--	--	--	26483	2313347
23	--	--	--	--	--	--	--	256332	649946
24	--	--	--	--	--	--	--	--	0
25	--	-233	--	--	--	--	--	--	154084
26	--	--	--	--	--	--	--	--	0
27	--	--	--	--	--	--	--	--	0
28	--	--	--	--	--	--	--	--	22500
29	--	--	--	--	--	--	--	--	191242
30	--	--	14520	--	--	--	--	--	313320
31	--	--	944	--	--	--	--	396766	1453069
32	--	--	2500	--	--	--	--	6060	2515732
33	--	--	--	--	--	--	--	--	7140000
34	--	--	--	--	1277	--	--	211796	1057463
35	--	--	--	--	--	--	--	--	0
36	--	--	--	--	--	--	--	-11	-1914
37	0	-233	17964	0	2171	2456	0	897426	93649468
38	0	5352981	36344	2834761	2171	5710074	0	2430957	423734485
39	--	--	--	--	--	--	--	--	7140000
40	0	5352981	36344	2834761	2171	5710074	0	2430957	416594485

Economic Services


NO. 20-C-6505- ACCOUNT of LOANS for RURAL EMPLOYMENT showing the amounts ADVANCED and REPAID during the year ended 31st March, 2009 and the BALANCES of such LOANS at the commencement and at the end of the year 2008-09

	Balance 1st April, 2008	Advanced during the year	Repaid during the year	(In thousands of rupees) Balance 31st March, 2009
KARNATAKA				
800-Other Loans	-3	--	--	(A) -3
Total: Government of Karnataka	-3	0	0	-3
TAMIL NADU				
201-National Programmes	214930	--	--	214930
800-Other Loans	996	--	--	996
Total: Government of Tamil Nadu	215926	0	0	215926
UTTAR PRADESH				
200-Other Programmes	821	--	--	821
Total: Government of Uttar Pradesh	821	0	0	(B) 821
UTTARAKHAND				
200-Other Programmes	--	--	--	0
Total: Government of Uttarakhand	0	0	0	0
Total: State Governments	216744	0	0	216744

(A) Reasons for the minus balance are under examination.

(B) The amount of Rs.821 thousands are yet to be apportioned between Uttar Pradesh and Uttarakhand.

Economic Services



No. 21-0506-ACCOUNT of RECEIPTS from LAND REFORMS for the year ended 31st March, 2009

(In thousands of rupees)

	Union Government	U.T. Govt. Puducherry	STATE GOVERNMENTS						Item No.		
			Andhra Pradesh	Arunachal Pradesh	Assam	Bihar	Chhattisgarh	NCT Delhi		Goa	
101-Receipts from Regulations/ Consolidations of land holdings and tenancy	--	--	--	--	--	--	7	--	--	--	1
103-Receipts from maintenance of Land Records	--	--	--	--	--	--	--	--	--	--	2
800-Other Receipts	--	--	30415	87	--	--	393	--	--	--	3
900-Deduct-Refunds	--	--	--	--	--	--	-66	--	--	--	4
Total: Receipts from Land Reforms	0	0	30415	87	0	0	334	0	0	0	5

No. 21-0506-ACCOUNT of RECEIPTS from LAND REFORMS for the year ended 31st March, 2009-Contd.

(In thousands of rupees)

	Total brought forward	STATE GOVERNMENTS						Item No.	
		Maharashtra	Manipur	Meghalaya	Mizoram	Nagaland	Orissa		
101-Receipts from Regulations/ Consolidations of land holdings and tenancy	7	29935	--	--	--	5497	--	--	1
103-Receipts from maintenance of Land Records	0	234791	--	--	--	2529	--	--	2
800-Other Receipts	40752	--	--	--	--	794	--	673	3
900-Deduct-Refunds	-164595	--	--	--	--	--	--	--	4
Total: Receipts from Land Reforms	-123836	264726	0	0	0	8820	0	673	5

COMBINED FINANCE AND REVENUE ACCOUNTS OF THE UNION AND STATE GOVERNMENTS IN INDIA FOR THE YEAR 2008-09

No. 21-0506-ACCOUNT of RECEIPTS from LAND REFORMS for the year ended 31st March, 2009-Contd.

(In thousands of rupees)

Item No.	STATE GOVERNMENTS								Total carried over
	Gujarat	Haryana	Himachal Pradesh	Jammu and Kashmir	Jharkhand	Karnataka	Kerala	Madhya Pradesh	
1	--	--	--	--	--	--	--	--	7
2	--	--	--	--	--	--	--	--	0
3	--	191	1682	67	36	7881	--	--	40752
4	--	--	--	--	--	-164529	--	--	-164595
5	0	191	1682	67	36	-156648	0	0	-123836

No. 21-0506-ACCOUNT of RECEIPTS from LAND REFORMS for the year ended 31st March, 2009-Conclid.

(In thousands of rupees)

Item No.	STATE GOVERNMENTS								Total
	Punjab	Rajasthan	Sikkim	Tamil Nadu	Tripura	Uttar Pradesh	Uttarakhand	West Bengal	
1	--	2002	--	--	--	--	--	--	37441
2	--	--	--	--	--	--	--	--	237320
3	--	--	--	1	16	23504	--	79	65819
4	--	--	--	--	--	--	--	--	-164595
5	0	2002	0	1	16	23504	0	79	175985

Economic Services

No. 21-A-2506-ACCOUNT of EXPENDITURE on LAND REFORMS for the year ended 31st March, 2009

	Union Government	U.T. Govt. Puducherry	STATE GOVERNMENTS							Item No.
			Andhra Pradesh	Arunachal Pradesh	Assam	Bihar	Chhattisgarh	NCT Delhi	Goa	
001-Direction and Administration	--	--	90599	--	--	--	--	--	--	1
012-Statistics and Evaluation	--	--	--	--	--	--	--	--	--	2
101-Regulation of Land Holdings and Tenancy	--	--	--	--	--	--	--	--	--	3
102-Consolidation of Holdings	--	--	--	--	--	--	--	--	--	4
103-Maintenance of Land Records	22197	--	--	--	--	--	--	--	--	5
104-Assistance to Allottees of Surplus Land	--	--	--	--	--	--	--	--	--	6
191-Assistance to Municipal Corporations	--	--	--	--	--	--	--	--	--	7
196-Assistance to Zilla Parishad/ Dist/Level Panchayats	--	--	--	--	--	--	--	--	--	8
198- Assistance to Gram Panchayats	--	--	--	--	--	--	--	--	--	9
789- Special Component Plan for Scheduled Castes	--	--	--	--	--	--	--	--	--	10
796-Tribal Area Sub-plan	--	--	--	--	--	--	--	--	--	11
800-Other Expenditure	26715	--	--	12015	--	--	--	--	--	12
911-Deduct-Recoveries of Overpayments	--	--	--	--	--	--	--	--	--	13
Total: Expenditure on Land Reforms	48912	0	90599	12015	0	0	0	0	0	14
Charged	--	--	--	--	--	--	--	--	--	15
Voted	48912	0	90599	12015	0	0	0	0	0	16

No. 21-A-2506-ACCOUNT of EXPENDITURE on LAND REFORMS for the year ended 31st March, 2009-Contd.

	Total brought forward	STATE GOVERNMENTS						Item No.
		Maharashtra	Manipur	Meghalaya	Mizoram	Nagaland	Orissa	
001-Direction and Administration	90599	--	--	--	8624	--	28510	1
012-Statistics and Evaluation	6511	--	--	--	1580	--	--	2
101-Regulation of Land Holdings and Tenancy	43177	--	--	--	2202	--	14585	3
102-Consolidation of Holdings	445736	--	--	--	--	--	342656	4
103-Maintenance of Land Records	22197	--	--	--	18934	--	--	5
104-Assistance to Allottees of Surplus Land	0	--	--	--	--	--	--	6
191-Assistance to Municipal Corporations	0	--	--	--	--	--	--	7
196-Assistance to Zilla Parishad/ Dist/Level Panchayats	0	--	--	--	--	--	--	8
198- Assistance to Gram Panchayats	0	--	--	--	--	--	--	9
789- Special Component Plan for Scheduled Castes	0	--	--	--	--	--	--	10
796-Tribal Area Sub-plan	1713	--	--	--	--	--	--	11
800-Other Expenditure	91819	--	--	--	2856	--	--	12
911-Deduct-Recoveries of Overpayments	-50	--	--	--	--	--	-21	13
Total: Expenditure on Land Reforms	701702	0	0	0	34196	0	385730	14
Charged	0	--	--	--	--	--	--	15
Voted	701702	0	0	0	34196	0	385730	16

COMBINED FINANCE AND REVENUE ACCOUNTS OF THE UNION AND STATE GOVERNMENTS IN INDIA FOR THE YEAR 2008-09

No. 21-A-2506-ACCOUNT of EXPENDITURE on LAND REFORMS for the year ended 31st March, 2009-Contd.

Item No.	STATE GOVERNMENTS								Total carried over
	Gujarat	Haryana	Himachal Pradesh	Jammu and Kashmir	Jharkhand	Karnataka	Kerala	Madhya Pradesh	
1									90599
2		6511							6511
3						43177			43177
4		51651	63084	331001					445736
5									22197
6									0
7									0
8									0
9									0
10									0
11			1713						1713
12						995	52094		91819
13							-50		-50
14	0	58162	64797	331001	0	44172	52044	0	701702
15									0
16	0	58162	64797	331001	0	44172	52044	0	701702

No. 21-A-2506-ACCOUNT of EXPENDITURE on LAND REFORMS for the year ended 31st March, 2009-Concl'd.

Item No.	STATE GOVERNMENTS								Total
	Punjab	Rajasthan	Sikkim	Tamil Nadu	Tripura	Uttar Pradesh	Uttarakhand	West Bengal	
1					109000				236733
2									8091
3								158709	218673
4									788392
5			77	1071					42279
6						150			150
7									0
8			390						390
9			910						910
10			210						210
11			1160						2873
12			30660					29983	155318
13								-17	-88
14	0	0	33407	1071	109000	150	0	188675	1453931
15									0
16	0	0	33407	1071	109000	150	0	188675	1453931

Economic Services

No. 21-C-6506-ACCOUNT of LOANS for LAND REFORMS showing the amounts ADVANCED and REPAYD during the year ended 31st March, 2009 and the BALANCES of such LOANS at the commencement and at the end of the year 2008-09-Contd.

(In thousands of rupees)

Item No.	STATE GOVERNMENTS								Total carried over
	Gujarat	Haryana	Himachal Pradesh	Jammu and Kashmir	Jharkhand	Karnataka	Kerala	Madhya Pradesh	
1	--	--	-154	--	--	--	--	--	-154
2	--	--	--	--	--	--	--	--	0
3	--	--	12	--	--	--	--	--	12
4	0	0	(A) -166	0	0	0	0	0	-166
5	--	--	--	--	-20	-14	--	--	25353
6	--	--	--	--	--	--	--	--	0
7	--	--	--	--	--	--	--	--	0
8	0	0	0	0	(B) -20	(A) -14	0	0	25353
9	0	0	-154	0	-20	-14	0	0	25199
10	0	0	0	0	0	0	0	0	0
11	0	0	12	0	0	0	0	0	12
12	0	0	-166	0	-20	-14	0	0	25187
13	--	--	--	--	--	--	--	--	0

(A) Minus balance is under investigation.

(B) Minus balance is due to non-allocation of balances as on 14.11.2000 between Bihar and Jharkhand.

Loans and Advances

No. 21-C-6506-ACCOUNT of LOANS for LAND REFORMS showing the amounts ADVANCED and REPAYED during the year ended 31st March, 2009 and the BALANCES of such LOANS at the commencement and at the end of the year 2008-09-Contd.

(In thousands of rupees)

	Total brought forward	STATE GOVERNMENTS						Item No.
		Maharashtra	Manipur	Meghalaya	Mizoram	Nagaland	Orissa	
104-Loans to Allottees of Surplus Land-								
Balance 1st April, 2008	-154	--	--	--	--	--	--	1
Advanced during the year	0	--	--	--	--	--	--	2
Repaid during the year	12	--	--	--	--	--	--	3
Balance 31st March, 2009	-166	0	0	0	0	0	0	4
800-Other Loans-								
Balance 1st April, 2008	25353	--	--	--	--	--	--	5
Advanced during the year	0	--	--	--	--	--	--	6
Repaid during the year	0	--	--	--	--	--	--	7
Balance 31st March, 2009	25353	0	0	0	0	0	0	8
Total : Loans for Land Reforms -								
Balance 1st April, 2008	25199	0	0	0	0	0	0	9
Advanced during the year	0	0	0	0	0	0	0	10
Repaid during the year	12	0	0	0	0	0	0	11
Balance 31st March, 2009	25187	0	0	0	0	0	0	12
Interest received and credited to revenue	0	--	--	--	--	--	--	13

No. 21-C-6506-ACCOUNT of LOANS for LAND REFORMS showing the amounts ADVANCED and REPAID during the year ended 31st March, 2009 and the BALANCES of such LOANS at the commencement and at the end of the year 2008-09-Concl'd.

Item No.	STATE GOVERNMENTS								Total
	Punjab	Rajasthan	Sikkim	Tamil Nadu	Tripura	Uttar Pradesh	Uttarakhand	West Bengal	
1	--	603	--	-24	--	4020	--	--	4445
2	--	--	--	--	--	--	--	--	0
3	--	--	--	--	--	--	--	--	12
4	0	603	0	(A) -24	0	4020	0	0	4433
5	--	--	--	-28	--	--	--	--	25325
6	--	--	--	--	--	--	--	--	0
7	--	--	--	--	--	--	--	--	0
8	0	0	0	(A) -28	0	0	0	0	25325
9	0	603	0	-52	0	(B) 4020	0	0	29770
10	0	0	0	0	0	0	0	0	0
11	0	0	0	0	0	0	0	0	12
12	0	603	0	-52	0	4020	0	0	29758
13	--	--	--	--	--	--	--	--	0

(A) Minus Balances are under examination.

(B) An amount of Rs.4020 thousands is yet to be apportioned between Uttar Pradesh and Uttarakhand.

Loans and Advances

**No. 22-0515-ACCOUNT of RECEIPTS from OTHER RURAL DEVELOPMENT PROGRAMMES for the
year ended 31st March, 2009**

(In thousands of rupees)

	Union Government	U.T. Govt. Puducherry	STATE GOVERNMENTS							Item No.
			Andhra Pradesh	Arunachal Pradesh	Assam	Bihar	Chhattisgarh	NCT Delhi	Goa	
101-Receipts under Panchayati Raj Acts	-	-	-	-	82	10588	3743	4	-	1
102-Receipts from Community Development Projects	3	-	-	-	-	10	9244	-	-	2
501-Services and Service Fees	-	-	-	-	-	-	-	-	-	3
800-Other Receipts	3035	306	5568237	116	2271	92837	3102	142183	197	4
900-Deduct-Refunds	-	-	-	-	-	-	-	-	-	5
Total: Receipts from Other Rural Development Programmes	3038	306	5568237	116	2353	103435	16089	142187	197	6

**No. 22-0515-ACCOUNT of RECEIPTS from OTHER RURAL DEVELOPMENT PROGRAMMES for the
year ended 31st March, 2009-Contd.**

(In thousands of rupees)

	Total brought forward	STATE GOVERNMENTS						Item No.
		Maharashtra	Manipur	Meghalaya	Mizoram	Nagaland	Orissa	
101-Receipts under Panchayati Raj Acts	161738	41827	-	-	-	-	-	1
102-Receipts from Community Development Projects	48668	-	-	6	-	-	-	2
501-Services and Service Fees	0	49810	-	-	-	-	-	3
800-Other Receipts	11110988	400238	-	68	102	22472	2056	4
900-Deduct-Refunds	-1381	-	-	-	-	-	-	5
Total: Receipts from Other Rural Development Programmes	11320013	491875	0	74	102	22472	2056	6

**No. 22-0515-ACCOUNT of RECEIPTS from OTHER RURAL DEVELOPMENT PROGRAMMES for the
year ended 31st March, 2009-Contd.**

Item No.	STATE GOVERNMENTS								Total carried over
	Gujarat	Haryana	Himachal Pradesh	Jammu and Kashmir	Jharkhand	Karnataka	Kerala	Madhya Pradesh	
1.	23511	82730	12263	--	17790	11027	--	--	161738
2	--	546	727	291	--	--	175	37672	48668
3	--	--	--	--	--	--	--	--	0
4	299130	33048	7223	1005	50407	(A) 4905549	2266	76	11110988
5	-32	-53	--	--	--	-1271	--	-25	-1381
6	322609	116271	20213	1296	68197	4915305	2441	37723	11320013

**No. 22-0515-ACCOUNT of RECEIPTS from OTHER RURAL DEVELOPMENT PROGRAMMES for the
year ended 31st March, 2009-Concl'd.**

Item No.	STATE GOVERNMENTS								Total
	Punjab	Rajasthan	Sikkim	Tamil Nadu	Tripura	Uttar Pradesh	Uttarakhand	West Bengal	
1	560	451	--	121	--	101588	20565	810	327660
2	--	--	--	--	--	134252	--	11555	194481
3	--	--	--	--	--	--	--	--	49810
4	600766	580	12423	24053	272	161331	279	1788	12337416
5	--	--	--	--	--	-25	--	--	-1406
6	601326	1031	12423	24174	272	397146	20844	14153	12907961

(A) Includes Rs.4835837 thousands representing the unutilised amount of grants given to Zila Panchayats and Taluk Panchayats outstanding under 'Deposit of Local Funds- Panchayat Bodies Funds' as on 31.3.2008 transferred from Public Account to Revenue Receipts

Economic Services

**No. 22-A-2515-ACCOUNT of EXPENDITURE on OTHER RURAL DEVELOPMENT PROGRAMMES for the
year ended 31st March, 2009**

(In thousands of rupees)

	Union Government	U.T. Govt. Puducherry	STATE GOVERNMENTS							Item No.
			Andhra Pradesh	Arunachal Pradesh	Assam	Bihar	Chhattisgarh	NCT Delhi	Goa	
001-Direction and Administration	100567	3047	1688248	524903	488840	1380794	217034	1105	56465	1
003-Training	283600	27	44813	--	3813	8867	9810	--	614	2
004-Research	--	--	--	--	--	--	--	--	--	3
101-Panchayati Raj	980823	73840	33165	--	6394	54	3331027	8260	309568	4
102-Community Development	4090	48940	--	--	--	1431803	1553502	19958	124660	5
103-Dry Land Development Programme	--	--	655630	--	--	--	--	--	--	6
196-Assistance to Zila Parishads/ District Level Panchayats	225900	--	10550823	--	--	304311	--	--	--	7
197-Assistance to Block Panchayats/ Intermediate Level Panchayats	79442	--	2909868	--	--	235239	--	--	--	8
198-Assistance to Gram Panchayat	214656	--	3588954	--	--	3429529	--	--	--	9
502-Expenditure awaiting transfer to other head of account	--	--	--	--	--	--	--	--	--	10
789-Special Component Plan for Scheduled Castes	--	81329	1302457	--	--	--	180332	--	1983	11
796-Tribal Area Sub-plan	889	--	558817	--	--	--	920066	--	11851	12
797-Transfer to/from Reserve Funds and Deposit Accounts	--	--	2944946	--	--	--	--	--	--	13
798-International Co-operation	9076	--	--	--	--	--	--	--	--	14
799-Suspense	--	--	--	--	--	--	--	--	--	15
800-Other Expenditure	4260776	30354	322501	--	2397777	5419050	329194	15402	--	16
911-Deduct-Recoveries of Overpayments	--	-10389	--	--	--	-589	--	--	-1468	17
Total: Expenditure on Other Rural Development Programmes	6159819	227148	24600222	524903	2896824	12209058	6540965	44725	503673	18
Charged	--	--	--	--	--	--	1366	--	--	19
Voted	6159819	227148	24600222	524903	2896824	12209058	6539599	44725	503673	20

**No. 22-A-2515-ACCOUNT of EXPENDITURE on OTHER RURAL DEVELOPMENT PROGRAMMES for the
year ended 31st March, 2009-Contd.**

Item No.	STATE GOVERNMENTS								Total carried over
	Gujarat	Haryana	Himachal Pradesh	Jammu and Kashmir	Jharkhand	Karnataka	Kerala	Madhya Pradesh	
1	--	747754	--	791917	2049058	6689	940985	540418	9537824
2	7710	20921	7304	--	14898	--	62277	33504	498158
3	--	--	--	--	--	--	--	--	0
4	1820247	4260418	1197856	148	9851	137956	48971	2182453	14401031
5	2906306	1145703	489495	192727	913049	7863	430019	79066	9347181
6	--	--	--	--	--	--	--	--	655630
7	--	--	--	--	--	743170	64977	--	11889181
8	--	--	--	--	--	1858453	165465	--	5248467
9	10000	--	--	--	--	4779734	2914	--	12025787
10	--	--	--	--	--	--	--	--	0
11	--	1472700	106578	--	150500	--	--	1017269	4313148
12	832889	--	126898	--	1856412	--	--	492915	4800737
13	--	--	--	--	--	--	--	--	2944946
14	--	--	--	--	--	--	--	--	9076
15	--	--	--	--	2113	--	--	--	2113
16	2842536	--	--	59716	640744	376322	699294	5465742	22859408
17	-405	--	--	--	-29976	--	-33505	--	-76332
18	8419283	7647496	1928131	1044508	5606649	7910187	2381397	9811367	98456355
19	--	--	23	--	--	--	--	13	1402
20	8419283	7647496	1928108	1044508	5606649	7910187	2381397	9811354	98454953

Economic Services

**No. 22-A-2515-ACCOUNT of EXPENDITURE on OTHER RURAL DEVELOPMENT PROGRAMMES for the
year ended 31st March, 2009-Contd.**

	Total brought forward	(In thousands of rupees)						Item No.
		STATE GOVERNMENTS						
		Maharashtra	Manipur	Meghalaya	Mizoram	Nagaland	Orissa	
001-Direction and Administration	9537824		6590	130995	138478		90839	1
003-Training	498158	2959				25700	8675	2
004-Research	0							3
101-Panchayati Raj	14401031	4443615	347399			160085	7608	4
102-Community Development	9347181	973911	95640	62890		145296	704576	5
103-Dry Land Development Programme	655630							6
196-Assistance to Zila Parishads/ District Level Panchayats	11889181							7
197-Assistance to Block Panchayats/ Intermediate Level Panchayats	5248467							8
198-Assistance to Gram Panchayat	12025787						1600662	9
502-Expenditure awaiting transfer to other head of account	0							10
789-Special Component Plan for Scheduled Castes	4313148						966568	11
796-Tribal Area Sub-plan	4800737						666504	12
797-Transfer to/from Reserve Funds and Deposit Accounts	2944946							13
798-International Co-operation	9076							14
799-Suspense	2113							15
800-Other Expenditure	22859408	3300576		1321216		296800	3595318	16
911-Deduct-Recoveries of Overpayments	-76332	-6006					-1896	17
Total: Expenditure on Other Rural Development Programmes	98456355	8715055	449629	1515101	138478	627881	7638854	18
Charged	1402							19
Voted	98454953	8715055	449629	1515101	138478	627881	7638854	20

**No. 22-A-2515-ACCOUNT of EXPENDITURE on OTHER RURAL DEVELOPMENT PROGRAMMES for the
year ended 31st March, 2009-Concl.**

(In thousands of rupees)

Item No.	STATE GOVERNMENTS								Total
	Punjab	Rajasthan	Sikkim	Tamil Nadu	Tripura	Uttar Pradesh	Uttarakhand	West Bengal	
1	667436	102112	--	1674350	472096	105479	14022	220363	13160584
2	--	16432	15645	39271	3952	145351	27943	7538	791624
3	--	--	--	--	--	23090	--	--	23090
4	--	--	63704	18263	371042	21333524	588436	2932678	44667385
5	2000	1637500	--	326968	--	3374548	1818054	1040029	19528593
6	--	--	--	--	--	--	--	--	655630
7	--	906213	21160	--	--	--	--	718759	13535313
8	--	2473356	--	--	--	--	--	508400	8230223
9	--	9462906	44401	429000	--	--	--	1525200	25087956
10	--	--	--	--	--	--	--	--	0
11	--	--	20431	--	--	--	--	1308259	6608406
12	--	--	51750	5720	--	1183	65274	189168	5780336
13	--	--	--	--	--	--	--	--	2944946
14	--	--	--	--	--	--	--	--	9076
15	51489	--	--	--	--	--	--	--	53602
16	191	78932	--	1201479	--	12829694	557741	3021835	49063190
17	--	--	--	-86	--	--	--	-309	-84629
18	721116	14677451	217091	3694965	847090	37812869	3071470	11471920	190055325
19	--	11	--	--	--	715	--	--	2128
20	721116	14677440	217091	3694965	847090	37812154	3071470	11471920	190053197

Economic Services

No. 22-B-4515-ACCOUNT of CAPITAL OUTLAY on OTHER RURAL DEVELOPMENT PROGRAMMES during and to the end of the year 2008-09

	(In thousands of rupees)	
	Expenditure	
	During the year	To end of the year
UNION GOVERNMENT		
101-Panchayati Raj	28519	271917
102-Community Development	--	6004
103-Rural Development	7899	207899
800-Other Expenditure	--	81574
901-Deduct-Receipts and Recoveries on Capital Account	--	-473
Total: Union Government	36418	566921
STATE GOVERNMENTS ANDHRA PRADESH		
101-Panchayati Raj	--	13317380
102-Community Development	--	3072
103-Rural Development	--	2784734
196-Assistance to Zilla Parishads	--	1908980
197-Assistance to Mandal Praja Parishad	--	165951
789-Special Component Plan for Scheduled Castes	--	283839
796-Tribal Area Sub-Plan	--	62035
800-Other Expenditure	--	1660
Total : Government of Andhra Pradesh	0	18527651
ARUNACHAL PRADESH		
101-Panchayati Raj	--	29294
103-Rural Development	103374	262412
800-Other Expenditure	--	38303
Total: Government of Arunachal Pradesh	103374	330009
ASSAM		
103-Rural Development	--	1929
Total: Government of Assam	0	1929
BIHAR		
050-Land	--	1193
101-Panchayati Raj	--	106800
102-Community Development	--	--
103-Rural Development	12743990	70665588
796-Tribal Area Sub-Plan	--	2242050
799-Suspense	--	56952
800-Other Expenditure	--	880184
911-Deduct Recoveries of overpayments	-6129	-10306
Total: Government of Bihar	12737861	73942461
CHHATTISGARH		
101-Panchayati Raj	16716	29216
102-Community Development	871	6981
103-Rural Development	532475	1571886
789-Special Component Plan for Scheduled Castes	187326	747339
796-Tribal Area Sub-Plan	590656	2563267
800-Other Expenditure-Housing	278634	2649037
Total : Government of Chhattisgarh	1606678	7567726

No. 22-B-4515-ACCOUNT of CAPITAL OUTLAY on OTHER RURAL DEVELOPMENT PROGRAMMES during and to the end of the year 2008-09-Contd.

	(In thousands of rupees)	
	Expenditure	
	During the year	To end of the year
NCT DELHI		
101-Panchayati Raj	159983	717890
102-Community Development	--	12504
103-Rural Development	1699956	6421577
Total: Government of NCT DELHI	1859939	7151971
GOA		
101-Panchayati Raj	20244	26232
103-Rural Development	--	5000
Total : Government of Goa	20244	31232
GUJARAT		
103-Rural Development-Building	--	4194
800-Other Expenditure	--	1944
Total: Government of Gujarat	0	6138
HIMACHAL PRADESH		
101-Panchayati Raj	6666	145545
102-Community Development	--	6058
103-Rural Development	--	100
Total: Government of Himachal Pradesh	6666	151703
JAMMU AND KASHMIR		
102-Community Development	68622	683107
103-Rural Development	569391	3986788
800-Other Expenditure	14422	1541990
Total: Government of Jammu and Kashmir	652435	6211885
JHARKHAND		
103-Rural Development	2270926	14181415
789-Special Component Plan for Scheduled Castes	661060	1280015
796-Tribal Area Sub-Plan	3316891	21661006
799-Suspense	1815	917
Total : Government of Jharkhand	6250692	37123353
KARNATAKA		
102-Community Development	--	98256
103-Rural Development	1343461	4742910
800-Other Expenditure	--	3070
901-Deduct-Receipts and Recoveries on Capital Account	--	-1505
Total: Government of Karnataka	1343461	4842731
MADHYA PRADESH		
101-Panchayati Raj	630	241710
102-Community Development	--	49197
103-Rural Development	--	324435
789-Special Component Plan for Scheduled Castes	732278	3671484
796-Tribal Area Sun-Plan	989725	6342670
800-Other Expenditure	2885444	22925835
Total: Government of Madhya Pradesh	4608077	33555331

(A) Includes Rs.7139515 thousands yet to be apportioned between Madhya Pradesh and Chhattisgarh.

No. 22-B-4515-ACCOUNT of CAPITAL OUTLAY on OTHER RURAL DEVELOPMENT PROGRAMMES during and to the end of the year 2008-09-Contd.

	(In thousands of rupees)	
	Expenditure	
	During the year	To end of the year
MAHARASHTRA		
102-Community Development	4533552	17448787
190-Investments in Public Sector and Other Undertakings	--	479
800-Other Expenditure	155144	1217313
901-Deduct receipt and recoveries on Capital account	-14340	-14340
Total: Government of Maharashtra	4674356	18652239
MANIPUR		
102-Community Development	--	60
800-Other Expenditure	2033	421403
Total : Government of Manipur	2033	421463
MEGHALAYA		
102-Community Development	2662	139907
Total : Government of Meghalaya	2662	139907
MIZORAM		
001-Direction and Administration	--	9073
101-Panchayati Raj	--	1209
102-Community Development	83645	363428
103-Rural Development	--	7390
800-Other Expenditure	--	71
Total : Government of Mizoram	83645	381171
NAGALAND		
103-Rural Development	8750	32973
Total : Government of Nagaland	8750	32973
ORISSA		
102-Community Development	--	1413
103-Rural Development	--	5046
800-Other Expenditure	--	13255
Total : Government of Orissa	0	19714
PUNJAB		
102-Community Development	30000	97500
103-Rural Development	761544	3856149
789-Special component plan for Scheduled Castes	14200	303847
800-Other Expenditure	716297	2052662
Total : Government of Punjab	1522041	6310158
RAJASTHAN		
101-Panchyati Raj	1248574	18335867
102-Community Development	300	67045
103-Rural Development	5000	34255
789-Special component plan for Scheduled Castes	311474	2563625
796-Tribal Area Sun-Plan	248300	2497220
800-Other Expenditure	--	1139614
Total: Government of Rajasthan	1813648	24637626

No. 22-B-4515-ACCOUNT of CAPITAL OUTLAY on OTHER RURAL DEVELOPMENT PROGRAMMES during and to the end of the year 2008-09-Conclid.

	(In thousands of rupees)	
	Expenditure	
	During the year	To end of the year
SIKKIM		
101-Panchayati Raj	70543	638902
102-Community Development	7689	25503
103-Rural Development	172379	503071
911- Deduct Refund	-3513	-3513
Total : Government of Sikkim	247098	1163963
TAMIL NADU		
101-Panchayati Raj	--	3069078
102-Community Development	--	378752
103-Rural Development	4603947	8197630
190-Investments in Public Sector and Other Undertakings	--	1500
789-Special component plan for scheduled castes	1699557	4642114
800-Other Expenditure	6804294	28661167
Total: Government of Tamil Nadu	13107798	44950241
Tripura		
101-Panchayati Raj	59970	842786
103-Rural Development	194385	826001
800-Other Expenditure	--	236810
Total : Government of Tripura	254355	1905597
UTTAR PRADESH		
102-Community Development-	557039	4896073
103-Rural Development	--	37800
800-Other Expenditure	6804274	38563880
Total: Government of Uttar Pradesh	7361313	43497753
UTTARAKHAND		
102-Community Development	1122526	4011846
796-Tribal Area Sun-Plan	18000	71799
Total : Government of Uttarakhand	1140526	4083645
WEST BENGAL		
101-Panchayati Raj	--	9747
102-Community Development	8489	112728
103-Rural Development	--	2636
800-Other Expenditure	--	5760
Total: Government of West Bengal	8489	130871
Total: Capital Outlay on Other Rural Development Programmes	59452559	336338362

(A) Includes Rs. 2133245 thousands yet to be apportioned between Uttar Pradesh and Uttarakhand.

No. 22-C-6515-ACCOUNT of LOANS for OTHER RURAL DEVELOPMENT PROGRAMMES showing the amounts ADVANCED and REPAYED during the year ended 31st March, 2009 and the BALANCES of such LOANS at the commencement and at the end of the year 2008-09

	Union Government	U.T. Govt. Puducherry	STATE GOVERNMENTS							Item No.
			Andhra Pradesh	Arunachal Pradesh	Assam	Bihar	Chhattisgarh	NCT Delhi	Goa	
(In thousands of rupees)										
101-Panchayati Raj-										
Balance 1st April, 2008	507	5563	64	--	4641	20165	--	--	4950	1
Advanced during the year	--	--	--	--	--	--	--	--	--	2
Repaid during the year	--	236	--	--	--	--	--	--	50	3
Balance 31st March, 2009	507	5327	64	0	4641	20165	0	0	4900	4
102-Community Development-										
Balance 1st April, 2008	-462	5	241	--	--	555498	1970	160	179	5
Advanced during the year	92	--	--	--	--	--	--	--	--	6
Repaid during the year	(A) -326	--	--	--	--	--	--	--	--	7
Balance 31st March, 2009	-44	5	241	0	0	555498	1970	160	179	8
103-Rural Works Programmes-										
Balance 1st April, 2008	-1	--	--	--	--	--	3844	700000	--	9
Advanced during the year	--	--	--	--	--	--	--	--	--	10
Repaid during the year	--	--	--	--	--	--	--	--	--	11
Balance 31st March, 2009	(A) -1	0	0	0	0	0	3844	700000	0	12
190-Assistance to Public Sector and other Undertakings										
Balance 1st April, 2008	--	--	--	--	--	--	--	--	--	13
Advanced during the year	--	--	--	--	--	--	--	--	--	14
Repaid during the year	--	--	--	--	--	--	--	--	--	15
Balance 31st March, 2009	0	0	0	0	0	0	0	0	0	16
796-Tribal Area Sub-plan-										
Balance 1st April, 2008	--	--	--	--	--	--	16	--	--	17
Advanced during the year	--	--	--	--	--	--	--	--	--	18
Repaid during the year	--	--	--	--	--	--	--	--	--	19
Balance 31st March, 2009	0	0	0	0	0	0	16	0	0	20
800-Other Loans-										
Balance 1st April, 2008	--	--	--	--	--	--	--	1484727	--	21
Advanced during the year	--	--	--	--	--	--	--	243722	--	22
Repaid during the year	--	--	--	--	--	--	--	131443	--	23
Balance 31st March, 2009	0	0	0	0	0	0	0	1597006	0	24
Total : Loans for other Rural Development Programmes										
Balance 1st April, 2008	44	5568	305	0	4641	575663	5830	2184887	5129	25
Advanced during the year	92	0	0	0	0	0	0	243722	0	26
Repaid during the year	-326	236	0	0	0	0	0	131443	50	27
Balance 31st March, 2009	462	5332	305	0	4641	575663	5830	2297166	5079	28
Interest received and credited to revenue	--	--	279	--	--	--	--	--	--	29

(A) Minus transaction is due to write off of balances.

COMBINED FINANCE AND REVENUE ACCOUNTS OF THE UNION AND STATE GOVERNMENTS IN INDIA FOR THE YEAR 2008-09

No. 22-C-6515-ACCOUNT of LOANS for OTHER RURAL DEVELOPMENT PROGRAMMES showing the amounts ADVANCED and REPAYED during the year ended 31st March, 2009 and the BALANCES of such LOANS at the commencement and at the end of the year 2008-09-Contd.

Item No.	STATE GOVERNMENTS								Total carried over
	Gujarat	Haryana	Himachal Pradesh	Jammu and Kashmir	Jharkhand	Karnataka	Kerala	Madhya Pradesh	
1	--	2	4274	112	--	28312	959	--	69549
2	--	--	--	--	--	--	15586	--	15586
3	--	--	138	--	--	--	--	--	424
4	0	2	4136	112	0	28312	16545	0	84711
5	22463	54460	215	429	45136	17228	--	5389	702911
6	--	12717	--	--	10489	--	--	--	23298
7	3	2130	107	--	--	--	--	--	1914
8	22460	65047	108	429	55625	17228	0	5389	724295
9	1244	--	--	--	--	13185	--	10523	728795
10	--	--	--	--	--	--	--	--	0
11	--	--	--	--	--	--	--	--	0
12	1244	0	0	0	0	13185	0	10523	728795
13	--	--	--	--	--	--	--	--	0
14	--	--	--	--	--	--	--	--	0
15	--	--	--	--	--	--	--	--	0
16	0	0	0	0	0	0	0	0	0
17	--	--	1336	--	--	8424	--	46	9822
18	--	--	--	--	--	--	--	--	0
19	--	--	--	--	--	--	--	--	0
20	0	0	1336	0	0	8424	0	46	9822
21	--	--	--	--	--	--	4672	--	1489399
22	--	--	--	--	--	--	--	--	243722
23	--	--	--	--	--	--	--	--	131443
24	0	0	0	0	0	0	4672	0	1601678
25	23707	54462	5825	541	45136	67149	5631	15958	3000476
26	0	12717	0	0	10489	0	15586	0	282606
27	3	2130	245	0	0	0	0	0	133781
28	23704	65049	5580	541	55625	67149	21217	15958	3149301
29	--	40918	2	--	--	--	--	--	41199

Loans and Advances

No. 22-C-6515-ACCOUNT of LOANS for OTHER RURAL DEVELOPMENT PROGRAMMES showing the amounts ADVANCED and REPAYED during the year ended 31st March, 2009 and the BALANCES of such LOANS at the commencement and at the end of the year 2008-09-Contd.

	Total brought forward	STATE GOVERNMENTS						Item No.
		Maharashtra	Manipur	Meghalaya	Mizoram	Nagaland	Orissa	
101-Panchayati Raj-								
Balance 1st April, 2008	69549	12111	--	--	--	--	33	1
Advanced during the year	15586	--	--	--	--	--	--	2
Repaid during the year	424	1139	--	--	--	--	23	3
Balance 31st March, 2009	84711	10972	0	0	0	0	10	4
102-Community Development-								
Balance 1st April, 2008	702911	17922	77	--	--	--	4989	5
Advanced during the year	23298	--	--	--	--	--	--	6
Repaid during the year	1914	8	--	--	--	--	--	7
Balance 31st March, 2009	724295	17914	77	0	0	0	4989	8
103-Rural Works Programmes-								
Balance 1st April, 2008	728795	-8125	--	--	--	--	--	9
Advanced during the year	0	--	--	--	--	--	--	10
Repaid during the year	0	--	--	--	--	--	--	11
Balance 31st March, 2009	728795	(A) -8125	0	0	0	0	0	12
Other Undertakings-								
Balance 1st April, 2008	0	--	--	--	--	--	--	13
Advanced during the year	0	--	--	--	--	--	--	14
Repaid during the year	0	--	--	--	--	--	--	15
Balance 31st March, 2009	0	0	0	0	0	0	0	16
796-Tribal Area Sub-plan-								
Balance 1st April, 2008	9822	--	--	--	--	--	3422	17
Advanced during the year	0	--	--	--	--	--	--	18
Repaid during the year	0	--	--	--	--	--	--	19
Balance 31st March, 2009	9822	0	0	0	0	0	3422	20
800-Other Loans-								
Balance 1st April, 2008	1489399	--	--	--	--	--	--	21
Advanced during the year	243722	--	--	--	--	--	--	22
Repaid during the year	131443	--	--	--	--	--	--	23
Balance 31st March, 2009	1601678	0	0	0	0	0	0	24
Total : Loans for other Rural Development Programmes								
Balance 1st April, 2008	3000476	21908	77	0	0	0	8444	25
Advanced during the year	282606	0	0	0	0	0	0	26
Repaid during the year	133781	1147	0	0	0	0	23	27
Balance 31st March, 2009	3149301	20761	77	0	0	0	8421	28
Interest received and credited to revenue	41199	--	--	--	--	--	--	29

(A) Minus balance is under investigation.

COMBINED FINANCE AND REVENUE ACCOUNTS OF THE UNION AND STATE GOVERNMENTS IN INDIA FOR THE YEAR 2008-09

No. 22-C-6515-ACCOUNT of LOANS for OTHER RURAL DEVELOPMENT PROGRAMMES showing the amounts ADVANCED and REPAYED during the year ended 31st March, 2009 and the BALANCES of such LOANS at the commencement and at the end of the year 2008-09-Concl'd.

Item No.	STATE GOVERNMENTS								Total
	Punjab	Rajasthan	Sikkim	Tamil Nadu	Tripura	Uttar Pradesh	Uttarakhand	West Bengal	
1	8677	--	--	-422	--	1771	--	28681	120400
2	--	--	--	--	--	--	--	--	15586
3	11	--	--	159	--	--	--	--	1756
4	8666	0	0	-581	0	1771	0	28681	134230
5	19615	1514	--	216	3972	11170	--	213493	975879
6	--	--	--	--	--	--	--	--	23298
7	118	29	--	134	--	--	--	440	2643
8	19497	1485	0	82	3972	11170	0	213053	996534
9	--	24693	--	9306	--	346	--	1854	756869
10	--	--	--	--	--	--	--	--	0
11	--	--	--	--	--	--	--	--	0
12	0	24693	0	9306	0	346	0	1854	756869
13	--	--	--	--	--	--	--	--	--
14	--	--	--	--	--	--	--	--	0
15	--	--	--	--	--	--	--	--	0
16	0	0	0	0	0	0	0	0	0
17	--	--	--	--	--	--	--	--	13244
18	--	--	--	--	--	--	--	--	0
19	--	--	--	--	--	--	--	--	0
20	0	0	0	0	0	0	0	0	13244
21	--	--	--	-14877	--	--	--	--	1474522
22	--	--	--	--	--	--	--	--	243722
23	--	--	--	25618	--	--	--	--	157061
24	0	0	0	-40495	0	0	0	0	1561183
25	28292	26207	0	-5777	3972	13287	0	244028	3340914
26	0	0	0	0	0	0	0	0	282606
27	129	29	0	25911	0	0	0	440	161460
28	28163	26178	0	-31688	3972	13287	0	243588	3462060
29	29	690	--	--	--	--	--	--	41918

(A) Minus balance is under examination.

(B) An amount of Rs.13287 thousands is yet to be apportioned between Uttar Pradesh and Uttarakhand.

No. 23-0551 - ACCOUNT of RECEIPTS from HILL AREAS for the year ended 31st March, 2009

(In thousands of rupees)

	STATE GOVERNMENTS										Total
	Bihar	Chhattisgarh	NCT Delhi	Jharkhand	Karnataka	Maharashtra	Tamil Nadu	Uttar Pradesh	Uttarakhand	West Bengal	
01-Western Ghats-											
800-Other Receipts					33						33
60-Other Hill Areas-											
101-Receipts from Crop Husbandry							1196				1196
800-Other Receipts						8728			72	11	8811
822-Cinchona Plantation										2765	2765
830-Other Plantation										7711	7711
Total : Receipts from Hill Areas	0	0	0	0	33	8728	1196	0	72	10487	20516

Economic Services

1950

1950

No. 23-A-2551 - ACCOUNT of EXPENDITURE on HILL AREAS for the year ended 31st March, 2009

	(In thousands of rupees)									Item No.
	Union Government	U.T. Govt. Puducherry	STATE GOVERNMENTS							
			Andhra Pradesh	Arunachal Pradesh	Assam	Bihar	Chhattisgarh	NCT Delhi	Goa	
01- Western Ghats-										
001-Direction and Administration										1
101-Crop Husbandry										2
102-Soil and Water Conservation										3
103-Minor Irrigation										4
104-Fisheries										5
105-Animal Husbandry										6
106-Forestry and Wildlife										7
107-Sericulture Industries										8
108-Village and Small Industries										9
110-Medical and Public Health										10
112-Nutrition										11
119- Horticulture and Vegetable										12
125-Other Scientific Research										13
133-Tourism										14
135-Energy Conservation Scheme										15
191-Assistance to Local Bodies Corporation, etc.										16
198-Assistance to Gram Panchayats										17
502-Expenditure awaiting transferred to other head of account										18
789-Scheduled Castes Development Scheme									402	19
796-Scheduled Tribes Development Scheme									2899	20
800-Other Expenditure									35664	21
911-Deduct-Recoveries of Overpayments									-262	22
Total : 01	0	0	0	0	0	0	0	0	38703	23
60-Other Hill Areas -										
001-Direction and Administration				356						24
101-Crop Husbandry										25
105-Animal Husbandry										26
106-Forestry and Wildlife										27
108-Village and Small Industries										28
111-Regulation and Development of Mines										29
125-Other Scientific Research										30
191-Assistance to Darjeeling Hill Council										31
193 Assistance to Nagar panchayat/NAC										32
199- Assistance to other Non - Government Institutions										33
789-Special Component Plan for Scheduled Castes										34
796-Tribal Area Sub-Plan										35
Total : 60	0	0	0	356	0	0	0	0	0	36
Total : Expenditure on Hill Areas	0	0	0	356	0	0	0	0	38703	37
Charged										38
Voted	0	0	0	356	0	0	0	0	38703	39

No. 23-A-2551 - ACCOUNT of EXPENDITURE on HILL AREAS for the year ended 31st March, 2009 - Contd.

Item No.	STATE GOVERNMENTS								Total carried over
	Gujarat	Haryana	Himachal Pradesh	Jammu and Kashmir	Jharkhand	Karnataka	Kerala	Madhya Pradesh	
1.	-	-	-	-	-	2405	-	-	2405
2	-	-	-	-	-	-	114378	-	114378
3	-	-	-	-	-	-	-	-	0
4	-	-	-	-	-	-	20030	-	20030
5	-	-	-	-	-	-	-	-	0
6	-	-	-	-	-	-	-	-	0
7	-	-	-	-	-	-	-	-	0
8	-	-	-	-	-	-	-	-	0
9	-	-	-	-	-	-	-	-	0
10	-	-	-	-	-	-	-	-	0
11	-	-	-	-	-	-	-	-	0
12	-	-	-	-	-	-	-	-	0
13	-	-	-	-	-	-	-	-	0
14	-	-	-	-	-	-	-	-	0
15	-	-	-	-	-	-	-	-	0
16	-	-	-	-	-	-	-	-	0
17	-	-	-	-	-	314903	-	-	314903
18	-	-	-	-	-	-	-	-	0
19	-	-	-	-	-	-	-	-	402
20	-	-	-	-	-	-	-	-	2899
21	-	-	-	-	-	-	6566	-	42230
22	-	-	-	-	-	-	-3	-	-265
23	0	0	0	0	0	317308	140971	0	496982
24	-	-	-	-	-	-	-	-	356
25	-	-	-	-	-	-	-	-	0
26	-	-	-	-	-	-	-	-	0
27	-	-	-	-	-	-	-	-	0
28	-	-	-	-	-	-	-	-	0
29	-	-	-	-	-	-	-	-	0
30	-	-	-	-	-	-	-	-	0
31	-	-	-	-	-	-	-	-	0
32	-	-	-	-	-	-	-	-	0
33	-	-	-	-	-	-	-	-	0
34	-	-	-	-	-	-	-	-	0
35	-	-	-	-	-	-	-	-	0
36	0	0	0	0	0	0	0	0	356
37	0	0	0	0	0	317308	140971	0	497338
38	-	-	-	-	-	-	-	-	-
39	0	0	0	0	0	317308	140971	0	497338

No. 23-A-2551 - ACCOUNT of EXPENDITURE on HILL AREAS for the year ended 31st March, 2009 - Contd.

	Total brought forward	STATE GOVERNMENTS						Item No.
		Maharashtra	Manipur	Meghalaya	Mizoram	Nagaland	Orissa	
(In thousands of rupees)								
01- Western Ghats-								
001-Direction and Administration	2405	3314	-	-	-	-	-	1
101-Crop Husbandry	114378	101016	-	-	-	-	-	2
102-Soil and Water Conservation	0	116466	-	-	-	-	-	3
103-Minor Irrigation	20030	-	-	-	-	-	-	4
104-Fisheries	0	55583	-	-	-	-	-	5
105-Animal Husbandry	0	-	-	-	-	-	-	6
106-Forestry and Wildlife	0	-	-	-	-	-	-	7
107-Sericulture Industries	0	6938	-	-	-	-	-	8
108-Village and Small Industries	0	-	-	-	-	-	-	9
110-Medical and Public Health	0	-	-	-	-	-	-	10
112-Nutrition	0	-	-	-	-	-	-	11
119- Horticulture and Vegetable	0	22237	-	-	-	-	-	12
125-Other Scientific Research	0	-	-	-	-	-	-	13
133-Tourism	0	-	-	-	-	-	-	14
135-Energy Conservation Scheme	0	-	-	-	-	-	-	15
191-Assistance to Local Bodies Corporations, etc.	0	3000	-	-	-	-	-	16
198-Assistance to Gram Panchayats	314903	-	-	-	-	-	-	17
502-Expenditure awaiting transferred to other head of account	0	-	-	-	-	-	-	18
789-Scheduled Castes Development Scheme	402	-	-	-	-	-	-	19
796-Scheduled Tribes Development Scheme	2899	-	-	-	-	-	-	20
800-Other Expenditure	42230	3477	-	-	-	-	-	21
911-Deduct-Recoveries of Overpayments	-265	-53	-	-	-	-	-	22
Total : 01	496982	311978	0	0	0	0	0	23
60-Other Hill Areas -								
001-Direction and Administration	356	-	-	-	-	-	-	24
101-Crop Husbandry	0	-	-	-	-	-	-	25
105-Animal Husbandry	0	-	-	-	-	-	-	26
106-Forestry and Wildlife	0	-	-	-	-	-	-	27
108-Village and Small Industries	0	-	-	-	-	-	-	28
111-Regulation and Development of Mines	0	-	-	-	-	-	-	29
125-Other Scientific Research	0	-	-	-	-	-	-	30
191-Assistance to Darjeeling Hill Council	0	-	-	-	-	-	-	31
193 Assistance to Nagar panchayat/NAC	0	-	-	-	-	-	-	32
199- Assistance to other Non - Government Institutions	0	-	-	-	-	-	-	33
789-Special Component Plan for Scheduled Castes	0	-	-	-	-	-	-	34
796-Tribal Area Sub-Plan	0	-	-	-	-	-	-	35
Total : 60	356	0	0	0	0	0	0	36
Total : Expenditure on Hill Areas	497338	311978	0	0	0	0	0	37
Charged	-	-	-	-	-	-	-	38
Voted	497338	311978	0	0	0	0	0	39

No. 23-A-2551 - ACCOUNT of EXPENDITURE on HILL AREAS for the year ended 31st March, 2009 - Concl'd.

Item No.	STATE GOVERNMENTS								Total
	Punjab	Rajasthan	Sikkim	Tamil Nadu	Tripura	Uttar Pradesh	Uttarakhand	West Bengal	
1	-	-	-	-	-	-	-	-	5719
2	-	-	-	1580	-	-	-	-	216974
3	-	-	-	7633	-	-	-	-	124099
4	-	-	-	-	-	-	-	-	20030
5	-	-	-	-	-	-	-	-	55583
6	-	-	-	-	-	-	-	-	0
7	-	-	-	4686	-	-	-	-	4686
8	-	-	-	-	-	-	-	-	6938
9	-	-	-	57303	-	-	-	-	57303
10	-	-	-	5323	-	-	-	-	5323
11	-	-	-	9700	-	-	-	-	9700
12	-	-	-	-	-	-	-	-	22237
13	-	-	-	-	-	-	-	-	0
14	-	-	-	8000	-	-	-	-	8000
15	-	-	-	2970	-	-	-	-	2970
16	-	-	-	-	-	-	-	-	3000
17	-	-	-	-	-	-	-	-	314903
18	-	-	-	-	-	-	-	-	0
19	-	-	-	-	-	-	-	-	402
20	-	-	-	-	-	-	-	-	2899
21	-	-	-	-	-	-	-	-	45707
22	-	-	-	-9	-	-	-	-	-327
23	0	0	0	97186	0	0	0	0	906146
24	-	-	-	1560	-	-	-	-	1916
25	-	-	-	22823	-	-	-	275024	297847
26	-	-	-	6214	-	-	-	-	6214
27	-	-	-	2884	-	-	-	-	2884
28	-	-	-	2433	-	-	-	-	2433
29	-	-	-	1517	-	-	-	-	1517
30	-	-	-	5050	-	-	-	-	5050
31	-	-	-	-	-	-	-	5063	5063
32	-	-	-	-	-	-	-	1930568	1930568
33	-	-	-	-	-	-	-	-	0
34	-	-	-	-	-	-	-	43393	43393
35	-	-	-	-	-	-	-	109586	109586
36	0	0	0	42481	0	0	0	2363634	2406471
37	0	0	0	139667	0	0	0	2363634	3312617
38	-	-	-	-	-	-	-	-	-
39	0	0	0	139667	0	0	0	2363634	3312617

Economic Services

No. 23-B-4551 - ACCOUNT of CAPITAL OUTLAY ON HILL AREAS during and to the end of the year 2008-09

	(In thousands of rupees)	
	Expenditure	
	During the year	To end of the year
STATE GOVERNMENTS		
ASSAM		
60-Other Hill Areas-		
800-Other Expenditure	--	2451
Total : Government of Assam	0	2451
GOA		
01-Western Ghats -		
800-Other Expenditure	24876	231590
Total : Government of Goa	24876	231590
MAHARASHTRA		
60-Other Hill Areas-		
800-Other Expenditure	477346	1752718
Total : Government of Maharashtra	477346	1752718
TAMIL NADU		
01-Western Ghats-		
101-Crop Husbandry	4800	14280
102-Soil and Water Conservation	79367	303143
103- Minor Irrigation	2126	4422
104-Fisheries	2250	20581
106-Forestry and Wild Life	35121	556486
108-Village and Small Industries	--	52
195-Investment in other Co-operative	--	290
Total:01	123664	899254
60-Other Hill Areas-		
101-Crop Husbandry	37505	144634
102-Soil and Water Conservation	5650	17449
104-Fisheries	--	6015
105-Animal Husbandry	--	30098
106-Forestry and Wild life	30577	603093
107-Water Supply and Sanitation	--	35175
108-Village and Small Industries	--	38
110-Medical and Public Health	22950	43147
112-Nutrition	--	3255
114-Community Development	67751	274332
118-Housing	--	16867
125-Other Scientific Research	--	18753
131-Roads and Bridges	29709	338597
135-Energy Conservation Scheme	--	11791
139-Special programme for Rural Development	52320	340647
141-Other Buildings	--	2144
195-Investment in other Co-operatives	26338	38262

No. 23-B-4551 - ACCOUNT of CAPITAL OUTLAY ON HILL AREAS during and to the end of the year 2008-09-Contd.

	(In thousands of rupees)	
	Expenditure	
	During the year	To end of the year
337-Road Works	--	63520
800-Other Expenditure	2020	47579
Total:60	274820	2035651
Total : Government of Tamil Nadu	398484	2934905
UTTAR PRADESH		
60-Other Hill Areas -		
(A) Land Revenue	--	10001
Public Works	--	15205606
General Education	--	354094
Technical Education	--	282262
Art and Culture	--	6028
Agricultural Works	--	30457
Road Transport	--	147609
Public Health	--	151812
Roads and Bridges	--	729463
Social Security and Welfare	--	125151
Sanitation and Water Supply	--	-1208
Sports and Youth Welfare	--	89571
Welfare of Scheduled Castes, Backward Classes and Scheduled Tribes	--	71369
Co-operation	--	75971
Hill Development	--	11722
Crop Husbandry	--	104324
Command Area Development	--	134791
Soil and Water Conservation	--	16103
Food storage and Warehousing	--	169
Animal Husbandry	--	187607
Dairy Development	--	10342
Fisheries	--	27117
Community Development	--	52647
Village and Small Industries	--	102523
Forestry and Wild Life	--	27475
Industries	--	444079
Sansthat Finance	--	28481
Powers	--	2509
Major and Medium Irrigation	--	2648043
Minor Irrigation	--	358001
Civil Aviation	--	19425
Tourism	--	1090022
Other Communication Services	--	208227
General Public Construction	--	148582

(A) Minor heads are not available in Finance Accounts.

Economic Services


COMBINED FINANCE AND REVENUE ACCOUNTS OF THE UNION AND STATE GOVERNMENTS IN INDIA FOR THE YEAR 2008-09

No. 23-B-4551 - ACCOUNT of CAPITAL OUTLAY ON HILL AREAS during and to the end of the year 2008-09-Concl'd.

	(In thousands of rupees)	
	Expenditure	
	During the year	To end of the year
Civil Supply	--	26304
Labour and Employment	--	8214
Secretariat Economic Services	--	192672
Training	--	9185
Other Rural Development Programme	--	706636
Formation of Uttarakhand State	--	27022
901-Deduct-Receipts and Recoveries on Capital Account	--	-574800
Total : Government of Uttar Pradesh	0	23295608
UTTARAKHAND		
60-Other Hill Areas-		
(B) Public Works	--	691815
General Education	--	15269
Technical Education	--	3000
Road Transport	--	16571
Public Health	--	17894
Roads and Bridges	--	202858
Social Security and Welfare.	--	4598
Co-operation	--	-80
Village and Small Industries	--	10000
Forestry and Wild Life	--	1
Major and Medium Irrigation	--	87082
Tourism	--	46584
Training	--	28027
Other Rural Development Programme	--	10000
Total : Government of Uttarakhand	0	1133619
WEST BENGAL		
60-Other Hill Areas-		
190-Investments in Public Sector and Other Undertakings	10500	133528
Total : Government of West Bengal	10500	133528
Total : Capital Outlay on Hill Areas	911206	29484419

(A) Includes Rs. 23296884 thousands yet to be apportioned between Uttar Pradesh and Uttarakhand.

(B) Minor heads are not available in Finance Accounts.




No. 23-C-6551- ACCOUNT OF LOANS for HILL AREAS showing the amounts ADVANCED and REPAYED during the year ended 31st March, 2009 and the BALANCES of such LOANS at the commencement and at the end of the year 2008-09

(In thousands of rupees)

	Balance 1st April, 2008	Amount advanced during the year	Repaid during the year	Balance as on 31st March 2009	Interest received and credited to revenue
KARNATAKA					
01-Western Ghats	1293	--	--	1293	--
Total : Government of Karnataka	1293	0	0	1293	0
MEGHALAYA					
60-Other Hill Areas-					
201-Loans to Autonomous Districts and Regional Councils	2450	--	--	2450	--
Total : Government of Meghalaya	2450	0	0	2450	0
TAMIL NADU					
01-Western Ghats-					
101-Hill Area Development Programme	-25	--	--	(A) -25	--
102-Loans for soil & water conservation	283325	--	90	283235	--
114- Loans for Soil and Water Conservation	-2	--	--	(A) -2	--
127-Loans for co-operatives	1579	--	--	1579	--
133-Loans for Tourism	890	--	--	890	--
201-Soil Conservation	--	--	2	-2	--
60-Other Hill Areas-					
102-Loans for soil & water conservation	75996	--	--	75996	--
105-Loans for Animal Husbandry	4305	--	--	4305	--
107-Loans for Water supply & Sanitation	-1	--	--	(A) -1	--
108-Loans for Village & Small Industries	--	--	--	0	--
126-Loans for Tea plantation	--	--	--	0	--
128-Loans for Rural Housing, Other Loans	-4	--	--	-4	--
133-Loans for Tourism	600	--	--	600	--
135- Loans for Village and Small Industries	322	--	--	322	--
139-Loans for Special Programme for Rural Development	--	--	--	0	--
140-Loans for Dairy Development	3003	--	--	3003	--
191-Loans for Local Municipal Corporations	--	--	--	0	--
800-Other Loans	--	--	--	0	--
Total : Government of Tamil Nadu	369988	0	92	369896	0
UTTAR PRADESH					
60-Other Hill Areas-					
800-Other Loans	4941504	--	--	4941504	--
Total : Government of Uttar Pradesh	4941504	0	0	4941504	0
UTTARAKHAND					
60-Other Hill Areas-					
800-Other Loans	95385	--	--	95385	--
Total : Government of Uttrakhand	95385	0	0	95385	0
WEST BENGAL					
800-Other Hill Areas-					
101-Development of Hill Areas	447814	41545	--	489359	--
Total : Government of West Bengal	447814	41545	0	489359	0
Total : State Governments	5858434	41545	92	5899887	0

(A) Minus balances are under examination.



No. 24-0552-ACCOUNT of RECEIPTS from NORTH - EASTERN AREAS for the year ended 31st March, 2009

(In thousands of rupees)

	Union Government	STATE GOVERNMENTS									Total
		Arunachal Pradesh	Assam	NCT Delhi	Manipur	Meghalaya	Mizoram	Nagaland	Tripura	Uttarakhand	
102-Other Items	—	—	—	—	—	—	—	—	—	—	0
800-Other Receipts	—	—	15510	—	—	—	—	144	—	—	15654
Total: Receipts from North Eastern Areas	0	0	15510	0	0	0	0	144	0	0	15654

Economic Services



No. 24-A-2552 - ACCOUNT of EXPENDITURE on NORTH EASTERN AREAS for the year ended 31st March, 2009

	Union Government	STATE GOVERNMENTS						Total	
		Arunachal Pradesh	Assam	Manipur	Meghalaya	Mizoram	Nagaland		Tripura
003-Horticulture						3000	1850	4850	
004-Animal Husbandry								0	
005-Investigation					39700			39700	
006-Industry and Minerals						5555		5555	
010-Environmental Forest								0	
011-Sports, Youth Services and Games								0	
013-Planning and Programme Implementation						10000		10000	
014-Health and Family Welfare						29296		29296	
101-Fisheries Inland					6320		38076	44396	
102-Soil Conservation				3443			3514	6957	
103-Seeds				7634			587	8221	
104-Sports and Games								0	
105-Other General Economic Services							21100	21100	
107-Semi culture Industries							7600	7600	
108-Commercial Crops					4500		650	5150	
110-Hospital and Dispensaries					3979			3979	
119-Horticulture and Vegetable Crops					5079		4996	10075	
112-Higher and Technical Education						2200		2200	
122-Sports and Games						341		341	
123-Art and Culture						400		400	
131-Agriculture						6414		6414	
144-Trade & Commerce								0	
200-Other Systems								0	
202-Technical Education	265000							265000	
210-General (Medical and Public Health)	90000							90000	
212-Public Works Department								0	
213-Sports and Youth welfare department			410					410	
214- Agriculture Department			12582					12582	
218-Industries and Commerce Department					270			270	
219-Education Department			4138					4138	
223-Tourism								0	
233-Panchayat and Rural Development Department								0	
234-Planning and Development								0	
235- Soil Conservation Department								0	
277-Education				2386	2645		1295	6326	
800-Other Expenditure	417600	47674	135	7149	186824		12410	6592	678384
801-General (Power)	149284								149284
Total : Expenditure on North Eastern Areas	921884	47674	17265	20612	249317	57206	61528	37142	1412628
Charged									0
Voted	921884	47674	17265	20612	249317	57206	61528	37142	1412628



No. 24-B-4552 - ACCOUNT OF CAPITAL OUTLAY on NORTH EASTERN AREAS during and to the end of the year 2008-09

	(In thousands of rupees)	
	Expenditure	
	During the year	To end of the year
UNION GOVERNMENT		
054-Roads and Bridges	200089	11512128
055-Police	--	96288
056-Inland Water Transport	--	31300
102-Civil Supplies	--	32295
129- Capital Outlay on Police- Assam Rifles	427435	427435
130- Capital Outlay on Police Border Security Force	7900	7900
131- Capital Outlay on Police Sahastra Seema Bal	39400	39400
201-Power	--	8591142
202-Civil Aviation	550000	4437484
210-Medical and Public Health	--	487212
435-Other Agriculture Programmes	--	29103
800-Other Expenditure	36891	7741420
851-Village and Small Industries	--	10000
852-Industries	--	89602
Total : Union Government	1261715	33532709
STATE GOVERNMENTS		
ASSAM		
001-Direction and Administration	--	5075
052-Machinery and Equipment	--	407064
101-Veterinary Services and Animal Health	--	616
120-Fisheries Department	--	325201
190-Investments in Public Sector and Other Undertakings	--	11139
201-Agriculture and Allied Programme	--	12409
202-Water and Power Development	--	99439
203-Industries and Minerals	--	2232
204-Transport and Communication	--	2486866
205-Manpower Development	--	125
206- Social and Community Services	--	332815
208-Animal Husbandry and Veterinary	--	333429
209-Forest Department	--	6878
211-Health and Family Welfare	34288	367623
212-Public Works Department	1578063	7063123
213-Sports and Youth Welfare Department	23680	285799
214-Agriculture Department	--	154700
216-Power Department	--	804047
218-Industries and Commerce Department	--	39052
219-Education Department	--	1015120
220-Transport Department	119044	501005
221-Flood Control Department	--	514166
222-Irrigation Department	89635	358826
224-Health Department	--	273171
225-Cultural Affairs Department	20076	77248
226-W.P.T. and B.C. Department	112251	1741661
227-Guwahati Development Department	--	621140
230-Labour and Employment	60957	291487
231-Water Resource Department	3578	209359
232-Science Technology and Environment Department	--	15427
233-Urban Development Department	101113	220649
234-Public Health Engineering Department	2395	37251
239-Soil Conservation Department	2299	2649
244- Hill Area Department	10000	10000
800-Other Expenditure	919116	3960892
Total : Government of Assam	3076495	22587683

No. 24-B-4552 - ACCOUNT OF CAPITAL OUTLAY on NORTH EASTERN AREAS during and to the end of the year 2008-09-Contd.


	(In thousands of rupees)	
	Expenditure	
	During the year	To end of the year
ARUNACHAL PRADESH		
009-Roads and Bridges	--	174745
800-Other Expenditure	414811	3525698
Total : Government of Arunachal Pradesh	414811	3700443
MANIPUR		
01- Hydrel Generation-		
005-Investigation	32406	147745
105-Piggery Development	--	271
337-Road Works	119760	722633
800-Other Expenditure	--	44017
02-Major Irrigation-		
800-Other Expenditure	--	1069
03-State Highways-		
337-Road Works	--	640482
800-Other Expenditure	--	86183
04-Medium Irrigation Project-		
051-Construction	--	6187
102-Cattle and Buffalo Development	--	17
105-Piggery Development	--	3797
106-Other Livestock Development	--	12136
@ Medical	--	5324
@ Agriculture	--	2611
@ Industries	--	401
800-other Expenditure	--	4330
836- Jiri Medium Irrigation Project	--	-64
05-Transmission and Distribution-		
799-Transmission and Distribution Supply	--	23885
08-Urban Health Services-		
110-Hospital and Dispensaries	1530	63029
09-Public Health-		
112-Public Health Education	--	33500
Total : Government of Manipur	153696	1797553
MEGHALAYA		
01-Medical and Public Health-		
110-Hospitals and Dispensaries	46	7745
06-Health-		
110-Hospitals and Dispensaries	--	--
13-Tourism Infrastructure		
104-Promotion and Publicity Other Works each costing Rs. 1 Crore and less	--	2915
14-General/PWD (Roads and Bridges)		
800-Other Expenditure	370321	703701
80-General-		
800-Other Expenditure	400	2660687
Total : Government of Meghalaya	370767	3375048

@ Minor heads are not available in Finance Accounts

Economic Services

No. 24-B-4552 - ACCOUNT OF CAPITAL OUTLAY on NORTH EASTERN AREAS during and to the end of the year 2008-09 Concl'd.


	(In thousands of rupees)	
	Expenditure	
	During the year	To end of the year
MIZORAM		
008-Power Development	—	67516
009-Roads and Bridges	161283	2934963
010-Transport	18835	98335
101-Veterinary Service Animal Health	—	821
115-General Administration Department	48755	48755
337-Road Works-State Highways	—	14347
800-Other Expenditure	—	23149
05-Transmission and Distribution-		
139-Power & Electrification	54746	54746
800-Other Expenditure	—	171847
Total : Government of Mizoram	283619	3414479
NAGALAND		
01-Hydel Generation-		
190-Investments in Public Sector and Other Undertakings	—	32500
800-Other Expenditure	6666	221784
03-Animal Husbandry-		
800-Other Expenditure	—	2635
04-District and Other Roads-		
800-Other Expenditure	214580	1903729
05-Transport-		
800-Other Expenditure	50000	211417
06-Public Health		
800- Other Expenditure	1539	1539
26-Forestry-		
190-Investments in Public Sector and Other Undertakings	4444	4444
33-Youth Resources & Sports		
800-Other Expenditure	8601	82631
35-Medical		
800-Other Expenditure	71700	263143
53-Industries		
800-Other Expenditure	—	2000
59-Irrigation and Flood Control		
800-Other Expenditure	1641	53006
60-General-		
277-Education	—	4566
800-Other expenditure	—	351123
73-Land Resources		
190-Investments in Public Sector and Other Undertakings	30000	30000
Total : Government of Nagaland	389171	3164517
TRIPURA		
01-Forestry		
001-Direction and Administration	—	1048098
050-Lands and Buildings	28402	191442
101-Contribution to Central Resource Pool	—	122730
105-Forest Produce	—	14910
106-Other livestock Development	1087	8636
800-Other Expenditure	14869	28456
02-Solar		
102-Photo Voltaic	—	30
04-District and other Roads-		
800-Other Expenditure	567713	3709583
05-Medical Education, Training and Research-		
200-Other System	532	24476
220-Regional Pharmacy Institute	—	15746
221-Diabetics Research Institute	—	15063
800-Other Expenditure	—	11555
60-Other Industries-		
190-Assistance to Trading Institutions	360	10360
Total : Government of Tripura	612963	5201085
Total : Capital Outlay on North Eastern Areas	6563237	76773517



No. 24-C-6552 - ACCOUNT of LOANS for NORTH EASTERN AREAS showing the amounts ADVANCED and REPAYED during the year ended 31st March, 2009 and the BALANCES of such LOANS at the commencement and at the end of the year 2008-09

(In thousands of rupees)

	Union Government	STATE GOVERNMENTS		Total
		Assam	Mizoram	
190-Loans to Public Sector and Other Undertakings-				
Balance 1st April, 2008	--	750	--	750
Advanced during the year	--	--	--	0
Repaid during the year	--	--	--	0
Balance 31st March, 2009	0	750	0	750
201-Power-				
Balance 1st April, 2008	5773825	--	--	5773825
Advanced during the year	--	--	--	0
Repaid during the year	--	--	--	0
Balance 31st March, 2009	5773825	0	0	5773825
202-Civil Aviation-				
Balance 1st April, 2008	217900	--	--	217900
Advanced during the year	--	--	--	0
Repaid during the year	--	--	--	0
Balance 31st March, 2009	217900	0	0	217900
02-Rural Health Services-				
014-Health & Family Welfare				
Balance 1st April, 2008	--	--	1500	1500
Advanced during the year	--	--	1295	1295
Repaid during the year	--	--	170	170
Balance 31st March, 2009	0	0	2625	2625
Total : Loans for North-Eastern Areas-				
Balance 1st April, 2008	5991725	750	1500	5993975
Advanced during the year	0	0	1295	1295
Repaid during the year	0	0	170	170
Balance 31st March, 2009	5991725	750	2625	5995100
Interest received and credited to revenue	--	--	--	0



**No. 25-0575-ACCOUNT of RECEIPTS from OTHER SPECIAL AREAS PROGRAMMES for the year
ended 31st March, 2009**

	STATE GOVERNMENTS								Item No.	
	Assam	Arunachal Pradesh	Bihar	Gujarat	Himachal Pradesh	Jammu and Kashmir	Jharkhand	Kerala		
01-Dangs District-										
800-Other Receipts				247702						1
02-Backward Areas-										
101-Receipts from Area Development Programme										2
255-Police						151				3
259-Public Works						152				4
313-Forestry Wild Life						690				5
334-Power Project						1131				6
800-Other Receipts										7
03- Tribal Areas-										
800-Other Receipts										8
04-Ladakh Autonomous Hill Development Council-										
113- Receipt under Contingency Fund						14013				9
60-Others-										
101-Receipts from Area Development Programme										10
800-Other Receipts	15				1000	23511				11
900-Deduct-Refunds				-1547						12
Total : Receipts from Special Areas Programmes	15	0	0	246155	1000	39648	0	0	13	

**No. 25-0575-ACCOUNT of RECEIPTS from OTHER SPECIAL AREAS PROGRAMMES for the year
ended 31st March, 2009**

(In thousands of rupees)

Item No.	STATE GOVERNMENTS								Total
	Mizoram	Meghalaya	Nagaland	Punjab	Rajasthan	Uttar Pradesh	Uttarakhand	West Bengal	
1	--	--	--	--	--	--	--	--	247702
2	--	--	--	--	--	--	--	3552	3552
3	--	--	--	--	--	--	--	--	151
4	--	--	--	--	--	--	--	--	152
5	--	--	--	--	--	--	--	--	690
6	--	--	--	--	--	--	--	--	1131
7	--	12	--	--	--	--	--	--	12
8	--	--	85	--	--	--	--	--	85
9	--	--	--	--	--	--	--	--	14013
10	--	--	--	--	4740	--	--	--	4740
11	--	--	--	--	--	8874	842	--	34242
12	--	--	--	--	--	--	--	--	-1547
13	0	12	85	0	4740	8874	842	3552	304923

Economic Services

**No. 25-A-2575 - ACCOUNT of EXPENDITURE on OTHER SPECIAL AREA PROGRAMMES for the
year ended 31st March, 2009**

	Union Government	U.T.Govt. Puducherry	STATE GOVERNMENTS							Item No.
			Andhra Pradesh	Arunachal Pradesh	Assam	Bihar	Chhattisgarh	NCT Delhi	Goa	
(In thousands of rupees)										
01-Dangs District -										
229-Land Revenue										1
253-District Administration										2
255-Police										3
259-Public Works										4
268-Miscellaneous General Services										5
277- General Education										6
278-Art and Culture										7
280-Medical										8
282- Public Health										9
288-Social Security and Welfare										10
291-Water Supply and Sanitation										11
295-Welfare of Scheduled Castes, Scheduled Tribes and Other Backward Classes										12
305-Agriculture										13
306-Minor Irrigation										14
307-Soil and Water Conservation										15
309-Food Storage and Warehousing										16
310-Animal Husbandry										17
313-Forest										18
314-Other Rural Development Programmes										19
315-Agricultural Research and Education										20
320-Industries										21
794-Special Central Assistance for Tribal Sub Plan										22
800-Other Expenditure										23
911-Cancellation of Cheque										24
Total : 01	0	0	0	0	0	0	0	0	0	25
02-Backward Areas-										
001-Direction and Administration					530679					26
101-Area Development										27
102-Development of Mewat Area										28
104-Development of Daang area										29
253- District Administration										30
255-Police										31
259-Public Works										32
334-Power Projects										33
789-Special Component Plan for SCs										34
796-Tribal Area Sub Plan										35
799-Suspense										36
800-Other Expenditure					508143					37
Total : 02	0	0	0	0	1038822	0	0	0	0	38

COMBINED FINANCE AND REVENUE ACCOUNTS OF THE UNION AND STATE GOVERNMENTS IN INDIA FOR THE YEAR 2008-09

No. 25-A-2575 - ACCOUNT of EXPENDITURE on OTHER SPECIAL AREA PROGRAMMES for the year ended 31st March, 2009 - Contd.

(In thousands of rupees)

Item No.	SATATE GOVERNMENTS								Total carried over
	Gujarat	Haryana	Himachal Pradesh	Jammu and Kashmir	Jharkhand	Karnataka	Kerala	Madhya Pradesh	
1	1331								1331
2	36737								36737
3	13814								13814
4	52317								52317
5	2877								2877
6	32562								32562
7	1267								1267
8	16609								16609
9	867								867
10	19114								19114
11	2273								2273
12	1479								1479
13	19709								19709
14	7971								7971
15	3795								3795
16	945								945
17	6111								6111
18	131730								131730
19	2780								2780
20	2182								2182
21	130								130
22									0
23	1918								1918
24	-249								
25	358269	0	0	0	0	0	0	0	358518
26									530679
27									0
28									0
29									0
30				4071					4071
31				38949					38949
32									0
33				69614					69614
34									0
35									0
36				-1483					-1483
37						451937			960080
38	0	0	0	111151	0	451937	0	0	1601910

Economic Services

**No. 25-A-2575 - ACCOUNT of EXPENDITURE on OTHER SPECIAL Area PROGRAMMES for the
year ended 31st March, 2009 - Contd.**

(In thousands of rupees)

	Total brought forward	STATE GOVERNMENTS						Item No.
		Maharashtra	Manipur	Meghalaya	Mizoram	Nagaland	Orissa	
01-Dangs District -								
229-Land Revenue	1331	--	--	--	--	--	--	1
253-District Administration	36737	--	--	--	--	--	--	2
255-Police	13814	--	--	--	--	--	--	3
259-Public Works	52317	--	--	--	--	--	--	4
268-Miscellaneous General Services	2877	--	--	--	--	--	--	5
277- General Education	32562	--	--	--	--	--	--	6
278-Art and Culture	1267	--	--	--	--	--	--	7
280-Medical	16609	--	--	--	--	--	--	8
282- Public Health	867	--	--	--	--	--	--	9
288-Social Security and Welfare	19114	--	--	--	--	--	--	10
291-Water Supply and Sanitation	2273	--	--	--	--	--	--	11
295-Welfare of Scheduled Castes, Scheduled Tribes and Other Backward Classes	1479	--	--	--	--	--	--	12
305-Agriculture	19709	--	--	--	--	--	--	13
306-Minor Irrigation	7971	--	--	--	--	--	--	14
307-Soil and Water Conservation	3795	--	--	--	--	--	--	15
309-Food Storage and Warehousing	945	--	--	--	--	--	--	16
310-Animal Husbandry	6111	--	--	--	--	--	--	17
313-Forest	131730	--	--	--	--	--	--	18
314-Other Rural Development Programmes	2780	--	--	--	--	--	--	19
315-Agricultural Research and Education	2182	--	--	--	--	--	--	20
320-Industries	130	--	--	--	--	--	--	21
794-Special Central Assistance for Tribal Sub Plan	0	--	--	--	--	--	--	22
800-Other Expenditure	1918	--	--	--	--	--	--	23
911-Cancellation of Cheque	--	--	--	--	--	--	--	24
Total : 01	358518	0	0	0	0	0	0	25
02-Backward Areas-								
001-Direction and Administration	530679	--	--	--	--	--	--	26
101-Area Development	0	--	--	--	--	--	--	27
102-Development of Mewat Area	0	--	--	--	--	--	--	28
104-Development of Daang area	0	--	--	--	--	--	--	29
253- District Administration	4071	--	--	--	--	--	--	30
255-Police	38949	--	--	--	--	--	--	31
259-Public Works	0	--	--	--	--	--	--	32
334-Power Projects	69614	--	--	--	--	--	--	33
789-Special Component Plan for SCs	0	--	--	--	--	--	--	34
796-Tribal Sub Plan	0	--	--	--	--	--	--	35
799-Suspense	-1483	--	--	--	--	--	--	36
800-Other Expenditure	960080	--	349600	--	--	533253	--	37
Total : 02	1601910	0	349600	0	0	533253	0	38

COMBINED FINANCE AND REVENUE ACCOUNTS OF THE UNION AND STATE GOVERNMENTS IN INDIA FOR THE YEAR 2008-09

No. 25-A-2575 - ACCOUNT of EXPENDITURE on OTHER SPECIAL Area PROGRAMMES for the year ended 31st March, 2009 - Contd.

Item No.	STATE GOVERNMENTS								Total
	Punjab	Rajasthan	Sikkim	Tamil Nadu	Tripura	Uttar Pradesh	Uttarakhand	West Bengal	
1									1331
2									36737
3									13814
4									52317
5									2877
6									32562
7									1267
8									16609
9									867
10									19114
11									2273
12									1479
13									19709
14									7971
15									3795
16									945
17									6111
18									131730
19									2780
20									2182
21									130
22									0
23									1918
24									
25	0	0	0	0	0	0	0	0	358518
26									530679
27								756818	756818
28		1339							1339
29		1073							1073
30									4071
31									38949
32									0
33									69614
34								599665	599665
35								223464	223464
36									1483
37						4950			1847883
38	0	2412	0	0	0	4950	0	1579947	4072072

Economic Services

**No. 25-A-2575 - ACCOUNT of EXPENDITURE on OTHER SPECIAL AREA PROGRAMMES for the
year ended 31st March, 2009 - Contd.**

(In thousands of rupees)

	Union Government	U.T.Govt. Puducherry	STATE GOVERNMENTS							Item No.
			Andhra Pradesh	Arunachal Pradesh	Assam	Bihar	Chhattisgarh	NCT Delhi	Goa	
03-Tribal Areas-										
001-Direction and Administration	--	--	--	6387	--	--	--	--	--	1
800-Other Expenditure	--	--	--	20974	--	--	--	--	--	2
Total : 03	0	0	0	27361	0	0	0	0	0	3
04-Ladakh Autonomous Hill Development Council-										
113-Transfer to Council Fund	--	--	--	--	--	--	--	--	--	4
Total : 04	0	0	0	0	0	0	0	0	0	5
05-Jharkhand Area Autonomous Council-										
001-Direction and Administration	--	--	--	--	--	--	--	--	--	6
Total : 05	0	0	0	0	0	0	0	0	0	7
06-Boarder Areas Development-										
101-Border Area Development Programme	--	--	--	--	--	--	--	--	--	8
Total : 06	0	0	0	0	0	0	0	0	0	9
60-Others -										
101-Assistance to Local Bodies	--	307499	--	--	--	--	--	--	--	10
102-Assistance to DRDAs	--	--	--	--	--	--	--	--	--	11
265-Special Area Programme	--	--	--	--	--	--	--	--	--	12
789-Special Component Plan for Scheduled Castes	--	22500	--	--	--	--	--	--	--	13
796-Tribal Area Sub-Plan	--	--	--	--	--	--	--	--	--	14
800-Other Expenditure	--	--	--	713359	--	--	--	--	--	15
911-Recoveries of overperments	--	-56051	--	--	--	--	--	--	--	16
Total-60	0	273948	0	713359	0	0	0	0	0	17
80-General										
799-Suspense	--	--	--	--	--	--	--	--	--	18
Total - 80 - General	0	0	0	0	0	0	0	0	0	19
Total Expenditure on other Special Area Programme	0	273948	0	740720	1038822	0	0	0	0	20
Charged	--	--	--	--	--	--	--	--	--	21
Voted	0	273948	0	740720	1038822	0	0	0	0	22

**No. 25-A-2575 - ACCOUNT of EXPENDITURE on OTHER SPECIAL AREA PROGRAMMES for the
year ended 31st March, 2009 - Contd.**

Item No.	STATE GOVERNMENTS								Total carried over
	Gujarat	Haryana	Himachal Pradesh	Jammu and Kashmir	Jharkhand	Karnataka	Kerala	Madhya Pradesh	
1	—	—	—	—	—	—	—	—	6387
2	—	—	—	—	—	—	—	—	20974
3	0	0	0	0	0	0	0	0	27361
4	—	—	—	1866701	—	—	—	—	1866701
5	0	0	0	1866701	0	0	0	0	1866701
6	—	—	—	—	—	—	—	—	0
7	0	0	0	0	0	0	0	0	0
8	—	—	—	—	—	—	—	—	0
9	0	0	0	0	0	0	0	0	0
10	—	—	—	—	—	—	—	—	307499
11	—	—	—	—	—	—	—	—	0
12	—	—	—	—	—	1530000	—	—	1530000
13	—	—	—	—	—	—	—	—	22500
14	—	—	—	—	—	—	—	—	0
15	—	—	—	—	—	—	—	—	713359
16	—	—	—	—	—	—	—	—	-56051
17	0	0	0	0	0	1530000	0	0	2517307
18	—	—	—	—	—	—	—	—	0
19	0	0	0	0	0	0	0	0	0
20	358269	0	0	1977852	0	1981937	0	0	6371797
21	—	—	—	—	—	—	—	—	0
22	358269	0	0	1977852	0	1981937	0	0	6371797

Economic Services

**No. 25-A-2575 - ACCOUNT OF EXPENDITURE on OTHER SPECIAL AREA PROGRAMMES for the
year ended 31st March, 2009 - Contd.**

	Total brought forward	(In thousands of rupees)						Item No.
		STATE GOVERNMENTS						
		Maharashtra	Manipur	Meghalaya	Mizoram	Nagaland	Orissa	
03-Tribal Areas-								
001-Direction and Administration	6387	--	--	--	--	19293	--	1
800-Other Expenditure	20974	--	--	--	--	171644	--	2
Total : 03	27361	0	0	0	0	190937	0	3
04-Ladakh Autonomous Hill Development Council-								
113-Transfer to Council Fund	1866701	--	--	--	--	--	--	4
Total : 04	1866701	0	0	0	0	0	0	5
05-Jharkhan Area Autonomous Council-								
001-Direction and Administration	0	--	--	--	--	--	--	6
Total : 05	0	0	0	0	0	0	0	7
06-Boarder Areas Development-								
101-Border Area Development Programme	0	--	--	--	213020	--	--	8
Total : 06	0	0	0	0	213020	0	0	9
60-Others -								
101-Assistance to Local Bodies	307499	--	--	--	--	--	--	10
102-Assistance to DRDAs	0	--	--	--	80000	--	--	11
265-Special Area Programme	1530000	--	--	--	--	--	--	12
789-Special Component Plan for Scheduled Castes	22500	--	--	--	--	--	--	13
796-Tribal Area Sub-Plan	0	--	--	--	--	--	--	14
800-Other Expenditure	713359	--	--	--	--	--	--	15
911-Recoveries of overpayments	-56051	--	--	--	--	--	--	16
Total-60	2517307	0	0	0	80000	0	0	17
80-General								
799-Suspense	0	--	--	--	--	--	--	18
Total - 80 - General	0	0	0	0	0	0	0	19
Total Expenditure on other Special Area Programme	6371797	0	349600	0	293020	724190	0	20
Charged	0	--	--	--	--	--	--	21
Voted	6371797	0	349600	0	293020	724190	0	22

COMBINED FINANCE AND REVENUE ACCOUNTS OF THE UNION AND STATE GOVERNMENTS IN INDIA FOR THE YEAR 2008-09

No. 25-A-2575 - ACCOUNT of EXPENDITURE on OTHER SPECIAL AREA PROGRAMMES for the year ended 31st March, 2009 - Concl'd.

(In thousands of rupees)

Item No.	STATE GOVERNMENTS								Total
	Punjab	Rajasthan	Sikkim	Tamil Nadu	Tripura	Uttar Pradesh	Uttarakhand	West Bengal	
1	-	-	-	-	-	-	-	-	25680
2	-	-	-	-	-	-	-	-	192618
3	0	0	0	0	0	0	0	0	218298
4	-	-	-	-	-	-	-	-	1866701
5	0	0	0	0	0	0	0	0	1866701
6	-	-	-	-	-	-	-	-	0
7	0	0	0	0	0	0	0	0	0
8	-	-	2665	-	-	-	-	-	215685
9	0	0	2665	0	0	0	0	0	215685
10	-	-	-	-	-	-	-	-	307499
11	-	-	268	-	-	-	-	-	80268
12	-	-	-	-	-	-	-	-	1530000
13	-	-	-	-	-	-	-	111500	134000
14	-	-	-	-	-	-	-	26418	26418
15	-	-	-	-	-	223662	-	719552	1656573
16	-	-	-	-	-	-	-	-	-56051
17	0	0	268	0	0	223662	0	857470	3678707
18	-	-	-	-	-	-	-	-961	-961
19	0	0	0	0	0	0	0	-961	-961
20	0	2412	2933	0	0	228612	0	2436456	10409020
21	-	-	-	-	-	-	-	-	0
22	0	2412	2933	0	0	228612	0	2436456	10409020

Economic Services

No. 25-B-4575 - ACCOUNT OF CAPITAL OUTLAY ON OTHER SPECIAL AREAS PROGRAMMES during and to the end of the year 2008-09

	(In thousands of rupees)	
	Expenditure	
	During the year	To end of the year
STATE GOVERNMENTS		
ARUNACHAL PRADESH		
03-Tribal Areas-		
800-Other Expenditure	226416	1066947
Total : Government of Arunachal Pradesh	226416	1066947
ASSAM		
02-Backward Areas-		
001-Direction and Administration	--	40
60-Others-		
190-Investments in Public Sector and other Undertakings	--	90
Total : Government of Assam	0	130
GUJARAT		
01-Dangs District-		
796-Tribal Area Sub-Plan	--	7170
03-Tribal Areas-		
796-Tribal Area Sub-Plan	1398	128253
Total : Government of Gujarat	1398	135423
JAMMU AND KASHMIR		
02-Backward Areas-		
253-District Administration	79	143969
259-Public Works	--	3008525
277-Education	--	8310
280-Medical	--	3812
282-Public Health Sanitation and Water Works	--	296713
285-Information and Publicity	--	535
288-Food, Fair Price Shops	--	88285
298-Co-operation	--	30427
305-Agriculture	--	4632
306-Minor Irrigation	--	155496
307-Soil and Water Conservation	--	18192
309-Food and Nutrition	--	7617
310-Animal Husbandry	--	1569
313-Forest	326	96251
314-Community Development	--	32962
321-Village and Small Scale Industries	--	2208
333-Irrigation and Flood Control Projects	--	298800
334-Power Project-	--	1086998
601-Purchase of Mini Bus	--	51
602-Flood Control and Ante Sea Erosion Projects	--	24613
603-Upgradation (As per 8th Finance Commission)	--	22023
800-Other Expenditure	--	78203
04-Ladakh Autonomous Hill Development Council-		
113-Ladakh Autonomous Hill Development Council Fund	1243900	9099240
60-Others		
800-Other Expenditure	--	58554
Total : Government of Jammu and Kashmir	1244305	14567985

No. 25-B-4575 - ACCOUNT OF CAPITAL OUTLAY ON OTHER SPECIAL AREAS PROGRAMMES during and to the end of the year 2008-09-Concl'd.

	(In thousands of rupees)	
	Expenditure	
	the year	the year
KERALA		
60-Others-		
800-Other Expenditure	-	30151
Total : Government of Kerala	0	30151
MIZORAM		
02-Backward Areas-		
101-Border Areas Development Programme	-	409085
06-Border Area Development-		
101-Border Areas Development Programme	302462	706251
60-Others-		
101-Border Areas Development Programme	-	108656
Total : Government of Mizoram	302462	1223992
NAGALAND		
03-Tribal Areas-		
800-Other Expenditure	446933	2133792
Total: Government of Nagaland	446933	2133792
PUNJAB		
60-Others-		
101-Special Area Programmes	-	291832
102-Soil Conservation	-	150965
105-Animal Husbandry	-	1860
Total : Government of Punjab	0	444657
RAJASTHAN		
01-Dangs District-		
101-Development of Dang Area	47800	325723
789-Special Component Plan for Scheduled Castes	11800	21250
796-Tribal Area Sub-Plan	8600	15530
02-Backward Areas-		
102-Development of Meulat Area	35100	298837
103-Mgre Area Development	49080	174181
789-Special Component Plan for Scheduled Castes	20700	37600
796-Tribal Area Sub-Plan	15120	27620
03-Tribal Areas-		
800-Other Expenditure	-	118000
06-Border Area Development		
789-Special Component Plan for Scheduled Castes	397860	529360
796-Tribal Area Sub-Plan	111500	208000
800-Others	363817	2586082
60-Others		
277-Education	-	433293
287-Labour and Employment	-	13401
800-Other Expenditure	-	2451587
Total : Government of Rajasthan	1061377	7240464

No. 25-B-4575 - ACCOUNT OF CAPITAL OUTLAY ON OTHER SPECIAL AREAS PROGRAMMES during and to the end of the year 2008-09-Concl'd.

	(In thousands of rupees)	
	Expenditure	
	the year	the year
SIKKIM		
06-Border Area Development-		
101-Border Area Development Programmes	100857	712752
60-Others-		
102-Rastriya Sam Vikas Yojana	1800	402713
Total : Government of Sikkim	102657	1115465
TAMIL NADU		
03-Tribal Areas-		
110-Hospitals and Dispensaries	--	7466
796-Tribal Area Sub-plan	--	2523
800-Other Expenditure	--	2176
Total : Government of Tamil Nadu	0	12165
UTTAR PRADESH		
01-Dangs District-		
101-Special Areas Programmes	--	5700137
02-Backward Areas-		
203-Land Reforms and Development	--	1498796
337-Construction of Road	--	316475
800-Other Expenditure	5684357	12309167
60-Others-		
800-Other Expenditure	8479810	32882695
Total : Government of Uttar Pradesh	14164167	52707270
WEST BENGAL		
02-Backward Areas-		
101-Area Devolpment	172136	412158
789-Special Component Plan for Scheduled Castes	297544	648066
796-Tribal Area Sub-Plan	48771	122745
800-Other expenditure	324782	1139371
60-Others-		
789-Special Component Plan	5342	5342
796- Tribal Area Plan	958	958
800-Other Expenditure	716724	4470907
901-Deduct-Receipts and Recoveries on Capital Account	--	-3612
Total : Government of West Bengal	1566257	6795935
Total : Capital Outlay on other Special Areas Programmes	19115972	87474376

(A) Includes Rs. 7702309 thousands yet to be apportioned between Uttar Pradesh and Uttarakhand.

No. 25-C-6575 - ACCOUNT of LOANS for OTHER SPECIAL AREAS PROGRAMMES showing the amounts ADVANCED and REPAID during the year ended 31st March, 2009 and the BALANCES of such LOANS at the commencement and at the end of the year 2008-09

	(In thousands of rupees)				
	Balance 1st April, 2008	Amount Advanced during the Year	Repaid during the year	Balance 31st March 2009	Interest received and credited to revenue
GUJARAT					
01-Dangs District-					
800-Other Loans	19	--	--	19	--
Total : Government of Gujarat	19	0	0	19	0
HIMACHAL PRADESH					
60-Others-					
800-Other Loans	--	--	--	0	--
Total : Government of Himachal Pradesh	0	0	0	0	0
JAMMU AND KASHMIR					
02-Backward Areas-					
299-Development of Ladakh	13626	--	--	13626	--
60-Others-					
800-Other Loans	688	--	--	688	--
Total : Government of Jammu and Kashmir	14314	0	0	14314	0
KERALA					
60-Others-					
800-Other Loans	2867	--	--	2867	--
Total : Government of Kerala	2867	0	0	2867	0
PUNJAB					
60-Others-					
102-Soil and Water Conservation	4429	--	--	4429	--
Total : Government of Punjab	4429	0	0	4429	0
UTTAR PRADESH					
60-Others-					
800-Other Loans	36865	--	--	36865	--
Total : Government of Uttar Pradesh	36865	0	0	36865	0
UTTARAKHAND					
60-Others-					
800-Other Loans	--	--	--	--	--
Total : Government of Uttarakhand	0	0	0	0	0
WEST BENGAL					
03-Tribal Areas-					
800-Other Loans	328	--	--	328	--
Total : Government of West Bengal	328	0	0	328	0
Total : Loans for Other Special Areas Programmes	58822	0	0	58822	0

(A) An amount of Rs. 36865 thousands is yet to be apportioned between Uttar Pradesh and Uttarakhand

No. 26-0700-ACCOUNT of RECEIPTS from MAJOR IRRIGATION for the year ended 31st March, 2009

	Union Government	U.T. Govt. Puducherry	STATE GOVERNMENTS							Item No.
			Andhra Pradesh	Arunachal Pradesh	Assam	Bihar	Chhattisgarh	NCT Delhi	Goa	
(In thousands of rupees)										
01-Major Irrigation-(Commercial)										
Total Receipts-All Projects	--	--	--	--	--	--	11086	1195941	--	1
102-Receipts from Lift Irrigation Schemes	--	--	--	--	--	--	--	--	--	2
103-Receipts from diversion schemes	--	--	--	--	--	--	--	--	--	3
108- Indirect Receipts	--	--	--	--	--	--	--	--	--	4
110- Other items	--	--	--	--	--	--	--	--	--	5
800-Other Receipts	--	--	--	--	--	79	--	--	--	6
900-Deduct-Refunds	--	--	--	--	--	--	--	--	--	7
Total: 01	0	0	0	0	0	0	11165	1195941	0	0 8
02-Major Irrigation-(Non-Commercial)										
Total Receipts-All Projects	--	--	--	--	--	--	21988	--	--	9
800-Other Receipts	--	--	--	--	--	--	--	--	--	10
900-Deduct-Refunds	--	--	--	--	--	--	--	--	--	11
Total: 02	0	0	0	0	0	0	21988	0	0	0 12
03-Command Area Development-										
Total Receipts-All Projects	--	--	--	--	--	--	--	--	--	13
800-Other Receipts	--	--	--	--	--	--	--	--	--	14
900-Deduct-Refunds	--	--	--	--	--	--	--	--	--	15
Total: 03	0	0	0	0	0	0	0	0	0	0 16
04-Flood Control-										
101-Anti Sea Erosion Project	--	--	--	--	--	--	--	--	--	17
102-Flood Control Project	--	--	--	--	--	--	--	--	--	18
103-Drainage Projects	--	--	--	--	--	--	--	--	--	19
800-Other Receipts	--	--	--	--	--	--	--	--	--	20
Total: 04	0	0	0	0	0	0	0	0	0	0 21
80-General-										
799-Suspence	--	--	--	--	--	--	--	--	--	22
800-Other Receipts	--	--	--	--	--	--	--	--	--	23
900-Deduct-Refunds	--	--	--	--	--	--	--	--	--	24
Total: 80	0	0	0	0	0	0	0	0	0	0 25
Total: Receipts from Major Irrigation	0	0	0	0	0	0	33153	1195941	0	0 26

COMBINED FINANCE AND REVENUE ACCOUNTS OF THE UNION AND STATE GOVERNMENTS IN INDIA FOR THE YEAR 2008-09

No. 26-0700-ACCOUNT of RECEIPTS from MAJOR IRRIGATION for the year ended 31st March, 2009-Contd.

(In thousands of rupees)

Item No.	STATE GOVERNMENTS								Total carried over
	Gujarat	Haryana	Himachal Pradesh	Jammu and Kashmir	Jharkhand	Karnataka	Kerala	Madhya Pradesh	
1	1814836	660518	--	--	--	208697	53245	46206	3990529
2	--	--	--	--	--	--	--	--	0
3	--	--	--	--	--	--	--	--	0
4	--	--	--	--	--	--	--	--	0
5	--	--	--	--	--	--	--	--	0
6	--	--	879	--	--	--	--	--	958
7	--	--	--	--	--	--	--	--	0
8	1814836	660518	879	0	0	208697	53245	46206	3991487
9	--	--	--	--	--	--	--	--	0
10	--	--	--	--	--	--	--	--	0
11	--	--	--	--	--	--	--	--	0
12	0	0	0	0	0	0	0	0	21988
13	--	--	--	--	--	--	--	--	0
14	--	--	--	--	--	--	--	--	0
15	--	--	--	--	--	--	--	--	0
16	0	0	0	0	0	0	0	0	0
17	--	--	--	--	--	--	--	--	0
18	--	--	--	--	--	--	--	--	0
19	--	--	--	--	--	--	--	--	0
20	--	--	--	--	--	--	--	--	0
21	0	0	0	0	0	0	0	0	0
22	--	--	--	--	--	--	--	--	0
23	642706	73802	--	--	1462	--	1020	85287	804277
24	-39	--	--	--	--	-5	--	--	-44
25	642667	73802	0	0	1462	-5	1020	85287	804233
26	2457503	734320	879	0	1462	208692	54265	131493	4817708

Economic Services

No. 26-0700-ACCOUNT of RECEIPTS from MAJOR IRRIGATION for the year ended 31st March, 2009-Contd.

(In thousands of rupees)

	Total brought forward	STATE GOVERNMENTS						Item No.
		Maharashtra	Manipur	Meghalaya	Mizoram	Nagaland	Orissa	
01-Major Irrigation-(Commercial)								
Total Receipts-All Projects	3990529	4811739	--	--	--	--	--	1
102-Receipts from Lift Irrigation Schemes	0	--	--	--	--	--	--	2
103-Receipts from diversion schemes	0	--	--	--	--	--	--	3
108- Indirect Receipts	0	--	--	--	--	--	--	4
110- Other Items	0	--	--	--	--	--	--	5
800-Other Receipts	958	--	--	--	--	--	--	6
900-Deduct-Refunds	0	--	--	--	--	--	--	7
Total: 01	3991487	4811739	0	0	0	0	0	8
02-Major Irrigation-(Non-Commercial)								
Total Receipts-All Projects	0	--	--	--	--	--	--	9
800-Other Receipts	0	--	--	--	--	--	--	10
900-Deduct-Refunds	0	--	--	--	--	--	--	11
Total: 02	21988	0	0	0	0	0	0	12
03-Command Area Development-								
Total Receipts-All Projects	0	--	--	--	--	--	--	13
800-Other Receipts	0	--	--	--	--	--	--	14
900-Deduct-Refunds	0	--	--	--	--	--	--	15
Total: 03	0	0	0	0	0	0	0	16
04-Flood Control-								
101-Anti Sea Erosion Project	0	--	--	--	--	--	--	17
102-Flood Control Project	0	--	--	--	--	--	--	18
103-Drainage Projects	0	--	--	--	--	--	--	19
800-Other Receipts	0	--	--	--	--	--	--	20
Total: 04	0	0	0	0	0	0	0	21
80-General-								
799-Suspence	0	--	--	--	--	--	--	22
800-Other Receipts	804277	--	--	--	--	--	18453	23
900-Deduct-Refunds	-44	--	--	--	--	--	--	24
Total: 80	804233	0	0	0	0	0	18453	25
Total: Receipts from Major Irrigation	4817708	4811739	0	0	0	0	18453	26

COMBINED FINANCE AND REVENUE ACCOUNTS OF THE UNION AND STATE GOVERNMENTS IN INDIA FOR THE YEAR 2008-09

No. 26-0700-ACCOUNT of RECEIPTS from MAJOR IRRIGATION for the year ended 31st March, 2009-Concl'd.

Item No.	STATE GOVERNMENTS								Total
	Punjab	Rajasthan	Sikkim	Tamil Nadu	Tripura	Uttarakhand	Uttar Pradesh	West Bengal	
1	77322	482033	--	--	--	703	23588	35286	9421200
2	--	--	--	--	--	--	--	--	0
3	--	--	--	--	--	--	--	--	0
4	--	--	--	--	--	--	--	--	0
5	--	--	--	--	--	--	--	--	0
6	--	--	--	--	--	--	--	--	958
7	--	--	--	--	--	--	--	--	0
8	77322	482033	0	0	0	703	23588	35286	9422158
9	--	--	--	--	--	--	--	--	0
10	--	--	--	--	--	--	--	--	0
11	--	--	--	--	--	--	--	--	0
12	0	0	0	0	0	0	0	0	21988
13	--	--	--	--	--	--	--	--	0
14	--	--	--	--	--	--	--	--	0
15	--	--	--	--	--	--	--	--	0
16	0	0	0	0	0	0	0	0	0
17	--	--	--	--	--	--	--	--	0
18	--	--	--	--	--	--	--	--	0
19	--	--	--	--	--	--	--	--	0
20	--	--	--	--	--	--	--	--	0
21	0	0	0	0	0	0	0	0	0
22	--	--	--	--	--	--	--	--	0
23	33597	2125	--	--	--	--	--	16	858468
24	--	--	--	--	--	--	--	--	-44
25	33597	2125	0	0	0	0	0	16	858424
26	110919	484158	0	0	0	703	23588	35302	10302570

No. 26-A-2700-ACCOUNT of EXPENDITURE on MAJOR IRRIGATION for the year ended 31st March, 2009

(In thousands of rupees)

	Union Government	U.T. Govt. Puducherry	STATE GOVERNMENTS						Item No.
			Andhra Pradesh	Arunachal Pradesh	Assam	Bihar	Chhattisgarh	NCT Delhi	
01-Major Irrigation Project @ All Projects						1641809	242068		1
001-Direction and Administration									2
101-Maintenance and Repairs									3
799- Suspense									4
800-Other Expenditure									5
911-Deduct-Recoveries of Overpayments									6
Total: 01	0	0	0	0	0	1641809	242068	0	7
02-Major Irrigation- Non Commercial									
001-Direction and Administration									8
052-Machinery and Equipment									9
101-Maintenance and Repairs									10
800-Other Expenditure									11
911-Deduct-Recoveries of Overpayments									12
Total: 02	0	0	0	0	0	0	0	0	13
03-Maintenance									
001-Direction and Administration									14
101-Maintenance and Repairs									15
799- Suspense									16
Total : 03	0	0	0	0	0	0	0	0	17
80-General									
001-Direction and Administration									18
003-Training									19
004-Research									20
005- Survey and Investigation									21
052-Machinery and Equipment									22
190- Assistance to Public Sector and Other Undertakings									23
799-Suspense									24
800-Other Expenditure									25
901-Deduct-amount recovered from other Govt. agencies for common works.									26
911-Deduct-Recoveries of Overpayments									27
Total: 80	0	0	0	0	0	0	0	0	28
Total: Expenditure on Major Irrigation	0	0	0	0	0	1641809	242068	0	29
Charged									30
Voted	0	0	0	0	0	1641809	242068	0	31

COMBINED FINANCE AND REVENUE ACCOUNTS OF THE UNION AND STATE GOVERNMENTS IN INDIA FOR THE YEAR 2008-09

No. 26-A-2700-ACCOUNT of EXPENDITURE on MAJOR IRRIGATION for the year ended 31st March, 2009-Contd.

(In thousands of rupees)

Item No.	STATE GOVERNMENTS								Total carried over
	Gujarat	Haryana	Himachal Pradesh	Jammu and Kashmir	Jharkhand	Karnataka	Kerala	Madhya Pradesh	
1	907939	3035095	-	3357	-	286747	552957	649233	7319205
2	-	-	38937	32997	743092	-	-	-	815026
3	-	-	4418	-	-	-	-	-	4418
4	-	-	16787	-	-	-	-	-	16787
5	-	-	-	-	-	-	-	-	0
6	-	-	-	-	-241	-	-	-	-241
7	907939	3035095	60142	36354	742851	286747	552957	649233	8155195
8	-	-	-	-	-	-	-	-	0
9	-	-	-	-	-	-	-	-	0
10	-	-	-	-	-	-	-	-	0
11	-	-	-	-	-	-	-	-	0
12	-	-	-	-	-	-	-	-	0
13	0	0	0	0	0	0	0	0	0
14	-	-	-	-	-	-	-	-	0
15	-	-	-	-	-	-	-	-	0
16	-	-	-	-	-	-	-	-	0
17	0	0	0	0	0	0	0	0	0
18	857332	50002	-	-	-	-	-	-	907334
19	-	-	-	-	-	-	-	-	0
20	-	-	-	-	-	-	-	-	0
21	16000	-	-	-	-	-	-	69534	85534
22	254335	-	-	-	-	-	-	-	254335
23	-	23000	-	-	-	-	-	-	23000
24	3245	-	-	-	-	-	-	-	3245
25	-	3419675	-	-	-	-	-	62234	3481909
26	-	-	-	-	-	-	-	-	0
27	-8	-	-	-	-	-	-	-	-8
28	1130904	3492677	0	0	0	0	0	131768	4755357
29	2038843	6527772	60142	36354	742851	286747	552957	781001	12910544
30	2843	-	-	-	-	-	-	-	2843
31	2036000	6527772	60142	36354	742851	286747	552957	781001	12907701

Economic Services

No. 26-A-2700-ACCOUNT of EXPENDITURE on MAJOR IRRIGATION for the year ended 31st March, 2009-Contd.

	Total brought forward	STATE GOVERNMENTS						Item No.
		Maharashtra	Manipur	Meghalaya	Mizoram	Nagaland	Orissa	
01-Major Irrigation Project @ All Projects	7319205						976976	1
001-Direction and Administration	815026							2
101-Maintenance and Repairs	4418							3
799- Suspense	16787							4
800-Other Expenditure	0							5
911-Deduct-Recoveries of Overpayments	-241							6
Total: 01	8155195	0	0	0	0	0	976976	7
02-Major Irrigation- Non Commercial								
001-Direction and Administration	0							8
052-Machinery and Equipment	0							9
101-Maintenance and Repairs	0							10
800-Other Expenditure	0							11
911-Deduct-Recoveries of Overpayments	0							12
	0	0	0	0	0	0	0	13
03-Maintenance								
001-Direction and Administration								14
101-Maintenance and Repairs								15
799- Suspense								16
	0	0	0	0	0	0	0	17
80-General								
001-Direction and Administration	907334						196731	18
003-Training	0						68533	19
004-Research	0						19300	20
005- Survey and Investigation	85534						58328	21
052-Machinery and Equipment	254335						-158298	22
190- Assistance to Public Sector and Other Undertakings	23000							23
799-Suspense	3245						13558	24
800-Other Expenditure	3481909						438502	25
901-Deduct-amount recovered from other Govt. agencies for common works.	0							26
911-Deduct-Recoveries of Overpayments	-8							27
Total: 80	4755357	0	0	0	0	0	636654	28
Total: Expenditure of Major Irrigation	12910544	0	0	0	0	0	1613630	29
Charged	989							30
Voted	12909555	0	0	0	0	0	1613630	31

No. 26-A-2700-ACCOUNT of EXPENDITURE on MAJOR IRRIGATION for the year ended 31st March, 2009-Concl'd.

(In thousands of rupees)

Item No.	STATE GOVERNMENTS								Total
	Punjab	Rajasthan	Sikkim	Tamil Nadu	Tripura	Uttar Pradesh	Uttarakhand	West Bengal	
1	4438129	8492571	-	-	-	655176	1440336	1503655	24826048
2	-	-	-	-	-	-	-	-	815026
3	-	-	-	-	-	-	-	-	4418
4	-	-	-	-	-	-	-	-	16787
5	-	-	-	-	-	-	-	-	0
6	-	-	-	-	-	-	-	-	-241
7	4438129	8492571	0	0	0	655176	1440336	1503655	25662038
8	-	-	-	-	-	-	-	-	0
9	-	-	-	-	-	-	-	-	0
10	-	-	-	-	-	-	-	-	0
11	-	-	-	-	-	-	-	-	0
12	-	-	-	-	-	-	-	-	0
13	0	0	0	0	0	0	0	0	0
14	-	-	-	-	-	-	-	-	0
15	-	-	-	-	-	-	-	-	0
16	-	-	-	-	-	-	-	-	0
17	0	0	0	0	0	0	0	0	0
18	-	-	-	-	-	-	-	-	1104065
19	-	-	-	-	-	-	-	-	68533
20	-	-	-	-	-	-	-	-	19300
21	-	-	-	-	-	-	-	-	143862
22	-	-	-	-	-	-	-	-	96037
23	-	-	-	-	-	-	-	-	23000
24	-	-	-	-	-	6051	-	-	22854
25	-	747	-	-	-	1833204	4868	660	5759890
26	-	-	-	-	-	-	-	-	0
27	-	-	-	-	-	-	-	-	-8
28	0	747	0	0	0	1839255	4868	660	7237541
29	4438129	8493318	0	0	0	2494431	1445204	1504315	32899571
30	-	13	-	-	-	-	-	-	1002
31	4438129	8493305	0	0	0	2494431	1445204	1504315	32898569

Economic Services

No. 26-B-4700-ACCOUNT of CAPITAL OUTLAY on MAJOR IRRIGATION during and to the end of the year 2008-09

	(In thousands of rupees)	
	Expenditure	
	During the year	To end of the year
BIHAR		
01-Major Irrigation-Commercial-		
001-Direction and Administration	748	775605
799-Suspense	174031	2148763
800-Other Expenditure	444095	1878529
911-Deduct Refund of overpayment	-2	-16
Total: 01- Major Irrigation-Commercial-	618872	4802881
02-Major Irrigation-Non-Commercial-		
001-Direction and Administration	21074	87680
800-Other Expenditure	--	11690
Total:02-Major Irrigation-Non-Commercial-	21074	99370
03-Medium Irrigation-Commercial--		
001-Direction and Administration	129904	1609787
799-Suspense	2085661	2543689
800-Other Expenditure	1512879	7802693
Total: 03-Medium Irrigation-Commercial-	3728444	11956169
04-Medium Irrigation-Non-Commercial-		
001-Direction and Administration	114078	402326
800-Other Expenditure	166948	360151
Total: 04- Medium Irrigation-Non-Commercial-	281026	762477
80-General-		
005-Survey and Investigation	1851	40206
800-Other Expenditure	18342	25217
Total: 80- General	20193	65423
Total: Government of Bihar	4669609	17686320
Total: Commercial	4347316	16759050
Total: Non-Commercial	322293	927270
CHHATTISGARH		
@ All Irrigation Projects	3077865	30612517
80-General-		
005-Survey and Investigation	4362	21151
052-Machinery and Equipment	--	--
796-Tribal Area Sub-Plan	--	--
800-Other works each costing Rs. One crore and less	419	1034 (A)
Total: Government of Chhattisgarh	3082646	30634702
GUJARAT		
@ All Irrigation Projects	52916682	155714333
80-General-		
001-Direction and Administration	--	90615
190-Investments in Public Sector and Other Undertakings	--	39162827
796-Tribal Area Sub-Plan	396838	1445740
799-Suspense	-6	-61
901-Deduct-Receipts and Recoveries on Capital Account	--	-4068400
Total: 80	396832	36630721
Total: Government of Gujarat	53313514	192345054

(A) Excludes Rs. 2877678 thousands retained in Madhya Pradesh pending allocation.

COMBINED FINANCE AND REVENUE ACCOUNTS OF THE UNION AND STATE GOVERNMENTS IN INDIA FOR THE YEAR 2008-09

No. 26-B-4700-ACCOUNT of CAPITAL OUTLAY on MAJOR IRRIGATION during and to the end of the year 2008-09 -Contd.

	(In thousands of rupees)	
	During the year	To end of the year
HARYANA		
@ Irrigation Projects	3399900	34542389
001-Direction and Administration	--	--
799-Suspense	--	--
800-Other Expenditure	--	--
911-Deduct Refund of overpayment	--	--
Total: 01- Major Irrigation-Commercial-	3399900	34542389
Total: Government of Haryana	3399900	34542389
HIMACHAL PRADESH		
01-Expenditure on Major Irrigation		
799- Suspense	--	17286
800- Other Expenditure	155133	1552526
Total: Government of Himachal Pradesh	155133	1569812
JHARKHAND		
02-Major Irrigation - Non-Commercial		
796-Tribal Area Sub-plan	--	3239499
80-General		
789- Special Component Plan for Scheduled Castes	60160	60160
796-Tribal Area Sub-plan	659669	5791634
901-Deduct_Receipts and Recoveries on Capital Accounts	-1152300	-1627243
Total: Government of Jharkhand	-432471	7464050
KERALA		
@ All Irrigation Projects	1068165	23732252
Total: Government of Kerala	1068165	23732252
MADHYA PRADESH		
@ All Irrigation Projects	14069983	105067094
80-General		
001-Direction and Administration	193102	498699
052-Machinery and Equipment	--	190364
796-Tribal Area Sub-plan	--	668602
800-Other Expenditure	863640	1598779
		(A)
Total: Government of Madhya Pradesh	15126725	108023538
ORISSA		
@ All Irrigation Projects	10079289	72010876
80-General-		
004-Research	--	3718
190- Assistance to Public Sector and other Undertakings	30000	30000
		(B)
Total : Government of Orissa	10109289	72044594
PUNJAB		
@ Irrigation Projects	677084	45176786
80-General		
799-Suspense	--	28329
800-Other Expenditure	--	36903
901-Deduct-Receipts and Recoveries on Capital Account	--	-9186
Total: 80	0	56046
Total: Government of Punjab	677084	45232832

(A) Includes Rs. 2877678 thousands yet to be apportioned between Madhya Pradesh and Chhattisgarh.

(B) Difference of Rs.1 thousand is due to rounding.

No. 26-B-4700-ACCOUNT of CAPITAL OUTLAY on MAJOR IRRIGATION during and to the end of the year 2008-09 -Concl'd.

	(In thousands of rupees)	
	Expenditure	
	During the year	To end of the year
RAJASTHAN		
@ Irrigation Projects	4816089	73486165
80-General-		
003-Training	-	8399
800-Other Expenditure	666489	6150350
Total : Government of Rajasthan	5482578	79644914
UTTAR PRADESH		
@ Irrigation Projects	15951840	139310149
80-General-		
001-Direction and Administration	-	3624383
052-Machinery and Equipment	91942	576693
799-Suspense	189812	776346
800-Other Expenditure	2858124	2910238
Total: Government of Uttar Pradesh	16233594	144287571 (A)
UTTARAKHAND		
@ Irrigation Projects	2154355	5352548
799-Suspense	9079	24417
Total: Govt of Uttarakhand	2163434	5376965
WEST BENGAL		
@ All Irrigation Projects	738604	1902488
80-General-		
789-Special Component Plan for SC	171808	311606
796- Tribal Area sub-Plan	36207	66384
800-Other Expenditure	41559	230172
Total : Government of West Bengal	988178	2510650
Total: Capital Outlay on Major Irrigation	116037378	765095643

(A) Includes Rs. 58665345 thousands retained in Uttar Pradesh pending allocation.



No. 27-0701-ACCOUNT of Receipts from MEDIUM IRRIGATION for the year ended 31st March, 2009

(In thousands of rupees)

	Union Government	U.T. Govt. Puduchery	STATE GOVERNMENTS							Item No.
			Andhra Pradesh	Arunachal Pradesh	Assam	Bihar	Chhattisgarh	NCT Delhi	Goa	
01-Surface Water-										
Receipts from all Projects			37465				85931	63432		1
101-Receipts from Water Tanks										2
102-Receipts from Lift Irrigation Schemes										3
103-Receipts from diversion schemes										4
800-Other Receipts			313635				44			5
900-Deduct-Refunds										6
Total: 01	0	0	351100	0	0	0	85975	63432	0	0
02-Ground Water-										
Receipts from all Projects										8
101-Receipts from tube wells									48399	9
800-Other Receipts			1217				1646			10
900-Deduct-Refunds										11
Total: 02	0	0	1217	0	0	0	1646	0	0	48399
03-Command Area Development-										
101-Sone Command Area Development Agency										13
103 Bakreswar Canals										14
104-K.B.C. CADA										15
107 Hinglow Irrigation project										16
800-Other Receipts			30995				18679			17
900-Deduct-Refunds										18
Total: 03	0	0	30995	0	0	0	18679	0	0	0
04-Flood Control-										
101-Anti Sea Erosion Project									35103	20
102-Flood Control Project										21
103-Drainage Projects										22
104 Medium Irr Scheme in Burdwan Dist.										23
800-Other Receipts					3051	20				24
Total: 04	0	0	0	0	3051	20	0	0	35103	25
80-General-										
Receipts from all Projects										26
003 Training										27
796-Tribal Area Sub-plan										28
800-Other Receipts	66389	15			2512	48	1027	88258	1614	29
900-Deduct-Refunds										30
Total: 80	66389	15	0	0	2512	48	1027	88258	1614	31
Total: Receipts from Medium Irrigation	66389	15	383312	0	5563	106368	64459	88258	85116	32

No. 27-0701-ACCOUNT of Receipts from MEDIUM IRRIGATION for the year ended 31st March,2009

(In thousands of rupees)

Item No.	STATE GOVERNMENTS								Total carried over
	Gujarat	Haryana	Himachal Pradesh	Jammu and Kashmir	Jharkhand	Karnataka	Kerala	Madhya Pradesh	
1	147205	5825	789	1743	--	7896	4845	223998	579129
2	--	--	--	--	--	--	--	--	0
3	--	--	--	--	--	--	--	--	0
4	--	--	--	--	--	--	--	--	0
5	--	--	--	10	--	--	--	--	313689
6	--	--	--	--	--	--	--	--	0
7	147205	5825	789	1753	0	7896	4845	223998	892818
8	--	--	--	--	--	--	--	--	0
9	--	--	--	--	--	--	--	--	48399
10	--	--	--	--	--	--	--	--	2863
11	--	--	--	--	--	--	--	--	0
12	0	0	0	0	0	0	0	0	51262
13	--	--	--	--	--	--	--	--	0
14	--	--	--	--	--	--	--	--	0
15	--	--	--	--	--	--	--	--	0
16	--	--	--	--	--	--	--	--	0
17	--	--	--	--	--	--	--	--	49674
18	--	--	--	--	--	--	--	--	0
19	0	0	0	0	0	0	0	0	49674
20	--	--	--	--	--	--	--	--	35103
21	--	--	--	--	--	--	--	--	0
22	--	--	--	--	--	--	--	--	0
23	--	--	--	--	--	--	--	--	0
24	--	--	--	--	--	--	--	--	3071
25	0	0	0	0	0	0	0	0	38174
26	--	--	--	--	--	--	--	--	0
27	--	--	--	--	--	--	--	--	0
28	--	--	--	--	--	--	--	--	0
29	1953010	--	68	4993	479872	4483	25851	15275	2643415
30	--	--	--	--	--	--	--	--	0
31	1953010	0	68	4993	479872	4483	25851	15275	2643415
32	2100215	5825	857	6746	479872	12379	30696	239273	3675343

Economic Services

No. 27-0701-ACCOUNT of Receipts from MEDIUM IRRIGATION for the year ended 31st March,2009

	Total brought forward	(In thousands of rupees)						Item No.
		STATE GOVERNMENTS						
		Maharashtra	Manipur	Meghalaya	Mizoram	Nagaland	Orissa	
01-Surface Water-								
Receipts from all Projects	579129	1468469	--	--	--	--	10433	1
101-Receipts from Water Tanks	0	--	--	--	--	--	--	2
102-Receipts from Lift Irrigation Schemes	0	--	--	--	--	--	--	3
103-Receipts from diversion schemes	0	--	--	--	--	--	--	4
800-Other Receipts	313689	--	--	--	--	--	--	5
900-Deduct-Refunds	0	--	--	--	--	--	--	6
Total: 01	892818	1468469	0	0	0	0	10433	7
02-Ground Water-								
Receipts from all Projects	0	--	--	--	--	--	--	8
101-Receipts from tube wells	48399	--	--	--	--	--	--	9
800-Other Receipts	2863	--	--	--	--	--	--	10
900-Deduct-Refunds	0	--	--	--	--	--	--	11
Total: 02	51262	0	0	0	0	0	0	12
03-Command Area Development-								
101-Sone Command Area Development Agency	0	--	--	--	--	--	--	13
103 Bakreswar Canals	0	--	--	--	--	--	--	14
104-K.B.C. CADA	0	--	--	--	--	--	--	15
107 Hinglow Irrigation project	0	--	--	--	--	--	--	16
800-Other Receipts	49674	--	--	--	--	--	--	17
900-Deduct-Refunds	0	--	--	--	--	--	--	18
Total: 03	49674	0	0	0	0	0	0	19
04-Flood Control-								
101-Anti Sea Erosion Project	35103	--	--	--	--	--	--	20
102-Flood Control Project	0	--	--	--	--	--	--	21
103-Drainage Projects	0	--	--	--	--	--	--	22
104 Medium Irr Scheme in Burdwan Dist.	0	--	--	--	--	--	--	23
800-Other Receipts	3071	--	--	--	--	--	--	24
Total: 04	38174	0	0	0	0	0	0	25
80-General-								
Receipts from all Projects	0	--	--	--	--	--	--	26
003 Training	0	--	--	--	--	--	--	27
796-Tribal Area Sub-plan	0	--	--	--	--	--	--	28
800-Other Receipts	2643415	32809	80001	--	--	--	445216	29
900-Deduct-Refunds	0	4623	--	--	--	--	--	30
Total: 80	2643415	37432	80001	0	0	0	445216	31
Total: Receipts from Minor Irrigation	3675343	1505901	80001	0	0	0	455649	32

No. 27-0701-ACCOUNT of Receipts from MEDIUM IRRIGATION for the year ended 31st March, 2009

(In thousands of rupees)

Item No.	STATE GOVERNMENTS								Total
	Punjab	Rajasthan	Sikkim	Tamil Nadu	Tripura	Uttarakhand	Uttar Pradesh	West Bengal	
1		34278		99940		58426	1567914		3818589
2									0
3									0
4									0
5									313689
6							-1582		-1582
7	0	34278	0	99940	0	58426	1566332	0	4130696
8									0
9									48399
10									2863
11									0
12	0	0	0	0	0	0	0	0	51262
13									0
14								90	90
15								935	935
16								50	50
17									49674
18									0
19	0	0	0	0	0	0	0	1075	50749
20								4	35107
21								530	530
22									0
23								9	9
24						17301			20372
25	0	0	0	0	0	17301	0	543	56018
26									0
27								4	4
28									0
29	7573	23142		155757	8		1042793	32398	4463112
30				-961					3662
31	7573	23142	0	154796	8	0	1042793	32402	4466778
32	7573	57420	0	254736	8	75727	2609125	34020	8755503

No. 27-A-2701-ACCOUNT of EXPENDITURE on MEDIUM IRRIGATION for the year ended 31st March, 2009

(in thousands of rupees)

	Union Government	U.T. Govt. Puducherry	STATE GOVERNMENTS							Item No.
			Andhra Pradesh	Arunachal Pradesh	Assam	Bihar	Chhattisgarh	NCT Delhi	Goa	
01-Major Irrigation-										
@All Projects			35685475				1461686	50124		1
001-Direction and Administration										2
053-Maintenance and Repairs										3
799 Suspense										4
800-Other Expenditure										5
Total: 01	0	0	35685475	0	0	0	1461686	50124	0	6
02- Major Irrigation- Non-Commercial										
005-Survey and Investigation										7
051-Construction										8
Total: 02	0	0	0	0	0	0	0	0	0	9
03- Medium Irrigation- Commercial										
001-Direction and Administration										10
053-Maintenance and Repairs										11
799 Suspense										12
911-Deduct -Recoveries of Overpayment										13
Total : 03	0	0	0	0	0	0	0	0	0	14
04- Medium Irrigation- (Non Commercial)										
@All Irrigation Projects										15
001-Direction and Administration									157216	16
051-Construction										17
052-Machinery and Equipment										18
502-Expenditure awaiting transferred to other head of account										19
799-Suspense										20
800-Other Expenditure				5002	453					21
911-Deduct -Recoveries of Overpayment										22
Total: 04	0	0	0	5002	453	0	0	0	157215	23
80-General-										
001-Direction and Administration	200474		1545562		444260		1043884			24
002-Data Collection	654235									25
003-Training	28600		34058							26
004-Research	921739									27
005-Survey and Investigation	77401								15040	28
006-Consultancy	207539									29
052-Machinery and Equipment							96285			30
101-Maintenance and Repairs										31
190-Assistance to Public Sector and Other Undertakings										32
196-Assistance to Zila Parishads/ District level Panchayats										33
197-Assistance to Block Panchayats/ Intermediate level Panchayats										34
797-Transfer to Reserve Fund and Deposit Account	9000									35
798-International Co-operation	68									36
799-Suspense					-68		6103			37
800-Other Expenditure	885596		710906							38
901-Deduct amount recovered from other Govt. and Agencies for common works	-3587									39
911-Deduct-Recoveries of Overpayments	-78									40
Total: 80	2980987	0	2290526	0	444192	0	1146272	0	15358	41
Total: Expenditure on MEDIUM Irrigation	2980987	0	37976001	5002	444645	1461686	1196396	0	172573	42
Charged			244189							43
Voted	2980987	0	37731812	5002	444645	1461686	1196396	0	172573	44

Note: For Minor Head-Wise detail see concerned Finance Account.

COMBINED FINANCE AND REVENUE ACCOUNTS OF THE UNION AND STATE GOVERNMENTS IN INDIA FOR THE YEAR 2008-09

No. 27-A-2701-ACCOUNT of EXPENDITURE on MEDIUM IRRIGATION for the year ended 31st March, 2009-Contd.

Item No.	STATE GOVERNMENTS								Total carried over
	Gujarat	Haryana	Himachal Pradesh	Jammu and Kashmir	Jharkhand	Karnataka	Kerala	Madhya Pradesh	
1	--	85454	40037	--	--	37316	164663	--	37524755
2	--	--	--	--	--	--	--	--	0
3	--	--	--	--	--	--	--	--	0
4	--	--	--	--	--	--	--	-5066	-5066
5	--	--	--	--	--	--	--	--	0
6	0	85454	40037	0	0	37316	164663	-5066	37519689
7	--	--	--	--	--	--	--	--	0
8	--	--	--	--	--	--	--	--	0
9	0	0	0	0	0	0	0	0	0
10	--	--	--	--	965910	--	--	--	965910
11	--	--	--	--	--	--	--	--	0
12	--	--	--	--	-1750	--	--	--	-1750
13	--	--	--	--	-161	--	--	--	-161
14	0	0	0	0	963999	0	0	0	963999
15	--	--	--	159772	--	--	--	--	159772
16	--	--	--	269125	--	--	--	--	426341
17	--	--	--	--	--	--	--	--	0
18	--	--	--	200	--	--	--	--	200
19	--	--	--	--	--	--	--	--	0
20	--	--	--	--	--	--	--	--	0
21	--	--	--	--	--	--	--	--	5455
22	--	--	--	--	--	--	--	--	-1
23	0	0	0	429097	0	0	0	0	591767
24	670702	--	--	457	12826	16771	615523	2211098	6761557
25	--	--	--	--	--	--	--	--	654235
26	--	--	--	--	--	953	--	--	63703
27	43816	--	--	--	--	64844	102257	--	1132876
28	133	--	--	--	--	147354	70480	--	310408
29	--	--	--	--	--	--	--	--	207539
30	--	--	--	--	--	--	3582	181787	281654
31	--	--	--	--	--	--	--	--	0
32	--	--	--	--	--	--	--	--	0
33	--	--	--	--	--	--	--	--	0
34	--	--	--	--	--	--	--	--	0
35	--	--	--	--	--	--	--	--	9000
36	--	--	--	--	--	--	--	--	68
37	--	--	--	--	--	--	22962	44810	73807
38	677901	--	--	--	--	138296	63833	404566	2881105
39	--	--	--	--	--	--	--	--	-3587
40	-49	--	--	--	--	--	--	--	-128
41	1392503	0	0	457	12826	368218	878637	2842261	12372237
42	1392503	85454	40037	429554	976825	405534	1043300	2837195	51447692
43	1064	--	--	--	--	--	--	568	--
44	1391439	85454	40037	429554	976825	405534	1043300	2836627	51447692

No. 27-A-2701-ACCOUNT of EXPENDITURE on MEDIUM IRRIGATION for the year ended 31st March, 2009-Contd.

(In thousands of rupees)

	Total brought forward	STATE GOVERNMENTS						Item No.
		Maharashtra	Manipur	Meghalaya	Mizoram	Nagaland	Orissa	
01-Major Irrigation-								
@All Projects	37524755	892064	--	--	--	--	201384	1
001-Direction and Administration	0	--	--	--	--	--	--	2
053-Maintenance and Repairs	0	--	--	--	--	--	--	3
799-Suspense	-5066	--	--	--	--	--	--	4
800-Other Expenditure	0	--	--	--	--	--	--	5
Total: 01	37519689	892064	0	0	0	0	201384	6
02- Major Irrigation- Non-Commercial								
005-Survey and Investigation	0	--	16718	--	--	--	--	7
051-Construction	0	--	71870	--	--	--	--	8
Total: 02	0	0	88588	0	0	0	0	9
03- Medium Irrigation- Commercial								
001-Direction and Administration	965910	--	--	--	--	--	--	10
053-Maintenance and Repairs	0	--	--	--	--	--	--	11
799-Suspense	-1750	--	--	--	--	--	--	12
911-Deduct -Recoveries of Overpayment	-161	--	--	--	--	--	--	13
Total : 03	963999	0	0	0	0	0	0	14
04- Medium Irrigation- (Non Commercial)								
@All Irrigation Projects	159772	--	--	--	--	--	--	15
001- Direction and Administration	426341	--	60086	--	--	--	--	16
051- Construction	0	--	12687	--	--	--	--	17
052-Machinery and Equipment	200	--	--	--	--	--	--	18
502-Expenditure awaiting transferred to other head of account	0	--	--	--	--	--	--	19
799-Suspense	0	--	--	--	--	--	--	20
800-Other Expenditure	5455	--	--	--	98	--	--	21
911-Deduct -Recoveries of Overpayment	-1	--	--	--	--	--	--	22
Total: 04	591767	0	72773	0	98	0	0	23
80-General-								
001-Direction and Administration	6761557	3518802	--	--	--	--	--	24
002-Data Collection	654235	165956	--	--	--	--	--	25
003-Training	63703	164111	--	--	--	--	--	26
004-Research	1132876	95121	--	--	--	--	--	27
005-Investigation	310408	135796	--	--	--	--	--	28
006-Consultancy	207539	77394	--	--	--	--	--	29
052-Machinery and Equipment	281654	64012	--	--	--	--	--	30
799-Suspense	0	--	--	--	--	--	--	31
190-Assistance to Public Sector and Other Undertakings	0	--	--	--	--	--	--	32
196-Assistance to Zila Parishads/ District level Panchayats	0	--	--	--	--	--	--	33
197-Assistance to Block Panchayats/ Intermediate level Panchayats	0	--	--	--	--	--	--	34
797-Transfer to Reserve Fund and Deposit Account	9000	--	--	--	--	--	--	35
798-International Co-operation	68	--	--	--	--	--	--	36
799-Suspense	73807	465	--	--	--	--	--	37
800-Other Expenditure	2881105	9206654	--	--	--	--	257497	38
901-Deduct amount recovered from other Govt. and Agencies for common works	-3587	--	--	--	--	--	--	39
911-Deduct-Recoveries of Overpayments	-128	-143	--	--	--	--	--	40
Total: 80	12372237	13428168	0	0	0	0	257497	41
Total: Expenditure of MEDIUM Irrigation	51447692	14320232	161361	0	98	0	458881	42
Charged	--	--	--	--	--	--	--	43
Voted	51447692	14320232	161361	0	98	0	458881	44

No. 27-A-2701-ACCOUNT of EXPENDITURE on MEDIUM IRRIGATION for the year ended 31st March, 2009-Concl'd.

Item No.	STATE GOVERNMENTS								Total
	Punjab	Rajasthan	Sikkim	Tamil Nadu	Tripura	Uttar Pradesh	Uttarakhand	West Bengal	
1	508006	1330455	-	5841234	-	10659790	103657	111899	57173244
2	-	-	-	-	-	-	-	-	0
3	-	-	-	-	-	-	-	-	0
4	-	-	-	-	-	-	-	-	-5066
5	-	-	-	-	-	-	-	-	0
6	508006	1330455	0	5841234	0	10659790	103657	111899	57168178
7	-	-	-	-	-	-	-	-	16718
8	-	-	-	-	-	-	-	-	71870
9	0	0	0	0	0	0	0	0	88588
10	-	-	-	-	-	-	-	-	965910
11	-	-	-	-	-	-	-	-	0
12	-	-	-	-	-	-	-	-	-1750
13	-	-	-	-	-	-	-	-	-161
14	0	0	0	0	0	0	0	0	963999
15	-	-	-	-	-	-	-	-	159772
16	-	-	-	-	-	-	-	-	486427
17	-	-	-	-	-	-	-	-	12687
18	-	-	-	-	-	-	-	-	200
19	-	-	-	-	-	-	-	-	0
20	-	-	-	-	-	-	-	-	0
21	-	-	-	-	-	-	-	-	5553
22	-	-	-	-	-	-	-	-	-1
23	0	0	0	0	0	0	0	0	664638
24	40377	58245	-	465080	-	-	-	659744	11503805
25	-	6486	-	-	-	-	-	1288	827965
26	-	21000	-	26184	-	-	-	-	274996
27	-	14271	-	52050	-	-	-	4459	1298777
28	-	79162	-	-	-	-	-	77156	602522
29	-	-	-	-	-	-	-	-	284933
30	-	-	-	-46191	-	1235	55	2617	303382
31	-	-	-	-	-	-	-	-	0
32	-	-	-	-	-	-	-	-	0
33	-	18120	-	-	-	-	-	-	18120
34	-	30340	-	-	-	-	-	-	30340
35	-	-	-	-	-	-	-	-	9000
36	-	-	-	-	-	-	-	-	68
37	-444	-428	-	-	-	-32134	-16977	99654	123943
38	-	117118	-	60537	-	2389712	3614	12486	14928723
39	-	-	-	-	-	-	-	-	-3587
40	-	-	-	-56	-	-	-	-	-327
41	39933	344314	0	557604	0	2358813	-13308	857404	30202662
42	547939	1674769	0	6398838	0	13018603	90349	969303	89088065
43	-	-	-	-	-	-	-	-	0
44	547939	1674769	0	6398838	0	13018603	90349	969303	89088065

No. 27-B-4701-ACCOUNT of CAPITAL OUTLAY on MEDIUM IRRIGATION during and to the end of the year 2008-09

	(In thousands of rupees)	
	Expenditure	
	During the year	To the end of the year
UNION GOVERNMENT		
01-Major Irrigation-Commercial-		
@ Irrigation Projects	--	104
001-Direction and Administration	--	182
800-Other Expenditure	--	3474
Total: 01- Major Irrigation-Commercial	0	3760
02-Major Irrigation-Non-Commercial-		
@ Irrigation Projects	--	114369
800-Other Expenditure	--	6663
Total: 02- Major Irrigation-Non-Commercial	0	121032
03-Medium Irrigation-Commercial-		
190-Investments in Public Sector and Other Undertakings	--	17000
Total: 03- Medium Irrigation-Commercial	0	17000
04-Medium Irrigation-Non-Commercial-		
001-Direction and Administration	--	--
052-Machinery and Equipment	--	3600
800-Other Expenditure	--	64032
Total: 04- Medium Irrigation-Non-Commercial	0	67632
80-General-		
004-Reaserch	--	562087
190-Investments in Public Sector and Other Undertakings	--	30000
800-Other Expenditure	767	597632
Total: 80- General	767	1189719
Total: Union Government	767	1399143
Total: Commercial	--	20760
Total: Non-Commercial	767	1378383
UNION TERRITORY GOVERNMENT		
PUDUCHERRY		
04-Medium Irrigation-Non-Commercial-		
001-Direction and Administration	--	80033
052-Machinery and Equipment	--	13996
800-Other Expenditure	--	4034
Total: 04- Medium Irrigation-Non-Commercial	0	98063
80-General-		
004-Reaserch	--	--
800-Other Expenditure	--	13422
Total: 80- General	0	13422
Total: Government of Puducherry	0	111485
Total: Commercial	0	0
Total: Non-Commercial	0	111485

@ Minor Heads not given in the Finance Accounts.

No. 27-B-4701-ACCOUNT of CAPITAL OUTLAY on MEDIUM IRRIGATION during and to the end of the year 2008-09-Contd.

	(In thousands of rupees)	
	During the year	To the end of the year
STATE GOVERNMENTS		
ANDHRA PRADESH		
01-Major Irrigation-Commercial- @ Irrigation Projects	74483665	433401681
789-Special Component plan for SCs	--	--
796-Tribal Area Sub-plan	--	--
800-Other Expenditure	--	--
Total: 01- Major Irrigation-Commercial	74483665	433401681
03-Medium Irrigation-Commercial- @ Irrigation Projects	2795734	31844114
796-Tribal Area Sub-plan	--	461537
800-Other Expenditure	171971	1309827
Total: 03- Medium Irrigation-Commercial	2967705	33615478
04-Medium Irrigation-Non-Commercial- 101-Kinnerasani Project	--	27273
Total: 04-Medium Irrigation-Non-Commercial	0	27273
80-General-		
001-Direction and Administration	--	41591
003-Training	--	298
052-Machinery and Equipment	--	-20
190-Investments in Public Sector and Other Undertakings	--	66500
799-Suspense	--	-87
800-Other Expenditure	174676	181020
Total: 80- General	174676	289302
Total: Government of Andhra Pradesh	77626046	467333734
Total: Commercial	77451370	467017159
Total: Non-Commercial	174676	316575
ARUNACHAL PRADESH		
02-Major Irrigation-Non-Commercial-		
800-Other Expenditure	--	13610
Total: 02- Major Irrigation-Non-Commercial	0	13610
80-General-		
800-Other Expenditure	--	4639
Total: 80- General	0	4639
Total: Government of Arunachal Pradesh	0	18249
Total: Commercial	0	0
Total: Non-Commercial	0	18249
ASSAM		
04-Medium Irrigation-Non-Commercial-		
@ Irrigation Projects	439168	5625166
001- Direction and Administration	--	3820
800-Other Expenditure	--	194198
Total: 04- Medium Irrigation-Non-Commercial	439168	5823184
80-General-		
001-Direction and Administration	62	1591899
005-Survey and Investigation	--	99707
007-Survey and Statistic	--	17445

@ Minor Heads not given in concerned Finance Accounts.

No. 27-B-4701-ACCOUNT of CAPITAL OUTLAY on MEDIUM IRRIGATION during and to the end of the year 2008-09-Contd.

	(In thousands of rupees)	
	Expenditure	
	During the year	To the end of the year
ASSAM		
80-General-		
052-Machinery and Equipment	--	7374
799-Suspense	--	-1036
800-Other Expenditure	369097	701288
Total: 80- General	369159	2416677
Total: Government of Assam	808327	8239861
Total: Commercial	0	0
Total: Non-Commercial	808327	8239861
BIHAR		
01-Major Irrigation-Commercial-		
@ Irrigation Projects	5310	577142
Total: 01- Major Irrigation-Commercial	5310	577142
02-Major Irrigation-Non-Commercial		
@ Irrigation Projects	--	17358724
796-Tribal Area Sub-Plan	--	8670425
Total:02-Major Irrigation-Non-Commercial	0	26029149
03-Medium Irrigation-Commercial-		
@ Irrigation Projects	--	52191
001-Direction and Administration	10527	192987
799-Suspense	119805	271455
800-Other Expenditure	181304	568232
Total: 03-Medium Irrigation-Commercial	311636	1084865
04-Medium Irrigation-Non-Commercial-		
@ Irrigation Projects	--	20234964
001-Direction and Administration	67531	406030
052-Machinery and Equipment	--	9295
796-Tribal Area Sub-plan	--	6991771
799-Suspense	37816	1011889
800-Other Expenditure	131541	5682027
Total: 04- Medium Irrigation-Non-Commercial	236888	34335976
80-General-		
001-Direction and Administration	22690	577555
004-Reaserch	--	15690
005-Survey and Investigation	18591	892381
190-Investments in Public Sector and Other Undertakings	--	511290
796-Tribal Area Sub-plan	--	395968
800-Other Expenditure	--	4226350
901-Deduct Receipts and Recoveries on Capital Account	--	-3063
Total: 80- General	41281	6616171
Total: Government of Bihar	595115	68643303
Total: Commercial	316946	1662007
Total: Non-Commercial	278169	66981296
CHHATTISGARH		
03-Medium Irrigation-Commercial-		
@ Irrigation Projects	931172	6411302
800-Other Expenditure	--	1732125
Total: 03- Medium Irrigation-Commercial	931172	8143427

@ Minor Heads not given in the Finance Accounts.

No. 27-B-4701-ACCOUNT of CAPITAL OUTLAY on MEDIUM IRRIGATION during and to the end of the year 2008-09-Contd.

	(In thousands of rupees)	
	Expenditure	
	During the year	To the end of the year
CHHATTISGARH		
80-General-		
002-Data Collection	63589	189432
005-Survey and Investigation	7710	32356
800-Other Expenditure	220278	304630
Total: 80- General	291577	526418
Total: Government of Chhattisgarh	1222749	8669845
Total: Commercial	931172	8143427
Total: Non-Commercial	291577	526418
NCT DELHI		
04-Medium Irrigation- Non-Commercial-		
800-Other Expenditure	--	6543
Total: 04- Medium Irrigation-Non-Commercial	0	6543
Total: Government of NCT Delhi	0	6543
Total: Commercial	0	0
Total: Non-Commercial	0	6543
GOVERNMENT OF GOA		
02-Major Irrigation-Non-Commercial-		
@ Irrigation Projects	--	--
Total: 02-Major Irrigation-Non-Commercial-	0	0
04-Medium Irrigation-Non-Commercial-		
001-Direction and Administration	--	1451
@ Irrigation Projects	37733	6796380
190-Investments in Public Sector and Other Undertakings	--	333000
800-Other Expenditure	1059358	2671153
Total: 04- Medium Irrigation-Non-Commercial	1097091	9801984
80-General-		
003-Training	--	101
004-Research	--	1977
005-Survey and Investigation	7	7472
800-Other Expenditure	--	749
Total: 80-General	7	10299
Total: Government of Goa	1097098	9812283
Total: Commercial	0	0
Total: Non-Commercial	1097098	9812283
GUJARAT		
01-Major Irrigation-Commercial-		
@ Irrigation Projects	--	--
Total: 01- Major Irrigation-Commercial	0	0
03-Medium Irrigation-Commercial-		
@ Irrigation Projects	3700847	45547890
796-Tribal Area Sub-plan	--	2264712
797-Transfer to /from Reserve Funds and Deposit Accounts	--	-1927
800-Other Expenditure	--	16368
Total: 03- Medium Irrigation-Commercial	3700847	47827043
80-General-		
001-Direction and Administration	435682	7312951
052-Machinery and Equipment	--	16094

@ Minor Heads not given in the Finance Accounts.

(A) Excludes Rs.10447497thousands retained in Madhya Pradesh pending allocation.

No. 27-B-4701-ACCOUNT of CAPITAL OUTLAY on MEDIUM IRRIGATION during and to the end of the year 2008-09-Contd.

	(In thousands of rupees)	
	Expenditure	
	During the year	To the end of the year
GUJARAT		
80-General-		
190-Investments in Public Sector and Other Undertakings	-	39199156
796-Tribal Area Sub-plan	828286	3000588
799-Suspense	-503	-18803
800-Other Expenditure	-	149424
901-Deduct-Receipts and Recoveries on Capital Account	-	-13849812
911-Cancellation of Cheques	-5	-5
Total: 80-General	1263460	35809593
Total: Government of Gujarat	4964307	83636636
Total: Commercial	3700847	47827043
Total: Non-Commercial	1263460	35809593
HARYANA		
80-General- @ Irrigation Projects	3014903	18624493
004-Research	-	669966
005-Survey and Investigation	6263	1626155
052-Machinery and Equipment	53746	498383
800-Other Expenditure	828666	2334593
Total: Government of Haryana	3903578	23753590
Total: Commercial	543821	0
Total: Non-Commercial	3359757	23753590
HIMACHAL PRADESH		
@ Irrigation Projects	320211	1625342
80-General-		
005-Survey and Investigation	-	20607
190-Investments in Public Sector and Other Undertakings	-	73
789-Special Component Plan for Scheduled Castes	314425	314425
796-Tribal Area sub Plan	-	225
799-Suspense	-	2146
800-Other Expenditure	-	20927
Total: Government of Himachal Pradesh	634636	1983745
Total: Commercial	0	0
Total: Non-Commercial	469965	1349109

@ Minor heads not given in the Finance Accounts.

No. 27-B-4701-ACCOUNT of CAPITAL OUTLAY on MEDIUM IRRIGATION during and to the end of the year 2008-09-Contd.

	(In thousands of rupees)	
	Expenditure	
	During the year	To the end of the year
JAMMU AND KASHMIR		
01-Major Irrigation-Commercial-		
@ Irrigation Projects	357841	6068510
001-Direction and Administration	50	257098
052-Mechinary and Equipment	2258	15982
799-Suspense	--	15513
Total: 01-Major Irrigation-Commercial	360149	6357103
02-Major Irrigation- Non Commercial-		
001-Direction and Administration	--	3403
Total : 02	0	3403
04-Medium Irrigation Non-Commercial-		
001-Direction and Administration	629364	685379
Total : 02	629364	685379
80-General-		
001-Direction and Administration	--	1566
005-Survey and Investigation	--	1356
052-Machinery and Equipment	--	6254
800-Other Expenditure	--	210016
Total: 80-General	0	219192
Total: Government of Jammu and Kashmir	989513	7265077
Total: Commercial	360149	6357103
Total: Non-Commercial	629364	688782
JHARKHAND		
02-Major Irrigation-Non-Commercial-		
796-Tribal Area Sub-plan	--	279072
799-suspense	--	102623
03-Medium Irrigation -Commercial-		
799-Suspense	11557	11557
80-General-		
789-Special Component Plan for Scheduled Castes	825847	1339708
796-Tribal Area Sub-plan	650221	6714191
799-Suspense	--	326875
800-Other Expenditure	541139	5226918
Total: Government of Jharkhand	2028764	14000944
Total: Commercial	0	0
Total: Non-Commercial	2028764	14000944
KARNATAKA		
01-Major Irrigation-Commercial-		
@ Irrigation Projects	314880	78432824
Total: 01-Major Irrigation-Commercial	314880	78432824
03-Medium Irrigation - Commercial -		
@ Irrigation Projects	4763522	44702466
Total: 03-Major Irrigation-Commercial	4763522	44702466
80-General		
001-Direction and Administration	--	6561
190-Investments in Public Sector and Other Undertakings	16659474	169860908
800-Other Expenditure	3407782	9626649
Total: 80	20067256	179494118
Total: Government of Karnataka	25145658	302629408
Total: Commercial	5078402	123135290
Total: Non-Commercial	20067256	179494118

@ Minor Heads not given in the Finance Accounts.

No. 27-B-4701-ACCOUNT of CAPITAL OUTLAY on MEDIUM IRRIGATION during and to the end of the year 2008-09-Contd.

	(In thousands of rupees)	
	Expenditure	
	During the year	To the end of the year
KERALA		
@ Irrigation Projects	134039	4246721
80- General		
800-Other Expenditure	71083	2526301
Total: 80-General	71083	2526301
Total: Government of Kerala	205122	6773022
Total: Commercial	134039	4246721
Total: Non-Commercial	71083	2526301
MADHYA PRADESH		
01-Major Irrigation-Commercial-		
@ Irrigation Projects	802631	22044991
789-Special Component Plan for Scheduled Castes	-	-
800-Other Expenditure	-	-
Total: 01-Major Irrigation-Commercial	802631	22044991
03-Medium Irrigation-Commercial-		
@ Irrigation Projects	-	-
796-Tribal Area Sub-plan	-	-
800-Other Expenditure	-	-
Total: 03-Medium Irrigation-Commercial	0	0
80-General-		
001-Direction and Administration	574681	1087409
005-Survey and Investigation	19148	1321857
789-Special Component Plan for Scheduled Castes	28278	96955
796-Tribal Area Sub-plan	2089	416634
800-Other Expenditure	27662	2267577
Total: 80-General	651858	5190432
Total: Government of Madhya Pradesh	1454489	27235423
Total: Commercial	802631	22044991
Total: Non-Commercial	651858	5190432

@ Minor Heads not given in the Finance Accounts.

(A) Includes Rs. 10447497 thousands yet to be apportioned between Madhya Pradesh and Chhatisgarh.

No. 27-B-4701-ACCOUNT of CAPITAL OUTLAY on MEDIUM IRRIGATION during and to the end of the year 2008-09-Contd.

	(In thousands of rupees)	
	Expenditure	
MAHARASHTRA		
01-Major Irrigation-Commercial-		
@ Irrigation Projects	1178679	14431691
Total: 01-Major Irrigation-Commercial	1178679	14431691
03-Medium Irrigation-Commercial-		
@ Irrigation Projects	2770946	36961551
Total: 03-Medium Irrigation-Commercial	2770946	36961551
80-General-		
001-Direction and Administration	--	24
004-Research	379	369821
190-Investments in Public Sector and Other Undertakings	105981370	444306557
797-Transfer to/from Reserve Funds and Deposit Accounts	--	-1433
Total: 80-General	105981749	444674969
Total: Government of Maharashtra	109931374	496068211
Total: Commercial	3949625	51393242
Total: Non-Commercial	105981749	444674969
MANIPUR		
01-Major Irrigation - Commercial		
001-Direction and Administration	--	11300
Total 01-Major Irrigation - Commercial	0	11300
02-Major Irrigation-Non-Commercial-		
@ Irrigation Projects	--	2312223
005-Survey and Investigation	--	592
051-Construction	1687596	7877471
052-Machinery and Equipment	--	23818
054-Improvement of Irrigation Projects	--	4441
800-Other Expenditure	--	166201
Total: 02-Major Irrigation-Non-Commercial	1687596	10384746
04-Medium Irrigation-Non-Commercial-		
@ Irrigation Projects	--	--
051-Construction	126701	1103142
Total: 04-Medium Irrigation-Non-Commercial	126701	1103142
80-General-		
004-Research	--	27464
005-Survey and Investigation	--	165863
052-Machinery and Equipment	--	132
800-Other Expenditure	--	2664
Total: 80-General	0	196123
Total: Government of Manipur	1814297	11695311
Total: Commercial	0	207423
Total: Non-Commercial	1814297	11487888

@ Minor heads are not available in the Finance Accounts.

No. 27-B-4701-ACCOUNT of CAPITAL OUTLAY on MEDIUM IRRIGATION during and to the end of the year 2008-09-Contd.

	(In thousands of rupees)	
	Expenditure	
	During the year	To the end of the year
MEGHALAYA		
04-Medium Irrigation-Non-Commercial-		
800-Other Expenditure	--	187287
Total: 04-Medium Irrigation-Non-Commercial	0	187287
Total: Government of Meghalaya	0	187287
Total: Commercial	0	0
Total: Non-Commercial	0	187287
MIZORAM		
80-General-		
001-Direction and Administration	--	1319
800-Other Expenditure	--	8312
Total:80-General	0	9631
Total:Government of Mizoram	0	9631
Total:Commercial	0	0
Total:Non-Commercial	0	9631
ORISSA		
@ Irrigation Projects	2811815	29159059
80-General-		(A)
001-Direction and Administration	--	-27
004-Research	3068	1528185
005-Survey	--	27594
800-Other Expenditure	552090	590416
Total : Government of Orissa	3366973	31305227
Total:Commercial	0	0
Total:Non-Commercial	3366973	31305227
PUNJAB		
@ Irrigation Projects	2233783	13741787
80-General-		
001-Direction and Administration	--	53645
005-Survey and Investigation	--	2576
799-Suspense	2190	3305
800- Other Expenditure	2776	3257
901-Deduct Receipts and Recoveries on capital account	--	-1415
		(B)
Total: Government of Punjab	2238749	13803155
Total: Commercial	0	0
Total: Non-Commercial	2238749	13803155

(A) Minus balance is under investigation.

(B) Differs by Rs.1 thousand (increased) due to rounding.

COMBINED FINANCE AND REVENUE ACCOUNTS OF THE UNION AND STATE GOVERNMENTS IN INDIA FOR THE YEAR 2008-09

No. 27-B-4701-ACCOUNT of CAPITAL OUTLAY on MEDIUM IRRIGATION during and to the end of the year 2008-09-Contd.

	(In thousands of rupees)	
	Expenditure	
	During the year	To the end of the year
RAJASTHAN		
@ Irrigation Projects	743113	12846040
80-General-		
002-Data Collection	--	2733
005-Survey and Investigation	--	1384
800-Other Expenditure	16	40733
Total : Government of Rajasthan	743129	12891203
Total: Commercial	0	0
Total: Non-Commercial	991717	12148074
TAMIL NADU		
01-Major Irrigation-Commercial-		
@ Irrigation Projects	415512	6674642
Total: 01-Major Irrigation-Commercial	415512	6674642
03-Medium Irrigation-Commercial-		
@ Irrigation Projects	3237333	26615768
Total: 03-Medium Irrigation-Commercial	3237333	26615768
04-Medium Irrigation-Non-Commercial-		
800-Other Expenditure	--	974806
Total: 04-Medium Irrigation-Non-Commercial	0	974806
80-General-		
001-Direction and Administration	--	146823
800-Other Expenditure	16682	1599424
Total: 80-General	16682	1746247
Total: Government of Tamil Nadu	3669527	36011463
Total: Commercial	3652845	33290410
Total: Non-Commercial	16682	2721053
TRIPURA		
04-Medium Irrigation-Non-Commercial-		
001- Direction and Administration	3945	318099
799- Suspense	--	3162
800- Other Expenditure	--	1417063
80-General-		
001-Direction and Administration	--	2326
052-Machinery and Equipment	--	129
800- Other Expenditure	92575	92575
Total: Government of Tripura	96520	1833354
Total: Commercial	0	0
Total: Non-Commercial	96520	1736834

@ Minor Heads are not available in the Finance Accounts.

No. 27-B-4701-ACCOUNT of CAPITAL OUTLAY on MEDIUM IRRIGATION during and to the end of the year 2008-09-Contd.

	(In thousands of rupees)	
	Expenditure	
	During the year	To the end of the year
UTTAR PRADESH		
01-Major Irrigation-Commercial- @ Irrigation Projects	3588355	15383487
80-General-		
001-Direction and Administration	--	3924184
003-Training	--	38136
004-Research	--	86413
005-Survey and Investigations	--	1637520
052-Machinery and Equipment	36005	211231
797-Transfer to/from Reserve Funds and Deposit Account	--	-47333
799-Suspense	-4452	-109422
800-Other Expenditure	--	517363
		(A)
Total: Government of Uttar Pradesh	3619908	21641579
Total: Commercial	3588355	15383487
Total: Non-Commercial	31553	6258092
UTTARAKHAND		
01-Major Irrigation-Commercial-		
001-Direction and Administration	--	--
052-Machinery and Equipment	--	--
799-Suspense	--	--
800-Other Expenditure	601	1305004
@ Irrigation Projects	--	--
Total: 01- Major Irrigation-Commercial	601	1305004
02-Major Irrigation-Non-Commercial-		
052-Machinery and Equipment	--	--
800-Other Expenditure	--	--
Total : 02	0	0
03-Medium Irrigation-Commercial-		
@ Irrigation Projects	--	3357
Total: 03- Medium Irrigation-Commercial	0	3357
04-Medium Irrigation Non-Commercial-		
@ Irrigation Projects	--	--
Total: 04-Medium Irrigation-Non Commercial	0	0

@ Minor heads are not available in the Finance Accounts.

(A) Includes Rs. 8523997t housands yet to be allocated between Uttar Pradesh and Uttarakhand

**No. 27-B-4701-ACCOUNT of CAPITAL OUTLAY on MEDIUM IRRIGATION during and
to the end of the year 2008-09-Conclid.**

(In thousands of rupees)

	Expenditure	
	During the year	To the end of the year
UTTARAKHAND		
80-General-		
003-Training	3119	32748
004-Research	5498	34910
005-Survey and Investigation	8359	75817
006-Upgradation of design and Training Institutions	2250	16559
799-Suspense	—	538
800-Other Expenditure	—	5046
Total: 80- General	19226	165618
Total: Govt of Uttarakhand	19827	1473979
Total: Commercial	1197	1307979
Total: Non-Commercial	19226	165618
WEST BENGAL		
01-Major Irrigation-Commercial- @ Irrigation Projects	10078	16475310
Total: 01-Major Irrigation-Commercial	10078	16475310
03-Medium Irrigation-Commercial- @ Irrigation Projects	—	—
800-Other Expenditure	662	208437
Total: 03-Medium Irrigation-Commercial	662	208437
04-Medium Irrigation-Non-Commercial- @ Irrigation Projects	80961	1171640
Total: 04-Medium Irrigation-Non-Commercial	80961	1171640
80-General- 800-Other Expenditure	—	51510
Total: 80- General	0	51510
Total: Government of West Bengal	91701	17906897
Total: Commercial	0	16673008
Total: Non-Commercial	91701	1142188
Total: Capital Outlay on MEDIUM Irrigation	246268174	1676339588
Total-Commercial	100511399	798710050
Total - Non-Commercial	142950681	856850391

@ Minor heads are not available in the Finance Accounts.

No. 27-C-6701-ACCOUNT of LOANS for MAJOR AND MEDIUM IRRIGATION showing the amounts ADVANCED and REPAID during the year ended 31st March, 2009 and the BALANCES of such LOANS at the commencement and at the end of the year 2008-09

	Union Government	U.T. Govt. Puducherry	STATE GOVERNMENTS							Item No.
			Andhra Pradesh	Arunachal Pradesh	Assam	Bihar	Chhattisgarh	NCT Delhi	Goa	
(In thousands of rupees)										
04-Medium Irrigation-Non-Commercial-										
800-Other Loans-										
Balance 1st April, 2008	--	--	--	--	--	10823	--	--	--	1
Advanced during the year	--	--	--	--	--	--	--	--	--	2
Repaid during the year	--	--	--	--	--	--	--	--	--	3
Balance 31st March, 2009	0	0	0	0	0	10823	0	0	0	4
60-Others-										
190-Loans to Public Sector and other Undertakings-										
Balance 1st April, 2008	2177877	--	211436	--	--	7058	--	--	-16	5
Advanced during the year	--	--	--	--	--	--	--	--	--	6
Repaid during the year	--	--	--	--	--	--	--	--	--	7
Balance 31st March, 2009	2177877	0	211436	0	0	7058	0	0	(B) -16	8
800-Other Loans-										
Balance 1st April, 2008	-4	--	--	--	--	--	--	--	--	9
Advanced during the year	--	--	--	--	--	--	--	--	--	10
Repaid during the year	--	--	--	--	--	--	--	--	--	11
Balance 31st March, 2009	(A) -4	0	0	0	0	0	0	0	0	12
Total: Loans for Major and Medium Irrigation-										
Balance 1st April, 2008	2177873	0	211436	0	0	17881	0	0	-16	13
Advanced during the year	0	0	0	0	0	0	0	0	0	14
Repaid during the year	0	0	0	0	0	0	0	0	0	15
Balance 31st March, 2009	2177873	0	211436	0	0	17881	0	0	-16	16
Interest received and credited to revenue	--	--	--	--	--	--	--	--	--	17

(A) Adverse balance is under investigation.

(B) Due to misclassification of repayments by the department.

No. 27-C-6701-ACCOUNT of LOANS for MAJOR AND MEDIUM IRRIGATION showing the amounts ADVANCED and REPAID during the year ended 31st March, 2009 and the BALANCES of such LOANS at the commencement and at the end of the year 2008-09-Contd.

(In thousands of rupees)

Item No.	STATE GOVERNMENTS								Total carried over
	Gujarat	Haryana	Himachal Pradesh	Jammu and Kashmir	Jharkhand	Karnataka	Kerala	Madhya Pradesh	
1	--	--	--	--	--	--	--	--	10823
2	--	--	--	--	--	--	--	--	0
3	--	--	--	--	--	--	--	--	0
4	0	0	0	0	0	0	0	0	10823
5	--	--	--	--	--	--	--	--	2396355
6	--	--	--	--	--	--	--	--	0
7	--	--	--	--	--	--	--	--	0
8	0	0	0	0	0	0	0	0	2396355
9	7400	--	--	--	--	-59	--	--	7337
10	--	--	--	--	--	--	--	--	0
11	--	--	--	--	--	--	--	--	0
12	7400	0	0	0	0	(A) -59	0	0	7337
13	7400	0	0	0	0	-59	0	0	2414515
14	0	0	0	0	0	0	0	0	0
15	0	0	0	0	0	0	0	0	0
16	7400	0	0	0	0	-59	0	0	2414515
17	--	--	--	--	--	--	--	--	0

(A) Reasons for minus balance are under examination.

No. 27-C-6701-ACCOUNT of LOANS for MAJOR AND MEDIUM IRRIGATION showing the amounts ADVANCED and REPAYED during the year ended 31st March, 2009 and the BALANCES of such LOANS at the commencement and at the end of the year 2008-09-Contd.

	Total brought forward	STATE GOVERNMENTS						Item No.
		Maharashtra	Manipur	Meghalaya	Mizoram	Nagaland	Orissa	
(In thousands of rupees)								
04-Medium Irrigation-Non-Commercial-								
800-Other Loans-								
Balance 1st April, 2008	10823	—	—	—	—	—	—	1
Advanced during the year	0	—	—	—	—	—	—	2
Repaid during the year	0	—	—	—	—	—	—	3
Balance 31st March, 2009	10823	0	0	0	0	0	0	4
60-Others-								
190-Loans to Public Sector and other Undertakings-								
Balance 1st April, 2008	2396355	—	—	—	—	—	—	5
Advanced during the year	0	—	—	—	—	—	—	6
Repaid during the year	0	—	—	—	—	—	—	7
Balance 31st March, 2009	2396355	0	0	0	0	0	0	8
800-Other Loans-								
Balance 1st April, 2008	7337	—	—	—	—	—	—	9
Advanced during the year	0	—	—	—	—	—	—	10
Repaid during the year	0	—	—	—	—	—	—	11
Balance 31st March, 2009	7337	0	0	0	0	0	0	12
Total: Loans for Major and Medium Irrigation-								
Balance 1st April, 2008	2414515	0	0	0	0	0	0	13
Advanced during the year	0	0	0	0	0	0	0	14
Repaid during the year	0	0	0	0	0	0	0	15
Balance 31st March, 2009	2414515	0	0	0	0	0	0	16
Interest received and credited to revenue	0	—	—	—	—	—	—	17

No. 27-C-6701-ACCOUNT of LOANS for MAJOR AND MEDIUM IRRIGATION showing the amounts ADVANCED and REPAYED during the year ended 31st March, 2009 and the BALANCES of such LOANS at the commencement and at the end of the year 2008-09-Concid.

(In thousands of rupees)

Item No.	STATE GOVERNMENTS								Total
	Punjab	Rajasthan	Sikkim	Tamil Nadu	Tripura	Uttar Pradesh	Uttarakhand	West Bengal	
1	-	-	-	-	-	-	-	-	10823
2	-	-	-	-	-	-	-	-	0
3	-	-	-	-	-	-	-	-	0
4	0	0	0	0	0	0	0	0	10823
5	-	-	-	-	-	-	-	-	2396355
6	-	-	-	-	-	-	-	-	0
7	-	-	-	-	-	-	-	-	0
8	0	0	0	0	0	0	0	0	2396355
9	-	-	-	-	-	-	-	-	7337
10	-	-	-	-	-	-	-	-	0
11	-	-	-	-	-	-	-	-	0
12	0	0	0	0	0	0	0	0	7337
13	0	0	0	0	0	0	0	0	2414515
14	0	0	0	0	0	0	0	0	0
15	0	0	0	0	0	0	0	0	0
16	0	0	0	0	0	0	0	0	2414515
17	-	-	-	-	-	-	-	-	0

No. 28-0702-ACCOUNT of RECEIPTS from MINOR IRRIGATION for the year ended 31st March, 2009

(In thousands of rupees)

	Union Government	U.T. Govt. Puducherry	STATE GOVERNMENTS							Item No.
			Andhra Pradesh	Arunachal Pradesh	Assam	Bihar	Chhattisgarh	NCT Delhi	Goa	
01-Surface Water-										
101-Receipts from Water Tanks	-	-	4828	-	27	9	83	-	-	1
102-Receipts from Lift Irrigation Schemes	-	-	151	-	288	51	-	-	68041	2
103-Receipts from diversion schemes	-	-	-	-	-	856	-	-	-	3
800-Other Receipts	851	323	5566	241	208	3544	223013	-	5672	4
900-Deduct-Refunds	-	-	-	-	-	-	-6	-	-	5
Total: 01	851	323	10545	241	523	4460	223090	0	73713	6
02-Ground Water-										
101-Receipts from tube wells	-	10	-	-	-	8056	-	-	-	7
800-Other Receipts	3090	1417	3151	-	500	636	-	-	-	8
900-Deduct-Refunds	-	-30	-	-	-	-	-	-	-	9
Total: 02	3090	1397	3151	0	500	8692	0	0	0	10
03-Command Area Development-										
101-Some Command Area Development Agency	-	-	-	-	-	517	-	-	-	11
103-Drainage Projects	-	-	236	-	-	-	-	-	-	12
104-K.B.C. CADA	-	-	-	-	-	3692	-	-	-	13
800-Other Receipts	-	-	1127	-	-	3447	-	-	1661	14
900-Deduct-Refunds	-	-	-	-	-	-	-	-	-	15
Total: 03	0	0	1363	0	0	7656	0	0	1661	16
04-Flood Control-										
101-Anti Sea Erosion Project	-	-	-	-	-	-	-	-	-	17
102-Flood Control Project	-	-	-	3	461	-	-	-	-	18
103-Drainage Projects	-	-	19	-	-	-	-	-	-	19
800-Other Receipts	-	-	-	-	96	-	-	-	-	20
Total: 04	0	0	19	3	557	0	0	0	0	21
80-General-										
796-Tribal Area Sub-plan	-	-	-	-	-	-	-	-	-	22
800-Other Receipts	-	77	19293	109	4906	4	-	449	-	23
900-Deduct-Refunds	-	-	-	-	-	-	-	-	-	24
Total: 80	0	77	19293	109	4906	4	0	449	0	25
Total: Receipts from Minor Irrigation	3941	1797	34371	353	6486	20812	223090	449	75374	26

No. 28-0702-ACCOUNT of RECEIPTS from MINOR IRRIGATION for the year ended 31st March, 2009

(In thousands of rupees)

Item No.	STATE GOVERNMENTS								Total carried over
	Gujarat	Haryana	Himachal Pradesh	Jammu and Kashmir	Jharkhand	Karnataka	Kerala	Madhya Pradesh	
1	28747	--	--	--	--	111166	--	511	145371
2	19097	1144	4359	--	--	--	1818	87	95036
3	7249	--	1686	--	--	--	--	--	9791
4	40321	--	--	4655	50	11476	13138	80056	389114
5	--	--	--	--	--	--	--	--	-6
6	95414	1144	6045	4655	50	122642	14956	80654	639306
7	12739	--	312	--	--	--	--	--	21117
8	165	--	--	--	--	3211	8636	--	20806
9	--	--	--	--	--	-18	--	--	-48
10	12904	0	312	0	0	3193	8636	0	41875
11	--	--	--	--	--	--	--	--	517
12	--	--	--	--	--	--	--	--	236
13	--	--	--	--	--	--	--	--	3692
14	42	--	--	5525	--	37607	--	--	49409
15	--	--	--	--	--	--	--	--	0
16	42	0	0	5525	0	37607	0	0	53854
17	588	--	--	--	--	--	--	--	588
18	--	--	--	--	--	--	5737	--	6201
19	--	--	--	--	--	--	--	--	19
20	1	--	--	487	--	--	--	--	624
21	589	0	0	487	0	0	5737	0	7432
22	--	--	--	--	--	--	--	--	0
23	36711	--	--	16002	3466	--	--	--	81017
24	--	--	--	--	--	-166	--	--	-166
25	36711	0	0	16002	3466	-166	0	0	80851
26	145660	1144	6357	26669	3516	163276	29329	80654	823318

No. 28-0702-ACCOUNT of RECEIPTS from MINOR IRRIGATION for the year ended 31st March, 2009

	Total brought forward	STATE GOVERNMENTS						Item No.
		Maharashtra	Manipur	Meghalaya	Mizoram	Nagaland	Orissa	
01-Surface Water-								
101-Receipts from Water Tanks	145371	16888	--	--	--	--	--	1
102-Receipts from Lift Irrigation Schemes	95036	3729	--	--	--	--	300	2
103-Receipts from diversion schemes	9791	--	--	--	--	--	--	3
800-Other Receipts	389114	454619	--	3907	--	120	26518	4
900-Deduct-Refunds	-6	217	--	--	--	--	--	5
Total: 01	639306	475453	0	3907	0	120	26818	6
02-Ground Water-								
101-Receipts from tube wells	21117	--	--	--	--	--	--	7
800-Other Receipts	20806	--	--	--	--	9	33	8
900-Deduct-Refunds	-48	--	--	--	--	--	--	9
Total: 02	41875	0	0	0	0	9	33	10
03-Command Area Development-								
101-Sone Command Area Development Agency	517	--	--	--	--	--	--	11
103-Drainage Projects	236	--	--	--	--	--	--	12
104-K.B.C. CADA	3692	--	--	--	--	--	--	13
800-Other Receipts	49409	--	75	--	--	--	--	14
900-Deduct-Refunds	0	--	--	--	--	--	--	15
Total: 03	53337	0	75	0	0	0	0	16
04-Flood Control-								
101-Anti Sea Erosion Project	588	--	--	--	--	--	--	17
102-Flood Control Project	6201	--	--	--	--	--	--	18
103-Drainage Projects	19	--	--	--	--	--	--	19
800-Other Receipts	624	--	--	--	--	--	899	20
Total: 04	7432	0	0	0	0	0	899	21
80-General-								
796-Tribal Area Sub-plan	0	--	--	--	--	--	--	22
800-Other Receipts	81017	50	945	--	--	83	25448	23
900-Deduct-Refunds	-166	--	--	--	--	--	--	24
Total: 80	80851	50	945	0	0	83	25448	25
Total: Receipts from Minor Irrigation	822801	475503	1020	3907	0	212	53198	26

No. 28-0702-ACCOUNT of RECEIPTS from MINOR IRRIGATION for the year ended 31st March, 2009

(In thousands of rupees)

Item No.	STATE GOVERNMENTS								Total
	Punjab	Rajasthan	Sikkim	Tamil Nadu	Tripura	Uttarakhand	Uttar Pradesh	West Bengal	
1	-	-	-	-	-	14397	92669	15063	284388
2	-	-	-	-	-	-	31175	80799	211039
3	-	-	-	-	-	-	-	-	9791
4	2	13339	-	-	-	248	6012	14113	907992
5	-	-	-	-	-	-	-	-	211
6	2	13339	0	0	0	14645	129856	109975	1413421
7	1001	140382	-	8277	-	-	77379	67879	316035
8	25	20000	-	64971	-	-	13343	21	119208
9	-	-130	-	-	-	-	-	-	-178
10	1026	160252	0	73248	0	0	90722	67900	435065
11	-	-	-	-	-	-	-	-	517
12	-	-	-	-	-	-	-	-	236
13	-	-	-	-	-	-	-	-	3692
14	6	-	-	-	-	-	10530	-	60020
15	-	-	-	-	-	-	-	-	0
16	6	0	0	0	0	0	10530	0	64465
17	-	-	-	-	-	-	-	-	588
18	-	-	-	-	-	-	-	-	6201
19	-	-	-	-	-	-	-	-	19
20	-	-	-	-	-	-	-	-	1563
21	0	0	0	0	0	0	0	0	8371
22	-	-	-	-	-	-	-	-	0
23	832	-	13775	-	7140	-	85409	25463	240162
24	-	-	-	-	-	-	-	-	-166
25	832	0	13775	0	7140	0	85409	25463	239996
26	1866	173591	13775	73248	7140	14645	316517	203338	2161318

Economic Services

No. 28-A-2702-ACCOUNT of EXPENDITURE on MINOR IRRIGATION for the year ended 31st March, 2009

(In thousands of rupees)

	Union Government	U.T. Govt. Püduchery	STATE GOVERNMENTS						Item No.	
			Andhra Pradesh	Arunachal Pradesh	Assam	Bihar	Chhattisgarh	NCT Delhi		Goa
01-Surface Water-										
001-Direction and Administration									1	
101-Water Tanks		15900						8660	2	
102-Lift Irrigation Scheme	600			20000	219247			77837	3	
103-Diversion Schemes		2440		445057					4	
104-Ayacut Development level Panchayats		8080							5	
191-Assistance to Local Bodies									6	
196-Assistance to Zila Parishads/ District level Panchayats	1600								7	
198-Assistance to Gram Panchayats									8	
502-Expenditure awaiting transferred to other head of account									9	
789-Special Component Plan for Scheduled Castes		2480							10	
794-Special Central Assistance for Tribal Sub-plan									11	
796-Tribal Area Sub-plan	611								12	
800-Other Expenditure		13505			21723		692		13	
911-Deduct-Recoveries of Overpayments									14	
Total: 01	2811	42405	0	465057	240970	0	692	0	86497	15
02-Ground Water-										
001-Direction & Administration		99038	39078						16	
005-Investigation	1405400		164984			580719		23327	17	
016-Subsidy							183732		18	
052-Machinery and Equipment									19	
103-Tube Wells					110277			600	20	
191-Assistance to Local Bodies									21	
789-Special Component Plan for SC		1696	17884				52763		22	
796-Tribal Area Sub-plan			2816				89098		23	
800-Other Expenditure				8931				19852	24	
911-Deduct-Recoveries of Overpayments		-13				-113			25	
Total: 02	1405400	100721	224762	8931	110277	580606	325593	0	43779	26
03-Maintenance-										
101-Water Tanks			820002				112454		27	
102-Lift-Irrigation Schemes			13250	44800			5595		28	
103-Tube Wells						1922526	4158		29	
789-Special Component Plan for Scheduled Castes									30	
796-Tribal Area Sub-plan									31	
800-Other Expenditure									32	
911-Recoveries of Overpayments									33	
Total : 03	0	0	833252	44800	0	1922526	122207	0	0	34
80-General-										
001-Direction and Administration	17972			257860	1203717		200	21973	18150	35
005-Investigation										36
052-Machinery and Equipment		1700		7800					1998	37
190-Assistance to Public Sector and Other Undertakings										38
191-Assistance to Municipal Corporation										39
196-Assistance to Zila Parishads/ District level Panchayats	27600									40
198-Assistance to Gram Panchayats										41
789-Special Component Plan for Scheduled Castes									351	42
796-Tribal Area Sub-plan									1400	43
799-Suspense					-3277					44
800-Other Expenditure	10098	47	272842	364678				72798	10393	45
911-Deduct-Recoveries of Overpayments										46
Total: 80	55670	1747	272842	630338	1200440	0	200	94771	32292	47
Total: Expenditure on Minor Irrigation	1463881	144873	1330856	1149126	1551687	2503132	448692	94771	162568	48
Charged			109							49
Voted	1463881	144873	1330747	1149126	1551687	2503132	448692	94771	162568	50

COMBINED FINANCE AND REVENUE ACCOUNTS OF THE UNION AND STATE GOVERNMENTS IN INDIA FOR THE YEAR 2008-09

No: 28-A-2702-ACCOUNT of EXPENDITURE on MINOR IRRIGATION for the year ended 31st March, 2009-Contd.

(In thousands of rupees)

Item No.	STATE GOVERNMENTS								Total carried over
	Gujarat	Haryana	Himachal Pradesh	Jammu and Kashmir	Jharkhand	Karnataka	Kerala	Madhya Pradesh	
1									273862
2						212502			237062
3						265732			583416
4	463319		69040						979856
5	6441								14521
6									0
7									1600
8									0
9									0
10									2480
11									0
12									611
13	9191						742264		787375
14									0
15	478951	0	69040	0	0	478234	1016126	0	2880783
16						400			138516
17		58155			466657	91644	188699		2979585
18									183732
19									0
20	16257								127134
21									0
22						152		26252	98747
23									91914
24	58591	484							87858
25							-629		-755
26	74848	58639	0	0	466657	92196	188070	26252	3706731
27	685256						262754		1880466
28	892030		250590				36745		1243010
29	402583								2329267
30									0
31								18970	18970
32									0
33									0
34	1979869	0	250590	0	0	0	299499	18970	5452743
35	387134		1489906	1343007		470314		682	5210915
36						37798	50		37848
37	15192					38707	-652		64745
38									0
39									0
40						199431			227031
41						6685			6685
42									351
43	712716		86773						800889
44				-81		-19585			-22943
45	14024		5120			29268		606992	1386260
46									0
47	1129066	0	1581799	1342926	0	762618	-602	607674	7711781
48	3662734	58639	1901429	1342926	466657	1333048	1503093	652896	19771008
49									109
50	3662734	58639	1901429	1342926	466657	1333048	1503093	652896	19770899

No. 28-A-2702-ACCOUNT of EXPENDITURE on MINOR IRRIGATION for the year ended 31st March, 2009-Contd.

(In thousands of rupees)

	Total brought forward	STATE GOVERNMENTS						Item No.
		Maharashtra	Manipur	Meghalaya	Mizoram	Nagaland	Orissa	
01-Surface Water-								
001-Direction and Administration	273862							1
101-Water Tanks	237062							2
102-Lift Irrigation Scheme	583416	6256						3
103-Diversion Schemes	979856			985	7127			4
104-Ayacut Development level Panchayats	14521	6817						5
191-Assistance to Local Bodies	0	800256						6
196-Assistance to Zila Parishads/ District level Panchayats	1600							7
198-Assistance to Gram Panchayats	0							8
502-Expenditure awaiting transferred to other head of account	0							9
789-Special Component Plan for Scheduled Castes	2480							10
794-Special Central Assistance for Tribal Sub-plan	0							11
796-Tribal Area Sub-plan	611	123511						12
800-Other Expenditure	787375	949622					460387	13
911-Deduct-Recoveries of Overpayments	0						5981	14
Total: 01	2880783	1886462	0	985	7127	0	454506	15
02-Ground Water-								
001-Direction & Administration	138516							16
005-Investigation	2979585	155836		240		6954	57376	17
016-Subsidy	183732	42						18
052-Machinery and Equipment	0							19
103-Tube Wells	127134							20
191-Assistance to Local Bodies		402624						21
789-Special Component Plan for Scheduled Castes	98747							22
796-Tribal Area Sub-plan	91914							23
800-Other Expenditure	87858							24
911-Deduct-Recoveries of Overpayments	-755	-95						25
Total: 02	3706731	558407	0	240	0	6954	57376	26
03-Maintenance-								
101-Water Tanks	1880466							27
102-Lift-Irrigation Schemes	1243010					55	644126	28
103-Tube Wells	2329267							29
789-Special Component Plan for Scheduled Castes	0						166542	30
796-Tribal Area Sub-plan	18970						240003	31
800-Other Expenditure	0						20000	32
911-Recoveries of Overpayments	0						-1544	33
Total: 03	5452743	0	0	0	55	0	1069127	34
80-General-								
001-Direction and Administration	5210915	738098	53924	111129	32329	48548	168506	35
005-Investigation	37848			2697				36
052-Machinery and Equipment	64745			393			-8101	37
190-Assistance to Public Sector and Other Undertakings	0							38
191-Assistance to Municipal Corporation	0	1215391						39
196-Assistance to Zila Parishads/ District level Panchayats	227031							40
198-Assistance to Gram Panchayats	6685							41
789-Special Component Plan for Scheduled Castes	351							42
796-Tribal Area Sub-plan	800889	468187						43
799-Suspense	-22943	-3817		(A)				44
800-Other Expenditure	1386260		1463	-1580			6247	45
911-Deduct-Recoveries of Overpayments	0	-8402		129627	364	626314		46
Total: 80	7711781	2409457	55387	242266	32693	674862	166652	47
Total: Expenditure of Minor Irrigation	19771008	4854326	55387	243491	39875	681816	1747661	48
Charged								49
Voted	19771008	4854326	55387	243491	39875	681816	1747661	50

(A) Mius figure is due to recoveries being more than expenditure during the year.

COMBINED FINANCE AND REVENUE ACCOUNTS OF THE UNION AND STATE GOVERNMENTS IN INDIA FOR THE YEAR 2008-09

No. 28-A-2702-ACCOUNT OF EXPENDITURE on MINOR IRRIGATION for the year ended 31st March, 2009-Concl'd.

Item No.	STATE GOVERNMENTS								Total
	Punjab	Rajasthan	Sikkim	Tamil Nadu	Tripura	Uttar Pradesh	Uttarakhand	West Bengal	
1	--	--	--	--	--	--	--	--	273862
2	--	--	--	--	--	--	--	--	237062
3	--	--	--	--	--	--	--	--	589672
4	--	--	34725	--	--	--	--	12011	1034704
5	--	--	--	--	--	--	--	--	21338
6	--	--	--	--	--	--	--	--	800256
7	--	39443	--	--	--	--	--	--	41043
8	--	--	--	--	--	--	--	--	0
9	--	--	--	--	--	--	--	--	0
10	--	--	48	--	--	--	--	--	2528
11	--	--	--	--	--	--	--	--	0
12	--	485207	2842	--	--	--	--	119	612290
13	--	--	--	--	--	77697	--	3467	2278548
14	--	--	--	--	--	--	--	--	-5881
15	0	524650	37615	0	0	77697	0	15597	5885422
16	--	--	--	160371	--	--	--	--	298887
17	--	110300	--	47719	--	298072	88187	90833	3835102
18	--	--	--	--	--	--	--	--	183774
19	--	--	--	26	--	--	--	--	26
20	--	--	--	77737	--	--	--	--	204871
21	--	--	--	--	--	--	--	--	402624
22	--	--	--	--	--	--	--	1039	99786
23	--	--	--	--	--	--	--	--	91914
24	--	2741	--	--	--	1138425	--	--	1229024
25	--	--	--	--	--	--	--	--	-850
26	0	113041	0	285853	0	1436497	88187	91872	6345158
27	--	--	--	257814	--	20988	98405	27861	2285534
28	84591	--	--	--	28915	494473	40045	866221	3401436
29	500353	407513	--	--	--	4434664	220077	709522	8601396
30	--	--	--	--	--	--	--	--	166542
31	--	--	--	--	--	--	--	--	258973
32	--	--	--	--	--	--	--	--	20000
33	--	--	--	--	--	--	--	--	-1544
34	584944	407513	0	257814	28915	4950125	358527	1603604	14732337
35	--	--	50288	17196	165717	--	--	409459	7006109
36	--	--	--	--	--	--	--	5995	46540
37	--	--	79	--	--	289	465	--	57870
38	--	--	--	--	--	--	--	235798	235798
39	--	--	--	--	--	--	--	--	1215391
40	--	--	943	--	--	--	--	--	227974
41	--	--	1828	--	--	--	--	--	8513
42	--	--	--	--	--	--	--	9500	9851
43	--	2500	--	--	--	--	--	--	1271576
44	--	--	-1103	--	78862	5514	--	156	61336
45	--	--	1358	--	--	3563702	47585	430967	6187640
46	--	--	--	--	--	--	--	-127	-8529
47	0	2500	53393	17196	244579	3569505	48050	1091748	16320069
48	584944	1047704	91008	560863	273494	10033824	494764	2802821	43282986
49	--	931	--	--	--	50	--	--	981
50	584944	1046773	91008	560863	273494	10033774	494764	2802821	43282005

No. 28-B-4702-ACCOUNT of CAPITAL OUTLAY on MINOR IRRIGATION during and to the end of the year 2008-09

	(In thousands of rupees)	
	During the year	To end of the year
UNION GOVERNMENT		
101-Surface Water	--	39238
102-Ground Water	20724	435897
800-Other Expenditure	32855 (A)	92854
Total: Union Government	53579	567989
UNION TERRITORY GOVERNMENT PUDUCHERRY		
101-Surface Water	40916	354859
789-Special Component Plan for Scheduled Castes	13600	83762
800-Other Expenditure	--	17544
Total: Government of Puducherry	54516	456165
STATE GOVERNMENTS		
ANDHRA PRADESH		
101-Surface Water	5478592	34563691
102-Ground Water-Tube Wells	--	102348
195-Investment in Co-operatives	--	1862
789-Special Component Plan for Scheduled Castes	122969	788146
796-Tribal Area Sub-plan	294199	1804450
800-Other Expenditure	--	2934578
Total: Government of Andhra Pradesh	5895760	40195075
ARUNACHAL PRADESH		
101-Surface Water	--	15599
800-Other Expenditure	81401	371525
Total: Government of Arunachal Pradesh	81401	387124
ASSAM		
001-Direction and Administration	2942	2616979
052-Machinery and Equipment	--	7741
101-Surface Water	769986	4944842
102-Ground Water	1443035	3368084
789-Special Component Plan for Scheduled Castes	--	95091
796-Tribal Area Sub-plan	28178	1991430
799-Suspense	--	26093
800-Other Expenditure	153251	2771724
Total: Government of Assam	2397392	15821984
BIHAR		
101-Surface Water	196663	2392647
102-Ground Water	205408	4891946
796-Tribal Area Sub-plan	--	1106673
799-Suspense	11600	-8686
Total: Government of Bihar	413671	8382580

(A) Includes expenditure of Rs. 296000 thousands on additional Central Assistance for Tsunami Rehabilitation Programme.

COMBINED FINANCE AND REVENUE ACCOUNTS OF THE UNION AND STATE GOVERNMENTS IN INDIA FOR THE YEAR 2008-09

No. 28-B-4702-ACCOUNT of CAPITAL OUTLAY on MINOR IRRIGATION during and to the end of the year 2008-09-Contd.

	(In thousands of rupees)	
	Expenditure	
	During the year	To end of the year
CHHATTISGARH		
101-Surface Water	1191532	7862210
102-Ground Water	911178	2673997
789-Special Component Plan for Scheduled Castes	148928	860813
794-Special Central Assistance for Tribal Sub-plan	--	5867
796-Tribal Area Sub-plan	1666225	6812026
800-Other Expenditure	--	714
Total: Government of Chhattisgarh	3917863	18215627
NCT DELHI		
800-Other Expenditure	18889	247058
Total: Government of NCT Delhi	18889	247058
GOA		
789-Special Component Plan for Scheduled Castes	4484	4484
796-ascheduled Tribe Development	27949	32529
800-Other Expenditure	334727	--
901-Deduct-Receipts and Recoveries on Capital Account	-7	-7
TOTAL: Government of Goa	367153	37006
GUJARAT		
001-Direction and Administration	--	4039
101-Surface Water	4541666	30564968
102-Ground Water	11535	909896
796-Tribal Area Sub-plan	768577	5728276
800-Other Expenditure	840099	2144878
911-Cancellation of Cheques	-1186	-1186
Total: Government of Gujarat	6160691	39350871
HARYANA		
102-Ground Water	--	319944
800-Other Expenditure	--	5187158
Total: Government of Haryana	0	5507102
HIMACHAL PRADESH		
052-Machinery and Equipment	--	17401
101-Surface Water	658397	3876241
102-Ground Water	225208	1723321
789-Special Component Plan for Scheduled Castes	261459	316650
796-Tribal Area Sub-plan	159528	1268720
799-Suspense	-57702	49851
800-Other Expenditure	13499	837646
Total: Government of Himachal Pradesh	1260389	8089830
JAMMU AND KASHMIR		
101-Surface Water	668063	2287682
102-Ground Water	--	1704
800-Other Expenditure	580023	2178155
Total: Government of Jammu and Kashmir	1248086	4467541

(A) Progressive expenditure includes Rs. 62640 thousands towards allocation of balance of AG Maharashtra accepted by Govt. of Gujarat.

Economic Services

No. 28-B-4702-ACCOUNT of CAPITAL OUTLAY on MINOR IRRIGATION during and to the end of the year 2008-09-Contd.

	(In thousands of rupees)	
	Expenditure	
	During the year	To end of the year
JHARKHAND		
101-Surface Water	121222	1502627
102-Ground Water	208356	717355
789-Special Component Plan for Scheduled Castes	76952	198099
796-Tribal Area Sub-plan	368713	1445973
799-Suspense	-1721	19103
Total: Government of Jharkhand	773522	3883157
KARNATAKA		
101-Surface Water	4073225	24846607
102-Ground Water	--	626721
190-Investments in Public Sector and Other Undertakings	--	7500
789-Special Component Plan for Scheduled Castes	--	21458
796-Tribal Area Sub-Plan	--	7483
800-Other Expenditure	254353	1822913
Total: Government of Karnataka	4327578	27332682
KERALA		
101-Surface Water	158885	3028436
102-Ground Water	--	32350
796-Tribal Area Sub-Plan	--	78611
Total: Government of Kerala	158885	3139397
MADHYA PRADESH		
101-Surface Water	2793921	19025087
102-Ground Water	25799	6153695
789-Special Component Plan for Scheduled Castes	208665	1305160
794-Special Central assistance for Tribal Sub-plan	--	93234
796-Tribal Area Sub-plan	1564732	13630161
800-Other Expenditure	4400	2154569
Total: Government of Madhya Pradesh	4597517	42361906
MAHARASHTRA		
101-Surface Water	108521	768233
102-Ground Water	--	16740
80-General		
001- Direction&Administration	9513	17389
190-Investments in Public Sector and Other Undertakings	1676528	8131704
796-Tribal Area Sub-plan	120377	4139105
797-Transfer to/from Reserve Funds and Deposit Accounts	--	-1082
800-Other Expenditure	353694	27885543
900-Deduct-Receipts and Recoveries on Capital Account	-17	-55
Total: Government of Maharashtra	2268616	40957577
MANIPUR		
101-Surface Water	38884	558756
102-Ground Water	2051	111422
800-Other Expenditure	531310	1511514
Total: Government of Manipur	572245	2181692

(A) Includes Rs. 18561159 thousands yet to be allocated between Madhya Pradesh and Chhattisgarh.

COMBINED FINANCE AND REVENUE ACCOUNTS OF THE UNION AND STATE GOVERNMENTS IN INDIA FOR THE YEAR 2008-09


No. 28-B-4702-ACCOUNT of CAPITAL OUTLAY on MINOR IRRIGATION during and to the end of the year 2008-09-Contd.

	(In thousands of rupees)	
	During the year	To end of the year
MEGHALAYA		
102-Ground Water	--	171
800-Other Expenditure	264080	954993
Total: Government of Meghalaya	264080	955164
MIZORAM		
101-Surface Water	640155	1651255
102-Ground Water	--	2497
103-River Division	--	--
800-Other Expenditure	--	193616
Total: Government of Mizoram	640155	1847368
NAGALAND		
001-Direction and Administration	--	2626
102-Ground Water	--	12055
800-Other Expenditure	89823	203352
Total: Government of Nagaland	89823	218033
ORISSA		
101-Surface Water	--	182587
102-Ground Water	7861	1186316
190-Investments in Public Sector and Other Undertakings	--	52597
789-Special Component Plan for Scheduled Castes	79672	126636
796-Tribal Area Sub-plan	335271	2755624
800-Other Expenditure	544415	6486824
Total: Government of Orissa	967219	10790584
PUNJAB		
101-Surface Water	--	22534
102-Ground Water	8522	191420
103-Integrated Utilization of Water Resources	1212	4289
799-Suspense	-1393	1212
800-Other Expenditure	361246	3172186
901-Deduct-Receipts and Recoveries on Capital Account	-2	-78
Total: Government of Punjab	369585	3391563
RAJASTHAN		
101-Surface Water	526298	8704546
102-Ground Water	--	272866
796-Tribal Area Sub-Plan	300362	2680138
800-Other Expenditure	907048	4451316
Total: Government of Rajasthan	1733708	16108866
SIKKIM		
800-Other Expenditure	1996	115588
Total: Government of Sikkim	1996	115588

No. 28-B-4702-ACCOUNT of CAPITAL OUTLAY on MINOR IRRIGATION during and to the end of the year 2008-09-Concl'd.

	(In thousands of rupees)	
	Expenditure	
	During the year	To end of the year
TAMIL NADU		
001-Direction and Administration	--	5
101-Surface Water	627577	5545667
102-Ground Water	308425	556683
190-Investments in Public Sector and other Undertakings	--	3150
800-Other Expenditure	43125	793889
Total: Government of Tamil Nadu	979127	6899394
TRIPURA		
101-Surface Water	234415	2054144
102-Ground Water	--	114952
800-Other Expenditure-	1288	362856
Total: Government of Tripura	235703	2531952
UTTAR PRADESH		
101-Surface Water	325905	3141935
102-Ground Water	1953886	17826102
799-Suspense	-46451	-203507
800-Other Expenditure	180613	1444412
901-Deduct-Receipts and Recoveries on Capital Accounts	--	-22064
Total: Government of Uttar Pradesh	2413953	22186878 (A)
UTTARAKHAND		
101-Surface Water	--	--
102-Ground Water	--	--
796-Tribal Area Sub-Plan	--	25959
799-Suspense	--	-3502
800-Other Expenditure	2685153	8342351
901-Deduct-Receipts and Recoveries on Capital Account	--	--
Total: Government of Uttarakhand	2685153	8364808
WEST BENGAL		
101-Surface Water	87420	1917340
102-Ground Water	67221	2038615
190-Investments in Public Sector and Other Undertakings	--	119900
789-Special Component Plan for Scheduled Castes	297166	870236
796-Tribal Area Sub-Plan	72725	372825
800-Other Expenditure	756115	2561368
Total: Government of West Bengal	1280647	7880284
Total: Capital Outlay on Minor Irrigation	46228902	342872845

(A) Includes Rs. 13199277 thousands retained in Uttar Pradesh pending allocation between Uttar Pradesh and Uttarakhand.



No. 28-C-6702-ACCOUNT of LOANS for MINOR IRRIGATION showing the amounts ADVANCED and REPAYD during the year ended 31st March, 2009 and the BALANCES of such LOANS at the commencement and at the end of the year 2008-09-Contd.

Item No.	STATE GOVERNMENTS								Total carried over
	Gujarat	Haryana	Himachal Pradesh	Jammu and Kashmir	Jharkhand	Karnataka	Kerala	Madhya Pradesh	
1						9537			9537
2									0
3									0
4	0	0	0	0	0	9537	0	0	9537
5						10142			70959
6									0
7									0
8	0	0	0	0	0	10142	0	0	70959
9									0
10									0
11									0
12	0	0	0	0	0	0	0	0	0
13								1931	37631
14									0
15									0
16	0	0	0	0	0	0	0	1931	37631
17	257852	1763065				43456		1311	3602821
18									0
19									0
20	257852	1763065	0	0	0	43456	0	1311	3602821
21	257852	1763065	0	0	0	63135	0	3242	3720948
22	0	0	0	0	0	0	0	0	0
23	0	0	0	0	0	0	0	0	0
24	257852	1763065	0	0	0	63135	0	3242	3720948
25		24							24

Loans and Advances

No. 28-C-6702-ACCOUNT of LOANS for MINOR IRRIGATION showing the amounts ADVANCED and REPAYED during the year ended 31st March, 2009 and the BALANCES of such LOANS at the commencement and at the end of the year 2008-09-Contd.

	Total brought forward	STATE GOVERNMENTS						Item No.
		Maharashtra	Manipur	Meghalaya	Mizoram	Nagaland	Orissa	
(In thousands of rupees)								
101-Surface Water-								
Balance 1st April, 2008	9537	86135	--	--	--	--	495	1
Advanced during the year	0	--	--	--	--	--	--	2
Repaid during the year	0	--	--	--	--	--	--	3
Balance 31st March, 2009	9537	86135	0	0	0	0	495	4
102-Ground Water-								
Balance 1st April, 2008	70959	--	--	--	--	--	--	5
Advanced during the year	0	--	--	--	--	--	--	6
Repaid during the year	0	--	--	--	--	--	--	7
Balance 31st March, 2009	70959	0	0	0	0	0	0	8
190-Loans to Public Sector and other Undertakings-								
Balance 1st April, 2008	0	22255	--	--	--	--	--	9
Advanced during the year	0	--	--	--	--	--	--	10
Repaid during the year	0	--	--	--	--	--	--	11
Balance 31st March, 2009	0	22255	0	0	0	0	0	12
796-Tribal Area Sub-plan-								
Balance 1st April, 2008	37631	--	--	--	--	--	--	13
Advanced during the year	0	--	--	--	--	--	--	14
Repaid during the year	0	--	--	--	--	--	--	15
Balance 31st March, 2009	37631	0	0	0	0	0	0	16
800-Other Loans-								
Balance 1st April, 2008	3602821	78400	--	--	--	--	23481	17
Advanced during the year	0	--	--	--	--	--	5765	18
Repaid during the year	0	74	--	--	--	--	110	19
Balance 31st March, 2009	3602821	78326	0	0	0	0	29136	20
Total: Loans for Minor Irrigation-								
Balance 1st April, 2008	3720948	186790	0	0	0	0	23976	21
Advanced during the year	0	0	0	0	0	0	5765	22
Repaid during the year	0	74	0	0	0	0	110	23
Balance 31st March, 2009	3720948	186716	0	0	0	0	29631	24
Interest received and credited to revenue	24	--	--	--	--	--	--	25

No. 28-C-6702-ACCOUNT of LOANS for MINOR IRRIGATION showing the amounts ADVANCED and REPAYD during the year ended 31st March, 2009 and the BALANCES of such LOANS at the commencement and at the end of the year 2008-09-Concid.

(In thousands of rupees)

Item No.	STATE GOVERNMENTS								Total
	Punjab	Rajasthan	Sikkim	Tamil Nadu	Tripura	Uttar Pradesh	Uttarakhand	West Bengal	
1	--	--	--	--	--	--	--	--	96167
2	--	--	--	--	--	--	--	--	0
3	--	--	--	--	--	--	--	--	0
4	0	0	0	0	0	0	0	0	96167
5	--	45794	--	-25222	--	--	--	1	91532
6	--	--	--	--	--	--	--	--	0
7	--	30	--	-24394	--	--	--	0	-24364
8	0	45764	0	-828	0	0	0	1	115896
9	--	--	--	2291	--	--	--	--	24546
10	--	--	--	--	--	--	--	--	0
11	--	--	--	--	--	--	--	--	0
12	0	0	0	2291	0	0	0	0	24546
13	--	--	--	--	--	--	--	--	37631
14	--	--	--	--	--	--	--	--	0
15	--	--	--	--	--	--	--	--	0
16	0	0	0	0	0	0	0	0	37631
17	--	--	--	-1	--	157421	-14	--	3862108
18	--	--	--	--	--	--	--	--	5765
19	--	--	--	--	--	--	--	--	184
20	0	0	0	(A) -1	0	157421	(A) -14	0	3867689
21	0	45794	0	-22932	0	157421	-14	1	4111984
22	0	0	0	0	0	0	0	0	5765
23	0	30	0	-24394	0	0	0	0	-24180
24	0	45764	0	1462	0	157421	-14	1	4141929
25	--	7	--	--	--	--	--	--	31

(A) Minus Balances are under examination

Loans and Advances

No. 29-A-2705-ACCOUNT of EXPENDITURE on COMMAND AREA DEVELOPMENT for the year ended 31st March, 2009.

(In thousands of rupees)

	Union Government	STATE GOVERNMENTS						Item No.
		Andhra Pradesh	Arunachal Pradesh	Assam	Bihar	Chhattisgarh	NCT Delhi	
@ Irrigation Projects								1
001-Direction and Administration		14313			319467			2
101-Nagarjuna Sagar Project (Right Canal)								3
102-Nagarjuna Sagar Project (Left Canal)								4
103-Srirama Sagar Project		1672						5
104-Command Area Development Programme								6
105-Ayacut Development								7
106-Grant to Rajasthan bhoomi vikas nigam for repayment of arrears of banks								8
109-Tamirabarani River Basin								9
111-Krishnagiri Reservoir Project								10
112-Palae-Parandalar Project								11
113-Gandana and Ramanadhi Irrigation System								12
114-Nambiyar River Basin System								13
115-Patchaiyar River Basin System								14
116-Manimuthar Irrigation System								15
117-Ananaimaduru System								16
118-Chinnar Reservoir System								17
119-Maruthandhi System.								18
190-Assistance to Public Sector and Other Undertakings								19
426-Command Area Development Authority Augangaba								20
196-Assistance to Zila Parishads/Distt. level Panchayats								21
198-Assistance to Gram Panchayats								22
200-Other Schemes		37715						23
427-Command Area Development Authority, Pune								24
201-Tungbhadra Project								25
428-Command Area Development Authority, Solapur								26
202-Maloprabha Ghata Project								27
430-Command Area Development Authority, Jalgaon								28
203-Couvery Basin Project								29
431-Command Area Development Authority, Nagpur								30
204-Upper Krishna Project								31
434-Command Area Development Authority, Beed								32
205-Bhakra Project								33

@ For details see concerned Finance Accounts.

No. 29-A-2705-ACCOUNT of EXPENDITURE on COMMAND AREA DEVELOPMENT for the year ended 31st March, 2009-Contd.

Item No.	STATE GOVERNMENTS								Total carried over
	Gujarat	Haryana	Himachal Pradesh	Jammu and Kashmir	Jharkhand	Karnataka	Kerala	Madhya Pradesh	
1	-	199000	-	144432	-	-	-	7882	351314
2	-	-	-	-	303	1209	-	-	335292
3	-	-	-	-	894	-	46982	-	47876
4	-	-	-	-	-	-	-	-	0
5	-	-	-	-	-	-	-	-	1672
6	-	-	-	-	-	-	-	-	0
7	-	-	-	-	-	-	-	-	0
8	-	-	-	-	-	-	-	-	0
9	-	-	-	-	-	-	-	-	0
10	-	-	-	-	-	-	-	-	0
11	-	-	-	-	-	-	-	-	0
12	-	-	-	-	-	-	-	-	0
13	-	-	-	-	-	-	-	-	0
14	-	-	-	-	-	-	-	-	0
15	-	-	-	-	-	-	-	-	0
16	-	-	-	-	-	-	-	-	0
17	-	-	-	-	-	-	-	-	0
18	-	-	-	-	-	-	-	-	0
19	-	657600	-	-	-	-	-	-	657600
20	-	-	-	-	-	-	-	-	0
21	-	-	-	-	-	-	-	-	0
22	-	-	-	-	-	-	-	-	0
23	-	-	-	-	-	-	-	-	37715
24	-	-	-	-	-	-	-	-	0
25	-	-	-	-	-	98550	-	-	98550
26	-	-	-	-	-	-	-	-	0
27	-	-	-	-	-	114840	-	-	114840
28	-	-	-	-	-	-	-	-	0
29	-	-	-	-	-	86293	-	-	86293
30	-	-	-	-	-	-	-	-	0
31	-	-	-	-	-	105270	-	-	105270
32	-	-	-	-	-	-	-	-	0
33	-	-	-	-	-	94557	-	-	94557

Economic Services

No. 29-A-2705-ACCOUNT of EXPENDITURE on COMMAND AREA DEVELOPMENT for the year ended 31st March, 2009.

	Total brought forward	STATE GOVERNMENTS						Item No.
		Maharashtra	Manipur	Meghalaya	Mizoram	Nagaland	Orissa	
@ Irrigation Projects	351314	—	—	—	—	—	—	1
001-Direction and Administration	335292	13566	16232	—	—	—	178264	2
101-Nagarjuna Sagar Project (Right Canal)	47876	—	—	—	—	—	—	3
102-Nagarjuna Sagar Project (Left Canal)	0	—	—	—	—	—	3094	4
103-Srirama Sagar Project	1672	—	—	—	—	—	7041	5
104-Command Area Development Programme	0	—	—	—	—	—	1727	6
105-Ayacut Development	0	—	—	—	—	—	1637	7
106-Grant to Rajasthan bhoomi vikas nigam for repayment of arrears of banks	0	—	—	—	—	—	6031	8
109-Tamirabarani River Basin	0	—	—	—	—	—	—	9
111-Krishnagiri Reservoir Project	0	—	—	—	—	—	—	10
112-Palae-Parandalar Project	0	—	—	—	—	—	—	11
113-Gandana and Ramanadhi Irrigation System	0	—	—	—	—	—	—	12
114-Nambiyar River Basin System	0	—	—	—	—	—	—	13
115-Patchaiyar River Basin System	0	—	—	—	—	—	—	14
116-Manimuthar Irrigation System	0	—	—	—	—	—	—	15
117-Ananaimaduru System	0	—	—	—	—	—	—	16
118-Chinnar Reservoir System	0	—	—	—	—	—	—	17
119-Maruthandhi System	0	—	—	—	—	—	—	18
190-Assistance to Public Sector and Other Undertakings	657600	—	—	—	—	—	—	19
426-Command Area Development Authority, Aurangabad	0	6021	—	—	—	—	—	20
196-Assistance to Zila Parishads/Distt. level Panchayats	0	—	—	—	—	—	—	21
198-Assistance to Gram Panchayats	0	—	—	—	—	—	—	22
200-Other Schemes	37715	—	—	—	—	—	—	23
427-Command Area Development Authority, Pune	0	54870	—	—	—	—	—	24
201-Tungbhadra Project	98550	—	—	—	—	—	—	25
428-Command Area Development Authority, Solapur	0	11417	—	—	—	—	—	26
202-Maloprabha Ghata Project	114840	—	—	—	—	—	—	27
430-Command Area Development Authority, Jalgaon	0	8497	—	—	—	—	—	28
203-Couvery Basin Project	86293	—	—	—	—	—	—	29
431-Command Area Development Authority, Nagpur	0	570	—	—	—	—	—	30
204-Upper Krishna Project	105270	—	—	—	—	—	—	31
434-Command Area Development Authority, Beed	0	18091	—	—	—	—	—	32
205-Bhakra Project	94557	—	—	—	—	—	—	33

@ For details see concerned Finance Accounts.

COMBINED FINANCE AND REVENUE ACCOUNTS OF THE UNION AND STATE GOVERNMENTS IN INDIA FOR THE YEAR 2008-09

No. 29-A-2705-ACCOUNT OF EXPENDITURE on COMMAND AREA DEVELOPMENT for the year ended 31st March, 2009-Contd.

(In thousands of rupees)

Item No.	STATE GOVERNMENTS								Total
	Punjab	Rajasthan	Sikkim	Tamil Nadu	Tripura	Uttar Pradesh	Uttarakhand	West Bengal	
1				170313					521627
2									543354
3		121841	60						169777
4		51767							54861
5									8713
6									1727
7									1637
8		176878							182909
9									0
10									0
11									0
12									0
13									0
14									0
15									0
16									0
17									0
18									0
19									657600
20									6021
21		645	90						735
22			210						210
23									37715
24									54870
25									98550
26									11417
27									114840
28									8497
29									86293
30									570
31									105270
32									18091
33									94557

Economic Services

No. 29-A-2705-ACCOUNT of EXPENDITURE on COMMAND AREA DEVELOPMENT for the year ended 31st March, 2009- Contd.

	Union Government	STATE GOVERNMENTS							Item No.
		Andhra Pradesh	Arunachal Pradesh	Assam	Bihar	Chhattisgarh	NCT Delhi	Goa	
437-S.E Thana Irrigation Circle	-	-	-	-	-	-	-	-	1
206-Hasdeo Kharana and Manijan Command Area Dev. Authority	-	-	-	-	-	-	-	-	2
207-Bargi Command Area Development	-	-	-	-	-	-	-	-	3
439- S.E nanded Irrigation Circle Nanded	-	-	-	-	-	-	-	-	4
209-Mahanadi Command Area Dev. Authority	-	-	-	-	-	19828	-	-	5
210-Madhy Pradesh Composit Project.	-	-	-	-	-	15486	-	-	6
313-Command Area Development Under Mining Irrigation	-	-	-	-	-	-	-	-	7
502-Expenditure awaiting transferred to other head of account	-	-	-	-	-	-	-	-	8
602-Command Area Kashmir	-	-	-	-	-	-	-	-	9
603-Command Area Jammu	-	-	-	-	-	-	-	-	10
701-Area Development Commissioner, Ahmedabad	-	-	-	-	-	-	-	-	11
704-Area Development Commissioner, Surat	-	-	-	-	-	-	-	-	12
705-Secretary Command Area Development Authority	-	-	-	-	-	-	-	-	13
796-Tribal Area Sub-plan	-	-	-	-	-	-	-	-	14
789-Special Component Plan for Scheduled Caste	-	-	-	-	-	-	-	-	15
800-Other Expenditure	-	-	25000	16177	-	-	-	39996	16
911- Deduct-Recoveries of overpayments	-	-	-	-	-	-	-	-	17
Total: Expenditure on Command Area Development	0	53700	25000	16177	319467	35314	0	39996	18
Charged	-	-	-	-	-	-	-	-	19
Voted	0	53700	25000	16177	319467	35314	0	39996	20

COMBINED FINANCE AND REVENUE ACCOUNTS OF THE UNION AND STATE GOVERNMENTS IN INDIA FOR THE YEAR 2008-09

No. 29-A-2705-ACCOUNT of EXPENDITURE on COMMAND AREA DEVELOPMENT for the year ended 31st March, 2009-Contd.

(In thousands of rupees)

Item No.	STATE GOVERNMENTS								Total carried over
	Gujarat	Haryana	Himachal Pradesh	Jammu and Kashmir	Jharkhand	Karnataka	Kerala	Madhya Pradesh	
1	--	--	--	--	--	--	--	--	0
2	--	--	--	--	--	89400	--	--	89400
3	--	--	--	--	--	--	--	--	0
4	--	--	--	--	--	--	--	--	0
5	--	--	--	--	--	--	--	--	19828
6	--	--	--	--	--	--	--	--	15486
7	--	--	--	--	--	--	--	--	0
8	--	--	--	--	--	--	--	--	0
9	--	--	--	--	--	--	--	--	0
10	--	--	--	--	--	--	--	--	0
11	375	--	--	--	--	--	--	--	375
12	13450	--	--	--	--	--	--	--	13450
13	49697	--	--	--	--	--	--	--	49697
14	32879	--	--	--	--	--	--	--	32879
15	--	26000	--	--	--	--	--	--	26000
16	--	--	--	10934	--	2766	1840	4068	100781
17	--	--	--	--	--	--	--	--	0
18	96401	882600	0	155366	1197	592885	48822	11950	2279218
19	--	--	--	--	--	--	--	--	0
20	96401	882600	0	155366	1197	592885	48822	11950	2279218

Economic Services

No. 29-A-2705-ACCOUNT of EXPENDITURE on COMMAND AREA DEVELOPMENT for the year ended 31st March, 2009- Contd.

	Total brought forward	STATE GOVERNMENTS						Item No.
		Maharashtra	Manipur	Meghalaya	Mizoram	Nagaland	Orissa	
437-S.E Thana Irrigation Circle	0	--	--	--	--	--	--	1
206-Hasdeo Kharana and Manijan Command Area Dev. Authority	89400	--	--	--	--	--	--	2
207-Bargi Command Area Development	0	--	--	--	--	--	--	3
439- S.E nanded Irrigation Circle Nanded	0	24083	--	--	--	--	--	4
209-Mahanadi Command Area Dev. Authority	19828	--	--	--	--	--	--	5
210-Madhya Pradesh Composit Project	15486	--	--	--	--	--	--	6
313-Command area Development Under Mining Irrigation	0	--	--	--	--	--	--	7
502-Expenditure awating transferred to other head of account	0	--	--	--	--	--	--	8
602-Command Area Kashmir	0	--	--	--	--	--	--	9
603-Command Area Jammu	0	--	--	--	--	--	--	10
701-Area Development Commissioner, Ahmedabad	375	--	--	--	--	--	--	11
704-Area Development Commissioner, Surat	13450	--	--	--	--	--	--	12
705-Secretary Command Area Development Authority	49697	--	--	--	--	--	--	13
796-Tribal Area Sub-plan	32879	--	--	--	--	--	161871	14
789-Special Component Plan for Scheduled Caste	26000	--	--	--	--	--	73855	15
800-Other Expenditure	100781	--	85738	--	1501	--	39008	16
911- Deduct-Recoveries of overpayments	0	--	--	--	--	--	-55	17
Total: Expenditure on Command	2278875	137115	101970	0	1501	0	472473	18
Charged	--	--	--	--	--	--	--	19
Voted	2278875	137115	101970	0	1501	0	472473	20

COMBINED FINANCE AND REVENUE ACCOUNTS OF THE UNION AND STATE GOVERNMENTS IN INDIA FOR THE YEAR 2008-09

No. 29-A-2705-ACCOUNT of EXPENDITURE on COMMAND AREA DEVELOPMENT for the year ended 31st March, 2009-Concl'd.

(In thousands of rupees)

Item No.	STATE GOVERNMENTS								Total
	Punjab	Rajasthan	Sikkim	Tamil Nadu	Tripura	Uttar Pradesh	Uttarakhand	West Bengal	
1	-	-	-	-	-	-	-	-	0
2	-	-	-	-	-	-	-	-	89400
3	-	-	-	-	-	-	-	-	0
4	-	-	-	-	-	-	-	-	24083
5	-	-	-	-	-	-	-	-	19828
6	-	-	-	-	-	-	-	-	15486
7	-	-	-	-	-	-	-	-	0
8	-	-	-	-	-	-	-	-	0
9	-	-	-	-	-	-	-	-	0
10	-	-	-	-	-	-	-	-	0
11	-	-	-	-	-	-	-	-	375
12	-	-	-	-	-	-	-	-	13450
13	-	-	-	-	-	-	-	-	49697
14	-	-	620	-	-	-	-	-	195370
15	-	-	80	-	-	-	-	-	99935
16	-	-	-	3630	-	1235422	15000	45281	1526361
17	-	-	-	-	-	-	-	-	-55
18	0	351131	1060	173943	0	1235422	15000	45281	4814116
19	-	-	-	-	-	-	-	-	0
20	0	351131	1060	173943	0	1235422	15000	45281	4814116

Economic Services

No. 29-B-4705-ACCOUNT of CAPITAL OUTLAY on COMMAND AREA DEVELOPMENT during and to the end of the year 2008-09

	(In thousands of rupees)	
	Expenditure	
	During the year	To end of the year
UNION GOVERNMENT		
101- Daman Ganga Command Area Development	--	43226
201-D.N.H.Command Area Development	3962	27661
Total: Union Government	3962	70887
STATE GOVERNMENTS		
ANDHRA PRADESH		
101-Nagarjuna Sagar Project Command Area	15774	128749
102-Sriram Sagar Project Command Area	38952	1202613
103-Srisaralam Sagar Project Command Area	19610	439207
104-Tungbhangra Project Command Area	--	46669
200-Other Schemes	--	479036
796-Tribal Area Sub-Plan	--	57814
800-Other Expenditure	--	5916
Total: Government of Andhra Pradesh	74336	2360004
ASSAM		
800-Other Expenditure	35977	926239
Total: Government of Assam	35977	926239
BIHAR		
190-Investments in Public Sector and Other Undertakings	--	5800
Total: Government of Bihar	0	5800
CHHATTISGARH		
200- Other Schemes	371419	1342612
Total: Government of Chhattisgarh	371419	1342612
GOA		
800-Other Expenditure	6533	254752
901-Deduct-Receipts and Recoveries on Capital Account	-25	-25
Total: Government of Goa	6508	254727
GUJARAT		
800-Other Expenditure	--	1
Total: Government of Gujarat	0	1
HIMACHAL PRADESH		
301-Giri Bata Project	--	32415
302-Bodh Vally Project	--	24614
303-Bhabour Sahib Project Phase - I	--	7820
304-Bhabour Sahib Project Phase - II	--	37417
305-Command Area development Under Minor Irrigation Scheme	--	48908
313-Miscellaneous Schemes (B)	17629	251449
Total: Government of Himachal Pradesh	17629	402623
JAMMU AND KASHMIR		
602-Command Area Kashmir	101651	101651
603-Command Area Jammu	16202	16202
800-Other Expenditure	48383	48383
Total: Government of Jammu and Kashmir	166236	166236
KARNATAKA		
195-Investments in Co-operative Societies Share Capital Investment in Water user Co-operative Societies	--	5000
800-Other Expenditure	52767	52767
Total: Government of Karnataka	52767	57767
MADHYA PRADESH		
101-Projects	114665	1238178
190-Investments in Public Sector and other Undertakings	--	54904
796-Tribal Area Sub Plan	--	2455
800-Other Expenditure	--	79
Total: Government of Madhya Pradesh	114665	1295616
MANIPUR		
800-Other Expenditure	44266	113136
Total: Government of Manipur	44266	113136
MIZORAM		
800-Other Expenditure	--	243
Total: Governemtn of Mizoram	0	243

(A) Includes Rs. 4034 thousands yet to be allocated between Madhya.Pradesh and Chhattisgarh.

COMBINED FINANCE AND REVENUE ACCOUNTS OF THE UNION AND STATE GOVERNMENTS IN INDIA FOR THE YEAR 2008-09

No. 29-B-4705-ACCOUNT of CAPITAL OUTLAY on COMMAND AREA DEVELOPMENT during and to the end of the year 2008-09-Concid.

	(In thousands of rupees)	
	Expenditure	
	During the year	To end of the year
PUNJAB		
800-Other Expenditure	640160	4639058
Total : Government of Punjab	640160	4639058
RAJASTHAN		
101-Development of Indira Gandhi Canal Area	312110	11496019
102-Development of Chambal Area	72288	1329327
103-Bhakra and Ganga Area Development	56726	290881
104-Mohi Bajaj Sagar	-	39393
105-Ayacut Development	88693	684526
106-Development of Bilaspur Area	39193	46482
796-Tribal Area Sub-plan	-	30
Total: Government of Rajasthan	569010	13886658
TAMIL NADU		
101-Construction of Cauvery Muket Complex in command area	-	146125
102-Cauvery	259441	767482
103-Tambirapareni River Basin	-	96969
105-Polar Poranddlar Project	-	8835
106-Gadana & Ramandhi Irrigaion Scheme	-	49327
107-Nambiyar River Basin System	-	43697
108-Patchiyar River Basin System	-	33774
109-Manimuther Irrigation Scheme	-	82004
110-Aanameduvu System	-	16719
111-Chinuer Research System	-	13932
112-Maruthenedhi System	-	19472
113-Wellington Reservoir Project	19518	19518
114-Thirukoilur Anicut Project	13819	13819
115-Gundar, Chitar Karuppanathi Project	40260	40260
116-Vanar Reservoir Project	13020	13020
117-Ichambadi Project	6510	6510
118-Kodiveri Anicut Project	13017	13017
Total: Government of Tamil Nadu	365585	1384480
TRIPURA		
001-Direction & Administration	-	6324
Total: Government of Tripura	0	6324
UTTAR PRADESH		
190-Investments in Public Sector and other Undertakings	-	119636
901-Deduct-Receipts and Recoveries on Capital Account	-	-227
		(A)
Total: Government of Uttar Pradesh	0	119409
WEST BENGAL		
789-Special Component Plan for Scheduled Castes	22198	56672
796-Tribal area sub-plan	5465	15664
799-Stores Suspense	-	2064
800-Other Expenditure	60875	768706
Total: Government of West Bengal	88538	843106
Total: Capital Outlay on Command Area Development	2551058	27874926

(A) Figures represent balances of composite State of Uttar Pradesh yet to be allocated between Uttar Pradesh and Uttarakhand.

No. 29-C-6705-ACCOUNT of LOANS for COMMAND AREA DEVELOPMENT showing the amounts ADVANCED and REPAYED during the year ended 31st March, 2009 and the BALANCES of such LOANS at the commencement and at the end of the year 2008-09-Contd.

Item No.	STATE GOVERNMENTS									Total carried over
	Gujarat	Haryana	Himachal Pradesh	Jammu and Kashmir	Jharkhand	Karnataka	Kerala	Madhya Pradesh		
1	-	-	-	-	-	-	-	-	-	0
2	-	-	-	-	-	-	-	-	-	0
3	-	-	-	-	-	-	-	-	-	0
4	0	0	0	0	0	0	0	0	0	0
5	-	-	-	-	-	-	-	38547	-	496351
6	-	-	-	-	-	-	-	-	-	0
7	-	-	-	-	-	-	-	-	-	0
8	0	0	0	0	0	0	0	38547	-	496351
9	-4	-	-	-	-	34121	-	1124	-	35707
10	-	-	-	-	-	-	-	-	-	0
11	-5 (A)	-	-	-	-	-	-	1	-	-4
12	1	0	0	0	0	34121	-	1123	-	35711
13	-4	0	0	0	0	34121	0	39671	-	532058
14	0	0	0	0	0	0	0	0	-	0
15	-5	0	0	0	0	0	0	1	-	-4
16	1	0	0	0	0	34121	0	39670	-	532062
17	-	-	-	-	-	-	-	-	-	0

(A) Minus balance is under investigation.

Loans and Advances

No. 29-C-6705-ACCOUNT of LOANS for COMMAND AREA DEVELOPMENT showing the amounts ADVANCED and REPAID during the year ended 31st March, 2009 and the BALANCES of such LOANS at the commencement and at the end of the year 2008-09-Contd..

	Total brought forward	STATE GOVERNMENTS						Item No.
		Maharashtra	Manipur	Meghalaya	Mizoram	Nagaland	Orissa	
(In thousands of rupees)								
001-Area Development-								
Balance 1st April, 2008	0	--	--	--	--	--	2750	1
Advanced during the year	0	--	--	--	--	--	--	2
Repaid during the year	0	--	--	--	--	--	--	3
Balance 31st March, 2009	0	0	0	0	0	0	2750	4
190-Loans to Public Sector and other Undertakings-								
Balance 1st April, 2008	496351	44614	--	--	--	--	--	5
Advanced during the year	0	--	--	--	--	--	--	6
Repaid during the year	0	--	--	--	--	--	--	7
Balance 31st March, 2009	496351	44614	0	0	0	0	0	8
800-Other Loans-								
Balance 1st April, 2008	35707	--	--	--	--	--	27366	9
Advanced during the year	0	--	--	--	--	--	--	10
Repaid during the year	-4	--	--	--	--	--	--	11
Balance 31st March, 2009	35711	0	0	0	0	0	27366	12
Total: Loans for Command Area Development-								
Balance 1st April, 2008	532058	44614	0	0	0	0	30116	13
Advanced during the year	0	0	0	0	0	0	0	14
Repaid during the year	-4	0	0	0	0	0	0	15
Balance 31st March, 2009	532062	44614	0	0	0	0	30116	16
Interest received and credited to revenue	0	--	--	--	--	--	--	17

No. 29-C-6705-ACCOUNT of LOANS for COMMAND AREA DEVELOPMENT showing the amounts ADVANCED and REPAYED during the year ended 31st March, 2009 and the BALANCES of such LOANS at the commencement and at the end of the year 2008-09-Concl'd.

Item No.	STATE GOVERNMENTS								Total
	Punjab	Rajasthan	Sikkim	Tamil Nadu	Tripura	Uttar Pradesh	Uttarakhand	West Bengal	
1	--	--	--	--	--	--	--	--	2750
2	--	--	--	--	--	--	--	--	0
3	--	--	--	--	--	--	--	--	0
4	0	0	0	0	0	0	0	0	2750
5	2505752	--	--	--	--	20968	-17	--	3067668
6	--	--	--	--	--	--	--	--	0
7	--	--	--	--	--	--	--	--	0
8	2505752	0	0	0	0	20968	(A) -17	0	3067668
9	--	146552	--	753090	--	740584	-25	8241	1711515
10	--	--	--	--	--	--	--	--	0
11	--	--	--	6	--	--	--	--	2
12	0	146552	0	753084	0	740584	(A) -25	8241	1711513
13	2505752	146552	0	753090	0	761552	-42	8241	4781933
14	0	0	0	0	0	0	0	0	0
15	0	0	0	6	0	0	0	0	2
16	2505752	146552	0	753084	0	761552	-42	8241	4781931
17	--	--	--	--	--	--	--	15	15

(A) Adverse Balances are due to non apportionment of balances of the composite state.

Loans and Advances

No. 30-A-2711-ACCOUNT of EXPENDITURE on FLOOD CONTROL AND DRAINAGE for the year ended 31st March, 2009.

	Union Government	U.T. Govt. Puduchery	STATE GOVERNMENTS							Item No.
			Andhra Pradesh	Arunachal Pradesh	Assam	Bihar	Chhattisgarh	NCT Delhi	Goa	
(In thousands of rupees)										
01-Flood Control-										
001-Direction and Administration	8093	--	--	--	835518	952111	--	182125	--	1
052-Machinery and Equipment	--	--	--	--	65635	--	--	45046	--	2
103-Civil Works	--	1109	--	--	194005	--	--	--	20378	3
196- Assistance to Ailla Parishads/ District Level Panchayats	--	--	--	--	--	--	--	--	--	4
198- Assistance to Gram Pahchayats	--	--	--	--	--	--	--	--	--	5
789-Special Component Plan for Scheduled Castes	--	6096	--	--	--	--	--	--	--	6
799-Suspense	--	--	--	--	--	8435	--	--	--	7
800-Other Expenditure	1704708	--	6139	53000	--	1000	--	--	--	8
911-Deduct Overpayment	--	--	--	--	--	-41	--	--	--	9
Total: 01	1712801	7205	6139	53000	1095158	961505	0	227171	20378	10
02-Anti Sea Erosion Projects-										
103-Civil Works	--	--	--	--	--	--	--	--	6277	11
800-Other Expenditure	39980	--	--	--	--	--	--	--	--	12
Total: 02	39980	0	0	0	0	0	0	0	6277	13
03-Drainage-										
001-Direction and Administration	--	--	--	--	--	--	--	--	--	14
005-Survey and Investigation	--	--	--	--	--	--	--	--	--	15
052-Machinery and Equipment	--	--	--	--	--	--	--	389057	--	16
103-Civil Works	--	2100	1030220	--	--	--	--	--	4232	17
789-Scheduled Castes Development Schemes	--	--	--	--	--	--	--	--	660	18
796-Scheduled Tribe Development Schemes	--	--	--	--	--	--	--	--	3296	19
797-Transfer to/from Reserve Funds and Deposit Accounts	--	--	19	--	--	--	--	--	--	20
799-Suspense	--	--	--	--	--	--	--	--	--	21
800-Other Expenditure	--	6270	--	--	--	155597	--	462	--	22
902-Deduct-Amount met from Delta Area Drainage Cess Fund	--	--	--	--	--	--	--	--	--	23
Total: 03	0	8370	1030239	0	0	155597	0	389519	8188	24
80-General-										
004-Research	--	--	--	--	--	--	--	--	--	25
005-Survey and Investigation	--	--	--	--	--	--	--	--	--	26
800-Other Expenditure	--	--	--	--	--	--	--	--	--	27
Total: 80	0	0	0	0	0	0	0	0	0	28
Total: Expenditure on Flood Control and Drainage	1752781	15575	1036378	53000	1095158	1117102	0	616690	34843	29
Charged	--	--	244298	--	--	--	--	--	--	30
Voted	1752781	15575	792080	53000	1095158	1117102	0	616690	34843	31

COMBINED FINANCE AND REVENUE ACCOUNTS OF THE UNION AND STATE GOVERNMENTS IN INDIA FOR THE YEAR 2008-09

No. 30-A-2711-ACCOUNT of EXPENDITURE on FLOOD CONTROL AND DRAINAGE for the year ended 31st March, 2009-Contd.

(In thousands of rupees)

Item No.	STATE GOVERNMENTS								Total carried over
	Gujarat	Haryana	Himachal Pradesh	Jammu and Kashmir	Jharkhand	Karnataka	Kerala	Madhya Pradesh	
1	2656	--	--	347688	42045	--	--	--	2370236
2	31175	--	--	140	--	--	--	--	141996
3	258405	--	--	--	--	--	192775	--	666672
4	--	--	--	--	--	--	--	--	0
5	--	--	--	--	--	--	--	--	0
6	--	--	--	--	--	--	--	--	6096
7	--	--	8843	--	--	--	--	--	17278
8	--	--	2329	--	--	--	--	--	1767176
9	--	--	--	--	--	--	--	--	41
10	292236	0	11172	347828	42045	0	192775	0	4969454
11	--	--	--	--	--	4085	95368	--	105730
12	--	--	--	--	--	--	16243	--	56223
13	0	0	0	0	0	4085	111611	0	161953
14	--	--	--	--	--	--	--	--	0
15	--	--	--	--	--	--	--	--	0
16	--	--	--	--	--	--	--	--	389057
17	132468	--	--	--	--	--	--	--	1169020
18	--	--	--	--	--	--	--	--	660
19	--	--	--	--	--	--	--	--	3296
20	--	--	--	--	--	--	--	--	19
21	--	--	--	--	--	--	--	--	0
22	--	--	--	--	--	--	--	--	162329
23	--	--	--	--	--	--	--	--	0
24	132468	0	0	0	0	0	0	0	1724381
25	--	--	--	--	--	--	--	--	0
26	--	--	--	--	--	--	--	--	0
27	--	--	--	--	--	--	--	--	0
28	0	0	0	0	0	0	0	0	0
29	424704	0	11172	347828	42045	4085	304386	0	6855747
30	2686	--	--	--	--	--	--	--	246984
31	422018	0	11172	347828	42045	4085	304386	0	6608763

Economic Services

No. 30-A-2711-ACCOUNT of EXPENDITURE on FLOOD CONTROL AND DRAINAGE for the year ended 31st March, 2009-Contd.

(In thousands of rupees)

	Total brought forward	STATE GOVERNMENTS						Item No.
		Maharashtra	Manipur	Meghalaya	Mizoram	Nagaland	Orissa	
01-Flood Control-								
001-Direction and Administration	2370236		75277					1
052-Machinery and Equipment	141996							2
103-Civil Works	666672			6343				3
196- Assistance to Ailla Parishads/ District Level Panchayats	0							4
198- Assistance to Gram Pahchayats	0							5
789-Special Component Plan for Scheduled Castes	6096							6
799-Suspense	17278							7
800-Other Expenditure	1767176		24471				1119743	8
	-41							9
Total: 01	4969454	0	99748	6343	0	0	1119743	10
02-Anti Sea Erosion Projects-								
103-Civil Works	105730							11
800-Other Expenditure	56223						113505	12
Total: 02	161953	0	0	0	0	0	113505	13
03-Drainage-								
001-Direction and Administration	0	51284					39317	14
005-Survey and Investigation	0							15
052-Machinery and Equipment	389057							16
103-Civil Works	1169020	29618						17
789-Scheduled Castes Development Schemes	660							18
796-Scheduled Tribe Development Schem	3296							19
797-Transfer to/from Reserve Funds and Deposit Accounts	19							20
799-Suspense	0							21
800-Other Expenditure	162329						444	22
902-Deduct-Amount met from Delta Area Drainage Cess Fund	0							23
Total: 03	1724381	80902	0	0	0	0	39761	24
80-General-								
004-Research	0							25
005-Survey and Investigation	0							26
800-Other Expenditure	0							27
Total: 80	0	0	0	0	0	0	0	28
Total: Expenditure on Flood Control and Drainage	6855747	80902	99748	6343	0	0	1273009	29
Charged	246984							30
Voted	6608763	80902	99748	6343	0	0	1273009	31

No. 30-A-2711-ACCOUNT of EXPENDITURE on FLOOD CONTROL AND DRAINAGE for the year ended 31st March, 2009-Concl'd.

Item No.	STATE GOVERNMENTS								Total
	Punjab	Rajasthan	Sikkim	Tamil Nadu	Tripura	Uttar Pradesh	Uttarakhand	West Bengal	
1	578235	--	--	--	56120	--	--	49213	3129081
2	--	--	--	--	--	--	--	19193	161189
3	--	--	168296	--	--	280968	30902	358693	1511874
4	--	--	2400	--	--	--	--	--	2400
5	--	--	5600	--	--	--	--	--	5600
6	--	--	--	--	--	--	--	--	6096
7	-16533	--	--	--	--	--	--	-2381	-1636
8	--	--	1600	72032	15316	--	--	1810	3002148
9	--	--	--	--	--	--	--	--	-41
10	561702	0	177896	72032	71436	280968	30902	426528	7816752
11	--	--	--	--	--	--	--	--	105730
12	--	--	--	--	--	--	--	--	169728
13	0	0	0	0	0	0	0	0	275458
14	--	--	--	--	--	--	--	24060	114661
15	--	--	--	--	--	--	--	--	0
16	--	--	--	--	--	--	--	18535	407592
17	--	--	--	--	--	68272	--	253121	1520031
18	--	--	--	--	--	--	--	--	660
19	--	--	--	--	--	--	--	--	3296
20	--	--	--	--	--	--	--	--	19
21	--	--	--	--	--	--	--	2146	2146
22	--	--	--	8051	--	--	--	323974	494798
23	--	--	--	--	--	--	--	--	0
24	0	0	0	8051	0	68272	0	621836	2543203
25	--	--	--	--	--	--	--	2339	2339
26	--	--	--	--	--	--	--	1803	1803
27	--	--	--	--	--	--	--	--	0
28	0	0	0	0	0	0	0	4142	4142
29	561702	0	177896	80083	71436	349240	30902	1052506	10639514
30	--	--	--	--	--	--	--	2161	249145
31	561702	0	177896	80083	71436	349240	30902	1050345	10390369

No. 30-B-4711-ACCOUNT of CAPITAL OUTLAY on FLOOD CONTROL Projects during and to the end of the year 2008-09

	(In thousands of rupees)	
	Expenditure	
	During the year	To end of the year
UNION GOVERNMENT		
01-Flood Control-		
103-Civil Works	--	2494
800-Other Expenditure	65575	638156
02-Anti-sea Erosion Project-		
052- Machinery and Equipment	--	9449
103-Civil Works	100406	444055
796- Tribal Area Sub-plan	9400	9400
800-Other Expenditure	1565	307615
03-Drainage-		
001-Direction and Administration	--	5537
052-Machinery and Equipment	--	609
103-Civil Works	--	--
799-Suspense	--	-8472
800-Other Expenditure	--	361210
Total: Union Government	176946	1770053
UNION TERRITORY GOVERNMENT		
PUDUCHERRY		
01-Flood Control-		
103-Civil Works	26441	372369
789-Special Component Plan for Scheduled Castes	3055	51155
800-Other Expenditure	--	20498
02-Anti-sea Erosion Project-		
103-Civil Works	--	84917
03- Drainage -		
103-Civil Works	16860	188044
789-Special Component Plan for Scheduled Castes	852	14342
800- Other Expenditure	85486	919491
901-Deduct-Receipts and Recoveries on Capital Account	-4	-4
Total: Government of Puducherry	132690	1650812
STATE GOVERNMENTS		
ANDHRA PRADESH		
01- Flood Control-		
103-Civil Works	1819347	6456035
03-Drainage-		
001-Direction and Administration	(A) -7795	773894
103-Civil Works	283060	7170927
Total: Government of Andhra Pradesh	2094612	14400856

(A) Reasons for minus figure have not been intimated by the Department..

No. 30-B-4711-ACCOUNT of CAPITAL OUTLAY on FLOOD CONTROL Projects during and to the end of the year 2008-09-Contd.

	(In thousands of rupees)	
	During the year	To end of the year
ARUNACHAL PRADESH		
01-Flood Control-		
001-Direction and Administration	26600	139610
052-Machinery and Equipment	-	3516
800-Other Expenditure	626108	1284863
02-Anti-sea Erosion Project-		
800-Other Expenditure	-	51362
Total: Government of Arunachal Pradesh	652708	1479351
ASSAM		
01-Flood Control-		
001-Direction and Administration	2228	26301
052-Machinery and Equipment	-	2835
103-Civil Works	1951799	9203806
799-Suspense	-	11162
800-Other Expenditure	-	2968285
Total: Government of Assam	1954027	12212389
BIHAR		
01-Flood Control-		
001-Direction and Administration	2344818	9316513
201- North Bihar Flood Control Project-	-	6015885
202-South Bihar Flood Control Project	-	815316
203-Priority Flood Control Project	-	1901978
799-suspense	83979	206457
800-Other Expenditure	3299619	5304162
901-Deduct-Receipts and Recoveries on Capital Account	-	-6110
03-Drainage-		
800-Other Expenditure	-	265884
Total: Government of Bihar	5728416	29820023
CHHATTISGARH		
01-Flood Control-		
103-Civil Works	33371	108090
800-Other Expenditure	-	-
Total: Government of Chhattisgarh	33371	108090

No. 30-B-4711-ACCOUNT of CAPITAL OUTLAY on FLOOD CONTROL Projects during and to the end of the year 2008-09-Contd.

	(In thousands of rupees)	
	Expenditure	
	During the year	To end of the year
NCT DELHI		
01-Flood Control-		
800-Other Expenditure	32436	336387
03-Drainage-		
799-Suspense	--	7308
800-Other Expenditure	417926	4314749
Total: Government of NCT Delhi	450362	4658444
GOA		
01-Flood Control-		
103-Civil Works	150468	356120
789- Special Component Plan for Scheduled Castes	1052	1052
796-Tribal Area Sub-Plan	6704	6704
02-Anti-Sea Erosion Works-		
103-Civil Works	144216	292835
03-Drainage-		
103-Civil Works	54216	212490
800-Other Expenditure	--	24191
Total: Government of Goa	356656	893392
GUJARAT		
01-Flood Control-		
001-Direction and Administration	19832	62336
052-Machinery and Equipment	--	779
103-Civil Works	567846	1665068
799-Suspense	--	516
800-Other Expenditure	-8	30182
03-Drainage-		
001-Direction and Administration	80025	1085023
052-Machinery and Equipment	--	10253
103-Civil Works	92396	1202470
799-Suspense	--	739
Total: Government of Gujarat	760091	4057366
HARYANA		
01-Flood Control-		
201-Drainage and Flood Control Project	810458	3729152
202-Ujjine diversion Drain Scheme	--	485952
203-Anti Water - Logging System	--	57049
204-Minor Irrigation Scheme	--	12429
205-Jagadhari Tubewell Project	--	11301
206-Installation of 128 Tubewell in Western Yamuna Canal Tract	--	6494
207-Gurgoan Canal Project	--	15111
208-Drainage Project	--	37862
209-Investigation and Research Scheme	--	10734
210-Massani Barrage Project	--	346470
299-Other Schemes each costing Rs. one Crore and less	--	14828
800-Other Expenditure	--	1229668
Total: Government of Haryana	810458	5957050
HIMACHAL PRADESH		
01-Flood Control-		
052-Machinery and Equipment	--	213
789- Special Component Plan for Scheduled Castes	71891	83250
796-Tribal Area Sub-Plan	39217	235815
799-Suspense	--	2908
800-Other Expenditure	125088	1382066
Total: 01	236196	1704252

COMBINED FINANCE AND REVENUE ACCOUNTS OF THE UNION AND STATE GOVERNMENTS IN INDIA FOR THE YEAR 2008-09

No. 30-B-4711-ACCOUNT of CAPITAL OUTLAY on FLOOD CONTROL Projects during and to the end of the year 2008-09-Contd.

	(In thousands of rupees)	
	Expenditure	
	During the year	To end of the year
HIMACHAL PRADESH		
03-Drainage-		
796-Tribal Area Sub-Plan	--	181
800-Other Expenditure	--	9128
Total: Government of Himachal Pradesh	236196	1713561
JAMMU AND KASHMIR		
01-Flood Control-		
001-Direction and Administration	12863	140711
052-Machinery and Equipment	--	1503
103-Civil Works	560827	3213597
799-Suspense	--	-485
800-Other Expenditure	2789	111325
02-Anti-sea Erosion Project-		
001-Direction and Administration	--	3428
052-Machinery and Equipment	--	147
103-Civil Works	--	601
800-Other Expenditure	--	71377
03-Drainage		
001-Direction and Administration	--	159
103-Civil Works	--	601
800-Other Expenditure	--	5
Total: Government of Jammu and Kashmir	576479	3542969
JHARKHAND		
01-Flood Control		
103-Civil Works	--	17938
796-Tribal area sub-plan	57132	207703
901-Deduct-Receipts and Recoveries on Capital Account	--	-200000
Total: Government of Jharkhand	57132	25641
KARNATAKA		
01-Flood Control		
103-Civil Works	241485	1078384
02-Anti-sea Erosion Project-		
001-Direction and Administration	8089	91044
103-Civil Works	83315	1016968
Total: Government of Karnataka	332889	2186396
KERALA		
01-Flood Control-		
001-Direction and Administration	50110	195789
052-Machinery and Equipment	3508	21245
103-Civil Works	16523	810786
02-Anti-sea Erosion Project-		
001-Direction and Administration	--	472636
052-Machinery and Equipment	--	62417
103-Civil Works	1038490	3838095
800-Other Expenditure	--	64823
Total: Government of Kerala	1108631	5465791

No. 30-B-4711-ACCOUNT of CAPITAL OUTLAY on FLOOD CONTROL Projects during and to the end of the year 2008-09-Contd.

	(In thousands of rupees)	
	Expenditure	
	During the year	To end of the year
MADHYA PRADESH		
01-Flood Control-		
103-Civil Works	28854	174830
800-Other Expenditure	97640	450689
Total: Government of Madhya Pradesh	126494	625519
MAHARASHTRA		
01-Flood Control-		
103-Civil Works	62024	355583
190-Investments in Public Sector and other Undertakings	139682	291992
800-Other Expenditure	4279	4279
02-Anti-sea Erosion Project-		
001-Direction and Administration	--	--
103-Civil Works	--	303524
800-Other Expenditure	259546	727967
03-Drainage-		
103-Civil Works	8037	219053
190-Investments in Public sector and other Undertakings	--	--
Total: Government of Maharashtra	473568	1902398
MANIPUR		
01-Flood Control-		
103-Civil Works	643009	1261802
106-Original Works	--	178621
800-Other Expenditure	--	130350
Total: Government of Manipur	643009	1570773
MEGHALAYA		
01-Flood Control-		
001-Direction and Administration	--	631
052-Machinery and Equipment	--	6
103-Civil Works	53882	476907
799-Suspense	--	24
800-Other Expenditure	--	--
Total: Government of Meghalaya	53882	477568
MIZORAM		
02-Anti-sea Erosion Project-		
800-Other Expenditure	110819	179019
Total: Government of Mizoram	110819	179019
ORISSA		
01-Flood Control-		
001-Direction and Administration	--	4363
052-Machinery and Equipment	--	916
103-Civil Works	208289	1579534
789-Special Component plan for Scheduled Castes	204792	205954
796- Tribal Area Sub-plan	40238	40238
800-Other Expenditure	--	1037476
02-Anti-sea Erosion Project-		
001-Direction and Administration	--	288
052-Machinery and Equipment	--	113
103-Civil Works	9589	167760
789-Special Component plan for Scheduled Castes	980	3079
03-Drainage-		
001-Direction and Administration	--	68587
052-Machinery and Equipment	--	10
103-Civil Works	268391	1028184
789-Special Component plan for Scheduled Castes	3586	5731
796- Tribal Area Sub-plan	7938	7938
Total: Government of Orissa	743803	4150171

(A) Includes Rs. 176222 (thousands) yet to be allocated between Madhya Pradesh and Chhatisgarh.

COMBINED FINANCE AND REVENUE ACCOUNTS OF THE UNION AND STATE GOVERNMENTS IN INDIA FOR THE YEAR 2008-09


No. 30-B-4711-ACCOUNT of CAPITAL OUTLAY on FLOOD CONTROL Projects during and to the end of the year 2008-09-Contd.

	(In thousands of rupees)	
	During the year	To end of the year
PUNJAB		
01-Flood Control-		
001-Direction and Administration	260452	1001693
103-Civil Works	9251	2249328
799-Suspense	-10031	219174
901-Deduct-Receipts and Recoveries on Capital Account	-780	-5955
03-Drainage-		
001-Direction and Administration	253218	1133283
103-Civil Works	940193	7502694
799-Suspense	54771	254653
901-Deduct-Receipts and Recoveries on Capital Account	-5097	-41648
Total: Government of Punjab	1501977	12313222
RAJASTHAN		
01-Flood Control-		
001-Direction and Administration	5321	70482
002-Bharatpur Flood Control	--	--
003-Flood Control in other Distt.	--	--
052-Machinery and Equipment	--	332
103-Civil Works	11049	1640617
800-Other Expenditure	--	--
799-Suspense	-147	7510
Total: Government of Rajasthan	16223	1718941
SIKKIM		
01-Flood Control		
800-Other Expenditure	40625	120649
03-Drainage		
103-Civil Works	6206	38414
Total Govt. of Sikkim	46831	159063
TAMIL NADU		
01-Flood Control-		
001-Direction and Administration	--	11
103-Civil Works	390963	1161529
800-Other Expenditure	22623	318611
02-Anti-sea Erosion Project-		
001-Direction and Administration	--	8549
103-Civil Works	99558	1566591
03-Drainage-		
103-Civil Works	--	69955
Total: Government of Tamil Nadu	513144	3125246

No. 30-B-4711-ACCOUNT of CAPITAL OUTLAY on FLOOD CONTROL Projects during and to the end of the year 2008-09-Concl'd.

	(In thousands of rupees)	
	Expenditure	
	During the year	To end of the year
TRIPURA		
01-Flood Control-		
001-Direction and Administration	1097	223666
799-Suspense	--	-575
800-Other Expenditure	91118	949470
Total: Government of Tripura	92215	1172561
UTTAR PRADESH		
01-Flood Control-		
052-Machinery and Equipment	23957	152654
103-Civil Works	3354750	18259192
104-Drainage in Industrial Estates	--	4826
799-Suspense	--	-6892
03-Drainage-		
052-Machinery and Equipment	5609	22667
103-Civil Works	1733330	2943688
799-Suspense	194814	472968
800-Other Expenditure	--	-344933
Total: Government of Uttar Pradesh	3752460	21504170
UTTARAKHAND		
01 Flood Control		
103-Civil Works	180851	1362835
796-Tribal Area Sub-Plan	--	--
Total: Government of Uttarakhand	180851	1362835
WEST BENGAL		
01-Flood Control-		
103-Civil Works-	465967	9156106
789-Special Component plan for Scheduled Castes	470531	1504011
796-Tribal Area sub plan	218316	499628
800-Other Expenditure	--	149076
02-Anti-sea Erosion Project-		
103-Civil Works	23919	188477
03-Drainage-		
103-Civil Works	168731	5461096
789-Special Component plan for Scheduled Castes	12468	17731
796- Tribal Areas Sub Plan	18681	22329
Total: Government of West Bengal	1378613	16998454
Total: Capital Outlay on Flood Control Project	25095553	151202186

(A) Includes Rs. 4568052 thousands yet to be allocated between Uttar Pradesh and Uttarakhand.



No. 31-0801-ACCOUNT of RECEIPTS from POWER for the year ended 31st March, 2009.

	(In thousands of rupees)									
	Union Government	U.T. Govt. Puducherry	Andhra Pradesh	Arunachal Pradesh	Assam	Bihar	Chhattisgarh	NCT Delhi	Goa	Item No.
01-Hydel Generation-										
101-Machkund Hydro-Electric (Joint) Scheme	--	--	2469	--	--	--	--	--	--	1
102-Tungabhadra Hydro Electric Power	--	--	34715	--	--	--	--	--	--	2
103-Rangoli Power Project	--	--	776	--	--	--	--	--	--	3
107-Vaitarna Dam Fort Power House	--	--	--	--	--	--	--	--	--	4
108-Bhira Hydro Electric Project	--	--	--	--	--	--	--	--	--	5
110-Pench Hydro Electric Project	--	--	--	--	--	--	--	--	--	6
201-Hydro electric Project	--	--	--	--	--	--	--	--	--	7
203-Karnataka Power Transmission Corporation Ltd.	--	--	--	--	--	--	--	--	--	8
800-Other Receipts	535	--	62755	1180029	--	--	--	--	--	9
900-Deduct-Refunds	--	--	--	--	--	--	--	--	--	10
02-Thermal Power Generation-										
101-Badarpur Thermal Power Projects	3258887	--	--	--	--	--	--	--	--	11
800-Other Receipts	--	--	--	--	--	--	--	--	--	12
03-Nuclear Power Generation-										
101-Rajasthan Atomic Power Station	5958203	--	--	--	--	--	--	--	--	13
104-Lease Charges of Fuel	7144342	--	--	--	--	--	--	--	--	14
800-Other Receipts	18350	--	--	--	--	--	--	--	--	15
04-Diesel/Gas Power Generation-										
101-Power House at Car Nicobar	24442	--	--	--	--	--	--	--	--	16
102-Supply of Electricity in Lakshadweep	57408	--	--	--	--	--	--	--	--	17
103-Receipt from other Power Houses at Port Blair	603577	--	--	--	--	--	--	--	--	18
800-Other Receipts	--	--	--	4916792	--	--	--	--	--	19
05-Transmission and Distribution-										
101-Sale of Power	--	5420330	--	--	--	--	--	--	9632361	20
102-Chandigarh Electric Scheme	3683974	--	--	--	--	--	--	--	--	21
800-Other Receipts	766004	38698	56939	--	--	--	41249	148300	--	22
900-Deduct-Refunds	--	--	--	--	--	--	--	--	-3	23
06-Rural Electrification-										
800-Other Receipts	--	--	--	--	--	--	--	--	--	24
80-General-										
800-Other Receipts	162769	--	--	623	--	--	68480	86340	--	25
900-Deduct-Refunds	--	--	--	--	--	--	--	--	--	26
Total : Receipts from Power	21678491	5459028	157654	6097444	0	0	0	109729	9866998	27

No. 31-0801-ACCOUNT of RECEIPTS from POWER for the year ended 31st March, 2009.-Contd.

Item No.	STATE GOVERNMENTS								Total carried over
	Gujarat	Haryana	Himachal Pradesh	Jammu and Kashmir	Jharkhand	Karnataka	Kerala	Madhya Pradesh	
1	--	--	--	--	--	--	--	--	2469
2	--	--	--	--	--	--	--	--	34715
3	--	--	--	--	--	--	--	--	776
4	--	--	--	--	--	--	--	--	0
5	--	--	--	--	--	--	--	--	0
6	--	--	--	--	--	--	--	--	0
7	--	--	--	--	--	789604	--	--	789604
8	--	--	--	--	--	--	--	--	0
9	--	2997	12554300	--	--	38657	--	4	13839277
10	--	--	--	--	--	--	--	--	0
11	--	--	--	--	--	--	--	--	3258887
12	--	--	--	--	--	--	--	--	0
13	--	--	--	--	--	--	--	--	5958203
14	--	--	--	--	--	--	--	--	7144342
15	--	--	--	--	--	--	--	--	18350
16	--	--	--	--	--	--	--	--	24442
17	--	--	--	--	--	--	--	--	57408
18	--	--	--	--	--	--	--	--	603577
19	--	--	--	--	--	--	--	--	4916792
20	--	--	--	--	--	--	--	--	15052691
21	--	--	--	--	--	--	--	--	3683974
22	--	--	--	5979	--	--	--	--	1057169
23	--	--	--	--	--	-16	--	--	-19
24	--	--	--	995931	--	--	--	--	995931
25	775218	23664	--	5297904	--	--	--	224	6415222
26	--	--	--	--	--	--	--	--	0
27	775218	26661	12554300	6299814	0	828245	0	228	63853810

No: 31-0801-ACCOUNT of RECEIPTS from POWER for the year ended 31st March, 2009.-Contd.

	Total brought forward	(In thousands of rupees)						Item No.
		STATE GOVERNMENTS						
		Maharashtra	Manipur	Meghalaya	Mizoram	Nagaland	Orissa	
01-Hydel Generation-								
101-Machkund Hydro-Electric (Joint) Scheme	2469	--	--	--	--	--	--	1
102-Tungabhadra Hydro Electric Power	34715	--	--	--	--	--	--	2
103-Rangoli Power Project	776	--	--	--	--	--	--	3
107-Vaitarna Dam Fort Power House	0	--	--	--	--	--	--	4
108-Bhira Hydro Electric Project	0	--	--	--	--	--	--	5
110-Pench Hydro Electric Project	0	--	--	--	--	--	--	6
201-Hydro electric Project	789604	--	--	--	--	--	--	7
203-Karnataka Power Transmission Corporation Ltd.	0	--	--	--	--	--	--	8
800-Other Receipts	13839277	4097731	84	--	--	604883	--	9
900-Deduct-Refunds	0	--	--	--	--	--	--	10
02-Thermal Power Generation-								
101-Badarpur Thermal Power Projects	3258887	--	--	--	--	--	--	11
800-Other Receipts	0	--	--	--	--	--	--	12
03-Nuclear Power Generation-								
101-Rajasthan Atomic Power Station	5958203	--	--	--	--	--	--	13
104-Lease Charges of Fuel	7144342	--	--	--	--	--	--	14
800-Other Receipts	18350	--	--	--	--	--	--	15
04-Diesel/Gas Power Generation-								
101-Power House at Car Nicobar	24442	--	--	--	--	--	--	16
102-Supply of Electricity in Lakshadweep	57408	--	--	--	--	--	--	17
103-Receipt from other Power Houses at Port Blair	603577	--	--	--	--	--	--	18
800-Other Receipts	4916792	--	3139	--	--	--	--	19
05-Transmission and Distribution-								
101-Sale of Power	15052691	--	--	--	--	--	--	20
102-Chandigarh Electric Scheme	3683974	--	--	--	--	--	--	21
800-Other Receipts	1057169	--	--	--	916703	427352	--	22
900-Deduct-Refunds	-19	--	--	--	--	--	--	23
06-Rural Electrification-								
800-Other Receipts	995931	--	--	--	--	--	--	24
80-General-								
800-Other Receipts	6415222	35060	879620	--	17314	82631	6318	25
900-Deduct-Refunds	0	--	--	--	--	--	--	26
Total : Receipts from Power	63853810	4132791	882843	0	934017	1114866	6318	27

No. 31-0801-ACCOUNT of RECEIPTS from POWER for the year ended 31st March, 2009.-Concl'd.

(In thousands of rupees)

Item No.	STATE GOVERNMENTS								Total
	Punjab	Rajasthan	Sikkim	Tamil Nadu	Tripura	Uttarakhand	Uttar Pradesh	West Bengal	
1									2469
2									34715
3									776
4									0
5									0
6									0
7									789604
8									0
9			1547423			8	670559		20759965
10									0
11									3258887
12									0
13									5958203
14									7144342
15									18350
16									24442
17									57408
18									603577
19								71	4920002
20									15052691
21									3683974
22									2401224
23									-19
24						3	1043132	4622505	6661571
25		32951				24			7469140
26									0
27	0	32951	1547423	0	35	1713691	4622505	71	78841321

Economic Services

No. 31-A-2801-ACCOUNT of EXPENDITURE on POWER for the year ended 31st March, 2009.

(In thousands of rupees)

	Union Government	U.T. Govt. Puducherry	STATE GOVERNMENTS							Item No.
			Andhra Pradesh	Arunachal Pradesh	Assam	Bihar	Chhattisgarh	NCT Delhi	Goa	
01-Hydel Generation-										
001-Direction and Administration	16892	--	50117	--	--	--	--	--	--	1
052-Machinery and Equipment	--	--	--	--	--	--	--	--	--	2
101-Purchase of Power	--	--	--	1124973	--	--	--	--	--	3
102-Machhkund Hydro Electric Joint Scheme	--	--	14175	--	--	--	--	--	--	4
103-Tungabhadra Hydro Electric Joint Scheme	--	--	83436	--	--	--	--	--	--	5
104-Balimela Dam (Joint) Project	--	--	18916	--	--	--	--	--	--	6
105-Srisaillam Hydro Electric Scheme	--	--	169353	--	--	--	--	--	--	7
106-Machhkund Hydro electric project	--	--	--	--	--	--	--	--	--	8
789-Special Component Plan for Scheduled Castes	--	--	--	--	--	--	--	--	--	9
796-Tribal Area Sub-Plan	--	--	--	--	--	--	--	--	--	10
799-Suspense	--	--	--	--	--	--	--	--	--	11
800- Other Expenditure	--	--	--	--	--	--	--	--	--	12
911- Deduct-Recoveries of Overpayments	--	--	--	--	--	--	--	--	--	13
Total: 01	16892	0	335997	1124973	0	0	0	0	0	14
02-Thermal Power Generation-										
001-Direction and Administration	35845	--	--	--	--	--	--	--	--	15
101-Purchase of Power	--	--	--	--	--	--	--	--	--	16
102-Badarpur Thermal Power Station	998831	--	--	--	--	--	--	--	--	17
797-Transfer to/from Reserve Funds and Deposit Accounts	--	--	--	--	--	--	--	--	--	18
800-Other Expenditure	--	--	--	--	--	--	--	--	--	19
Total: 02	1034676	0	0	0	0	0	0	0	0	20
03-Nuclear Power Generation-										
101-Fuel Inventory	10109896	--	--	--	--	--	--	--	--	21
103-Waste Management	313768	--	--	--	--	--	--	--	--	22
104-Rajasthan Atomic Power Station	743951	--	--	--	--	--	--	--	--	23
800-Other Expenditure	9050	--	--	--	--	--	--	--	--	24
Total: 03	11176665	0	0	0	0	0	0	0	0	25
04-Diesel/Gas Power Generation-										
001-Direction and Administration	32778	--	--	--	--	--	--	--	--	26
052- Machinery and Equipment	--	--	--	--	--	--	--	--	--	27
101-Power House at Phoenix Bay	(A) -79700	--	--	--	--	--	--	--	--	28
102-Power House at Chatham	271757	--	--	--	--	--	--	--	--	29
103-Other Power House	592197	--	--	--	--	--	--	--	--	30
104-Supply of Electricity in Lakshadweep	516960	--	--	--	--	--	--	--	--	31
799-Suspense	--	--	--	--	--	--	--	--	--	32
800-Other Expenditure	696399	--	--	--	--	--	--	--	--	33
911-Deduct-Recoveries of Overpayments	-3051	--	--	--	--	--	--	--	--	34
Total: 04	2027330	0	0	0	0	0	0	0	0	35

(A) Minus expenditure is on account of more recoveries in reduction of expenditure in comparison to actual expenditure.

COMBINED FINANCE AND REVENUE ACCOUNTS OF THE UNION AND STATE GOVERNMENTS IN INDIA FOR THE YEAR 2008-09

No. 31-A-2801-ACCOUNT of EXPENDITURE on POWER for the year ended 31st March, 2009.-Contd.

(In thousands of rupees)

Item No.	STATE GOVERNMENTS								Total carried over
	Gujarat	Haryana	Himachal Pradesh	Jammu and Kashmir	Jharkhand	Karnataka	Kerala	Madhya Pradesh	
1	--	--	--	6353	--	--	--	113699	187061
2	--	--	--	--	--	--	--	--	0
3	--	--	--	18613331	--	--	--	--	19738304
4	--	--	--	--	--	--	--	--	14175
5	--	--	--	--	--	--	--	--	83436
6	--	--	--	--	--	--	--	--	18916
7	--	--	--	--	--	--	--	--	169353
8	--	--	--	--	--	--	--	--	0
9	--	--	--	--	138672	--	--	--	138672
10	--	--	--	--	588500	--	--	--	588500
11	--	--	--	--	--	--	--	--	0
12	--	--	--	--	342828	--	--	--	342828
13	--	--	--	--	--	--	--	--	0
14	0	0	0	18619684	1070000	0	0	113699	21281245
15	--	--	--	--	--	--	--	--	35845
16	--	--	--	--	--	--	--	--	0
17	--	--	--	--	--	--	--	--	998831
18	--	--	--	--	--	--	--	--	0
19	--	--	--	--	--	--	--	--	0
20	0	0	0	0	0	0	0	0	1034676
21	--	--	--	--	--	--	--	--	10109896
22	--	--	--	--	--	--	--	--	313768
23	--	--	--	--	--	--	--	--	743951
24	--	--	--	--	--	--	--	--	9050
25	0	0	0	0	0	0	0	0	11176665
26	--	--	--	--	--	--	--	--	32778
27	--	--	--	--	--	--	--	--	0
28	--	--	--	--	--	--	--	--	-79700
29	--	--	--	--	--	--	--	--	271757
30	--	--	--	--	--	--	--	--	592197
31	--	--	--	--	--	--	--	--	516960
32	--	--	--	--	--	--	--	--	0
33	--	--	--	--	--	--	--	--	696389
34	--	--	--	--	--	--	--	--	-3051
35	0	0	0	0	0	0	0	0	2027330

Economic Services

No. 31-A-2801-ACCOUNT of EXPENDITURE on POWER for the year ended 31st March, 2009.-Contd.

(In thousands of rupees)

	Total brought forward	STATE GOVERNMENTS						Item No.
		Maharashtra	Manipur	Meghalaya	Mizoram	Nagaland	Orissa	
01-Hydel Generation-								
001-Direction and Administration	187061	66587	3821	--	75525	44935	2993	1
052-Machinery and Equipment	0	6	--	--	--	--	--	2
101-Purchase of Power	19738304	--	1269531	--	888796	--	--	3
102-Machhkund Hydro Electric Joint Scheme	14175	--	1100	--	--	--	29793	4
103-Tungabhadra Hydro Electric joint scheme	83436	--	--	--	--	--	--	5
104-Balimela Dam (Joint) Project	18916	--	--	--	--	--	--	6
105-Srisaïlam Hydro Electric Scheme	169353	--	--	--	--	--	--	7
106-Machhkund Hydro electric project	0	--	--	--	--	--	--	8
789-Special Component Plan for Scheduled Castes	138672	--	--	--	--	--	--	9
796-Tribal Area-Sub-Plan	588500	--	--	--	--	--	--	10
799- Suspense	0	-826	--	--	--	--	-300	11
800- Other Expenditure	342828	132133	--	929300	--	263	17021	12
911- Deduct-Recoveries of Overpayment	0	--	--	--	--	--	-27	13
Total: 01	21281245	197900	1274452	929300	964321	45198	49480	14
02-Thermal Power Generation-								
001-Direction and Administration.	35845	--	--	--	--	--	--	15
101-Purchase of Power	0	--	--	--	--	774565	--	16
102-Badarpur Thermal Power Station	998831	--	--	--	--	--	--	17
797-Transfer to/from Reserve Funds and Deposit Accounts	0	--	--	--	--	--	--	18
800-Other Expenditure	0	900000	--	--	--	--	--	19
Total: 02	1034676	900000	0	0	0	774565	0	20
03-Nuclear Power Generation-								
101-Fuel Inventory	10109896	--	--	--	--	--	--	21
103-Waste Management	313768	--	--	--	--	--	--	22
104-Rajasthan Atomic Power Station	743951	--	--	--	--	--	--	23
800-Other Expenditure	9050	--	--	--	--	--	--	24
Total: 03	11176665	0	0	0	0	0	0	25
04-Diesel/Gas Power Generation-								
001-Direction and Administration	32778	--	193804	--	36878	--	--	26
052- Machinery and Equipment	0	--	--	--	--	--	--	27
101-Power House at Phoenix Bay	-79700	--	--	--	--	--	--	28
102-Power House at Chatham	271757	--	--	--	--	--	--	29
103-Other Power House	592197	--	--	--	--	--	--	30
104-Supply of Electricity in Lakshadweep	516980	--	--	--	--	--	--	31
799-Suspense	0	--	1017	--	--	--	--	32
800-Other Expenditure	696389	--	25734	--	124123	800	--	33
911-Deduct-Recoveries of Overpayments	-3051	--	--	--	--	--	--	34
Total: 04	2027330	0	220555	0	161001	800	0	35

COMBINED FINANCE AND REVENUE ACCOUNTS OF THE UNION AND STATE GOVERNMENTS IN INDIA FOR THE YEAR 2008-09

No. 31-A-2801-ACCOUNT of EXPENDITURE on POWER for the year ended 31st March, 2009.-Contd.

Item No.	STATE GOVERNMENTS								Total
	Punjab	Rajasthan	Sikkim	Tamil Nadu	Tripura	Uttar Pradesh	Uttarakhand	West Bengal	
1	--	--	--	--	--	--	--	--	380922
2	--	--	100	--	--	--	--	--	106
3	--	--	1687	--	--	--	--	--	21898318
4	--	--	--	--	--	--	--	--	45068
5	--	--	--	--	--	--	--	--	83436
6	--	--	--	--	--	--	--	--	18916
7	--	--	--	--	--	--	--	--	169353
8	--	--	--	--	--	--	--	--	0
9	--	--	--	--	--	--	--	--	138672
10	--	--	--	--	--	--	--	--	588500
11	--	--	--	--	--	--	--	--	-1126
12	--	--	53120	--	--	--	--	--	1474665
13	--	--	--	--	--	--	--	--	-27
14	0	0	54907	0	0	0	0	0	24796803
15	--	--	--	--	--	--	--	--	35845
16	--	--	--	--	--	--	--	--	774565
17	--	--	--	--	--	--	--	--	998831
18	--	--	--	--	--	--	--	--	0
19	--	--	--	--	--	--	--	873515	1773515
20	0	0	0	0	0	0	0	873515	3582756
21	--	--	--	--	--	--	--	--	10109896
22	--	--	--	--	--	--	--	--	313768
23	--	--	--	--	--	--	--	--	743951
24	--	--	--	--	--	--	--	--	9050
25	0	0	0	0	0	0	0	0	11176665
26	--	--	--	--	--	--	--	--	263460
27	--	--	--	--	--	--	--	--	0
28	--	--	--	--	--	--	--	--	-79700
29	--	--	--	--	--	--	--	--	271757
30	--	--	--	--	--	--	--	--	592197
31	--	--	--	--	--	--	--	--	516960
32	--	--	--	--	--	--	--	--	1017
33	--	--	4528	--	--	--	--	--	851574
34	--	--	--	--	--	--	--	--	-3051
35	0	0	4528	0	0	0	0	0	2414214

Economic Services

No. 31-A-2801-ACCOUNT of EXPENDITURE on POWER for the year ended 31st March, 2009.-Contd.

(In thousands of rupees)

	Union Government	U.T. Govt. Puducherry	STATE GOVERNMENTS							Item No.
			Andhra Pradesh	Arunachal Pradesh	Assam	Bihar	Chhattisgarh	NCT Delhi	Goa	
05-Transmission and Distribution-										
All Projects	--	--	--	--	--	--	--	--	--	1
001-Direction and Administration	157921	414122	--	354888	--	--	--	--	647774	2
052-Machinery and Equipment	--	--	--	--	--	--	--	--	--	3
101-Transmission and Distribution of Power at Chandigarh	4187900	--	--	--	--	--	--	--	--	4
102-Transmission and Distribution of Power at Port Blair	226041	--	--	--	--	--	--	--	--	5
190-Investment	--	--	--	--	--	--	--	--	--	6
192-Assistance to Municipalities/Municipal Councils	14100	--	--	--	--	--	--	--	--	7
196-Loans to Zila Parishads/District level Panchayats	31300	--	--	--	--	--	--	--	--	8
198- Assistance to Gram Panchayats	--	--	--	--	--	--	--	--	--	9
796-Tribal Area Sub-Plan	1919	--	--	--	--	--	--	--	--	10
799-Suspense	5013	--	--	--	--	--	--	--	200340	11
800-Other Expenditure	3371199	5771643	36292971	67499	--	--	--	4054739	6576521	12
911-Deduct-Recoveries of Overpayments	--	-743	--	--	--	--	--	--	-1432	13
Total: 05	7995393	6185022	36292971	422387	0	0	0	4054739	7423203	14
06-Rural Electrification-										
All Projects	--	--	--	--	--	--	--	--	--	15
001-Direction and Administration	37061	--	--	--	--	--	--	--	--	16
052-Machinery and Equipment	--	--	--	--	--	--	--	--	--	17
101-Purchase of Power	--	--	--	--	--	--	180000	--	--	18
789-Special Component Plan for Scheduled Castes	--	--	--	--	--	--	172150	--	--	19
793-Special Central Assistance for Scheduled Caste Component Plan	--	--	--	--	--	--	--	--	--	20
796-Tribal Area Sub- Plan	53734	--	--	--	--	--	127000	--	--	21
799-Suspense	--	--	--	--	--	--	--	--	--	22
800-Other Expenditure	55000000	--	--	--	--	--	--	--	--	23
911-Deduct-Recoveries of Overpayments	-4780	--	--	--	--	--	--	--	--	24
Total: 06	55086015	0	0	0	0	0	479150	0	0	25
80-General-										
001-Direction and Administration	12889	--	--	--	--	--	--	--	--	26
003-Training	273248	--	--	--	--	--	--	--	--	27
004-Research and Development	291054	--	--	--	--	--	--	--	--	28
005-Investigation	--	--	--	--	--	--	--	--	--	29
052- Machinery and Equipment	--	--	--	--	--	--	--	--	--	30
101-Assistance to Electricity Boards	--	--	6264	--	--	--	1180000	--	--	31
190-Assistant to PublicSector and Other Undertaking	--	--	--	--	--	7200000	--	--	--	32
789-Special Component Plan for Scheduled Castes	--	--	--	--	--	--	30001	--	--	33
796-Tribal Area Sub-Plan	--	--	--	--	--	--	95001	--	--	34
798-International Co-operation	--	--	--	--	--	--	--	--	--	35
800-Other Expenditure	1814925	15279	--	--	--	--	16000	2537	446	36
911-Deduct-Recoveries of Overpayments	-880983	-1	--	--	--	--	--	--	--	37
Total: 80	1511133	15278	6264	0	0	7200000	1321002	2537	446	38
Total: Expenditure on Power	78848104	6200300	36635232	1547360	0	7200000	1800152	4057276	7423649	39
Charged	--	--	--	--	--	--	--	--	--	40
Voted	78848104	6200300	36635232	1547360	0	7200000	1800152	4057276	7423649	41

COMBINED FINANCE AND REVENUE ACCOUNTS OF THE UNION AND STATE GOVERNMENTS IN INDIA FOR THE YEAR 2008-09

No. 31-A-2801-ACCOUNT of EXPENDITURE on POWER for the year ended 31st March, 2009.-Contd.

Item No.	STATE GOVERNMENTS								Total carried over
	Gujarat	Haryana	Himachal Pradesh	Jammu and Kashmir	Jharkhand	Karnataka	Kerala	Madhya Pradesh	
1				294724					294724
2				134518					1709223
3				1263					1263
4									4187900
5									226041
6									0
7									14100
8									31300
9									0
10									1919
11				-7					205346
12		29986484							86121056
13									-2175
14	0	29986484	0	430498	0	0	0	0	92790697
15				1224732					1224732
16				1057103					1094164
17				2827					2827
18									180000
19								126890	299040
20								98025	98025
21	2152909							341018	2674661
22				-51429					-51429
23	4616								55004616
24									-4780
25	2157525	0	0	2233233	0	0	0	565933	60521856
26				21051					33940
27									273248
28				25783					316837
29				16196					16196
30				50					50
31	12142373		1020000		813000	19445600	746600	781864	36135701
32	15000								7215000
33			20000						50001
34									95001
35									0
36	20943200	24400	9437	3733	101254	5333	5657	12910691	35852892
37									-880984
38	33100573	24400	1049437	66813	914254	19450933	752257	13692555	79107882
39	35258098	30010884	1049437	21350228	1984254	19450933	752257	14372187	267940351
40		24400				18300			42700
41	35258098	29986484	1049437	21350228	1984254	19432633	752257	14372187	267897651

Economic Services

No. 31-A-2801-ACCOUNT of EXPENDITURE on POWER for the year ended 31st March, 2009.-Contd.

	Total brought forward	(In thousands of rupees)						Item No.
		STATE GOVERNMENTS						
		Maharashtra	Manipur	Meghalaya	Mizoram	Nagaland	Orissa	
05-Transmission and Distribution-								
All Projects	294724	--	--	--	--	--	--	1
001-Direction and Administration	1709223	--	288934	--	338927	267077	--	2
052-Machinery and Equipment	1263	--	80	--	--	-2995	--	3
101-Transmission and Distribution of Power at Chandigarh	4187900	--	--	--	--	--	--	4
102-Transmission and Distribution of Power at Port Blair	226041	--	--	--	--	--	--	5
190-Investment	0	--	--	--	--	--	--	6
192-Assistance to Municipalities/ Municipal Councils	14100	--	--	--	--	--	--	7
196-Loans to Zila Parishads/District level Panchayats	31300	--	--	--	--	--	--	8
198- Assistance to Gram Panchayats	0	--	--	--	--	--	--	9
796-Tribal Area Sub-Plan	1919	--	--	--	--	--	--	10
799-Suspense	205346	--	--	--	--	1692	--	11
800-Other Expenditure	86121056	24288188	69232	--	189186	419926	--	12
911-Deduct-Recoveries of Overpayments	-2175	--	--	--	--	--	--	13
Total: 05	92790697	24288188	358246	0	528113	685700	0	14
06-Rural Electrification-								
All Projects	1224732	--	--	--	--	--	--	15
001-Direction and Administration	1094164	--	--	--	--	--	--	16
052-Machinery and Equipment	2827	--	--	--	--	--	--	17
101-Purchase of Power	180000	--	--	--	--	--	--	18
789-Special Component Plan for Scheduled Castes	299040	--	--	--	--	--	253031	19
793-Special Central Assistance for Scheduled Castes Component Plan	98025	--	--	--	--	--	--	20
796-Tribal Area Sub-Plan	2674661	--	--	--	--	--	207419	21
799-Suspense	-51429	--	--	--	--	--	--	22
800-Other Expenditure	55004616	--	--	--	--	--	2227969	23
911-Deduct-Recoveries of Overpayments	-4780	--	--	--	--	--	--	24
Total: 06	60521856	0	0	0	0	0	2688419	25
80-General-								
001-Direction and Administration	33940	864	--	--	--	--	--	26
003-Training	273248	--	--	--	--	--	--	27
004-Research and Development	316837	53712	--	--	--	--	8395	28
005-Investigation	16196	--	--	--	--	--	--	29
052- Machinery and Equipment	50	--	--	--	--	--	--	30
101-Assistance to Electricity Boards	36135701	47900	--	1415892	--	--	--	31
190-Assistant to Public Sector and Other Undertakings	7215000	--	--	--	--	--	--	32
789-Special Component Plan for Scheduled Castes	50001	--	--	--	--	--	549	33
796-Tribal Area Sub-Plan	95001	300505	--	--	--	--	625	34
798-International Co-operation	0	--	--	--	--	--	--	35
800-Other Expenditure	35852892	2053001	--	--	--	620	10358	36
911-Deduct-Recoveries of Overpayments	-880984	-12	--	--	--	--	--	37
Total: 80	79107882	2455970	0	1415892	0	620	19927	38
Total: Expenditure on Power	267940351	27842058	1853253	2345192	1653435	1506883	2757826	39
Charged	42700	--	--	--	--	--	--	40
Voted	267897651	27842058	1853253	2345192	1653435	1506883	2757826	41

No. 31-A-2801-ACCOUNT of EXPENDITURE on POWER for the year ended 31st March, 2009.-Concl'd.

Item No.	STATE GOVERNMENTS								Total
	Punjab	Rajasthan	Sikkim	Tamil Nadu	Tripura	Uttar Pradesh	Uttarakhand	West Bengal	
1	--	--	--	--	--	--	--	--	294724
2	--	--	--	--	--	--	--	--	2604161
3	--	--	--	--	--	--	--	--	-1652
4	--	--	--	--	--	--	--	--	4187900
5	--	--	--	--	--	--	--	--	226041
6	--	--	--	--	--	--	135000	--	135000
7	--	--	--	--	--	--	--	--	14100
8	--	--	4800	--	--	--	--	--	36100
9	--	--	11200	--	--	--	--	--	11200
10	--	--	--	--	--	--	--	--	1919
11	--	--	--	--	--	--	--	--	207038
12	--	--	173261	--	--	13793000	950	--	125054799
13	--	--	--	--	--	--	--	--	-2175
14	0	0	189261	0	0	13793000	135950	0	132769155
15	--	--	--	--	--	--	--	--	1224732
16	--	--	--	--	--	--	--	--	1094164
17	--	--	--	--	--	--	--	--	2827
18	--	--	--	--	--	--	--	--	180000
19	--	--	--	--	--	--	--	--	552071
20	--	--	--	--	--	--	--	--	98025
21	--	--	--	--	--	--	800	--	2882880
22	--	--	--	--	--	--	--	--	-51429
23	--	65000	--	--	--	--	27500	--	57325085
24	--	--	--	--	--	--	--	--	-4780
25	0	65000	0	0	0	0	28300	0	63303575
26	--	--	243238	--	7422	--	--	--	285464
27	--	--	--	--	--	--	--	--	273248
28	--	--	--	--	--	--	--	--	378944
29	--	--	--	--	--	--	--	--	16196
30	--	--	--	--	--	--	--	--	50
31	--	--	--	12905700	--	--	--	--	50505193
32	--	--	--	--	10000	--	--	--	7225000
33	--	--	--	--	--	--	--	--	50550
34	--	--	--	--	--	--	--	--	396131
35	--	--	--	--	--	--	--	--	0
36	26017300	13826774	--	24173	--	2533500	--	83391800	163710418
37	--	--	--	--	--	--	--	--	-880996
38	26017300	13826774	243238	12929873	17422	2533500	0	83391800	222841194
39	26017300	13891774	491934	12929873	17422	16326500	164250	84265315	460003366
40	--	--	--	--	--	--	--	--	42700
41	26017300	13891774	491934	12929873	17422	16326500	164250	84265315	459960666

No. 31-B-4801-ACCOUNT of CAPITAL OUTLAY on POWER PROJECTS during and to the end of the year 2008-09.

(In thousands of rupees)

	Expenditure	
	During the year	To end of the year
UNION GOVERNMENT		
01-Hydel Generation-		
001-Direction and Administration	--	8156
052-Machinery and Equipment	--	36612
091-Nathpa Jhakri Hydro Electric Project	--	20000
092-Power House at Kalpong	--	262
095-Lower Lagyap Hydro Electric Project	--	6750
097-Biara Siul Hydro Electric Project	--	37
098-Loktak Hydro Electric Scheme	--	-7387
099-Salal Hydro Electric Project	--	5700400
190-Investments in Public Sector and Other Undertakings	--	158041591
201-Sardar Sarovar Scheme	--	2851500
799-Stores Suspense	--	6080
800-Other Expenditure	5000	6435111
02-Thermal Power Generation-		
090-Electrification in Lakshdweep	--	3012
091-Electricity Plan for Power House at Port Blair	--	11002
092-Electricity Supply Undertaking in Kutch	--	715
093-Badarpur Thermal Power Control Board	--	192497
094-Power House at South Andaman	--	4397
095-Power House at Chatham	--	1783
190-Investments in Public Sector and Other Undertakings	--	41846190
201-Badarpur Thermal Power Project	--	4113334
800-Other Expenditure	--	33580046
03-Nuclear Power Generation-		
001-Direction and Administration	--	--
079-Prototype Fast Breeder Reactor	--	137833
080-Kaiga Atomic Power Station	--	--
081-Rajasthan Atomic Power Station	--	--
084-VIIth Atomic Power Station	--	--
085-VIth Atomic Power Station	--	--
089-Kakrapara Atomic Power Station	--	--
093-Narora Atomic Power Station	--	437
094-Madras Atomic Power Station II	--	--
095-Madras Atomic Power Station I	--	--
096-Rajasthan Atomic Power Station No. II	--	--
097-Rajasthan Atomic Power Station Unit No. I	--	344243
098-Tarapur Atomic Power Station	--	--

No. 31-B-4801-ACCOUNT of CAPITAL OUTLAY on POWER PROJECTS during and to the end of the year 2008-09.-Contd.

	(In thousands of rupees)	
	Expenditure	
	During the year	To end of the year
UNION GOVERNMENT		
103-Waste Management	—	823954
104-Fast Breeder Reactor	39999	1506409
190-Investments in Public Sector and Other Undertakings	7290000	118524811
797-Transfer to/from Reserve Funds and Deposit Accounts	—	—
799-Suspense	—	107737
800-Other Expenditure	105585	1862160
04-Diesel/Gas Power Generation-		
095-Supply of Electricity in Lakshdweep	—	881
097-Estt. Augmentation of Power Houses	—	220709
098-Power Houses at Phoneix Bay	—	31525
103-Other Power Houses	83866	998933
190-Investments in Public Sector and Other Undertakings	138200	18219109
799-Suspense	12800	426293
800-Other Expenditure	167375	1184989
05-Transmission and Distribution-		
001-Direction and Administration	21330	641553
095-Building	—	3422
096-Permanent Electrification of Chandigarh	—	1044717
097-Transmission/Distribution at Port Blair	—	23778
099-Load Despatching Station	—	404919
101-Transmission and Distribution of Power in Chandigarh	333979	1932004
190-Investments in Public sector and Other Undertakings	—	31848130
201-National High Voltage Direct Current Transmission Project	—	52297
799-Suspense	2731	6393
800-Other Expenditure	131500	7915554
06-Rural Electrification-		
001-Direction and Administration	19998	329324
190-Investments in Public sector and Other Undertakings	—	2999400
796-Tribal Area Sub Plan	11124	473088
800-Other Expenditure	127143	1998680
80-General-		
001-Direction and Administration	1876	105740
003-Training	—	94556
190-Investments in Public Sector and Other Undertakings	—	10088000
800-Other Expenditure	552568	2553269
Total: Union Government	9039612	459757312

Economic Services

No. 31-B-4801-ACCOUNT of CAPITAL OUTLAY on POWER PROJECTS during and to the end of the year 2008-09.-Contd.

	(In thousands of rupees)	
	Expenditure	
	During the year	To end of the year
UNION TERRITORY GOVERNMENT PUDUCHERRY		
04-Diesel/Gas Power Generation-		
190-Assistance to Public Sector and Other Undertakings	--	1330441
800-Other Expenditure	--	13423
05-Transmission and Distribution-		
001-Direction and Administration	--	22787
052-Machinery and Equipment	--	3369
789-Special component Plan for Scheduled Castes	10000	357544
799-Suspense	71676	199822
800-Other Expenditure	357276	4154316
901-Deduct-Receipts and Recoveries on Capital Account	-14	-14
Total: Government of Puducherry	438938	6081688
STATE GOVERNMENTS ANDHRA PRADESH		
01-Hydel Generation-		
195-Investment in Co-operatives	3615	7174809
02-Thermal Power Generation		
190-Investment in Public Sector and other Undertaking	--	100000
05-Transmission and Distribution-		
190-Investments in Public Sector and other Undertakings	--	15440552
06-Rural Electrification-		
195-Investments in Co-operatives	--	15660
80-General-		
101-Investments in State Electricity Boards	--	7792933
190-Investments in Public Sector and other Undertakings	--	270000
Total: Government of Andhra Pradesh	3615	30793954
ARUNACHAL PRADESH		
01-Hydel Generation-		
052-Machinery and Equipment	4169	44473
800-Other Expenditure	248156	6661273
04-Diesel/Gas Power Generation-		
800-Other Expenditure	1166881	1504572
05-Transmission and Distribution-		
800-Other Expenditure	385747	4704048

No. 31-B-4801-ACCOUNT of CAPITAL OUTLAY on POWER PROJECTS during and to the end of the year 2008-09.-Contd.

	(In thousands of rupees)	
	Expenditure	
	During the year	To end of the year
ARUNACHAL PRADESH		
06-Rural Electrification-		
800-Other Expenditure	13364	1126557
80-General-		
001-Direction and Administration	--	548224
799-Suspense	--	-20601
800-Other Expenditure	781628	5641595
Total: Government of Arunachal Pradesh	2599945	20210141
ASSAM		
01- Hydel Generation		
800- Other Expenditure	150000	150000
06-Rural Electrification-		
800-Other Expenditure	3406490	8511066
80-General		
190-Investments in Public Sector and Other Undertakings	487532	13987532
800-Other Expenditure	--	5345503
Total: Government of Assam	4044022	27994101
BIHAR		
01-Hydel Generation-		
190-Investments in Public Sector and other Undertakings	--	932847
796-Tribal Area sub Plan	--	87400
800-Other Expenditure	--	327870
02-Thermal Power Generation-		
800-Other Expenditure	--	161480
05-Transmission and Distribution-		
101-Inter-State Transmission Lines	--	3028749
800-Other Expenditure	4000000	12741517
06-Rural Electrification-		
800-Other Expenditure	--	740000
Total: Government of Bihar	4000000	18019863
CHHATTISGARH		
02-Thermal Power Generation		
190- Investments in public sector and other undertakings	--	250
06-Rural Electrification.		
789-Special component plan for Scheduled Castes	3	6
800-Other Expenditure	--	250000
80-General-		
@ Atal Jyoti Yojna	--	--
190-Investment in Public Sector and other undertaking	--	--
800- Other Expenditure	--	--
Total: Government of Chhattisgarh	3	250256
NCT DELHI		
05-Transmission and Distribution-		
190-Investments in Public Sector and other Undertakings	4645000	53740300
800-Other Expenditure	29864	1352126
Total: Government of NCT Delhi	4674864	55092426
GOA		
01-Hydel Generation-		
001-Direction and Administration	--	3142
05-Transmission and Distribution-		
001-Direction and Administration	--	42662
800-Other Expenditure	1673503	9197959
Total: Government of Goa	1673503	9243763

@ Minor head not given in the Finance Accounts.

No. 31-B-4801-ACCOUNT of CAPITAL OUTLAY on POWER PROJECTS during and to the end of the year 2008-09.-Contd.

	(In thousands of rupees)	
	Expenditure	
	During the year	To end of the year
GUJARAT		
01-Hydel Generation-		
001-Direction and Administration	--	166436
052-Machinery and Equipment	--	165254
053-Narmada Hydro Electric scheme	--	--
190-Investments in Public Sector and other Undertakings	--	8154605
799-Suspense	--	-7043273
800-Other Expenditure	--	9015
02-Thermal Power Generation-		
190-Investments in Public Sector and other Undertakings	--	117321
800-Other Expenditure	--	4096
04-Diesel/Gas Power Generation-		
190-Investments in Public Sector and other Undertakings	--	50000
05-Transmission and Distribution-		
190-Investments in Public Sector and other Undertakings	3706969	34577566
800-Other Expenditure	--	3614
06-Rural Electrification-		
190-Investments in Public Sector and other Undertakings	--	6120430
796-Tribal Area Sub Plan	--	1690000
80-General-		
004-Research and Development	--	2244
190-Investments in Public Sector and other Undertakings	220000	818000
Total: Government of Gujarat	3926969	44835308
HARYANA		
01-Hydel Generation-		
201-Bhakra Nangal Project	--	(A) -44075
202-Nangal Hydro-Electric Scheme	--	(A) -8427
02-Thermal Power Generation-		
190-Investments in Public Sector and other Undertakings	--	15000000
05-Transmission and Distribution-		
190-Investments in Public Sector and other Undertakings	8267000	42452186
201-Beas Transmission Line Project	--	400914
789-Special Component Plan for Scheduled Castes	290000	290000
80-General-		
800-Other expenditure	--	3978
Total: Government of Haryana	8557000	58094576
HIMACHAL PRADESH		
01-Hydel Generation-		
190-Investments in Public Sector and other Undertakings	2242500	18190485
789-Special Component Plan for Scheduled Castes	750000	750000
Total: Government of Himachal Pradesh	2992500	18940485
JAMMU AND KASHMIR		
01-Hydel Generation-		
001-Direction and Administration	--	41458
052-Machinery and Equipment	--	73
190-Investments in Public Sector and other Undertakings	--	3149172
799-Suspense	--	10567596
800-Other Expenditure	--	5422020
02-Thermal Power Generation-		
001-Direction and Administration	--	37715
799-Suspense	--	21024
04-Diesel/Gas Power Generation-		
001-Direction and Administration	--	2570
799-Suspense	--	4942348
@Power Generation Station	245799	958400
05-Transmission and Distribution-		
001-Direction and Administration	349	13417214
052-Machinery and Equipment	--	2747
799-Suspense	-308	-3518
800-Other Expenditure	10643521	20332755
@Power Generation Station	878458	23196565
06-Rural Electrification-		
001-Direction and Administration	--	1080392
052-Machinery and Equipment	--	1877
799-Suspense	--	-86
800-Other Expenditure	550	9577
@Power Generation Station	--	282854

(A) Minus figure was due to excess of receipts and recoveries over expenditure.

@ Minor head not given in the Finance Accounts.

No. 31-B-4801-ACCOUNT of CAPITAL OUTLAY on POWER PROJECTS during and to the end of the year 2008-09.-Contd.
(In thousands of rupees)

	Expenditure	
	During the year	To end of the year
JAMMU and KASHMIR		
80-General-		
004-Research and Development	--	13
799-Suspense	--	673
800-Other Expenditure	--	1738009
Total: Government of Jammu and Kashmir	11768369	85201448
JHARKHAND		
01-Hydel Generation-		
796-Tribal Area Sub-Plan	--	1272305
800-Other Expenditure	--	710000
02-Thermal Power Generation-		
800-Other Expenditure	--	50000
Total: Government of Jharkhand	0	2032305
KARNATAKA		
01-Hydel Generation-		
052-Machinery and Equipment	--	204424
190-Investments in Public Sector and other Undertakings	7500000	22094605
800-Other Expenditure	1866250	7499992
02-Thermal Power Generation-		
052-Machinery and Equipment	--	5466
80-General-		
800-Other Expenditure	--	411
Total: Government of Karnataka	9366250	29804898
MADHYA PRADESH		
01-Hydel Generation-		
001-Direction and Administration	1735	8585
052-Machinery and equipment	383962	28579260
190-Investments in Public Sector and other Undertakings	--	8211
796-Tribal Area Sub-Plan	--	183147
800-Other Expenditure	5705	51749
02-Thermal Power Generation-		
190-Investments in Public Sector and other Undertakings	646100	4144700
796-Tribal Area Sub-Plan	--	1415
797-Transfer to/ from Reserve Funds and Deposit Accounts	--	-1692600
800-Other Expenditure	--	209
05-Transmission and Distribution-		
190-Investments in Public Sector and Other Undertakings	3584500	48283785
789-Special component plan for Scheduled Castes	1175100	1945100
796-Tribal Area Sub-plan	795300	1475300
797-Transfer to/ from Reserve Funds and Deposit Accounts	--	-3099500
06-Rural Electrification-		
190-Investments in Public Sector and other Undertakings	--	3698300
80-General-		
001-Direction and Administration	8141	12879
101-Investments in State Electricity Project	1600000	14118639
800-Other Expenditure	869560	6786004
Total: Government of Madhya Pradesh	9070103	104505183
MAHARASHTRA		
01-Hydel Generation-		
Power Projects-	8983012	73787244
001-Direction and Administration	--	--
190-Investments in Public Sector and Other Undertakings	--	--
800-Other Expenditure	--	--
80-General-		
101-Investments in State Electricity Boards	--	34646200
Total: Government of Maharashtra	8983012	108433444
MANIPUR		
01-Hydel Generation-		
001-Direction and Administration	--	355322
052-Machinery and Equipment	--	--
799-Suspense	--	--
02-Thermal Power Generation-		
799-Suspense	--	27814
04-Diesel/Gas Power Generation-		
001-Direction and Administration	--	1530415
799-Suspense	--	--
800-Other Expenditure	--	--

(A) Rs: 3127843 thousands are yet to be allocated between Madhya Pradesh and Chhattisgarh.

No. 31-B-4801-ACCOUNT of CAPITAL OUTLAY on POWER PROJECTS during and to the end of the year 2008-09.-Contd.

	(In thousands of rupees)	
	Expenditure	
	During the year	To end of the year
MANIPUR		
05-Transmission and Distribution-		
001-Direction and Administration	--	--
799-Suspense	--	--
800-Other Expenditure	988769	6351704
06-Rural Electrification-		
001-Direction and Administration	123066	2922709
799-Suspense	--	--
800-Other Expenditure	--	--
80-General-		
003-Training	--	--
004-Research and Development	--	--
800-Other Expenditure	16880	225629
Total: Government of Manipur	1128715	11413593
MIZORAM		
01-Hydel Generation-		
001-Direction and Administration	--	4747
800-Other Expenditure	90852	2907375
02-Thermal Power Generation-		
800-Other Expenditure	--	169067
04-Diesel/Gas Power Generation-		
800-Other Expenditure	--	477795
05-Transmission and Distribution-		
800-Other Expenditure	256949	3841404
06-Rural Electrification-		
800-Other Expenditure	--	1467079
Total: Government of Mizoram	347801	8867467
NAGALAND		
01-Hydel Generation-		
800-Other Expenditure	78800	1684969
02-Thermal Power Generation		
800-Other Expenditure	--	14000
04-Diesel/Gas Power Generation-		
800-Other Expenditure	--	6463
05-Transmission and Distribution-		
001-Direction and Administration	11000	71002
800-Other Expenditure	501216	3235029
06-Rural Electrification-		
010-Minimum Needs Programme	--	946
800-Other Expenditure	496951	4180908
Total: Government of Nagaland	1087967	9193317

No. 31-B-4801-ACCOUNT of CAPITAL OUTLAY on POWER PROJECTS during and to the end of the year 2008-09.-Contd.

	(In thousands of rupees)	
	Expenditure	
	During the year	To end of the year
ORISSA		
01-Hydel Generation-		
001-Direction and Administration	—	10469
190-Investments in Public Sector and other Undertakings	—	193282
202-Rangoli Power Project	—	25060
796-Tribal Area Sub-Plan	—	3953939
799-Suspense	—	2423031
800-Other Expenditure	—	5000
02-Thermal Power Generation-		
001-Direction and Administration	—	—
190-Investments in Public Sector and other Undertakings	—	4518000
799-Suspense	—	(A) -4349
800-Other Expenditure	—	1932416
05-Transmission and Distribution-		
190-Investments in Public Sector and other Undertakings	230555	2065659
80-General-		
004-Research and Development	—	29748
Total: Government of Orissa	230555	15152255
(A) Minus balance is under investigation.		
PUNJAB		
01-Hydel Generation-		
190-Investments in Public Sector and other Undertakings	—	16170000
80-General-		
101-Investments in State Electricity Boards	1425200	11318600
800-Other Expenditure	—	548
Total: Government of Punjab	1425200	27489148
RAJASTHAN		
02-Thermal Power Generation-		
190-Investments in Public Sector and other Undertakings	—	4500
04-Diesel/Gas Power Generation-		
190-Investments in Public Sector and other Undertakings	—	500
06-Rural Electrification-		
190-Investments in Public Sector and other Undertakings	—	6625
80-General-		
101-Investments in State Electricity Boards	—	500
190-Investments in Public Sector and other Undertakings	13360000	68343811
Total: Government of Rajasthan	13360000	68355936
(A) Minus figure is under investigation.		

No. 31-B-4801-ACCOUNT of CAPITAL OUTLAY on POWER PROJECTS during and to the end of the year 2008-09.-Contd.

	(In thousands of rupees)	
	Expenditure	
	During the year	To end of the year
SIKKIM		
01-Hydel Generation-		
190-Investments in Public Sector and other Undertakings	—	34000
789-Special Component Plan for Schedule Castes	23262	43037
796- Tribal Area Sub Plan	76741	144072
800-Other Expenditure	21774	2262185
04-Diesel/Gas Power Generation-		
052-Machinery and Equipment	—	2419
800-Other Expenditure	—	116950
05-Transmission and Distribution-		
799-Suspense	—	—
800-Other Expenditure	497547	5091639
06-Rural Electrification-		
052-Machinery and Equipment	—	10632
800-Other Expenditure	—	795273
Total: Government of Sikkim	619324	8500207
TAMIL NADU		
02-Thermal Power Generation		
190-Investments in Public Sector and other Undertakings	—	50000
05-Transmission and Distribution-		
800-Other Expenditure	—	17458
80-General		
101-Investments in State Electricity Boards	11705000	23855000
190-Investments in Public Sector and other Undertakings	—	—
800-Other Expenditure	—	—
Total: Government of Tamil Nadu	11705000	23922458
TRIPURA		
01-Hydel Generation-		
001-Direction and Administration	—	201223
799-Suspense	—	-10481
800-Other Expenditure	—	461432
02-Thermal Power Generation-		
001-Direction and Administration	—	681
799-Suspense	—	5
800-Other Expenditure	—	1341646
04-Diesel/Gas Power Generation-		
001-Direction and Administration	—	677951
052-Machinery and Equipment	—	476401
800-Other Expenditure	—	411735

No. 31-B-4801-ACCOUNT of CAPITAL OUTLAY on POWER PROJECTS during and to the end of the year 2008-09.-Concl'd.

	(In thousands of rupees)	
	Expenditure	
	During the year	To end of the year
TRIPURA		
05-Transmission and Distribution-		
001-Direction and Administration	--	700332
052-Machinery and Equipment	--	478
799-Suspense	--	-11494
800-Other Expenditure	--	2670899
06-Rural Electrification-		
001-Direction and Administration	--	9888
800-Other Expenditure	105460	1187010
80-General-		
190-Investments in Public Sector and other Undertakings	586671	3524304
800-Other Expenditure	--	28511
Total: Government of Tripura	692131	11670521
UTTAR PRADESH		
01-Hydel Generation-		
190-Investments in Public Sector and other Undertakings	20000	4979560
02-Thermal Power Generation-		
190-Investments in Public Sector and other Undertakings	7780000	24906358
05-Transmission and distribution		
190-Investments in Public Sector and Other Undertakings	30344900	55228438
800-Other Expenditure	--	1456562
06-Rural Electrification		
190-Investments in Public Sector and other Undertakings	9878725	41524554
80-General-		
190-Investments in Public Sector and other Undertakings	13300042	120159839
800-Other Expenditure	-5000	-288054
901-Deduct-Receipts and Recoveries on Capital Account	--	-106
		(A)
Total: Government of Uttar Pradesh	61318667	247967151
UTTARAKHAND		
01-Hydel Generation-		
190-Investments in Public Sector and other Undertakings	1451104	9352566
05-Transmission and Distribution-		
190-Investments in Public Sector and other Undertakings	197000	307903
Total: Government of Uttarakhand	1648104	9660469
WEST BENGAL		
02-Thermal Power Generation-		
190-Investments in Public Sector and other Undertakings	9088540	59028045
789-Special component Plan for Scheduled Castes	651000	4166500
796-Tribal Area sub plan	164000	937601
05-Transmission and Distribution-		
190 Investments in Public Sector	915200	915200
800-Other Expenditure	--	11009
06-Rural Electrification-		
800-Other Expenditure	85000	231500
80-General-		
800-Other Expenditure	--	1805
Total: Government of West Bengal	10903740	65291660
Total: Capital Outlay on Power Projects	185605909	1586775333

(A) Includes Rs. 8197390 thousands yet to be allocated between Uttar Pradesh and Uttarakhand.

No. 31-C-6801-ACCOUNT of LOANS for POWER PROJECTS showing the amounts ADVANCED and REPAYED during the year ended 31st March, 2009 and the BALANCES of such LOANS at the commencement and at the end of the year 2008-09:

	(In thousands of Rupees)									Item No.
	Union Government	U.T. Govt. Puducherry	Andhra Pradesh	Arunachal Pradesh	Assam	Bihar	Chhattisgarh	NCT Delhi	Goa	
102-Loan to Tenugt Power Corporation-										
Balance 1st April, 2008	--	--	--	--	--	--	--	--	--	1
Advanced during the year	--	--	--	--	--	--	--	--	--	2
Repaid during the year	--	--	--	--	--	--	--	--	--	3
Balance 31st March, 2009	0	0	0	0	0	0	0	0	0	4
190-Loans to Public Sector and other Undertakings-										
Balance 1st April, 2008	1435457	--	882800	--	--	--	--	--	--	5
Advanced during the year	3590000	--	--	50000	--	--	--	--	--	6
Repaid during the year	122440	--	--	--	--	--	--	--	--	7
Balance 31st March, 2009	4903017	0	882800	50000	0	0	0	0	0	8
191-Loans to Municipal Corporations-										
Balance 1st April, 2008	--	--	--	--	--	--	--	--	--	9
Advanced during the year	--	--	--	--	--	--	--	--	--	10
Repaid during the year	--	--	--	--	--	--	--	--	--	11
Balance 31st March, 2009	0	0	0	0	0	0	0	0	0	12
195-Loans to Co-operatives-										
Balance 1st April, 2008	--	--	1495	--	--	--	--	--	--	13
Advanced during the year	--	--	--	--	--	--	--	--	--	14
Repaid during the year	--	--	--	--	--	--	--	--	--	15
Balance 31st March, 2009	0	0	1495	0	0	0	0	0	0	16
201-Hydel Generation-										
Balance 1st April, 2008	-3068415	--	17845	--	--	8535910	--	20125	--	17
Advanced during the year	--	--	--	--	--	93472	--	--	--	18
Repaid during the year	--	--	--	--	--	--	--	--	--	19
Balance 31st March, 2009	(A) -3068415	0	17845	0	0	8629382	0	20125	0	20
202-Thermal Power Generation-										
Balance 1st April, 2008	2689905	--	483277	--	5500	400000	--	4915313	--	21
Advanced during the year	--	--	--	--	--	--	--	--	--	22
Repaid during the year	36846	--	--	--	--	--	--	--	--	23
Balance 31st March, 2009	2653059	0	483277	0	5500	400000	0	4915313	0	24
203-Diesel/gas Power Generation-										
Balance 1st April, 2008	--	--	--	--	--	--	--	6606812	--	25
Advanced during the year	--	--	--	--	--	--	--	--	--	26
Repaid during the year	--	--	--	--	--	--	--	--	--	27
Balance 31st March, 2009	0	0	0	0	0	0	0	6606812	0	28
204-Rural Electrification-										
Balance 1st April, 2008	81148	--	--	--	--	267019	--	26100	--	29
Advanced during the year	--	--	--	--	--	--	--	--	--	30
Repaid during the year	--	--	--	--	--	--	--	--	--	31
Balance 31st March, 2009	81148	0	0	0	0	267019	0	26100	0	32

(A) Adverse balance is under investigation.

No. 31-C-6801-ACCOUNT of LOANS for POWER PROJECTS showing the amounts ADVANCED and REPAID during the year ended 31st March, 2009 and the BALANCES of such LOANS at the commencement and at the end of the year 2008-09.-Contd.

Item No.	STATE GOVERNMENTS								Total carried over
	Gujarat	Haryana	Himachal Pradesh	Jammu and Kashmir	Jharkhand	Karnataka	Kerala	Madhya Pradesh	
1	--	--	--	--	--	--	--	--	0
2	--	--	--	--	--	--	--	--	0
3	--	--	--	--	--	--	--	--	0
4	0	0	0	0	0	0	0	0	0
5	5056	--	--	--	--	8320443	26558760	6633878	43836394
6	--	--	--	--	--	--	57144	4080680	7777824
7	--	--	--	--	--	172598	--	--	295038
8	5056	0	0	0	0	8147845	26615904	10714558	51319180
9	--	--	--	--	--	--	--	--	0
10	--	--	--	--	--	--	--	--	0
11	--	--	--	--	--	--	--	--	0
12	0	0	0	0	0	0	0	0	0
13	--	--	--	--	--	--	--	--	1495
14	--	--	--	--	--	--	--	--	0
15	--	--	--	--	--	--	--	--	0
16	0	0	0	0	0	0	0	0	1495
17	--	1264	--	850481	38000	128063	--	--	6523273
18	--	--	--	--	--	--	--	--	93472
19	--	--	--	--	--	--	--	--	0
20	0	1264	0	850481	38000	128063	0	0	6616745
21	7097632	--	--	--	570000	--	--	--	16161627
22	--	--	--	--	--	--	--	--	0
23	424454	--	--	--	--	--	--	--	461300
24	6673178	0	0	0	570000	0	0	0	15700327
25	8362	--	--	--	--	--	--	--	6615174
26	--	--	--	--	--	--	--	--	0
27	--	--	--	--	--	--	--	--	0
28	8362	0	0	0	0	0	0	0	6615174
29	75250	--	--	--	1360000	76170	--	--	1885687
30	--	--	--	--	--	--	--	--	0
31	--	--	--	--	--	--	--	--	0
32	75250	0	0	0	1360000	76170	0	0	1885687

Loans and Advances

No. 31-C-6801-ACCOUNT of LOANS for POWER PROJECTS showing the amounts ADVANCED and REPAYED during the year ended 31st March, 2009 and the BALANCES of such LOANS at the commencement and at the end of the year 2008-09.-Contd.

	Total brought forward	STATE GOVERNMENTS						Item No.
		Maharashtra	Manipur	Meghalaya	Mizoram	Nagaland	Orissa	
(In thousands of Rupees)								
102-Loan to Tenugt Power Corporation-								
Balance 1st April, 2008	0							1
Advanced during the year	0							2
Repaid during the year	0							3
Balance 31st March, 2009	0	0	0	0	0	0	0	4
190-Loans to Public Sector and other Undertakings-								
Balance 1st April, 2008	43836394	735600					9799847	5
Advanced during the year	7777824	1364100						6
Repaid during the year	295038						1102874	7
Balance 31st March, 2009	51319180	2099700	0	0	0	0	8696973	8
191-Loans to Municipal Corporations-								
Balance 1st April, 2008	0							9
Advanced during the year	0							10
Repaid during the year	0							11
Balance 31st March, 2009	0	0	0	0	0	0	0	12
195-Loans to Co-operatives-								
Balance 1st April, 2008	1495							13
Advanced during the year	0							14
Repaid during the year	0							15
Balance 31st March, 2009	1495	0	0	0	0	0	0	16
201-Hydel Generation-								
Balance 1st April, 2008	6523273	9996748			16060		4880	17
Advanced during the year	93472							18
Repaid during the year	0							19
Balance 31st March, 2009	6616745	9996748	0	0	16060	0	4880	20
202-Thermal Power Generation-								
Balance 1st April, 2008	16161627	18981573					127575	21
Advanced during the year	0							22
Repaid during the year	461300							23
Balance 31st March, 2009	15700327	18981573	0	0	0	0	127575	24
203-Diesel/gas Power Generation-								
Balance 1st April, 2008	6615174							25
Advanced during the year	0							26
Repaid during the year	0							27
Balance 31st March, 2009	6615174	0	0	0	0	0	0	28
204-Rural Electrification-								
Balance 1st April, 2008	1885687							29
Advanced during the year	0							30
Repaid during the year	0							31
Balance 31st March, 2009	1885687	0	0	0	0	0	0	32

No. 31-C-6801-ACCOUNT of LOANS for POWER PROJECTS showing the amounts ADVANCED and REPAID during the year ended 31st March, 2009 and the BALANCES of such LOANS at the commencement and at the end of the year 2008-09.-Contd.

Item No.	STATE GOVERNMENTS								Total
	Punjab	Rajasthan	Sikkim	Tamil Nadu	Tripura	Uttar Pradesh	Uttarakhand	West Bengal	
1	--	--	--	--	--	--	--	--	0
2	--	--	--	--	--	--	--	--	0
3	--	--	--	--	--	--	--	--	0
4	0	0	0	0	0	0	0	0	0
5	--	--	--	186600	--	--	4527983	--	59086424
6	--	--	--	--	170000	--	134543	--	9446467
7	--	--	--	--	--	--	96488	--	1494400
8	0	0	0	186600	170000	0	4566038	0	67038491
9	--	--	--	-71	--	--	--	--	-71
10	--	--	--	--	--	--	--	--	0
11	--	--	--	--	--	--	--	--	0
12	0	0	0	(A) -71	0	0	0	0	-71
13	--	--	--	--	--	--	--	--	1495
14	--	--	--	--	--	--	--	--	0
15	--	--	--	--	--	--	--	--	0
16	0	0	0	0	0	0	0	0	1495
17	12330170	1291524	--	--	--	--	--	--	30162655
18	--	--	--	--	--	--	--	--	93472
19	--	1291524	--	--	--	--	--	--	1291524
20	12330170	0	0	0	0	0	0	0	28964603
21	7498952	--	--	--	--	310503	--	123452942	166533172
22	--	--	--	--	--	--	--	136145	1966145
23	--	--	--	--	--	--	--	50459780	50921080
24	7498952	0	0	0	0	310503	0	74959307	117578237
25	30305	--	--	--	--	--	--	--	6645479
26	--	--	--	--	--	--	--	--	0
27	--	--	--	--	--	--	--	--	0
28	30305	0	0	0	0	0	0	0	6645479
29	405950	--	--	--	--	2118050	361051	--	4770738
30	--	--	--	--	--	--	420360	--	420360
31	--	--	--	--	--	--	152832	--	152832
32	405950	0	0	0	0	2118050	628579	0	5038266

(A) Minus balance is under investigation.

No. 31-C-6801-ACCOUNT of LOANS for POWER PROJECTS showing the amounts ADVANCED and REPAYED during the year ended 31st March, 2009 and the BALANCES of such LOANS at the commencement and at the end of the year 2008-09.-Contd.

	Union Government	U.T. Govt. Puducherry	STATE GOVERNMENTS							Item No.
			Andhra Pradesh	Arunachal Pradesh	Assam	Bihar	Chhattisgarh	NCT Delhi	Goa	
(In thousands of rupees)										
205-Transmission and Distribution-										
Balance 1st April, 2008	-572519	-	13044863	-	19143	640	-	45116894	-	1
Advanced during the year	-	-	6280	-	-	-	-	937500	-	2
Repaid during the year	171800	-	172288	-	-	-	-	5998955	-	3
Balance 31st March, 2009	-744319	0	12878855	0	19143	640	0	40055439	0	4
206-Nuclear Power Generation-										
Balance 1st April, 2008	63941400	-	-	-	-	-	-	-	-	5
Advanced during the year	9623000	-	-	-	-	-	-	-	-	6
Repaid during the year	906000	-	-	-	-	-	-	-	-	7
Balance 31st March, 2009	72658400	0	0	0	0	0	0	0	0	8
406-Ways & Means Advances to U.P. Electricity Board-										
Balance 1st April, 2008	-	-	-	-	-	-	-	-	-	9
Advanced during the year	-	-	-	-	-	-	-	-	-	10
Repaid during the year	-	-	-	-	-	-	-	-	-	11
Balance 31st March, 2009	0	0	0	0	0	0	0	0	0	12
789-Special Component Plan for Scheduled Castes-										
Balance 1st April, 2008	-	-	667704	-	-	-	25350	-	-	13
Advanced during the year	-	-	-	-	-	-	-	-	-	14
Repaid during the year	-	-	(B) -60893	-	-	-	-	-	-	15
Balance 31st March, 2009	0	0	728597	0	0	0	25350	0	0	16
796-Tribal Area Sub-Plan-										
Balance 1st April, 2008	-	-	1357405	-	-	-	80000	-	-	17
Advanced during the year	-	-	-	-	-	-	-	-	-	18
Repaid during the year	-	-	60893	-	-	-	-	-	-	19
Balance 31st March, 2009	0	0	1296512	0	0	0	80000	0	0	20
800-Other Loans to Electricity Boards-										
Balance 1st April, 2008	1545236	-	20619489	-	21161063	109327363	6639623	5491861	-	21
Advanced during the year	-	-	-	-	581700	4275412	-	-	-	22
Repaid during the year	-	-	491126	-	29839	-	947941	-	-	23
Balance 31st March, 2009	1545236	0	20128363	0	21712924	113602775	5691682	5491861	0	24
Total: Loans for Power Projects-										
Balance 1st April, 2008	66052212	0	37074878	0	21185706	118530932	6744973	62177105	0	25
Advanced during the year	13213000	0	6280	50000	581700	4368884	0	937500	0	26
Repaid during the year	1237086	0	663414	0	29839	0	947941	5998955	0	27
Balance 31st March, 2009	78028126	0	36417744	50000	21737567	122899816	5797032	57115650	0	28
Interest received and credited to revenue	1574697	-	35732	-	-	-	442318	-	-	29

(A) Adverse Balance is under investigation.

(B) Minus debit/credits due to rectification of misclassification of earlier years.

No. 31-C-6801-ACCOUNT of LOANS for POWER PROJECTS showing the amounts ADVANCED and REPAID during the year ended 31st March, 2009 and the BALANCES of such LOANS at the commencement and at the end of the year 2008-09.-Contd.

(In thousands of rupees)

Item No.	STATE GOVERNMENTS								Total carried over
	Gujarat	Haryana	Himachal Pradesh	Jammu and Kashmir	Jharkhand	Karnataka	Kerala	Madhya Pradesh	
1	54663	2486179	--	--	--	3180662	--	748204	64078729
2	--	--	--	--	--	79	--	--	943859
3	--	1093717	--	--	--	--	--	--	7436760
4	54663	1392462	0	0	0	3180741	0	748204	57585828
5	--	--	--	--	--	--	--	--	63941400
6	--	--	--	--	--	--	--	--	9623000
7	--	--	--	--	--	--	--	--	906000
8	0	0	0	0	0	0	0	0	72658400
9	--	--	--	--	--	--	--	--	0
10	--	--	--	--	--	--	--	--	0
11	--	--	--	--	--	--	--	--	0
12	0	0	0	0	0	0	0	0	0
13	--	--	--	--	455931	--	--	--	1148985
14	--	--	50000	--	106897	--	--	--	156897
15	--	--	--	--	--	--	--	--	-60893
16	0	0	50000	0	562828	0	0	0	1366775
17	1038207	--	--	--	1444289	134800	--	4130114	8184815
18	--	--	--	--	302469	--	--	--	302469
19	--	--	--	--	--	--	--	--	60893
20	1038207	0	0	0	1746758	134800	0	4130114	8426391
21	572146	--	790357	--	51814070	617179	--	15790401	234368788
22	--	--	700000	--	2881385	5000000	--	11668514	25107011
23	--	--	7533	--	--	--	--	--	1476439
24	572146	0	1482824	0	54695455	5617179	0	27458915	257999360
25	8851316	2487443	790357	850481	55682290	12457317	26558760	27302597	446746367
26	0	0	750000	0	3290751	5000079	57144	15749194	44004532
27	424454	1093717	7533	0	0	172598	0	0	10575537
28	8426862	1393726	1532824	850481	58973041	17284798	26615904	43051791	480175362
29	--	130930	20177	--	--	--	--	--	2203854

Loans and Advances

No. 31-C-6801-ACCOUNT of LOANS for POWER PROJECTS showing the amounts ADVANCED and REPAID during the year ended 31st March, 2009 and the BALANCES of such LOANS at the commencement and at the end of the year 2008-09.-Contd.

	Total brought forward	STATE GOVERNMENTS						Item No.
		Maharashtra	Manipur	Meghalaya	Mizoram	Nagaland	Orissa	
(In thousands of rupees)								
205-Transmission and Distribution-								
Balance 1st April, 2008	64078729	893465	--	60476	--	--	10284662	1
Advanced during the year	943859	1783861	--	--	--	--	--	2
Repaid during the year	7436760	--	--	--	--	--	--	3
Balance 31st March, 2009	57585828	2677326	0	60476	0	0	10284662	4
206-Nuclear Power Generation-								
Balance 1st April, 2008	63941400	--	--	--	--	--	--	5
Advanced during the year	9623000	--	--	--	--	--	--	6
Repaid during the year	906000	--	--	--	--	--	--	7
Balance 31st March, 2009	72658400	0	0	0	0	0	0	8
406-Ways & Means Advances to U.P. Electricity Board-								
Balance 1st April, 2008	0	--	--	--	--	--	--	9
Advanced during the year	0	--	--	--	--	--	--	10
Repaid during the year	0	--	--	--	--	--	--	11
Balance 31st March, 2009	0	0	0	0	0	0	0	12
789-Special Component Plan for Scheduled Castes-								
Balance 1st April, 2008	1148985	--	--	--	--	--	--	13
Advanced during the year	156897	--	--	--	--	--	--	14
Repaid during the year	60893	--	--	--	--	--	--	15
Balance 31st March, 2009	1366775	0	0	0	0	0	0	16
796-Tribal Area Sub-Plan-								
Balance 1st April, 2008	8184815	3708825	--	--	--	--	--	17
Advanced during the year	302469	--	--	--	--	--	--	18
Repaid during the year	60893	--	--	--	--	--	--	19
Balance 31st March, 2009	8426391	3708825	0	0	0	0	0	20
800-Other Loans to Electricity Boards-								
Balance 1st April, 2008	234368788	15835923	--	3833174	--	--	316690	21
Advanced during the year	25107011	--	--	431369	--	--	--	22
Repaid during the year	1476439	884016	--	--	--	--	--	23
Balance 31st March, 2009	257999360	14951907	0	4264543	0	0	316690	24
Total: Loans for Power Projects-								
Balance 1st April, 2008	446746367	50152134	0	3754257	16060	0	20533654	25
Advanced during the year	44004532	3147961	0	431369	0	0	0	26
Repaid during the year	10575537	884016	0	0	0	0	1102874	27
Balance 31st March, 2009	480175362	52416079	0	4325019	16060	0	19430780	28
Interest received and credited to revenue	2203854	158508	--	--	--	--	--	29

No. 31-C-6801-ACCOUNT of LOANS for POWER PROJECTS showing the amounts ADVANCED and REPaid during the year ended 31st March, 2009 and the BALANCES of such LOANS at the commencement and at the end of the year 2008-09.-Contd.

Item No.	STATE GOVERNMENTS								Total
	Punjab	Rajasthan	Sikkim	Tamil Nadu	Tripura	Uttar Pradesh	Uttarakhand	West Bengal	
1	1178957	389211	--	2016	--	1657851	--	8743541	87288908
2	--	--	--	--	--	--	--	679351	3407071
3	--	389211	--	--	--	--	--	5138824	12964795
4	1178957	0	0	2016	0	1657851	0	4284068	77731184
5	--	--	--	--	--	--	--	--	63941400
6	--	--	--	--	--	--	--	--	9623000
7	--	--	--	--	--	--	--	--	906000
8	0	0	0	0	0	0	0	0	72658400
9	--	--	--	--	--	--	--	--	0
10	--	--	--	--	--	--	--	--	0
11	--	--	--	--	--	--	--	--	0
12	0	0	0	0	0	0	0	0	0
13	--	--	--	--	--	--	--	4640620	5789605
14	--	--	--	--	--	--	--	1146857	1303754
15	--	--	--	--	--	--	--	135000	74107
16	0	0	0	0	0	0	0	5652477	7019252
17	--	--	--	--	--	--	87985	1011299	12992924
18	--	--	--	--	--	--	8011	270293	580773
19	--	--	--	--	--	--	--	20200	81093
20	0	0	0	0	0	0	95996	1261392	13492604
21	6257605	21796945	--	3894603	--	23723533	-876602	--	309140659
22	--	2500000	--	--	--	--	--	--	28038380
23	42334	706068	--	223520	--	--	200759	--	3533136
24	6215271	23590877	0	3661083	0	23723533	-1077361	0	333645903
25	(A) 27701939	23477680	0	4073148	0	27809937	4100417	137848402	746213995
26	0	2500000	0	0	170000	0	562914	4062646	54879422
27	42334	706068	0	223520	0	0	450079	55753804	71418967
28	27659605	23590877	0	3849628	170000	27809937	4213252	86157244	69738232
29	93576	1097699	--	--	--	--	--	37892515	41446152

(A) Differs by Rs.1 thousand (increased) due to rounding.

(B) Minus balance is due to non apportionment of composite balance.

No. 32-0802-ACCOUNT of RECEIPTS from PETROLEUM for the year ended 31st March, 2009

	Union Government	U.T. Govt. Puducherry	STATE GOVERNMENTS						Item No.
			Andhra Pradesh	Arunachal Pradesh	Assam	Bihar	Chhattisgarh	NCT Delhi	
101-Cess on indigeneous crude oil	—	—	—	—	20326	—	—	—	1
102-Profit on Petroleum	50354309	—	—	—	—	—	—	—	2
103-Petroleum Concession Fees and Royalties	32892725	—	—	—	14280834	—	—	—	3
104-Receipts under the Petroleum Act.	162299	—	—	—	2	—	1	—	4
106-License Fee and Mining Lease rent	428877	—	—	—	—	—	—	—	5
107-Production Level Payment	463	—	—	—	—	—	—	—	6
108-Commercial Discovery Bonus	—	—	—	—	—	—	—	—	7
800-Other Receipts	1092034	—	—	—	6	—	49	—	8
900-Deduct Refund	—	—	—	—	—	—	—	—	9
Total: Receipts from Petroleum	84930707	0	0	0	14301168	0	50	0	10

No. 32-0802-ACCOUNT of RECEIPTS from PETROLEUM for the year ended 31st March, 2009-Contd.

	Total brought forward	STATE GOVERNMENTS							Item No.
		Madhya Pradesh	Maharashtra	Manipur	Meghalaya	Mizoram	Nagaland	Orissa	
101-Cess on indigeneous crude oil	20326	—	—	—	—	—	—	—	1
102-Profit on Petroleum	50354309	—	—	—	—	—	—	—	2
103-Petroleum Concession Fees and Royalties	47173559	—	—	—	—	—	—	—	3
104-Receipts under the Petroleum Act.	162391	18	245	2	1	—	—	—	4
106-Licence Fee and Mining Lease	428877	—	—	—	—	—	—	—	5
107-Production Level Payment	463	—	—	—	—	—	—	—	6
108-Commercial Discovery Bonus	24102	—	—	—	—	—	—	—	7
800-Other Receipts	1092379	28	—	—	—	—	—	—43	8
900-Deduct Refund	-1978	—	—	—	—	—	—	—	9
Total: Receipts from Petroleum	99232304	46	245	2	1	0	0	-43	10

No. 32-0802-ACCOUNT of RECEIPTS from PETROLEUM for the year ended 31st March, 2009-Contd.

(In thousands of rupees)

Item No.	STATE GOVERNMENTS								Total carried over
	Goa	Gujarat	Haryana	Himachal Pradesh	Jammu and Kashmir	Jharkhand	Karnataka	Kerala	
1									20326
2									50354309
3									47173559
4								89	162391
5									428877
6									463
7									0
8		286	3			1			1092379
9									0
10	0	286	3	0	0	1	0	89	99232304

No. 32-0802-ACCOUNT of RECEIPTS from PETROLEUM for the year ended 31st March, 2009-Conclid.

(In thousands of rupees)

Item No.	STATE GOVERNMENTS							Total	
	Punjab	Rajasthan	Sikkim	Tamil Nadu	Tripura	Uttar Pradesh	Uttarakhand		West Bengal
1									20326
2									50354309
3		84794							47258353
4	15			64				66	162802
5									428877
6									463
7									24102
8	1								1092365
9									-1978
10	16	84794	0	64	0	0	0	66	99317495

No. 32-B-4802-ACCOUNT of CAPITAL OUTLAY on PETROLEUM during and to the end of the year 2008-09

	(In thousands of rupees)	
	Expenditure	
	During the year	To end of the year
UNION GOVERNMENT		
01-Exploration and Production of Crude Oil and Gas-		
190-Investments in Public Sector and other Undertakings	2424686	16392825
800-Other Expenditure	--	13511847
02-Refining and Marketing of Oil and Gas-		
190-Investments in Public Sector and other Undertakings	--	11146094
Total: Union Government	2424686	41050766
STATE GOVERNMENTS		
GOVERNMENT OF ASSAM		
02-Refining and Marketing of Oil and Gas-		
190-Investments in Public Sector and other Undertakings	--	10025
Total: Government of Assam	0	10025
GOVERNMENT OF GUJARAT		
02-Refining and Marketing of Oil and Gas-		
190-Investments in Public Sector and other Undertakings	--	860
Total: Government of Gujarat	0	860
GOVERNMENT OF KERALA		
02-Refining and Marketing of Oil and Gas-		
190-Investments in Public Sector and other Undertakings	--	70000
Total: Government of Kerala	0	70000
GOVERNMENT OF TAMIL NADU		
01-Exploration and Production of Crude Oil and Gas-		
800- Other Expenditure	--	1754
Total: Government of Tamil Nadu	--	1754
Total:Capital Outlay on Petroleum	2424686	41133405

No. 32-C-6802-ACCOUNT of LOANS for PETROLEUM showing the amounts ADVANCED and REPAYED during the year ended 31st March, 2009 and the BALANCES of such LOANS at the commencement and at the end of the year 2008-09

	(In thousands of rupees)
	Union Government
01-Exploration and Production of Crude oil and Gas-	
190-Loans to Public Sector and Other Undertakings-	
Balance 1st April, 2008	--
Advanced during the year	--
Repaid during the year	--
Balance 31st March, 2009	0
02-Refining and Marketing of Oil and Gas-	
190-Loans to Public Sector and Other Undertakings-	
Balance 1st April, 2008	3385
Advanced during the year	--
Repaid during the year	3383
Balance 31st March, 2009	2
800-Other Loans-	
Balance 1st April, 2008	195
Advanced during the year	--
Repaid during the year	--
Balance 31st March, 2009	195
Total: Loans for Petroleum-	
Balance 1st April, 2008	3580
Advanced during the year	0
Repaid during the year	3383
Balance 31st March, 2009	197
Interest received and credited to revenue	135

Loans and Advances

No. 33-0810 - ACCOUNT of RECEIPTS from NON-CONVENTIONAL SOURCES OF ENERGY for the year ended 31st March, 2009.

	Union Government	STATE GOVERNMENTS											Total carried over	
		Andhra Pradesh	Arunachal Pradesh	Assam	Bihar	Chhattisgarh	Gujarat	Haryana	Himachal Pradesh	Jharkhand	Karnataka	Madhya Pradesh		
001-Direction and Administration														0
101-Bio-Energy														0
102-Solar	1382								3					1385
103-Wind														0
800-Other Receipts	3760							356						4136
Total : Receipts from Non-Conventional Sources of Energy	5162	0	0	0	0	0	0	356	3	0	0	0	0	5521

No. 33-0810 - ACCOUNT of RECEIPTS from NON-CONVENTIONAL SOURCES OF ENERGY for the year ended 31st March, 2009-concl'd.

	Total brought forward	STATE GOVERNMENTS											Total	
		Maharashtra	Manipur	Meghalaya	Mizoram	Orissa	Punjab	Sikkim	Tamil Nadu	Tripura	Uttar Pradesh	Uttarakhand		
001-Direction and Administration	0													0
101-Bio-Energy	0													0
102-Solar	1385													1385
103-Wind	0													0
800-Other Receipts	4136	1299					2			43		53537		59017
Total : Receipts from Non-Conventional Sources of Energy	5521	1299	0	0	0	2	0	0	0	43	53537	0	0	60402

Economic Services



No. 33-A-2810 - ACCOUNT of EXPENDITURE on NON-CONVENTIONAL SOURCES OF ENERGY for the year ended 31st March, 2009.

	Union Government	U.T. Govt. Puducherry	STATE GOVERNMENTS (In thousands of rupees)							Item No.
			Andhra Pradesh	Arunachal Pradesh	Assam	Bihar	Chhattisgarh	NCT, Delhi	Goa	
01 - Bio-Energy -										
001-Direction and Administration	--	--	--	--	--	--	--	--	--	1
003-Training	--	--	--	--	--	--	--	--	--	2
004-Research and Development	41001	--	--	--	--	--	--	--	--	3
101-National Programme for Biogas Development	399900	--	--	--	--	--	--	--	--	4
102-Community and Institutional Biogas Development	--	--	--	--	--	--	--	--	120	5
103-Biomass	200268	--	--	--	--	--	--	--	--	6
196-Assistance to Zila Parishad/ District Level.Panchayats	300	--	--	--	--	--	--	--	--	7
789-Special Component Plan for Scheduled Castes	--	--	--	--	--	--	--	--	--	8
796-Tribal Area Sub-Plan	--	--	--	--	--	--	--	--	--	9
800-Other Expenditure	200	--	50531	--	--	--	--	--	--	10
911-Deduct-Recoveries of Overpayments	-17099	--	--	--	--	--	--	--	--	11
02 - Solar -										
001-Direction and Administration	--	--	--	--	--	--	--	--	--	12
101-Solar Thermal Energy Programme	194013	--	--	--	--	--	--	--	--	13
102-Photovoltaic	640213	--	--	--	--	--	--	--	--	14
789-Special Component Plan for Scheduled Castes	--	--	--	--	--	--	--	--	--	15
796-Tribal Area Sub-Plan	468	--	--	--	--	--	--	--	--	16
800-Other Expenditure	1418	--	--	--	--	--	--	2460	--	17
911-Deduct-Recoveries of Overpayments	-33311	--	--	--	--	--	--	--	--	18
03 - Wind -										
004-Research and Development	2000	--	--	--	--	--	--	--	--	19
101-Wind Energy	--	--	--	--	--	--	--	--	--	20
103-Demonstration	55000	--	--	--	--	--	--	--	--	21
104-Wind Energy Centre	50291	--	--	--	--	--	--	--	--	22
789-Special Component Plan for Scheduled Castes	--	--	--	--	--	--	--	--	--	23
796-Tribal Area Sub-Plan	399	--	--	--	--	--	--	--	--	24
800-Other Expenditure	34960	--	--	--	--	--	--	--	--	25
911-Deduct-Recoveries of Overpayments	-938	--	--	--	--	--	--	--	--	26
60 - Others -										
101-Choolah	797	--	--	--	--	--	--	--	--	27
103-Energy from Urban and Agricultural Wastes	108002	--	--	--	--	--	--	--	--	28
191-Assistance to Municipal Corporation	--	--	--	--	--	--	--	--	--	29
196-Assistance to Zila Parishad/ District Level Panchayats	2300	--	--	--	--	--	--	--	--	30
198-Assistance to Gram Panchayats	--	--	--	--	--	--	--	--	--	31
600-Other Sources of Energy	866707	--	--	--	--	15000	--	--	--	32
789-Special Component Plan for Scheduled Castes	--	--	--	--	--	--	--	--	--	33
796-Tribal Area Sub Plan	--	--	--	--	--	--	156300	--	--	34
798-International Co-operation	12536	--	--	--	--	--	--	--	--	35
800-Other Expenditure	1250785	--	1250	22847	800	10000	--	--	3000	36
911-Deduct-Recoveries of Overpayments	-40275	--	--	--	--	--	--	--	--	37
Total : Expenditure on Non-Conventional Sources of Energy	3769935	0	51781	22847	800	25000	156300	2460	3120	38
Charged	--	--	--	--	--	--	--	--	--	39
Voted	3769935	0	51781	22847	800	25000	156300	2460	3120	40

COMBINED FINANCE AND REVENUE ACCOUNTS OF THE UNION AND STATE GOVERNMENTS IN INDIA FOR THE YEAR 2008-09

No. 33-A-2810 - ACCOUNT of EXPENDITURE on NON-CONVENTIONAL SOURCES OF ENERGY for the year ended 31st March, 2009. - Contd.

(In thousands of rupees)

Item No.	STATE GOVERNMENTS								Total carried over
	Gujarat	Haryana	Himachal Pradesh	Jammu and Kashmir	Jharkhand	Karnataka	Kerala	Madhya Pradesh	
1						14227			14227
2									0
3									41001
4	16500						10604		427004
5									120
6			17264						217532
7									300
8									0
9	3500								3500
10									50731
11							-27		-17126
12		5001							5001
13		104700							298713
14									640213
15									0
16									468
17									3878
18									-33311
19									2000
20									0
21									55000
22									50291
23									0
24									399
25									34960
26									-938
27									797
28									108002
29									0
30									2300
31						55551			55551
32					6000				887707
33					2550				2550
34			13600		6450			29150	205500
35									12536
36							81680	33600	1403962
37									-40275
38	20000	109701	30864	0	15000	69778	92257	62750	4432593
39									0
40	20000	109701	30864	0	15000	69778	92257	62750	4432593

No. 33-A-2810 - ACCOUNT of EXPENDITURE on NON-CONVENTIONAL SOURCES OF ENERGY for the year ended 31st March, 2009. - Contd.

(In thousands of rupees)

	Total brought forward	STATE GOVERNMENTS						Item No.
		Maharashtra	Manipur	Meghalaya	Mizoram	Nagaland	Orissa	
01 - Bio-Energy -								
001-Direction and Administration	14227	--	--	5500	--	5016	6797	1
003-Training	0	--	--	--	--	--	--	2
004-Research and Development	41001	--	--	--	--	--	--	3
101-National Programme for Biogas Development	427004	68833	--	1500	--	--	--	4
102-Community and Institutional Biogas Development	120	--	--	--	--	--	--	5
103-Biomass	217532	--	--	--	--	--	--	6
196-Assistance to Zila Parishad/ District Level Panchayats	300	--	--	--	--	--	--	7
789-Special Component Plan for Scheduled Castes	0	--	--	--	--	--	--	8
796-Tribal Area Sub-Plan	3500	--	--	--	--	--	--	9
800-Other Expenditure	50731	--	--	--	--	--	--	10
911-Deduct-Recoveries of Overpayments	-17126	--	--	--	--	--	--	11
02 - Solar -								
001-Direction and Administration	5001	--	--	--	--	--	--	12
101-Solar Thermal Energy Programme	298713	--	--	--	--	--	--	13
102-Photovoltaic	640213	--	--	800	--	--	--	14
789-Special Component Plan for Scheduled Castes	0	--	--	--	--	--	--	15
796-Tribal Area Sub-Plan	468	--	--	--	--	--	--	16
800-Other Expenditure	3878	--	--	--	5000	1500	--	17
911-Deduct-Recoveries of Overpayments	-33311	--	--	--	--	--	--	18
03 - Wind -								
004-Research and Development	2000	--	--	--	--	--	--	19
101-Wind Energy	0	--	--	--	--	--	--	20
103-Demonstration	55000	--	--	--	--	--	--	21
104-Wind Energy Centre	50291	--	--	--	--	--	--	22
789-Special Component Plan for Scheduled Castes	0	--	--	--	--	--	--	23
796-Tribal Area Sub-Plan	399	--	--	--	--	--	--	24
800-Other Expenditure	34960	--	--	--	--	--	--	25
911-Deduct-Recoveries of Overpayments	-938	--	--	--	--	--	--	26
60 - Others -								
101-Choolah	797	--	--	--	--	--	--	27
103-Energy from Urban and Agricultural Wastes	108002	--	--	--	--	--	--	28
191-Assistance to Municipal Corporation	0	--	--	--	--	--	--	29
196-Assistance to Zila Parishad/ District Level Panchayats	2300	--	--	--	--	--	--	30
198-Assistance to Gram Panchayats	55551	--	--	--	--	--	--	31
600-Other Sources of Energy	887707	--	--	--	--	9100	--	32
789-Special Component Plan for Scheduled Castes	2550	--	--	--	--	--	13175	33
796-Tribal Area Sub Plan	205500	80000	--	--	--	--	31118	34
798-International Co-operation	12536	--	--	--	--	--	--	35
800-Other Expenditure	1403962	85110	48007	8618	--	--	7001	36
911-Deduct-Recoveries of Overpayments	-40275	--	--	--	--	--	--	37
Total : Expenditure on Non-Conventional Sources of Energy	4432593	233943	48007	16418	5000	15616	58091	38
Charged	0	--	--	--	--	--	--	39
Voted	4432593	233943	48007	16418	5000	15616	58091	40

COMBINED FINANCE AND REVENUE ACCOUNTS OF THE UNION AND STATE GOVERNMENTS IN INDIA FOR THE YEAR 2008-09

No. 33-A-2810 - ACCOUNT of EXPENDITURE on NON-CONVENTIONAL SOURCES OF ENERGY for the year ended 31st March, 2009. - Concl'd.

Item No.	STATE GOVERNMENTS								Total
	Punjab	Rajasthan	Sikkim	Tamil Nadu	Tripura	Utar Pradesh	Uttarakhand	West Bengal	
1	5500	3017			6213				46270
2									0
3									41001
4									497337
5				10954					11074
6							2210		219742
7									300
8									0
9							90		3590
10						50162		3003	103896
11									-17126
12									5001
13						131612	11472		441797
14							35965	21950	698928
15								10000	10000
16							1028	5000	6496
17								32006	42384
18									-33311
19									2000
20									0
21									55000
22									50291
23									0
24									399
25									34960
26									-938
27				174					971
28									108002
29									0
30									2300
31									55551
32									896807
33			792					5000	21517
34			2000				1076	1000	320694
35									12536
36			3000				60713	32100	1648511
37									-40275
38	5500	3017	5792	11128	6213	181774	112554	110059	5245705
39									0
40	5500	3017	5792	11128	6213	181774	112554	110059	5245705

Economic Services

**No. 33-B-4810-ACCOUNT of CAPITAL OUTLAY on NON-CONVENTIONAL SOURCES of ENERGY
during and to the end of the year 2008-09.**

	(In thousands of rupees)	
	Expenditure	
	During the year	To end of the year
UNION GOVERNMENT		
102-Solar	67400	396754
190-Investments in Public Sector and Other Undertakings	300000	4816500
600-others	441	638612
Total : Union Government	367841	5851866
STATE GOVERNMENTS		
ANDHRA PRADESH		
101- Bio-Energy	--	5913
Total : Government of Andhra Pradesh	0	5913
ASSAM		
600-Others	--	7
Total : Government of Assam	0	7
ARUNACHAL PRADESH		
600-Others	--	824
Total : Government of Arunachal Pradesh	0	824
BIHAR		
102-Solar Energy	--	15000
Total : Government of Bihar	0	15000
GOA		
800-Other Expenditure	--	29005
Total : Government of Goa	0	29005
KERALA		
600-Others	--	8749
Total : Government of Kerala	0	8749
MIZORAM		
102-Solar	--	19611
Total : Government of Mizoram	0	19611
ORISSA		
800-Other Expenditure	--	140
Total : Government of Orissa	0	140
PUNJAB		
800-Other Expenditure	--	5307
Total : Government of Punjab	0	5307
RAJASTHAN		
102-Solar	--	(A) 11500
Total : Government of Rajasthan	0	11500
TRIPURA		
001- Direction and Administration	--	10247
101-Bio-Energy	--	14047
102-Solar	45900	473906
103-Wind	--	126
600-Others	5500	35732
800-Other expenditure	--	2641
Total : Government of Tripura	51400	536699
UTTAR PRADESH		
600-Others	--	91
Total : Government of Uttar Pradesh	0	91
TOTAL : Capital Outlay on Non-Conventional Sources of Energy	419241	6484712

(A) Investment in Rajasthan Renewal Energy Corporation (Rajasthan State Power Corporation Limited, Jaipur)

(B) The amount is retained in Uttar Pradesh pending allocation between Uttar Pradesh and Uttarakhand.

No. 33-C-6810-ACCOUNT of LOANS for NON-CONVENTIONAL SOURCES OF ENERGY showing the amounts ADVANCED and REPAID during the year ended 31st March, 2009 and the BALANCES of such LOANS at the commencement and at the end of the year 2008-09

(In thousands of rupees)

	Balance 1st April,2008	Advanced during the year	Repaid during the year	Balance as on 31st March,2009	Interest
UNION GOVERNMENT					
190-Loans to Public Sector and other Undertakings	2418500	--	--	2418500	18063
GUJARAT					
103-Wind	--	--	--	--	--
800-Other Loans	--	--	--	--	--
TAMILNADU					
101-Bio-energy	-10	--	--	(A) -10	--
Total : UNION AND STATE GOVERNMENTS	2418490	0	0	2418490	18063

(A) Minus balance is under examination

Loans and Advances

No. 34-0851-ACCOUNT of RECEIPTS from VILLAGE AND SMALL INDUSTRIES for the year ended 31st March, 2009

	Union Government	U.T. Govt. Puducherry	STATE GOVERNMENTS						Goa	Item No.
			Andhra Pradesh	Arunachal Pradesh	Assam	Bihar	Chhattisgarh	NCT Delhi		
101-Industrial Estates	--	99	--	122	61	22	--	--	48512	1
102-Small Scale Industries	95954	--	8533	--	798	26	23	--	--	2
103-Handloom Industries	11813	--	89	11	1615	--	1368	--	--	3
104-Handicraft Industries	1835	--	--	14	--	98	--	--	20	4
105-Khadi and village Industries	--	--	--	--	2	26	--	--	--	5
106-Coir Industries	18	--	--	--	--	--	--	--	--	6
107-Sericulture Industries	51889	--	15534	--	283	64	6877	--	--	7
108-Powerloom Industries	1168	--	--	--	--	7	--	--	--	8
200-Other Village Industries	--	--	--	--	--	--	--	--	490	9
501-Services and Service Fees	--	--	--	--	--	--	--	--	--	10
800-Other Receipts	50788	2369	10756	4114	141116	645	10	52621	--	11
900-Deduct-Refunds	--	--	--	--	--	-2800	-18	--	--	12
Total: Receipts from Village and Small Industries	213465	2468	34912	4261	143875	-1912	8260	52621	49022	13

No. 34-0851-ACCOUNT of RECEIPTS from VILLAGE AND SMALL INDUSTRIES for the year ended 31st March, 2009-Contd.

	Total brought forward	STATE GOVERNMENTS					Orissa	Item No.
		Maharashtra	Manipur	Meghalaya	Mizoram	Nagaland		
101-Industrial Estates	83973	9169	235	165	--	16	--	1
102-Small Scale Industries	117289	12860	115	114	--	302	--	2
103-Handloom Industries	20017	--	--	790	--	22	--	3
104-Handicraft Industries	6989	--	3	278	--	--	--	4
105-Khadi and village Industries	41	--	--	--	--	75	--	5
106-Coir Industries	15018	--	--	--	--	--	--	6
107-Sericulture Industries	425933	--	60	420	566	--	--	7
108-Powerloom Industries	1175	--	--	--	--	--	--	8
200-Other Village Industries	1112	902	--	--	146	12	--	9
501-Services and Service Fees	0	--	--	--	--	--	--	10
800-Other Receipts	423704	23199	--	725	101	6247	1689	11
900-Deduct-Refunds	-3695	--	--	--	--	--	--	12
Total: Receipts from Village and Small Industries	1091556	46130	413	2492	813	6674	1689	13

No. 34-0851-ACCOUNT of RECEIPTS from VILLAGE AND SMALL INDUSTRIES for the year ended 31st March, 2009-Contd.

(In thousands of rupees)

Item No.	STATE GOVERNMENTS								Total carried over
	Gujarat	Haryana	Himachal Pradesh	Jammu and Kashmir	Jharkhand	Karnataka	Kerala	Madhya Pradesh	
1	5710	7931	1922	13037	--	1045	5172	340	83973
2	638	4865	780	2123	--	205	1888	1456	117289
3	878	--	--	1209	--	725	--	2309	20017
4	--	--	--	5022	--	--	--	--	6989
5	8	--	--	--	--	--	--	5	41
6	--	--	--	--	--	--	15000	--	15018
7	--	--	143	9117	--	340723	--	1303	425933
8	--	--	--	--	--	--	--	--	1175
9	464	21	--	--	--	80	--	57	1112
10	--	--	--	--	--	--	--	--	0
11	51111	8552	1901	15	46164	24070	26554	2918	423704
12	--	--	--	--	--	-313	--	-564	-3695
13	58809	21369	4746	30523	46164	366535	48614	7824	1091556

No. 34-0851-ACCOUNT of RECEIPTS from VILLAGE AND SMALL INDUSTRIES for the year ended 31st March, 2009-Conclid.

(In thousands of rupees)

Item No.	STATE GOVERNMENTS								Total
	Punjab	Rajasthan	Sikkim	Tamil Nadu	Tripura	Uttar Pradesh	Uttarakhand	West Bengal	
1	7670	--	--	16767	132	222	--	52	120401
2	1938	--	821	20230	--	2	--	3267	156938
3	--	--	--	--	--	--	--	49	20878
4	188	--	--	--	--	--	--	6	7464
5	--	--	--	--	--	--	--	--	116
6	--	--	--	--	--	--	--	--	15018
7	238	--	--	33494	65	--	--	9233	470009
8	--	--	--	--	--	--	--	--	1175
9	--	--	--	--	--	--	--	--	2172
10	--	--	--	--	--	--	--	--	0
11	3683	8273	--	12540	--	26109	6045	25751	538066
12	--	--	--	--	--	--	--	--	-3695
13	13717	8273	821	85031	197	26333	6045	38358	1328542

Economic Services.

No. 34-A-2851-ACCOUNT of EXPENDITURE on VILLAGE AND SMALL INDUSTRIES for the year ended 31st March, 2009

	(In thousands of rupees)									Item No.
	Union Government	U.T. Govt. Puducherry	STATE GOVERNMENTS							
			Andhra Pradesh	Arunachal Pradesh	Assam	Bihar	Chhattisgarh	NCT Delhi	Goa	
001-Direction and Administration	164902	24835	--	150314	85026	25546	--	69383	14935	1
003-Training	26683	31527	--	--	63194	13347	--	--	55	2
004-Research and Development	100000	--	--	--	4960	--	--	--	--	3
101-Industrial Estates	2405	2487	--	--	9078	--	--	497	50000	4
102-Small Scale Industries	3960634	--	70362	1200	197478	167659	146966	126909	58378	5
103-Handloom Industries	2490208	89194	858982	12095	616078	35138	25575	3237	3806	6
104-Handicraft Industries	2818935	22649	--	4615	12456	34807	25125	418	32700	7
105-Khadi and Village Industries	3482600	52500	48103	2000	60000	41793	33200	17000	14336	8
106-Coir Industries	464496	4703	--	--	--	--	--	--	4082	9
107-Sericulture Industries	2951029	460	485790	4652	448502	46099	194093	--	--	10
108-Powerloom Industries	125813	--	--	--	1410	60	--	--	--	11
109-Monitoring and Evaluation	--	--	--	--	--	--	--	--	--	12
110-Composite Village and Small Industries and Co-operatives	--	--	--	--	2500	--	13597	--	--	13
111-Employment Scheme for Unemployed Educated Youths	--	394	--	--	--	--	--	144	--	14
190-Assistance to Public Sector and other Undertakings	--	--	--	--	--	--	--	--	--	15
195-Assistance to Co-operatives	--	--	--	--	--	--	--	--	--	16
196-Assistance to Zilla Parishads/ District level Panchayat	--	--	--	--	--	--	--	--	--	17
197-Assistance to Block Panchayats Intermediate level Panchayats.	--	--	--	--	--	--	--	--	--	18
198-Assistance to Gram Panchayats-	700	--	--	--	--	--	--	--	--	19
200-Other Village Industries	6741695	--	--	3361	--	--	58710	--	--	20
789-Special Component Plan for Scheduled Castes	2056965	9771	165608	--	--	--	55245	--	257	21
792-Irrecoverable Loans Written off	--	--	--	--	--	--	--	--	--	22
793-Special Central Assistance for Scheduled Castes Component Plan	--	--	--	--	--	--	--	--	--	23
796-Tribal Area Sub-plan	1036211	--	71129	--	1765	--	136509	--	2447	24
797-Transfer to/from Reserve Fund and Deposit Accounts	--	--	9554	--	--	--	--	--	--	25
800-Other Expenditure	583649	43492	193500	16825	27071	--	889	4297	25144	26
902-Deduct-Amount met from Karnataka Silk Worm, Seed, Cocoon and Silk Yarn Development Price Stabilisation Fund	--	--	-2743	--	--	--	--	--	--	27
911-Deduct-Recoveries of Overpayments	-146216	-1136	--	--	--	-2955	--	--	-22	28
Total: Expenditure on Village and Small Industries	26860709	280876	1900285	195062	1529518	361494	689909	221885	206118	29
Charged	--	--	34	--	--	--	--	25	--	30
Voted	26860709	280876	1900251	195062	1529518	361494	689909	221860	206118	31

No. 34-A-2851-ACCOUNT of EXPENDITURE on VILLAGE AND SMALL INDUSTRIES for the year ended 31st March, 2009-Contd.

Item No.	STATE GOVERNMENTS								Total carried over
	Gujarat	Haryana	Himachal Pradesh	Jammu and Kashmir	Jharkhand	Karnataka	Kerala	Madhya Pradesh	
1	46590	9423	5094	42123	5385	2912	60391	--	706859
2	--	--	--	--	--	--	5710	--	140516
3	--	--	--	38840	--	--	--	--	143800
4	--	9482	50000	6191	--	--	9044	39538	178722
5	1152983	43997	246819	153596	46380	832126	280922	5457	7491866
6	51536	--	38898	89462	40631	538381	434196	149626	5477043
7	55798	65	210	493693	26231	--	10500	32860	3571062
8	125300	60768	22000	70414	--	81000	261000	75632	4447646
9	1978	--	--	--	--	4500	409403	--	889162
10	--	--	35446	319596	153353	1202599	--	193823	6035442
11	1645	--	--	--	--	2862	1000	75013	207803
12	--	--	--	--	--	--	--	--	--
13	--	--	500	--	--	--	92212	18338	127147
14	1659	--	--	--	--	--	--	--	2197
15	--	--	--	--	--	--	32000	--	32000
16	--	--	--	--	--	--	--	--	0
17	--	--	--	--	--	796612	400	--	797012
18	--	--	--	--	--	5307	--	--	5307
19	--	--	--	--	--	--	--	--	700
20	325626	--	--	--	--	571	--	198334	7328297
21	--	2315	18330	--	20226	--	--	216999	2545716
22	--	--	--	--	--	--	46	--	46
23	--	--	--	--	--	--	--	--	0
24	288210	--	26124	--	368642	--	--	244167	2175204
25	--	--	--	--	--	(C) 249673	--	--	259227
26	349600	144670	--	643	--	--	17000	11685	1418465
27	--	--	--	--	--	-39549	--	--	-42292
28	-2379	--	--	--	-28043	-7	-6969	--	-187727
29	2398546	270720	443421	1214558	632805	3676987	1606855	1261472	43751220
30	--	--	--	--	--	--	--	104	163
31	2398546	270720	443421	1214558	632805	3676987	1606855	1261368	43751057

(A) Includes Rs. 64814 thousands paid as Grants-in-aids to J&K khadi and Village Industry Board, Rs.90 thousand to DIC Kathua and Rs.80 thousand to DIC Udhampur respectively.

(B) Includes Rs. 56 thousand consequent upon balances of previous years suspense.

(C) Amount transferred to Karnataka Silk Worm Seed Cocoon and Silk Yarn Development price Stabilisation Fund.

No. 34-A-2851-ACCOUNT of EXPENDITURE on VILLAGE AND SMALL INDUSTRIES for the year ended 31st March, 2009-Contd.

	Total brought forward	STATE GOVERNMENTS						Item No.
		Maharashtra	Manipur	Meghalaya	Mizoram	Nagaland	Orissa	
001-Direction and Administration	706859	20057	102623	25053	36888	103055	265898	1
003-Training	140516	--	24066	17189	--	--	--	2
004-Research and Development	143800	--	1781	--	2075	--	--	3
101-Industrial Estates	178722	517	1836	3113	3603	488	--	4
102-Small Scale Industries	7491866	337488	11328	83305	72464	14032	41137	5
103-Handloom Industries	5477043	--	150628	61540	26856	62851	219440	6
104-Handicraft Industries	3571062	2000	5613	10186	12891	8047	68812	7
105-Khadi and Village Industries	4447646	174173	6500	10050	36128	--	38625	8
106-Coir Industries	889162	--	--	--	--	--	9996	9
107-Sericulture Industries	6035442	--	137509	98733	73565	59427	93626	10
108-Powerloom Industries	207803	--	--	--	--	--	4000	11
109-Monitoring and Evaluation	--	--	5200	--	1587	--	--	12
110-Composite Village and Small Industries and Co-operatives	127147	182496	--	--	--	--	--	13
111-Employment Scheme for Unemployed Educated Youths	2197	--	--	--	--	--	--	14
190-Assistance to Public Sector and other Undertakings	32000	--	--	--	--	--	--	15
195-Assistance to Co-operatives	0	--	--	--	--	--	--	16
196-Assistance to Zilla Parishads/ District level Panchayat	797012	--	--	--	--	--	--	17
197-Assistance to Taluk Panchayats	5307	--	--	--	--	--	--	18
198-Assistance to Gram Panchayats	700	--	--	--	--	--	--	19
200-Other Village Industries	7328297	--	--	41743	--	27612	100429	20
789-Special Component Plan for Scheduled Castes	2545716	--	--	--	--	--	88611	21
792-Irrecoverable Loans Written off	46	--	--	--	--	--	--	22
793-Special Central Assistance for Scheduled Castes Component Plan	0	--	--	--	--	--	--	23
796-Tribal Area Sub-plan	2175204	2346	--	--	--	--	132119	24
797-Transfer to/from Reserve Fund and Deposit Accounts	259227	--	--	--	--	--	--	25
800-Other Expenditure	1418465	1520	3000	41457	2029	125851	1109	26
902-Deduct-Amount met from Karnataka Silk Worm, Seed, Cocoon and Silk Yarn Development Price Stabilisation Fund	-42292	--	--	--	--	--	--	27
911-Deduct-Recoveries of Overpayments	-187727	-536	--	--	--	--	-152	28
Total: Expenditure on Village and Small Industries	43751220	720061	450084	392369	268086	401363	1063650	29
Charged	163	--	--	--	--	--	--	30
Voted	43751057	720061	450084	392369	268086	401363	1063650	31

COMBINED FINANCE AND REVENUE ACCOUNTS OF THE UNION AND STATE GOVERNMENTS IN INDIA FOR THE YEAR 2008-09

No. 34-A-2851-ACCOUNT of EXPENDITURE on VILLAGE AND SMALL INDUSTRIES for the year ended 31st March, 2009-Concl'd.

(In thousands of rupees)

Item No.	STATE GOVERNMENTS								Total
	Punjab	Rajasthan	Sikkim	Tamil Nadu	Tripura	Uttar Pradesh	Uttarakhand	West Bengal	
1	248116	4555	19575	5421	66154	169542	-	110700	1884496
2	-	-	59474	-	-	-	-	-	241245
3	-	-	348	-	-	-	-	-	148004
4	-	-	-	6532	2646	-	-	2	197459
5	11623	30082	5311	398945	64870	534162	130156	427044	9653813
6	-	5134	-	1550778	34263	414776	34133	97739	8135181
7	-	4458	-	400	13940	1621	-	46130	3745160
8	31878	230825	20370	485112	21000	440704	69310	92133	6104454
9	-	-	-	-	-	-	-	1804	900962
10	10606	-	-	443398	76896	91100	-	389599	7509901
11	-	-	-	560522	-	-	-	-	772325
12	-	-	-	-	-	-	-	-	6787
13	3000	71570	-	34595	-	2500	-	181939	603247
14	-	-	-	-	-	-	-	-	2197
15	-	-	-	-	-	-	-	-	32000
16	-	-	-	-	-	-	-	-	0
17	-	-	3132	-	-	-	-	-	800144
18	-	-	-	-	-	-	-	-	5307
19	-	-	7308	-	-	-	-	-	8008
20	-	600	15914	17150	1011	-	-	-	7532756
21	-	934	5000	-	-	-	-	155935	2796196
22	-	-	-	-	-	-	-	-	46
23	-	-	-	-	-	-	-	-	0
24	-	737	10000	-	-	-	-	35416	2355822
25	-	-	-	14378	-	-	-	-	273605
26	-	-	-	8104	23838	88386	35555	78368	1827682
27	-	-	-	-19505	-	-	-	-	-61797
28	-	-	-	-3414	-	-	-	-2719	-194548
29	305223	348895	146432	3502416	304618	1742791 (A)	269154	1614090	55280452
30	-	-	-	148	-	-	-	-	311
31	305223	348895	146432	3502268	304618	1742791	269154	1614090	55280141

(A) Includes Rs.402103 thousands spent out of advances from the Contingency Fund upto 31.3.2000 and recouped to the Fund during 2008-09.

No. 34-B-4851-ACCOUNT of CAPITAL OUTLAY on VILLAGE AND SMALL INDUSTRIES during and to the end of the year 2008-09

	(In thousands of rupees)	
	Expenditure	
	During the year	To end of the year
UNION GOVERNMENT		
101-Industrial Estates	—	63302
102-Small Scale Industries	14600	3057393
103-Handloom Industries	119159	714410
104-Handicrafts Industries	23094	840757
109-Composite Village and Small Industries Co-operatives	—	7500
190-Investments in Public Sector and other Undertakings	—	283118
796-Tribal Area Sub-Plan	116	18353
800-Other Expenditure	3115	88357
901-Deduct-Receipts and Recoveries on Capital Account	—	-21608
Total: Union Government	160084	5051582
UNION TERRITORY GOVERNMENT		
PUDUCHERRY		
001-Direction and Administration	—	17
101-Industrial Estates	—	4084
102-Small Scale Industries	—	12
109-Composite Village and Small Industries Co-operatives	—	—
195-Investments in Village and Small Industries Co-operatives.	42820	562095
200-Other Village Industries	—	75
800-Other Expenditure	180	3388
901-Deduct-Receipts and Recoveries on Capital Account	—	—
Total: Government of Puducherry	43000	569671
STATE GOVERNMENTS		
ANDHRA PRADESH		
101-Industrial Estates	—	48981
102-Small Scale Industries	—	245763
103-Handloom Industries	—	273207
104-Handicrafts Industries	—	18174
106-Coir Industries	—	1196
107-Sericulture Industries	126	150565
108-Powerloom Industries	—	1985
109-Composite Village and Small Industries Co-operatives	—	2861
796-Tribal Area Sub-plan	—	9390
800-Other Expenditure	—	6000
797-Transfer to/from Reserve Funds and Deposit Accounts	—	-500
902-Deduct-Amount met from Reserve Funds/Deposit Account	—	—
	520	757622

COMBINED FINANCE AND REVENUE ACCOUNTS OF THE UNION AND STATE GOVERNMENTS IN INDIA FOR THE YEAR 2008-09

No. 34-B-4851-ACCOUNT of CAPITAL OUTLAY on VILLAGE AND SMALL INDUSTRIES during and to the end of the year 2008-09-Contd.

	(In thousands of rupees)	
	During the year	To end of the year
ARUNACHAL PRADESH		
800-Other Expenditure	11249	123677
Total: Government of Arunachal Pradesh	11249	123677
ASSAM		
101-Industrial Estates	8649	126278
102-Small Scale Industries	2850	102841
103-Handloom Industries	—	47798
104-Handicrafts Industries	—	23534
107-Sericulture Industries	—	18575
108-Powerloom Industries	—	120
109-Composite Village and Small Industries Co-operatives.	—	110339
796-Tribal Area Sub-plan	—	13048
800-Other Expenditure	—	35761
Total: Government of Assam	11499	478294
BIHAR		
101-Industrial Estates	—	7715
102-Small Scale Industries	—	18330
103-Handloom Industries	—	154678
105-Khadi and Village Industries	—	25
107-Sericulture Industries	—	1000
109-Composite Village and Small Industries Co-operatives	—	12872
796-Tribal Area Sub-plan	—	77098
800-Other Expenditure	—	942
Total: Government of Bihar	0	272660
CHHATTISGARH		
101-Industrial Estates	145318	2151975
102-Small Scale Industries	—	2936
103-Handloom Industries	—	33564
104-Handicrafts Industries	—	-1
105-Khadi and Village Industries - Investments in share capital of Leather Development corporation	—	—
107-Sericulture Industries	5475	81090
108-Powerloom Industries	—	—
109-Composite Village and Small Industries Co-operatives	1656	6665
190-Investments in public sector and other undertakings.	—	—
789-Special Component plan for Scheduled Castes	100	15574
796-Tribal Area Sub-plan	100	150504
800-Other Expenditure	—	-1
Total: Government of Chhattisgarh	152649	2442306

COMBINED FINANCE AND REVENUE ACCOUNTS OF THE UNION AND STATE GOVERNMENTS IN INDIA FOR THE YEAR 2008-09

No. 34-B-4851-ACCOUNT of CAPITAL OUTLAY on VILLAGE AND SMALL INDUSTRIES during and to the end of the year 2008-09-Contd.

	(In thousands of rupees)- Expenditure	
	During the year	To end of the year
NCT DELHI		
101-Industrial Estates	-3234	748022
102-Small Scale Industries	-	163334
103-Handloom Industries	-	17085
800-Other Expenditure	-	123877
901-Deduct-Receipts and Recoveries on Capital Account	-	-169762
Total: Government of NCT Delhi	-3234	882556
GOA		
102-Small Scale Industries	-	23712
105-Khadi and Village Industries	-	507
190-Investments in Public Sector and other Undertakings	-	124366
800-Other Expenditure	-	99571
Total: Government of Goa	0	248156
GUJARAT		
101-Industrial Estates-	-	7877
102-Small Scale Industries	3406	73590
103-Handloom Industries	-	76706
104-Handicrafts Industries	-	30985
107-Sericulture Industries	-	141
191-Industrial Co-operatives	1863	59144
200-Other Village Industries	-	18927
796-Tribal Area Sub-plan	8316	31283
800-Other Expenditure	2500	8766
Total: Government of Gujarat	16085	307419
HARYANA		
101-Industrial Estates	75	17635
102-Small Scale Industries	7533	34993
195-Industrial Cooperatives	-	18330
800-Other Expenditure	-	62183
Total: Government of Haryana	7608	133141

(A) Decreased proforma by Rs. 1.49 thousand from the closing balance due to retirement / disinvestment.

**No. 34-B-4851-ACCOUNT of CAPITAL OUTLAY on VILLAGE AND SMALL INDUSTRIES during and to the end of
the year 2008-09-Contd.**

	(In thousands of rupees)	
	Expenditure	
	During the year	To end of the year
HIMACHAL PRADESH		
101-Industrial Estates	--	2475
102-Small Scale Industries	9000	529329
103-Handloom Industries	--	33415
104-Handicrafts Industries	--	5348
107-Sericulture Industries	1500	1500
109-Composite Village and Small Industries Co-operatives	--	40379
789-Special Component Plan for Scheduled Castes	1269	1546
796-Tribal Area Sub-plan	40	20317
800-Other Expenditure	128997	132859
Total: Government of Himachal Pradesh	140806	767168
JAMMU AND KASHMIR		
001--Direction and Administration	--	59
101-Industrial Estates	627647	2828335
102-Small Scale Industries	5707	1060896
103-Handloom Industries	20841	145842
104-Handicrafts Industries	262424	495611
105-Khadi and Village Industries	8000	151530
107-Sericulture Industries	34263	527976
108-Pwerloom Industries	--	1441
109-Composite Village and Small Industries Co-operatives	--	620
190-Investments in Public Sector and other undertakings	72700	515467
200-Other village Industries	--	483
800-Other Expenditure	46506	303631
Total: Government of Jammu and Kashmir	(A) 1078088	6031891
KARNATAKA		
101-Industrial Estates	--	170116
102-Small Scale Industries	289644	828049
103-Handloom Industries	--	104898
104-Handicrafts Industries	--	3285
106-Coir Industries	--	40802
107-Sericulture Industries	42401	968702
108-Powerloom Industries	1000	184113
190-Investments in Public Sector and other Undertakings	--	355006
200-Other Village Industries	--	208497
800-Other Expenditure	20000	99588
Total: Government of Karnataka	353045	2963056

(A) Includes Rs. 35800 thousands as Grant-in-aid paid to Director Entrepreneurship Development Institute, Jammu & Kashmir.

**No. 34-B-4851-ACCOUNT of CAPITAL OUTLAY on VILLAGE AND SMALL INDUSTRIES during and to the end of
the year 2008-09-Contd.**

	(In thousands of rupees)	
	Expenditure	
	During the year	To end of the year
KERALA		
101-Industrial Estates	73590	971516
102-Small Scale Industries	32998	344532
103-Handloom Industries	19968	26401
104-Handicrafts Industries	7500	50930
106-Coir Industries	50000	102492
109-Composite Village and Small Industries Co-operatives	—	—
190-Investments in Public Sector and other Undertakings	11000	578476
195-Investments in Industrial Cooperatives	67771	1111642
200-Other Village Industries	3500	31272
800-Other Expenditure	—	(A) -1286
Total: Government of Kerala	266327	3215975
MADHYA PRADESH		
101-Industrial Estates	72320	2085230
102-Small Scale Industries	—	404895
103-Handloom Industries	—	1813
104-Handicrafts Industries	—	1100
105-Khadi and Village Industries	—	5000
107-Sericulture Industries	11404	94406
108-Powerloom Industries	—	3975
109-Composite Village and Small industries Co-operatives	—	206437
190-Investments in Public Sector and other Undertakings	—	9000
789-Special Component Plan for Scheduled Castes	1621	32126
796-Tribal Area Sub-plan	—	244447
800-Other Expenditure	—	18718
Total: Government of Madhya Pradesh	85345	(B) 3107147
MAHARASHTRA		
101-Industrial Estates	—	11357
102-Small Scale Industries	—	338842
109-Composite Village and Small Industries and Co-operatives	144414	1738885
796-Tribal Area Sub-plan	—	2787
800-Other Expenditure	—	10697
Total: Government of Maharashtra	144414	2102568

(A) Minus expenditure is due to receipt and recoveries on capital account being more than the expenditure.

(B) Includes Rs. 2153562 thousands yet to be allocated between Madhya Pradesh and Chhattisgarh.

COMBINED FINANCE AND REVENUE ACCOUNTS OF THE UNION AND STATE GOVERNMENTS IN INDIA FOR THE YEAR 2008-09

No. 34-B-4851-ACCOUNT of CAPITAL OUTLAY on VILLAGE AND SMALL INDUSTRIES during and to the end of the year 2008-09-Contd.

	(In thousands of rupees)	
	Expenditure	
	During the year	To end of the year
MANIPUR		
101-Industrial Estates	—	23459
102-Small Scale Industries	—	15547
103-Handloom Industries	—	95305
104-Handicrafts Industries	—	2218074
107-Sericulture Industries	738309	7215
109-Composite Village and Small industries Co-operatives	—	495
200-Other Village Industries	—	21
800-Other Expenditure	1165	20908
Total: Government of Manipur	739474	2381024
MEGHALAYA		
101-Industrial Estates	1617	317195
102-Small Scale Industries	—	672
103-Handloom Industries	—	1600
104-Handicrafts Industries	2500	20489
109-Composite Village and Small Industries Co-operatives	—	1447
190-Investments in Public Sector and other Undertakings	—	24299
200-Other Village Industries	337	54424
800-Other Expenditure	—	12796
Total: Government of Meghalaya	4454	432922
MIZORAM		
101-Industrial Estates	52800	97918
102-Small Scale Industries	23381	483939
103-handloom Industries	5500	10250
107-Sericulture Industries	—	10169
800-Other Expenditure	—	16281
Total: Government of Mizoram	81681	618557
NAGALAND		
101-Industrial Estates	—	977
102-Small Scale Industries	—	329
104-Handicrafts Industries	—	950
107-Sericulture Industries	11947	56023
200-Other Village Industries	—	2559
800-Other Expenditure	—	150
Total: Government of Nagaland	11947	60988

No. 34-B-4851-ACCOUNT of CAPITAL OUTLAY on VILLAGE AND SMALL INDUSTRIES during and to the end of the year 2008-09-Contd.

	(In thousands of rupees)	
	Expenditure	
	During the year	To end of the year
ORISSA		
001-Direction and Administration		182
101-Industrial Estates		32040
102-Small Scale Industries		111535
103-Handloom Industries		42090
104-Handicrafts Industries		12921
106-Coir Industries		2457
107-Sericulture Industries		3593
108-Powerloom Industries		25610
109-Composite Village and Small Industries Co-operatives		80196
190-Investments in Public Sector and other Undertakings		29924
195-Investments in Cooperatives		50508
200-Other Village Industries		4900
796-Tribal Area Sub-plan		9742
800-Other Expenditure		26844
901-Deduct-Receipts and Recoveries on Capital Account		-123
Total: Government of Orissa	0	432419
PUNJAB		
101-Industrial Estates	-17	95118
102-Small Scale Industries		339179
103-Handloom Industries		86274
107-Sericulture Industries		598 (A)
109-Composite Village and Small Industries Co-operatives		90897
200-Other Village Industries	380	10155
800-Other Expenditure	199970	913034
901-Deduct-Receipts and Recoveries on Capital Account		-5079
Total: Government of Punjab	200333	1530176 (A)

(A) Differs by Rs.49 thousands (decreased) due to disinvestment made during the year.

COMBINED FINANCE AND REVENUE ACCOUNTS OF THE UNION AND STATE GOVERNMENTS IN INDIA FOR THE YEAR 2008-09

No. 34-B-4851-ACCOUNT of CAPITAL OUTLAY on VILLAGE AND SMALL INDUSTRIES during and to the end of the year 2008-09-contd.

	(In thousands of rupees)	
	Expenditure	
	During the year	To end of the year
RAJASTHAN		
101-Industrial Estates	—	18526
102-Small Scale Industries	—	(A) 52189
103-Handloom Industries	—	(B) 107719
200-Other Village Industries	12813	108428
796-Tribal Area Sub-plan	—	1261
Total: Government of Rajasthan	12813	288123
SIKKIM		
101-Industrial Estates	28772	69873
102-Small Scale Industries	10989	73215
103-Handloom Industries	—	10000
104-Handicrafts Industries	—	5150
Total: Government of Sikkim	39761	158238
TAMIL NADU		
101-Industrial Estates	—	79672
102-Small Scale Industries	—	77263
103-Handloom Industries	—	352108
104-Handicrafts Industries	—	16323
105-Khadi and Village Industries	—	-600
106-Coir Industries	—	3318
107-Sericulture Industries	—	143568
108-Powerloom Industries	3000	5000
109-Composite Village and Small Industries Co-operatives	—	62767
190-Investments in Public Sector and other Undertakings	—	293995
195-Investments in Cooperatives	—	7214
200-Other Village Industries	—	506
799-Suspense	—	-101
800-Other Expenditure	—	2556
901-Deduct-Receipts and Recoveries on Capital Account	-2000	-2174
Total: Government of Tamil Nadu	1000	1041415
TRIPURA		
101-Industrial Estates	—	23337
103-Handloom Industries	—	2650
108-Powerloom Industries	1000	1750
109-Composite Village and Small Industries Co-operatives	—	13515
800-Other Expenditure	—	5524
Total: Government of Tripura	1000	46776

(A) It includes investment of Rs. 46356 thousands in Rajasthan Small Industries Corporation Limited, Jaipur

(B) It includes investment in Rajasthan Small Industries Corporation Limited, Jaipur (Rs. 5083 thousands) and Handloom Societies (Rs. 2500 thousands) and Rajasthan State Handloom Development Corporation Limited (Rs. 56000 thousands).


Economic Services

No. 34-B-4851-ACCOUNT of CAPITAL OUTLAY on VILLAGE AND SMALL INDUSTRIES during and to the end of the year 2008-09-Conclid.

	(In thousands of Rupees)	
	Expenditure	
	During the year	To end of the year
UTTAR PRADESH		
101-Industrial Estates	--	356667
102-Small Scale Industries	--	99293
103-Handloom Industries	--	357066
104-Handicrafts Industries	--	38612
105- Kandi and Village Industries	--	--
106-Coir Industries	--	--
107-Sericulture Industries	--	37361
109-Composite Village and Small Industries Cooperatives	--	41680
190-Investments in Public Sector and other Undertakings	17381	29881
191-Investments in Cooperatives	--	--
789-Special Component Plan for SC	--	--
796-Tribal Areas Sub Plan	--	--
800-Other Expenditure	14732	339815
Total: Government of Uttar Pradesh	32113	1300375 (A)
UTTARAKHAND		
101-Industrial Estates	--	--
102-Small Scale Industries	44545	405638
103-Handloom Industries	--	--
104-Handicrafts Industries	--	--
107-Sericulture Industries	--	--
109-Composite Village and Small Industries Cooperatives	--	--
800-Other Expenditure	--	-246
Total: Government of Uttarakhand	44545	405392
WEST BENGAL		
101-Industrial Estates	--	30300
102-Small Scale Industries	25543	189598
103-Handloom Industries	--	385025
104-Handicrafts Industries	15000	132620
105-Khadi and Village Industries	--	3177
106-Coir Industries	--	14
107- Sericulture industries	--	60656
109-Composite Village and Small Industries Co-operatives	168210	1343194
191- Investments in Co-operatives	--	128171
794-Special Component Plan for Scheduled Castes	--	--
789- Special Component Plan for SC	5982	5994
796- Tribal area Sub-plan	1616	1754
Total: Government of West Bengal	216351	2280503
Total: Capital Outlay on Village and Small Industries	3852563	40431797

(A) Includes Rs. 1012339 thousands yet to be allocated between Uttar Pradesh and Uttarakhand.

Economic Services



No. 34-C-6851-ACCOUNT of LOANS for VILLAGE AND SMALL INDUSTRIES showing the amounts ADVANCED and REPAYED during the year ended 31st March, 2009 and the BALANCES of such LOANS at the commencement and at the end of the year 2008-09

	Union Government	U.T. Govt. Puducherry	STATE GOVERNMENTS							Item No.
			Andhra Pradesh	Arunachal Pradesh	Assam	Bihar	Chhattisgarh	NCT Delhi	Goa	
(In thousands of rupees)										
101-Industrial Estates-										
Balance 1st April, 2008.	4257	-	-	-	3257	-5142	573	1374	-	1
Advanced during the year	-	-	-	-	-	-	915	-	-	2
Repaid during the year	-	-	-	-	-	65 (A)	550	-	-	3
Balance 31st March, 2009	4257	0	0	0	3257	-5207	938	1374	0	4
102-Small Scale Industries-										
Balance 1st April, 2008.	-3074	360	47742	19196	228791	8518	-	4396	766	5
Advanced during the year	-	-	-	-	7400	-	-	-	-	6
Repaid during the year	46 (A)	34	-	69	205	118	-	3455	65	7
Balance 31st March, 2009	-3120	326	47742	19127	235986	8400	0	941	701	8
103-Handloom Industries-										
Balance 1st April, 2008.	1455	-	494150	-	97091	25676	82	2999	-	9
Advanced during the year	-	-	293020	-	2490	-	-	100	-	10
Repaid during the year	-	-	80002	-	-	-	-	-	-	11
Balance 31st March, 2009	1455	0	707168	0	99581	25676	82	3099	0	12
104-Handicraft Industries-										
Balance 1st April, 2008.	6830	-	6760	-	1322	-	-	129	-1	13
Advanced during the year	-	-	-	-	-	-	-	-	-	14
Repaid during the year	4	-	-	-	-	-	-	-	-	15
Balance 31st March, 2009	6826	0	6760	0	1322	0	0	129	-1 (B)	16
105-Khadl and Village Industries-										
Balance 1st April, 2008.	12714139	-	148	-	191	-	15	27572	-	17
Advanced during the year	30000	-	-	-	-	-	-	-	-	18
Repaid during the year	449850	-	-	-	-	-	-	5	-	19
Balance 31st March, 2009	12294289	0	148	0	191	0	15	27567	0	20
106-Coir Industries-										
Balance 1st April, 2008.	9728	-	642	-	-	-	-	-	-	21
Advanced during the year	3000	-	-	-	-	-	-	-	-	22
Repaid during the year	5549	-	-	-	-	-	-	-	-	23
Balance 31st March, 2009	7179	0	642	0	0	0	0	0	0	24

(A) Adverse balance is under investigation.

(B) Minus balance is due to misclassification of repayments by the department.

No. 34-C-6851-ACCOUNT of LOANS for VILLAGE AND SMALL INDUSTRIES showing the amounts ADVANCED and REPAID during the year ended 31st March, 2009 and the BALANCES of such LOANS at the commencement and at the end of the year 2008-09-Contd.

Item No.	STATE GOVERNMENTS								Total carried over
	Gujarat	Haryana	Himachal Pradesh	Jammu and Kashmir	Jharkhand	Karnataka	Kerala	Madhya Pradesh	
1	-	-	-	76	-	-	-2515	-	1880
2	-	-	-	-	-	-	-	-	915
3	-	-	-	31	-	-	-	-	646
4	0	0	0	45	0	0	-2515	0	2149
5	45999	3206805	4266	82983	-5592	281673	630958	52	4553839
6	-	105300	-	-	-	200	47155	-	160055
7	10362	957890	691	60	1004	4363	61379	-	1039741
8	35637	2354215	3575	82923	-6596	277510	616734	52	3674153
9	43325	1047	27160	26291	-	163522	301398	208	1184404
10	-	-	-	-	-	-	94280	-	389890
11	-	-	138	-	-	543	474	-	81157
12	43325	1047	27022	26291	0	162979	395204	208	1493137
13	73277	-	-	-	-	12184	-30	-	100471
14	-	-	-	-	-	-	-	-	0
15	-	-	-	-	-	-	-	-	4
16	73277	0	0	0	0	12184	(A) -30	0	100467
17	63535	-	-	12	-	3187	22	28	12808849
18	1200	-	-	-	-	-	-	-	31200
19	57	-	-	-	-	-	-	-	449912
20	64678	0	0	12	0	3187	22	28	12390137
21	-	-	-	-	-	97608	183272	-	291250
22	-	-	-	-	-	-	891	-	3891
23	-	-	-	-	-	-	86	-	5635
24	0	0	0	0	0	97608	184077	0	289506

(A) Minus balance is under investigation.

Loans and Advances

No. 34-C-6851-ACCOUNT of LOANS for VILLAGE AND SMALL INDUSTRIES showing the amounts ADVANCED and REPAYED during the year ended 31st March, 2009 and the BALANCES of such LOANS at the commencement and at the end of the year 2008-09-Contd.

	Total brought forward	STATE GOVERNMENTS						Item No.
		Maharashtra	Manipur	Meghalaya	Mizoram	Nagaland	Orissa	
(In thousands of rupees)								
101-Industrial Estates-								
Balance 1st April, 2008.	1880	5069	—	—	—	—	—	1
Advanced during the year	915	—	—	—	—	—	—	2
Repaid during the year	646	22	—	—	—	—	—	3
Balance 31st March, 2009	2149	5047	0	0	0	0	0	4
102-Small Scale Industries-								
Balance 1st April, 2008.	4553839	124666	12382	743	23214	24	5143	5
Advanced during the year	160055	9306	—	—	87200	—	—	6
Repaid during the year	1039741	1719	2	—	—	—	2661	7
Balance 31st March, 2009	3674153	132253	12380	743	110414	24	2482	8
103-Handloom Industries-								
Balance 1st April, 2008.	1184404	7841	43357	—	3380	231	3018	9
Advanced during the year	389890	—	—	—	—	—	—	10
Repaid during the year	81157	1	—	—	—	—	178	11
Balance 31st March, 2009	1493137	7840	43357	0	3380	231	2840	12
104-Handicraft Industries-								
Balance 1st April, 2008.	100471	79366	1911	—	—	9	—	13
Advanced during the year	0	—	—	—	—	—	—	14
Repaid during the year	4	5	—	—	—	—	—	15
Balance 31st March, 2009	100467	79361	1911	0	0	9	0	16
105-Khadi and Village Industries-								
Balance 1st April, 2008.	12808849	—	—	—	—	—	—	17
Advanced during the year	31200	—	—	—	—	—	—	18
Repaid during the year	449912	—	—	—	—	—	—	19
Balance 31st March, 2009	12390137	0	0	0	0	0	0	20
106-Coir Industries-								
Balance 1st April, 2008.	291250	—	—	—	—	—	1540	21
Advanced during the year	3891	—	—	—	—	—	—	22
Repaid during the year	5635	—	—	—	—	—	—	23
Balance 31st March, 2009	289506	0	0	0	0	0	1540	24

No. 34-C-6851-ACCOUNT of LOANS for VILLAGE AND SMALL INDUSTRIES showing the amounts ADVANCED and REPAID during the year ended 31st March, 2009 and the BALANCES of such LOANS at the commencement and at the end of the year 2008-09-Contd.

Item No.	STATE GOVERNMENTS								Total
	Punjab	Rajasthan	Sikkim	Tamil Nadu	Tripura	Uttar Pradesh	Uttarakhand	West Bengal	
1	25781	-	-	-5615	-	44969	-	22	72106
2	-	-	-	-	-	-	-	-	915
3	13672	-	-	20	-	2023	-	-	16383
4	12109	0	0	-5635	0	42946	0	22	56638
5	(A) 31932	14499	-	19333	14564	281525	-2329	147717	5227252
6	-	-	-	26338	-	7141	-	-	290040
7	1207	1497	-	13203	62	33607	48	2330	1096077
8	30725	13002	0	32468	14502	255059	-2377	145387	4421215
9	-	113988	47	1276609	18829	285461	-	8216	2945381
10	-	-	-	-	-	-	-	-	389890
11	-	-	-	25331	-	476	-	-	107143
12	0	113988	47	1251278	18829	284985	0	8216	3228128
13	-	-	57	-2818	-	6163	-	367	185526
14	-	-	-	-	-	-	-	-	0
15	-	-	-	-	-	27	-	-	36
16	0	0	57	(B) -2818	0	6136	0	367	185490
17	-	3374	-	484	-	1658	-	-	12814365
18	-	-	-	-	-	-	-	-	31200
19	-	-	-	-	-	17	-	-	449929
20	0	3374	0	484	0	1641	0	0	12395636
21	-	-	-	20702	-	-	-	155	313647
22	-	-	-	5950	-	-	-	-	9841
23	-	-	-	8753	-	-	-	-	14388
24	0	0	0	17899	0	0	0	155	309100

(A) Differs by Rs.1 thousand (decreased) due to rounding.
 (B) Minus balance is under examination.

Loans and Advances

No. 34-C-6851-ACCOUNT of LOANS for VILLAGE AND SMALL INDUSTRIES showing the amounts ADVANCED and REPAYED during the year ended 31st March, 2009 and the BALANCES of such LOANS at the commencement and at the end of the year 2008-09-Contd.

	(In thousands of rupees)									Item No.
	Union Government	U.T. Govt. Puducherry	STATE GOVERNMENTS						Goa	
			Andhra Pradesh	Arunachal Pradesh	Assam	Bihar	Chhattisgarh	NCT Delhi		
107-Sericulture Industries-										
Balance 1st April, 2008.	739	—	5645	—	1076	—	—	—	—	1
Advanced during the year	—	—	—	—	—	—	—	—	—	2
Repaid during the year	—	—	4	—	—	—	—	—	—	3
Balance 31st March, 2009	739	0	5641	0	1076	0	0	0	0	4
108-Powerloom Industries-										
Balance 1st April, 2008.	0	0	8905	0	0	0	0	0	0	5
Advanced during the year	—	—	—	—	—	—	—	—	—	6
Repaid during the year	—	—	—	—	—	—	—	—	—	7
Balance 31st March, 2009	0	0	8905	0	0	0	0	0	0	8
109-Composite Village and Small Industries Cooperatives-										
Balance 1st April, 2008.	107	4406	19516	—	165154	6640	12509	—	—	9
Advanced during the year	—	750	—	—	—	—	1642	—	—	10
Repaid during the year	—	64	286	—	—	—	257	—	—	11
Balance 31st March, 2009	107	5092	19230	0	165154	6640	13894	0	0	12
190-Loans to Public Sector and other Undertakings-										
Balance 1st April, 2008.	317496	—	15310	—	—	—	—	—	—	13
Advanced during the year	40000	—	—	—	—	—	—	—	—	14
Repaid during the year	—	—	—	—	—	—	—	—	—	15
Balance 31st March, 2009	357496	0	15310	0	0	0	0	0	0	16
195-Loans to Industrial Cooperatives-										
Balance 1st April, 2008.	—	—	—	—	—	—	—	—	—	17
Advanced during the year	—	—	—	—	—	—	—	—	—	18
Repaid during the year	—	—	—	—	—	—	—	—	—	19
Balance 31st March, 2009	0	0	0	0	0	0	0	0	0	20
196-Loans to Zilla Parishads/District level Panchayats other Loans-										
Balance 1st April, 2008.	—	—	—	—	—	—	—	—	—	21
Advanced during the year	—	—	—	—	—	—	—	—	—	22
Repaid during the year	—	—	—	—	—	—	—	—	—	23
Balance 31st March, 2009	0	0	0	0	0	0	0	0	0	24
200-Other Village Industries-										
Balance 1st April, 2008.	2171955	—	10470	—	15207	33479	4046	—	-568	25
Advanced during the year	—	—	—	—	—	—	—	—	—	26
Repaid during the year	(A) -40	—	—	—	—	106	—	—	—	27
Balance 31st March, 2009	2171995	0	10470	0	15207	33373	4046	0	(B) -568	28

(A) Minus transaction is under investigation.

(B) Minus balance is due to misclassification of repayments by the Department.

No. 34-C-6851-ACCOUNT of LOANS for VILLAGE AND SMALL INDUSTRIES showing the amounts ADVANCED and REPAID during the year ended 31st March, 2009 and the BALANCES of such LOANS at the commencement and at the end of the year 2008-09-Contd.

Item No.	STATE GOVERNMENTS								Total carried over
	Gujarat	Haryana	Himachal Pradesh	Jammu and Kashmir	Jharkhand	Karnataka	Kerala	Madhya Pradesh	
1	54	-	-	-	-	49354	-	-	56868
2	-	-	-	-	-	-	-	-	0
3	-	-	-	-	-	53	-	-	57
4	54	0	0	0	0	49301	0	0	56811
5	585	0	0	2445	0	138573	5199	0	155707
6	-	-	-	-	-	11500	-	-	11500
7	-	-	-	-	-	-	-	-	0
8	585	0	0	2445	0	150073	5199	0	167207
9	-	-	10793	-	-	48788	511631	60096	839640
10	-	-	2000	-	-	-	23808	-	28200
11	-	-	2204	-	-	-	1	657	3469
12	0	0	10589	0	0	48788	535438	59439	864371
13	4000	-	-	-	-	-	195893	-	532699
14	-	-	-	-	-	-	3600	-	43600
15	-	-	-	-	-	-	33	-	33
16	4000	0	0	0	0	0	199460	0	576266
17	28392	3204	-	-	-	-	1117615	-	1149211
18	332	-	-	-	-	-	73832	-	74164
19	153	-	-	-	-	-	21	-	174
20	28571	3204	0	0	0	0	1191426	0	1223201
21	-	-	-	-	-	-	1262	-	1262
22	-	-	-	-	-	-	-	-	0
23	-	-	-	-	-	-	-	-	0
24	0	0	0	0	0	0	1262	0	1262
25	1275	154	18681	259136	-640	81652	1016	10028	2605891
26	-	-	-	-	-	-	-	-	0
27	-	-	-	-	-	377	23	-	466
28	1275	154	18681	259136	-640	81275	993	10028	2605425

Loans and Advances

No. 34-C-6851-ACCOUNT of LOANS for VILLAGE AND SMALL INDUSTRIES showing the amounts ADVANCED and REPAID during the year ended 31st March, 2009 and the BALANCES of such LOANS at the commencement and at the end of the year 2008-09-Contd.

	Total brought forward	STATE GOVERNMENTS						Item No.
		Maharashtra	Manipur	Meghalaya	Mizoram	Nagaland	Orissa	
107-Sericulture Industries-								
Balance 1st April, 2008.	56868	--	10	--	--	--	--	1
Advanced during the year	0	--	--	--	--	--	--	2
Repaid during the year	57	--	--	--	--	--	--	3
Balance 31st March, 2009	56811	0	10	0	0	0	0	4
108-Powerloom Industries-								
Balance 1st April, 2008.	155707	288195	0	0	0	0	1781	5
Advanced during the year	11500	--	--	--	--	--	--	6
Repaid during the year	0	1	--	--	--	--	--	7
Balance 31st March, 2009	167207	288194	0	0	0	0	1781	8
109-Composite Village and Small Industries Cooperatives-								
Balance 1st April, 2008.	839640	2005687	--	--	5505	--	63176	9
Advanced during the year	28200	161386	--	--	--	--	--	10
Repaid during the year	3469	4235	--	--	--	--	--	11
Balance 31st March, 2009	864371	2162838	0	0	5505	0	63176	12
190-Loans to Public Sector and other Undertakings-								
Balance 1st April, 2008.	532699	--	--	--	--	--	37316	13
Advanced during the year	43600	--	--	--	--	--	--	14
Repaid during the year	33	--	--	--	--	--	--	15
Balance 31st March, 2009	576266	0	0	0	0	0	37316	16
195-Loans to Industrial Cooperatives-								
Balance 1st April, 2008.	1149211	--	--	--	--	--	70440	17
Advanced during the year	74164	--	--	--	--	--	--	18
Repaid during the year	174	--	--	--	--	--	1005	19
Balance 31st March, 2009	1223201	0	0	0	0	0	69435	20
196-Loans to Zilla Parishads/District level Panchayats other Loans-								
Balance 1st April, 2008.	1262	--	--	--	--	--	--	21
Advanced during the year	0	--	--	--	--	--	--	22
Repaid during the year	0	--	--	--	--	--	--	23
Balance 31st March, 2009	1262	0	0	0	0	0	0	24
200-Other Village Industries-								
Balance 1st April, 2008.	2605891	8	13094	--	2579	2662	4931	25
Advanced during the year	0	--	--	--	--	--	--	26
Repaid during the year	466	--	--	--	--	--	--	27
Balance 31st March, 2009	2605425	8	13094	0	2579	2662	4931	28

No. 34-C-6851-ACCOUNT of LOANS for VILLAGE AND SMALL INDUSTRIES showing the amounts ADVANCED and REPAYD during the year ended 31st March, 2009 and the BALANCES of such LOANS at the commencement and at the end of the year 2008-09-Contd.

(In thousands of rupees)

Item No.	STATE GOVERNMENTS								Total
	Punjab	Rajasthan	Sikkim	Tamil Nadu	Tripura	Uttar Pradesh	Uttarakhand	West Bengal	
1	-	-	-	-2927	-	-1801	-	2718	54868
2	-	-	-	-	-	-	-	-	0
3	-	-	-	(A)	-	(A)	-	0	57
4	0	0	0	-2927	0	-1801	0	2718	54811
5	0	0	0	0	0	-146	-	50	445587
6	-	-	-	-	-	-	-	-	11500
7	-	-	-	-	-	(A)	-	-	1
8	0	0	0	0	0	-146	0	50	457086
9	-	7779	33	373	-	65833	-	-	2988026
10	-	-	-	-	-	-	-	-	189586
11	-	410	-	-	-	-	-	-	8114
12	0	7369	33	373	0	65833	0	0	3169498
13	-	-	-	-14032	-	-	-	362016	917999
14	-	-	-	-	-	-	-	-	43600
15	-	-	-	-18552	-	-	-	-	-18519
16	0	0	0	4520	0	0	0	362016	980118
17	-	-	-	-7995	-	-	-	376457	1588113
18	-	-	-	-	-	-	-	69072	143236
19	-	-	-	-	-	-	-	17576	18755
20	0	0	0	(A) -7995	0	0	0	427953	1712594
21	-	-	-	-	-	-	-	-	1262
22	-	-	-	-	-	-	-	-	0
23	-	-	-	-	-	-	-	-	0
24	0	0	0	0	0	0	0	0	1262
25	-	33895	28	-3510	1474	48327	-594	8458	2717243
26	-	-	-	-	-	-	-	-	0
27	-	15473	-	(A)	-	176	-	-	16115
28	0	18422	28	-3510	1474	48151	-594	8458	2701128

(A) Minus balances are under investigation.

Loans and Advances

No. 34-C-6851-ACCOUNT of LOANS for VILLAGE AND SMALL INDUSTRIES showing the amounts ADVANCED and REPAYED during the year ended 31st March, 2009 and the BALANCES of such LOANS at the commencement and at the end of the year 2008-09-Contd.

(In thousands of rupees)

	Union Government	U.T. Govt. Puduchery	STATE GOVERNMENTS							Item No.
			Andhra Pradesh	Arunachal Pradesh	Assam	Bihar	Chhattisgarh	NCT Delhi	Goa	
789-Special Component Plan for Scheduled Castes-										
Balance 1st April, 2008.	-	-	-	-	7187	-	525	-	-	1
Advanced during the year	-	-	-	-	-	-	-	-	-	2
Repaid during the year	-	-	-	-	-	-	-	-	-	3
Balance 31st March, 2009	0	0	0	0	7187	0	525	0	0	4
793-Special Central Assistance for Scheduled Castes Component Plan-										
Balance 1st April, 2008.	-	-	-	-	-	-	-	-	-	5
Advanced during the year	-	-	-	-	-	-	-	-	-	6
Repaid during the year	-	-	-	-	-	-	-	-	-	7
Balance 31st March, 2009	0	0	0	0	0	0	0	0	0	8
796-Tribal Area Sub-plan-										
Balance 1st April, 2008.	137	-	447	-	24733	27019	5607	-	-	9
Advanced during the year	-	-	-	-	-	-	-	-	-	10
Repaid during the year	-	-	-	-	-	-	-	-	-	11
Balance 31st March, 2009	137	0	447	0	24733	27019	5607	0	0	12
800-Other Loans-										
Balance 1st April, 2008.	150	-	-	-	9153	-	-	-	-	13
Advanced during the year	-	-	-	-	-	-	-	-	-	14
Repaid during the year	-	-	-	-	-	-	-	-	-	15
Balance 31st March, 2009	150	0	0	0	9153	0	0	0	0	20
902-Deduct amount met from Industrial Loan Fund-										
Balance 1st April, 2008.	-	-	-	-	-	-	-	-	-	21
Advanced during the year	-	-	-	-	-	-	-	-	-	22
Repaid during the year	-	-	-	-	-	-	-	-	-	23
Balance 31st March, 2009	0	0	0	0	0	0	0	0	0	24
Total: Loans for Village and Small Industries-										
Balance 1st April, 2008.	15223919	4766	609735	19196	553162	96145	23357	36470	198	25
Advanced during the year	73000	750	293020	0	9890	0	2557	100	0	26
Repaid during the year	455409	98	80292	69	205	289	807	3460	65	27
Balance 31st March, 2009	14841510	5418	822463	19127	562847	95901	25107	33110	132	28
Interest received and credited to revenue	519075	11	25978	-	-	-	-	-	-	29

No. 34-C-6851-ACCOUNT of LOANS for VILLAGE AND SMALL INDUSTRIES showing the amounts ADVANCED and REPAYD during the year ended 31st March, 2009 and the BALANCES of such LOANS at the commencement and at the end of the year 2008-09-Contd.

Item No.	STATE GOVERNMENTS								Total carried over
	Gujarat	Haryana	Himachal Pradesh	Jammu and Kashmir	Jharkhand	Karnataka	Kerala	Madhya Pradesh	
1	—	—	—	—	—	—	—	2808	10520
2	—	—	—	—	—	—	—	—	0
3	—	—	—	—	—	—	—	—	0
4	0	0	0	0	0	0	0	2808	10520
5	—	—	—	—	—	—	—	2325	2325
6	—	—	—	—	—	—	—	—	0
7	—	—	—	—	—	—	—	—	0
8	0	0	0	0	0	0	0	2325	2325
9	82995	—	—	—	—3450	—	—	17172	154660
10	510	—	—	—	—	—	—	—	510
11	15	—	—	—	65	—	—	—	80
12	83490	0	0	0	—3515	0	0	17172	155090
17	—	—	—	—	—	—	—	—	9303
18	—	—	—	—	—	—	—	—	0
19	—	—	—	—	—	—	—	—	0
20	0	0	0	0	0	0	0	0	9303
21	—	—449	—	—	—	—	—	—	—449
22	—	—	—	—	—	—	—	—	0
23	—	—3	—	—	—	—	—	—	—3
24	0	—446	0	0	0	0	0	0	—446
25	343437	3210761	60900	370943	—9682	876541	2945721	92717	24458330
26	2042	105300	2000	0	0	11700	243566	0	743925
27	10587	957887	3033	91	1069 (A)	5336	62017	657	1581371
28	334892	2358174	59867	370852	—10751	882905	3127270	92060	23620884
29	—	105749	1367	26979	—	—	—	—	679159

(A) Minus balance is due to non-allocation of balances as on 14.11.2000 between Bihar and Jharkhand.

No. 34-C-6851-ACCOUNT of LOANS for VILLAGE AND SMALL INDUSTRIES showing the amounts ADVANCED and REPAYED during the year ended 31st March, 2009 and the BALANCES of such LOANS at the commencement and at the end of the year 2008-09-Contd.

	Total brought forward	(In thousands of rupees)						Item No.
		STATE GOVERNMENTS						
		Maharashtra	Manipur	Meghalaya	Mizoram	Nagaland	Orissa	
789-Special Component Plan for Scheduled Castes-								
Balance 1st April, 2008.	10520	--	--	--	--	--	--	1
Advanced during the year	0	--	--	--	--	--	--	2
Repaid during the year	0	--	--	--	--	--	--	3
Balance 31st March, 2009	10520	0	0	0	0	0	0	4
793-Special Central Assistance for Scheduled Castes Component Plan-								
Balance 1st April, 2008.	2325	--	--	--	--	--	--	5
Advanced during the year	0	--	--	--	--	--	--	6
Repaid during the year	0	--	--	--	--	--	--	7
Balance 31st March, 2009	2325	0	0	0	0	0	0	8
796-Tribal Area Sub-plan-								
Balance 1st April, 2008.	154660	3020	--	--	--	--	10295	9
Advanced during the year	510	439	--	--	--	--	--	10
Repaid during the year	80	--	--	--	--	--	7	11
Balance 31st March, 2009	155090	3459	0	0	0	0	10288	12
800-Other Loans-								
Balance 1st April, 2008.	9303	--	54900	--	--	--	--	17
Advanced during the year	0	--	--	--	--	--	--	18
Repaid during the year	0	--	--	--	--	--	--	19
Balance 31st March, 2009	9303	0	54900	0	0	0	0	20
902-Deduct amount met from Industrial Loan Fund-								
Balance 1st April, 2008.	-449	--	--	--	--	--	--	21
Advanced during the year	0	--	--	--	--	--	--	22
Repaid during the year	-3	--	--	--	--	--	--	23
Balance 31st March, 2009	-446	0	0	0	0	0	0	24
Total: Loans for Village and Small Industries-								
Balance 1st April, 2008.	24458330	2513852	125654	743	34678	2926	197640	25
Advanced during the year	743925	171131	0	0	87200	0	0	26
Repaid during the year	1581371	5983	2	0	0	0	3851	27
Balance 31st March, 2009	23620884	2679000	125652	743	121878	2926	193789	28
Interest received and credited to revenue	679159	5691	--	--	--	--	--	29

No. 34-C-6851-ACCOUNT of LOANS for VILLAGE AND SMALL INDUSTRIES showing the amounts ADVANCED and REPAID during the year ended 31st March, 2009 and the BALANCES of such LOANS at the commencement and at the end of the year 2008-09-Concl'd.

Item No.	STATE GOVERNMENTS								Total
	Punjab	Rajasthan	Sikkim	Tamil Nadu	Tripura	Uttar Pradesh	Uttarakhand	West Bengal	
1	—	—	—	—	—	—	—	2279	12799
2	—	—	—	—	—	—	—	—	0
3	—	—	—	—	—	—	—	—	0
4	0	0	0	0	0	0	0	2279	12799
5	—	—	—	—	—	—	—	—	2325
6	—	—	—	—	—	—	—	—	0
7	—	—	—	—	—	—	—	—	0
8	0	0	0	0	0	0	0	0	2325
9	—	14	—	—	—	—	—	1260	12799
10	—	—	—	—	—	—	—	—	949
11	—	—	—	—	—	—	—	—	87
12	0	14	0	0	0	0	0	1260	13661
17	—	—	—	—	—	19909	—	—	84112
18	—	—	—	—	—	—	—	—	0
19	—	—	—	—	—	—	—	—	0
20	0	0	0	0	0	19909	0	0	84112
21	—	—	—	—	—	—	—	—	-449
22	—	—	—	—	—	—	—	—	0
23	—	—	—	—	—	—	—	—	-3
24	0	0	0	0	0	0	0	0	-446
25	57713	173549	165	1280604	34867	751898	-2923	909715	30382961
26	0	0	0	32288	0	7141	0	69072	1110757
27	14879	17380	0	28755	62	36326 (A)	48 (B)	19906	1708563
28	42834	156169	165	1284137	34805	722713	-2971	958881	29785155
29	—	—	—	—	—	—	—	1664	686514

(A) The amount of Rs.637816 thousands is yet to be allocated between Uttar Pradesh and its successor state.

(B) Adverse balances are due to non-apportionment of balance of Composite state.

No. 35-0852-ACCOUNT of RECEIPTS from INDUSTRIES for the year ended 31st March, 2009

(In thousands of rupees)

	Union Government	U.T. Govt. Puducherry	STATE GOVERNMENTS							Item No.
			Andhra Pradesh	Arunachal Pradesh	Assam	Bihar	Chhattisgarh	NCT Delhi	Goa	
01-Iron and Steel Industries-										
101-Mining	2703	--	--	--	--	--	--	1266	--	1
105-Manufacture	4015000	--	--	--	--	--	--	6	--	2
800-Other Receipts	--	--	--	--	--	--	--	--	--	3
02-Cement and Non-Metallic Mineral Industries-										
205-Cement	154516	--	--	--	--	--	--	--	--	4
800-Other Receipts	3889250	--	--	--	--	--	--	150	--	5
03-Fertilizer Industries-										
800-Other Receipts	14082	--	--	--	--	--	--	--	--	6
04-Petrochemical Industries-										
800-Other Receipts	--	--	--	--	61	--	--	--	--	7
05-Chemical Industries										
800-Other Receipts	90802	--	--	--	--	--	--	--	--	8
06-Engineering Industries-										
101-Other Industrial Machinery Industries	--	--	--	--	--	--	--	--	--	9
102-Transport Equipment industries	--	--	--	--	--	--	--	--	--	10
103- Other Engineering Industries	--	--	--	--	--	--	--	--	--	11
203-Electrical Engineering Industries	--	--	--	--	--	--	--	--	--	12
800-Other Receipts	--	--	--	--	--	--	--	--	--	13
07-Telecommunication and Electronic Industries-										
101-Telecommunication	--	--	--	--	--	--	--	--	--	14
202- Electronics	87985	--	--	--	--	--	--	--	--	15
800-Other Receipts	--	--	--	--	--	--	1	--	--	16

No. 35-0852-ACCOUNT of RECEIPTS from INDUSTRIES for the year ended 31st March, 2009-Contd.

(In thousands of rupees)

Item No.	STATE GOVERNMENTS								Total carried over
	Gujarat	Haryana	Himachal Pradesh	Jammu and Kasnmir	Jharkhand	Karnataka	Kerala	Madhya Pradesh	
1	--	--	--	--	--	--	--	--	3969
2	8857	--	--	--	--	--	--	--	4023863
3	21094	15736	--	--	--	--	--	--	36830
4	--	--	--	--	--	--	--	--	154516
5	--	--	--	--	--	--	--	--	3889400
6	--	--	--	--	--	--	--	--	14082
7	3488	--	--	--	--	--	--	--	3549
8	--	--	--	--	--	--	--	--	90802
9	--	--	--	--	--	--	--	--	0
10	--	--	--	--	--	--	--	--	0
11	--	--	--	--	--	3008	--	--	3008
12	--	--	--	--	--	--	--	--	0
13	--	--	--	--	--	--	--	--	0
14	--	--	--	--	--	--	--	--	0
15	--	--	--	--	--	--	32800	--	120785
16	--	--	85537	--	--	--	--	--	85554

Economic Services

No. 35-0852-ACCOUNT of RECEIPTS from INDUSTRIES for the year ended 31st March, 2009-Contd.

	Total brought forward	(In thousands of rupees)						Item No.
		STATE GOVERNMENTS						
		Maharashtra	Manipur	Meghalaya	Mizoram	Nagaland	Orissa	
01-Iron and Steel Industries-								
101-Mining	3969	-	-	-	-	-	-	1
105-Manufacture	4023863	-	-	-	-	-	-	2
800-Other Receipts	36830	-	-	-	-	-	643	3
02-Cement and Non-Metallic Mineral Industries-								
205-Cement	154516	-	-	-	-	-	-	4
800-Other Receipts	3889400	-	-	-	-	-	-	5
03-Fertilizer Industries-								
800-Other Receipts	14082	-	-	-	-	-	-	6
04-Petrochemical Industries-								
800-Other Receipts	3549	-	-	-	-	-	-	7
05-Chemical Industries								
800-other receipts	90802	-	-	-	-	-	-	8
06-Engineering Industries-								
101-Other Industrial Machinery Industries	0	-	-	-	-	-	-	9
102-Transport Equipment industries	-	-	-	-	-	-	-	10
103- Other Engineering Industries	-	-	-	-	-	-	-	11
203-Electrical Engineering Industries	0	-	-	-	-	-	-	12
800-Other Receipts	0	-	-	-	-	-	-	13
07-Telecommunication and Electronic Industries-								
101-Telecommunication	-	-	-	-	-	-	-	14
202- Electronics	-	-	-	-	-	-	-	15
800-Other Receipts	85554	-	-	-	-	-	-	16

No. 35-0852-ACCOUNT of RECEIPTS from INDUSTRIES for the year ended 31st March, 2009-Contd.

Item No.	STATE GOVERNMENTS								Total
	Punjab	Rajasthan	Sikkim	Tamil Nadu	Tripura	Uttar Pradesh	Uttarakhand	West Bengal	
1	--	--	--	--	--	--	--	--	3969
2	--	--	--	--	--	--	--	--	4023863
3	--	--	--	--	--	--	--	--	37473
4	--	--	--	--	--	--	--	--	154516
5	--	--	--	--	--	--	--	--	3889400
6	182	--	--	--	--	--	--	--	14264
7	--	9	--	--	--	--	--	--	3558
8	--	5662	--	--	--	--	--	--	96464
9	--	--	--	--	--	--	--	--	0
10	--	--	--	--	--	--	--	--	0
11	--	--	--	--	--	--	--	27	27
12	--	--	--	--	--	--	--	--	0
13	--	--	--	--	--	--	--	135	135
14	--	--	--	--	--	--	--	--	0
15	--	--	--	--	--	--	--	--	0
16	--	--	18	--	--	--	--	--	85572

Economic Services

No. 35-0852-ACCOUNT of RECEIPTS from INDUSTRIES for the year ended 31st March, 2009-Contd.

	Union Government	U.T. Govt. Puducherry	STATE GOVERNMENTS							Item No.	
			Andhra Pradesh	Arunachal Pradesh	Assam	Bihar	Chhattisgarh	NCT Delhi	Goa		
08-Consumer Industries-											
201-Sugar	-	-	-	-	-	-	-	-	-	-	1
202-Textiles	73109	1	-	-	-	-	-	-	-	-	2
209-Govt. Silk Filature, Kollegal	-	-	-	-	-	-	-	-	-	-	3
210-Govt. Silk Filature, Santhemanhalli	-	-	-	-	-	-	-	-	-	-	4
211-Govt. Silk Filature, Chamahajanaga	-	-	-	-	-	-	-	-	-	-	5
212-Govt. Silk Filature, Mambally	-	-	-	-	-	-	-	-	-	-	6
213-Govt. Silk Twisting and Wearing Factory Mudigundun	-	-	-	-	-	-	-	-	-	-	7
214-Govt. Silk Filature, Tholahunse, Davangere	-	-	-	-	-	-	-	-	-	-	8
600-Others	216839	-	4931	-	-	-	27	11	-	-	9
800-Other Receipts	4950	-	-	-	-	-	535828	17801	-	1109	10
900-Deduct-Refunds	-	-	-	-	-	-	-	-	-	-	11
09-Atomic Energy Industries-											
202-Nuclear Fuel Complex	5231541	-	-	-	-	-	-	-	-	-	12
204-Heavy Water Plant	72900	-	-	-	-	-	-	-	-	-	13
800-Other Receipts	387605	-	-	-	-	-	-	-	-	-	14
80-General-											
501-Services and Service Fees	-	-	-	-	-	-	-	-	-	-	15
800-Other Receipts	9848	-	-	-	55	-	-	-	-	-	16
900-Deduct- Refunds	-	-	-	-	-	-	-	-	-	-	17
Total: Receipts from Industries	14251130	1	4931	0	116	535855	19235	0	1125	18	

No. 35-0852-ACCOUNT of RECEIPTS from INDUSTRIES for the year ended 31st March, 2009-Contd.

(In thousands of rupees)

Item No.	STATE GOVERNMENTS								Total carried over
	Gujarat	Haryana	Himachal Pradesh	Jammu and Kashmir	Jharkhand	Karnataka	Kerala	Madhya Pradesh	
1						2259			2259
2									73110
3						12141			12141
4						11857			11857
5						13618			13618
6						16191			16191
7						12204			12204
8						186			186
9	71011						34		292853
10					3175	1516		65323	629702
11								-1	-1
12									5231541
13									72900
14									387605
15							840		840
16							135679		145591
17								-231	-231
18	104450	15736	85537	9	3175	72980	169353	65091	15328724

Economic Services

No. 35-0852-ACCOUNT of RECEIPTS from INDUSTRIES for the year ended 31st March, 2009-Concl'd.

(In thousands of rupees)

Item No.	STATE GOVERNMENTS								Total
	Punjab	Rajasthan	Sikkim	Tamil Nadu	Tripura	Uttar Pradesh	Uttarakhand	West Bengal	
1	--	--	--	512	--	--	--	--	2771
2	--	--	--	--	--	--	--	--	73401
3	--	--	--	--	--	--	--	--	12141
4	--	--	--	--	--	--	--	--	11857
5	--	--	--	--	--	--	--	--	13618
6	--	--	--	--	--	--	--	--	16191
7	--	--	--	--	--	--	--	--	12204
8	--	--	--	--	--	--	--	--	186
9	--	--	2516	262	--	--	--	26530	322161
10	--	--	--	--	--	--	--	--	629702
11	--	--	--	--	--	--	--	--	-1
12	--	--	--	--	--	--	--	--	5231541
13	--	--	--	--	--	--	--	--	72900
14	--	--	--	--	--	--	--	--	387605
15	--	--	--	--	--	--	--	--	840
16	--	--	--	20463414	93816	500784	7468	--	21249340
17	--	--	--	--	--	--	--	--	-231
18	182	5671	2534	20464188	93816	500784	7468	26692	36469260

Economic Services

COMBINED FINANCE AND REVENUE ACCOUNTS OF THE UNION AND STATE GOVERNMENTS IN INDIA FOR THE YEAR 2008-09

No. 35-A-2852-ACCOUNT of EXPENDITURE on INDUSTRIES for the year ended 31st March, 2009-Contd.

(In thousands of rupees)

Item No.	STATE GOVERNMENTS								Total carried over
	Gujarat	Haryana	Himachal Pradesh	Jammu and Kashmir	Jharkhand	Karnataka	Kerala	Madhya Pradesh	
1	-	-	-	-	-	-	-	-	0
2	-	-	-	-	-	-	-	-	4639060
3	-	-	-	-	-	-	-	-	0
4	0	0	0	0	0	0	0	0	4639060
5	-	-	-	-	-	-	-	-	184
6	-	-	-	-	-	-	-	-	50000
7	0	0	0	0	0	0	0	0	50184
8	-	-	-	-	-	-	-	-	13791
9	-	-	-	-	-	-	-	-	179687400
10	-	-	-	-	-	-	-	-	30000000
11	-	-	-	-	-	-	-	-	35337
12	-	-	-	-	-	-	-	-	-15179218
13	0	0	0	0	0	0	0	0	194557310
14	8367	-	-	-	-	-	-	-	8367
15	-	-	-	-	-	-	-	-	1216100
16	8367	0	0	0	0	0	0	0	1224467
17	-	-	-	-	-	-	-	-	173850
18	-	-	-	-	-	-	-	-	1102308
19	0	0	0	0	0	0	0	0	1276158
20	-	-	-	-	-	-	-	-	0
21	-	-	-	-	-	-	-	-	1345604
22	-	-	-	-	-	1621	-	-	11381208
23	-	-	-	-	-	-	205600	-	205600
24	-	-	-	-	-	-	-	-	-78349
25	0	0	0	0	0	1621	205600	0	12854063

Economic Services

No. 35-A-2852-ACCOUNT of EXPENDITURE on INDUSTRIES for the year ended 31st March, 2009-Contd

(In thousands of rupees)

Item No.	STATE GOVERNMENTS								Total
	Punjab	Rajasthan	Sikkim	Tamil Nadu	Tripura	Uttar Pradesh	Uttarakhand	West Bengal	
1	--	--	--	--	--	--	--	--	0
2	--	--	--	--	--	--	--	--	4639060
3	--	--	--	--	--	--	--	--	1086
4	0	0	0	0	0	0	0	0	4640146
5	--	--	--	--	--	--	--	--	184
6	--	--	--	--	--	--	--	--	50000
7	0	0	0	0	0	0	0	0	50184
8	--	--	--	--	--	--	--	--	13791
9	--	--	--	--	--	--	--	--	179687400
10	--	--	--	--	--	--	--	--	30000000
11	--	--	--	--	--	--	--	--	35337
12	--	--	--	--	--	--	--	--	-15179218
13	0	0	0	0	0	0	0	0	194557310
14	--	--	--	--	--	--	--	--	8367
15	--	--	--	--	--	--	--	457682	1673782
16	0	0	0	0	0	0	0	457682	1682149
17	--	--	--	--	--	--	--	--	173850
18	--	--	--	--	--	--	--	--	1102308
19	0	0	0	0	0	0	0	0	1276158
20	--	--	--	--	--	--	--	871	871
21	--	--	--	--	--	--	--	--	1345604
22	--	--	--	--	--	--	--	--	11381208
23	--	--	--	--	--	--	--	--	205600
24	--	--	--	--	--	--	--	--	-78349
25	0	0	0	0	0	0	0	871	12854934

Economic Services

No. 35-A-2852-ACCOUNT of EXPENDITURE on INDUSTRIES for the year ended 31st March, 2009-Contd.

	Union Government	U.T. Govt. Puducherry	STATE GOVERNMENTS							Item No.
			Andhra Pradesh	Arunachal Pradesh	Assam	Bihar	Chhattisgarh	NCT Delhi	Goa	
(In thousands of rupees)										
07-Telecommunication and Electronics Industries-										
001-Direction and Administration	--	--	--	--	--	--	--	--	11645	1
101- Telecommunications	--	--	--	--	--	--	--	--	--	2
196- Assistance to Zila Parishads/ District Level	--	--	--	--	--	--	--	--	--	3
198- Assistance to Gram Panchayats	--	--	--	--	--	--	--	--	--	4
202-Electronics	10379129	--	--	--	119982	--	--	--	--	5
502-Expenditure awaiting transferred to other head of account	--	--	--	--	--	--	--	--	--	6
789- Special Component Plan for Scheduled Castes	--	--	--	--	--	--	--	--	--	7
796-Tribal Area Sub-plan	--	--	--	--	--	--	--	--	--	8
800-Other Expenditure	--	--	--	--	--	--	--	--	213521	9
911-Deduct-Recoveries of Overpayments	-88568	--	--	--	--	--	--	--	--	-8
Total: 07	10290561	0	0	0	119982	0	0	0	225158	11
08-Consumer Industries-										
001-Direction and Administration	--	--	--	--	--	--	--	--	--	12
101-Edible Oils	--	--	--	--	--	--	--	--	--	13
195-Assistance to Consumer Co-operatives	--	12000	--	--	--	--	--	--	--	14
201-Sugar	--	--	516872	--	--	113862	--	--	--	15
202-Textiles	42022796	158	--	--	--	--	--	--	--	16
204-Leather	--	--	--	--	--	--	--	--	--	17
206-Distilleries	598	--	--	--	--	--	--	--	--	18
209-Government Silk Filatures, Kollegal	--	--	--	--	--	--	--	--	--	19
210-Government Silk Filatures, Santhamarahalli	--	--	--	--	--	--	--	--	--	20
211-Government Silk Filatures, Chamarajanagar	--	--	--	--	--	--	--	--	--	21
212-Government Silk Filatures, Mamballi	--	--	--	--	--	--	--	--	--	22
213-Government Silk Twisting and Weaving Factory, Mudigundam	--	--	--	--	--	--	--	--	--	23
214- Govt. Silk Filature Tholahunus, Davangere	--	--	--	--	--	--	--	--	--	24
215-Paper and Newsprint	--	--	--	--	--	--	--	--	--	25
218-State Woollen Mills, Bikaner	--	--	--	--	--	--	--	--	--	26
600-Others	7143476	--	--	--	--	--	--	--	--	27
789- Special Component Plan for Scheduled Castes	--	--	--	--	--	--	--	--	--	28
798-International Co-operation	10990	--	--	--	--	--	--	--	--	29
911-Deduct-Recoveries of Overpayments	-197965	--	--	--	--	--	--	--	--	-30
Total: 08	48979895	12158	516872	0	0	113862	0	0	0	31

No. 35-A-2852-ACCOUNT of EXPENDITURE on INDUSTRIES for the year ended 31st March, 2009-Contd.

(In thousands of rupees)

Item No.	STATE GOVERNMENTS								Total carried over
	Gujarat	Haryana	Himachal Pradesh	Jammu and Kashmir	Jharkhand	Karnataka	Kerala	Madhya Pradesh	
1	--	--	--	--	--	--	--	--	11645
2	--	--	--	--	--	--	--	--	0
3	--	--	--	--	--	--	--	--	0
4	--	--	--	--	--	--	--	--	0
5	--	180345	--	--	--	--	16000	--	10695456
6	--	--	--	--	--	--	--	--	0
7	--	--	--	--	--	--	--	--	0
8	--	--	--	--	--	--	--	--	0
9	--	--	--	--	--	--	--	--	213521
10	--	--	--	--	--	--	--	--	-88576
11	0	180345	0	0	0	0	16000	0	10832046
12	--	--	--	--	--	--	--	--	0
13	--	--	--	--	--	--	--	--	0
14	--	--	--	--	--	--	--	--	12000
15	--	--	--	--	--	455406	--	--	1086140
16	--	--	--	--	--	--	--	--	42022954
17	--	--	--	--	--	--	--	--	0
18	--	--	--	--	--	--	--	--	598
19	--	--	--	--	--	20473	--	--	20473
20	--	--	--	--	--	18865	--	--	18865
21	--	--	--	--	--	15301	--	--	15301
22	--	--	--	--	--	22848	--	--	22848
23	--	--	--	--	--	9007	--	--	9007
24	--	--	--	--	--	14112	--	--	14112
25	--	--	--	--	--	--	--	--	0
26	--	--	--	--	--	--	--	--	0
27	--	53	--	--	--	--	240000	--	7383529
28	--	--	--	--	--	--	--	--	0
29	--	--	--	--	--	--	--	--	10990
30	--	--	--	--	--	--	--	--	-197965
31	0	53	0	0	0	556012	240000	0	50418852

Economic Services

No. 35-A-2852-ACCOUNT of EXPENDITURE on INDUSTRIES for the year ended 31st March, 2009-Contd.

	Total brought forward	(In thousands of rupees)						Item No.
		STATE GOVERNMENTS						
		Maharashtra	Manipur	Meghalaya	Mizoram	Nagaland	Orissa	
07-Telecommunication and Electronics Industries-								
001-Direction and Administration	11645	-	-	-	-	-	-	1
101- Telecommunications	0	-	-	-	-	-	-	2
196- Assistance to Zila Parishads/ District Level	0	-	-	-	-	-	-	3
198- Assistance to Gram Panchayats	0	-	-	-	-	-	-	4
202-Electronics	10695456	-	-	-	-	-	300564	5
502-Expenditure awaiting transferred to other head of account	0	-	-	-	-	-	-	6
789- Special Component Plan for Scheduled Castes	0	-	-	-	-	-	13988	7
796-Tribal Area Sub-plan	0	-	-	-	-	-	14599	8
800-Other Expenditure	213521	-	-	-	-	-	-	9
911-Deduct-Recoveries of Overpayments	-88576	-	-	-	-	-	-	10
Total: 07	10832046	0	0	0	0	0	329151	11
08-Consumer Industries-								
001-Direction and Administration	0	-	-	-	-	-	-	12
101-Edible Oils	0	-	-	-	4035	-	-	13
195-Assistance to Consumer Co-operatives	12000	-	-	-	-	-	-	14
201-Sugar	1086140	-	5519	-	-	-	-	15
202-Textiles	42022954	-	-	-	-	-	-	16
204-Leather	0	-	-	-	-	-	-	17
206-Distilleries	598	-	-	-	-	-	-	18
209-Government Silk Filatures, Kollegal	20473	-	-	-	-	-	-	19
210-Government Silk Filatures, Santhamarahalli	18865	-	-	-	-	-	-	20
211-Government Silk Filatures, Chamarajanagar	15301	-	-	-	-	-	-	21
212-Government Silk Filatures, Mambali	22848	-	-	-	-	-	-	22
213-Government Silk Twisting and Weaving Factory, Mudigundam	9007	-	-	-	-	-	-	23
214- Govt. Silk Filature Tholahanus, Davangere	14112	-	-	-	-	-	-	24
215-Paper and Newsprint	0	-	-	-	1000	-	-	25
218-State Woollen Mills, Bikaner	0	-	-	-	-	-	-	26
600-Others	7383529	-	6884	-	-	-	3985	27
789- Special Component Plan for Scheduled Castes	0	-	-	-	-	-	-	28
798-International Co-operation	10990	-	-	-	-	-	-	29
911-Deduct-Recoveries of Overpayments	-197965	-	-	-	-	-	-	30
Total: 08	50418852	0	12403	0	5035	0	3985	31

No. 35-A-2852-ACCOUNT of EXPENDITURE on INDUSTRIES for the year ended 31st March, 2009-Contd.

(In thousands of rupees)

Item No.	STATE GOVERNMENTS								Total
	Punjab	Rajasthan	Sikkim	Tamil Nadu	Tripura	Uttar Pradesh	Uttarakhand	West Bengal	
1									11645
2									0
3			600						600
4			1400						1400
5						5000			11001020
6									0
7			802						14790
8			3000						17599
9			53575	191911					459007
10									-88576
11	0	0	59377	191911	0	5000	0	0	11417485
12						69927			69927
13									4035
14									12000
15				23339		4697512			5812510
16									42022954
17		1519							1519
18									598
19									20473
20									18865
21									15301
22									22848
23									9007
24									14112
25									1000
26									0
27		2156	2996					153200	7552750
28									0
29									10990
30									-197965
31	0	3675	2996	23339	0	4767439	0	153200	55390924

Economic Services

No. 35-A-2852-ACCOUNT of EXPENDITURE on INDUSTRIES for the year ended 31st March, 2009-Contd.

	Union Government	U.T. Govt. Puducherry	STATE GOVERNMENTS							Item No.
			Andhra Pradesh	Arunachal Pradesh	Assam	Bihar	Chhattisgarh	NCT Delhi	Goa	
(In thousands of rupees)										
09-Atomic Energy Industries-										
101-Isotopes	462362	-	-	-	-	-	-	-	-	1
102-Atomic Fuels	261792	-	-	-	-	-	-	-	-	2
103-Thorium Extraction	145000	-	-	-	-	-	-	-	-	3
104-Fabrication of Equipment	233260	-	-	-	-	-	-	-	-	4
106-Waste Treatment Facilities	186640	-	-	-	-	-	-	-	-	5
200-Common Facilities	554055	-	-	-	-	-	-	-	-	6
202-Nuclear Fuel Complex	7761589	-	-	-	-	-	-	-	-	7
203-Fuel Reprocessing	1972902	-	-	-	-	-	-	-	-	8
800-Other Expenditure	226239	-	-	-	-	-	-	-	-	9
Total: 09	11803839	0	0	0	0	0	0	0	0	10
60-Others-										
102-Foods & Beverages	-	-	-	-	-	-	-	-	-	11
789-Special Component Plan for Scheduled Castes	-	-	-	-	-	-	-	-	-	12
Total-60	0	0	0	0	0	0	0	0	0	13
80-General-										
001-Direction and Administration	4704	-	174495	-	24801	73091	17119	-	7204	14
003-Industrial Education-Research and Training	1559810	-	-	-	2477	6015	32	113	-	15
101-Standardisation and Quality Control	18000	-	-	-	-	-	-	-	-	16
102-Industrial Productivity	57700	-	-	-	-	1514274	-	-	-	17
103-Tariff and Price Regulation	57757	-	-	-	-	-	-	-	-	18
196-Assistance to Zilla Parishads/ District level Panchayats	-	-	-	-	-	-	-	-	-	19
789-Special Component Plan for Scheduled Castes	-	-	12598	-	-	-	-	-	-	20
793-Special Central Assistance for Scheduled Caste Component Plan	-	-	-	-	-	-	-	-	-	21
796-Tribal Area Sub-plan	-	-	4382	-	-	-	32217	-	-	22
797-Transfer from/to Reserve Fund & Deposit Accounts	-	-	-	-	-	-	-	-	-	23
798-International Co-operation	130074	-	-	-	-	-	-	-	-	24
800-Other Expenditure	3160825	-	814369	2000	104550	6000	48093	-	-	25
911-Deduct-Recoveries of Overpayments	-10175	-	-	-	-	-7578	-	-	-	26
Total: 80	4978695	0	1005844	2000	131828	1591802	97461	113	7204	27
Total: Expenditure on Industries	290438644	12158	1522716	2000	251810	1705664	97461	113	232362	28
Charged	-	-	15	-	-	-	-	-	-	29
Voted	290438644	12158	1522701	2000	251810	1705664	97461	113	232362	30

COMBINED FINANCE AND REVENUE ACCOUNTS OF THE UNION AND STATE GOVERNMENTS IN INDIA FOR THE YEAR 2008-09

No. 35-A-2852-ACCOUNT of EXPENDITURE on INDUSTRIES for the year ended 31st March, 2009-Contd.

Item No.	STATE GOVERNMENTS								Total carried over
	Gujarat	Haryana	Himachal Pradesh	Jammu and Kashmir	Jharkhand	Karnataka	Kerala	Madhya Pradesh	
1									462362
2									261792
3									145000
4									233260
5									186640
6									554055
7									7761589
8									1972902
9									226239
10	0	0	0	0	0	0	0	0	11803839
11									0
12									0
13	0	0	0	0	0	0	0	0	0
14	45158	156719	17013		35236	31883	30525	45536	663484
15	314935				1516	117646	1000	884	2004428
16									18000
17			4426		154548				1730948
18									57757
19						34616			34616
20		971							13569
21	1000								1000
22	52300		109		291018				380026
23									0
24									130074
25	2713077		7573		269	60975	27187	537296	7482214
26					-1629		-55		-19437
27	3126470	157690	29121	0	480958	245120	58657	583716	12496679
28	3134837	338088	29121	0	480958	802753	520257	583716	300152658
29									15
30	3134837	338088	29121	0	480958	802753	520257	583716	300152643

Economic Services

No. 35-A-2852-ACCOUNT of EXPENDITURE on INDUSTRIES for the year ended 31st March, 2009-Contd.

(In thousands of rupees)

	Total brought forward	STATE GOVERNMENTS						Item No.
		Maharashtra	Manipur	Meghalaya	Mizoram	Nagaland	Orissa	
09-Atomic Energy Industries-								
101-Isotopes	462362	-	-	-	-	-	-	1
102-Atomic Fuels	261792	-	-	-	-	-	-	2
103-Thorium Extraction	145000	-	-	-	-	-	-	3
104-Fabrication of Equipment	233260	-	-	-	-	-	-	4
106-Waste Treatment Facilities	186640	-	-	-	-	-	-	5
200-Common Facilities	554055	-	-	-	-	-	-	6
202-Nuclear Fuel Complex	7761589	-	-	-	-	-	-	7
203-Fuel Reprocessing	1972902	-	-	-	-	-	-	8
800-Other Expenditure	226239	-	-	-	-	-	-	9
Total: 09	11803839	0	0	0	0	0	0	10
60-Others-								
102-Foods & Beverages	0	-	-	-	-	-	-	11
789-Special Component Plan for Scheduled Castes	0	-	-	-	-	-	-	12
Total-60	0	0	0	0	0	0	0	13
80-General-								
001-Direction and Administration	663484	44540	-	23332	-	-	-	14
003-Industrial Education-Research and Training	2004428	-	126	1904	-	-	-	15
101-Standardisation and Quality Control	18000	258	-	-	-	-	-	16
102-Industrial Productivity	1730948	5056376	-	-	-	-	-	17
103-Tariff and Price Regulation	57757	-	-	-	-	-	-	18
196-Assistance to Zilla Parishads/ District level Panchayats	34616	-	-	-	-	-	-	19
789-Special Component Plan for Scheduled Castes	13569	-	-	-	-	-	-	20
793-Special Central Assistance for Scheduled Caste Component Plan	1000	-	-	-	-	-	-	21
796-Tribal Area Sub-plan	380026	-	-	-	-	-	-	22
797-Transfer from/to Reserve Fund and Deposit Accounts	0	-	-	-	-	-	-	23
798-International Co-operation	130074	-	-	-	-	-	-	24
800-Other Expenditure	7482214	5059	407	5910	-	-	-	25
911-Deduct-Recoveries of Overpayments	-19437	-1	-	-	-	-	-	26
Total: 80	12496679	5106232	533	31146	0	0	0	27
Total: Expenditure on Industries	300152658	5106232	12936	31146	5035	0	334222	28
Charged	15	-	-	-	-	-	-	29
Voted	300152643	5106232	12936	31146	5035	0	334222	30

COMBINED FINANCE AND REVENUE ACCOUNTS OF THE UNION AND STATE GOVERNMENTS IN INDIA FOR THE YEAR 2008-09

No. 35-A-2852-ACCOUNT of EXPENDITURE on INDUSTRIES for the year ended 31st March, 2009-Conclid.

Item No.	STATE GOVERNMENTS								Total
	Punjab	Rajasthan	Sikkim	Tamil Nadu	Tripura	Uttar Pradesh	Uttarakhand	West Bengal	
1	-	-	-	-	-	-	-	-	462362
2	-	-	-	-	-	-	-	-	261792
3	-	-	-	-	-	-	-	-	145000
4	-	-	-	-	-	-	-	-	233260
5	-	-	-	-	-	-	-	-	186640
6	-	-	-	-	-	-	-	-	554055
7	-	-	-	-	-	-	-	-	7761589
8	-	-	-	-	-	-	-	-	1972902
9	-	-	-	-	-	-	-	-	226239
10	0	0	0	0	0	0	0	0	11803839
11	-	-	-	-	-	-	-	8337	8337
12	-	-	-	-	-	-	-	693	693
13	0	0	0	0	0	0	0	9030	9030
14	-	254459	-	43416	-	178883	-	18310	1226424
15	-	5032	-	-	-	-	-	5411	2016901
16	-	-	-	-	-	-	-	-	18258
17	10000	53738	-	-	-	-	-	5379	6856441
18	-	-	-	5	-	-	-	-	57762
19	-	-	-	-	-	-	-	-	34616
20	-	836	-	-	-	-	-	15000	29405
21	-	-	-	-	-	-	-	-	1000
22	-	6409	-	-	-	-	-	15000	401435
23	-	-	-	-	-	-	-	-	0
24	-	-	-	-	-	-	-	-	130074
25	1000000	-	-	1112293	-	550525	-	3247229	13403637
26	-	-	-	-	-	-	-	-	-19438
27	1010000	320474	0	1155714	0	729408	0	3306329	24156515
28	1010000	324149	62373	1370964	0	5501847	0	3927112	317838674
29	-	-	-	-	-	-	-	-	15
30	1010000	324149	62373	1370964	0	5501847	0	3927112	317838659

Economic Services

No. 35-B-4852-ACCOUNT of CAPITAL OUTLAY on IRON AND STEEL INDUSTRIES during and to the end of the year 2008-09

	(In thousands of rupees)	
	Expenditure	
	During the year	To end of the year
UNION GOVERNMENT		
01-Mining-		
190-Investments in Public Sector and Other Undertakings	--	189436
797-Transfer to/from Reserve Funds and Deposit Accounts	--	-25043
800-Other Expenditure	--	76253690
901-Deduct-Receipts and Recoveries on Capital Account	--	-297970
Total: 01	0	76120113
02-Manufacture-		
190-Investments in Public Sector and Other Undertakings	2600441	50570790
Total: 02	2600441	50570790
Total: Union Government	2600441	126690903
STATE GOVERNMENTS		
ANDHRA PRADESH		
02-Manufacture-		
190-Investments in Public Sector and Other Undertakings	--	10046
80- General-		
800- Other Expenditure	--	15000
Total: Government of Andhra Pradesh	0	25046
ARUNACHAL PRADESH		
02-Manufacture-		
800-Other Expenditure	--	933
Total: Government of Arunachal Pradesh	0	933
GUJARAT		
02-Manufacture-		
800-Other Expenditure	--	9
Total: Government of Gujarat	0	9
JAMMU AND KASHMIR		
01-Manufacture-		
800-Other Expenditure	--	36897
02-Manufacture-		
190-Investments in Public Sector and Other Undertakings	--	4500
800-Other Expenditure	60000	278885
Total: Government of Jammu and Kashmir	60000	320282

COMBINED FINANCE AND REVENUE ACCOUNTS OF THE UNION AND STATE GOVERNMENTS IN INDIA FOR THE YEAR 2008-09

No. 35-B-4852-ACCOUNT of CAPITAL OUTLAY on IRON AND STEEL INDUSTRIES during and to the end of the year 2008-09-Concid.

(In thousands of rupees)

	Expenditure	
	During the year	To end of the year
KARNATAKA		
02-Manufacture-		
190-Investments in Public Sector and Other Undertakings	--	397187
800-Other Expenditure	--	1928337
Total: Government of Karnataka	0	2325524
MADHYA PRADESH		
01-Mining-		
190-Investments in Public Sector and Other Undertakings	--	3504 (A)
Total: Government of Madhya Pradesh	0	3504
MIZORAM		
02-Manufacture-		
800-Other Expenditure	--	239
Total: Government of Mizoram	0	239
MANIPUR		
02-Manufacture-		
190-Investments in Public Sector and Other Undertakings	--	28930
Total: Government of Manipur	0	28930
ORISSA		
01-Mining-		
800-Other Expenditure	--	234470
Total:01	0	234470
02-Manufacture-		
190-Investments in Public Sector and Other Undertakings	--	74237
800-Other Expenditure	--	44112
Total:02	0	118349
Total: Government of Orrisa	0	352819
RAJASTHAN		
01-Mining-		
190-Investments in Public Sector and Other Undertakings	--	162
Total: Government of Rajasthan	0	162
TAMIL NADU		
01-Mining-		
800-Other Expenditure	--	2168
Total: Government of Tamil Nadu	0	2168
Total: Capital Outlay on Iron and Steel Industries	2660441	129750519

(A) The amount is retained in Madhya Pradesh pending allocation between Madhya Pradesh and Chhattisgarh.

No. 35-C-6852-ACCOUNT of LOANS for IRON AND STEEL INDUSTRIES showing the amounts ADVANCED and REPAYED during the year ended 31st March, 2009 and the BALANCES of such LOANS at the commencement and at the end of the year 2008-09-Contd.

Item No.	STATE GOVERNMENTS								Total carried over
	Gujarat	Haryana	Himachal Pradesh	Jammu and Kashmir	Jharkhand	Karnataka	Kerala	Madhya Pradesh	
1						909			1175698
2									19500
3									600
4	0	0	0	0	0	909	0	0	1194598
5						3738246			14387048
6									0
7						53172			85179
8	0	0	0	0	0	3685074	0	0	14301869
9	0	0	0	0	0	3739155	0	0	15562746
10	0	0	0	0	0	0	0	0	19500
11	0	0	0	0	0	53172	0	0	85779
12	0	0	0	0	0	3685983	0	0	15496467
13									11255

Loans and Advances

No. 35-C-6852-ACCOUNT of LOANS for IRON AND STEEL INDUSTRIES showing the amounts ADVANCED and REPAYED during the year ended 31st March, 2009 and the BALANCES of such LOANS at the commencement and at the end of the year 2008-09-Contd.

	Total brought forward	(In thousands of rupees)						Item No.
		STATE GOVERNMENTS						
		Maharashtra	Manipur	Meghalaya	Mizoram	Nagaland	Orissa	
01-Mining-								
190-Loans to Public Sector and other Undertakings-								
Balance 1st April, 2008	1175698	--	--	--	--	--	--	1
Advanced during the year	19500	--	--	--	--	--	--	2
Repaid during the year	600	--	--	--	--	--	--	3
Balance 31st March, 2009	1194598	0	0	0	0	0	0	4
02-Manufacture-								
190-Loans to Public Sector and other Undertakings-								
Balance 1st April, 2008	14387048	--	--	--	--	--	--	5
Advanced during the year	0	--	--	--	--	--	--	6
Repaid during the year	85179	--	--	--	--	--	--	7
Balance 31st March, 2009	14301869	0	0	0	0	0	0	8
Total: Loans for Iron and Steel Industries-								
Balance 1st April, 2008	15562746	0	0	0	0	0	0	9
Advanced during the year	19500	0	0	0	0	0	0	10
Repaid during the year	85779	0	0	0	0	0	0	11
Balance 31st March, 2009	15496467	0	0	0	0	0	0	12
Interest received and credited to revenue	11255	--	--	--	--	--	--	13

No. 35-C-6852-ACCOUNT of LOANS for IRON AND STEEL INDUSTRIES showing the amounts ADVANCED and REPAYED during the year ended 31st March, 2009 and the BALANCES of such LOANS at the commencement and at the end of the year 2008-09-Concl'd.

Item No.	STATE GOVERNMENTS								Total
	Punjab	Rajasthan	Sikkim	Tamil Nadu	Tripura	Uttar Pradesh	Uttarakhand	West Bengal	
1	--	--	--	--	--	--	--	--	1175698
2	--	--	--	--	--	--	--	--	19500
3	--	--	--	--	--	--	--	--	600
4	0	0	0	0	0	0	0	0	1194598
5	--	--	--	224098	--	--	--	--	14611146
6	--	--	--	--	--	--	--	--	0
7	--	--	--	1195	--	--	--	--	86374
8	0	0	0	222903	0	0	0	0	14524772
9	0	0	0	224098	0	0	0	0	15786844
10	0	0	0	0	0	0	0	0	19500
11	0	0	0	1195	0	0	0	0	86974
12	0	0	0	222903	0	0	0	0	15719370
13	--	--	--	--	--	--	--	--	11255

Loans and Advances

No. 36-0853-ACCOUNT of RECEIPTS from NON-FERROUS MINING AND METALLURGICAL INDUSTRIES for the year ended 31st March, 2009

(In thousands of rupees)

	Union Government	U.T. Govt. Puducherry	STATE GOVERNMENTS						Item No.
			Andhra Pradesh	Arunachal Pradesh	Assam	Bihar	Chhattisgarh	NCT Delhi	
101-Geological Survey of India	66878	--	--	48	--	--	--	--	1
102-Mineral concession fees, rents and royalties	11367	3480	16223935	970	3986	2345007	109	--	2
103-Receipts under the Carbide of Calcium Rules	--	--	12866	--	--	284	--	--	3
104-Mines Department	1716	--	--	17	--	13	--	--	4
501-Services and Service Fees	--	--	--	--	--	--	--	--	5
800-Other Receipts	60619	2666	613018	428132	1383	104735	12432621	1034	6
900-Deduct-Refunds	--	--	--	383	--	-4	-344	--	7
Total: Receipts from Non-ferrous Mining and Metallurgical Industries	140580	6146	16849819	429550	5369	2450035	12432386	1034	8

No. 36-0853-ACCOUNT of RECEIPTS from NON-FERROUS MINING AND METALLURGICAL INDUSTRIES for the year ended 31st March, 2009-Contd.

(In thousands of rupees)

	Total brought forward	STATE GOVERNMENTS							Item No.
		Madhya Pradesh	Maharashtra	Manipur	Meghalaya	Mizoram	Nagaland	Orissa	
101-Geological Survey of India	66926	--	--	--	--	--	--	--	1
102-Mineral concession fees, rents and royalties	54373564	--	10012052	235	1258714	15422	--	12159624	2
103-Receipts under the Carbide of Calcium Rules	15067	--	--	--	--	--	--	--	3
104-Mines Department	3227816	--	--	--	68557	--	--	--	4
501-Services and Service Fees	0	--	1560320	--	--	--	--	--	5
800-Other Receipts	14214552	13626792	603347	--	27	--	8949	1646392	6
900-Deduct-Refunds	-4158	-16002	-19063	--	--	--	--	--	7
Total: Receipts from Non-ferrous Mining and Metallurgical Industries	71893767	13610790	12156656	235	1327298	15422	8949	13806016	8

No. 36-0853-ACCOUNT of RECEIPTS from NON-FERROUS MINING AND METALLURGICAL INDUSTRIES for the year ended 31st March, 2009-Contd.

(In thousands of rupees)

Item No.	STATE GOVERNMENTS								Total carried over
	Goa	Gujarat	Haryana	Himachal Pradesh	Jammu and Kashmir	Jharkhand	Karnataka	Kerala	
1	-	-	-	-	-	-	-	-	66926
2	362512	15493985	1611733	720974	138784	11542753	5543741	370228	54373564
3	-	1623	-	-	-	-	-	294	15067
4	-	-	-	-	-	3226011	-	59	3227816
5	-	-	-	-	-	-	-	-	0
6	962	103045	348572	44688	9863	10596	20032	32586	14214552
7	-	-422	-648	-	-	-	-3123	-	-4158
8	363474	15598231	1959657	765662	148647	14779360	5560650	403167	71893767

No. 36-0853-ACCOUNT of RECEIPTS from NON-FERROUS MINING AND METALLURGICAL INDUSTRIES for the year ended 31st March, 2009-Concl.

(In thousands of rupees)

Item No.	STATE GOVERNMENTS								Total
	Punjab	Rajasthan	Sikkim	Tamil Nadu	Tripura	Uttar Pradesh	Uttarakhand	West Bengal	
1	273	-	-	-	-	-	-	-	67199
2	370331	12218124	-	5306992	-	3706663	633761	98635	100154117
3	-	-	-	-	-	-	-	-	15067
4	20	159	-	-	-	-41273	-	-	3337825
5	-	-	-	3314	-	-	-	-	1563634
6	38	537665 (A)	984	1702725	-	539947	3588	488	32885494
7	-	-	-	-1739472	-	-14784	-	-	-1793479
8	370662	12755948	984	5273559	0	4273099	637349	99123	136229857

(A) It includes Rs.505963 thousands for receipt of cess from RSMM Rock Phosphate.

Economic Services

No. 36-A-2853-ACCOUNT of EXPENDITURE on NON-FERROUS MINING AND METALLURGICAL INDUSTRIES for the year ended 31st March, 2009

(In thousands of rupees)

	Union Government	U.T. Govt. Puducherry	STATE GOVERNMENTS							Item No.
			Andhra Pradesh	Arunachal Pradesh	Assam	Bihar	Chhattisgarh	NCT Delhi	Goa	
01-Geological Survey of India-										
001-Direction and Administration	3260162	-	-	-	-	-	-	-	-	1
003-Training	9053	-	-	-	-	-	-	-	-	2
004-Research and Development	36971	-	-	-	-	-	-	-	-	3
005-Investigation	2969	-	-	-	-	-	-	-	-	4
101-Survey and Mapping	392913	-	-	-	-	-	-	-	-	5
102-Mineral Exploration	125605	-	-	-	-	-	-	-	-	6
200-Other Exploration	697	-	-	-	-	-	-	-	-	7
800-Other Expenditure	133354	-	-	-	-	-	1000	-	-	8
911-Deduct-Recoveries of Overpayments	-5135	-	-	-	-	-	-	-	-	9
Total: 01	3956589	0	0	0	0	0	1000	0	0	10
02-Regulation and Development of Mines-										
001-Direction and Administration	-	-	170766	20741	22131	83229	119652	676	15915	11
003-Training	-	-	-	-	-	-	-	-	-	12
004-Research and Development	-	-	-	-	3605	-	-	-	-	13
101-Survey and Mapping	-	-	-	97	43203	-	-	-	-	14
102-Mineral Exploration	143500	-	-	98	-	-	-	-	917	15
104-Bureau of Mines	449924	-	-	-	-	-	-	-	-	16
190-Assistance to Public Sector and Other Undertakings	-	-	-	-	-	110418	-	-	-	17
796-Tribal Area Sub-plan	-	-	-	-	-	-	93044	-	-	18
797-Transfer to/from Reserve Fund and Deposit Accounts	-	-	-	-	-	-	510000	-	-	19
798-International Co-operation	1950	-	-	-	-	-	-	-	-	20
800-Other Expenditure	17980	-	-	-	-	-	299656	-	157	21
911-Deduct - Recoveries of Overpayments	-369	-	-	-	-	-67	-	-	-	22
Total: 02	612965	0	170766	20936	68939	193580	1022352	676	16989	23
80-General-										
800-Other Expenditure	-	-	-	-	-	-	-	-	-	24
Total : 80	0	0	0	0	0	0	0	0	0	25
Total: Expenditure on Non-ferrous Mining and Metallurgical Industries	4569554	0	170766	20936	68939	193580	1023352	676	16989	26
Charged	485	-	-	-	-	-	-	-	-	27
Voted	4569069	0	170766	20936	68939	193580	1023352	676	16989	28

**No. 36-A-2853-ACCOUNT of EXPENDITURE on NON-FERROUS MINING AND METALLURGICAL INDUSTRIES for the
year ended 31st March, 2009-Contd.**

(In thousands of rupees)

Item No.	STATE GOVERNMENTS								Total carried over
	Gujarat	Haryana	Himachal Pradesh	Jammu and Kashmir	Jharkhand	Karnataka	Kerala	Madhya Pradesh	
1	-	-	-	-	-	-	-	-	3260162
2	-	-	-	-	-	-	-	-	9053
3	-	-	-	-	-	-	-	-	36971
4	-	-	-	-	-	-	-	-	2969
5	-	-	-	-	-	-	-	-	392913
6	-	-	-	-	-	-	-	-	125605
7	-	-	-	-	-	-	-	-	697
8	-	-	-	-	-	-	-	-	134354
9	-	-	-	-	-	-	-	-	-5135
10	0	0	0	0	0	0	0	0	3957589
11	122345	52830	-	131675	69682	57986	47753	61269	976650
12	1343	-	-	-	-	6037	414	-	7794
13	-	-	-	-	-	-	3770	1913	9288
14	248108	-	-	-	-	-	-	7875	299283
15	12961	-	44835	-	67862	30847	7789	34111	342920
16	-	-	-	-	-	-	-	-	449924
17	-	-	-	-	-	-	-	-	110418
18	3000	-	1558	-	34120	-	-	-	131722
19	-	-	-	-	-	-	-	-	510000
20	-	-	-	-	-	-	-	-	1950
21	140126	70100	-	-	-	-	-	946881	1474880
22	-1	-	-	-	-	-	-3	-	-440
23	527882	122930	46393	131675	171664	94870	59723	1052049	4314389
24	-	-	-	-	-	-	-	-	0
25	0	0	0	0	0	0	0	0	0
26	527882	122930	46393	131675	171664	94870	59723	1052049	8271978
27	1301	-	-	-	-	-	-	122	1908
28	526581	122930	46393	131675	171664	94870	59723	1051927	8270070

Economic Services

**No. 36-A-2853-ACCOUNT of EXPENDITURE on NON-FERROUS MINING AND METALLURGICAL INDUSTRIES for the
year ended 31st March, 2009-Contd.**

	Total brought forward	(In thousands of rupees)						Item No.
		STATE GOVERNMENTS						
		Maharashtra	Manipur	Meghalaya	Mizoram	Nagaland	Orissa	
01-Geological Survey of India-								
001-Direction and Administration	3260162	--	--	--	--	--	--	1
003-Training	9053	--	--	--	--	--	--	2
004-Research and Development	36971	--	--	--	--	--	--	3
005-Investigation	2969	--	--	--	--	--	--	4
101-Survey and Mapping	392913	--	--	--	--	--	--	5
102-Mineral Exploration	125605	--	--	--	--	--	--	6
200-Other Exploration	697	--	--	--	--	--	--	7
800-Other Expenditure	134354	--	--	--	--	--	--	8
911-Deduct-Recoveries of Overpayments	-5135	--	--	--	--	--	--	9
Total: 01	3957589	0	0	0	0	0	0	10
02-Regulation and Development of Mines-								
001-Direction and Administration	976650	24507	14783	22322	19229	19290	122264	11
003-Training	7794	--	--	6	--	--	--	12
004-Research and Development	9288	394	823	6671	--	--	12553	13
101-Survey and Mapping	299283	--	--	4337	3493	27504	--	14
102-Mineral Exploration	342920	974740	1705	55636	--	31886	121003	15
104-Bureau of Mines	449924	--	--	--	--	--	--	16
190-Assistance to Public Sector and Other Undertakings	110418	--	--	--	--	--	--	17
796-Tribal Area Sub-plan	131722	--	--	--	--	--	--	18
797-Transfer to/from Reserve Fund and Deposit Accounts	510000	--	--	--	--	--	--	19
798-International Co-operation	1950	--	--	--	--	--	--	20
800-Other Expenditure	1474880	--	--	372672	--	14998	--	21
911-Deduct - Recoveries of Overpayments	-440	-9	--	--	--	--	-14	22
Total: 02	4314389	999632	17311	461644	22722	93678	255806	23
80-General-								
800-Other Expenditure	0	--	--	--	--	--	--	24
Total : 80	0	0	0	0	0	0	0	25
Total: Expenditure on Non-ferrous Mining and Metallurgical Industries	8271978	999632	17311	461644	22722	93678	255806	26
Charged	1908	917400	--	--	--	--	--	27
Voted	8270070	82232	17311	461644	22722	93678	255806	28

No. 36-A-2853-ACCOUNT of EXPENDITURE on NON-FERROUS MINING AND METALLURGICAL INDUSTRIES for the year ended 31st March, 2009-Concl'd.

Item No.	STATE GOVERNMENTS								Total
	Punjab	Rajasthan	Sikkim	Tamil Nadu	Tripura	Uttarakhand	Uttar Pradesh	West Bengal	
1	-	-	-	-	-	-	-	-	3260162
2	-	-	-	-	-	-	-	-	9053
3	-	-	-	-	-	-	-	-	36971
4	-	-	-	-	-	-	-	-	2969
5	-	-	-	-	-	-	-	-	392913
6	-	-	-	-	-	-	-	-	125605
7	-	-	-	-	-	-	-	-	697
8	-	-	-	-	-	-	-	-	134354
9	-	-	-	-	-	-	-	-	-5135
10	0	0	0	0	0	0	0	0	3957589
11	-	478664	14898	-	-	35334	36154	6297	1770392
12	-	-	-	-	-	-	-	-	7800
13	-	-	2599	-	-	-	77534	-	109862
14	-	5169	-	56760	-	-	-	-	396546
15	10969	63453	10346	453683	-	-	-	18050	2084391
16	-	-	-	-	-	-	-	-	449924
17	-	-	-	-	-	-	-	-	110418
18	-	3260	-	-	-	-	-	-	134982
19	-	-	-	-	-	-	-	-	510000
20	-	-	-	-	-	-	-	-	1950
21	-	-	-	-	-	-	-	-	1862550
22	-	-	-	-	-	-	-	-	-463
23	10969	550546	27843	510443	0	35334	113688	24347	7438352
24	-	-	-	-	-	-	-	-	0
25	0	0	0	0	0	0	0	0	0
26	10969	550546	27843	510443	0	(A) 35334	113688	24347	11395941
27	-	136	-	-	-	-	-	-	919444
28	10969	550410	27843	510443	0	35334	113688	24347	10476497

(A) Includes Rs. 1663 thousands taken from the Contingency Fund in 2002-03 but recouped to the Fund in the year 2008-09.

**No. 36-B-4853-ACCOUNT of CAPITAL OUTLAY on NON-FERROUS MINING and METALLURGICAL INDUSTRIES
during and to the end of the year 2008-09**

	(In thousands of rupees)	
	Expenditure	
	During the year.	To end of the year
UNION GOVERNMENT		
01-Mineral Exploration and Development-		
190-Investments in Public Sector and Other Undertakings	--	845500
800-Other Expenditure	391781 (A)	2230043
Total: 01	391781	3075543
02-Non-Ferrous Metals-		
004-Research and Development	--	-235450
190-Investments in Public Sector and Other Undertakings	--	3890582
800-Other Expenditure	--	20652526
Total: 02	0	24307658
60-Other Mining and Metallurgical Industries-		
190-Investments in Public Sector and Other Undertakings	90000	645373
797-Transfer to/from Reserve Fund and Deposit Accounts	--	-6261
800-Other Expenditure	--	1966837
901-Deducts-Receipts and Recoveries on Capital Account	--	-74492
Total: 60	90000	2531457
Total: Union Government	481781	29914658
STATE GOVERNMENTS		
ANDHRA PRADESH		
01-Mineral Exploration and Development-		
190-Investments in Public Sector and Other Undertakings	--	8913716
60-Other Mining and Metallurgical Industries-		
190-Investments in Public Sector and Other Undertakings	--	21
797-Transfer to/from Reserve Funds and Deposit Accounts	--	-1000
Total: Government of Andhra Pradesh	0	8912737
ARUNACHAL PRADESH		
60-Other Mining and Metallurgical Industries-		
190-Investments in Public Sector and Other Undertakings	--	35730
800-Other Expenditure	23006	44422
Total: Government of Arunachal Pradesh	23006	80152
ASSAM		
60-Other Mining and Metallurgical Industries-		
190-Investments in Public Sector and Other Undertakings	--	49851
800-Other Expenditure	--	1667
Total: Government of ASSAM	0	51518

(A) Represents expenditure of Rs. 391800 thousands on acquisition of Capital Assets.

COMBINED FINANCE AND REVENUE ACCOUNTS OF THE UNION AND STATE GOVERNMENTS IN INDIA FOR THE YEAR 2008-09

No. 36-B-4853-ACCOUNT of CAPITAL OUTLAY on NON-FERROUS MINING and METALLURGICAL INDUSTRIES
during and to the end of the year 2008-09-Contd.

	(In thousands of rupees)	
	Expenditure	
	During the year	To end of the year
BIHAR		
01-Mineral Exploration and Development-		
190-Investment in Public Sector and Other Undertakings	--	43548
796-Tribal Area Sub-plan	--	55187
Total: Government of Bihar	0	98735
CHHATTISGARH		
01-Mineral Exploration and Development-		
004-Research and Development	--	598814
190-Investments in Public Sector and Other Undertakings	--	10000
Total -01	0	608814
02-Non Ferrous Metals-		
190-Investments in Public Sector and other Undertakings	--	--
800-Other expenditure	--	--
60-Other Mining and Metallurgical Industries-		
190-Investments in Public sector and Other Undertakings	--	--
796-Tribal Area Sub-Plan	--	--
800-Other Expenditure	--	--
Total: Government of Chhattisgarh	0	608814
NCT DELHI		
60-Other Mining and Metallurgical Industries-		
190-Investments in Public Sector and Other Undertakings	--	31800
Total: Government of NCT Delhi	0	31800
GOA		
01-Mineral Exploration and Development-		
800-Other Expenditure	--	20
60-Other Mining and Metallurgical Industries-		
800-Other Expenditure	--	806
Total: Government of Goa	0	826
GUJARAT		
01-Mineral Exploration and Development-		
004-Research and Development	--	4113
190-Investments in Public Sector and Other Undertakings	--	31800
Total: Government of Gujarat	0	35913

**No. 36-B-4853-ACCOUNT of CAPITAL OUTLAY on NON-FERROUS MINING and METALLURGICAL INDUSTRIES
during and to the end of the year 2008-09-Contd.**

	(In thousands of rupees)	
	During the year	To end of the year
HIMACHAL PRADESH		
01-Mineral Exploration and Development-		
190-Investments in Public Sector and Other Undertakings	--	1200
Total: Government of Himachal Pradesh	0	1200
JAMMU AND KASHMIR		
01-Mineral Exploration and Development-		
190-Investments in Public Sector and Other Undertakings	--	161844
800-Other Expenditure	18001	293631
60-General		
800-Other Expenditure	--	2594
Total: Government of Jammu and Kashmir	18001	458069
JHARKHAND		
02-Non-Ferrous Metals-		
190-Investments in Public Sector and Other Undertakings	--	20000
800-Other Expenditure	4807	51165
Total : Government of Jharkhand	4807	71165
KARNATAKA		
01-Mineral Exploration and Development-		
004-Research and Development	--	7068
02-Non-ferrous Metals-		
190-Investments in Public Sector and Other Undertakings	--	24903
Total: Government of Karnataka	0	31971
KERALA		
01-Mineral Exploration and Development-		
190-Investments in Public Sector and Other Undertakings	--	17566
02-Non-ferrous Metals-		
190-Investments in Public Sector and Other Undertakings	--	2005
60-Other Mining and Metallurgical Industries-		
190-Investments in Public Sector and Other Undertakings	--	309327
Total: Government of Kerala	0	328898
MADHYA PRADESH		
01-Mineral Exploration and Development-		
004-Research and Development	--	5533
190-Investments in Public Sector and Other Undertakings	--	1258
796-Tribal Area Sub-plan	--	43
800-Other Expenditure	--	1809
Total: 01	0	8643
02-Non-ferrous Metals-		
190-Investments in Public Sector and Other Undertakings	--	15165
800-Other Expenditure	476	18190
Total: 02	476	33355
60-Other Mining and Metallurgical Industries-		
190-Investments in Public Sector and Other Undertakings	--	5198
796-Tribal Area Sub-plan	--	15284
800-Other Expenditure	--	1645
Total: 60	0	22127
Total: Government of Madhya Pradesh	476	64125

(A) Includes Rs. 51870 thousands yet to be allocated between Madhya Pradesh and Chhattisgarh.

COMBINED FINANCE AND REVENUE ACCOUNTS OF THE UNION AND STATE GOVERNMENTS IN INDIA FOR THE YEAR 2008-09

No. 36-B-4853-ACCOUNT of CAPITAL OUTLAY on NON-FERROUS MINING and METALLURGICAL INDUSTRIES during and to the end of the year 2008-09-Contd.

(In thousands of rupees)

	Expenditure	
	During the year	To end of the year
MAHARASHTRA		
01-Mineral Exploration and Development-		
190-Investments in Public Sector and Other Undertakings	—	26544
60-Other Mining and Metallurgical Industries-		
190-Investments in Public Sector and Other Undertakings	—	1240
Total: Government of Maharashtra	0	27784
MANIPUR		
01-Mineral Exploration and Development-		
800-Other Expenditure	—	2978
02-Non-Ferrous Metals-		
800-Other Expenditure	—	859
Total: Government of Manipur	0	3837
MEGHALAYA		
02-Non-Ferrous Metals-		
190-Investments in Public Sector and other Undertakings	—	23897
800-Other Expenditure	—	125
Total: Government of Meghalaya	0	24022
MIZORAM		
02-Non-Ferrous Metals-		
800-Other Expenditure	—	4080
60-Other Mining and Metallurgical Industries-		
800-Other Expenditure	—	(A) -378
Total: Government of Mizoram	0	3702
NAGALAND		
01-Mineral Exploration and Development-		
800-Other Expenditure	—	33678
60-Other Mining and Metallurgical Industries-		
190-Investments in Public Sector and Other Undertakings	148759	579283
800-Other Expenditure	9534	160882
Total: Government of Nagaland	158293	773843
ORISSA		
01-Mineral Exploration and Development-		
190-Investments in Public Sector and Other Undertakings	—	314083
796-Tribal Area Sub-plan	—	36
800-Other Expenditure	—	2396
Total: 01	0	316515
02-Non-ferrous Metals-		
004-Research and Development	—	795
796-Tribal Area Sub-plan	—	690
Total: 02	0	1485
60-Other Mining and Metallurgical Industries-		
004-Research and Development	—	354
800-Other Expenditure	—	359560
901-Deduct-Receipts and Recoveries on Capital Account	—	-33713
Total: 60	0	326201
Total: Government of Orissa	0	644201

(A) The minus balance is under investigation.

(B) Difference of Rs. 1 thousand is due to rounding.

**No. 36-B-4853-ACCOUNT of CAPITAL OUTLAY on NON-FERROUS MINING and METALLURGICAL INDUSTRIES
during and to the end of the year 2008-09-Contd.**

	(In thousands of rupees)	
	Expenditure	
	During the year	To end of the year
PUNJAB		
60-Other Mining and Metallurgical Industries		
800-Other Expenditure	--	9
Total: Government of Punjab	0	0
RAJASTHAN		
01-Mineral Exploration and Development-		
004-Research and Development	28813	586262
190-Investments in Public Sector and Other Undertakings	--	318197
796-Tribal Area Sub-plan	--	618768
Total: 01	28813	1523227
60-Other Mining and Metallurgical Industries		
190- Investments in Public Sector and Other Undertakings	--	(A) -60634
800-Other Expenditure	--	--
Total:60	0	-60634
Total: Government of Rajasthan	28813	1462593
SIKKIM		
01-Mineral Exploration and Development-		
004-Research and Development	100	3463
60-Other Mining and Metallurgical Industries-		
190-Investment in Public Sector and Other Undertakings	--	61149
800-Other Expenditure	--	2094
Total: Government of Sikkim	100	66706
TAMIL NADU		
01-Mineral Exploration and Development-		
190-Investments in Public Sector and Other Undertakings	--	26623
800-Other Expenditure	--	3488
901- Deduct-Receipts and Recoveries on Capital Account	--	-480
Total: 01	0	29631
02-Non-ferrous Metals-		
190-Investments in Public Sector and Other Undertakings	--	5
Total: 02	0	5
60-Other Mining and Metallurgical Industries-		
190-Investments in Public Sector and Other Undertakings	--	167500
800-Other Expenditure	--	1570
Total: 60	0	169070
Total: Government of Tamil Nadu	0	198706

(A) It includes investments in Rajasthan State Mineral Development Corporation (Rs. 1000 thousands) and Minus expenditure of Rs. 61634 thousands, which is due to excess of receipts and recoveries over expenditure pertaining to Jhamar Kotra Rock Phosphate Scheme.

**No. 36-B-4853-ACCOUNT of CAPITAL OUTLAY on NON-FERROUS MINING and METALLURGICAL INDUSTRIES
during and to the end of the year 2008-09-Concl.**

(In thousands of rupees)

	Expenditure	
	During the year	To end of the year
UTTAR PRADESH		
01-Mineral Exploration and Development-		
190-Investments in Public Sector and Other Undertakings	--	--
800-Other Expenditure	--	563680
Total: 01	0	563680
60-Other Mining and Metallurgical Industries-		
004-Research and Development	--	18402
800-Other Expenditure	--	5340
Total-60	0	23742
Total: Government of Uttar Pradesh	0	587422 (A)
UTTARAKHAND		
01-Mineral Exploration and Development-		
190-Investments in Public Sector and Other Undertakings	--	--
Total: 01	0	0
60-Other Mining and Metallurgical Industries-		
800-Other Expenditure	--	--
Total: 60	0	0
Total: Government of Uttarakhand	0	0
WEST BENGAL		
01-Mineral Exploration and Development-		
800-Other Expenditure	--	91
Total: Government of West Bengal	0	91
Total: Capital Outlay on Non-ferrous Mining and Metallurgical Industries	715277	44483488

(A) Includes Rs.568696 thousands yet to be allocated between Uttar Pradesh and Uttarakhand.

Economic Services

**No. 36-C-6853—ACCOUNT of LOANS for NON-FERROUS MINING AND METALLURGICAL INDUSTRIES showing the amounts
ADVANCED and REPAYED during the year ended 31st March, 2009 and the BALANCES of such LOANS at the
commencement and at the end of the year 2008-09-Contd.**

Item No.	(In thousands of rupees)								Total carried over
	Gujarat	Haryana	Himachal Pradesh	Jammu and Kashmir	Jharkhand	Karnataka	Kerala	Madhya Pradesh	
1	—	—	—	—	—	—	—	319	50071
2	—	—	—	—	—	—	—	—	0
3	—	—	—	—	—	—	—	—	0
4	0	0	0	0	0	0	0	319	50071
5	—	—	—	—	—	—	—	—	1293
6	—	—	—	—	—	—	—	—	0
7	—	—	—	—	—	—	—	—	0
8	0	0	0	0	0	0	0	0	1293
9	—	—	—	18616	—	—	—	—	18616
10	—	—	—	—	—	—	—	—	0
11	—	—	—	—	—	—	—	—	0
12	0	0	0	18616	0	0	0	0	18616
13	—	—	—	—	—	161853	—	—	2413543
14	—	—	—	—	—	—	—	—	0
15	—	—	—	—	—	—	—	—	0
16	0	0	0	0	0	161853	0	0	2413543

Loans and Advances

**No. 36-C-6853--ACCOUNT of LOANS for NON-FERROUS MINING AND METALLURGICAL INDUSTRIES showing the amounts
ADVANCED and REPAYED during the year ended 31st March, 2009 and the BALANCES of such LOANS at the
commencement and at the end of the year 2008-09-Contd.**

	Total brought forward	STATE GOVERNMENTS						Item No.
		Maharashtra	Manipur	Meghalaya	Mizoram	Nagaland	Orissa	
(In thousands of rupees)								
01-Mineral Exploration and Development-								
190-Loans to Public Sector and Other Undertakings-								
Balance 1st April, 2008	50071	--	--	--	--	--	--	1
Advanced during the year	0	--	--	--	--	--	--	2
Repaid during the year	0	--	--	--	--	--	--	3
Balance 31st March, 2009	50071	0	0	0	0	0	0	4
796-Tribal Area Sub-plan-								
Balance 1st April, 2008	1293	--	--	--	--	--	--	5
Advanced during the year	0	--	--	--	--	--	--	6
Repaid during the year	0	--	--	--	--	--	--	7
Balance 31st March, 2009	1293	0	0	0	0	0	0	8
800-Other Loans-								
Balance 1st April, 2008	18616	--	--	--	--	--	--	9
Advanced during the year	0	--	--	--	--	--	--	10
Repaid during the year	0	--	--	--	--	--	--	11
Balance 31st March, 2009	18616	0	0	0	0	0	0	12
02-Non-Ferrous Metals-								
190-Loans to Public Sector and Other Undertakings-								
Balance 1st April, 2008	2413543	--	--	--	--	--	--	13
Advanced during the year	0	--	--	--	--	--	--	14
Repaid during the year	0	--	--	--	--	--	--	15
Balance 31st March, 2009	2413543	0	0	0	0	0	0	16

**No. 36-C-6853—ACCOUNT of LOANS for NON-FERROUS MINING AND METALLURGICAL INDUSTRIES showing the amounts
ADVANCED and REPAYED during the year ended 31st March, 2009 and the BALANCES of such LOANS at the
commencement and at the end of the year 2008-09-Contd.**

(In thousands of rupees)

Item No.	STATE GOVERNMENTS								Total
	Punjab	Rajasthan	Sikkim	Tamil Nadu	Tripura	Uttar Pradesh	Uttarakhand	West Bengal	
1	—	—	—	-10008	—	—	—	—	40063
2	—	—	—	—	—	—	—	—	0
3	—	—	—	-10008	—	—	—	—	-10008
4	0	0	0	0	0	0	0	0	50071
5	—	—	—	—	—	—	—	—	1293
6	—	—	—	—	—	—	—	—	0
7	—	—	—	—	—	—	—	—	0
8	0	0	0	0	0	0	0	0	1293
9	—	—	—	—	—	—	—	—	18616
10	—	—	—	—	—	—	—	—	0
11	—	—	—	—	—	—	—	—	0
12	0	0	0	0	0	0	0	0	18616
13	—	—	—	—	—	—	—	—	2413543
14	—	—	—	—	—	—	—	—	0
15	—	—	—	—	—	—	—	—	0
16	0	0	0	0	0	0	0	0	2413543

Loans and Advances

**No. 36-C-6853—ACCOUNT of LOANS for NON-FERROUS MINING AND METALLURGICAL INDUSTRIES showing the amounts
ADVANCED and REPAYED during the year ended 31st March, 2009 and the BALANCES of such LOANS at the
commencement and at the end of the year 2008-09-Contd.**

	Union Government	U.T. Govt. Puducherry	STATE GOVERNMENTS							Item No.
			Andhra Pradesh	Arunachal Pradesh	Assam	Bihar	Chhattisgarh	NCT Delhi	Goa	
(In thousands of rupees)										
60-Other Mining and Metallurgical Industries-										
190-Loans to Public Sector and Other Undertakings-										
Balance 1st April, 2008	(A) -86208	—	—	—	—	—	—	—	—	1
Advanced during the year	90000	—	—	—	—	—	—	—	—	2
Repaid during the year	—	—	—	—	—	—	—	—	—	3
Balance 31st March, 2009	3792	0	0	0	0	0	0	0	0	4
800-Other Loans-										
Balance 1st April, 2008	—	—	2	—	—	—	—	500	—	5
Advanced during the year	—	—	—	—	—	—	—	—	—	6
Repaid during the year	—	—	—	—	—	—	—	—	—	7
Balance 31st March, 2009	0	0	2	0	0	0	0	500	0	8
Total: Loans for non-Ferrous Mining and Metallurgical Industries-										
Balance 1st April, 2008	2208220	0	2	1500	0	6693	114	500	0	9
Advanced during the year	90000	0	0	0	0	0	0	0	0	10
Repaid during the year	0	0	0	0	0	0	0	0	0	11
Balance 31st March, 2009	2298220	0	2	1500	0	6693	114	500	0	12
Interest received and credited to revenue	—	—	—	—	—	—	—	—	—	13

(A) Represents the prior period adjustment to rectify the misclassification of 2007-08.

**No. 36-C-6853—ACCOUNT of LOANS for NON-FERROUS MINING AND METALLURGICAL INDUSTRIES showing the amounts
ADVANCED and REPAYED during the year ended 31st March, 2009 and the BALANCES of such LOANS at the
commencement and at the end of the year 2008-09-Contd.**

(In thousands of rupees)

Item No.	STATE GOVERNMENTS								Total carried over
	Gujarat	Haryana	Himachal Pradesh	Jammu and Kashmir	Jharkhand	Karnataka	Kerala	Madhya Pradesh	
1	—	—	—	—	—	—	8471	—	-77737
2	—	—	—	—	—	—	100000	—	190000
3	—	—	—	—	—	—	—	—	0
4	0	0	0	0	0	0	108471	0	112263
5	—	—	—	1200	—	—	—	—	1702
6	—	—	—	—	—	—	—	—	0
7	—	—	—	—	—	—	—	—	0
8	0	0	0	1200	0	0	0	0	1702
9	0	0	0	19816	0	161853	8471	319	2407488
10	0	0	0	0	0	0	100000	0	190000
11	0	0	0	0	0	0	0	0	0
12	0	0	0	19816	0	161853	108471	319	2597488
13	—	—	—	—	—	—	—	—	0

Loans and Advances

**No. 36-C-6853--ACCOUNT of LOANS for NON-FERROUS MINING AND METALLURGICAL INDUSTRIES showing the amounts
ADVANCED and REPAID during the year ended 31st March, 2009 and the BALANCES of such LOANS at the
commencement and at the end of the year 2008-09-Concid.**

Item No.	STATE GOVERNMENTS								Total
	Punjab	Rajasthan	Sikkim	Tamil Nadu	Tripura	Uttar Pradesh	Uttarakhand	West Bengal	
1	--	3026	--	254065	--	180577	--	--	359931
2	--	--	--	--	--	--	--	--	190000
3	--	--	--	72587	--	--	--	--	72587
4	0	3026	0	181478	0	180577	0	0	477344
5	--	108	--	--	--	--	--	--	81810
6	--	--	--	--	--	--	--	--	0
7	--	--	--	--	--	--	--	--	0
8	0	108	0	0	0	0	0	0	81810
9	0	3134	0	244057	0	(A) 180577	0	0	2915256
10	0	0	0	0	0	0	0	0	190000
11	0	0	0	62579	0	0	0	0	62579
12	0	3134	0	181478	0	180577	0	0	3042677
13	--	--	--	--	--	--	--	--	0

(A) Rs.180577 thousands are yet to be allocated between Uttar Pradesh and Uttarakhand.

Loans and Advances

No. 37-B-4854-ACCOUNT of CAPITAL OUTLAY on CEMENT AND NON-METALLIC MINERAL INDUSTRIES during and to the end of the year 2008-09

	(In thousands of rupees)	
	Expenditure	
	During the year	To end of the year
UNION GOVERNMENT		
01-Cement-		
190-Investments in Public Sector and Other Undertakings	--	5738200
800-Other Expenditure	--	1976350
Total: Union Government	0	7714550
STATE GOVERNMENTS		
ANDHRA PRADESH		
01-Cement-		
800-Other Expenditure	--	2184
Total: Government of Andhra Pradesh	0	2184
GUJARAT		
01-Cement-		
190-Investments in Public Sector and Other Undertakings	--	160
Total: Government of Gujarat	0	160
HARYANA		
01-Cement-		
190-Investments in Public Sector and Other Undertakings	--	256
Total: Government of Haryana	0	256
JAMMU AND KASHMIR		
01-Cement-		
004-Research and Development	--	2406
Total: Government of Jammu and Kashmir	0	2406
KARNATAKA		
01-Cement-		
190-Investments in Public Sector and Other Undertakings	--	4178
Total: Government of Karnataka	0	4178
KERALA		
01-Cement-		
190-Investments in Public Sector and Other Undertakings	--	262824
800-Other Expenditure	--	25
Total: Government of Kerala	0	262849
MADHYA PRADESH		
01-Cement-		
190-Investments in Public Sector and Other Undertakings	--	333
Total: Government of Madhya Pradesh	0	(A) 333

(A) The amount is retained in Madhya Pradesh pending allocation between Madhya Pradesh and Chhattisgarh.

No. 37-B-4854-ACCOUNT of CAPITAL OUTLAY on CEMENT AND NON-METALLIC MINERAL INDUSTRIES during and to the end of the year 2008-09-Concl.

	(In thousands of rupees)	
	Expenditure	
	During the year	To end of the year
MANIPUR		
01-Cement-		
190-Investments in Public Sector and Other Undertakings	--	27659
Total: Government of Manipur	0	27659
MEGHALAYA		
01-Cement-		
190-Investments in Public Sector and other Undertakings	100000	231843
Total: Government of Meghalaya	100000	231843
ORISSA		
01-Cement-		
190-Investments in Public Sector and Other Undertakings	--	--
Total: Government of Orissa	0	0
PUNJAB		
01-Cement		
190-Investments in Public Sector and Other Undertakings	--	145
Total: Government of Punjab	0	145
TAMIL NADU		
01-Cement-		
190-Investments in Public Sector and Other Undertakings	--	1000
800-Other Expenditure	--	4275
Total: Government of Tamil Nadu	0	5275
UTTAR PRADESH		
01-Cement-		
190-Investments in Public Sector and Other Undertakings	11000	589183
60-Others		
800-Other Expenditure	--	-41168
Total: Government of Uttar Pradesh	(B) 11000	(A) 548015
UTTARAKHAND		
01-Cement-		
190-Investments in Public Sector and Other Undertakings	--	--
60-Others		
800-Other Expenditure	--	--
Total: Government of Uttarakhand	0	0
Total: Capital Outlay on Cement and Non-Metallic Mineral Industries	111000	8799853

(A) The amount of Rs.506847 thousands is retained in Uttar Pradesh pending allocation between Uttar Pradesh and Uttarakhand.

(B) Includes Rs.11000 thousands spent out of advances from the Contingency Fund during 1991-92 and recouped to the Fund during 2008-09.

**No. 37-C-6854-ACCOUNT of LOANS for CEMENT AND NON-METALLIC MINERAL INDUSTRIES showing the amounts
ADVANCED and REPAID during the year ended 31st March, 2009 and the BALANCES of such LOANS at the
commencement and at the end of the year 2008-09-Contd.**

(In thousands of rupees)

Item No.	STATE GOVERNMENTS								Total carried over
	Gujarat	Haryana	Himachal Pradesh	Jammu and Kashmir	Jharkhand	Karnataka	Kerala	Madhya Pradesh	
1	--	--	--	--	--	--	20521	--	3552218
2	--	--	--	--	--	--	--	--	0
3	--	--	--	--	--	--	--	--	104871
4	0	0	0	0	0	0	20521	0	3447347
5	--	480	--	--	--	--	--	--	5980
6	--	--	--	--	--	--	--	--	0
7	--	--	--	--	--	--	--	--	0
8	0	480	0	0	0	0	0	0	5980
9	--	--	--	--	--	--	11600	--	11600
10	--	--	--	--	--	--	--	--	0
11	--	--	--	--	--	--	--	--	0
12	0	0	0	0	0	0	11600	0	11600
13	0	480	0	0	0	0	32121	0	3569798
14	0	0	0	0	0	0	0	0	0
15	0	0	0	0	0	0	0	0	104871
16	0	480	0	0	0	0	32121	0	3464927
17	--	--	--	--	--	--	--	--	188604

Loans and Advances

**No. 37-C-6854-ACCOUNT of LOANS for CEMENT AND NON-METALLIC MINERAL INDUSTRIES showing the amounts
ADVANCED and REPAYED during the year ended 31st March, 2009 and the BALANCES of such LOANS at the
commencement and at the end of the year 2008-09-Contd.**

	Total brought forward	(In thousands of rupees)						STATE GOVERNMENTS	Item No.
		Maharashtra	Manipur	Meghalaya	Mizoram	Nagaland	Orissa		
01-Cement-									
190-Loans to Public Sector and other Undertakings-									
Balance 1st April, 2008	3552218	--	--	--	--	--	3980	1	
Advanced during the year	0	--	--	--	--	--	--	2	
Repaid during the year	104871	--	--	--	--	--	--	3	
Balance 31st March, 2009	3447347	0	0	0	0	0	3980	4	
800-Other Loans-									
Balance 1st April, 2008	5980	--	--	--	--	--	--	5	
Advanced during the year	0	--	--	--	--	--	--	6	
Repaid during the year	0	--	--	--	--	--	--	7	
Balance 31st March, 2009	5980	0	0	0	0	0	0	8	
60-Others-									
190-Loans to Public Sector and other Undertakings-									
Balance 1st April, 2008	11600	--	--	--	--	--	--	9	
Advanced during the year	0	--	--	--	--	--	--	10	
Repaid during the year	0	--	--	--	--	--	--	11	
Balance 31st March, 2009	11600	0	0	0	0	0	0	12	
Total: Loans for Cement and Non-metallic Mineral Industries-									
Balance 1st April, 2008	3569798	0	0	0	0	0	3980	13	
Advanced during the year	0	0	0	0	0	0	0	14	
Repaid during the year	104871	0	0	0	0	0	0	15	
Balance 31st March, 2009	3464927	0	0	0	0	0	3980	16	
Interest received and credited to revenue	188604	--	--	--	--	--	--	17	

**No. 37-C-6854-ACCOUNT of LOANS for CEMENT AND NON-METALLIC MINERAL INDUSTRIES showing the amounts
ADVANCED and REPAYED during the year ended 31st March, 2009 and the BALANCES of such LOANS at the
commencement and at the end of the year 2008-09-Concl'd.**

(In thousands of rupees)

Item No.	STATE GOVERNMENTS								Total
	Punjab	Rajasthan	Sikkim	Tamil Nadu	Tripura	Uttar Pradesh	Uttarakhand	West Bengal	
1	--	--	--	26033	--	384525	--	--	3966756
2	--	--	--	--	--	--	--	--	0
3	--	--	--	14667	--	--	--	--	119538
4	0	0	0	11366	0	384525	0	0	3847218
5	--	--	--	--	--	--	--	--	5980
6	--	--	--	--	--	--	--	--	0
7	--	--	--	--	--	--	--	--	0
8	0	0	0	0	0	0	0	0	5980
9	--	--	--	--	--	244808	--	--	256408
10	--	--	--	--	--	--	--	--	0
11	--	--	--	--	--	--	--	--	0
12	0	0	0	0	0	244808	0	0	256408
13	0	0	0	26033	0	(A) 629333	0	0	4229144
14	0	0	0	0	0	0	0	0	0
15	0	0	0	14667	0	0	0	0	119538
16	0	0	0	11366	0	629333	0	0	4109606
17	--	--	--	--	--	--	--	--	188604

(A) The amount of Rs. 1164551 thousand is retained in Uttar Pradesh pending allocation between Uttar Pradesh and Uttarakhand.

Loans and Advances

No. 38-B-4855-ACCOUNT of CAPITAL OUTLAY on FERTILIZER INDUSTRIES during and to the end of the year 2008-09

	(In thousands of rupees)	
	Expenditure	
	During the year	To end of the year
UNION GOVERNMENT		
101-Investments in Co-operative Fertilizer Factories	—	23282046
190-Investments in Public Sector and Other Undertakings	—	10660149
Total: Union Government	0	33942195
STATE GOVERNMENTS		
ANDHRA PRADESH		
190-Investments in Public Sector and Other Undertakings	—	274562
Total: Government of Andhra Pradesh	0	274562
ASSAM		
190-Investments in Public Sector and Other Undertakings The Assam Bone Mills Ltd.	—	25
Total: Government of Assam	0	25
BIHAR		
800-Other Expenditure	—	13627
Total: Government of Bihar	0	13627
GUJARAT		
190-Investments in Public Sector and Other Undertakings	—	—
Total: Government of Gujarat	0	0
KARNATAKA		
190-Investments in Public Sector and Other Undertakings	—	55
Total: Government of Karnataka	0	55

No. 38-B-4855-ACCOUNT of CAPITAL OUTLAY on FERTILIZER INDUSTRIES during and to the end of the year 2008-09-Conclid.

	(In thousands of rupees)	
	Expenditure	
	During the year	To end of the year
KERALA		
190-Investments in Public Sector and Other Undertakings	--	21750
Total: Government of Kerala	0	21750
MAHARASHTRA		
101-Investments in Co-operatives Fertilizer Factories	--	40825
190-Investments in Public Sector and Other Undertakings	--	1000
Total: Government of Maharashtra	0	41825
ORISSA		
190-Investments in Public Sector and Other Undertakings	--	650
Total: Government of Orissa	0	650
RAJASTHAN		
800-Other Expenditure	--	--
Total: Government of Rajasthan	0	0
TAMIL NADU		
190-Investments in Public Sector and Other Undertakings	--	2569
901-Deduct-Receipts and Recoveries on Capital Account	--	-11
Total: Government of Tamil Nadu	0	2558
UTTAR PRADESH		
101-Investments in Co-operative Fertilizer Factories	--	55352
800- Other expenditure	--	1728
Total: Government of Uttar Pradesh	0	(A) 57080
WEST BENGAL		
190-Investments in Public Sector and Other Undertakings	--	2263
Total: Government of West Bengal	0	2263
Total: Capital Outlay on Fertilizer Industries	0	34356590

(A) Rs. 57080 thousands yet to be allocated between Uttar Pradesh and Uttarakhand.

No. 38-C-6855-ACCOUNT of LOANS for FERTILIZER INDUSTRIES showing the amounts **ADVANCED and **REPAID** during the year ended 31st March, 2009 and the **BALANCES** of such **LOANS** at the commencement and at the end of the year 2008-09-Contd.**

Item No.	STATE GOVERNMENTS								Total carried over
	Gujarat	Haryana	Himachal Pradesh	Jammu and Kashmir	Jharkhand	Karnataka	Kerala	Madhya Pradesh	
1	--	--	--	--	--	46540	--	--	62662519
2	--	--	--	--	--	--	--	--	467500
3	--	--	--	--	--	58360	--	--	58360
4	0	0	0	0	0	-11820	0	0	63071659
5	121500	--	--	--	--	--	--	--	121500
6	--	--	--	--	--	--	--	--	0
7	--	--	--	--	--	--	--	--	0
8	121500	0	0	0	0	0	0	0	121500
9	121500	0	0	0	0	46540	0	0	62784019
10	0	0	0	0	0	0	0	0	467500
11	0	0	0	0	0	58360	0	0	58360
12	121500	0	0	0	0	-11820	0	0	63193159
13	--	--	--	--	--	--	--	--	56870

Loans and Advances

No. 38-C-6855-ACCOUNT of LOANS for FERTILIZER INDUSTRIES showing the amounts ADVANCED and REPAID during the year ended 31st March, 2009 and the BALANCES of such LOANS at the commencement and at the end of the year 2008-09-Contd.

(In thousands of rupees)

	Total brought forward	STATE GOVERNMENTS						Item No.
		Maharashtra	Manipur	Meghalaya	Mizoram	Nagaland	Orissa	
190-Loans to Public Sector and other Undertakings-								
Balance 1st April 2008	62662519	--	--	--	--	--	0	1
Advanced during the year	467500	--	--	--	--	--	--	2
Repaid during the year	58360	--	--	--	--	--	--	3
Balance 31st March, 2009	63071659	0	0	0	0	0	0	4
800-Other Loans-								
Balance 1st April 2008	121500	--	--	--	--	--	--	5
Advanced during the year	0	--	--	--	--	--	--	6
Repaid during the year	0	--	--	--	--	--	--	7
Balance 31st March, 2009	121500	0	0	0	0	0	0	8
Total: Loans for Fertilizer Industries-								
Balance 1st April 2008	62784019	0	0	0	0	0	0	9
Advanced during the year	467500	0	0	0	0	0	0	10
Repaid during the year	58360	0	0	0	0	0	0	11
Balance 31st March, 2009	63193159	0	0	0	0	0	0	12
Interest received and credited to revenue	56870	--	--	--	--	--	--	13

No. 38-C-6855-ACCOUNT of LOANS for FERTILIZER INDUSTRIES showing the amounts ADVANCED and REPAID during the year ended 31st March, 2009 and the BALANCES of such LOANS at the commencement and at the end of the year 2008-09-Concl.

(In thousands of rupees)


Item No.	STATE GOVERNMENTS									Total
	Punjab	Rajasthan	Sikkim	Tamil Nadu	Tripura	Uttar Pradesh	Uttarakhand	West Bengal		
1	234	--	--	--	--	--	--	977	62663730	
2	--	--	--	--	--	--	--	--	467500	
3	--	--	--	--	--	--	--	--	58360	
4	234	0	0	0	0	0	0	977	63072870	
5	--	--	--	--	--	--	--	--	121500	
6	--	--	--	--	--	--	--	--	0	
7	--	--	--	--	--	--	--	--	0	
8	0	0	0	0	0	0	0	0	121500	
9	234	0	0	0	0	0	0	977	62785230	
10	0	0	0	0	0	0	0	0	467500	
11	0	0	0	0	0	0	0	0	58360	
12	234	0	0	0	0	0	0	977	63194370	
13	10397	--	--	--	--	--	--	--	67267	

Loans and Advances

No. 39-B-4856-ACCOUNT of CAPITAL OUTLAY on PETRO-CHEMICAL INDUSTRIES during and to the end of the year 2008-09.

	(In thousands of rupees)	
	Expenditure	
	During the year	To end of the year
UNION GOVERNMENT		
190-Investments in Public Sector and Other Undertakings	-	40000
Total : Union Government	0	40000
STATE GOVERNMENTS		
GUJARAT		
190-Investments in Public Sector and Other Undertakings	-	1192511
Total : Government of Gujarat	0	1192511
KARNATAKA		
190-Investments in Public Sector and Other Undertakings	-	35105
200-Other investments	-	1027
Total : Government of Karnataka	0	36132
TAMIL NADU		
190-Investments in Public Sector and Other Undertakings	-	-
200-Other investments	-	-
Total : Government of Tamil Nadu	0	0
WEST BENGAL		
190-Investments in Public Sector and Other Undertakings	-	5842948
200-Other investments	-	500
Total : Government of West Bengal	0	5843448
Total:Capital Outlay on Petro-Chemical Industries	0	7112091

Economic Services



No. 39-C-6856-ACCOUNT of LOANS for PETRO-CHEMICAL INDUSTRIES showing the amounts ADVANCED and REPAYED during the year ended 31st March, 2009 and the BALANCES of such LOANS at the commencement and at the end of the year 2008-09-Contd.

(In thousands of rupees)

Item No.	STATE GOVERNMENTS									Total carried over
	Gujarat	Haryana	Himachal Pradesh	Jammu and Kashmir	Jharkhand	Karnataka	Kerala	Madhya Pradesh		
1	--	--	--	--	--	--	--	--	--	1615326
2	--	--	--	--	--	--	--	--	--	146000
3	--	--	--	--	--	--	--	--	--	0
4	0	0	0	0	0	0	0	0	0	1761326
5	0	0	0	0	0	0	0	0	0	1615326
6	0	0	0	0	0	0	0	0	0	146000
7	0	0	0	0	0	0	0	0	0	0
8	0	0	0	0	0	0	0	0	0	1761326
9	--	--	--	--	--	--	--	--	--	0

Loans and Advances

No. 39-C-6856-ACCOUNT of LOANS for PETRO-CHEMICAL INDUSTRIES showing the amounts ADVANCED and REPAYED during the year ended 31st March, 2009 and the BALANCES of such LOANS at the commencement and at the end of the year 2008-09-Contd.

(In thousands of rupees)

	Total brought forward	STATE GOVERNMENTS						Item No.
		Maharashtra	Manipur	Meghalaya	Mizoram	Nagaland	Orissa	
190-Loans to Public Sector and other Undertakings-								
Balance 1st April, 2008	1615326	--	--	--	--	--	--	1
Advanced during the year	146000	--	--	--	--	--	--	2
Repaid during the year	0	--	--	--	--	--	--	3
Balance 31st March, 2009	1761326	0	0	0	0	0	0	4
Total: Loans to Petro-Chemical Industries-								
Balance 1st April, 2008	1615326	0	0	0	0	0	0	5
Advanced during the year	146000	0	0	0	0	0	0	6
Repaid during the year	0	0	0	0	0	0	0	7
Balance 31st March, 2009	1761326	0	0	0	0	0	0	8
Interest received and credited to revenue	0	--	--	--	--	--	--	9

No. 39-C-6856-ACCOUNT of LOANS for PETRO-CHEMICAL INDUSTRIES showing the amounts ADVANCED and REPAID during the year ended 31st March, 2009 and the BALANCES of such LOANS at the commencement and at the end of the year 2008-09-Concl'd.

(In thousands of rupees)

Item No.	STATE GOVERNMENTS								Total
	Punjab	Rajasthan	Sikkim	Tamil Nadu	Tripura	Uttar Pradesh	Uttarakhand	West Bengal	
1	---	---	---	---	---	---	---	---	1615326
2	---	---	---	---	---	---	---	---	146000
3	---	---	---	---	---	---	---	---	0
4	0	0	0	0	0	0	0	0	1761326
5	0	0	0	0	0	0	0	0	1615326
6	0	0	0	0	0	0	0	0	146000
7	0	0	0	0	0	0	0	0	0
8	0	0	0	0	0	0	0	0	1761326
9	---	---	---	---	---	---	---	---	0

Loans and Advances

No. 40-B-4857-ACCOUNT of CAPITAL OUTLAY on CHEMICALS AND PHARMACEUTICAL INDUSTRIES during and to the end of the year 2008-09

	(In thousands of rupees)	
	Expenditure	
	During the year	To end of the year
UNION GOVERNMENT		
01-Chemical and Pesticides Industries-		
190-Investments in Public Sector and Other Undertakings	--	3121406
800-Other Expenditure	--	2922427
Total: 01	0	6043833
02-Drugs and Pharmaceutical Industries-		
190-Investments in Public Sector and Other Undertakings	--	1332900
800-Other Expenditure	--	1564462
Total: 02	0	2897362
Total: Union Government	0	8941195
STATE GOVERNMENTS		
ASSAM		
01-Chemical and Pesticides Industries-		
190-Investments in Public Sector and Other Undertakings	--	15200
Total: 01	0	15200
02-Drugs and Pharmaceuticals-		
800-Other Expenditure	--	50
Total: 02	0	50
Total: Government of Assam	0	15250
BIHAR		
02-Drugs and Pharmaceutical Industries-		
190-Investments in Public Sector and Other Undertakings	--	89992
Total: Government of Bihar	0	89992
GUJARAT		
01-Chemical and Pesticides Industries-		
190-Investments in Public Sector and Other Undertakings	--	61
Total: Government of Gujarat	0	61
KERALA		
01-Chemical and Pesticides Industries-		
190-Investments in Public Sector and Other Undertakings	--	188215
Total: 01	0	188215

No. 40-B-4857-ACCOUNT of CAPITAL OUTLAY on CHEMICALS AND PHARMACEUTICAL INDUSTRIES during and to the end of the year 2008-09-Concl'd.

	(In thousands of rupees)	
	Expenditure	
	During the year	To end of the year
02-Drugs and Pharmaceutical Industries-		
190-Investments in Public Sector and Other Undertakings	--	18000
800-Other Expenditure	--	3
Total: 02	0	18003
Total: Government of Kerala	0	206218
MAHARASHTRA		
01-Chemical and Pesticides Industries-		
800-Other Expenditure	--	1740
Total: Government of Maharashtra	0	1740
MANIPUR		
02-Drugs and Pharmaceutical Industries-		
190-Investments in Public Sector and other Undertakings	--	40631
Total : Government of Manipur	0	40631
RAJASTHAN		
01-Chemical and Pesticides Industries-		
004-Research and Development	--	11559
800-Other Expenditure	--	--
Total: Government of Rajasthan	0	11559
TAMIL NADU		
01-Chemical and Pesticides Industries-		
800-Other Expenditure	--	1669
Total: Government of Tamil Nadu	0	1669
WEST BENGAL		
01-Chemical and Pesticides Industries -		
190-Investments in Public Sector and Other Undertakings	140000	3989241
02-Drugs and Pharmaceutical Industries-		
190-Investments in Public Sector and Other Undertakings	18999	1109939
Total: Government of West Bengal	158999	5099180
Total: Capital Outlay on Chemicals and Pharmaceutical Industries	158999	14366864

No. 40-C-6857-ACCOUNT of LOANS for CHEMICAL AND PHARMACEUTICAL INDUSTRIES showing the amounts ADVANCED and REPAID during the year ended 31st March, 2009 and the BALANCES of such LOANS at commencement and at the end of the year 2008-09

	Union Government	U.T. Govt. Puduchery	STATE GOVERNMENTS								Item No.
			Andhra Pradesh	Arunachal Pradesh	Assam	Bihar	Chhattisgarh	NCT Delhi	Goa	Jharkhand	
(In thousands of rupees)											
01-Chemicals and Pesticides Industries-											
190-Loans to Public Sector and Other Undertakings-											
Balance 1st April, 2008	-719220	-	-	-	-	-	300	-	-	-	1
Advanced during the year	35600	-	-	-	-	-	-	-	-	-	2
Repaid during the year	51300	-	-	-	-	-	-	-	-	-	3
Balance 31st March, 2009	-734920 (A)	0	0	0	0	0	300	0	0	0	4
800-Other Loans-											
Balance 1st April, 2008	-	-	-	-	84130	-	-	-	-	-	5
Advanced during the year	-	-	-	-	-	-	-	-	-	-	6
Repaid during the year	-	-	-	-	-	-	-	-	-	-	7
Balance 31st March, 2009	0	0	0	0	84130	0	0	0	0	0	8
02-Drugs and Pharmaceutical Industries-											
190-Loans to Public Sector and Other Undertakings-											
Balance 1st April, 2008	12449011	-	-	-	-	-	121218	-	-	-	9
Advanced during the year	220000	-	-	-	-	-	-	-	-	-	10
Repaid during the year	-	-	-	-	-	-	-	-	-	-	11
Balance 31st March, 2009	12669011	0	0	0	0	0	121218	0	0	0	12
796-Tribal Area Sub-Plan-											
Balance 1st April, 2008	-	-	-	-	-	-	2000	-	-	-	13
Advanced during the year	-	-	-	-	-	-	-	-	-	-	14
Repaid during the year	-	-	-	-	-	-	-	-	-	-	15
Balance 31st March, 2009	0	0	0	0	0	0	2000	0	0	0	16
Total: Loans for Chemical and Pharmaceutical Industries-											
Balance 1st April, 2008	11729791	0	0	0	84130	123518 (B)	0	0	0	0	17
Advanced during the year	255600	0	0	0	0	0	0	0	0	0	18
Repaid during the year	51300	0	0	0	0	0	0	0	0	0	19
Balance 31st March, 2009	11934091	0	0	0	84130	123518	0	0	0	0	20
Interest received and credited to revenue	14789	-	-	-	-	-	-	-	-	-	21

(A) Adverse balance is under investigation.

(B) Includes the amount retained in Bihar pending allocation.

No. 40-C-6857-ACCOUNT of LOANS for CHEMICAL AND PHARMACEUTICAL INDUSTRIES showing the amounts ADVANCED and REPAYED during the year ended 31st March, 2009 and the BALANCES of such LOANS at commencement and at the end of the year 2008-09- Contd.

(In thousands of rupees)

Item No.	STATE GOVERNMENTS							Total carried over
	Gujarat	Haryana	Himachal Pradesh	Jammu and Kashmir	Karnataka	Kerala	Madhya Pradesh	
1	--	--	--	--	155225	147711	--	-415984
2	--	--	--	--	--	--	--	35600
3	--	--	--	--	--	--	--	51300
4	0	0	0	0	155225	147711	0	-431684
5	--	--	--	--	1200	--	--	85330
6	--	--	--	--	--	--	--	0
7	--	--	--	--	--	--	--	0
8	0	0	0	0	1200	0	0	85330
9	--	--	--	--	--	109734	--	12679963
10	--	--	--	--	--	70000	--	290000
11	--	--	--	--	--	--	--	0
12	0	0	0	0	0	179734	0	12969963
13	--	--	--	--	--	--	--	2000
14	--	--	--	--	--	--	--	0
15	--	--	--	--	--	--	--	0
16	0	0	0	0	0	0	0	2000
17	0	0	0	0	156425	257445	0	12351309
18	0	0	0	0	0	70000	0	325600
19	0	0	0	0	0	0	0	51300
20	0	0	0	0	156425	327445	0	12625609
21	--	--	--	--	--	--	--	14789

Loans and Advances

No. 40-C-6857-ACCOUNT of LOANS for CHEMICAL AND PHARMACEUTICAL INDUSTRIES showing the amounts ADVANCED and REPAID during the year ended 31st March, 2009 and the BALANCES of such LOANS at commencement and at the end of the year 2008-09-Contd.

	Total brought forward	(In thousands of rupees)						Item No.
		STATE GOVERNMENTS						
		Maharashtra	Manipur	Meghalaya	Mizoram	Nagaland	Orissa	
01-Chemicals and Pesticides Industries-								
190-Loans to Public Sector and Other Undertakings-								
Balance 1st April, 2008	-415984	--	--	--	--	--	--	1
Advanced during the year	35600	--	--	--	--	--	--	2
Repaid during the year	51300	--	--	--	--	--	--	3
Balance 31st March, 2009	-431684	0	0	0	0	0	0	4
800-Other Loans-								
Balance 1st April, 2008	85330	--	--	--	--	--	--	5
Advanced during the year	0	--	--	--	--	--	--	6
Repaid during the year	0	--	--	--	--	--	--	7
Balance 31st March, 2009	85330	0	0	0	0	0	0	8
02-Drugs and Pharmaceutical Industries-								
190-Loans to Public Sector and Other Undertakings-								
Balance 1st April, 2008	12679963	--	--	--	--	--	--	9
Advanced during the year	290000	--	--	--	--	--	--	10
Repaid during the year	0	--	--	--	--	--	--	11
Balance 31st March, 2009	12969963	0	0	0	0	0	0	12
796-Tribal Area Sub-Plan-								
Balance 1st April, 2008	2000	--	--	--	--	--	--	13
Advanced during the year	0	--	--	--	--	--	--	14
Repaid during the year	0	--	--	--	--	--	--	15
Balance 31st March, 2009	2000	0	0	0	0	0	0	16
Total: Loans for Chemical and Pharmaceutical Industries-								
Balance 1st April, 2008	12351309	0	0	0	0	0	0	17
Advanced during the year	325600	0	0	0	0	0	0	18
Repaid during the year	51300	0	0	0	0	0	0	19
Balance 31st March, 2009	12625609	0	0	0	0	0	0	20
Interest received and credited to revenue	14789	--	--	--	--	--	--	21

No. 40-C-6857-ACCOUNT of LOANS for CHEMICAL AND PHARMACEUTICAL INDUSTRIES showing the amounts ADVANCED and REPAID during the year ended 31st March, 2009 and the BALANCES of such LOANS at commencement and at the end of the year 2008-09-Concl.

Item No.	STATE GOVERNMENTS								Total
	Punjab	Rajasthan	Sikkim	Tamil Nadu	Tripura	Uttar Pradesh	Uttarakhand	West Bengal	
1	-	-	-	-	-	-	-	147198	-268786
2	-	-	-	-	-	-	-	-	35600
3	-	-	-	-	-	-	-	-	51300
4	0	0	0	0	0	0	0	147198	-284486
5	-	-	-	-	-	-	-	-	85330
6	-	-	-	-	-	-	-	-	0
7	-	-	-	-	-	-	-	-	0
8	0	0	0	0	0	0	0	0	85330
9	-	-	-	-	-	-	-	135784	12815747
10	-	-	-	-	-	-	-	8623	298623
11	-	-	-	-	-	-	-	0	0
12	0	0	0	0	0	0	0	144407	13114370
13	-	-	-	-	-	-	-	-	2000
14	-	-	-	-	-	-	-	-	0
15	-	-	-	-	-	-	-	-	0
16	0	0	0	0	0	0	0	0	2000
17	0	0	0	0	0	0	0	282982	12634291
18	0	0	0	0	0	0	0	8623	334223
19	0	0	0	0	0	0	0	0	51300
20	0	0	0	0	0	0	0	291605	12917214
21	-	-	-	-	-	-	-	1240	16029

Loans and Advances

No. 41-B-4858-ACCOUNT of CAPITAL OUTLAY on ENGINEERING INDUSTRIES during and to the end of the year 2008-09

	(In thousands of rupees)	
	Expenditure	
	During the year	To end of the year
UNION GOVERNMENT		
01-Electrical Engineering Industries-		
190-Investments in Public Sector and other Undertakings	--	-289363
800-Other Expenditure	--	2457434
901-Deduct-Receipts and Recoveries on Capital Account	--	-16043
Total: 01	0	2152028
02-Other Industrial Machinery Industries-		
190-Investments in Public Sector and Other Undertakings	--	1402543
Total: 02	0	1402543
03-Transport Equipment Industries-		
190-Investments in Public Sector and Other Undertakings	--	1074311
800-Other Expenditure	--	18500
Total: 03	0	1092811
04-Ship Building Industries-		
190-Investments in Public Sector and Other Undertakings	132000	4243686
800-Other Expenditure	--	2485167
Total: 04	132000	6728853
05-Aircraft Industries-		
190-Investments in Public Sector and Other Undertakings	--	485000
800-Other Expenditure	--	731531
Total: 05	0	1216531
60-Other Engineering Industries-		
190-Investments in Public Sector and Other Undertakings	824154	(A) 39917264
800-Other Expenditure	--	6602503
901-Deduct-Receipts and Recoveries on Capital Account	--	-48129
Total: 60	824154	46471638
Total: Union Government	956154	59064404

(A) Includes Rs. 1080350 thousands on account of conversion of loan into equity in respect of Heavy Engineering Corp.Ltd. and excludes Rs.1136300 thousands and Rs.83100 thousands on account of write-down of equity in respect of Bharat Bhari Udyog Ltd., Calcutta and National Instruments Ltd., Calcutta respectively.

No. 41-B-4858-ACCOUNT of CAPITAL OUTLAY on ENGINEERING INDUSTRIES during and to the end of the year 2008-09-Contd.

	(In thousands of rupees)	
	Expenditure	
	During the year	To end of the year
STATE GOVERNMENTS		
ANDHRA PRADESH		
01-Electrical Engineering Industries-		
190-Investments in Public Sector and Other Undertakings	—	240562
800-Other Expenditure	—	—
Total: 01	0	240562
60-Other Engineering Industries-		
190-Investments in Public Sector and Other Undertakings	—	135240
800-Other Expenditure	—	512
901-Deduct-Receipts and Recoveries on Capital Account	—	—
Total: 60	0	135752
Total: Government of Andhra Pradesh	0	376314
ASSAM		
60-Other Engineering Industries-		
190-Investments in Public Sector and Other Undertakings	—	6000
Total: Government of Assam	0	6000
BIHAR		
01-Electrical Engineering Industries-		
800-Other Expenditure	—	8818
Total: Government of Bihar	0	8818
GUJARAT		
04-Ship Building Industries-		
004-Research and Development	—	2500
60-Other Engineering Industries-		
190-Investments in Public Sector and Other Undertakings	—	205523
800-Other Expenditure	—	208
Total: Government of Gujarat	0	207815
HARYANA		
60-Other Engineering Industries-		
190-Investments in Public Sector and Other Undertakings	—	4011
800-Other Expenditure	—	50
Total: Government of Haryana	0	4061
HIMACHAL PRADESH		
01-Electrical Engineering Industries-		
190-Investments in Public Sector and Other Undertakings	—	38700
800-Other Expenditure	—	—
Total: Government of Himachal Pradesh	0	38700
JAMMU AND KASHMIR		
60-Other Engineering Industries-		
190-Investments in Public Sector and Other Undertakings	—	12523
800-Other Expenditure	—	—
Total: Government of Jammu and Kashmir	0	12523

No. 41-B-4858-ACCOUNT of CAPITAL OUTLAY on ENGINEERING INDUSTRIES during and to the end of the year 2008-09-Contd.

	(In thousands of rupees)	
	Expenditure	
	During the year	To end of the year
KARNATAKA		
01-Electrical Engineering Industries-		
190-Investments in Public Sector and Other Undertakings	--	224361
Total: 01	0	224361
02-Other Industrial Machinery Industries-		
004-Research and Development	--	5515
190-Investments in Public Sector and Other Undertakings	--	56227
Total: 02	0	61742
Total: Government of Karnataka	0	286103
KERALA		
01-Electrical Engineering Industries-		
190-Investments in Public Sector and Other Undertakings	151787	1000769
Total: 01	151787	1000769
02-Other Industrial Machinery Industries-		
190-Investments in Public Sector and Other Undertakings	--	136040
Total: 02	0	136040
60-Other Engineering Industries-		
190-Investments in Public Sector and Other Undertakings	(A) -189300	517625
800-Other Expenditure	--	548
Total: 60	-189300	518173
Total: Government of Kerala	-37513	1654982
MADHYA PRADESH		
60-Other Engineering Industries-		
190-Investments in Public Sector and Other Undertakings	--	1482
Total: Government of Madhya Pradesh	0	(B) 1482
ORISSA		
02-Other Industrial Machinery Industries		
190-Investments in Public Sector and Other Undertakings	--	67286
60-Other Engineering Industries-		
190-Investments in Public Sector and Other Undertakings	--	102809
Total: Government of Orissa	0	170095
PUNJAB		
60-Other Engineering Industries-		
800-Other Expenditure	--	235
Total: Government of Punjab	0	235

(A) Minus expenditure represents credit on account of write off of the investment amount of Rs.205600 thousands in Kerala Hitech Industries Limited.

(B) Includes Rs. 539 thousands yet to be allocated between Madhya Pradesh and Chhattisgarh.

COMBINED FINANCE AND REVENUE ACCOUNTS OF THE UNION AND STATE GOVERNMENTS IN INDIA FOR THE YEAR 2008-09

No. 41-B-4858-ACCOUNT of CAPITAL OUTLAY on ENGINEERING INDUSTRIES during and to the end of the year 2008-09-Contd.

	(In thousands of rupees)	
	Expenditure	
	During the year	To end of the year
RAJASTHAN		
01-Electrical Engineering Industries-		
190-Investments in Public Sector and Other Undertakings	—	(A) 750
800-Other Expenditure	—	(B) 1859
Total: 01	0	2609
Total: Government of Rajasthan	0	2609
TAMIL NADU		
60-Other Engineering Industries-		
190-Investments in Public Sector and Other Undertakings	—	392713
800-Other Expenditure	—	416
Total: Government of Tamil Nadu	0	393129
UTTARAKHAND		
01-Electrical Engineering Corporation-		
190-Investments in Public Sector and Other Undertakings	—	—
Total: 01	0	0
02-Other Industrial Machinery Industries-		
190-Investments in Public Sector and Other Undertakings	—	—
800-Other Expenditure	—	—
Total: 02	0	0
60-Other Engineering Industries-		
190-Investments in Public Sector and Other Undertakings	—	—
800-Other Expenditure	—	—
901-Deduct-Receipts and Recoveries on Capital Account	—	—
Total: 60	0	0
Total: Government of Uttarakhand	0	0
UTTAR PRADESH		
01-Electrical Engineering Industries-		
190-Investments in Public Sector and Other Undertakings	—	8452
Total: 01	0	8452
02-Other Industrial Machinery Industries-		
190-Investments in Public Sector and Other Undertakings	—	9307
800-Other Expenditure	—	37561
Total: 02	0	46868
60-Other Engineering Industries-		
190-Investments in Public Sector and Other Undertakings	—	90377
800-Other Expenditure	—	43879
901-Deduct-Receipts and Recoveries on Capital Account	—	-2
Total: 60	0	134254
Total: Government of Uttar Pradesh	0	189574

(A) Investment in Jaipur Metals and Electricals Ltd.

(B) Investment in Man Industrial Corporation Limited Jaipur and Oriental Power Cables Ltd. Kota amounting to Rs. 1500 thousands and Rs. 586 thousand respectively. It also includes minus figure of Rs. 226 thousands pertaining to Aravali Swachalit Vahan Ltd. which is under investigation.

(C) Rs.140005 thousands are yet to be allocated between Uttar Pradesh and Uttarakhand.

No. 41-B-4858-ACCOUNT of CAPITAL OUTLAY on ENGINEERING INDUSTRIES during and to the end of the year 2008-09-Concl'd.

	(In thousands of rupees)	
	Expenditure	
	During the year	To end of the year
WEST BENGAL		
01-Electrical Engineering Industries-		
190-Investments in Public Sector and Other Undertakings	--	4000
Total:01	0	4000
02-Other Industrial Machinery Industries-		
190-Investments in Public Sector and Other Undertakings	--	115063
Total: 02	0	115063
03-Transport Equipment Industries-		
190-Invements in Public Sector and Other Undertakings	--	3867500
Total: 03	0	3867500
60-Other Engineering Industries-		
190-Investments in Public Sector and Other Undertakings	--	283631
800-Other Expenditure	--	20000
Total: 60	0	303631
Total: Government of West Bengal	0	4290194
Total: Capital Outlay on Engineering Industries	918641	66707038

Economic Services



No. 41-C-6858-ACCOUNT of LOANS for ENGINEERING INDUSTRIES showing the amounts ADVANCED and REPAID during the year ended 31st March, 2009 and the BALANCES of such LOANS at the commencement and at the end of the year 2008-09-Contd.

Item No.	STATE GOVERNMENTS								(In thousands of rupees)
	Gujarat	Haryana	Himachal Pradesh	Jammu and Kashmir	Jharkhand	Karnataka	Kerala	Madhya Pradesh	Total carried over
1	--	--	--	--	--	2634807	494559	--	3801413
2	--	--	--	--	--	--	61000	--	61000
3	--	--	--	--	--	--	18770	--	18770
4	0	0	0	0	0	2634807	536789	0	3843643
5	--	--	--	--	--	--	--	--	25580
6	--	--	--	--	--	--	--	--	0
7	--	--	--	--	--	--	--	--	0
8	0	0	0	0	0	0	0	0	25580
9	--	--	--	--	--	50940	271339	--	3442324
10	--	--	--	--	--	--	--	--	85000
11	--	--	--	--	--	--	--	--	2248000
12	0	0	0	0	0	50940	271339	0	1279324
13	--	--	--	3384	--	--	--	--	20456
14	--	--	--	--	--	--	--	--	0
15	--	--	--	--	--	--	--	--	0
16	0	0	0	3384	0	0	0	0	20456
17	--	--	--	--	--	--	514	--	4973628
18	--	--	--	--	--	--	31500	--	156000
19	--	--	--	--	--	--	--	--	159965
20	0	0	0	0	0	0	32014	0	4969663
21	799	--	--	--	--	--	--	--	799
22	--	--	--	--	--	--	--	--	0
23	--	--	--	--	--	--	--	--	0
24	799	0	0	0	0	0	0	0	799

No. 41-C-6858-ACCOUNT of LOANS for ENGINEERING INDUSTRIES showing the amounts ADVANCED and REPAID during the year ended 31st March, 2009 and the BALANCES of such LOANS at the commencement and at the end of the year 2008-09-Contd.

	Total brought forward	STATE GOVERNMENTS						Item No.
		Maharashtra	Manipur	Meghalaya	Mizoram	Nagaland	Orissa	
(In thousands of rupees)								
01-Electrical Engineering Industries-								
190-Loans to Public Sector and other Undertakings-								
Balance 1st April, 2008	3801413	--	--	--	--	--	--	1
Advanced during the year	61000	--	--	--	--	--	--	2
Repaid during the year	18770	--	--	--	--	--	--	3
Balance 31st March, 2009	3843643	0	0	0	0	0	0	4
800-Other Loans-								
Balance 1st April, 2008	25580	--	--	--	--	--	--	5
Advanced during the year	0	--	--	--	--	--	--	6
Repaid during the year	0	--	--	--	--	--	--	7
Balance 31st March, 2009	25580	0	0	0	0	0	0	8
02-Other Industrial Machinery Industries-								
190-Loans to Public Sector and other Undertakings-								
Balance 1st April, 2008	3442324	--	--	--	--	--	--	9
Advanced during the year	85000	--	--	--	--	--	--	10
Repaid during the year	2248000	--	--	--	--	--	--	11
Balance 31st March, 2009	1279324	0	0	0	0	0	0	12
800-Other Loans-								
Balance 1st April, 2008	20456	--	--	--	--	--	--	13
Advanced during the year	0	--	--	--	--	--	--	14
Repaid during the year	0	--	--	--	--	--	--	15
Balance 31st March, 2009	20456	0	0	0	0	0	0	16
03-Transport Equipment Industries-								
190-Loans to Public Sector and other Undertakings-								
Balance 1st April, 2008	4973628	--	--	--	--	--	--	17
Advanced during the year	156000	--	--	--	--	--	--	18
Repaid during the year	159965	--	--	--	--	--	--	19
Balance 31st March, 2009	4969663	0	0	0	0	0	0	20
800-Other Loans-								
Balance 1st April, 2008	799	--	--	--	--	--	--	21
Advanced during the year	0	--	--	--	--	--	--	22
Repaid during the year	0	--	--	--	--	--	--	23
Balance 31st March, 2009	799	0	0	0	0	0	0	24

No. 41-C-6858-ACCOUNT of LOANS for ENGINEERING INDUSTRIES showing the amounts ADVANCED and REPAID during the year ended 31st March, 2009 and the BALANCES of such LOANS at the commencement and at the end of the year 2008-09-Contd.

Item No.	STATE GOVERNMENTS								Total
	Punjab	Rajasthan	Sikkim	Tamil Nadu	Tripura	Uttar Pradesh	Uttarakhand	West Bengal	
1	0								3801413
2									61000
3									18770
4	0	0	0	0	0	0	0	0	3643643
5	0								25580
6									0
7									0
8	0	0	0	0	0	0	0	0	25580
9	0								3442324
10									85000
11									2248000
12	0	0	0	0	0	0	0	0	1279324
13	0							2484999	2505455
14								108402	108402
15									0
16	0	0	0	0	0	0	0	2593401	2613857
17	318							320884	5294830
18								21951	177951
19									159965
20	318	0	0	0	0	0	0	342835	5312816
21	0								799
22									0
23									0
24	0	0	0	0	0	0	0	0	799

Loans and Advances

No. 41-C-6858-ACCOUNT of LOANS for ENGINEERING INDUSTRIES showing the amounts ADVANCED and REPAID during the year ended 31st March, 2009 and the BALANCES of such LOANS at the commencement and at the end of the year 2008-09-Contd.

(In thousands of rupees)

Item No.	STATE GOVERNMENTS								Total carried over
	Gujarat	Haryana	Himachal Pradesh	Jammu and Kashmir	Jharkhand	Karnataka	Kerala	Madhya Pradesh	
1	154595	--	--	--	--	--	--	--	154595
2	500000	--	--	--	--	--	--	--	500000
3	--	--	--	--	--	--	--	--	0
4	654595	0	0	0	0	0	0	0	654595
5	--	--	--	--	--	--	--	--	6178
6	--	--	--	--	--	--	--	--	0
7	--	--	--	--	--	--	--	--	0
8	0	0	0	0	0	0	0	0	6178
9	--	--	--	--	--	--	750294	--	44901957
10	--	--	--	--	--	--	99377	--	3609599
11	--	--	--	--	--	--	--	--	1004100
12	0	0	0	0	0	0	849671	0	47507456
13	--	--	--	--	--	--	--	--	290368
14	--	--	--	--	--	--	--	--	0
15	--	--	--	--	--	--	--	--	0
16	0	0	0	0	0	0	0	0	290368
17	--	--	--	--	--	997	--	--	997
18	--	--	--	--	--	--	--	--	0
19	--	--	--	--	--	--	--	--	0
20	0	0	0	0	0	997	0	0	997
21	155394	0	0	3384	0	2686744	1516706	0	57618295
22	500000	0	0	0	0	0	191877	0	4411599
23	0	0	0	0	0	0	18770	0	3430835
24	655394	0	0	3384	0	2686744	1689813	0	58599059
25	--	--	--	--	--	--	--	--	9755905

Loans and Advances

No. 41-C-6858-ACCOUNT of LOANS for ENGINEERING INDUSTRIES showing the amounts ADVANCED and REPAID during the year ended 31st March, 2009 and the BALANCES of such LOANS at the commencement and at the end of the year 2008-09-Contd.

	Total brought forward	STATE GOVERNMENTS						Item No.
		Maharashtra	Manipur	Meghalaya	Mizoram	Nagaland	Orissa	
(In thousands of rupees)								
04-Other Engineering Industries-								
190-Loans to Public Sector and other Undertakings-								
Balance 1st April, 2008	154595	--	--	--	--	--	--	1
Advanced during the year	500000	--	--	--	--	--	--	2
Repaid during the year	0	--	--	--	--	--	--	3
Balance 31st March, 2009	654595	0	0	0	0	0	0	4
800-Other Loans-								
Balance 1st April, 2008	6178	--	--	--	--	--	--	5
Advanced during the year	0	--	--	--	--	--	--	6
Repaid during the year	0	--	--	--	--	--	--	7
Balance 31st March, 2009	6178	0	0	0	0	0	0	8
60-Other Engineering Industries-								
190-Loans to Public Sector and other Undertakings-								
Balance 1st April, 2008	44901957	--	--	--	--	--	--	9
Advanced during the year	3609599	--	--	--	--	--	--	10
Repaid during the year	1004100	--	--	--	--	--	--	11
Balance 31st March, 2009	47507456	0	0	0	0	0	0	12
800-Other Loans-								
Balance 1st April, 2008	290368	--	--	--	--	--	--	13
Advanced during the year	0	--	--	--	--	--	--	14
Repaid during the year	0	--	--	--	--	--	--	15
Balance 31st March, 2009	290368	0	0	0	0	0	0	16
80-General-								
190-Loans to Public Sector and other Undertakings-								
Balance 1st April, 2008	997	--	--	--	--	--	--	17
Advanced during the year	0	--	--	--	--	--	--	18
Repaid during the year	0	--	--	--	--	--	--	19
Balance 31st March, 2009	997	0	0	0	0	0	0	20
Total: Loans for Engineering Industries-								
Balance 1st April, 2008	57618295	0	0	0	0	0	0	21
Advanced during the year	4411599	0	0	0	0	0	0	22
Repaid during the year	3430835	0	0	0	0	0	0	23
Balance 31st March, 2009	58599059	0	0	0	0	0	0	24
Interest received and credited to revenue	9755905	--	--	--	--	--	--	25

No. 41-C-6858-ACCOUNT of LOANS for ENGINEERING INDUSTRIES showing the amounts ADVANCED and REPAID during the year ended 31st March, 2009 and the BALANCES of such LOANS at the commencement and at the end of the year 2008-09-Concl'd.

(In thousands of rupees)

Item No.	STATE GOVERNMENTS								Total
	Punjab	Rajasthan	Sikkim	Tamil Nadu	Tripura	Uttar Pradesh	Uttarakhand	West Bengal	
1						158670			313265
2									500000
3									0
4	0	0	0	0	0	158670	0	0	813265
5								822035	828213
6								29393	29393
7								6132	6132
8	0	0	0	0	0	0	0	845296	851474
9				230734				808048	45940739
10								82297	3691896
11								4000	1008100
12	0	0	0	230734	0	0	0	886345	48624535
13									290368
14									0
15									0
16	0	0	0	0	0	0	0	0	290368
17									997
18									0
19									0
20	0	0	0	0	0	0	0	0	997
21	318	0	0	230734	0	158670	0	4435966	62443983
22	0	0	0	0	0	0	0	242043	4653642
23	0	0	0	0	0	0	0	10132	3440967
24	318	0	0	230734	0	158670	0	4667877	63656658
25								40	9755945

(A) Rs.106470 thousands are yet to be allocated between Uttar Pradesh and its successor state.

No. 42-B-4859-ACCOUNT of CAPITAL OUTLAY on TELECOMMUNICATION AND ELECTRONICS INDUSTRIES during and to the end of the year 2008-09

	(In thousands of rupees)	
	During the year	Expenditure To end of the year
UNION GOVERNMENT		
01-Telecommunications-		
190-Investments in Public Sector and Other Undertakings	--	2075800
800-Other Expenditure	--	763021
Total: 01	0	2838821
02-Electronics-		
004-Research and Development	--	1412671
190-Investments in Public Sector and Other Undertakings	(A) 20000	3476076
800-Other Expenditure	124357	4459449
Total: 02	144357	9348196
Total: Union Government	144357	12187017
STATE GOVERNMENTS		
ANDHRA PRADESH		
02-Electronics-		
190-Investments in Public Sector and Other Undertakings	--	129000
901-Deduct-Receipts and Recoveries on Capital Account	--	-215
Total: Government of Andhra Pradesh	0	128785
ASSAM		
02-Electronics-		
190-Investments in Public Sector and Other Undertakings	--	102231
800-Other Expenditure	3200	128300
Total: Government of Assam	3200	230531

(A) Includes expenditure of Rs.104500 thousands on Machinery and Equipment.

No. 42-B-4859-ACCOUNT of CAPITAL OUTLAY on TELECOMMUNICATION AND ELECTRONICS INDUSTRIES during and to the end of the year 2008-09-Contd.

(In thousands of rupees)

	Expenditure	
	During the year	To end of the year
BIHAR		
02-Electronics-		
190-Investments in Public Sector and Other Undertakings	--	41357
796-Tribal Area Sub-plan	--	15093
800-Other Expenditure	247150	306800
Total: Government of Bihar	247150	363250
GUJARAT		
02-Electronics-		
190-Investments in Public Sector and Other Undertakings	--	124500
Total: Government of Gujarat	0	124500
HARYANA		
02-Electronics-		
190-Investments in Public Sector and Other Undertakings	10000	98276
800-Other Expenditure	--	14544
Total: Government of Haryana	10000	112820
HIMACHAL PRADESH		
02-Electronics-		
190-Investments in Public Sector and Other Undertakings	--	29727
Total: Government of Himachal Pradesh	0	29727
KARNATAKA		
01-Telecommunication-		
190-Investments in Public Sector and Other Undertakings	--	3125
02-Electronics		
190-Investments in Public Sector and Other Undertakings	--	88874
800-Other Expenditure	--	120000
Total: Government of Karnataka	0	211999

Economic Services

No. 42-B-4859-ACCOUNT of CAPITAL OUTLAY on TELECOMMUNICATION AND ELECTRONICS INDUSTRIES during and to the end of the year 2008-09-Contd.

	(In thousands of rupees)	
	Expenditure	
	During the year	To end of the year
KERALA		
02-Electronics-		
190-Investments in Public Sector and Other Undertakings	100000	1530729
800-Other Expenditure	293795	2020824
Total: Government of Kerala	393795	3551553
MANIPUR		
02-Electronics		
190-Investments in Public Sector and Other Undertakings	--	30032
Total: Government of Manipur	0	30032
NAGALAND		
02-Electronics-		
800-Other Expenditure	4000	18438
Total: Government of Nagaland	4000	18438
ORISSA		
02-Electronics-		
190-Investments in Public Sector and Other Undertakings	--	236457
Total: Government of Orissa	0	236457
PUNJAB		
02-Electronics-		
004-Research & Development	--	31657
190-Investments in Public Sector and Other Undertakings	--	192268
Total: Government of Punjab	0	223925

No. 42-B-4859-ACCOUNT of CAPITAL OUTLAY on TELECOMMUNICATION AND ELECTRONICS INDUSTRIES during and to the end of the year 2008-09-Concl'd.

	(In thousands of rupees)	
	Expenditure	
	During the year	To end of the year
SIKKIM		
01-Telecommunications		
800-Other Expenditure	4000	4000
Total: Government of Sikkim	4000	4000
TAMIL NADU		
02-Electronics-		
190-Investments in Public Sector and Other Undertakings	--	260515
800-Other Expenditure	--	97
Total: Government of Tamil Nadu	0	260612
UTTAR PRADESH		
02-Electronics-		
190-Investments in Public Sector and Other Undertakings	--	1096880
800-Other Expenditure	-89660	169205
Total: Government of Uttar Pradesh	-89660	1266085
UTTARAKHAND		
02-Electronics-		
190-Investments in Public Sector and Other Undertakings	--	3428
800-Other Expenditure	215741	1768363
Total: Government of Uttarakhand	215741	1771791
WEST BENGAL		
02-Electronics-		
190-Investments in Public Sector and Other Undertakings	15000	1978309
Total: Government of West Bengal	15000	1978309
Total: Capital Outlay on Telecommunication and Electronics Industries	943583	22725831

(A) The amount for Rs. 859315 thousands is yet to be allocated between Uttar Pradesh and its successor state.

**No. 42-C-6859-ACCOUNT of LOANS for TELECOMMUNICATION AND ELECTRONICS INDUSTRIES showing the amounts
ADVANCED and REPAYED during the year ended 31st March, 2009 and the BALANCES of such
LOANS at the commencement and at the end of the year 2008-09-Contd.**

(In thousands of rupees)

Item No.	STATE GOVERNMENTS								Total carried over
	Gujarat	Haryana	Himachal Pradesh	Jammu and Kashmir	Jharkhand	Karnataka	Kerala	Madhya Pradesh	
1	--	--	--	--	--	42135	--	--	10720843
2	--	--	--	--	--	--	--	--	1250000
3	--	--	--	--	--	--	--	--	0
4	0	0	0	0	0	42135	0	0	11970843
									0
5	59000	--	--	--	--	78657	1240684	--	1787051
6	--	--	--	--	--	--	139500	--	159500
7	--	--	--	--	--	--	--	--	2500
8	59000	0	0	0	0	78657	1380184	0	1944051
9	--	--	--	--	--	--	--	--	18500
10	--	--	--	--	--	--	--	--	0
11	--	--	--	--	--	--	--	--	0
12	0	0	0	0	0	0	0	0	18500
13	--	--	--	--	--	--	--	--	130
14	--	--	--	--	--	--	--	--	0
15	--	--	--	--	--	--	--	--	0
16	0	0	0	0	0	0	0	0	130
17	59000	0	0	0	0	120792	1240684	0	12526524
18	0	0	0	0	0	0	139500	0	1409500
19	0	0	0	0	0	0	0	0	2500
20	59000	0	0	0	0	120792	1380184	0	13933524
21	--	--	--	--	--	--	--	--	0

Loans and Advances

**No. 42-C-6859-ACCOUNT of LOANS for TELECOMMUNICATION AND ELECTRONICS INDUSTRIES showing the amounts
ADVANCED and REPAYED during the year ended 31st March, 2009 and the BALANCES of such
LOANS at the commencement and at the end of the year 2008-09-Contd.**

	Total brought forward	(In thousands of rupees)						Item No.
		STATE GOVERNMENTS						
		Maharashtra	Manipur	Meghalaya	Mizoram	Nagaland	Orissa	
01-Telecommunications-								
190-Loans to Public Sector and Other Undertakings-								
Balance 1st April, 2008	10720843	--	--	--	--	--	--	1
Advanced during the year	1250000	--	--	--	--	--	--	2
Repaid during the year	0	--	--	--	--	--	--	3
Balance 31st March, 2009	11970843	0	0	0	0	0	0	4
02-Electronics-								
190-Loans to Public Sector and Other Undertakings-								
Balance 1st April, 2008	1787051	--	--	--	--	--	97489	5
Advanced during the year	159500	--	--	--	--	--	--	6
Repaid during the year	2500	--	--	--	--	--	--	7
Balance 31st March, 2009	1944051	0	0	0	0	0	97489	8
796-Tribal Area Sub-Plan-								
Balance 1st April, 2008	18500	--	--	--	--	--	--	9
Advanced during the year	0	--	--	--	--	--	--	10
Repaid during the year	0	--	--	--	--	--	--	11
Balance 31st March, 2009	18500	0	0	0	0	0	0	12
800-Other Loans-								
Balance 1st April, 2008	130	--	--	--	--	--	--	13
Advanced during the year	0	--	--	--	--	--	--	14
Repaid during the year	0	--	--	--	--	--	--	15
Balance 31st March, 2009	130	0	0	0	0	0	0	16
Total: Loans for Telecommunication and Electronics Industries-								
Balance 1st April, 2008	12526524	0	0	0	0	0	97489	17
Advanced during the year	1409500	0	0	0	0	0	0	18
Repaid during the year	2500	0	0	0	0	0	0	19
Balance 31st March, 2009	13933524	0	0	0	0	0	97489	20
Interest received and credited to revenue	0	--	--	--	--	--	--	21

**No. 42-C-6859-ACCOUNT of LOANS for TELECOMMUNICATION AND ELECTRONICS INDUSTRIES showing the amounts
ADVANCED and REPAYED during the year ended 31st March, 2009 and the BALANCES of such
LOANS at the commencement and at the end of the year 2008-09-Concid.**

(In thousands of rupees)

Item No.	STATE GOVERNMENTS								Total
	Punjab	Rajasthan	Sikkim	Tamil Nadu	Tripura	Uttar Pradesh	Uttarakhand	West Bengal	
1	17431	-	-	-	-	-	-	-	10738274
2	-	-	-	-	-	-	-	-	1250000
3	-	-	-	-	-	-	-	-	0
4	17431	0	0	0	0	0	0	0	11988274
5	-	-	-	-	-	340845	-	90000	2315385
6	-	-	-	-	-	-	-	25000	184500
7	-	-	-	-	-	-	-	-	2500
8	0	0	0	0	0	340845	0	115000	2497385
9	-	-	-	-	-	-	-	-	18500
10	-	-	-	-	-	-	-	-	0
11	-	-	-	-	-	-	-	-	0
12	0	0	0	0	0	0	0	0	18500
13	-	-	-	-	-	-	-	-	130
14	-	-	-	-	-	-	-	-	0
15	-	-	-	-	-	-	-	-	0
16	0	0	0	0	0	0	0	0	130
17	17431	0	0	0	0	340845	0	90000	13072289
18	0	0	0	0	0	0	0	25000	1434500
19	0	0	0	0	0	0	0	0	2500
20	17431	0	0	0	0	340845 (A)	0	115000	14504289
21	-	-	-	-	-	-	-	-	-

(A) An amount of Rs 340845 thousands is yet to be allocated between Uttar Pradesh and its successor state.

Loans and Advances

No. 43-B-4860-ACCOUNT of CAPITAL OUTLAY on CONSUMER INDUSTRIES during and to the end of the year 2008-09

(In thousands of Rupees)

	Expenditure	
	During the year	To end of the year
UNION GOVERNMENT		
01-Textiles-		
190-Investments in Public Sector and Other Undertakings	--	30152149
800-Other Expenditure	--	4714684
Total: 01	0	34866833
03-Leather-		
190-Investments in Public Sector and Other Undertakings	--	33850
800-Other Expenditure	--	179008
Total: 03	0	212858
04-Sugar-		
800-Other Expenditure	--	12
Total: 04	0	12
05-Paper and Newsprint-		
190-Investments in Public Sector and Other Undertakings	18500	3334935
800-Other Expenditure	--	4771478
Total: 05	18500	8106413
60-Others-		
101-Edible Oils	--	76887
102-Foods and Beverages	--	21407
190-Investments in Public sector and other Undertakings	--	185000
216-Photo Films	10000	1681746
217-Jute	--	210557
218-Salt	20200	207715
600-Others	--	743549
901-Deduct-Receipts and Recoveries on Capital Account	--	-775914
Total: 60	30200	2350947
Total: Union Government	48700	45537063
UNION TERRITORY GOVERNMENT		
PUDUCHERRY		
01-Textiles-		
190-Investments in Public Sector and Other Undertakings	320000	3154819
800-Other Expenditure	--	94500
901-Deduct-Receipts and Recoveries on Capital Account	-2	(A) -2
Total: 01	319998	3249317

(A) The minus figure of Rs. 2 thousands is wrongly exhibited as reduction in Capital Expenditure instead of taking it as revenue receipt.

COMBINED FINANCE AND REVENUE ACCOUNTS OF THE UNION AND STATE GOVERNMENTS IN INDIA FOR THE YEAR 2008-09

No. 43-B-4860-ACCOUNT of CAPITAL OUTLAY on CONSUMER INDUSTRIES during and to the end of the year 2008-09-Contd.

	(In thousands of Rupees)	
	Expenditure	
	During the year	To end of the year
UNION TERRITORY GOVERNMENT		
PUDUCHERRY		
04-Sugar-		
195-Investments in Co-operative Sugar Mills	60000	643065
Total: 04	60000	643065
60-Others-		
190-Investments in Public Sector and Other Undertakings	--	4500
191-Investments in Consumer Co-operatives	--	--
600-Others	--	1019
901-Deduct-Receipts and Recoveries on Capital Account	--	--
Total: 60	0	5519
Total: Government of Puducherry	379998	3897901
STATE GOVERNMENTS		
ANDHRA PRADESH		
01-Textiles-		
190-Investments in Public Sector and Other Undertakings	--	106223
195-Investments in Co-operatives	--	533646
800-Other Expenditure-	--	7807
Total: 01	0	647676
03-Leather-		
190-Investments in Andhra Pradesh Leather Industries Development Corporation	20300	222880
Total: 03	20300	222880
04-Sugar-		
190-Investments in Public Sector and other Undertakings	--	2221477
195-Investments In Co-operatives	--	382958
Total: 04	0	2604435
05-Paper and Newsprint-		
190-Investments in Public Sector and Other Undertakings	--	15685
Total-05	0	15685
60-Others-		
190-Investments in Public Sector and Other Undertakings	--	445
Total: 60	0	445
Total: Government of Andhra Pradesh	20300	3491121

No. 43-B-4860-ACCOUNT of CAPITAL OUTLAY on CONSUMER INDUSTRIES during and to the end of the year 2008-09-Contd.

	(In thousands of Rupees)	
	Expenditure	
	During the year	To end of the year
ASSAM		
01-Textiles-		
800-Other Expenditure	--	88661
901-Deduct- Receipts and Recoveries on Capital Account	--	-89770
Total: 01	0	-1109
03-Leather-		
190-Investments in Public Sector and Other Undertakings	--	127
Total: 03	0	127
04-Sugar-		
190-Investments in Public Sector and Other Undertakings	--	24279
Total: 04	0	24279
05-Paper and Newsprint-		
190-Investments in Public Sector and Other Undertakings	--	57506
800-Other Expenditure	--	114393
901-Deduct- Receipts and Recoveries on Capital Account	--	-119352
Total: 05	0	52547
60-Others-		
796- Tribale Area Sub-plan	--	215
Total: 60	0	215
Total: Government of Assam	0	76059
BIHAR		
01-Textiles-		
190-Investments in Public Sector and Other Undertakings	--	185767
796-Tribal Area Sub-plan	--	1600
Total: 01	0	187367
03-Leather-		
190-Investments in Public Sector and Other Undertakings	--	56400
796-Tribal Area Sub-plan	--	43900
Total: 03	0	100300
04-Sugar-		
190-Investments in Public Sector and other Undertakings	--	209423
800-Other Expenditure	--	6000
Total: 04	0	215423
05-Paper and Newsprint-		
190-Investments in Public Sector and other Undertakings	--	19272
Total: 05	0	19272

COMBINED FINANCE AND REVENUE ACCOUNTS OF THE UNION AND STATE GOVERNMENTS IN INDIA FOR THE YEAR 2008-09

No. 43-B-4860-ACCOUNT of CAPITAL OUTLAY on CONSUMER INDUSTRIES during and to the end of the year 2008-09-Contd.

	(In thousands of Rupees)	
	Expenditure	
	During the year	To end of the year
BIHAR		
60-Others -		
216-Photo Films	-	7300
217-Jute	-	15000
600-Others	-	1938
796-Tribal Area Sub-plan	-	2000
Total: 60	0	26238
Total: Government of Bihar	0	548600
CHHATTISGARH		
01-Textiles-		
004-Research and Development	-	-
190-Investments in Public Sector and other Undertakings	-	-
Total: 01	0	0
03-Leather-		
190-Investments in Public Sector and other Undertaking	-	-
Total: 03	0	0
04-Sugar-		
190-Investments in Public Sector and other Undertakings	-	-
Total: 04	0	0
05-Paper and NewsPrint-		
190-Investments in Public Sector and other Undertakings	-	-
Total: 05	0	0
60-Others-		
600-Others	-	-
796-Tribal Area Sub-Plan	-	-
Total: 60	0	0
Total: Government of Chhattisgarh	0	0
GUJARAT		
01-Textiles-		
190-Investments in Public Sector and Other Undertakings	-	1075455
195-Co-operative Spinning Mills	-	22079
Total: 01	0	1097534
04-Sugar-		
191-Co-operative Sugar Mills	-	428118
796-Tribal Area Sub-plan	-	492053
Total: 04	0	920171

Economic Services

No. 43-B-4860-ACCOUNT of CAPITAL OUTLAY on CONSUMER INDUSTRIES during and to the end of the year 2008-09-Contd.

	(In thousands of Rupees)	
	Expenditure	
	During the year	To end of the year
GUJARAT		
05-Paper and Newsprint-		
800-Other Expenditure	--	987
Total: 05	0	987
60-Others-		
600-Others	--	142
Total: 60	0	142
Total: Government of Gujarat	0	2018834
HARYANA		
01-Textiles-		
195-Co-operative Spinning Mills-	--	2500
Total: 01	0	2500
04-Sugar-		
190-Investments in Public Sector and Other Undertakings	--	374
195-Co-operative Sugar Mills-	500	438536
Total: 04	500	438910
05-Paper and Newsprint-		
190-Investments in Public Sector and Other Undertakings	--	376
Total: 05	0	376
60 - Others-		
205 - Distillaries	--	210
Total : 60	0	210
Total: Government of Haryana	500	441996
JAMMU AND KASHMIR		
01-Textiles-		
800-Other Expenditure	--	13940
Total: 01	0	13940
05-Paper and Newsprint-		
800-Other Expenditure	--	152
Total: 05	0	152
60-Others-		
600-Others	--	299285
Total: 60	0	299285
Total: Government of Jammu and Kashmir	0	313377
KARNATAKA		
01-Textiles-		
190-Investments in Public Sector and Other Undertakings	3375	586655
Total: 01	3375	586655

COMBINED FINANCE AND REVENUE ACCOUNTS OF THE UNION AND STATE GOVERNMENTS IN INDIA FOR THE YEAR 2008-09

No. 43-B-4860-ACCOUNT of CAPITAL OUTLAY on CONSUMER INDUSTRIES during and to the end of the year 2008-09-Contd.

	(In thousands of Rupees)	
	Expenditure	
	During the year	To end of the year
KARNATAKA		
03-Leather-		
190-Investments in Public Sector and Other Undertakings	--	3204
Total: 03	0	3204
04-Sugar-		
190-Investments in Public Sector and Other Undertakings	--	790246
800- Other Expenditure	15864	27551
Total: 04	15864	817797
05-Paper and Newsprint-		
190-Investments in Public Sector and Other Undertakings	--	761414
Total: 05	0	761414
60-Others-		
101-Edible Oils	--	210
102-Food and Beverages	--	395
212-Soap	--	216300
219-Ceramics	--	2571
220-Tobacco	--	6212
600-Others	--	6770
Total: 60	0	227316
Total: Government of Karnataka	19239	2396386
KERALA		
01-Textiles-		
190-Investments in Public Sector and Other Undertakings	78829	467095
195 - Investments in Co-operative Spinning Mills	--	548563
800 - Other Expenditure	150000	151935
Total: 01	228829	1167593
04-Sugar-		
190-Investments in Public Sector and Other Undertakings	--	10030
195 - Investment in Co-operative Sugar Mills	--	6166
Total: 04	0	16196

No. 43-B-4860-ACCOUNT of CAPITAL OUTLAY on CONSUMER INDUSTRIES during and to the end of the year 2008-09-Contd.

	(In thousands of Rupees)	
	Expenditure	
	During the year	To end of the year
KERALA		
05-Paper and Newsprint-		
190-Investments in Public Sector and Other Undertakings	--	1327
Total: 05	0	1327
60-Others-		
101-Edible Oils	--	(A) -1690
190-Investments in Public Sector and Other Undertakings	--	(B) 2152235
212-Soap	--	(A) -204
800-Other Expenditure	--	2666
Total: 60	0	2153007
Total: Government of Kerala	228829	3338123
MADHYA PRADESH		
01-Textiles-		
004-Research and Development	--	5000
190-Investments in Public Sector and Other Undertakings	--	53453
Total: 01	0	58453
03-Leather-		
190-Investments in Public Sector and Other Undertakings	--	10331
Total: 03	0	10331
04-Sugar-		
190- Investments in Public Sector and other Undertakings	--	15918
Total: 04	0	15918
05-Paper and Newsprint-		
190-Investments in Public Sector and Other Undertakings	--	16973
Total: 05	0	16973
60-Others-		
600-Others	--	1200
796-Tribal Area Sub-plan	--	16676
Total: 60	0	17876
Total : Government of Madhya Pradesh	-0	119551

(A) Progressive minus expenditure is due to receipts and recoveries on capital account being more than the expenditure.

(B) Increased proforma by Rs.5000 thousands due to rectification of misclassification during previous years.

(C) Rs. 119551 thousands retained in Madhya Pradesh pending allocation between Madhya Pradesh and its successor state.

COMBINED FINANCE AND REVENUE ACCOUNTS OF THE UNION AND STATE GOVERNMENTS IN INDIA FOR THE YEAR 2008-09

No. 43-B-4860-ACCOUNT of CAPITAL OUTLAY on CONSUMER INDUSTRIES during and to the end of the year 2008-09-Contd.

	(In thousands of Rupees)	
	Expenditure	
	During the year	To end of the year
MAHARASHTRA		
01-Textiles-		
190-Investments in Public Sector and Other Undertakings	-29	3553409
797-Transfer to/from Reserve Funds and Deposit Accounts	--	-8538
800-Other Expenditure	--	72078
Total: 01	-29	3616949
60-Others-		
206-Distilleries	--	--
600-Others	--	--
797-Transfer to/from Reserve Funds and Deposit Accounts	--	-1063
800-Other Expenditure	--	2603
Total: 60	0	1540
Total: Government of Maharashtra	-29	3618489
MANIPUR		
01-Textiles-		
101-Industrial Estate	--	30471
190-Investments in Public Sector and Other Undertakings	--	314550
Total: 01	0	345021
04-Sugar-		
004-Research and Development	--	3044
190 - Investments in Public Sector and Other Undertakings	--	--
800-Other Expenditure	--	13767
Total: 04	0	16811
60-Others-		
600-Others	28000	125261
Total: 60	28000	125261
Total: Government of Manipur	28000	487093
MEGHALAYA		
60-Others-		
190-Investments in Public Sector and Other Undertakings	--	37978
Total: Government of Meghalaya	0	37978

No. 43-B-4860-ACCOUNT of CAPITAL OUTLAY on CONSUMER INDUSTRIES during and to the end of the year 2008-09-Contd.

	(In thousands of Rupees)	
	Expenditure	
	During the year	To end of the year
NAGALAND		
01-Textiles-		
190-Investments in Public Sector and Other Undertakings	--	23184
800-Other Expenditure	45000	167616
Total: -01	45000	190800
04-Sugar-		
190-Investments in Public Sector and Other Undertakings	--	66512
800-Other Expenditure	--	41143
Total: 04	0	107655
05-Paper and Newsprint-		
190-Investments in Public Sector and Other Undertakings	--	63293
800-Other Expenditure	--	28075
Total: 05	0	91368
60-Others-		
102-Food and Beverages	--	156658
600-Others	236415	1490842
800-Other Expenditure	72050	221558
Total: 60	308465	1869058
Total: Government of Nagaland	353465	2258881
ORISSA		
01-Textiles-		
190-Investments in Public Sector and Other Undertakings	616	154768
195-Investments in Co-operatives	--	122515
789-Special Component Plan for Scheduled Castes	162	567
796 - Tribal Area Sub-Plan	222	777
800-Other Expenditure	--	300000
Total: 01	1000	578627
03-Leather-		
190-Investments in Public Sector and Other Undertakings	--	27150
Total: 03	0	27150
04-Sugar-		
190-Investments in Public Sector and Other Undertakings-	--	147563
800-Other Expenditure	--	21700
Total: 04	0	169263
05-Paper and News Prints-		
800-Other Expenditure	--	60000
Total:05	0	60000

COMBINED FINANCE AND REVENUE ACCOUNTS OF THE UNION AND STATE GOVERNMENTS IN INDIA FOR THE YEAR 2008-09

No. 43-B-4860-ACCOUNT of CAPITAL OUTLAY on CONSUMER INDUSTRIES during and to the end of the year 2008-09-Contd.

	(In thousands of Rupees)	
	Expenditure	
	During the year	To end of the year
ORISSA		
60-Others-		
101-Edible Oils and Vanaspati	--	675
195-Investments in Co-operatives	--	560
218-Salt	--	330
600 - Others	--	3866
796 - Tribal Area Sub-Plan	--	2885
800-Other Expenditure	--	--
Total: 60	0	8316
Total: Government of Orissa	1000	843356
PUNJAB		
01-Textiles-		
190-Investments in Public Sector and Other Undertakings	--	128490
195-Co-operative Spinning Mills	--	426590
Total: 01	0	555080
04-Sugar-		
190-Investments in Public Sector and Other Undertakings	--	1097
195-Co-operative Sugar Mills	--	827276
Total: 04	0	828373
05-Paper and Newsprint-		
190-Investments in Public Sector and Other Undertakings	--	548
Total: 05	0	548
60-Others-		
600-Others	--	47
Total: 60	0	47
Total: Government of Punjab	0	1384048
RAJASTHAN		
01-Textiles-		
190-Investments in Public Sector and Other Undertakings	--	327687
Total: 01	0	327687
03-Leather-		
190-Investments in Public Sector and Other Undertakings	--	--
Total: 03	0	0

Economic Services

No. 43-B-4860-ACCOUNT of CAPITAL OUTLAY on CONSUMER INDUSTRIES during and to the end of the year 2008-09-Contd.

	(In thousands of Rupees)	
	Expenditure	
	During the year	To end of the year
RAJASTHAN		
04-Sugar-		
190-Investments in Public Sector and other Undertakings	—	101049
Total: 04	0	101049
60-Others-		
214-Toilet Preparation	—	760
218-Salt	73	12308
600-Others	—	11662
901-Deduct-Receipts and Recoveries on Capital Account	—	—
Total: 60	73	24730
Total: Government of Rajasthan	73	453466
SIKKIM		
60-Others-		
102-Foods and Beverages	—	18234
190-Investments in Public Sector and other Undertakings	—	273399
600-Others-	21740	152483
Total: Government of Sikkim	21740	444116
TAMIL NADU		
01-Textiles-		
190-Investments in Public Sector and other Undertakings	—	47442
195-Investments in Co-operative Spinning Mills	—	619658
800-Other Expenditure	—	193770
Total: 01	0	860870
03-Leather-		
190-Investments in Public Sector and other Undertakings	—	55800
Total: 02	0	55800
04-Sugar-		
190-Investments in Public Sector and other Undertakings	13571	672368
800-Other Expenditure	—	134416
901-Deduct- Receipts and Recoveries on Capital Account	—	-70026
Total: 04	13571	736758
05-Paper and Newsprint-		
190-Investments in Public Sector and other Undertakings	—	244449
800-Other Expenditure	—	131760
Total: 05	0	376209

COMBINED FINANCE AND REVENUE ACCOUNTS OF THE UNION AND STATE GOVERNMENTS IN INDIA FOR THE YEAR 2008-09

No. 43-B-4860-ACCOUNT of CAPITAL OUTLAY on CONSUMER INDUSTRIES during and to the end of the year 2008-09-Contd.:

	(In thousands of Rupees)	
	Expenditure	
	During the year	To end of the year
TAMIL NADU		
60-Others-		
101-Edible Oils	—	1825
102-Foods and Beverages	—	800
190-Investments in Public Sector and other Undertakings	—	18611
206-Distilleries	—	8500
212-Soap	—	18
218-Salt	—	31701
600-Others	—	21295
Total: 60	0	82750
Total: Government of Tamil Nadu	13571	2112387
TRIPURA		
05-Paper and Newsprint-		
190-Investments in Public Sector and other Undertakings	—	1315
60- Others		
600-Others	116950	1466366
Total: Government of Tripura	116950	1467681
UTTAR PRADESH		
01-Textiles-		
190-Investments in Public Sector and other Undertakings	—	1672781
191-Consumer Co-operatives	—	592338
800-Other Expenditure	—	430
Total: 01	0	2265549
03-Leather-		
800-Other Expenditure	—	15
Total: 03	0	15
04-Sugar-		
190-Investments in Public Sector and other Undertakings	—	9429353
195-Consumer Co-operatives	—	1013506
800-Other Expenditure	—	63176
Total: 04	0	10506035

No. 43-B-4860-ACCOUNT of CAPITAL OUTLAY on CONSUMER INDUSTRIES during and to the end of the year 2008-09-Concid.

	(In thousands of Rupees)	
	Expenditure	
	During the year	To end of the year
UTTAR PRADESH		
60-Others-		
195-Consumer Co-operatives		184928
206-Distilleries		245
600-Others		-61487
901-Deduct-Receipts and Recoveries on Capital Account		-242529
Total: 60	0	-118843
Government of Uttar Pradesh	0	12652756
WEST BENGAL		
01-Textiles-		
190-Investments in Public Sector and Other Undertakings		200334
Total: 01	0	200334
02-Drugs and Pharmaceuticals-		
190-Investments in Public Sector and Other Undertakings		62923
Total : 02	0	62923
03-Leather-		
800-Other Expenditure	119877	308358
Total : 03	119877	308358
04-Sugar-		
190-Investments in Public Sector and Other Undertakings		157054
Total: 04	0	157054
60-Others-		
102-Foods and Beverages	48701	129917
190-Investments in Public Sector and Other Undertakings		528607
206-Distilleries		9162
218-Salt		512
600-Other Expenditure		827219
901-Deduct-Receipts and Recoveries on Capital Account		
Total: 60	48701	1495417
Total: Government of West Bengal	168578	2224086
Total: Capital Outlay on Consumer Industries	1400914	90163348

(A) The amount of Rs. 11175676 thousands is yet to be allocated between Uttar Pradesh and its successor state.



No. 43-C-6860-ACCOUNT of LOANS for CONSUMER INDUSTRIES showing the amounts ADVANCED and REPAYED during the year ended 31st March, 2009 and the BALANCES of such LOANS at the commencement and at the end of the year 2008-09

	Union Government	U.T. Govt. Puduchery	STATE GOVERNMENTS							Item No.
			Andhra Pradesh	Arunachal Pradesh	Assam	Bihar	Chhattisgarh	NCT Delhi	Goa	
(In thousands of rupees)										
01-Textiles-										
101-Loans to Co-operative Spinning Mills-										
Balance 1st April, 2008	429008	-	629340	-	-	-	-	-	-	1
Advanced during the year	-	-	60522	-	-	-	-	-	-	2
Repaid during the year	-	-	81690	-	-	-	-	-	-	3
Balance 31st March, 2009	429008	0	608172	0	0	0	0	0	0	4
190-Loans to Public Sector and Other Undertakings-										
Balance 1st April, 2008	40296546	30885	47736	-	94468	12977	665	-	-	5
Advanced during the year	1700000	-	-	-	-	266	-	-	-	6
Repaid during the year	-	-	-	-	-	-	-	-	-	7
Balance 31st March, 2009	41996546	30885	47736	0	94468	13243	665	0	0	8
195-Loans to Co-operation-										
Balance 1st April, 2008	-	-	18139	-	-	-	-	-	-	9
Advanced during the year	-	-	-	-	-	-	-	-	-	10
Repaid during the year	-	-	-	-	-	-	-	-	-	11
Balance 31st March, 2009	0	0	18139	0	0	0	0	0	0	12
789-Special Component Plan for Scheduled Castes -Assistance to Small Handloom Unit-										
Balance 1st April, 2008	-	-	-	-	-	-	-	-	-	13
Advanced during the year	-	-	-	-	-	-	-	-	-	14
Repaid during the year	-	-	-	-	-	-	-	-	-	15
Balance 31st March, 2009	0	0	0	0	0	0	0	0	0	16
796- Tribal Area Sub-Plan-										
Balance 1st April, 2008	-	-	-	-	-	-	1500	1068	-	17
Advanced during the year	-	-	-	-	-	-	-	-	-	18
Repaid during the year	-	-	-	-	-	-	-	-	-	19
Balance 31st March, 2009	0	0	0	0	0	1500	1068	0	0	20
800-Other Loans-										
Balance 1st April, 2008	-22	-	-	-	681346	55109	-	3664	-	21
Advanced during the year	-	-	-	-	66921	-	-	-	-	22
Repaid during the year	(A) -22	-	-	-	-	-	-	-	-	23
Balance 31st March, 2009	0	0	0	0	748267	55109	0	3664	0	24

(A) Minus transaction is due to write off balances.

No. 43-C-6860-ACCOUNT of LOANS for CONSUMER INDUSTRIES showing the amounts ADVANCED and REPAYED during the year ended 31st March, 2009 and the BALANCES of such LOANS at the commencement and at the end of the year 2008-09-Contd.

Item No.	STATE GOVERNMENTS								Total carried over
	Gujarat	Haryana	Himachal Pradesh	Jammu and Kashmir	Jharkhand	Karnataka	Kerala	Madhya Pradesh	
1	616	-	-	-	-	41786	364868	-	1465618
2	-	-	-	-	-	29250	-	-	89772
3	-	-	-	-	-	-	-	-	81690
4	616	0	0	0	0	71036	364868	0	1473700
5	3526785	-	-	-	-	180880	309878	945685	45446505
6	-	-	-	-	-	-	14300	-	1714566
7	-	-	-	-	-	-	-	-	0
8	3526785	0	0	0	0	180880	324178	945685	47161071
9	-	-	-	-	-	-	-	-	18139
10	-	-	-	-	-	-	-	-	0
11	-	-	-	-	-	-	-	-	0
12	0	0	0	0	0	0	0	0	18139
13	-	-	-	-	-	-	-	120	120
14	-	-	-	-	-	-	-	-	0
15	-	-	-	-	-	-	-	-	0
16	0	0	0	0	0	0	0	120	120
17	-	-	-	-	-	-	-	2970	5538
18	-	-	-	-	-	-	-	-	0
19	-	-	-	-	-	-	-	-	0
20	0	0	0	0	0	0	0	2970	5538
21	10382	561	-	-	-	398653	-	-	1149693
22	-	-	-	-	-	-	-	-	66921
23	-	-	-	-	-	-	-	-	-22
24	10382	561	0	0	0	398653	0	0	1216636

Loans and Advances

No. 43-C-6860-ACCOUNT of LOANS for CONSUMER INDUSTRIES showing the amounts ADVANCED and REPAYED during the year ended 31st March, 2009 and the BALANCES of such LOANS at the commencement and at the end of the year 2008-09-Contd.

	Total brought forward	(In thousands of rupees)						Item No.
		STATE GOVERNMENTS						
		Maharashtra	Manipur	Meghalaya	Mizoram	Nagaland	Orissa	
01-Textiles-								
101-Loans to Co-operative Spinning Mills-								
Balance 1st April, 2008	1465618	--	--	--	--	--	31066	1
Advanced during the year	89772	--	--	--	--	--	141209	2
Repaid during the year	81690	--	--	--	--	--	--	3
Balance 31st March, 2009	1473700	0	0	0	0	0	172275	4
190-Loans to Public Sector and Other Undertakings-								
Balance 1st April, 2008	45446505	3763856	--	--	--	--	372519	5
Advanced during the year	1714566	--	--	--	--	--	47014	6
Repaid during the year	0	490000	--	--	--	--	--	7
Balance 31st March, 2009	47161071	3273856	0	0	0	0	419533	8
195-Loans to Co-operation-								
Balance 1st April, 2008	18139	--	--	--	--	--	130779	9
Advanced during the year	0	--	--	--	--	--	--	10
Repaid during the year	0	--	--	--	--	--	--	11
Balance 31st March, 2009	18139	0	0	0	0	0	130779	12
789-Special Component Plan for Scheduled Castes -Assistance to Small Handloom Unit-								
Balance 1st April, 2008	120	--	--	--	--	--	--	13
Advanced during the year	0	--	--	--	--	--	--	14
Repaid during the year	0	--	--	--	--	--	--	15
Balance 31st March, 2009	120	0	0	0	0	0	0	16
796- Tribal Area Sub-Plan-								
Balance 1st April, 2008	5538	--	--	--	--	--	--	17
Advanced during the year	0	--	--	--	--	--	--	18
Repaid during the year	0	--	--	--	--	--	--	19
Balance 31st March, 2009	5538	0	0	0	0	0	0	20
800-Other Loans-								
Balance 1st April, 2008	1149693	136245	--	--	--	--	--	21
Advanced during the year	66921	--	--	--	--	--	--	22
Repaid during the year	-22	--	--	--	--	--	--	23
Balance 31st March, 2009	1216636	136245	0	0	0	0	0	24

No: 43-C-6860-ACCOUNT of LOANS for CONSUMER INDUSTRIES showing the amounts ADVANCED and REPAID during the year ended 31st March, 2009 and the BALANCES of such LOANS at the commencement and at the end of the year 2008-09-Contd.

Item No.	STATE GOVERNMENTS								Total
	Punjab	Rajasthan	Sikkim	Tamil Nadu	Tripura	Uttarakhand	Uttar Pradesh	West. Bengal	
1	-	-	-	610475	-	-	1319940	170716	3597815
2	-	-	-	71495	-	-	-	10000	312476
3	-	-	-	75	-	-	-	-	81765
4	0	0	0	681895	0	0	1319940	180716	3828526
5	15325	-	-	3482	-	-	1588047	3523927	54713661
6	-	-	-	-	-	-	151000	173847	2086427
7	-	-	-	-	-	-	-	1000	491000
8	15325	0	0	3482	0	0	1739047	3696774	56309088
9	-	-	-	-	-	-	-	-	148918
10	-	-	-	-	-	-	-	-	0
11	-	-	-	-	-	-	-	-	0
12	0	0	0	0	0	0	0	0	148918
13	-	-	-	-	-	-	-	-	120
14	-	-	-	-	-	-	-	-	0
15	-	-	-	-	-	-	-	-	0
16	0	0	0	0	0	0	0	0	120
17	-	-	-	-	-	-	-	-	5538
18	-	-	-	-	-	-	-	-	0
19	-	-	-	-	-	-	-	-	0
20	0	0	0	0	0	0	0	0	5538
21	-	54043	-	5609	-	-	-	-	1345590
22	-	-	-	0	-	-	-	-	66921
23	-	(A) -2052	-	3	-	-	-	-	-2071
24	0	56095	0	5606	0	0	0	0	1414582

(A) Minus figure is due to rectification of misclassification of earlier years.

Loans and Advances

No. 43-C-6860-ACCOUNT of LOANS for CONSUMER INDUSTRIES showing the amounts ADVANCED and REPAYED during the year ended 31st March, 2009 and the BALANCES of such LOANS at the commencement and at the end of the year 2008-09-Contd.

	Union Government	U.T. Govt. Puducherry	STATE GOVERNMENTS							Item No.
			Andhra Pradesh	Arunachal Pradesh	Assam	Bihar	Chhattisgarh	NCT Delhi	Goa	
(In thousands of rupees)										
03-Leather-										
190-Loans to Public Sector and Other Undertakings-										
Balance 1st April, 2008	1686027	--	68777	--	--	121249	--	--	--	1
Advanced during the year	--	--	--	--	--	--	--	--	--	2
Repaid during the year	--	--	--	--	--	--	--	--	--	3
Balance 31st March, 2009	1686027	0	68777	0	0	121249	0	0	0	4
195-Loans to Leather Co-operatives-										
Balance 1st April, 2008	--	--	18	--	--	--	--	--	--	5
Advanced during the year	--	--	--	--	--	--	--	--	--	6
Repaid during the year	--	--	--	--	--	--	--	--	--	7
Balance 31st March, 2009	0	0	18	0	0	0	0	0	0	8
796-Tribal Area Sub-Plan-										
Balance 1st April, 2008	--	--	--	--	--	11422	--	--	--	9
Advanced during the year	--	--	--	--	--	--	--	--	--	10
Repaid during the year	--	--	--	--	--	--	--	--	--	11
Balance 31st March, 2009	0	0	0	0	0	11422	0	0	0	12
800-Other Loans-										
Balance 1st April, 2008	--	--	1957	--	--	--	233	--	--	13
Advanced during the year	--	--	--	--	--	--	--	--	--	14
Repaid during the year	--	--	--	--	--	--	--	--	--	15
Balance 31st March, 2009	0	0	1957	0	0	0	233	0	0	16
04-Sugar-										
101-Loans to Co-operative Sugar Mills-										
Balance 1st April, 2008	521660	--	1156002	--	3000	1000	--	--	--	17
Advanced during the year	--	--	--	--	--	--	--	--	--	18
Repaid during the year	--	--	(A) -2000	--	--	--	--	--	--	19
Balance 31st March, 2009	521660	0	1158002	0	3000	1000	0	0	0	20
190-Loans to Public Sector and Other Undertakings-										
Balance 1st April, 2008	24307558	--	35154	--	33100	3088583	3780	--	--	21
Advanced during the year	5068350	--	--	--	--	293484	--	--	--	22
Repaid during the year	10946	--	--	--	--	--	--	--	--	23
Balance 31st March, 2009	29364962	0	35154	0	33100	3382067	3780	0	0	24

(A) Minus credit is due to rectification of misclassification of earlier years.

No. 43-C-6860-ACCOUNT of LOANS for CONSUMER INDUSTRIES showing the amounts ADVANCED and REPAID during the year ended 31st March, 2009 and the BALANCES of such LOANS at the commencement and at the end of the year 2008-09-Contd.

(In thousands of rupees)

Item No.	STATE GOVERNMENTS								Total carried over
	Gujarat	Haryana	Himachal Pradesh	Jammu and Kashmir	Jharkhand	Karnataka	Kerala	Madhya Pradesh	
1	--	--	--	--	--	558	--	--	1876611
2	--	--	--	--	--	--	--	--	0
3	--	--	--	--	--	--	--	--	0
4	0	0	0	0	0	558	0	0	1876611
5	--	4509	--	--	--	--	--	--	4527
6	--	--	--	--	--	--	--	--	0
7	--	--	--	--	--	--	--	--	0
8	0	4509	0	0	0	0	0	0	4527
9	--	--	--	--	--	--	--	--	11422
10	--	--	--	--	--	--	--	--	0
11	--	--	--	--	--	--	--	--	0
12	0	0	0	0	0	0	0	0	11422
13	--	--	--	--	--	--	--	642	2832
14	--	--	--	--	--	--	--	--	0
15	--	--	--	--	--	--	--	--	0
16	0	0	0	0	0	0	0	642	2832
17	33460	4904009	--	--	--	3250207	40626	19335	9929299
18	--	1280000	--	--	--	--	100171	--	1380171
19	--	--	--	--	--	--	--	--	-2000
20	33460	6184009	0	0	0	3250207	140797	19335	11311470
21	--	--	--	--	--	1872423	26182	141862	29508642
22	--	--	--	--	--	160638	--	--	5522472
23	--	--	--	--	--	--	--	--	10946
24	0	0	0	0	0	2033061	26182	141862	35020168

Loans and Advances

No. 43-C-6860-ACCOUNT of LOANS for CONSUMER INDUSTRIES showing the amounts ADVANCED and REPAID during the year ended 31st March, 2009 and the BALANCES of such LOANS at the commencement and at the end of the year 2008-09-Contd.

	Total brought forward	STATE GOVERNMENTS						Item No.
		Maharashtra	Manipur	Meghalaya	Mizoram	Nagaland	Orissa	
(In thousands of rupees)								
03-Leather-								
190-Loans to Public Sector and Other Undertakings-								
Balance 1st April, 2008	1876611	--	--	--	--	--	--	1
Advanced during the year	0	--	--	--	--	--	--	2
Repaid during the year	0	--	--	--	--	--	--	3
Balance 31st March, 2009	1876611	0	0	0	0	0	0	4
195-Loans to Leather Co-operatives-								
Balance 1st April, 2008	4527	--	--	--	--	--	--	5
Advanced during the year	0	--	--	--	--	--	--	6
Repaid during the year	0	--	--	--	--	--	--	7
Balance 31st March, 2009	4527	0	0	0	0	0	0	8
796-Tribal Area Sub-Plan-								
Balance 1st April, 2008	11422	--	--	--	--	--	--	9
Advanced during the year	0	--	--	--	--	--	--	10
Repaid during the year	0	--	--	--	--	--	--	11
Balance 31st March, 2009	11422	0	0	0	0	0	0	12
800-Other Loans-								
Balance 1st April, 2008	2832	--	--	--	--	--	--	13
Advanced during the year	0	--	--	--	--	--	--	14
Repaid during the year	0	--	--	--	--	--	--	15
Balance 31st March, 2009	2832	0	0	0	0	0	0	16
04-Sugar-								
101-Loans to Co-operative Sugar Mills-								
Balance 1st April, 2008	9929299	--	--	--	--	--	180807	17
Advanced during the year	1380171	--	--	--	--	--	33680	18
Repaid during the year	-2000	--	--	--	--	--	--	19
Balance 31st March, 2009	11311470	0	0	0	0	0	214487	20
190-Loans to Public Sector and Other Undertakings-								
Balance 1st April, 2008	29508642	--	--	--	--	4800	--	21
Advanced during the year	5522472	--	--	--	--	--	--	22
Repaid during the year	10946	--	--	--	--	--	--	23
Balance 31st March, 2009	35020168	0	0	0	0	4800	0	24

No. 43-C-6860-ACCOUNT of LOANS for CONSUMER INDUSTRIES showing the amounts ADVANCED and REPAID during the year ended 31st March, 2009 and the BALANCES of such LOANS at the commencement and at the end of the year 2008-09-Contd.

(In thousands of rupees)

Item No.	STATE GOVERNMENTS								Total
	Punjab	Rajasthan	Sikkim	Tamil Nadu	Tripura	Uttarakhand	Uttar Pradesh	West Bengal	
1		245		34202				30190	1941248
2									0
3		245							245
4	0	0	0	34202	0	0	0	30190	1941003
5									4527
6									0
7									0
8	0	0	0	0	0	0	0	0	4527
9									11422
10									0
11									0
12	0	0	0	0	0	0	0	0	11422
13									2832
14									0
15									0
16	0	0	0	0	0	0	0	0	2832
17	2704			3554331			1187000		14854141
18							1411112		2824963
19				1373					-627
20	2704	0	0	3552958	0	0	2598112	0	17679731
21		3259		1528901			14413938	461178	45920718
22							150000	1425	5673897
23		2200					1777850		1790996
24	0	1059	0	1528901	0	0	12786088	462603	49803619

Loans and Advances

No. 43-C-6860-ACCOUNT of LOANS for CONSUMER INDUSTRIES showing the amounts ADVANCED and REPAYED during the year ended 31st March, 2009 and the BALANCES of such LOANS at the commencement and at the end of the year 2008-09-Contd.

	Union Government	U.T. Govt. Puducherry	STATE GOVERNMENTS							Item No.
			Andhra Pradesh	Arunachal Pradesh	Assam	Bihar	Chhattisgarh	NCT Delhi	Goa	
796-Tribal Area Sub-Plan-										
Balance 1st April, 2008	-	-	-	-	-	-	-	-	-	1
Advanced during the year	-	-	-	-	-	-	-	-	-	2
Repaid during the year	-	-	-	-	-	-	-	-	-	3
Balance 31st March, 2009	0	0	0	0	0	0	0	0	0	4
797-Transfer to/from Reserve Fund and Deposit Accounts-										
Balance 1st April, 2008	-2839701	-	-	-	-	-	-	-	-	5
Advanced during the year	-	-	-	-	-	-	-	-	-	6
Repaid during the year	-	-	-	-	-	-	-	-	-	7
Balance 31st March, 2009	-2839701	0	0	0	0	0	0	0	0	8
800-Other Loans-										
Balance 1st April, 2008	648295	-	78300	-	85877	-	-	-	-	9
Advanced during the year	-	-	-	-	-	-	-	-	-	10
Repaid during the year	-	-	-	-	-	-	-	-	-	11
Balance 31st March, 2009	648295	0	78300	0	85877	0	0	0	0	12
902-Deduct Amount met from Sugar Development fund-										
Balance 1st April, 2008	-20998441	-	-	-	-	-	-	-	-	13
Advanced during the year	-5059800	-	-	-	-	-	-	-	-	14
Repaid during the year	-	-	-	-	-	-	-	-	-	15
Balance 31st March, 2009	-26058041	0	0	0	0	0	0	0	0	16
05-Paper and Newsprint-										
190-Loans to Public Sector and Other Undertakings-										
Balance 1st April, 2008	2910902	-	-	-	-	-	-	-	-	17
Advanced during the year	141100	-	-	-	-	-	-	-	-	18
Repaid during the year	309700	-	-	-	-	-	-	-	-	19
Balance 31st March, 2009	2742302	0	0	0	0	0	0	0	0	20
800-Other Loans-										
Balance 1st April, 2008	-	-	-	-	31400	-	-	-	-	21
Advanced during the year	-	-	-	-	-	-	-	-	-	22
Repaid during the year	-	-	-	-	-	-	-	-	-	23
Balance 31st March, 2009	0	0	0	0	31400	0	0	0	0	24

No. 43-C-6860-ACCOUNT of LOANS for CONSUMER INDUSTRIES showing the amounts ADVANCED and REPAYED during the year ended 31st March, 2009 and the BALANCES of such LOANS at the commencement and at the end of the year 2008-09-Contd.

(In thousands of rupees)

Item No.	STATE GOVERNMENTS								Total carried over
	Gujarat	Haryana	Himachal Pradesh	Jammu and Kashmir	Jharkhand	Karnataka	Kerala	Madhya Pradesh	
1	16321	--	--	--	--	--	--	--	16321
2	--	--	--	--	--	--	--	--	0
3	--	--	--	--	--	--	--	--	0
4	16321	0	0	0	0	0	0	0	16321
5	--	--	--	--	--	--	--	--	-2839701
6	--	--	--	--	--	--	--	--	0
7	--	--	--	--	--	--	--	--	0
8	0	0	0	0	0	0	0	0	-2839701
9	--	374	--	--	--	--	--	--	812846
10	--	--	--	--	--	--	--	--	0
11	--	--	--	--	--	--	--	--	0
12	0	374	0	0	0	0	0	0	812846
13	--	--	--	--	--	--	--	--	-20998441
14	--	--	--	--	--	--	--	--	-5059600
15	--	--	--	--	--	--	--	--	0
16	0	0	0	0	0	0	0	0	-26058041
17	--	--	--	--	--	1028990	--	--	3939892
18	--	--	--	--	--	--	--	--	141100
19	--	--	--	--	--	--	--	--	309700
20	0	0	0	0	0	1028990	0	0	3771292
21	--	--	--	--	--	--	--	--	31400
22	--	--	--	--	--	--	--	--	0
23	--	--	--	--	--	--	--	--	0
24	0	0	0	0	0	0	0	0	31400

Loans and Advances

No. 43-C-6860-ACCOUNT of LOANS for CONSUMER INDUSTRIES showing the amounts ADVANCED and REPAYED during the year ended 31st March, 2009 and the BALANCES of such LOANS at the commencement and at the end of the year 2008-09-Contd.

	Total brought forward	(In thousands of rupees)						Item No.
		STATE GOVERNMENTS						
		Maharashtra	Manipur	Meghalaya	Mizoram	Nagaland	Orissa	
796-Tribal Area Sub-Plan-								
Balance 1st April, 2008	16321	—	—	—	—	—	—	1
Advanced during the year	0	—	—	—	—	—	—	2
Repaid during the year	0	—	—	—	—	—	—	3
Balance 31st March, 2009	16321	0	0	0	0	0	0	4
797-Transfer to/from Reserve Fund and Deposit Accounts-								
Balance 1st April, 2008	-2839701	—	—	—	—	—	—	5
Advanced during the year	0	—	—	—	—	—	—	6
Repaid during the year	0	—	—	—	—	—	—	7
Balance 31st March, 2009	-2839701	0	0	0	0	0	0	8
800-Other Loans-								
Balance 1st April, 2008	812846	20796	—	—	—	3930	—	9
Advanced during the year	0	—	—	—	—	—	—	10
Repaid during the year	0	—	—	—	—	—	—	11
Balance 31st March, 2009	812846	20796	0	0	0	3930	0	12
902-Deduct Amount met from Sugar Development fund-								
Balance 1st April, 2008	-20998441	—	—	—	—	—	—	13
Advanced during the year	-5059600	—	—	—	—	—	—	14
Repaid during the year	0	—	—	—	—	—	—	15
Balance 31st March, 2009	-26058041	0	0	0	0	0	0	16
05-Paper and Newsprint-								
190-Loans to Public Sector and Other Undertakings-								
Balance 1st April, 2008	3939892	—	—	—	—	—	—	17
Advanced during the year	141100	—	—	—	—	—	—	18
Repaid during the year	309700	—	—	—	—	—	—	19
Balance 31st March, 2009	3771292	0	0	0	0	0	0	20
800-Other Loans-								
Balance 1st April, 2008	31400	—	—	—	—	—	—	21
Advanced during the year	0	—	—	—	—	—	—	22
Repaid during the year	0	—	—	—	—	—	—	23
Balance 31st March, 2009	31400	0	0	0	0	0	0	24

No. 43-C-6860-ACCOUNT of LOANS for CONSUMER INDUSTRIES showing the amounts ADVANCED and REPAID during the year ended 31st March, 2009 and the BALANCES of such LOANS at the commencement and at the end of the year 2008-09-Contd.

(In thousands of rupees)

Item No.	STATE GOVERNMENTS								Total
	Punjab	Rajasthan	Sikkim	Tamil Nadu	Tripura	Uttarakhand	Uttar Pradesh	West Bengal	
1	--	--	--	--	--	--	--	--	16321
2	--	--	--	--	--	--	--	--	0
3	--	--	--	--	--	--	--	--	0
4	0	0	0	0	0	0	0	0	16321
5	--	--	--	--	--	--	--	--	-2839701
6	--	--	--	--	--	--	--	--	0
7	--	--	--	--	--	--	--	--	0
8	0	0	0	0	0	0	0	0	-2839701
9	--	--	--	--	--	--	--	--	837572
10	--	--	--	--	--	--	--	--	0
11	--	--	--	--	--	--	--	--	0
12	0	0	0	0	0	0	0	0	837572
13	--	--	--	--	--	--	--	--	-20998441
14	--	--	--	--	--	--	--	--	-5059600
15	--	--	--	--	--	--	--	--	0
16	0	0	0	0	0	0	0	0	-26058041
17	--	--	--	--	-4	--	--	61286	4001174
18	--	--	--	--	--	--	--	--	141100
19	--	--	--	--	--	--	--	--	309700
20	0	0	0	(A) -4	0	0	0	61286	3832574
21	--	--	--	--	--	--	--	--	31400
22	--	--	--	--	--	--	--	--	0
23	--	--	--	--	--	--	--	--	0
24	0	0	0	0	0	0	0	0	31400

(A) Minus balance is under examination.

Loans and Advances

No. 43-C-6860-ACCOUNT of LOANS for CONSUMER INDUSTRIES showing the amounts ADVANCED and REPAYED during the year ended 31st March, 2009 and the BALANCES of such LOANS at the commencement and at the end of the year 2008-09-Contd.

Item No.	STATE GOVERNMENTS								Total carried over
	Gujarat	Haryana	Himachal Pradesh	Jammu and Kashmir	Jharkhand	Karnataka	Kerala	Madhya Pradesh	
1	--	--	--	--	--	--	--	27	35042
2	--	--	--	--	--	--	--	--	0
3	--	--	--	--	--	--	--	--	0
4	0	0	0	0	0	0	0	27	35042
5	--	--	--	--	--	--	0	--	23208
6	--	--	--	--	--	--	--	--	0
7	--	--	--	--	--	--	--	--	0
8	0	0	0	0	0	0	0	0	23208
9	--	--	--	--	--	--	2017136	--	29976723
10	--	--	--	--	--	--	103923	--	1257083
11	--	--	--	--	--	--	--	--	0
12	0	0	0	0	0	0	2121059	0	31233806
13	--	--	--	--	--	--	--	--	5802
14	--	--	--	--	--	--	--	--	0
15	--	--	--	--	--	--	--	--	0
16	0	0	0	0	0	0	0	0	5802
17	--	7475	--	--	--	--	--	--	7604
18	--	--	--	--	--	--	--	--	0
19	--	--	--	--	--	--	--	--	0
20	0	7475	0	0	0	0	0	0	7604
21	--	--	--	--	--	40824	--	--	40824
22	--	--	--	--	--	--	--	--	0
23	--	--	--	--	--	--	--	--	0
24	0	0	0	0	0	40824	0	0	40824

Loans and Advances

No. 43-C-6860-ACCOUNT of LOANS for CONSUMER INDUSTRIES showing the amounts ADVANCED and REPAYED during the year ended 31st March, 2009 and the BALANCES of such LOANS at the commencement and at the end of the year 2008-09-Contd.

	Total brought forward	STATE GOVERNMENTS						Item No.
		Maharashtra	Manipur	Meghalaya	Mizoram	Nagaland	Orissa	
(In thousands of rupees)								
60-Others-								
101-Edible Oils-								
Balance 1st April, 2008	35042	--	--	--	--	--	24671	1
Advanced during the year	0	--	--	--	--	--	--	2
Repaid during the year	0	--	--	--	--	--	--	3
Balance 31st March, 2009	35042	0	0	0	0	0	24671	4
102-Foods and Beverages-								
Balance 1st April, 2008	23208	--	--	--	--	--	--	5
Advanced during the year	0	--	--	--	--	--	--	6
Repaid during the year	0	--	--	--	--	--	--	7
Balance 31st March, 2009	23208	0	0	0	0	0	0	8
190-Loans to Public Sector and Other Undertakings-								
Balance 1st April, 2008	29976723	--	--	--	--	--	--	9
Advanced during the year	1257083	--	--	--	--	--	--	10
Repaid during the year	0	--	--	--	--	--	--	11
Balance 31st March, 2009	31233806	0	0	0	0	0	0	12
195-Loans to Co-operatives-								
Balance 1st April, 2008	5802	--	--	--	--	--	--	13
Advanced during the year	0	--	--	--	--	--	--	14
Repaid during the year	0	--	--	--	--	--	--	15
Balance 31st March, 2009	5802	0	0	0	0	0	0	16
206-Distilleries-								
Balance 1st April, 2008	7604	--	--	--	--	--	--	17
Advanced during the year	0	--	--	--	--	--	--	18
Repaid during the year	0	--	--	--	--	--	--	19
Balance 31st March, 2009	7604	0	0	0	0	0	0	20
212-Soap-								
Balance 1st April, 2008	40824	--	--	--	--	--	--	21
Advanced during the year	0	--	--	--	--	--	--	22
Repaid during the year	0	--	--	--	--	--	--	23
Balance 31st March, 2009	40824	0	0	0	0	0	0	24

No. 43-C-6860-ACCOUNT of LOANS for CONSUMER INDUSTRIES showing the amounts ADVANCED and REPAYED during the year ended 31st March, 2009 and the BALANCES of such LOANS at the commencement and at the end of the year 2008-09-Contd.

Item No.	STATE GOVERNMENTS								Total
	Punjab	Rajasthan	Sikkim	Tamil Nadu	Tripura	Uttarakhand	Uttar Pradesh	West Bengal	
1	-	-	-	-	-	-	0	-	59713
2	-	-	-	-	-	-	-	-	0
3	-	-	-	-	-	-	-	-	0
4	0	0	0	0	0	0	0	0	59713
5	-	-	-	5937	-	-	0	2028	31173
6	-	-	-	-	-	-	-	-	0
7	-	-	-	-1127	-	-	-	-	-1127
8	0	0	0	7064	0	0	0	2028	32300
9	-	-	-	-1127	-	-	0	3042080	33017676
10	-	-	-	-	-	-	-	15604	1272687
11	-	-	-	(A)	-	-	-	12966	12966
12	0	0	0	-1127	0	0	0	3044718	34277397
13	-	-	-	-	-	-	-	-	5802
14	-	-	-	-	-	-	-	-	0
15	-	-	-	-	-	-	-	-	0
16	0	0	0	0	0	0	0	0	5802
17	-	-	-	-	-	-	-	-	7604
18	-	-	-	-	-	-	-	-	0
19	-	-	-	-	-	-	-	-	0
20	0	0	0	0	0	0	0	0	7604
21	-	-	-	-	-	-	-	-	40824
22	-	-	-	-	-	-	-	-	0
23	-	-	-	-	-	-	-	-	0
24	0	0	0	0	0	0	0	0	40824

(A) Minus balance is under examination.

Loans and Advances

No. 43-C-6860-ACCOUNT of LOANS for CONSUMER INDUSTRIES showing the amounts ADVANCED and REPAYED during the year ended 31st March, 2009 and the BALANCES of such LOANS at the commencement and at the end of the year 2008-09-Contd.

	Union Government	U.T. Govt. Puducherry	STATE GOVERNMENTS							Item No.
			Andhra Pradesh	Arunachal Pradesh	Assam	Bihar	Chhattisgarh	NCT Delhi	Goa	
(In thousands of rupees)										
216-Photo Films-										
Balance 1st April, 2008	2662623	-	-	-	-	-	1274	-	-	1
Advanced during the year	272700	-	-	-	-	-	-	-	-	2
Repaid during the year	-	-	-	-	-	-	-	-	-	3
Balance 31st March, 2009	2935323	0	0	0	0	0	1274	0	0	4
218-Salt-										
Balance 1st April, 2008	63614	-	-	-	-	-	-	-	-	5
Advanced during the year	20100	-	-	-	-	-	-	-	-	6
Repaid during the year	-	-	-	-	-	-	-	-	-	7
Balance 31st March, 2009	83714	0	0	0	0	0	0	0	0	8
317-Jute-										
Balance 1st April, 2008	169064	-	-	-	7522	-	-	-	-	9
Advanced during the year	-	-	-	-	-	-	-	-	-	10
Repaid during the year	-	-	-	-	-	-	-	-	-	11
Balance 31st March, 2009	169064	0	0	0	7522	0	0	0	0	12
600-Others-										
Balance 1st April, 2008	4348	-	-	-	-	-	-	-	-	13
Advanced during the year	-	-	-	-	-	-	-	-	-	14
Repaid during the year	-	-	-	-	-	-	-	-	-	15
Balance 31st March, 2009	4348	0	0	0	0	0	0	0	0	16
789-Special Component Plan for Scheduled Castes										
Balance 1st April, 2008	-	-	-	-	-	-	-	-	-	17
Advanced during the year	-	-	-	-	-	-	-	-	-	18
Repaid during the year	-	-	-	-	-	-	-	-	-	19
Balance 31st March, 2009	0	0	0	0	0	0	0	0	0	20
796-Tribal Area Sub-Plan-										
Balance 1st April, 2008	-	-	-	-	-	-	-	-	-	21
Advanced during the year	-	-	-	-	-	-	-	-	-	22
Repaid during the year	-	-	-	-	-	-	-	-	-	23
Balance 31st March, 2009	0	0	0	0	0	0	0	0	0	24
800-Others Loans-										
Balance 1st April, 2008	-	-	-	-	217091	-	-	-	-	25
Advanced during the year	-	-	-	-	-	-	-	-	-	26
Repaid during the year	-	-	-	-	-	-	-	-	-	27
Balance 31st March, 2009	0	0	0	0	217091	0	0	0	0	28
Total: Loans for Consumer Industries-										
Balance 1st April, 2008	77879281	36687	2035552	0	1153804	3293114	5756	3664	0	29
Advanced during the year	3295810	0	60522	0	66921	293750	0	0	0	30
Repaid during the year	320624	0	79690	0	0	0	0	0	0	31
Balance 31st March, 2009	80854467	36687	2016384	0	1220725	3586864	5756	3664	0	32
Interest received and credited to revenue.	3908000	-	2	-	-	-	-	-	-	33

No. 43-C-6860-ACCOUNT of LOANS for CONSUMER INDUSTRIES showing the amounts ADVANCED and REPAID during the year ended 31st March, 2009 and the BALANCES of such LOANS at the commencement and at the end of the year 2008-09-Contd.

Item No.	STATE GOVERNMENTS								Total carried over
	Gujarat	Haryana	Himachal Pradesh	Jammu and Kashmir	Jharkhand	Karnataka	Kerala	Madhya Pradesh	
1									2663897
2									272700
3									0
4	0	0	0	0	0	0	0	0	2936597
5									63614
6									20100
7									0
8	0	0	0	0	0	0	0	0	83714
9									176586
10									0
11									0
12	0	0	0	0	0	0	0	0	176586
13				100411		171147	867	30000	306773
14									0
15									0
16	0	0	0	100411	0	171147	867	30000	306773
17									0
18									0
19									0
20	0	0	0	0	0	0	0	0	0
21									0
22									0
23									0
24	0	0	0	0	0	0	0	0	0
25							5		217096
26									0
27									0
28	0	0	0	0	0	0	5	0	217096
29	3587564	4916928	0	100411	0	6985468	2759562	(A) 1140641	103898432
30	0	1280000	0	0	0	189888	218394	0	5405285
31	0	0	0	0	0	0	0	0	400314
32	3587564	6196928	0	100411	0	7175356	2977956	1140641	108903403
33		4126							3912128

(A) Includes Rs. 36951 thousands yet to be apportioned between Madhya Pradesh and Chhattisgarh.

No. 43-C-6860-ACCOUNT of LOANS for CONSUMER INDUSTRIES showing the amounts ADVANCED and REPAID during the year ended 31st March, 2009 and the BALANCES of such LOANS at the commencement and at the end of the year 2008-09-Contd.

	Total brought forward	STATE GOVERNMENTS						Item No.
		Maharashtra	Manipur	Meghalaya	Mizoram	Nagaland	Orissa	
(In thousands of rupees)								
216-Photo Films-								
Balance 1st April, 2008	2663897	-	-	-	-	-	-	1
Advanced during the year	272700	-	-	-	-	-	-	2
Repaid during the year	0	-	-	-	-	-	-	3
Balance 31st March, 2009	2936597	0	0	0	0	0	0	4
218-Salt-								
Balance 1st April, 2008	63614	-	-	-	-	-	-	5
Advanced during the year	20100	-	-	-	-	-	-	6
Repaid during the year	0	-	-	-	-	-	-	7
Balance 31st March, 2009	83714	0	0	0	0	0	0	8
317-Jute-								
Balance 1st April, 2008	176586	-	-	-	-	-	-	9
Advanced during the year	0	-	-	-	-	-	-	10
Repaid during the year	0	-	-	-	-	-	-	11
Balance 31st March, 2009	176586	0	0	0	0	0	0	12
600-Others-								
Balance 1st April, 2008	306773	-	-	-	-	10000	-	13
Advanced during the year	0	-	-	-	-	-	-	14
Repaid during the year	0	-	-	-	-	-	-	15
Balance 31st March, 2009	306773	0	0	0	0	10000	0	16
789-Special Component Plan for Scheduled Castes								
Balance 1st April, 2008	0	-	-	-	-	-	-	17
Advanced during the year	0	-	-	-	-	-	-	18
Repaid during the year	0	-	-	-	-	-	-	19
Balance 31st March, 2009	0	0	0	0	0	0	0	20
796-Tribal Area Sub-Plan-								
Balance 1st April, 2008	0	-	-	-	-	-	-	21
Advanced during the year	0	-	-	-	-	-	-	22
Repaid during the year	0	-	-	-	-	-	-	23
Balance 31st March, 2009	0	0	0	0	0	0	0	24
800-Others Loans-								
Balance 1st April, 2008	217096	-	-	-	-	-	-	25
Advanced during the year	0	-	-	-	-	-	-	26
Repaid during the year	0	-	-	-	-	-	-	27
Balance 31st March, 2009	217096	0	0	0	0	0	0	28
Total: Loans for Consumer Industries-								
Balance 1st April, 2008	103898432	3920897	0	0	0	18730	739842	29
Advanced during the year	5405285	0	0	0	0	0	221903	30
Repaid during the year	400314	490000	0	0	0	0	0	31
Balance 31st March, 2009	108903403	3430897	0	0	0	18730	961745	32
Interest received and credited to revenue.	3912128	-	-	-	-	-	-	33

No. 43-C-6860-ACCOUNT of LOANS for CONSUMER INDUSTRIES showing the amounts ADVANCED and REPAID during the year ended 31st March, 2009 and the BALANCES of such LOANS at the commencement and at the end of the year 2008-09-Concl'd.

(In thousands of rupees)

Item No.	STATE GOVERNMENTS								Total
	Punjab	Rajasthan	Sikkim	Tamil Nadu	Tripura	Uttarakhand	Uttar Pradesh	West Bengal	
1									2663897
2									272700
3									0
4	0	0	0	0	0	0	0	0	2936597
5				998					64612
6									20100
7									0
8	0	0	0	998	0	0	0	0	84712
9								619939	796525
10									0
11								979	979
12	0	0	0	0	0	0	0	618960	795546
13		682764	9299	696044				2016383	3721263
14		2000		1000000				169115	1171115
15		6037		4060				79	10176
16	0	678727	9299	1691984	0	0	0	2185419	4882202
17								10400	10400
18								2400	2400
19									0
20	0	0	0	0	0	0	0	12800	12800
21								2200	2200
22								600	600
23									0
24	0	0	0	0	0	0	0	2800	2800
25							4500		221596
26									0
27									0
28	0	0	0	0	0	0	4500	0	221596
29	18029	740311	9299	6438848	0	0	(A) 18513425	9940327	144238140
30	0	2000	0	1071495	0	0	1712112	372991	8785786
31	0	6430	0	4384	0	0	1777850	15024	2694002
32	18029	735881	9299	7505959	0	0	18447687	10298294	150329924
33		1053						6993	3920174

(A) Includes Rs. 6664966 thousands yet to be allocated between Uttar Pradesh and Uttarakhand.

No. 44-0875 - ACCOUNT of RECEIPTS from OTHER INDUSTRIES for the year ended 31st March, 2009

(In thousands of rupees)

	Union Government	U.T.Govt. Puducherry	STATE GOVERNMENTS							Item No
			Andhra Pradesh	Arunachal Pradesh	Assam	Bihar	Chhattisgarh	NCT Delhi	Goa	
01-Opium and Alkaloid Industries-										
104-Receipts under the Rice Milling Industries (Regulation Act)	--	--	--	--	--	--	--	--	--	1
107-Ghazipur Opium Factory	1308464	--	--	--	--	--	--	--	--	2
108-Neemuch Opium Factory	455740	--	--	--	--	--	--	--	--	3
109-Ghazipur Alkaloid Works Factory	574196	--	--	--	--	--	--	--	--	4
110-Neemuch Alkaloid Works	814365	--	--	--	--	--	--	--	--	5
800-Other Receipts	--	--	--	--	--	--	--	--	--	6
Total:01	3152765	0	0	0	0	0	0	0	0	7
02-Other Industries -										
800-Other Receipts	--	--	318	--	--	--	32	--	--	8
Total:02	0	0	318	0	0	0	32	0	0	9
03-Development of Backward Areas -										
800-Other Receipts	--	--	--	--	--	--	--	--	--	10
Total:03	0	0	0	0	0	0	0	0	0	11
60-Others -										
800-Other Receipts	--	--	--	--	--	--	--	--	--	12
900-Deduct-Refunds	--	--	--	--	--	--	--	--	--	13
Total:60	0	0	0	0	0	0	0	0	0	14
Total : Receipts from Other Industries	3152765	0	318	0	0	0	32	0	0	15

COMBINED FINANCE AND REVENUE ACCOUNTS OF THE UNION AND STATE GOVERNMENTS IN INDIA FOR THE YEAR 2008-09

No. 44-0875 - ACCOUNT of RECEIPTS from OTHER INDUSTRIES for the year ended 31st March, 2009-Contd.

(In thousands of rupees)

Item No.	STATE GOVERNMENTS								Total Carried over
	Gujarat	Haryana	Himachal Pradesh	Jammu and Kashmir	Jharkhand	Karnataka	Kerala	Madhya Pradesh	
1	--	--	--	--	--	--	--	--	0
2	--	--	--	--	--	--	--	--	1308464
3	--	--	--	--	--	--	--	--	455740
4	--	--	--	--	--	--	--	--	574196
5	--	--	--	--	--	--	--	--	814365
6	10000	--	--	--	--	--	--	--	10000
7	10000	0	0	0	0	0	0	0	3162765
8	--	--	--	--	1	--	--	--	351
9	0	0	0	0	1	0	0	0	351
10	--	--	--	--	--	--	--	--	0
11	0	0	0	0	0	0	0	0	0
12	--	--	--	--	--	--	--	21	21
13	--	--	--	--	--	--	--	--	0
14	0	0	0	0	0	0	0	21	21
15	10000	0	0	0	1	0	0	21	3163137

Economic Services

No. 44-0875 - ACCOUNT of RECEIPTS from OTHER INDUSTRIES for the year ended 31st March, 2009-Contd.

(In thousands of rupees)								
	Total brought forward	STATE GOVERNMENTS						Item No
		Maharashtra	Manipur	Meghalaya	Mizoram	Nagaland	Orissa	
01-Opium and Alkaloid Industries-								
104-Receipts under the Rice Milling Industries (Regulation Act)	0	--	--	--	--	--	--	1
107-Ghazipur Opium Factory	1308464	--	--	--	--	--	--	2
108-Neemuch Opium Factory	455740	--	--	--	--	--	--	3
109-Ghazipur Alkaloid Works Factory	574196	--	--	--	--	--	--	4
110-Neemuch Alkaloid Works	814365	--	--	--	--	--	--	5
800-Other Receipts	10000	--	--	--	--	--	--	6
Total:01	3162765	0	0	0	0	0	0	7
02-Other industries -								
800-Other Receipts	351	--	4	--	--	--	--	8
Total:02	351	0	4	0	0	0	0	9
03-Development of Backward Areas -								
800-Other Receipts	0	--	--	--	--	--	--	10
Total:03	0	0	0	0	0	0	0	11
60-Others -								
800-Other Receipts	21	--	--	--	--	--	--	12
900-Deduct-Refunds	0	--	--	--	--	--	--	13
Total:60	21	0	0	0	0	0	0	14
Total : Receipts from Other Industries	3163137	0	4	0	0	0	0	15

No. 44-0875 - ACCOUNT of RECEIPTS from OTHER INDUSTRIES for the year ended 31st March, 2009-Concl'd.

(In thousands of rupees)

Item No	STATE GOVERNMENTS								Total
	Punjab	Rajasthan	Sikkim	Tamil Nadu	Tripura	Uttar Pradesh	Uttarakhand	West Bengal	
1	-	-	-	-	-	-	-	-	0
2	-	-	-	-	-	-	-	-	1308464
3	-	-	-	-	-	-	-	-	455740
4	-	-	-	-	-	-	-	-	574196
5	-	-	-	-	-	-	-	-	814365
6	-	-	-	-	-	1120	-	-	1120
7	0	0	0	0	0	1120	0	0	3163885
8	-	-	-	-	-	-	-	-	355
9	0	0	0	0	0	0	0	0	355
10	-	-	-	-	-	-	-	-	0
11	0	0	0	0	0	0	0	0	0
12	-	-	-	-	-	-	-	-	21
13	-	-	-	-	-	-	-	-	0
14	0	0	0	0	0	0	0	0	21
15	0	0	0	0	0	1120	0	0	3164261

No. 44-A-2875 - ACCOUNT of EXPENDITURE on OTHER INDUSTRIES for the year ended 31st March, 2009

(In thousands of rupees)

	Union Government	U.T.Govt. Puducherry	STATE GOVERNMENTS							Item No
			Andhra Pradesh	Arunachal Pradesh	Assam	Bihar	Chhattisgarh	NCT Delhi	Goa	
01-Opium and Alkaloid Industries-										
001-Direction and Administration	6181									1
107-Ghazipur Opium Factory	425493									2
108-Neemuch Opium Factory	353632									3
109-Ghazipur Alkaloid Works	412297									4
110-Neemuch Alkaloid Works	479867									5
60-Other Industries -										
190-Assistance to Public Sector and Other Undertakings			1175							6
800-Other Expenditure			347299	2045						7
Total : Expenditure on Other Industries	1677470	0	348474	2045	0	0	0	0	0	8
Charged			144							9
Voted	1677470	0	348330	2045	0	0	0	0	0	10

No. 44-A-2875 - ACCOUNT of EXPENDITURE on OTHER INDUSTRIES for the year ended 31st March, 2009-Contd.

(In thousands of rupees)

Item No	STATE GOVERNMENTS								Total Carried over
	Gujarat	Haryana	Himachal Pradesh	Jammu and Kashmir	Jharkhand	Karnataka	Kerala	Madhya Pradesh	
1	--	--	--	--	--	--	--	--	6181
2	--	--	--	--	--	--	--	--	425493
3	--	--	--	--	--	--	--	--	353632
4	--	--	--	--	--	--	--	--	412297
5	--	--	--	--	--	--	--	--	479867
6	1100	--	--	--	--	--	--	--	2275
7	--	--	--	--	--	--	--	--	349344
8	1100	0	0	0	0	0	0	0	2029089
9	--	--	--	--	--	--	--	--	144
10	1100	0	0	0	0	0	0	0	2028945

Economic Services

No. 44-A-2875 - ACCOUNT of EXPENDITURE on OTHER INDUSTRIES for the year ended 31st March, 2009-Contd.

	Total brought forward	(In thousands of rupees)						Item No
		STATE GOVERNMENTS						
		Maharashtra	Manipur	Meghalaya	Mizoram	Nagaland	Orissa	
01-Opium and Alkaloid Industries-								
001-Direction and Administration	6181	--	--	--	--	--	--	1
107-Ghazipur Opium Factory	425493	--	--	--	--	--	--	2
108-Neemuch Opium Factory	353632	--	--	--	--	--	--	3
109-Ghazipur Alkaloid Works	412297	--	--	--	--	--	--	4
110-Neemuch Alkaloid Works	479867	--	--	--	--	--	--	5
60-Other Industries -								
190-Assistance to Public Sector and Other Undertakings	2275	--	--	--	--	--	98542	6
800-Other Expenditure	349344	--	--	--	--	--	--	7
Total : Expenditure on Other Industries	2029089	0	0	0	0	0	98542	8
Charged	144	--	--	--	--	--	--	9
Voted	2028945	0	0	0	0	0	98542	10

No. 44-A-2875 - ACCOUNT of EXPENDITURE on OTHER INDUSTRIES for the year ended 31st March, 2009-Concl'd.

(In thousands of rupees)

Item No	STATE GOVERNMENTS								Total
	Punjab	Rajasthan	Sikkim	Tamil Nadu	Tripura	Uttar Pradesh	Uttarakhand	West Bengal	
1	--	--	--	--	--	--	--	--	6181
2	--	--	--	--	--	--	--	--	425493
3	--	--	--	--	--	--	--	--	353632
4	--	--	--	--	--	--	--	--	412297
5	--	--	--	--	--	--	--	--	479867
6	--	--	--	--	--	--	--	--	100817
7	--	--	--	--	10063	--	--	--	359407
8	0	0	0	0	10063	0	0	0	2137694
9	--	--	--	--	--	--	--	--	144
10	0	0	0	0	10063	0	0	0	2137550

Economic Services

No. 44-B-4875 - ACCOUNT of CAPITAL OUTLAY on OTHER INDUSTRIES during and to the end of the year 2008-09

	(In thousands of rupees)	
	Expenditure	
	During the year	To end of the year
UNION GOVERNMENT		
01 - Opium and Alkaloid Industries -		
107-Gazipur Opium Factory	469	43779
108-Neemuch Opium Factory	268	103770
109-Gazipur Alkaloid Works	4089	54677
110-Neemuch Alkaloid Works	734	108339
60 - Other Industries -		
004-Research and Development	--	443937
190-Investments in Public Sector and Other Undertakings	500000	6616310
800-Other Expenditure	--	368084
901-Deduct - Receipts and Recoveries on Capital Account	--	-36400
Total : Union Government	505560	7702496
STATE GOVERNMENTS		
ANDHRA PRADESH		
60 - Other Industries -		
004-Research and Development	--	23
190-Investments in Public Sector and Other Undertakings	--	1429286
800-Other Expenditure	12500	3771094
Total : Government of Andhra Pradesh	12500	5200403
ARUNACHAL PRADESH		
60-Other Industries-		
190-Investments in Public Sector and Other Undertakings	--	28950
800-Other Expenditure	--	581
Total : Government of Arunachal Pradesh	0	29531
ASSAM		
60 - Other Industries-		
190-Investments in Public Sector and Other Undertakings	--	500
Total : Government of Assam	0	500

No. 44-B-4875 - ACCOUNT of CAPITAL OUTLAY on OTHER INDUSTRIES during and to the end of the year 2008-09 - Contd.

	(In thousands of rupees)	
	Expenditure	
	During the year	To end of the year
BIHAR		
60 - Other Industries -		
800-Other Expenditure	--	2378
Total : Government of Bihar	0	2378
CHHATTISGARH		
60 - Other Industries -		
004-Research and Development	--	--
796-Tribal Area Sub-Plan	--	--
800-Other Expenditure	--	--
Total : Government of Chhattisgarh	0	0
GUJARAT		
60 - Other Industries -		
800-Other Expenditure	--	241
Total : Government of Gujarat	0	241
HARYANA		
60 - Other Industries -		
190-Investments in Public Sector and Other Undertakings	--	943
Total : Government of Haryana	0	943
JAMMU AND KASHMIR		
60 - Other Industries -		
800-Other Expenditure	--	601
Total : Government of Jammu and Kashmir	0	601
KARNATAKA		
60 - Other Industries -		
190-Investments in Public Sector and Other Undertakings	--	354127
800-Other Expenditure	--	1098
Total : Government of Karnataka	0	355225
KERALA		
60-Other Industries-		
004-Research and Development	--	100
190-Investments in Public Sector and Other Undertakings	--	66
Total : Government of Kerala	0	166

No. 44-B-4875 - ACCOUNT of CAPITAL OUTLAY on OTHER INDUSTRIES during and to the end of the year 2008-09 - Concl'd.

	(In thousands of rupees)	
	Expenditure	
	During the year	To end of the year
MADHYA PRADESH		
60 - Other Industries -		
004-Research and Development	--	21498
796-Tribal Area Sub-Plan	--	58486
800-Other Expenditure	14000	2334859
Total : Government of Madhya Pradesh	14000	(A) 2414843
PUNJAB		
60 - Other Industries -		
190-Investments in Public Sector and Other Undertakings	--	5424
Total : Government of Punjab	0	5424
RAJASTHAN		
60 - Other Industries -		
800-Other Industries	--	1140
Total : Government of Rajasthan	0	1140
TAMIL NADU		
60-Other Industries -		
004-Research and Development	--	4510
190-Investments in Public Sector and Other Undertakings	--	4114245
800-Other Expenditure	--	23948
Total : Government of Tamil Nadu	0	4142703
TRIPURA		
60-Other Industries-		
800-Other Expenditure	15000	121550
Total : Government of Tripura	15000	121550
WEST BENGAL		
60-Other Industries -		
004-Research and Development	--	46
190-Investments in Public Sector and Other Undertakings	--	59737
Total : Government of West Bengal	0	59783
Total : Capital Outlay on Other Industries	547060	20038427

(A) Rs. 455875 thousands represent balances of composite state of Madhya Pradesh yet to be allocated between Madhya Pradesh and Chhattisgarh.

No. 44-C-6875-ACCOUNT of LOANS for OTHER INDUSTRIES showing the amounts ADVANCED and REPAID during the year ended 31st March, 2009 and the BALANCES of such LOANS at the commencement and at the end of the year 2008-09

	Union Government	U.T.Govt. Puducherry	STATE GOVERNMENTS:						Total
			Andhra Pradesh	Karnataka	Mizoram	Orissa	Tamil Nadu	Uttar Pradesh	
(In thousands of rupees)									
01-Opium and Alkaloid industries									
60-Other Industries									
190-Assistance to Public Sector and Other Undertakings-									
Balance 1st April, 2008	891512	--	1411743	57790	22500	--	184864	--	2568409
Advanced during the year	--	--	16497	--	--	--	176600	--	193097
Repaid during the year	--	--	--	--	--	--	--	--	0
Balance 31st March, 2009	891512	0	1428240	57790	22500	0	361464	0	2761506
.800-Other Loans -									
Balance 1st April, 2008	--	--	804899	--	--	--	33050	--	397463
Advanced during the year	--	--	--	--	--	9800	--	--	16939
Repaid during the year	--	--	--	--	--	--	--	--	0
Balance 31st March, 2009	0	0	804899	0	0	9800	33050	0	414402
Total : Loans for other Industries -									
Balance 1st April, 2008	891512	0	2216642	57790	22500	0	217914	0	397463
Advanced during the year	0	0	16497	0	0	9800	176600	0	16939
Repaid during the year	0	0	0	0	0	0	0	0	0
Balance 31st March, 2009	891512	0	2233139	57790	22500	9800	394514	0	414402
Interest received and credited to revenue	--	--	--	--	--	--	--	--	--

Loans and Advances

**No. 45-A-2885 - ACCOUNT OF EXPENDITURE ON OTHER OUTLAYS ON INDUSTRIES AND MINERALS for
the year ended 31st March, 2009 - Contd.**

(In thousands of rupees)

Item No.	STATE GOVERNMENTS								Total Carried Over
	Gujarat	Haryana	Himachal Pradesh	Jammu and Kashmir	Jharkhand	Karnataka	Kerala	Madhya Pradesh	
1	--	--	--	--	--	--	--	--	0
2	--	--	--	--	--	--	--	--	12273933
3	--	--	--	--	--	--	--	--	0
4	0	0	0	0	0	0	0	0	12273933
5	--	--	--	--	--	--	--	--	1444201
6	--	--	--	--	--	--	--	--	0
7	--	--	--	--	--	--	--	--	0
8	0	0	0	0	0	0	0	0	1444201
9	--	--	--	--	--	--	--	--	2500
10	--	--	--	--	--	--	--	--	0
11	--	--	--	--	--	--	--	--	23700
12	0	0	0	0	0	0	0	0	26200
13	0	0	0	0	0	0	0	0	13744334
14	--	--	--	--	--	--	--	--	2781
15	0	0	0	0	0	0	0	0	13741553

**No. 45-A-2885 - ACCOUNT OF EXPENDITURE ON OTHER OUTLAYS ON INDUSTRIES AND MINERALS for
the year ended 31st March, 2009 - Concl.**

(In thousands of rupees)

Item No.	STATE GOVERNMENTS								Total
	Punjab	Rajasthan	Sikkim	Tamil Nadu	Tripura	Uttarakhand	Uttar Pradesh	West Bengal	
1	--	--	--	--	--	--	--	--	996
2	--	--	--	--	--	--	--	--	12273933
3	--	--	--	-63868	--	--	--	--	-63868
4	0	0	0	-63868	0	0	0	0	12211061
5	--	--	--	--	--	--	--	--	1444201
6	--	--	--	--	--	--	--	--	0
7	--	--	--	--	--	--	--	--	0
8	0	0	0	0	0	0	0	0	1444201
9	--	--	--	--	--	--	--	--	2500
10	--	--	--	--	--	--	--	--	662
11	--	--	--	--	--	--	21573	--	50362
12	0	0	0	0	0	0	21573	0	53524
13	0	0	0	-63868	0	0	21573	0	13708786
14	--	--	--	--	--	--	--	--	2781
15	0	0	0	-63868	0	0	21573	0	13706005

**No. 45-B-4885 - ACCOUNT of OTHER CAPITAL OUTLAY on INDUSTRIES and MINERALS
during and to the end of the year 2008-09**

	(In thousands of rupees)	
	EXPENDITURE	
	During the year	To end of the year
UNION GOVERNMENT		
01-Investments in Industrial Financial Institutions-		
190-Investments in Public Sector and Other Undertakings	8022100	29945085
60-Others-		
800-Other Expenditure	-	453222
Total : Union Government	8022100	30398307
UNION TERRITORY PUDUCHERRY		
01-Investments in Industrial Financial Institutions-		
190-Investments in Public Sector and Other Undertakings	34762	1046471
800-Other Expenditure	5491	52252
Total : Government of Puducherry	40253	1098723
STATE GOVERNMENTS		
ANDHRA PRADESH		
01-Investments in Industrial Financial Institutions-		
190-Investments in Public Sector and Other Undertakings	-	716845
796-Transfer to/from Reserve Funds and Deposit Accounts	-	-
Total : Government of Andhra Pradesh	0	716845
ARUNACHAL PRADESH		
01-Investments in Industrial Financial Institutions-		
190-Investments in Public Sector and Other Undertakings	-	11541
60-Others-		
800-Other Expenditure	-	21393
Total : Government of Arunachal Pradesh	0	32934
ASSAM		
01-Investments in Industrial Financial Institutions -		
190-Investments in Public Sector and Other Undertakings	-	8895
02-Development of Backward Areas-		
800-Other Expenditure	-	12671
60-Others-		
190-Investments in Public Sector and Other Undertakings	-	783998
800-Other Expenditure	146827	2959363
Total : Government of Assam	146827	3764927
BIHAR		
01-Investments in Industrial Financial Institutions -		
190-Investments in Public Sector and Other Undertakings	-	309315
796-Tribal Area Sub-Plan	-	72819
800-Other Expenditure	-	34641
02-Development of Backward Areas-		
800-Other Expenditure	2520010	8303043
60-Others-		
796-Tribal Area Sub-Plan	-	57972
800-Other Expenditure	-	144662
Total : Government of Bihar	2520010	8922452

COMBINED FINANCE AND REVENUE ACCOUNTS OF THE UNION AND STATE GOVERNMENTS IN INDIA FOR THE YEAR 2008-09

No. 45-B-4885 - ACCOUNT of OTHER CAPITAL OUTLAY on INDUSTRIES and MINERALS
during and to the end of the year 2008-09-Contd.

	(In thousands of rupees)	
	EXPENDITURE	
	During the year	To end of the year
CHHATTISGARH		
01-Investments in Industrial Financial Institutions-		
190-Investments in Public Sector and Other Undertakings	—	150787
02-Development of Backward Areas -		
796-Tribal Area Sub-Plan	—	—
60-Others-		
800-Other Expenditure	—	—
Total: Government of Chhattisgarh	0	150787
NCT Delhi		
01-Investments in Industrial Financial Institutions -		
190-Investments in Public Sector and Other Undertakings	—	173500
Total: Government of NCT Delhi	0	173500
GOA		
01-Investments in Industrial Financial Institutions -		
190-Investments in Public Sector and Other Undertakings	150000	992184
200-Other Investments	—	360
60-Others-		
800-Other Expenditure	—	81236
Total : Government of Goa	150000	1073780
GUJARAT		
01-Investments in Industrial Financial Institutions-		
190-Investments in Public Sector and Other Undertakings	—	7182599
200-Other Investments	—	51997
796-Tribal Area Sub-Plan	127	42858
60-Others-		
796-Tribal Area Sub-Plan	—	170
800-Other Expenditure	—	126226
Total : Government of Gujarat	127	7403850
HARYANA		
01-Investments in Industrial Financial Institutions-		
190-Investments in Public Sector and Other Undertakings	776550	2573301
789-Special Component Plan for Scheduled Castes	32200	32200
60-Others-		
800-Other Expenditure	5430	45918
Total : Government of Haryana	814180	2651419
HIMACHAL PRADESH		
01-Investments in Industrial Financial Institutions-		
190-Investments in Public Sector and Other Undertakings	—	687178
200-Other Investments	—	1006
796-Tribal Area Sub-Plan	—	13900
60-Others-		
796-Tribal Area Sub-Plan	—	147
800-Other Expenditure	—	1204
Total : Government of Himachal Pradesh	0	703435

**No. 45-B-4885 - ACCOUNT of OTHER CAPITAL OUTLAY on INDUSTRIES and MINERALS
during and to the end of the year 2008-09-Contd.**

	(In thousands of rupees)	
	EXPENDITURE	
	During the year	To end of the year
JAMMU AND KASHMIR		
01-Investments in Industrial Financial Institutions-		
190-Investments in Public Sector and Other Undertakings	--	346470
200-Other Investments	--	22391
60-Others-		
800-Other Expenditure	--	58430
Total : Government of Jammu and Kashmir	0	427291
JHARKHAND		
60-Others-		
796-Tribal Area Sub-Plan	10000	20000
Total : Government of Jharkhand	10000	20000
KARNATAKA		
01-Investments in Industrial Financial Institutions-		
190-Investments in Public Sector and Other Undertakings	2242051	4004011
Total : Government of Karnataka	2242051	4004011
KERALA		
01-Investments in Industrial Financial Institutions-		
190-Investments in Public Sector and Other Undertakings	1510000	6294091
60-Others-		
190- Investments in Public Sector and Other Undertakings	--	--
800-Other Expenditure	--	78783
Total : Government of Kerala	1510000	6372874
MADHYA PRADESH		
01-Investments in Industrial Financial Institutions-		
190-Investments in Public Sector and Other Undertakings	219113	3328957
200-Other Investments	--	960674
796-Tribal Area Sub-Plan	--	131672
02-Development of Backward Areas-		
796-Tribal Area Sub-Plan	--	16307
60-Others-		
800-Other Expenditure	--	1513
Total : Government of Madhya Pradesh	219113	4439123 (A)
MAHARASHTRA		
01-Investments in Industrial Financial Institutions-		
190-Investments in Public Sector and Other Undertakings	--	1345271
60-Others-		
800-Other Expenditure	--	834704
Total : Government of Maharashtra	0	2179975
MANIPUR		
01-Investments in Industrial Financial Institutions-		
190-Investments in Public Sector and Other Undertakings	--	32140
Total : Government of Manipur	0	32140
MEGHALAYA		
01-Investments in Industrial Financial Institutions-		
60-Ohters		
190-Investments in Public Sector and Other Undertakings	--	53391
800-Other Expenditure	40000	853216
Total : Government of Meghalaya	40000	906607

(A) Rs. 414938 thousands are yet to be allocated between Madhya Pradesh and Chhattisgarh.


**No. 45-B-4885 - ACCOUNT of OTHER CAPITAL OUTLAY on INDUSTRIES and MINERALS
during and to the end of the year 2008-09-Contd.**

	(In thousands of rupees)	
	EXPENDITURE	
	During the year	To end of the year
MIZORAM		
60-Others-		
800-Other Expenditure	-	7675
Total : Government of Mizoram	0	7675
ORISSA		
01-Investments in Industrial Financial Institutions-		
190-Investments in Public Sector and Other Undertakings	-	1889189
200-Other Investment	-	2514
02-Development of Backward Areas -		
190-Investments in Public Sector and Other Undertakings	-	165175
796-Tribal Area Sub-Plan	-	21650
60-Others-		
800-Other Expenditure	-	120187
901-Deduct-Receipts and Recoveries on Capital Account	-	-8
Total : Government of Orissa	0	2198707
PUNJAB		
01-Investments in Industrial Financial Institutions-		
190-Investments in Public Sector and Other Undertakings	-	1465505
200-Other Investments	-	106282
60-Others-		
800-Other Expenditure	-	30233
Total : Government of Punjab	0	1602020
RAJASTHAN		
01-Investments in Industrial Financial Institutions-		
190-Investments in Public Sector and Other Undertakings	-	616760
796-Tribal Area Sub-Plan	-	180550
60-Others-		
796-Tribal Area Sub-Plan	-	2000
800-Other Expenditure	107788	2288137
Total : Government of Rajasthan	107788	3087447
SIKKIM		
01-Investments in Industrial Financial Institutions-		
190-Investments in Public Sector and Other Undertakings	-	158250
60-Others-		
800-Other expenditure	-	520
80-General		
800-Other expenditure	-	-
Total : Government of Sikkim	0	158770

**No. 45-B-4885 - ACCOUNT of OTHER CAPITAL OUTLAY on INDUSTRIES and MINERALS
during and to the end of the year 2008-09-Conclid.**

	(In thousands of rupees)	
	During the year	To end of the year
TAMIL NADU		
01-Investments in Industrial Financial Institutions-		
190-Investments in Public Sector and Other Undertakings	--	--
02-Development of Backward Areas-		
190-Investments in Public Sector and Other Undertakings	--	--
Total : Government of Tamil Nadu	0	0
TRIPURA		
01-Investments in Industrial Financial Institutions-		
190-Investments in Public Sector and Other Undertakings	--	20550
200-Other investments	8500	139045
Total : Government of Tripura	8500	159595
UTTARAKHAND		
01-Investments in Industrial Financial Institutions-		
190-Investments in Public Sector and Other Undertakings	-1000000	-493535
200-Other Investments	--	--
60-Others-		
190-Investments in Public Sector and Other Undertakings	--	--
800-Other Expenditure	--	--
901-Deduct-Receipts and Recoveries on Capital Account	--	--
Total : Government of Uttarakhand	-1000000	-493535
UTTAR PRADESH		
01-Investments in Industrial Financial Institutions-		
190-Investments in Public Sector and Other Undertakings	--	2297171
200-Other Investments	--	50000
60-Others-		
190-Investments in Public Sector and other Undertakings	2112	173184
800-Other Expenditure	--	771025
901-Deduct-Receipts and Recoveries on Capital Account	--	-130049
Total : Government of Uttar Pradesh	2112	3161331 (A)
WEST BENGAL		
01-Investments in Industrial Financial Institutions-		
190-Investments in Public Sector and Other Undertakings	450000	4807035
60-Others-		
003-Training	--	-130
800-Other Expenditure	--	417185
Total : Government of West Bengal	450000	5224090
Total : Other Capital Outlay on Industries and Minerals	15283061	94583091

(A) Rs. 2898151 thousands are yet to be allocated between Uttar Pradesh and Uttarakhand.



No. 45-C-6885 - ACCOUNT of LOANS TO OTHER INDUSTRIES AND MINERALS showing the amounts ADVANCED and REPAYED during the year ended 31st March, 2009 and the BALANCES of such LOANS at the commencement and at the end of the year 2008-09

(In thousands of rupees)

	Balance 1st April, 2008	Advanced during the year	Repaid during the year	Balance 31st March 2009	Interest received and credited to Revenue
UNION GOVERNMENT					
01-Loans to Industrial Financial Institutions -					
190-Loans to Public Sector and Other Undertakings	143462046	600000	28248350	115813696	3657934
800-Other Loans	3469	--	--	3469	--
60 - Others -					
195-Industrial Co-operatives	238278	--	--	238278	--
201 -Loans Under Excise Relief Scheme	35687	--	--	35687	--
800-Other Loans	368629	--	--	368629	--
Total : Union Government	144108109	600000	28248350	116459759	3657934
ANDHRA PRADESH					
01-Loans to Industrial Financial Institutions-					
190-Loans to Public Sector and Other Undertakings	266059	--	218	265841	--
800-Other Loans	76521	--	790	75731	--
Total : Andhra Pradesh	342580	0	1008	341572	0
ARUNACHAL PRADESH					
01-Loans to Industrial Financial Institutions-					
190-Loans to Public Sector and Other Undertakings	60992	--	--	60992	--
Total : Arunachal Pradesh	60992	0	0	60992	0
ASSAM					
01-Loans to Industrial Financial Institutions-					
190-Loans to Public Sector and Other Undertakings	54901	--	--	54901	--
60-Others-					
800-Other Loans	1790	--	--	1790	--
Total : Assam	56691	0	0	56691	0
BIHAR					
01-Loans to Industrial Financial Institutions-					
190-Loans to Public Sector and Other Undertakings	1643623	300000	834	1942789	--
796-Tribal Area Sub-Plan	387794	--	--	387794	--
02-Development of Backward Areas-					
800 - Other Loans	-250	--	--	(A) -250	--
60-Others-					
796-Tribal Area Sub-Plan	94447	--	--	94447	--
800-Other Loans	663288	--	--	663288	--
Total : Bihar	2788902	300000	834	3088068	0

(A) Minus balance is under investigation.

No. 45-C-6885 - ACCOUNT of LOANS TO OTHER INDUSTRIES AND MINERALS showing the amounts ADVANCED and REPAID during the year ended 31st March, 2009 and the BALANCES of such LOANS at the commencement and at the end of the year 31st March, 2009-Contd.

	(In thousands of rupees)				
	Balance 1st April, 2008	Advanced during the year	Repaid during the year	Balance 31st March 2008	Interest received and credited to Revenue
CHHATTISGARH					
01-Loans to Industrial Financial Institutions-					
190-Loans to Public Sector and Other Undertakings	--	--	--	0	--
796-Tribal Area Sub-Plan	16411	--	--	16411	--
800-Other Expenditure	1697	--	--	1697	--
60-Others-					
190-Loans to Public Sector and Other Undertakings	5988	--	--	5988	--
796-Tribal Area Sub-Plan	5409	--	--	5409	--
800-Other Loans	34831	--	--	34831	--
Total : Chhattisgarh	64336	0	0	64336	0
NCT DELHI					
01-Loans to Industrial Financial Institutions-					
190-Loans to Public Sector and Other Undertakings	--	--	--	0	--
Total : NCT Delhi	0	0	0	0	0
GOA					
01-Loans to Industrial Financial Institutions-					
800-Other Loans	-3753	--	--	-3753	--
Total : Goa	-3753	0	0	-3753	0
GUJARAT					
01-Loans to Industrial Financial Institutions-					
190-Loans to Public Sector and Other Undertakings	5709832	600000	300000	6009832	--
796-Tribal Area Sub-Plan	268616	--	--	268616	--
800-Other Loans	51375	--	--	51375	--
02-Development of Backward Areas-					
190-Loans to Public Sector and Other Undertakings	1500	--	--	1500	--
60-Others-					
800-Other Loans	108597	--	--	108597	--
Total : Gujarat	6139920	600000	300000	6439920	0
HIMACHAL PRADESH					
01-Loans to Industrial Financial Institutions-					
800-Other Loans	1200	--	--	1200	--
Total : Himachal Pradesh	1200	0	0	1200	0

(A) Due to misclassification of repayments by the Department.

Loans and Advances

No. 45-C-6885 - ACCOUNT of LOANS TO OTHER INDUSTRIES AND MINERALS showing the amounts ADVANCED and REPAID during the year ended 31st March, 2009 and the BALANCES of such LOANS at the commencement and at the end of the year 2008-09 Contd.

	Balance 1st April, 2008	Advanced during the year	Repaid during the year	Balance 31st March 2008	Interest received and credited to Revenue
(In thousands of rupees)					
JAMMU AND KASHMIR					
01-Loans to Industrial Financial Institutions-					
190-Loans to Public Sector and Other Undertakings	2956827	153694	21500	3089021	--
02-Development of Backward Areas-					
190-Loans to Public Sector and Other Undertakings	4781	--	--	4781	--
60-Others-					
800-Other Loans	752941	--	--	752941	--
Total : Jammu and Kashmir	3714549	153694	21500	3846743	0
JHARKHAND					
01-Loans to Industrial Financial Institutions-					
190-Loans to Public Sector and Other Undertakings	-8230	--	1695	(A) -9925	--
796-Tribal Area Sub-Plan	315059	--	--	315059	--
60-Others-					
796-Tribal Area Sub-Plan	22479	--	98	22381	--
800-Other Loans	-4579	--	--	(A) -4579	--
Total : Jharkhand	324729	0	1793	322936	0
KARNATAKA					
01-Loans to Industrial Financial Institutions-					
190-Loans to Public Sector and Other Undertakings	526382	--	159688	366694	--
800-Other Loans	--	--	--	0	--
60-Others-					
800-Other Loans	440514	--	320	440194	--
Total : Karnataka	966896	0	160008	806888	0
KERALA					
01-Loans to Industrial Financial Institutions-					
190-Loans to Public Sector and Other Undertakings	436643	--	3	436640	--
60-Others-					
190-Loans to Public Sector and Other Undertakings	2190200	150000	--	2340200	--
800-Other Loans	-58571	--	2795	-61366	--
Total : Kerala	2568272	150000	2798	2715474	0

(A) Minus balance is due to non-allocation of balances as on 15-11-2000 between Bihar and Jharkhand.

No. 45-C-6885 - ACCOUNT of LOANS TO OTHER INDUSTRIES AND MINERALS showing the amounts ADVANCED and REPAID during the year ended 31st March, 2009 and the BALANCES of such LOANS at the commencement and at the end of the year 2008-09-Contd.


	(In thousands of rupees)				
	Balance 1st April, 2008	Advanced during the year	Repaid during the year	Balance 31st March 2008	Interest received and credited to Revenue
MADHYA PRADESH					
01-Loans to Industrial Financial Institutions-					
190-Loans to Public Sector and Other Undertakings	166241	--	149142	17099	--
796-Tribal Area Sub-Plan	50448	--	21394	29054	--
800-Other Loans	4678	--	--	4678	--
60-Others-					
190-Loans to Public Sector and Other Undertakings	16505	--	--	16505	--
796-Tribal Area Sub-Plan	14908	--	--	14908	--
800-Other Loans	182357	--	--	182357	--
Total : Madhya Pradesh	435137	0	170536	264601	(A)
MAHARASHTRA					
01-Loans to Industrial Financial Institutions-					
190-Loans to Public Sector and Other Undertakings	444809	326800	77829	693780	--
02-Development of Backward Areas-					
190-Loans to Public Sector and Other Undertakings	2107695	3361	161990	1949066	--
60-Others-					
800-Other Loans	4362	--	--	4362	--
Total : Maharashtra	2556866	330161	239819	2647208	97
MEGHALAYA					
01-Loansto Industrial Financial Institutions-					
800-Other Loans	5000	--	--	50000	--
60 - Others -					
800. Other Loans	32532	--	--	32532	--
Total: Meghalaya	37532	0	0	82532	0
ORISSA					
01-Loans to Industrial Financial Institutions-					
190-Loans to Public Sector and Other Undertakings	262941	--	--	262941	--
800-Other Loans	2485855	419000	177005	2727850	--
02-Development of Backward Areas-					
190-Loans to Public Sector and Other Undertakings	--	--	--	--	--
60 - Others -					
800-Other Loans	24577	--	--	24577	--
Total : Orissa	2773373	419000	177005	3015368	0
PUNJAB					
01-Loans to Industrial Financial Institutions-					
190-Loans to Public Sector and Other Undertakings	148934	--	--	148934	--
Total : Punjab	148934	0	0	148934	0

(A) Rs. 226770 thousands retained in Madhya Pradesh pending allocation between Madhya Pradesh and Chhattisgarh.

No. 45-C-6885:- ACCOUNT of LOANS TO OTHER INDUSTRIES AND MINERALS showing the amounts ADVANCED and REPAID during the year ended 31st March, 2009 and the BALANCES of such LOANS at the commencement and at the end of the year 2008-09-Concl'd.

	(In thousands of rupees)				
	Balance 1st April, 2008	Advanced during the year	Repaid during the year	Balance 31st March 2008	Interest received and credited to Revenue
RAJASTHAN					
01-Loans to Industrial Financial Institutions-					
190-Loans to Public Sector and Other Undertakings	386114	—	11731	374383	25976
02-Development of Backward Areas-					
796-Tribal Area Sub-Plan	10748	—	254	10494	—
60 - Others -					
800-Other Loans	217244	—	1091	216153	1948
Total : Rajasthan	614106	0	13076	601030	27924
SIKKIM					
01-Loans to Industrial Financial institutions-					
190-Loans to Public Sector and Other Undertakings	20287	—	—	20287	—
800-Other Loans	1414	—	—	1414	—
Total : Sikkim	21701	0	0	21701	0
TAMIL NADU					
01-Loans to Industrial Financial Institutions-					
190-Loans to Public Sector and Other Undertakings	1811878	1000000	920594	1891284	—
60-Others-					
190-Loans to Public Sector and Other Undertakings	439653	—	—	439653	—
800-Other Loans	0	—	—	0	—
Total: Tamil Nadu	2251531	1000000	920594	2330937	0
UTTAR PRADESH					
01-Loans to Industrial Financial Institutions-					
190-Loans to Public Sector and Other Undertakings	5260230	1409356	1496903	5172683	—
02-Development of Backward Areas-					
190-Loans to Public Sector and Other Undertakings	92859	—	—	92859	—
60-Others-					
190-Loans to Public Sector and Other Undertakings	—	—	—	0	—
800-Other Expenditure	213882	—	—	213882	—
Total : Uttar Pradesh	5566971	1409356	1496903	5479424	0
WEST BENGAL					
01 - Loans to Industrial Financial Institutions -					
190-Loans to Public Sector and Other Undertakings	249333	0	—	249333	—
60-Others-					
800-Other Loans	2223025	26680	—	2249705	—
Total : West Bengal	2472358	26680	0	2499038	0
Total : Loans to Other Industries and Minerals	178011932	4988891	31754224	151291599	3685955

(A) Includes Rs. 5200530 thousands yet to be allocated between Uttar Pradesh and Uttarakhand.



No. 46-1051-ACCOUNT of RECEIPTS from PORTS AND LIGHT HOUSES for the year ended 31st March, 2009

(In thousands of rupees)

	Union Government	U.T. Govt. Puducherry	STATE GOVERNMENTS							Item No.
			Andhra Pradesh	Arunachal Pradesh	Assam	Bihar	Chhattisgarh	NCT Delhi	Goa	
01-Major Ports-										
101-Receipts from Ferry Services	75332	--	--	--	--	--	--	--	--	1
103-Registration and other fees	--	--	--	--	--	--	--	--	--	2
800-Other Receipts	134622	--	--	--	--	--	--	--	--	3
Total: 01	209954	0	0	0	0	0	0	0	0	4
02-Minor Ports-										
102-Receipts from Welfare Organisations for seamen	--	--	--	--	--	--	--	--	479	5
103-Registration and other fees	--	1	--	--	--	--	--	--	--	6
800-Other Receipts	18534	3500	--	--	--	--	--	--	24041	7
900-Deduct- Refunds	--	--	--	--	--	--	--	--	--	8
Total: 02	18534	3501	0	0	0	0	0	0	24520	9
03-Light Houses and Lightships-										
101-Light Dues	1292956	--	--	--	--	--	--	--	--	10
800-Other Receipts	72797	--	--	--	--	--	--	--	--	11
Total: 03	1365753	0	0	0	0	0	0	0	0	12
80-General-										
800-Other Receipts	--	--	681021	--	--	--	--	--	135898	13
900-Deduct-Refunds	--	--	--	--	--	--	--	--	--	14
Total: 80	0	0	681021	0	0	0	0	0	135898	15
Total: Receipts from Ports and Light Houses	1594241	3501	681021	0	0	0	0	0	160418	16

No. 46-1051-ACCOUNT of RECEIPTS from PORTS AND LIGHT HOUSES for the year ended 31st March, 2009-Contd.

(In thousands of rupees)

Item No.	STATE GOVERNMENTS								Total carried over
	Gujarat	Haryana	Himachal Pradesh	Jammu and Kashmir	Jharkhand	Karnataka	Kerala	Madhya Pradesh	
1	--	--	--	--	--	--	--	--	75332
2	1995607	--	--	--	--	--	--	--	1995607
3	2351658	--	--	--	--	--	--	--	2486280
4	4347265	0	0	0	0	0	0	0	4557219
5	--	--	--	--	--	--	--	--	479
6	--	--	--	--	--	26947	1527	--	28475
7	--	--	--	--	--	84049	--	--	130124
8	--	--	--	--	--	--	--	--	0
9	0	0	0	0	0	110996	1527	0	159078
10	--	--	--	--	--	--	--	--	1292956
11	--	--	--	--	--	--	--	--	72797
12	0	0	0	0	0	0	0	0	1365753
13	--	--	--	--	--	--	44084	--	861003
14	--	--	--	--	--	--	--	--	0
15	0	0	0	0	0	0	44084	0	861003
16	4347265	0	0	0	0	110996	45611	0	6943053

Economic Services

No. 46-1051-ACCOUNT of RECEIPTS from PORTS AND LIGHT HOUSES for the year ended 31st March, 2009-Contd.

	Total brought forward	(In thousands of rupees)						Item No.
		STATE GOVERNMENTS						
		Maharashtra	Manipur	Meghalaya	Mizoram	Nagaland	Orissa	
01-Major Ports-								
101-Receipts from Ferry Services	75332	--	--	--	--	--	--	1
103-Registration and other fees	1995607	--	--	--	--	--	--	2
800-Other Receipts	2486280	--	--	--	--	--	--	3
Total: 01	4557219	0	0	0	0	0	0	4
02-Minor Ports-								
102-Receipts from Welfare Organisations for seamen	479	--	--	--	--	--	--	5
103-Registration and other fees	28475	--	--	--	--	--	--	6
800-Other Receipts	130124	--	--	--	--	--	5948	7
900-Deduct- Refunds	0	--	--	--	--	--	--	8
Total: 02	159078	0	0	0	0	0	5948	9
03-Light Houses and Lightships-								
101-Light Dues	1292956	--	--	--	--	--	--	10
800-Other Receipts	72797	--	--	--	--	--	--	11
Total: 03	1365753	0	0	0	0	0	0	12
80-General-								
800-Other Receipts	661003	--	--	--	--	--	704	13
900-Deduct-Refunds	0	--	--	--	--	--	--	14
Total: 80	661003	0	0	0	0	0	704	15
Total: Receipts from Ports and Light Houses	6943053	0	0	0	0	0	6652	16

No. 46-1051-ACCOUNT of RECEIPTS from PORTS AND LIGHT HOUSES for the year ended 31st March, 2009-Concl'd.

(In thousands of rupees)

Item No.	STATE GOVERNMENTS								Total
	Punjab	Rajasthan	Sikkim	Tamil Nadu	Tripura	Uttarakhand	Uttar Pradesh	West Bengal	
1	--	--	--	--	--	--	--	--	75332
2	--	--	--	--	--	--	--	1179	1996786
3	--	--	--	--	--	--	--	--	2486280
4	0	0	0	0	0	0	0	1179	4558398
5	--	--	--	--	--	--	--	--	479
6	--	--	--	--	--	--	--	--	28475
7	--	--	--	--	--	--	--	--	136072
8	--	--	--	--	--	--	--	--	0
9	0	0	0	0	0	0	0	0	165026
10	--	--	--	--	--	--	--	--	1292956
11	--	--	--	--	--	--	--	--	72797
12	0	0	0	0	0	0	0	0	1365753
13	--	--	--	--	--	--	--	--	861707
14	--	--	--	--	--	--	--	--	0
15	0	0	0	0	0	0	0	0	861707
16	0	0	0	0	0	0	0	1179	6950884

Economic Services

No. 46-A-3051-ACCOUNT of EXPENDITURE on PORTS AND LIGHT HOUSES for the year ended 31st March, 2009

(In thousands of rupees)

	Union Government	U.T.Govt. Puducherry	STATE GOVERNMENTS							Item No.
			Andhra Pradesh	Arunachal Pradesh	Assam	Bihar	Chhattisgarh	NCT Delhi	Goa	
01-Major Ports-										
105-Dockyard and Dry Docking	--	--	--	--	--	--	--	--	--	1
108-Assistance to Port Trusts	4012400	--	--	--	--	--	--	--	--	2
800-Other Expenditure	--	--	--	--	--	--	--	--	--	3
Total: 01	4012400	0	0	0	0	0	0	0	0	4
02-Minor Ports-										
001-Direction and Administration	244047	--	3967	--	--	--	--	--	--	5
003-Training	--	--	--	--	--	--	--	--	--	6
005-Investigation	--	--	--	--	--	--	--	--	--	7
101-Construction and Repairs	55000	--	--	--	--	--	--	--	--	8
102-Port Management	184984	9356	77439	--	--	--	--	--	22443	9
103-Dredging and Surveying	37960	--	--	--	--	--	--	--	14758	10
105-Dockyard and Dry Docking	438271	--	--	--	--	--	--	--	--	11
106-Stevedoring	74829	--	--	--	--	--	--	--	--	12
107-Ferry Services	132134	--	--	--	--	--	--	--	--	13
190-Assistance to Public Sector and Other Undertakings	--	--	--	--	--	--	--	--	--	14
502-Expenditure awaiting transferred to other head of account	--	--	--	--	--	--	--	--	--	15
797-Transfer to Port Development Fund	--	--	--	--	--	--	--	--	--	16
798-International Co-operation	275	--	--	--	--	--	--	--	--	17
800-Other Expenditure	137735	--	--	--	--	--	--	--	4121	18
902-Deduct -Amount met from Port Development Fund	--	--	--	--	--	--	--	--	--	19
911-Deduct-Recoveries of Overpayments	-1028	--	--	--	--	--	--	--	--	20
Total: 02	1304207	9356	81406	0	0	0	0	0	41322	21
03-Light Houses and Light Ships-										
001-Direction and Administration	146072	--	--	--	--	--	--	--	--	22
101-Light Houses-Working Expenses	984083	--	--	--	--	--	--	--	--	23
798-International Co-operation	757	--	--	--	--	--	--	--	--	24
800-Other Expenditure	5871	--	--	--	--	--	--	--	--	25
Total: 03	1136783	0	0	0	0	0	0	0	0	26
80-General-										
003-Training	--	--	--	--	--	--	--	--	2240	27
004-Research and Development	34598	--	--	--	--	--	--	--	--	28
190-Assistance to Public Sector and Other Undertakings	--	--	--	--	--	--	--	--	--	29
800-Other Expenditure	287	--	--	--	--	--	--	--	--	30
Total: 80	34885	0	0	0	0	0	0	0	2240	31
Total: Expenditure on Ports and Light Houses	6488275	9356	81406	0	0	0	0	0	43562	32
Charged	--	--	--	--	--	--	--	--	--	33
Voted	6488275	9356	81406	0	0	0	0	0	43562	34

COMBINED FINANCE AND REVENUE ACCOUNTS OF THE UNION AND STATE GOVERNMENTS IN INDIA FOR THE YEAR 2008-09

No. 46-A-3051-ACCOUNT of EXPENDITURE on PORTS AND LIGHT HOUSES for the year ended 31st March, 2009-Contd.

Item No.	STATE GOVERNMENTS								Total carried over
	Gujarat	Haryana	Himachal Pradesh	Jammu and Kashmir	Jharkhand	Karnataka	Kerala	Madhya Pradesh	
1	--	--	--	--	--	--	--	--	0
2	--	--	--	--	--	--	--	--	4012400
3	--	--	--	--	--	--	--	--	0
4	0	0	0	0	0	0	0	0	4012400
5	--	--	--	--	--	--	99444	--	347458
6	--	--	--	--	--	--	--	--	0
7	--	--	--	--	--	--	717	--	717
8	--	--	--	--	--	--	2818	--	57818
9	--	--	--	--	--	43128	32254	--	369604
10	--	--	--	--	--	--	20049	--	72767
11	--	--	--	--	--	--	--	--	438271
12	--	--	--	--	--	--	--	--	74829
13	--	--	--	--	--	--	--	--	132134
14	--	--	--	--	--	--	--	--	0
15	--	--	--	--	--	--	--	--	0
16	--	--	--	--	--	510422	--	--	510422
17	--	--	--	--	--	--	--	--	275
18	--	--	--	--	--	--	--	--	141856
19	--	--	--	--	--	-23130	--	--	-23130
20	--	--	--	--	--	--	-47	--	-1075
21	0	0	0	0	0	530420	155235	0	2121946
22	--	--	--	--	--	--	--	--	146072
23	--	--	--	--	--	--	--	--	984083
24	--	--	--	--	--	--	--	--	757
25	--	--	--	--	--	--	--	--	5871
26	0	0	0	0	0	0	0	0	1136783
27	--	--	--	--	--	--	--	--	2240
28	--	--	--	--	--	--	--	--	34598
29	--	--	--	--	--	--	--	--	0
30	--	--	--	--	--	--	470500	--	470787
31	0	0	0	0	0	0	470500	0	507625
32	0	0	0	0	0	530420	625735	0	7778754
33	--	--	--	--	--	--	--	--	0
34	0	0	0	0	0	530420	625735	0	7778754

No. 46-A-3051-ACCOUNT of EXPENDITURE on PORTS AND LIGHT HOUSES for the year ended 31st March, 2009-Contd.

	Total brought forward	STATE GOVERNMENTS						Item No.
		Maharashtra	Manipur	Meghalaya	Mizoram	Nagaland	Orissa	
01-Major Ports-								
105-Dockyard and Dry Docking	0	--	--	--	--	--	--	1
108-Assistance to Port Trusts	4012400	--	--	--	--	--	--	2
800-Other Expenditure	0	--	--	--	--	--	--	3
Total: 01	4012400	0	0	0	0	0	0	4
02-Minor Ports-								
001-Direction and Administration	347458	--	--	--	--	--	--	5
003-Training	0	--	--	--	--	--	--	6
005-Investigation	717	--	--	--	--	--	--	7
101-Construction and Repairs	57818	8262	--	--	--	--	--	8
102-Port Management	369604	496	--	--	--	--	8435	9
103-Dredging and Surveying	72767	--	--	--	--	--	--	10
105-Dockyard and Dry Docking	438271	--	--	--	--	--	--	11
106-Stevedoring	74829	--	--	--	--	--	--	12
107-Ferry Services	132134	--	--	--	--	--	--	13
190-Assistance to Public Sector and Other Undertakings	0	23776	--	--	--	--	--	14
502-Expenditure awaiting transferred to other head of account	0	--	--	--	--	--	--	15
797-Transfer to Port Development Fund	510422	--	--	--	--	--	--	16
798-International Co-operation	275	--	--	--	--	--	--	17
800-Other Expenditure	141856	--	--	--	--	--	--	18
902-Deduct -Amount met from Port Development Fund	-23130	--	--	--	--	--	--	19
911-Deduct-Recoveries of Overpayments	-1075	--	--	--	--	--	--	20
Total: 02	2121946	32534	0	0	0	0	8435	21
03-Light Houses and Light Ships-								
001-Direction and Administration	146072	--	--	--	--	--	--	22
101-Light Houses-Working Expenses	984083	--	--	--	--	--	--	23
798-International Co-operation	757	--	--	--	--	--	--	24
800-Other Expenditure	5871	--	--	--	--	--	--	25
Total: 03	1136783	0	0	0	0	0	0	26
80-General-								
003-Training	2240	--	--	--	--	--	--	27
004-Research and Development	34598	--	--	--	--	--	--	28
190-Assistance to Public Sector and Other Undertakings	0	49298	--	--	--	--	--	29
800-Other Expenditure	470787	--	--	--	--	--	--	30
Total: 80	507625	49298	0	0	0	0	0	31
Total: Expenditure on Ports and Light Houses	7778754	81832	0	0	0	0	8435	32
Charged	0	--	--	--	--	--	--	33
Voted	7778754	81832	0	0	0	0	8435	34

COMBINED FINANCE AND REVENUE ACCOUNTS OF THE UNION AND STATE GOVERNMENTS IN INDIA FOR THE YEAR 2008-09

No. 46-A-3051-ACCOUNT of EXPENDITURE on PORTS AND LIGHT HOUSES for the year ended 31st March, 2009-Concl'd.

(In thousands of rupees)

Item No.	STATE GOVERNMENTS								Total
	Punjab	Rajasthan	Sikkim	Tamil Nadu	Tripura	Uttar Pradesh	Uttarakhand	West Bengal	
1	--	--	--	--	--	--	--	1166	1166
2	--	--	--	--	--	--	--	--	4012400
3	--	--	--	--	--	--	--	9323	9323
4	0	0	0	0	0	0	0	10489	4022889
5	--	--	--	--	--	--	--	--	347458
6	--	--	--	--	--	--	--	--	0
7	--	--	--	--	--	--	--	--	717
8	--	--	--	--	--	--	--	--	66080
9	--	--	--	--	--	--	--	--	378535
10	--	--	--	--	--	--	--	--	72767
11	--	--	--	--	--	--	--	--	438271
12	--	--	--	--	--	--	--	--	74829
13	--	--	--	--	--	--	--	--	132134
14	--	--	--	--	--	--	--	--	23776
15	--	--	--	--	--	--	--	--	0
16	--	--	--	--	--	--	--	--	510422
17	--	--	--	--	--	--	--	--	275
18	--	--	--	--	--	--	--	--	141856
19	--	--	--	--	--	--	--	--	-23130
20	--	--	--	--	--	--	--	--	-1075
21	0	0	0	0	0	0	0	0	2162915
22	--	--	--	--	--	--	--	--	146072
23	--	--	--	--	--	--	--	--	984083
24	--	--	--	--	--	--	--	--	757
25	--	--	--	--	--	--	--	--	5871
26	0	0	0	0	0	0	0	0	1136783
27	--	--	--	--	--	--	--	--	2240
28	--	--	--	--	--	--	--	--	34598
29	--	--	--	--	--	--	--	--	49298
30	--	--	--	--	--	--	--	--	470787
31	0	0	0	0	0	0	0	0	556923
32	0	0	0	0	0	0	0	10489	7879510
33	--	--	--	--	--	--	--	--	0
34	0	0	0	0	0	0	0	10489	7879510

Economic Services

No. 46-B-5051-ACCOUNT of CAPITAL OUTLAY on PORTS AND LIGHT HOUSES during and to the end of the year 2008-09

	(In thousands of rupees)	
	Expenditure	
	During the year	To end of the year
UNION GOVERNMENT		
01-Major Ports-		
001-Direction and Administration	--	37238
103-Paradeep Port	--	531176
104-Tuticorin Port	--	406360
105-Mangalore Port	--	384583
106-Cochin Port Trust	1400000	2854800
800-Other Expenditure	--	547524
02-Minor Ports-		
200-Other Small Ports	555223	7040732
796-Tribal Area Sub-plan	3554	162012
800-Other Expenditure	5400	923172
03-Light Houses and Light Ships-		
101-Construction and Development of Light Houses	240461	1866235
103-Construction and Development of other Navigational Aids	57	677701
797-Transfer to/from Reserve Funds and Deposit Accounts	--	-845218
799-Suspense	--	37573
800-Other Expenditure	10661	221469
902-Deduct-Amount met from General & Other Reserve Fund	-245962	-1771871
80-General-		
001-Direction and Administration	46386	441392
800-Other Expenditure	4176	72036
Total: Union Government	2019956	13586914
UNION TERRITORYH GOVERNMENT PUDUCHERRY		
02-Minor Ports-		
200-Other Small Ports	37390	646308
800-Other Expenditure	--	10000
901-Deduct- Receipts and Recoveries on Capital Account.	-10	-10
Total: Government of Puducherry	37380	656298
STATE GOVERNMENTS		
ANDHRA PRADESH		
02-Minor Ports-		
101-Kakinada Port	27597	3361085
102-Machilipatnam Port	--	55403
200-Other Small Ports	369	12546
208-Gangavaram Port	134841	1731403
209-Krishnapatnam Port	1413493	2068693
210-Machilipatnam Port	382	976
211-Nizampatnam Port	5555	11400
901-Deduct- Receipts and Recoveries on Capital Account	400000	-400000
	--	-187
Total: Government of Andhra Pradesh	1982237	7641319

No. 46-B-5051-ACCOUNT of CAPITAL OUTLAY on PORTS AND LIGHT HOUSES during and to the end of the year 2008-09-Contd.

	(In thousands of rupees)	
	Expenditure	
	During the year	To end of the year
ASSAM		
01-Major Port-		
800- Other Expenditure	—	240
Total: Government of Assam	0	240
GOA		
02-Minor Ports-		
200-Other Small Ports	—	5079
03-Light Houses and Light Ships-		
101-Construction and Development of Light Houses	35	4922
800-Other Expenditure	2060	5502
Total: Government of Goa	2095	15503
GUJARAT		
01-Major Ports-		
001-Direction and Administration	—	17935
02-Minor Ports-		
200-Other Small Ports	2500	1545059
797-Transfer to/from Reserve Funds and Deposit Accounts	—	-46251
03-Light Houses and Light Ships-		
103-Construction and Development of Other Navigational Aids	—	3292
80-General-		
190-Investments in Public Sector and Other Undertakings	—	190000
Total: Government of Gujarat	2500	1710035
KARNATAKA		
02-Minor Ports-		
201-Karwar Port	46680	780501
202-Hannvar Port	399	5112
203-Coodapur Port	400	6603
204-Balekeri Port	100	3401
205-Tadri Port	309	57242
206-Bhalkal Port	399	5549
207-Malpe Port	1982	41967
208-Hangarkatta Port	100	2295
209-Mangalore Port	18000	357686
210-Development of Padubidiri Port	—	99
80-General-		
800-Other Expenditure	6599	78740
902-Deduct-Amount met from Port Development Fund	-139818	-139818
Total: Government of Karnataka	-64850	1199377

No. 46-B-5051-ACCOUNT of CAPITAL OUTLAY on PORTS AND LIGHT HOUSES during and to the end of the year 2008-09-Concl'd.

	(In thousands of rupees)	
	Expenditure	
	During the year	To end of the year
KERALA		
02-Minor Ports-		
200-Other Small Ports	38524	638778
80- General-		
190-Investments in Public Sector and Other Undertakings	1000	93545
800-Other Expenditure	409755	1072475
Total: Government of Kerala	449279	1804798
MAHARASHTRA		
02-Minor Ports-		
200-Other Small Ports	--	227895
796-Tribal Area Sub-Plan	--	344
Total: Government of Maharashtra	0	228239
ORISSA		
01-Major Ports-		
103-Paradeep Port	--	(A) -114036
02-Minor Ports-		
200-Other Small Ports	15304	1534407
Total: Government of Orissa	15304	1420371
TAMIL NADU		
02-Minor Ports-		
200-Other Small Ports	--	54393
201-Rameshwar Port	--	1783
202-Nagapattinam Port	--	5808
203-Cuddalore Port	--	12738
206-Colachal Port	--	8172
Total: Government of Tamil Nadu	0	82894
WEST BENGAL		
02-Minor Ports-		
200-Other Small Ports	--	1
Total: Government of West Bengal	0	1
Total: Capital Outlay on Ports and Light Houses	4443901	28345989

(A) Minus expenditure/balance is under investigation.

Economic Services

Nov. 18, 1892
1892

No. 46-C-7051-ACCOUNT of LOANS for PORTS AND LIGHT HOUSES showing the amounts ADVANCED and REPAYED during the year ended 31st March, 2009 and the BALANCES of such LOANS at the commencement and at the end of the year 2008-09

	Union Government	STATE GOVERNMENTS					Total
		Gujarat	Karnataka	Kerala	Orissa	Tamil Nadu	
(In thousands of rupees)							
01-Major Ports-							
190-Loans to Public Sector and Other Undertakings-							
Balance 1st April, 2008	2156058	--	--	--	--	--	2156058
Advanced during the year	--	--	--	--	--	--	0
Repaid during the year	776301	--	--	--	--	--	776301
Balance 31st March, 2009	1379757	0	0	0	0	0	1379757
800-Other Loans-							
Balance 1st April, 2008	778	1221246	--	--	--	--	1222024
Advanced during the year	--	--	--	--	--	--	0
Repaid during the year	--	--	--	--	--	--	0
Balance 31st March, 2009	778	1221246	0	0	0	0	1222024
02-Minor Ports-							
101-Minor Ports-							
Balance 1st April, 2008	--	--	--	--	--	-2	-2
Advanced during the year	--	--	--	--	--	--	0
Repaid during the year	--	--	--	--	--	--	0
Balance 31st March, 2009	0	0	0	0	0	(A) -2	-2
190-Loans to Public Sector and Other Undertakings-							
Balance 1st April, 2008	--	11202	--	--	--	--	11202
Advanced during the year	--	--	--	--	--	--	0
Repaid during the year	--	--	--	--	--	--	0
Balance 31st March, 2009	0	11202	0	0	0	0	11202

(A) Minus balance is under examination.

No. 46-C-7051-ACCOUNT of LOANS for PORTS AND LIGHT HOUSES showing the amounts ADVANCED and REPAID during the year ended 31st March, 2009 and the BALANCES of such LOANS at the commencement and at the end of the year 2008-09-Concl'd.

	Union Government	STATE GOVERNMENTS					Total
		Gujarat	Karnataka	Kerala	Orissa	Tamil Nadu	
(In thousands of rupees)							
800-Other Loans-							
Balance 1st April, 2008	--	--	1334	-6	--	17542	18870
Advanced during the year	--	--	--	--	--	--	0
Repaid during the year	--	--	--	--	--	--	0
Balance 31st March, 2009	0	0	1334	-6	0	17542	18870
60-Others-							
190-Loans to Public Sector and Other Undertakings-							
Balance 1st April, 2008	665000	150277	--	--	--	--	815277
Advanced during the year	--	--	--	--	--	--	0
Repaid during the year	--	33	--	--	--	--	33
Balance 31st March, 2009	665000	150244	0	0	0	0	815244
800-Other Loans-							
Balance 1st April, 2008	--	--	--	--	--	-29	-29
Advanced during the year	--	--	--	--	--	--	0
Repaid during the year	--	--	--	--	--	-2990	-2990
Balance 31st March, 2009	0	0	0	0	0	2961	2961
Total: Loans for Ports and Light Houses-							
Balance 1st April, 2008	2821836	1382725	1334	-6	0	17511	4223400
Advanced during the year	0	0	0	0	0	0	0
Repaid during the year	776301	33	0	0	0	-2990	773344
Balance 31st March, 2009	2045535	1382692	1334	-6	0	20501	3450056
Interest received and credited to revenue	2946530	--	--	--	--	--	2946530

(A) Minus balance is under investigation.

Loans and Advances

No. 47-1052-ACCOUNT of RECEIPTS from SHIPPING for the year ended 31st March, 2009

	Union Government	STATE GOVERNMENT		(In thousands of rupees)
		Gujarat	Karnataka	Total
01-Overseas Shipping-				
103-Receipts from Shipping services	241146	--	--	241146
800-Other Receipts	95787	--	--	95787
02-Coastal Shipping-				
101-Survey Fees	31750	--	124	31874
102-Registration and Other Fees	171281	--	--	171281
103-Receipts from Shipping services	863	--	116220	117083
800-Other Receipts	276917	--	360	277277
80-General-				
800-Other Receipts	101898	--	--	101898
Total: Receipts from Shipping	919642	0	116704	1036346

Economic Services

No. 47-A-3052-ACCOUNT of EXPENDITURE on SHIPPING for the year ended 31st March, 2009


(In thousands of rupees)

	Union Government	STATE GOVERNMENT	Total
		Tamil Nadu	
01-Overseas Shipping-			
103-Shipping Services	1570000	--	1570000
190-Assistance to Public Sector and Other Undertakings	--	--	0
800-Other Expenditure	--	--	0
Total: 01	1570000	0	1570000
02-Coastal Shipping-			
001-Direction and Administration	139722	--	139722
003-Training and Education	39000	--	39000
101-Regulation and Inspection	99605	--	99605
102-Seamen's Welfare	12053	--	12053
103-Shipping Services	2600872	--	2600872
798-International Co-operation	19743	--	19743
800-Other Expenditure	1183	--	1183
Total: 02	2912178	0	2912178
80-General-			
003-Training and Education	10000	--	10000
190-Assistance to Public Sector and Other Undertakings	--	--	0
800-Other Expenditure	--	--	0
Total: 80	10000	0	10000
Total: Expenditure on Shipping	4492178	0	4492178
Charged	--	--	0
Voted	0	0	0

Economic Services

No. 47-B-5052-ACCOUNT of CAPITAL OUTLAY on SHIPPING during and to the end of the year 2008-09

	(In thousands of rupees)	
	Expenditure	
	During the year	To end of the year
UNION GOVERNMENT		
01-Overseas Shipping-		
201-Acquisition and Expansion of Tonnage	--	1548173
800-Other Expenditure	50000	1280888
02-Coastal Shipping-		
190-Investments in Public Sector and other Undertakings	--	1212210
201-Acquisition and Expansion of Tonnage	919241	5929489
80-General-		
190-Investments in Public Sector and Other Undertakings	--	58420
201-Acquisition and Expansion of Tonnage	185583	7058481
796-Tribal Area Sub-Plan	215591	2859373
800-Other Expenditure	113584	5524525
911-Deduct-Recoveries of Overpayments	--	-53992
Total: Union Government	1483999	25417567
STATE GOVERNMENTS		
GUJARAT		
80-General-		
800-Other Expenditure	--	1805
Total : Government of Gujarat	0	1805
KARNATAKA		
02-Coastal Shipping-		
190-Investments in Public Sector and other Undertakings	--	30610
800-Other Expenditure	--	118
Total : Government of Karnataka	0	30728
KERALA		
80-General-		
190-Investments in Public Sector and other Undertakings	--	142023
Total : Government of Kerala	0	142023
TAMILNADU		
02-Coastal Shipping-		
190 -Investments in Public Sector and other Undertakings	--	205300
80-General-		
800-Other Expenditure	74653	563963
Total : Government of Tamil Nadu	74653	769263
Total: Capital Outlay on Shipping	1558652	26361386



No. 47-C-7052-ACCOUNT of LOANS for SHIPPING showing the amounts ADVANCED and REPAYED during the year ended 31st March, 2009 and the BALANCES of such LOANS at the commencement and at the end of the year 2008-09

	Union Government	STATE GOVERNMENTS					Total
		Andhra Pradesh	Gujarat	Karnataka	Kerala	Tamil Nadu	
(In thousands of rupees)							
01-Overseas Shipping-							
101-Loans to Shipping Development Fund Committee-							
Balance 1st April, 2008	538324	--	--	--	--	--	538324
Advanced during the year	--	--	--	--	--	--	0
Repaid during the year	--	--	--	--	--	--	0
Balance 31st March, 2009	538324	0	0	0	0	0	538324
190-Loans to Public Sector and Other Undertakings-							
Balance 1st April, 2008	--	--	--	--	--	--	0
Advanced during the year	--	--	--	--	--	--	0
Repaid during the year	--	--	--	--	--	--	0
Balance 31st March, 2009	0	0	0	0	0	0	0
02-Coastal Shipping-							
101-Loans to Shipping Development Fund Committee-							
Balance 1st April, 2008	-2941224	--	--	--	--	--	-2941224
Advanced during the year	--	--	--	--	--	--	0
Repaid during the year	--	--	--	--	--	--	0
Balance 31st March, 2009	-2941224	0	0	0	0	0	-2941224
190-Loans to Public Sector and Other Undertakings-							
Balance 1st April, 2008	1796223	--	--	--	--	--	1796223
Advanced during the year	--	--	--	--	--	--	0
Repaid during the year	--	--	--	--	--	--	0
Balance 31st March, 2009	1796223	0	0	0	0	0	1796223
800-Other Loans-							
Balance 1st April, 2008	--	--	--	--	--	1508	1508
Advanced during the year	--	--	--	--	--	--	0
Repaid during the year	--	--	--	--	--	3015	3015
Balance 31st March, 2009	0	0	0	0	0	-1507	-1507

(A) Adverse balances are under investigation.

No. 47-C-7052-ACCOUNT of LOANS for SHIPPING showing the amounts ADVANCED and REPAID during the year ended 31st March, 2009 and the BALANCES of such LOANS at the commencement and at the end of the year 2008-09-Conclid.

(In thousands of rupees)

	Union Government	STATE GOVERNMENTS					Total
		Andhra Pradesh	Gujarat	Karnataka	Kerala	Tamil Nadu	
60-Others-							
101-Loans to Shipping Development Fund Committee-							
Balance 1st April, 2008	85923	--	--	--	--	--	85923
Advanced during the year	--	--	--	--	--	--	0
Repaid during the year	--	--	--	--	--	--	0
Balance 31st March, 2009	85923	0	0	0	0	0	85923
190-Loans to Public Sector and Other Undertakings-							
Balance 1st April, 2008	872071	--	94101	25200	--	--	991372
Advanced during the year	--	--	--	--	--	--	0
Repaid during the year	--	--	--	--	--	--	0
Balance 31st March, 2009	872071	0	94101	25200	0	0	991372
800-Other Loans-							
Balance 1st April, 2008	5600	3184	--	--	-577	--	8207
Advanced during the year	--	--	--	--	--	--	0
Repaid during the year	--	--	--	--	--	--	0
Balance 31st March, 2009	5600	3184	0	0	(A) -577	0	8207
Total: Loans for Shipping-							
Balance 1st April, 2008	356917	3184	94101	25200	-577	1508	480333
Advanced during the year	0	0	0	0	0	0	0
Repaid during the year	0	0	0	0	0	3015	3015
Balance 31st March, 2009	356917	3184	94101	25200	-577	-1507	477318
Interest received and credited to revenue	9302	--	--	--	--	--	9302

(A) Minus balance is under investigation.

Loans and Advances

No. 48-1053-ACCOUNT of RECEIPTS from CIVIL AVIATION for the year ended 31st March, 2009

(In thousands of rupees)

	Union Government	U.T. Govt. Puducherry	STATE GOVERNMENTS						Item No.	
			Andhra Pradesh	Arunachal Pradesh	Assam	Bihar	Chhattisgarh	NCT Delhi		
501-Services and Service Fees	332437	—	—	—	—	—	2355	—	—	1
800-Other Receipts	29853	—	6	23	—	—	—	99738	—	2
900-Deduct-Refunds	—	—	—	—	—	—	—	—	—	3
Total: Receipts from Civil Aviation	362290	0	6	23	0	0	2355	99738	0	4

No. 48-1053-ACCOUNT of RECEIPTS from CIVIL AVIATION for the year ended 31st March, 2009-Contd.

(In thousands of rupees)

	Total brought forward	STATE GOVERNMENTS							Item No.	
		Madhya Pradesh	Maharashtra	Manipur	Meghalaya	Mizoram	Nagaland	Orissa		
501-Services and Service Fees	337971	—	—	—	—	—	—	—	—	1
800-Other Receipts	134836	—	—	—	—	—	19965	—	199	2
900-Deduct-Refunds	0	—	—	—	—	—	—	—	—	3
Total: Receipts from Civil Aviation	472807	0	0	0	0	0	19965	0	199	4

No. 48-1053-ACCOUNT of RECEIPTS from CIVIL AVIATION for the year ended 31st March, 2009-Concltd.

(In thousands of rupees)

Item No.	STATE GOVERNMENTS								Total carried over
	Goa	Gujarat	Haryana	Himachal Pradesh	Jammu and Kashmir	Jharkhand	Karnataka	Kerala	
1	-	-	-	-	-	-	3179	-	337971
2	-	-	5174	-	-	-	42	-	134836
3	-	-	-	-	-	-	-	-	0
4	0	0	5174	0	0	0	3221	0	472807

No. 48-1053-ACCOUNT of RECEIPTS from CIVIL AVIATION for the year ended 31st March, 2009-Concltd.

(In thousands of rupees)

Item No.	STATE GOVERNMENTS								Total
	Punjab	Rajasthan	Sikkim	Tamil Nadu	Tripura	Uttar Pradesh	Uttarakhand	West Bengal	
1	-	-	-	-	-	19	2784	-	340774
2	2307330	-	-	-	-	-	-	19	2462349
3	-	-	-	-	-	-201	-	-	-201
4	2307330	0	0	0	0	(A) -182	2784	19	2802922

(A) Minus figure is due to excess refunds amounting to Rs. 201 thousands of revenue receipts of earlier year over less receipt of Rs. 19 thousands of current year.

No. 48-A-3053-ACCOUNT of EXPENDITURE on CIVIL AVIATION for the year ended 31st March, 2009

(In thousands of rupees)

	Union Government	U.T. Govt. Puducherry	STATE GOVERNMENTS							Item No.
			Andhra Pradesh	Arunachal Pradesh	Assam	Bihar	Chhattisgarh	NCT Delhi	Goa	
01- Air Services-										
190-Assistance to Public Sector and Other Undertakings	--	--	134622	--	--	--	--	--	--	1
800- Other Expenditure	460382	--	--	--	--	--	--	--	--	2
Total: 01	460382	0	134622	0	0	0	0	0	0	3
02-Air Ports-										
102- Aerodromes.	--	--	--	--	--	2458	--	--	--	4
190-Assistance to Public Sector and Other Undertakings	--	--	--	--	--	--	--	--	--	5
796- Tribal Area Sub-Plan	--	--	--	--	--	--	--	--	--	6
800- Other Expenditure	--	--	--	--	--	--	--	--	2330	7
Total: 02	0	0	0	0	0	2458	0	0	2330	8
60-Other Aeronautical Services-										
101-Communications	--	--	--	--	--	--	--	--	--	9
102-Navigation and Air Route Services	--	--	--	--	--	--	--	--	--	10
Total: 60	0	0	0	0	0	0	0	0	0	11
80- General-										
001-Direction and Administration	156029	--	--	13185	--	--	--	--	--	12
003-Training and Education	8167	--	1000	--	--	16648	--	--	--	13
004-Research and Development	21397	--	--	--	--	--	--	--	--	14
101-Inspection	84605	--	--	--	--	--	--	--	--	15
789- Special Component Plan for Scheduled Castes	--	--	--	--	--	--	--	--	--	16
796- Tribal Area Sub-Plan	--	--	--	--	--	--	--	--	--	17
798-International Co-operation	20555	--	--	--	--	--	--	--	--	18
800-Other Expenditure	6667428	--	27200	--	--	--	--	--	--	19
Total: 80	6958181	0	28200	13185	0	16648	0	0	0	20
Total: Expenditure on Civil Aviation	7418563	0	162822	13185	0	19106	0	0	2330	21
Charged	--	--	--	--	--	--	--	--	--	22
Voted	7418563	0	162822	13185	0	19106	0	0	2330	23

No. 48-A-3053-ACCOUNT of EXPENDITURE on CIVIL AVIATION for the year ended 31st March, 2009-Contd.

(In thousands of rupees)

Item No.	STATE GOVERNMENTS								Total carried over
	Gujarat	Haryana	Himachal Pradesh	Jammu and Kashmir	Jharkhand	Karnataka	Kerala	Madhya Pradesh	
1	--	--	--	--	--	--	--	--	134622
2	--	--	--	--	--	--	--	--	460382
3	0	0	0	0	0	0	0	0	595004
4	--	--	--	--	--	--	--	--	2458
5	--	--	--	--	--	--	--	--	0
6	--	--	--	--	1000000	--	--	--	1000000
7	--	--	--	--	--	--	--	--	2330
8	0	0	0	0	1000000	0	0	0	1004788
9	--	--	--	--	--	--	--	--	0
10	--	--	--	--	--	--	--	3400	3400
11	0	0	0	0	0	0	0	3400	3400
12	--	10827	2205	--	--	--	--	--	182246
13	--	3758	--	--	1424	6863	--	190	38050
14	--	--	--	--	--	--	--	--	21397
15	--	--	--	--	--	--	--	--	84605
16	--	--	--	--	--	--	--	2550	2550
17	--	--	--	--	--	--	--	2535	2535
18	--	--	--	--	--	--	--	--	20555
19	--	--	1000	--	--	--	--	--	6695628
20	0	14585	3205	0	1424	6863	0	5275	7047566
21	0	14585	3205	0	1001424	6863	0	8675	8650758
22	--	--	--	--	--	--	--	--	0
23	0	14585	3205	0	1001424	6863	0	8675	8650758

No. 48-A-3053-ACCOUNT of EXPENDITURE on CIVIL AVIATION for the year ended 31st March, 2009-Contd.

	Total brought forward	(In thousands of rupees)						STATE GOVERNMENTS	Item No.
		Maharashtra	Manipur	Meghalaya	Mizoram	Nagaland	Orissa		
01- Air Services-									
190-Assistance to Public Sector and Other Undertakings	134622	--	--	--	--	49999	--	--	1
800- Other Expenditure	460382	--	--	--	--	--	--	--	2
Total: 01	595004	0	0	0	0	49999	0	0	3
02-Air Ports-									
102- Aerodromes	2458	136309	--	--	--	--	1050	--	4
190-Assistance to Public Sector and Other Undertakings	0	776500	--	--	--	--	--	--	5
796- Tribal Area Sub-plan	1000000	--	--	--	--	--	--	--	6
800- Other Expenditure	2330	--	--	--	--	--	--	--	7
Total: 02	1004788	912809	0	0	0	0	1050	0	8
60-Other Aeronautical Services-									
101-Communications	0	--	--	--	28045	--	6119	--	9
102-Navigation and Air Route Services	3400	--	--	--	--	--	--	--	10
Total: 60	3400	0	0	0	28045	0	6119	0	11
80- General-									
001-Direction and Administration	182246	--	--	--	--	--	--	--	12
003-Training and Education	38050	9420	--	--	--	--	2288	--	13
004-Research and Development	21397	--	--	--	--	--	--	--	14
101-Inspection	84605	--	--	--	--	--	--	--	15
789- Special Component Plan for Scheduled Castes	2550	--	--	--	--	--	--	--	16
796- Tribal Area Sub-Plan	2535	--	--	--	--	--	--	--	17
798-International Co-operation	20555	--	--	--	--	--	--	--	18
800-Other Expenditure	6695628	--	--	--	--	--	--	--	19
Total: 80	7047566	9420	0	0	0	0	2288	0	20
Total: Expenditure on Civil Aviation	8650758	922229	0	0	28045	49999	9457	0	21
Charged	0	--	--	--	--	--	--	--	22
voted	8650758	922229	0	0	28045	49999	9457	0	23

No. 48-A-3053-ACCOUNT of EXPENDITURE on CIVIL AVIATION for the year ended 31st March, 2009-Concl'd.

(In thousands of rupees)

Item No.	STATE GOVERNMENTS								Total
	Punjab	Rajasthan	Sikkim	Tamil Nadu	Tripura	Uttarakhand	Uttar Pradesh	West Bengal	
1	-	-	-	-	-	-	-	-	184621
2	-	-	-	-	-	-	-	-	460382
3	0	0	0	0	0	0	0	0	645003
4	-	-	-	-	-	418	6881	-	147116
5	-	-	-	-	-	-	-	-	776500
6	-	-	-	-	-	-	-	-	1000000
7	-	-	-	-	-	-	-	-	2330
8	0	0	0	0	0	418	6881	0	1925946
9	-	-	-	-	-	-	-	-	34164
10	-	-	-	-	-	-	-	-	3400
11	0	0	0	0	0	0	0	0	37564
12	2998	-	-	-	-	-	-	-	185244
13	14459	-	-	752	-	42299	3951	3386	114605
14	-	-	-	-	-	-	-	-	21397
15	-	-	-	-	-	-	-	-	84605
16	-	-	-	-	-	-	-	-	2550
17	-	-	-	-	-	-	-	-	2535
18	-	-	-	-	-	-	-	-	20555
19	136875	-	-	-	-	-	-	-	6832503
20	154332	0	0	752	0	42299	3951	3386	7263994
21	154332	0	0	752	0	42717	10832	3386	9872507
22	-	-	-	-	-	-	-	-	0
23	154332	0	0	752	0	42717	10832	3386	9872507

Economic Services.

No. 48-B-5053-ACCOUNT of CAPITAL OUTLAY on CIVIL AVIATION during and to the end of the year 2008-09

	(In thousands of rupees)	
	Expenditure	
	During the year	To end of the year
UNION GOVERNMENT		
01-Air Services		
190-Investments in Public Sector and Other Undertakings	--	520
02-Air Ports-		
001-Direction and Administration	--	--
102-Aerodromes	8518	4880806
190-Investments in Public Sector and Other Undertakings	726300	7215207
796-Tribal Area Sub- Plan	--	--
800-Other Expenditure	35347	721098
911-Deduct- Recoveries of Overpayments	--	-1239
60-Other Aeronautical Services-		
800-Other Expenditure	--	1419254
80-General-		
003-Training and Education	584093	1323377
004-Research and Development	11007	197071
052-Machinery and Equipment	--	2802
797-Transfer to/from Reserve Funds and Deposit Accounts	--	-4411
799-Suspense	--	-38754
800-Other Expenditure	--	224772
Total: Union Government	1365265	15940503
STATE GOVERNMENTS		
ANDHRA PRADESH		
60-Other Aeronautical Services-		
101-Communication	--	6900
80-General		
800-Other Expenditure	460303	622149
Total: Government of Andhra Pradesh	460303	629049
ARUNACHAL PRADESH		
80-General-		
800-Other Expenditure	70907	553861
Total: Government of Arunachal Pradesh	70907	553861
BIHAR		
02-Air Ports-		
102-Aerodromes	40396	302986
Total: Government of Bihar	40396	302986
CHHATTISGARH		
02-Air Ports-		
001-Direction and Administration	--	--
102-Aerodromes	68	39493
60-Other Aeronautical Services-		
052-Machinery and Equipment	--	680212
102-Navigation and Air Route Services	--	--
796-Tribal Area Sub-Plan	--	--
Total: Government of Chhattisgarh	68	719705

COMBINED FINANCE AND REVENUE ACCOUNTS OF THE UNION AND STATE GOVERNMENTS IN INDIA FOR THE YEAR 2008-09

No. 48-B-5053-ACCOUNT of CAPITAL OUTLAY on CIVIL AVIATION during and to the end of the year 2008-09 Contd.

	(In thousands of rupees)	
	Expenditure	
	During the year	To end of the year
GOA		
02-Air Ports		
800-Other Expenditure	--	45131
Total Government of Goa	0	45131
GUJARAT		
02-Air Ports-		
102-Aerodromes	251	103000
60-Other Aeronautical Services-		
101-Communications	22418	240237
80-General-		
800-Other Expenditure	17120	26763
Total Government of Gujarat	39789	370000
HARYANA		
60-Other Aeronautical Services-		
052-Machinery and Equipment	374853	431937
800-Other Expenditure	7444	94179
Total Government of Haryana	382297	526116
HIMACHAL PRADESH		
02-Air Ports-		
102-Aerodromes	1000	297738
796-Tribal Area Sub-Plan	--	1134
80-General		
796-Tribal Area Sub-Plan	6140	80627
800-Other Expenditure	--	286499
Total Government of Himachal Pradesh	7140	665998
JHARKHAND		
02- Air Ports		
190-Investments in Public Sector and Other Undertakings	--	--
800- Other Expenditure	--	--
80- General		
800- Other Expenditure	--	--
Total Government of Jharkhand	0	0
KARNATAKA		
02- Air Ports		
190-Investments in Public Sector and Other Undertakings	--	26000
800- Other Expenditure	--	53159
80- General		
800- Other Expenditure	--	48175
Total Government of Karnataka	0	127334
KERALA		
02- Air Ports		
190- Investments in Public Sector and Other Undertakings	450000	1762767
Total Government of Kerala	450000	1762767

No. 48-B-5053-ACCOUNT of CAPITAL OUTLAY on CIVIL AVIATION during and to the end of the year 2008-09 Contd.

	(In thousands of rupees)	
	Expenditure	
	During the year	To end of the year
MADHYA PRADESH		
01-Air Services-		
800-Other Expenditure	--	278435
02-Air Ports-		
001-Direction and Administration	--	2547
102-Aerodromes	116377	909317
60-Other Aeronautical Services-		
052-Machinery and Equipment	--	1
102-Navigation and Air Route Services	--	12257
796-Tribal Area Sub-Plan	--	812
Total: Government of Madhya Pradesh	116377	(A) 1203369
MAHARASHTRA		
02-Air Ports-		
102-Aerodromes	--	109014
800-Other Expenditure	--	227734
Total: Government of Maharashtra	0	336748
MEGHALAYA		
02-Air Ports-		
102-Aerodromes	--	255900
Total : Govt. of Meghalaya	0	255900
MIZORAM		
60-Other Aeronautical Services-		
001- Direction and Administration	--	6626
101- Communication	10000	1011955
Total:Government of Mizoram	10000	1018581
ORISSA		
02-Air Ports-		
102-Aerodromes	11143	63112
60-Other Aeronautical Services-		
052-Machinery and Equipment	--	7383
101-Communications	--	17737
800-Other Expenditure	--	42652
Total:Government of Orissa	11143	130884

(A) Includes Rs.66995 thousands yet to be allocated between Madhya Pradesh and Chhattisgarh.

No. 48-B-5053-ACCOUNT of CAPITAL OUTLAY on CIVIL AVIATION during and to the end of the year 2008-09 Concid.

	(In thousands of rupees)	
	During the year	To end of the year
PUNJAB		
02-Air Ports-		
102-Aerodromes	1643474	4834065
800- Other Expenditure	--	1801
80-General-		
003-Training and Education	--	3422
800-Other Expenditure	--	153573
Total: Government of Punjab	1643474	4992861
RAJASTHAN		
01- Air Services		
190- Investment in Public Sector and Other Undertakings	18227	18227
Total: Government of Rajasthan	18227	18227
SIKKIM		
02-Air Ports-		
102-Aerodromes	500000	778646
Total: Government of Sikkim	500000	778646
TAMILNADU		
80-General-		
003-Training and Education	--	319
Total: Government of Tamilnadu	0	319
UTTARAKHAND		
02-Air Ports-		
102-Aerodromes	--	--
800- Other Expenditure	37005	1415731
80-General-		
003-Training and Education	--	--
Total: Government of Uttarakhand	37005	1415731
UTTAR PRADESH		
02-Air Ports-		
102-Aerodromes	--	198404
800-Other Expenditure	112243	1962162
80-General-		
003-Training and Education	--	16770
800-Other Expenditure	601325	1860486
Total: Government of Uttar Pradesh	713568	4037822
WEST BENGAL		
02-Air Ports-		
102-Aerodromes	210	118716
Total: Government of West Bengal	210	118716
Total: Capital Outlay on Civil Aviation	5866169	35933027

No. 48-C-7053-ACCOUNT of LOANS for CIVIL AVIATION showing the amounts ADVANCED and REPAYED during the year ended 31st March, 2009 and the BALANCES of such LOANS at the commencement and at the end of the year 2008-09

	(In thousands of rupees)								Item No.
	Union Government	U.T. Govt. Puducherry	STATE GOVERNMENTS						
			Andhra Pradesh	Arunachal Pradesh	Assam	Bihar	Chhattisgarh	Goa	
190-Loans to Public Sector and Other Undertakings-									
Balance 1st April, 2008	-211987	—	1202779	—	—	—	—	—	1
Advanced During the year	276200	—	162732	—	—	—	—	—	2
Repaid during the year	175000 (A)	—	—	—	—	—	—	—	3
Balance 31st March, 2009	-110787	0	1365511	0	0	0	0	0	4
800-Other Loans-									
Balance 1st April, 2008	—	—	40000	—	—	—	—	—	5
Advanced During the year	—	—	—	—	—	—	—	—	6
Repaid during the year	—	—	—	—	—	—	—	—	7
Balance 31st March, 2009	0	0	40000	0	0	0	0	0	8
Total: Loans for Civil Aviation-									
Balance 1st April, 2008	-211987	0	1242779	0	0	0	0	0	9
Advanced During the year	276200	0	162732	0	0	0	0	0	10
Repaid during the year	175000 (A)	0	0	0	0	0	0	0	11
Balance 31st March, 2009	-110787	0	1405511	0	0	0	0	0	12
Interest received and credited to revenue	2139	—	—	—	—	—	—	—	13

(A) Adverse balance is under investigation.

**No. 48-C-7053-ACCOUNT of LOANS for CIVIL AVIATION showing the amounts ADVANCED and REPAID
during the year ended 31st March, 2009 and the BALANCES of such LOANS at the
commencement and at the end of the year 2008-09-Contd.**

(In thousands of rupees)

Item No.	STATE GOVERNMENTS								Total carried over
	Gujarat	Haryana	Himachal Pradesh	Jammu and Kashmir	Jharkhand	Karnataka	Kerala	Madhya Pradesh	
1	--	--	--	--	--	--	1000	--	991792
2	--	--	--	--	--	--	--	--	438932
3	--	--	--	--	--	--	--	--	175000
4	0	0	0	0	0	0	1000	0	1255724
5	--	87	--	--	--	--	--	50	40137
6	--	--	--	--	--	--	--	--	0
7	--	--	--	--	--	--	--	--	0
8	0	87	0	0	0	0	0	50	40137
9	0	87	0	0	0	0	1000	50	1031929
10	0	0	0	0	0	0	0	0	438932
11	0	0	0	0	0	0	0	0	175000
12	0	87	0	0	0	0	1000	50	1295861
13	--	--	--	--	--	--	--	--	2139

Loans and Advances

No. 48-C-7053-ACCOUNT of LOANS for CIVIL AVIATION showing the amounts ADVANCED and REPAYED during the year ended 31st March, 2009 and the BALANCES of such LOANS at the commencement and at the end of the year 2008-09-Contd.

	Total brought forward	STATE GOVERNMENTS						Item No.
		Maharashtra	Manipur	Meghalaya	Mizoram	Nagaland	Orissa	
(In thousands of rupees)								
190-Loans to Public Sector and Other Undertakings-								
Balance 1st April, 2008	991792	--	--	--	--	--	--	1
Advanced During the year	438932	--	--	--	--	--	--	2
Repaid during the year	175000	--	--	--	--	--	--	3
Balance 31st March, 2009	1255724	0	0	0	0	0	0	4
800-Other Loans-								
Balance 1st April, 2008	40137	--	--	--	--	--	350	5
Advanced During the year	0	--	--	--	--	--	--	6
Repaid during the year	0	--	--	--	--	--	--	7
Balance 31st March, 2009	40137	0	0	0	0	0	350	8
Total-Loans for Civil Aviation-								
Balance 1st April, 2008	1031929	0	0	0	0	0	350	9
Advanced During the year	438932	0	0	0	0	0	0	10
Repaid during the year	175000	0	0	0	0	0	0	11
Balance 31st March, 2009	1295861	0	0	0	0	0	350	12
Interest received and credited to revenue	2139	--	--	--	--	--	--	13

No. 48-C-7053-ACCOUNT of LOANS for CIVIL AVIATION showing the amounts ADVANCED and REPAID during the year ended 31st March, 2009 and the BALANCES of such LOANS at the commencement and at the end of the year 2008-09-Concl.

Item No.	STATE GOVERNMENTS								Total
	Punjab	Rajasthan	Sikkim	Tamil Nadu	Tripura	Uttar Pradesh	Uttarakhand	West Bengal	
1	--	--	--	--	--	--	--	--	991792
2	--	26200	--	--	--	--	--	--	465132
3	--	--	--	--	--	--	--	--	175000
4	0	26200	0	0	0	0	0	0	1281924
5	--	--	--	64	--	--	--	--	40551
6	--	--	--	--	--	--	--	--	0
7	--	--	--	--	--	--	--	--	0
8	0	0	0	64	0	0	0	0	40551
9	0	0	0	64	0	0	0	0	1032343
10	0	26200	0	0	0	0	0	0	465132
11	0	0	0	0	0	0	0	0	175000
12	0	26200	0	64	0	0	0	0	1322475
13	--	--	--	--	--	--	--	--	2139

Loans and Advances

No. 49-1054-ACCOUNT of RECEIPTS from ROADS AND BRIDGES for the year ended 31st March, 2009

(In thousands of rupees)

	Union Government	U.T. Govt. Puducherry	STATE GOVERNMENTS							Item No.
			Andhra Pradesh	Arunachal Pradesh	Assam	Bihar	Chhattisgarh	NCT Delhi	Goa	
011-Rent	--	--	--	--	265	--	--	--	--	1
101-National High Ways Permanent Bridges	796668	--	47664	--	110724	--	--	--	--	2
102-Tolls on Roads	--	--	--	--	13	2077	47209	--	4	3
800-Other Receipts	340836	7846	254931	--	557974	261970	37791	--	99001	4
900-Deduct-Refunds	--	--	--	--	--	--	--	--	--	5
Total: Receipts from Roads and Bridges	1137504	7846	302595	0	668976	264047	85000	0	99005	6

No. 49-1054-ACCOUNT of RECEIPTS from ROADS AND BRIDGES for the year ended 31st March, 2009-Contd.

(In thousands of rupees)

	Total brought forward	STATE GOVERNMENTS						Item No.
		Maharashtra	Manipur	Meghalaya	Mizoram	Nagaland	Orissa	
011-Rent	265	--	--	--	--	--	--	1
101-National High Ways Permanent Bridges	955056	--	--	--	--	--	--	2
102-Tolls on Roads	854068	23834	--	663	--	9573	--	3
800-Other Receipts	2650550	91886	3567	--	1125	1283	584114	4
900-Deduct-Refunds	-94	--	--	--	--	--	--	5
Total: Receipts from Roads and Bridges	4459845	115720	3567	663	1125	10856	584114	6

No. 49-1054-ACCOUNT of RECEIPTS from ROADS AND BRIDGES for the year ended 31st March, 2009-Contd.

(In thousands of rupees)

Item No.	STATE GOVERNMENTS								Total carried over
	Gujarat	Haryana	Himachal Pradesh	Jammu and Kashmir	Jharkhand	Karnataka	Kerala	Madhya Pradesh	
1	---	---	---	---	---	---	---	---	265
2	---	---	---	---	---	---	---	---	955056
3	660875	---	704	---	79323	470	18516	44877	854068
4	77384	144014	74030	---	113612	366662	313243	1256	2650550
5	---	---	---	---	---	---	94	---	94
6	738259	144014	74734	0	192935	367132	331665	46133	4459845

No. 49-1054-ACCOUNT of RECEIPTS from ROADS AND BRIDGES for the year ended 31st March, 2009-Conclid.

(In thousands of rupees)

Item No.	STATE GOVERNMENTS								Total
	Punjab	Rajasthan	Sikkim	Tamil Nadu	Tripura	Uttarakhand	Uttar Pradesh	West Bengal	
1	---	---	---	---	---	---	---	---	265
2	---	---	---	---	---	---	---	---	955056
3	---	58162	---	2701	---	11657	434750	85620	1481028
4	3242	25641	---	453000	---	2253	172154	100184	4088999
5	---	---	---	---	---	---	---	---	94
6	3242	83803	0	455701	0	13910	606904	185804	6525254

Economic Services

No. 49-A-3054-ACCOUNT of EXPENDITURE on ROADS AND Bridges for the year ended 31st March, 2009

(In thousands of rupees)

	Union Government	U.T. Govt. Puducherry	STATE GOVERNMENTS							Item No.	
			Andhra Pradesh	Arunachal Pradesh	Assam	Bihar	Chhattisgarh	NCT Delhi	Goa		
01-National Highways-											
001-Direction and Administration	--	--	--	--	--	--	--	--	--	--	1
052-Machinery and Equipment	2302	--	--	--	--	--	--	--	--	--	2
104-National Highways Urban Links	--	--	--	--	--	--	--	--	--	--	3
337-Road Works	9711919	--	--	--	--	--	--	90153	--	--	4
799-Suspense	--	--	--	--	--	--	--	--	--	--	5
800-Other Expenditure	--	--	--	--	179621	--	--	--	--	--	6
911-Deduct-Recoveries of Overpayments	--	--	--	--	--	--	--	--	--	--	7
Total: 01	9714221	0	0	0	179621	0	0	90153	0	0	8
02-Strategic and Border Roads-											
337-Road Works	1101809	--	--	--	33585	--	--	--	--	--	9
796-Tribal Area Sub-Plan	--	--	--	--	--	--	--	--	--	--	10
799-Suspense	--	--	--	--	--	--	--	--	--	--	11
800-Other Expenditure	482203	--	--	--	--	--	--	--	--	--	12
Total: 02	1584012	0	0	0	33585	0	0	0	0	0	13
03-State Highways-											
001-Direction and Administration	--	--	--	--	--	--	--	--	--	--	14
052-Machinery and Equipment	--	--	--	--	--	18317	--	--	--	--	15
102-Bridges	500	--	--	--	--	--	--	--	6499	--	16
103-Maintenance and Repairs	--	2800	--	--	--	--	128416	--	--	--	17
337-Road Works	1500	22990	775233	--	1600724	1659425	489917	--	124813	--	18
799-Suspense	--	--	--	--	--	-2149	--	--	--	--	19
800-Other Expenditure	--	--	--	--	--	--	--	--	139	--	20
911-Deduct- Recoveries of Overpayments	--	--	--	--	--	-170	--	--	--	--	21
Total: 03	2000	25790	775233	0	1600724	1675423	618333	0	131451	0	22
04-District and Other Roads-											
010- Minimum Needs Programmes	--	--	--	--	--	--	--	--	--	--	23
102-Bridges	--	--	--	--	--	--	--	--	--	--	24
105-Maintenance and Repairs	--	5970	--	241500	--	1849900	555983	--	--	--	25
191-Assistance to Local Bodies, and Corporation etc.	--	--	1260000	--	--	--	--	--	--	--	26
192-Assistance to Municipalities/Municipal Councils	--	--	--	--	--	--	--	--	--	--	27
196-Assistance to Zila Parishads/District level Panchayats	242400	--	2559798	--	--	--	--	--	--	--	28
197-Assistance to Block Panchayats/ Intermediate level Panchayats	114083	--	--	--	--	--	--	--	--	--	29
198-Assistance to Gram Panchayat	112696	--	--	--	--	--	--	--	--	--	30
337-Road Works	78063613	20467	--	601652	--	--	2069849	57213	--	--	31
502-Expenditure awaiting transferred to other head of account	--	--	--	--	--	--	--	--	--	--	32
789-Special Component Plan for Scheduled Castes	--	187647	159658	--	--	--	--	--	--	--	33
796-Tribal Area Sub-Plan	--	--	50282 (A)	--	--	--	--	--	--	--	34
797-Transfer to/from Reserve Fund and Deposit Accounts	--	--	2736300	--	--	--	--	--	--	--	35
798-International Co-operatives	471	--	--	--	--	--	--	--	--	--	36
800-Other Expenditure	33316	70843	8389898 (B)	724799	--	--	--	4538723	748148	--	37
911-Deduct-Recoveries of Overpayments	--	-14747	--	--	--	--	--	--	--	--	38
Total: 04	78566579	270180	15155936	1567951	0	1849900	2625832	4595936	748147	0	39

(A) Represents the amount transferred to Central Road Fund.

(B) Excludes Rs. 257 thousands (charged) met out of advance from the Contingency Fund during the year 2007-08 but not recouped to the fund during the year 2008-09.

COMBINED FINANCE AND REVENUE ACCOUNTS OF THE UNION AND STATE GOVERNMENTS IN INDIA FOR THE YEAR 2008-09

No. 49-A-3054-ACCOUNT of EXPENDITURE on ROADS AND Bridges for the year ended 31st March, 2009-Contd.

(In thousands of rupees)

Item No.	STATE GOVERNMENTS								Total carried over
	Gujarat	Haryana	Himachal Pradesh	Jammu and Kashmir	Jharkhand	Karnataka	Kerala	Madhya Pradesh	
1	-	-	-	-	-	33110	220504	-	253614
2	-	-	-	-	-	13336	-	-	15638
3	-	-	-	-	-	-	2068	-	2068
4	-	-	-	-	-	128740	-	165502	10096314
5	-	-	-	-	-	-154	-	-	-154
6	-	-	-	205	-	-	2599	-	182425
7	-	-	-	-	-	-	-	-	0
8	0	0	0	205	0	175032	225171	165502	10549905
9	-	-	-	-	-	-	-	-	1135394
10	-	-	36	-	-	-	-	-	36
11	-	-	-	-	-	-	-	-	0
12	-	-	-	-	-	-	-	-	482203
13	0	0	36	0	0	0	0	0	1617633
14	-	-	-	-	-	50774	-	-	50774
15	-	-	-	-	410	-	-	-	18727
16	-	-	-	-	-	26	-	-	7025
17	-	-	1944956	-	-	-	355456	-	2431628
18	-	617307	-	-	966070	660051	-	341437	7259467
19	-	-	-	-	-	-	-	-	-2149
20	-	-	-	-	-	-	-	-	139
21	-	-	-	-	-	-	-	-	-170
22	0	617307	1944956	0	966480	710851	355456	341437	9765441
23	-	-	-	-	-	-	-	-	0
24	-	-	-	-	-	-	-	-	0
25	-	-	3948980	-	-	1871740	689378	-	9163451
26	-	-	-	-	-	-	-	-	1260000
27	-	-	-	-	-	-	-	-	0
28	-	-	-	-	-	-	-	-	2802198
29	-	-	-	-	-	-	-	-	114083
30	-	-	-	-	-	-	-	-	112696
31	5686309	2678881	-	-	-	4031275	-	2348632	95557891
32	-	-	-	-	-	-	-	-	0
33	-	-	-	-	-	-	-	-	347305
34	1243300	-	470823	-	-	-	-	-	1764405
35	-	-	-	-	-	-	-	-	2736300
36	-	-	-	-	-	-	-	-	471
37	31381	-	20852	-	-	195167	-	2778928	17532055
38	-	-	-	-	-	-	-	-	-14748
39	6960990	2678881	4440655	0	0	6098182	689378	5127560	131376107

Economic Services

No. 49-A-3054-ACCOUNT of EXPENDITURE on ROADS AND Bridges for the year ended 31st March, 2009-Contd.

(In thousands of rupees)

	Total brought forward	STATE GOVERNMENTS						Item No.
		Maharashtra	Manipur	Meghalaya	Mizoram	Nagaland	Orissa	
01-National Highways-								
001-Direction and Administration	253614	--	--	--	--	--	--	1
052-Machinery and Equipment	15638	--	--	--	--	--	--	2
104-National Highways Urban Links	2068	--	--	--	--	--	44971	3
337-Road Works	10096314	--	--	--	--	--	--	4
799-Suspense	-154	--	--	--	--	--	-823	5
800-Other Expenditure	182425	--	--	--	--	--	--	6
911-Deduct-Recoveries of Overpayments	0	--	--	--	--	--	--	7
Total: 01	10549905	0	0	0	0	0	44148	8
02-Strategic and Border Roads-								
337-Road Works	1135394	--	--	--	--	--	--	9
796-Tribal Area Sub-Plan	36	--	--	--	--	--	--	10
799-Suspense	0	--	--	--	--	--	--	11
800-Other Expenditure	482203	--	--	--	--	--	--	12
Total: 02	1617633	0	0	0	0	0	0	13
03-State Highways-								
001-Direction and Administration	50774	--	--	--	--	--	--	14
052-Machinery and Equipment	18727	--	--	--	--	--	--	15
102-Bridges	7025	10867564	13908	--	--	--	--	16
103-Maintenance and Repairs	2431628	--	--	--	--	312612	--	17
337-Road Works	7259467	--	127946	--	--	--	426272	18
799-Suspense	-2149	--	--	--	--	--	--	19
800-Other Expenditure	139	--	--	--	--	--	--	20
911-Deduct-Recoveries of Overpayments	-170	--	--	--	--	--	--	21
Total: 03	9765441	10867564	141854	0	0	312612	426272	22
04-District and Other Roads-								
010- Minimum Needs Programmes	0	--	--	--	--	--	--	23
102-Bridges	0	--	19722	--	--	--	--	24
105-Maintenance and Repairs	9163451	--	--	--	--	5567	--	25
191-Assistance to Local Bodies and Corporation etc.	1260000	--	--	--	--	--	--	26
192-Assistance to Municipalities/Municipal Councils	0	--	--	--	--	--	--	27
196-Assistance to Zila Parishads/District level Panchayats	2802198	--	--	--	--	--	--	28
197-Assistance to Block Panchayats/ Intermediate level Panchayats	114083	--	--	--	--	--	--	29
198-Assistance to Gram Panchayat	112696	--	--	--	--	--	--	30
337-Road Works	95557891	367272	468343	--	5055	--	7273440	31
502-Expenditure awaiting transferred to other head of account	0	--	--	--	--	--	--	32
789-Special Component Plan for Scheduled Castes	347305	--	--	--	--	--	--	33
796-Tribal Area Sub-Plan	1764405	387738	--	--	--	--	--	34
797-Transfer to/from Reserve Fund and Deposit Accounts	2736300	--	--	--	--	--	--	35
798-International Co-operatives	471	--	--	--	--	--	--	36
800-Other Expenditure	17532055	7289641	--	747870	145984	--	--	37
911-Deduct-Recoveries of Overpayments	-14748	-10279	--	--	--	--	--	38
Total: 04	131376107	8034372	488065	747870	151039	5567	7273440	39

No. 49-A-3054-ACCOUNT of EXPENDITURE on ROADS AND Bridges for the year ended 31st March, 2009-Contd.

(In thousands of rupees)

Item No.	STATE GOVERNMENTS								Total
	Punjab	Rajasthan	Sikkim	Tamil Nadu	Tripura	Uttarakhand	Uttar Pradesh	West Bengal	
1	--	--	--	158867	--	--	--	--	412481
2	--	--	--	--	--	--	--	--	15638
3	--	--	--	--	--	--	--	--	47039
4	--	--	--	--	--	--	--	20772	10117086
5	--	--	--	--	--	--	--	--	-977
6	--	--	--	17490	--	--	--	--	199915
7	--	--	--	--	--	--	--	--	0
8	0	0	0	176357	0	0	0	20772	10791182
9	--	1170033	--	--	--	--	--	--	2305427
10	--	--	--	--	--	--	--	--	36
11	--	--	--	--	--	--	--	--	0
12	--	--	--	--	--	--	--	--	482203
13	0	1170033	0	0	0	0	0	0	2787666
14	--	--	--	--	--	--	--	--	50774
15	--	--	--	-7571	--	--	--	--	11156
16	--	--	--	--	--	--	--	--	10888497
17	--	--	--	--	--	--	--	113266	2857506
18	829101	1038333	--	1077795	--	--	--	792793	11551707
19	--	--	--	--	--	--	--	--	-2149
20	--	--	--	5066	--	--	5616	533871	544692
21	--	--	--	--	--	--	--	--	-170
22	829101	1038333	0	1075290	0	0	5616	1439930	25902013
23	--	--	--	--	--	--	--	--	0
24	--	--	--	--	--	--	--	--	19722
25	--	--	240070	--	--	--	183330	20725	9613143
26	--	--	--	--	--	--	--	--	1260000
27	--	--	--	--	--	--	--	--	0
28	--	--	18589	--	--	--	--	--	2820787
29	--	--	--	--	--	--	--	--	114083
30	--	--	14190	--	--	--	--	--	126886
31	--	--	54998	7708944	--	1551895	13248812	--	126236650
32	--	--	--	--	--	--	--	--	0
33	--	--	1800	--	--	--	--	--	349105
34	--	--	6000	--	--	--	--	--	2158143
35	--	--	--	--	--	--	--	--	2736300
36	--	--	--	--	--	--	--	--	471
37	--	1770631	--	--	1154250	--	112678	1874939	30628048
38	--	--	--	--	--	--	--	--	-25027
39	0	1770631	335647	7708944	1154250	1551895	13544820	1895664	176038311

Economic Services

No. 49-A-3054-ACCOUNT of EXPENDITURE on ROADS AND Bridges for the year ended 31st March, 2009-Contd.

(In thousands of rupees)

	Union Government	U.T. Govt. Puduchery	STATE GOVERNMENTS							Item No.
			Andhra Pradesh	Arunachal Pradesh	Assam	Bihar	Chhattisgarh	NCT Delhi	Goa	
05-Roads of Inter State or Economic Importance-										
102-Bridges	-	-	-	-	-	-	-	-	-	1
337-Road Works	-	-	-	-	-	-	32620	-	-	2
797-Transfer to/from Reserve Funds and Deposit Accounts	-	-	-	-	-	-	-	-	-	3
799-Suspense	-	-	-	-	-	-	-	-	-	4
800-Other Expenditure	-	-	-	-	-	-	-	-	-	5
902-Deduct-amount met from Central Road Fund	-	-	-	-	-	-	-	-	-	6
Total: 05	0	0	0	0	0	0	32620	0	0	7
06-Central Road Funds-										
800-Other Expenditure	-	-	-	-	-	-	-	-	-	8
Total:06	0	0	0	0	0	0	0	0	0	9
80-General-									(A)	
001-Direction and Administration	25868	66657	686309	118518	1880351	1386339	57684	-	-15496	10
003-Training	-	-	10132	-	1393	-	-	-	-	11
004-Research and Development	10008	-	-	-	-	-	-	-	-	12
052-Machinery and Equipment	1200	40	-	-	14066	-	-	-	14755	13
107-Railway Safety Works	7739000	-	-	-	-	-	-	-	-	14
190-Assistance to Public Sector and Other Undertakings	-	-	-	-	-	-	-	-	-	15
191-Assistance to Local Bodies Corporations etc.	-	-	-	-	-	-	-	-	-	16
192-Assistance to Municipalities/ Municipal Councils	83400	-	-	-	-	-	-	-	-	17
193- Assistance to Notified Area Council	-	-	-	-	-	-	-	-	-	18
196-Assistance to Zila Parishads/ District level Panchayats	134500	-	-	-	-	-	-	-	-	19
197-Assistance to Block Panchayats/ Intermediate level Panchayats	-	-	-	-	-	-	-	-	-	20
198-Assistance to Gram Panchayats	-	-	-	-	-	-	-	-	-	21
789- Special Component Plan for Scheduled Castes	-	-	-	-	-	-	-	-	-	22
796-Tribal Area Sub-Plan	-	-	-	-	-	-	-	-	-	23
797-Transfer to/from Reserve Fund and Deposit Accounts	137223900	-	-	-	-	-	-	-	-	24
799-Suspense	-2029	-	-	-	403	-	-	-	4604	25
800-Other Expenditure	-	10303	-	-	151499	-	25143	-	44484	26
902-Deduct-Amount met from National Highways Permanent Bridges Fee fund	-	-	-	-	-	-	-	-	-	27
903-Deduct- Amount met from central road fund	-48201500	-	-	-	-	-	-	-	-	28
911-Deduct-Recovery of Overpayments	-	-48	-	-	-	-	-	-	-	29
Total: 80	97014347	76952	696441	118518	2047712	1386339	82827	0	48347	30
Total: Expenditure on Roads and Bridges	186881159	372922	16627610	1686469	3861642	4911662	3449765	4595936	927945	31
Charged	-	-	1804	-	-	-	10404	-	-	32
Voted	186881159	372922	16625806	1686469	3861642	4911662	3439361	4595936	927945	33

(A) Minus expenditure is due to receipts and recoveries over expenditure.

COMBINED FINANCE AND REVENUE ACCOUNTS OF THE UNION AND STATE GOVERNMENTS IN INDIA FOR THE YEAR 2008-09

No. 49-A-3054-ACCOUNT of EXPENDITURE on ROADS AND Bridges for the year ended 31st March, 2009-Contd.

(In thousands of rupees)

Item No.	STATE GOVERNMENTS								Total carried over
	Gujarat	Haryana	Himachal Pradesh	Jammu and Kashmir	Jharkhand	Karnataka	Kerala	Madhya Pradesh	
1	--	--	--	--	--	--	9649	--	9649
2	--	--	--	--	--	--	506208	--	538828
3	--	--	--	--	--	--	448468	--	448468
4	--	--	--	--	--	--	--	--	0
5	--	--	--	--	--	--	--	--	0
6	--	--	--	--	--	--	-479527	--	-479527
7	0	0	0	0	0	0	484798	0	517418
8	--	--	--	--	--	--	--	--	0
9	0	0	0	0	0	0	0	0	0
10	952130	1054433	201961	482583	607934	--	(A) -69043	436871	7873099
11	--	--	--	--	--	--	--	--	11525
12	--	--	--	--	--	--	72825	--	82833
13	-110751	33411	--	--	--	--	(B) -49300	--	-96579
14	13586	--	--	--	--	--	21780	--	7774366
15	--	--	--	--	--	--	--	--	0
16	--	--	--	--	--	--	128993	--	128993
17	--	--	--	--	--	--	188331	--	271731
18	--	--	--	--	--	--	--	--	0
19	--	--	--	--	--	4398936	135972	--	4669408
20	--	--	--	--	--	50894	--	--	50894
21	--	--	--	--	--	--	1162710	--	1162710
22	--	--	--	--	--	--	--	--	0
23	354383	--	--	--	26293	--	--	--	380676
24	1046400	46000	--	--	--	1692343	--	--	140008643
25	19940	--	--	-13826	18	--	-1021	--	8089
26	6662539	61764	--	1329	439614	43745	7139960	7100	14587480
27	--	--	--	--	--	-546900	--	--	-546900
28	--	--	--	--	--	--	--	--	-48201500
29	-44	--	--	--	--	--	-177	--	-269
30	8938183	1195608	201961	470086	1073859	5639018	8731030	443971	128165199
31	15899173	4491796	6587608	470291	2040339	12623083	10485833	6078470	281991703
32	970	--	--	--	--	--	1297	7100	17963
33	15898203	4491796	6587608	470291	2040339	12623083	10484536	6071370	281973740

(A) Minus expenditure is due to credit being more than the debit during the year.

(B) Minus expenditure is due to credit on account of transfer of tools and plant charges on percentage basis to other heads of account being more than the debit during the year.

No. 49-A-3054-ACCOUNT of EXPENDITURE on ROADS AND Bridges for the year ended 31st March, 2009-Contd.

(in thousands of rupees)

	Total brought forward	STATE GOVERNMENTS						Item No.
		Maharashtra	Manipur	Meghalaya	Mizoram	Nagaland	Orissa	
05-Roads of Inter State or Economic Importance-								
102-Bridges	9649	-	-	-	-	-	-	1
337-Road Works	538828	166188	-	-	-	-	-	2
797-Transfer to/from Reserve Funds and Deposit Accounts	448468	-	-	-	-	-	-	3
799-Suspense	0	-	-	-	-	-	-	4
800-Other Expenditure	0	-	-	-	-	-	-	5
902-Deduct-amount met from Central Road Fund	-479527	-	-	-	-	-	-	6
Total: 05	517418	166188	0	0	0	0	0	7
06-Central Road Funds-								
800-Other Expenditure	0	-	-	-	-	-	-	8
Total:06	0	0	0	0	0	0	0	9
80-General-								
001-Direction and Administration	7873099	673022	47399	-	236306	576226	-	10
003-Training	11525	-	-	-	-	-	-	11
004-Research and Development	82833	100	-	-	581	-	-	12
052-Machinery and Equipment	-96579	77022	-14450	-	4819	(A) -12193	-	13
107-Railway Safety Works	7774366	99	-	-	-	-	382	14
190-Assistance to Public Sector and Other Undertakings	0	2059992	-	-	-	-	100000	15
191-Assistance to Local Bodies Corporations etc.	128993	-	-	-	-	-	86526	16
192-Assistance to Municipalities/ Municipal Councils	271731	-	-	-	-	-	240985	17
193- Assistance to Notified Area Council	0	-	-	-	-	-	228127	18
196-Assistance to Zila Parishads/ District level Panchayats	4669408	-	-	-	-	-	-	19
197-Assistance to Block Panchayats/ Intermediate level Panchayats	50894	-	-	-	-	-	-	20
198-Assistance to Gram Panchayats	1162710	-	-	-	-	-	-	21
789- Special Component Plan for Scheduled Castes	0	-	-	-	-	-	99191	22
796-Tribal Area Sub-Plan	380676	-	-	-	-	-	131542	23
797-Transfer to/from Reserve Fund and Deposit Accounts	140008643	3727315	-	-	-	-	-	24
799-Suspense	8089	-	-7954	-	-	382	-	25
800-Other Expenditure	14587480	352	34497	-	101150	-	217321	26
902-Deduct-Amount met from National Highways Permanent Bridges Fee fund	-546900	-	-	-	-	-	-	27
903-Deduct- Amount met from central road fund	-48201500	-	-	-	-	-	-	28
911-Deduct-Recovery of Overpayments	-269	-	-	-	-	-	-	29
Total: 80	128165199	6537902	59492	0	342856	564415	1104074	30
Total: Expenditure on Roads and Bridges	281991703	25606026	689411	747870	493895	882594	8847934	31
Charged	17963	262	-	-	-	-	258	32
Voted	281973740	25605764	689411	747870	493895	882594	8847676	33

(A) Minus expenditure is due to recoveries being more than expenditure during the year.

COMBINED FINANCE AND REVENUE ACCOUNTS OF THE UNION AND STATE GOVERNMENTS IN INDIA FOR THE YEAR 2008-09

No. 49-A-3054: ACCOUNT of EXPENDITURE on ROADS AND Bridges for the year ended 31st March, 2009-Concd.

(In thousands of rupees)

Item No.	STATE GOVERNMENTS								Total
	Punjab	Rajasthan	Sikkim	Tamil Nadu	Tripura	Uttarakhand	Uttar Pradesh	West Bengal.	
1									9649
2				24663					729679
3									448468
4									0
5									0
6									-479527
7	0	0	0	24663	0	0	0	0	708269
8									0
9	0	0	0	0	0	0	0	0	0
10	426190	603880	120884	(B) -169554				846116	11233568
11									11525
12			10921	126573					221008
13	(A) -1895		17958		19218			16287	10187
14		5865						82572	7863284
15									2159992
16									215519
17									512716
18									228127
19									4669408
20									50894
21									1162710
22									99191
23									512218
24		4050200		959515			300000	467212	149512885
25	9596		-2792	1569					8890
26		408		37393		16726	33772	34473	15063572
27				-823986					-1370886
28									-48201500
29			-14						-283
30	433891	4660353	146957	131510	19218	16726	333772	1446660	143963025
31	1262992	8639350	482604	9116764	1173468	1568621	13884208	4803026	360190466
32		783				2434		75	34625
33	1262992	8638567	482604	9116764	1173468	1566187	13884208	4802951	360155841

(A) Minus expenditure is due to excess of receipts over the expenditure during the year.

(B) Minus expenditure is due to pro-rata adjustment.

No. 49-B-5054-ACCOUNT of CAPITAL OUTLAY on ROADS AND BRIDGES during and to the end of the year 2008-09

	(In thousands of rupees)	
	Expenditure	
	During the year	To end of the year
UNION GOVERNMENT		
01-National Highways-		
052-Machinery and Equipment	25546	703835
101-Permanent Bridges	687139	7740559
190-Investments in Public Sector and Other Undertakings	69724700	345147200
337-Road Works	50455133	387592883
800-Other Expenditure	-	23342432
902-Deduct-Amount met from National Highway Permanent Bridges Fee Fund	-687139	-7814535
903-Deduct - Amount met from Central Road Fund	-69724700	-329317200
02-Strategic and Border Roads-		
052-Machinery and Equipment	-	140467
101-Bridges	-	73975
337-Road Works	8812105	77176861
800-Other Expenditure	-	3944953
03-State Highways-		
101-Bridges	699	269603
337-Road Works	190000	1831470
800-Other Expenditure	-	111566
04-District and Other Roads-		
101-Bridges	-	287219
337-Road Works	189400	2599468
800-Other Expenditure	480157	4448782
80-General-		
001-Direction and Administration	-	118424
190-Investments in Public Sector and Other Undertakings	-	2000000
796-Tribal Area Sub-Plan	92000	443333
797-Transfer to/from Reserve Funds and Deposit Accounts	-	-360818
799-Suspense	-	423
800-Other Expenditure	341291	2018328
Total: Union Government	60586331	522499228
UNION TERRITORY GOVERNMENT PUDUCHERRY		
01-National Highways-		
800-Other Expenditure	-	1110
03-State Highways-		
337-Road works	23179	375413
04-District and Other Roads-		
789-Special Component Plan for Scheduled Castes	9448	25793
800-Other Expenditure	161487	2460843
901-Deduct - Receipts and Recoveries on Capital Account	-88	-88

COMBINED FINANCE AND REVENUE ACCOUNTS OF THE UNION AND STATE GOVERNMENTS IN INDIA FOR THE YEAR 2008-09

No. 49-B-5054-ACCOUNT of CAPITAL OUTLAY on ROADS AND BRIDGES during and to the end of the year 2008-09-Contd.

	(In thousands of rupees)	
	Expenditure	
	During the year	To end of the year
PUDUCHERRY		
80-General-		
001-Direction and Administration	—	5603
800-Other Expenditure	—	3729
Total: Government of Puducherry	194026	2873034
STATE GOVERNMENTS		
ANDHRA PRADESH		
03-State Highways-		
101-Bridges	—	797532
337-Road Works	210368	10037434
796- Tribal Area Sub-plan	1650	1650
800-Other Expenditure	—	885
04-District and other Roads-		
789- Special Component Plan for SCs	42666	42666
796-Tribal Area Sub-Plan	19916	249547
797-Transfer to/from Reserve Fund and Deposit Account	—	2630220
800-Other Expenditure	9498838	71348445
902-Deduct-Amount met from Reserve Fund and Deposit Account	-2736310	-9059642
903-Deduct-Amount met from A.P.Rural Development Fund	-239917	-239917
80-General-		
001-Direction and Administration	1685732	4137575
190-Investments in Public Sector and Other Undertakings	—	10000
800-Other Expenditure	1923	2583535
902-Deduct - Amount met from Reserve Fund and Deposit Account	—	-58444
Total: Government of Andhra Pradesh	8484866	82481486
Charged	31341	—
Voted	8453525	82481486
ARUNACHAL PRADESH		
04-District and Other Roads-		
800-Other Expenditure	6132872	25435323
Total: Government of Arunachal Pradesh	6132872	25435323
Charged	20199	—
Voted	6112673	25435323
ASSAM		
01-National Highways-		
001-Direction and Administration	—	50577
337-Road Works	—	3360
800-Other Expenditure	73300	84216
02-Strategic Border Road-		
337-Road Works	199073	2640345
800-Other Expenditure	—	9851
03-State Highways-		
052-Machinery and Equipment	—	632350
101-Bridges	—	1225982
337-Road Works	2418910	15445023
799-Suspense	—	—
800-Other Expenditure	743320	6108616

(A) Includes Rs. 31211 thousands being the expenditure incurred upto 31st October, 1956 in Ex; Hyderabad State.

No. 49-B-5054-ACCOUNT of CAPITAL OUTLAY on ROADS AND BRIDGES during and to the end of the year 2008-09-Contd.

	(In thousands of rupees)	
	Expenditure	
	During the year.	To end of the year
ASSAM		
04-District and Other Roads-		
010-Other than Minimum-Needs Programme	1226597	8034866
052-Machinery and Equipment	—	—
337-Road Works	565376	574216
789-Special Component Plan for Scheduled Castes		
796- Tribal Area Sub-Plan	89792	412202
800-Other Expenditure	294425	4644525
80-General-		
001-Direction and Administration	307	9970
789-Special Component Plan for Scheduled Castes	—	8892
800-Other Expenditure	—	19
Total: Government of Assam	5611100	39885010
BIHAR		
03-State Highways-		
052-Machinery and Equipment	68386	512219
101-Bridges	6172411	26187157
337-Road works	18636140	55701517
796-Tribal Area Sub-Plan	—	119332
799-Suspense	-286024	407226
800-Other Expenditure	—	1636
04-District and Other Roads-		
800-Other Expenditure	—	5253
05-Roads of Inter State Economic Importance-		
101-Bridges	—	7150
337-Road Work	—	12177
80-General-		
003-Training	2030	2069
004-Research	—	910
800-Other Expenditure	—	25808
Total: Government of Bihar	24592943	82982454
CHHATTISGARH		
03-State Highways-		
001-Direction and Administration	—	—
052-Machinery and Equipment	—	—
101-Bridges	937814	4092019
337-Road works	3462702	8738789
789-Special Component Plan for Scheduled Castes	115745	160946
794-Special Central Assistance for Tribal Sub-Plan	—	—
796-Tribal Area Sub-Plan	1031722	7256022

No. 49-B-5054-ACCOUNT of CAPITAL OUTLAY on ROADS AND BRIDGES during and to the end of the year 2008-09-Contd.

	(In thousands of rupees)	
	Expenditure	
	During the year	To end of the year
CHHATTISGARH		
04-District and Other Roads-		
101-Bridges	72464	220615
337-Road works	9957	10866
789-Special Component Plan for Scheduled Castes	763480	2133191
794-Special Central Assistance for Tribal Sub-Plan	-	-
796-Tribal Area Sub-Plan	1781901	8090424
800-Other Expenditure	1907992	8470898
80-General-		
190- Investments in Public Sector and Other Undertakings	-	276000
789-Tribal Area sub plan	-	1000000
796-Tribal Area Sub-Plan	-	750000
797-Transfer to/from Reserve Funds of Deposit Accounts	-	-
800-Other Expenditure	-	2252
Total : Government of Chhattisgarh	10083777	41202022
NCT DELHI		
04-District and Other Roads-		
800-Other Expenditure	11177933	50880555
Total: Government of NCT Delhi	11177933	50880555
Charged	-	385
Voted	11177933	50880170
GOA		
01-National Highways-		
337-Road Works	-	806
03-State Highways-		
101-Bridges	7156	949863
337-Road works	178177	630119
901- Deduct- Receipts and Recoveries on Capital Accounts	-	-430
04-District and Other Roads-		
101-Bridges	-	3288166
789-Scheduled Castes Development	-	11078
796-Scheduled Tribes Development	144748	211216
800-Other Expenditure	1140144	4459751
901-Deduct - Receipts and Recoveries on Capital Account	-6	-5020
05-Roads of Inter-State or Economic Importance-		
052-Machinery and Equipments	-	30211
337-Road Works	-	166740
800-Other Expenditure	-	-
80-General-		
001-Direction and Administration	-	203154
800-Other Expenditure	96428	413066
Total: Government of Goa	1566647	10358720
Charged	677	-
Voted	1565970	10358720
GUJARAT		
01-National Highway-		
190-Investments in Public Sector and Other Undertakings	-	109721
337-Road Works	292564	3323423
02-Strategic and Border Roads-		
800-Other Expenditure	-	15759
		Economic Services

No. 49-B-5054-ACCOUNT of CAPITAL OUTLAY on ROADS AND BRIDGES during and to the end of the year 2008-09-Contd.

	(In thousands of rupees)	
	Expenditure	
	During the year	To end of the year
GUJARAT		
03-State Highways-		
101-Bridges	324526	3138536
190-Investments in Public Sector and Other Undertakings	326800	1973078
337-Road Works	7558193	54879013
796-Tribal Area Sub-Plan	1343190	4640343
800-Other Expenditure	—	7659
04-Disitric and Other Roads-		
337-Road Works	222163	222163
796-Tribal Area Sub-Plan	—	207579
800-Other Expenditure	96799	4167777
80-General-		
797-Transfer to/from Reserve Funds and Deposit Accounts	-1046400	-8235132
800-Other Expenditure	8510	354905
Total: Government of Gujarat	9126345	64804824
HARYANA		
03-State Highways-		
052-Machinery and Equipment	—	29860
101-Bridges	587722	2126684
337-Road works	2782382	9503376
04-District and Other Roads-		
101-Bridges	—	1666006
337-Road Works	3574167	18382818
789-Road Works	185466	185466
80-General-		
001-Direction and Administration	—	129870
004- Research	879	1180
190-Investments in Public Sector and Other Undertakings	—	701223
800-Other Expenditure	180815	616674
Total: Government of Haryana	7311431	33343157
HIMACHAL PRADESH		
02-Strategic and Border Roads-		
052-Machinery and Equipment	—	8873
337-Road Works	—	1585503
796-Tribal Area Sub-Plan	—	220950
03-State Highways-		
052-Machinery and Equipment	5550	59885
101-Bridges	216438	470674
337-Road Works	2245950	11839370
789-Special Component Plan for Scheduled castes	490769	498180
796-Tribal Area Sub-Plan	63210	405731
799-Suspense	878	-8043
800-Other Expenditure	—	1522938

No. 49-B-5054-ACCOUNT of CAPITAL OUTLAY on ROADS AND BRIDGES during and to the end of the year 2008-09-Contd.

	(In thousands of rupees)	
	Expenditure	
	During the year	To end of the year
HIMACHAL PRADESH		
04-District and other Roads-		
101-Bridges	—	-328
337-Road Works	572025	4525230
789-Special Component Plan for Scheduled castes	482881	814444
796-Tribal Area Sub-Plan	401310	3547193
800-Other Expenditure	152410	5520113
05-Roads for Inter-State or Economic importance-		
052-Machinery and Equipment	—	16722
80-General-		
001-Direction and Administration	—	3314825
003-Training	832	4326
052-Machinery and Equipment	—	474780
190-Investments in Public Sector and Other Undertakings	—	250000
796-Tribal Area Sub-Plan	48911	1095517
799-Suspense	—	-15987
800-Other Expenditure	—	295425
901-Deduct - Receipts and Recoveries on Capital Account	—	-102376
Total: Government of Himachal Pradesh	4681164	36344580
Charged	—	—
Voted	4681164	36344580
JAMMU AND KASHMIR		
01-National Highways-		
052-Machinery and Equipment	—	2425
101-Permanent Bridges	—	18239
337-Road Works	624	467961
800-Other Expenditure	—	126444
02-Strategic and Border-		
101-Bridges	—	1031
337-Road Works	29108	88707
800-Other Expenditure	1437	3753
03-State Highways-		
001-Direction and Administration	12233	16087
052-Machinery & Equipment	1252	31884
101-Bridges	8214887	12821488
337-Road Works	36712	2152157
794-Special Central Assistance for Tribal Sub Plan	—	24182
796-Tribal Area Sub Plan	—	6357
799-Suspense	—	460
800-Other Expenditure	1093542	13859858

Economic Services

No. 49-B-5054-ACCOUNT of CAPITAL OUTLAY on ROADS AND BRIDGES during and to the end of the year 2008-09-Contd.

	(In thousands of rupees)	
	Expenditure	
	During the year	To end of the year
JAMMU AND KASHMIR		
04-District and Other Roads-		
101-Bridges	—	329034
337-Road Works	8998	2325148
800-Other Expenditure	—	15303650
05-Roads-		
101-Bridges	—	117387
337-Road Works	891	333163
800-Other Expenditure	—	30572
80-General-		
001-Direction and Administration	1413	24662
004-Research	—	38
052-Machinery & Equipment	—	6014
796-Tribal Area Sub Plan	—	9078
797-Transfer to/from Reserve Funds and Deposit Accounts	540100	2821700
800-Other Expenditure	25000	446272
902-Deduct-Amount Subvention from Central Road Fund	-878696	-2077460
Total: Government of Jammu and Kashmir	9087501	49290291
JHARKHAND		
03-State Highways-		
052 Machinery and Equipments	591	46295
101-Bridges	140986	975127
337-Road Works	1613045	5569765
796-Tribal Area Sub-Plan	3750693	12423823
799-Suspense	-35079	139886
Total: Government of Jharkhand	5470236	19154896
KARNATAKA		
01-National Highways-		
101-Bridges	—	29978
337-Road Works	—	135036
03-State Highways-		
101-Bridges	—	375613
337-Road Works	4381490	36302567
799- Suspense	-46174	-53476
04-District and other Roads-		
101-Bridges	—	50469
190-Investments in Public Sector and Other Undertakings	—	—
337-Road Works	821397	1909892
796-Tribal Area Sub-Plan	—	11619
800-Other Expenditure	8155308	39863490
05-Roads-		
101-Bridges	—	343248
337-Road Works	336530	1648798

No. 49-B-5054-ACCOUNT of CAPITAL OUTLAY on ROADS AND BRIDGES during and to the end of the year 2008-09-Contd.

	(In thousands of rupees)	
	Expenditure	
	During the year	To end of the year
KARNATAKA		
80-General-		
001-Direction and Administration	—	874717
052-Machinery and Equipment	1499	55357
190-Investments in Public Sector and Other Undertakings	5621339	17895042
800-Other Expenditure	2500000	3048522
902-Deduct- Amount met from Central Road Fund	-1291710	-6948497
Total: Government of Karnataka	20479679	95542375
KERALA		
01-National Highways-		
052-Machinery and Equipment	—	5073
101-Bridges	—	52013
337-Road Works	2111	110666
800-Other Expenditure	996	13796
03-State Highways-		
052-Machinery and Equipment	—	188514
101-Bridges	98384	777104
337-Road works	1117070	6399347
04-District and other Roads-		
800-Other Expenditure	3425483	27502891
05-Roads-		
337-Road Works	12808	91415
80-General-		
001-Direction and Administration	810129	6660593
004-Research	—	811
052-Machinery and Equipment	56709	291758
190-Investments in Public Sector and Other Undertakings	—	94250
800-Other Expenditure	376291	2940686
Total: Government of Kerala	5899981	45128917
MADHYA PRADESH		
01-National Highways-		
337-Road works	—	6
789-Special Component Plan for Scheduled Castes	—	—
03-State Highways-		
001-Direction and Administration	—	71449
052-Machinery and Equipment	—	27026
101-Bridges	1050306	4340884

No. 49-B-5054-ACCOUNT of CAPITAL OUTLAY on ROADS AND BRIDGES during and to the end of the year 2008-09-Contd.

	(In thousands of rupees)	
	Expenditure	
	During the year	To end of the year
MADHYA PRADESH		
337-Road works	4707699	22766363
789-Special Component Plan for Schedule Castes	1745194	4965317
794-Special Central Assistance to Tribal Sub-Plan	—	17489
796-Tribal Area Sub-Plan	1973009	7620379
04-District and other Roads-		
337-Road works	733634	1677878
789-Special Component Plan for Schdeuled Caste	1032399	3806304
794-Special Central Assistance to Tribal Sub-Plan	—	838370
796-Tribal Area Sub-Plan	1465592	7669892
800-Other Expenditure	2827896	21031899
05-Road of Inter State Economic importance-		
337-Road works	501667	5043849
789- Special Component Plan for Scheduled Castes	—	29167
800- Other Expenditure	—	400000
80-General-		
190-Investments in Public Sector and Other Undertakings	10000	180000
796-Tribal Area Sub-Plan	—	1062459
797-Transfer to/from Reserve Funds and Deposit Accounts	—	-1042
800-Other Expenditure	326314	695241
Total: Government of Madhya Pradesh	16373710	82242930
MAHARASHTRA		
03-State Highways-		
001-Direction & Administration	—	40774
101-Bridges	251691	15842335
337-Roadworks	4326968	21181353
796-Tribal Area Sub-Plan	—	135162
800-Other Expenditure	52742	10075479
04-District and Other Roads-		
010-Minimum Needs Program	—	633690
101-Bridges	6399	6399
337-Road Works	608184	608184
796-Tribal Area Sub-Plan	4743679	12833030
800-Other Expenditure	9871394	67525267
901-Deduct - Receipts and Recoveries on Capital Account	—	-641118
80-General-		
001-Direction and Administration	17320	435813
190-Investments in Public Sector and Other Undertakings	—	52656
796-Tribal Area Sub-Plan	—	9959398
797-Transfer to/from Reserve Funds and Deposit Accounts	—	-146
800-Other Expenditure	—	182620
901-Deduct - Receipts and Recoveries on Capital Account	—	-2493
Total: Government of Maharashtra	19878377	138868403

(A) Includes Rs. 11650721 thousands yet to be allocated between Madhya Pradesh and Chhattisgarh.

No. 49-B-5054-ACCOUNT of CAPITAL OUTLAY on ROADS AND BRIDGES during and to the end of the year 2008-09-Contd.

		(In thousands of rupees)	
		Expenditure	
		During the year	To end of the year
MANIPUR			
01-National Highways-			
052-Machinery and Equipment		—	6092
337-Road Works		—	112611
800-Other Expenditure		—	22148
02-Strategic and Border Roads-			
101-Bridges		—	45740
337-Road Works		—	3817
800-Other Expenditure		—	292283
03-State Highways-			
052-Machinery and Equipment		522	193237
101-Bridges		3939	415796
337-Road Works		150367	1512230
800-Other Expenditure		—	297037
04-District and Other Roads-			
337-Road Works		—	165674
800-Other Expenditure		153706	5157794
05-Roads			
101-Bridges		207385	626072
337-Road works		1633286	4184296
80-General-			
004-Research		1881	72006
800-Other Expenditure		58534	155976
Total: Government of Manipur		2209620	13262809
MEGHALAYA			
01-National Highways-			
337-Road Works		—	3524
02-Strategic and Border Roads-			
001-Direction and Administration		—	182694
800-Other Expenditure		—	—
03-State Highways-			
337-Road Works		—	40
04-District and Other Roads-			
001-Direction and Administration		—	—
800-Other Expenditure		1587884	14747121
Total: Government of Meghalaya		1587884	14933379
Charged		1735	
Voted		1586149	14933379
MIZORAM			
01-National Highways-			
101-Permanent Bridges		—	48
337-Road Works		52600	159600
800-Other Expenditure		—	328206

No. 49-B-5054-ACCOUNT of CAPITAL OUTLAY on ROADS AND BRIDGES during and to the end of the year 2008-09-Contd.

	(In thousands of rupees)	
	Expenditure	
	During the year	To end of the year
MIZORAM		
03-State Highways-		
052-Machinery and Equipment	—	55077
337-Road Works	103830	4951991
800-Other Expenditure	—	703495
04-District and Other Roads-		
101-Bridges	—	68516
337-Road works	—	44018
800-Other Expenditure	258048	4773805
80-General-		
001-Direction and Administration	—	231
Total: Government of Mizoram	414478	11084987
NAGALAND		
01-National Highways-		
800-Other Expenditure	—	32600
03-State Highways-		
800-Other Expenditure	—	685646
04-District and Other Roads-		
010-Other than Minimum Needs Programme	—	65032
800-Other Expenditure	938882	9661577
05-Roads-concltd.		
800-Other Expenditure	3951	3951
80-General-		
800-Other Expenditure	44774	576674
Total: Government of Nagaland	987607	11025480
ORISSA		
01-National Highways-		
337-Road Works	133590	181238
02-Strategic and Boarder Roads-		
337-Road works	—	34225
796-Tribal Area Sub-Plan	—	877
03-State Highways-		
101-Bridges	185	1974025
337-Road Works	500367	2516992
789- Special Component Plan for Scheduled Castes	816894	933634
796-Tribal Area Sub-Plan	614165	3667234
798-Project Financed from Central Road Fund Scheme	—	4000
799-Suspense	—	2572
800-Other Expenditure	1426	352918
04-District and Other Roads-		
337- Road Works	703098	1731914
789- Special Component Plan for Scheduled Castes	955218	2015128
796-Tribal Area Sub-Plan	1960761	8597550
800-Other Expenditure	3499655	24918587

No. 49-B-5054-ACCOUNT of CAPITAL OUTLAY on ROADS AND BRIDGES during and to the end of the year 2008-09-Contd.

(In thousands of rupees)
Expenditure

	During the year	To end of the year
ORISSA		
05-Roads-		
101-Bridges	—	23676
337-Road Works	114503	331023
789- Special Component Plan for Scheduled Castes	147295	598592
796- Tribal Area Sub-Plan	214890	318016
80-General-		
004-Research	—	100
337-Road Works	—	63369
800-Other Expenditure	52968	67051
901-Deduct - Receipts and Recoveries on Capital Account	—	-9601
Total: Government of Orissa	9715015	48317976
PUNJAB		
01-National Highways-		
101-Permanent Bridges	—	7859
02-Strategic and Border Roads-		
101-Bridges	—	9831
337-Road Works	—	627312
800-Other Expenditure	—	32904
03-State Highways-		
001-Direction and Administration	—	524285
052-Machinery and Equipment	—	88006
101-Bridges	1620282	3769270
337-Road Works	—	3087094
800-Other Expenditure	1611287	19873416
04-District and Other Roads-		
337-Road Works	—	13268
80-General-		
004-Research	—	582
052-Machinery and Equipment	—	(A) -846
797-Transfer to/from Reserve Fund and Deposit Accounts	34319	221768
800- Other Expenditure	—	77974
Total: Government of Punjab	3265888	28332723
RAJASTHAN		
02-Strategic and Border Roads-		
337-Road Works	530372	3686572
03-State Highways-		
337-Road Works	188528	5122229
799-Suspense	—	59213
04-District and Other roads-		
101-Bridges	—	—
337-Road Works	—	—
796-Tribal Area Sub-Plan	—	912383
800-Other Expenditure	1835554	28140279
05-Roads-		
337-Road Works	205466	508470

(A) Progressive minus expenditure is due to the cumulative effect of excess of recoveries over expenditure.

No. 49-B-5054-ACCOUNT of CAPITAL OUTLAY on ROADS AND BRIDGES during and to the end of the year 2008-09-Contd.

	(In thousands of rupees)	
	During the year	To end of the year
RAJASTHAN		
80-General-		
001-Direction and Administration	223109	2211791
190-Investments in Public Sector and Other Undertakings	--	(A) 350000
796-Tribal Area Sub-Plan	--	67502
800-Other Expenditure	40565	649566
Total: Government of Rajasthan	3023594	41708005
SIKKIM		
02-Strategic and Border Roads-		
337-Road Works	--	309517
901- Deduct amount met from Sikkim Transport Infrastructure Development Fund	-52203	-52203
04-District and other Roads-		
101-Bridges	83428	321173
337-Road Works	1021249	6842891
789-Special; Component Plan for Schedule Castes	17478	35001
796- Tribal Area Sub-Plan	77353	137852
800-Other Expenditure	--	128336
05-Roads-		
052-Machinery and Equipment	10800	151350
337-Road Works	118821	334027
80-General-		
800-Other Expenditure	--	7533
Total: Government of Sikkim	1276926	8215477
TAMIL NADU		
01-National Highways-		
101-Permanent Bridges	--	-8
337-Road Works	462	131372
800-Other Expenditure	--	802
03-State Highways-		
052-Machinery and Equipment	--	245726
101-Bridges	33215	301433
337-Road Works	6240452	16753714
04-District and Other Roads-		
101-Bridges	59259	3017562
337-Road Works	8236494	(B) 54640937
789-Special Component Plan for Scheduled Castes	1517234	4551999
800-Other Expenditure	432093	5957793
05-Road-		
337-Road Works	253925	1452590
80-General-		
004-Research	106	17703
796-Tribal Area Sub-Plan	--	488326
800-Other Expenditure	10429770	42884099
902-Deduct - Amount met from Reserve Fund	-258369	-2040581
Total: Government of Tamil Nadu	26944641	128403467

(A) Investment in Rajasthan State Road Development and Construction Corporation (Rs. 100000 thousands) and Road Infrastructure Development Company of Rajasthan Limited (Rs. 250000 thousands).

(B) Includes Rs.(-)245951 thousands adjusted proforma in rectification of misclassification during previous years.

No. 49-B-5054-ACCOUNT of CAPITAL OUTLAY on ROADS AND BRIDGES during and to the end of the year 2008-09-Contd.


		(In thousands of rupees)	
		Expenditure	
		During the year	To end of the year
TRIPURA			
02-Strategic and Border Roads-			
001-Direction and Administration		--	156
337-Road Works		158760	2314687
800-Other Expenditure		64941	64941
03-State Highways-			
337-Road Works		--	384571
04-District and Other Roads-			
101-Bridges		1497	1497
337-Road Works		3334	3334
800-Other Expenditure		2694983	12918123
80-General-			
004-Research		--	8293
Total: Government of Tripura		2923515	15695602
UTTAR PRADESH			
01-National Highways-			
337-Road works		--	10216
03-State Highways-			
052-Machinery & Equipment		--	5329
101-Bridges		--	745403
337-Road Works		1894229	8506400
799-Suspense		42613	522440
04-District and Other Roads-			
101-Bridges		6291449	22991027
337-Road Works		33962688	172073611
799-Suspense		--	105793
800-Other Expenditure		1876449	10820089
05-Roads-			
101- Bridges		--	100000
337-Road Works		5224788	24196943
799-Suspense		--	78537
80-General-			
004-Research		--	2401
190-Investments in Public Sector and Other Undertakings		--	2230922
797-Transfer to/from Reserve Funds and Deposit Accounts		--	-29000
800-Other Expenditure		27498	13277630
			(A)
Total: Government of Uttar Pradesh		49319714	255637741
UTTARAKHAND			
01-National Highways-			
800-Other Expenditure		--	113305
03-State Highways-			
052-Machinery and Equipment		24642	156434
101-Bridges		703854	1982862
799-Suspense		18496	125335

(A) Includes Rs.53488056 thousands yet to be allocated between Uttar Pradesh and Uttarakhand.

No. 49-B-5054-ACCOUNT of CAPITAL OUTLAY on ROADS AND BRIDGES during and to the end of the year 2008-09-Concl'd.

	(In thousands of rupees)	
	Expenditure	
	During the year	To end of the year
UTTARAKHAND		
04-District & Other Roads-		
337-Road Works	—	8891
796-Tribal Area Sub-Plan	311403	1076499
799-Suspense	—	-1119
800-Other Expenditure	6317651	28852819
80-General-		
001-Direction & Administration	—	—
800-Other Expenditure	20000	20169
Total: Government of Uttarakhand	7396046	32335195
WEST BENGAL		
01-National Highways-		
337-Road Works	211	155000
789-Special Component Plan for Scheduled Castes	—	28554
796-Tribal Area Sub-Plan	—	508
03-State Highways-		
052-Machinery and Equipment	23479	1354529
101-Bridges	—	6293
337-Road Works	1206562	10108880
789-Special Component Plan for Scheduled Castes	177265	778940
796-Tribal Area Sub-Plan	54642	187660
799-Suspense	43706	501824
800-Other Expenditure	334268	1352884
04-District and Other Roads-		
101-Bridges	7584	29755
337-Road Works	1538839	14763843
789-Special Component Plan for Scheduled Castes	657702	3534885
796-Tribal Area Sub-Plan	186540	1666411
797-Transfer to/from Reserve Funds and Deposit Accounts	—	-2812
800-Other Expenditure	—	4326091
901-Deduct- Receipts and Recoveries on Capital Account	—	-2
05-Roads-		
800-Other Expenditure	12731	227689
80-General-		
797-Transfer to/from Reserve Fund and Deposit Accounts	-1341054	-4465167
800-Other Expenditure	525712	6064676
Total: Government of West Bengal	3340775	40620441
Total: Capital Outlay on Roads and Bridges	339144622	2072891487

Economic Services



No. 50-1055-ACCOUNT of RECEIPTS from ROAD TRANSPORT for the year ended 31st March, 2009

	Union Government	U.T. Govt. Puducherry	STATE GOVERNMENTS							Item No.
			Andhra Pradesh	Arunachal Pradesh	Assam	Bihar	Chhattisgarh	NCT Delhi	Goa	
101-Receipts under Rail Road Co-ordination	—	—	—	3975	—	481	—	—	—	1
201-Government Transport Services	—	—	—	—	—	—	—	—	—	2
701-Government Transport Services	—	—	—	—	—	—	—	—	—	3
800-Other Receipts	993504	—	—	100464	21	—	—	—	—	4
900-Deduct-Refunds	—	—	—	—	—	—	—	—	—	5
Total: Receipts from Road Transport	993504	0	0	104439	21	481	0	0	0	6

No. 50-1055-ACCOUNT of RECEIPTS from ROAD TRANSPORT for the year ended 31st March, 2009Contd.

	Total brought forward	STATE GOVERNMENTS						Item No.
		Maharashtra	Manipur	Meghalaya	Mizoram	Nagaland	Orissa	
101-Receipts under Rail Road Co-ordination	4456	—	—	—	—	484	—	1
201-Government Transport Services	6391778	—	—	—	—	—	—	2
701-Government Transport Services	885	—	—	—	—	—	—	3
800-Other Receipts	1153647	—	—	—	20735	93282	—	4
900-Deduct-Refunds	0	—	—	—	—	—	—	5
Total: Receipts from Road Transport	7550766	0	0	0	20735	93766	4	6

COMBINED FINANCE AND REVENUE ACCOUNTS OF THE UNION AND STATE GOVERNMENTS IN INDIA FOR THE YEAR 2008-09

No. 50-1055-ACCOUNT of RECEIPTS from ROAD TRANSPORT for the year ended 31st March, 2009 Contd.

(In thousands of rupees)

Item No.	STATE GOVERNMENTS								Total carried over
	Gujarat	Haryana	Himachal Pradesh	Jammu and Kashmir	Jharkhand	Karnataka	Kerala	Madhya Pradesh	
1	--	--	--	--	--	--	--	--	4456
2	--	6391778	--	--	--	--	--	--	6391778
3	882	--	--	--	--	3	--	--	885
4	--	58651	1007	--	--	--	--	--	1153647
5	--	--	--	--	--	--	--	--	0
6	882	6450429	1007	0	0	3	0	0	7550766

No. 50-1055-ACCOUNT of RECEIPTS from ROAD TRANSPORT for the year ended 31st March, 2009 Concl'd.

(In thousands of rupees)

Item No.	STATE GOVERNMENTS								Total
	Punjab	Rajasthan	Sikkim	Tamil Nadu	Tripura	Uttarakhand	Uttar Pradesh	West Bengal	
1	--	--	--	--	--	--	4203	--	9143
2	1151783	--	176374	--	--	--	--	--	7719935
3	3900	--	--	--	--	--	--	--	4785
4	2957	--	--	--	1371	5023	73945	--	1350964
5	--	--	--	--	--	--	-240	--	-240
6	1158640	0	176374	0	1371	5023	77908	0	9084587

Economic Services

No. 50-A-3055-ACCOUNT of EXPENDITURE on ROAD TRANSPORT for the year ended 31st March, 2009

	Union Government	U.T. Govt. Puducherry	STATE GOVERNMENTS							Item No.
			Andhra Pradesh	Arunachal Pradesh	Assam	Bihar	Chhattisgarh	NCT Delhi	Goa	
001-Direction and Administration	2460	1159		5376	26937				72513	1
003-Training									7359	2
004-Research	1233882	2809			2307					3
104-Government Transport Services	270013									4
190-Assistance to Public Sector and other Undertakings			1600000		100000			190000		5
201-Haryana Roadways	1016646									6
337- Roads Works										7
502-Expenditure awaiting transferred to										8
796-Tribal Area Sub-Plan	2920									9
797-Transfer to/from Reserve Funds and Deposit Account.										10
800-Other Expenditure				436526					91959	11
901-Deduct Amount to be met from Motor										12
911-Deduct- Recoveries of Over Payments										13
Total: Expenditure on Road Transport	2525921	3968	1600000	441902	129244	0	0	190000	171831	14
Charged	8000									15
Voted	2517921	3968	1600000	441902	129244	0	0	190000	171831	16

No. 50-A-3055-ACCOUNT of EXPENDITURE on ROAD TRANSPORT for the year ended 31st March, 2009-Contd.

	Total brought forward	STATE GOVERNMENTS						Item No.	
		Maharashtra	Manipur	Meghalaya	Mizoram	Nagaland	Orissa		
001-Direction and Administration	218168				146364	35564		1	
003-Training	7359							2	
004-Research	1238998							3	
104-Government Transport Services	270013							4	
190-Assistance to Public Sector and other Undertakings	5986200							5	
201-Chandigarh Transport Undertaking	9127058							6	
337- Roads Works	0							7	
502-Expenditure awaiting transferred to	0							8	
796-Tribal Area Sub-Plan	2920							9	
797-Transfer to/from Reserve Funds and Deposit Account.	0							10	
800-Other Expenditure	2345660		300			21933	207012	66010	11
901-Deduct Amount to be met from Motor	-2000								12
911-Deduct- Recoveries of Over Payments	-323								13
Total: Expenditure on Road Transport	19194053		300	0	0	168297	242576	66010	14
Charged	251100								15
Voted	18942953		300	0	0	168297	242576	66010	16

No. 50-A-3055-ACCOUNT of EXPENDITURE on ROAD TRANSPORT for the year ended 31st March, 2009-Contd.

Item No.	STATE GOVERNMENTS								Total carried over
	Gujarat	Haryana	Himachal Pradesh	Jammu and Kashmir	Jharkhand	Karnataka	Kerala	Madhya Pradesh	
1		73915	35808						218168
2									7359
3									1238998
4									270013
5	3616200		480000						5986200
6		8110412							9127058
7									0
8									0
9									2920
10									0
11	13482	82976	43386			1433272	244059		2345660
12		-2000							-2000
13							-323		-323
14	3629682	8265303	559194	0	0	1433272	243736	0	19194053
15							243100		251100
16	3629682	8265303	559194	0	0	1433272	636	0	18942953

No. 50-A-3055-ACCOUNT of EXPENDITURE on ROAD TRANSPORT for the year ended 31st March, 2009-Concl'd.

Item No.	STATE GOVERNMENTS								Total
	Punjab	Rajasthan	Sikkim	Tamil Nadu	Tripura	Uttar Pradesh	Uttarakhand	West Bengal	
1	56800			1811	3822	498024	105116	16025	1081694
2	1395								8754
3									1238998
4									270013
5						668	773	3371482	9359123
6	(A) 1783082		203282						11113422
7									0
8									0
9									2920
10								27091	27091
11	5546	119213		12000				69396	2847070
12									-2000
13								-1000	-1323
14	1846823	119213	203282	13811	3822	498692	105889	3482994	25945762
15									251100
16	1846823	119213	203282	13811	3822	498692	105889	3482994	25694662

(A) Includes Rs.4,89,45 thousands on account of book adjustment

No. 50-B-5055-ACCOUNT of CAPITAL OUTLAY on ROAD TRANSPORT during and to the end of the year 2008-09

	(In thousands of rupees)	
	Expenditure	
	During the year	To end of the year
UNION GOVERNMENT		
050-Lands and Buildings	51381	238534
102-Acquisition of Fleet	72295	567934
201-Chandigarh Transport Undertaking	23440	296703
796-Tribal Area Sub-Plan	—	22150
800-Other Expenditure	1153	16797
901-Deduct-Receipts and Recoveries on Capital Account	—	-10500
Total: Union Government	148269	1131618
UNION TERRITORY GOVERNMENT PUDUCHERRY		
190 - Investments in Public Sector and Other Undertakings	1780	44780
800-Other Expenditure	—	480
Total: Government of Puducherry	1780	45260
STATE GOVERNMENTS		
ANDHRA PRADESH		
050-Lands and Buildings	—	303
190 - Investments in Public Sector and Other Undertakings	—	1506961
195 - Investment in Co-operatives	—	8394
800-Other Expenditure	—	312715
Total: Government of Andhra Pradesh	0	1828373
ARUNACHAL PRADESH		
050-Lands and Buildings	5821	103684
102-Acquisition of Fleet	15533	329218
103-Workshop Facilities	16098	114052
800-Other Expenditure	—	116745
Total: Government of Arunachal Pradesh	37452	663699
ASSAM		
050-Lands and Buildings	—	75334
102-Acquisition of Fleet	—	38100
103 -Workshop Facilities	—	2323
190 - Investments in Public Sector and Other Undertakings	242378	4170234
799-Suspense	—	500
800-Other Expenditure	—	18695
902-Deduct-Amount met from the Depreciation Reserve Fund	—	-15099
Total: Government of Assam	242378	4290087

No. 50-B-5055-ACCOUNT of CAPITAL OUTLAY on ROAD TRANSPORT during and to the end of the year 2008-09-Contd.

	(In thousands of rupees)	
	Expenditure	
	During the year	To end of the year
BIHAR		
190 - Investments in Public Sector and Other Undertakings	—	731254
796-Tribal Area Sub-Plan	—	110830
799-Suspense	—	1
800-Other Expenditure	—	2630
Total: Government of Bihar	0	844715
CHHATTISGARH		
190 - Investments in Public Sector and Other Undertakings	—	—
796-Tribal Area Sub-Plan	—	—
800-Other Expenditure	—	—
Total: Government of Chhattisgarh	0	0
NCT DELHI		
050-Lands and Buildings	838301	3928289
190 - Investments in Public Sector and Other Undertakings	9815000	40505552
800-Other Expenditure	732893	2355035
Total: Government of NCT Delhi	11386194	46788876
GOA		
050-Lands and Buildings	335	74255
102-Acquisition of Fleet	—	875
190 - Investments in Public Sector and Other Undertakings	33000	448933
901- Deduct- Receipts and Recoveries on Capital Account	—	-33
Total: Government of Goa	33335	524030
GUJARAT		
190 - Investments in Public Sector and Other Undertakings	150000	5468223
Total: Government of Gujarat	150000	5468223
HARYANA		
050-Lands and Buildings	143055	1125649
102-Acquisition of Fleet	1272255	8599677
103-Workshop Facilities	10304	94542
190 - Investments in Public Sector and Other Undertakings	2000	62000
800-Other Expenditure	286773	511162
902- Deduct- Amount met from Motor Transport Depreciation Reserve Fund	-620000	-3835880
Total: Government of Haryana	1094387	6557150
HIMACHAL PRADESH		
050-Lands and Buildings	—	212163
102-Acquisition of Fleet	—	1561
103-Workshop Facilities	—	82
190 - Investments in Public Sector and Other Undertakings	224900	2469274
789-Special Component Plan for Scheduled Castes	75000	75000
796-Tribal Area Sub-Plan	26570	306849
800-Other Expenditure	155248	634230
Total: Government of Himachal Pradesh	481718	3699159

No. 50-B-5055-ACCOUNT of CAPITAL OUTLAY on ROAD TRANSPORT during and to the end of the year 2008-09-Contd.

	(In thousands of rupees)	
	Expenditure	
	During the year	To end of the year
JAMMU AND KASHMIR		
050-Lands and Buildings	—	52017
102-Acquisition of Fleet	—	172601
103-Workshop Facilities	—	15826
190 - Investments in Public Sector and Other Undertakings	—	886211
796-Tribal Area Sub-Plan	—	—
800-Other Expenditure	92138	345685
Total: Government of Jammu and Kashmir	92138	1472340
JHARKHAND		
190 - Investments in Public Sector and Other Undertakings	19524	182009
796- Tribal Area Sub-Plan	8901	43020
Total: Government of Jharkhand	28425	225029
KARNATAKA		
050- Lands and Buildings	120000	220000
190 - Investments in Public Sector and Other Undertakings	1010000	7280826
796-Tribal Area Sub-Plan	—	—
800-Other Expenditure	922626	924126
902- Deduct- Amount met from Infrastructure Initiative Fund	—	-670000
Total: Government of Karnataka	2052626	7754952
KERALA		
190 - Investments in Public Sector and Other Undertakings	250001	2012662
800-Other Expenditure	52599	171193
Total: Government of Kerala	302600	2183855
MADHYA PRADESH		
190 - Investments in Public Sector and Other Undertakings	—	(A) 1353568
796-Tribal Area Sub-Plan	—	(A) 66200
800-Other Expenditure	—	61812
Total: Government of Madhya Pradesh	0	1481580
MAHARASHTRA		
190 - Investments in Public Sector and Other Undertakings	1713413	13315610
Total: Government of Maharashtra	1713413	13315610
MANIPUR		
050-Lands and Buildings	65082	238514
102-Acquisition of Fleet	—	1291
103-Workshop Facilities	—	18142
190 - Investments in Public Sector and Other Undertakings	—	415737
800-Other Expenditure	—	19226
Total: Government of Manipur	65082	692910

(A) Differs by Rs. 1119 thousands from the investment shown in statement No. 13 under Major Head 5055-190 and 796 related to the period prior to 1974-75. Details are not traceable.

COMBINED FINANCE AND REVENUE ACCOUNTS OF THE UNION AND STATE GOVERNMENTS IN INDIA FOR THE YEAR 2008-09

No. 50-B-5055-ACCOUNT of CAPITAL OUTLAY on ROAD TRANSPORT during and to the end of the year 2008-09-Contd.

	(In thousands of rupees)	
	Expenditure	
	During the year	To end of the year
MEGHALAYA		
050-Lands and Buildings	1521	11113
102-Acquisition of Fleet	—	4176
800-Other Expenditure	38600	723427
Total: Government of Meghalaya	40121	738716
MIZORAM		
050-Lands and Buildings	—	13432
102-Acquisition of Fleet	2130	121052
103-Workshop Facilities	100	17794
800-Other Expenditure	—	202266
Total: Government of Mizoram	2230	354544
NAGALAND		
050-Lands and Buildings	41644	241334
102-Acquisition of Fleet	40775	603419
103-Workshop Facilities	1000	39464
104-Renovation and Upgradation	—	429
800-Other expenditure	3000	17999
Total: Government of Nagaland	86419	902645
ORISSA		
050-Lands and Buildings	—	31
102-Acquisition of Fleet	—	56616
103-Workshop Facilities	—	121828
190 - Investments in Public Sector and Other Undertakings	—	1150024
800 - Other Expenditure	—	1260
Total: Government of Orissa	0	1329759
PUNJAB		
001-Direction and Administration	—	133695
050-Lands and Buildings	815	156119
102-Acquisition of Fleet	—	375604
103-Workshop Facilities	—	23961
190 - Investments in Public Sector and Other Undertakings	—	870719
201-Government Transport Services (Punjab Roadways)	32892	267713
799-Suspense	—	16720
800-Other Expenditure	129239	448952
Total: Government of Punjab	162946	2293483
RAJASTHAN		
050-Lands and Buildings	—	3529
190 - Investments in Public Sector and Other Undertakings	—	1939143
800-Other Expenditure	—	—
Total: Government of Rajasthan	0	1942672

Economic Services

No. 50-B-5055-ACCOUNT of CAPITAL OUTLAY on ROAD TRANSPORT during and to the end of the year 2008-09-Concl'd.

	(In thousands of rupees)	
	Expenditure	
	During the year	To end of the year
SIKKIM		
050 - Lands and Buildings	991	85682
102-Acquisition of Fleet	51473	315332
103-Workshop Facilities	4004	72438
190 - Investments in Public Sector and Other Undertakings	--	3000
800-Other Expenditure	--	6479
901- Deduct amount met from Transport Infrastructure Development Fund	-51366	-51366
911- Deduct- Recoveries of Overpayments	--	-3533
Total: Government of Sikkim	5102	428032
TAMIL NADU		
050-Lands and Buildings	--	38782
102-Acquisition of Fleet	--	120757
103-Workshop Facilities	--	8086
190 - Investments in Public Sector and Other Undertakings	1650000	13002086
797-Transfer to/from Reserve Funds and Deposit Accounts	--	--
799 - Suspense	--	38204
800 - Other Expenditure	--	9057
Total: Government of Tamil Nadu	1650000	13216972
TRIPURA		
050-Land and Buildings	76043	136572
190 - Investments in Public Sector and Other Undertakings	130000	1549656
800 - Other Expenditure	47762	203336
Total: Government of Tripura	253805	1889564
UTTAR PRADESH		
050 - Lands and Buildings	--	--
102 - Acquisition of Fleet	--	--
103 - Workshop facilities	--	--
190 - Investments in Public Sector and Other Undertakings	100000	2668823
800 - Other Expenditure	--	-96305
Total: Government of Uttar Pradesh	100000	2572518
UTTARAKHAND		
050- Lands and Buildings	45732	212670
190 - Investments in Public Sector and Other Undertakings	15000	909850
800-Other Expenditure	--	--
Total: Government of Uttarakhand	60732	1122520
WEST BENGAL		
050 - Lands and Buildings	--	2234
102 - Acquisition of Fleet	--	25450
103 - Workshop facilities	--	1205
190 - Investments in Public Sector and Other Undertakings	--	137085
797-Transfer to/from Reserve Funds and Deposit Account	-59247	-716819
800 - Other Expenditure	202993	6315696
Total: Government of West Bengal	143746	5764851
Total: Capital Outlay on Road Transport	20334898	131523742



No. 50-C-7055-ACCOUNT of LOANS for ROAD TRANSPORT showing the amounts ADVANCED and REPaid during the year ended 31st March, 2009 and the BALANCES of such LOANS at the commencement and at the end of the year 2008-09-Contd.

(In thousands of rupees)

Item No.	STATE GOVERNMENTS								Total carried over
	Gujarat	Haryana	Himachal Pradesh	Jammu and Kashmir	Jharkhand	Karnataka	Kerala	Madhya Pradesh	
1	—	—	—	—	—	—	—	231750	430961
2	—	—	—	—	—	—	—	—	0
3	—	—	—	—	—	—	—	—	0
4	0	0	0	0	0	0	0	231750	430961
5	8515302	—	—	2942369	—	27371	2002156	—	92902321
6	1175000	—	—	262407	—	—	1355000	(A)	20253079
7	—	—	—	—	—	9196	—	—	9196
8	9690302	0	0	3204776	0	18175	3357156	0	113146204
9	—	—	—	—	—	—	—	—	3343
10	—	—	—	—	—	—	—	—	0
11	—	—	—	—	—	—	—	—	0
12	0	0	0	0	0	0	0	0	3343
13	—	—	—	—	—	—	—	—	317
14	—	—	—	—	—	—	—	—	0
15	—	—	—	—	—	—	—	—	0
16	0	0	0	0	0	0	0	0	317
17	—	—	—	—	—	—	—	—	0
18	—	—	—	—	—	—	—	—	0
19	—	—	—	—	—	—	—	—	0
20	0	0	0	0	0	0	0	0	0
21	232500	—	—	—	—	—	—	—	232500
22	280000	—	—	—	—	—	—	—	280000
23	—	—	—	—	—	—	—	—	0
24	512500	0	0	0	0	0	0	0	512500
25	—	—	—	—	—	—	—	—	205542
26	—	—	—	—	—	—	—	—	0
27	—	—	—	—	—	—	—	—	0
28	0	0	0	0	0	0	0	0	205542
29	8747802	0	0	2942369	0	27371	2002156	231750	93542484
30	1455000	0	0	262407	0	0	1355000	0	21045579
31	0	0	0	0	0	9196	0	0	9196
32	10202802	0	0	3204776	0	18175	3357156	231750	114298867
33	—	—	—	—	—	—	—	—	—

(A) Excludes Rs. 500000 thousand spent out of an advance from the Contingency Fund in March, 2008 and recouped to the Fund during 2008-09.

(B) An amount of Rs. 231750 thousands represents balances of composite State of Madhya Pradesh yet to be allocated between Madhya Pradesh and Chhattisgarh.

Loans and Advances

**No. 50-C-7055-ACCOUNT of LOANS for ROAD TRANSPORT showing the amounts ADVANCED and REPaid
during the year ended 31st March, 2009 and the BALANCES of such LOANS at the
commencement and at the end of the year 2008-09-Concl'd.**

(In thousands of rupees)

Item No.	STATE GOVERNMENTS								Total
	Punjab	Rajasthan	Sikkim	Tamil Nadu	Tripura	Uttar Pradesh	Uttarakhand	West Bengal	
1	-	-	-	-	-	121947	-	-	552908
2	-	-	-	-	-	-	-	-	0
3	-	-	-	-	-	47400	-	-	47400
4	0	0	0	0	0	74547	0	0	505508
5	462900	-	-	3261365	-	-	-	7529111	104319597
6	-	-	-	2506318	-	-	-	527255	23286652
7	-	-	-	172	-	-	-	-	9368
8	462900	0	0	5767511	0	0	0	8056366	127596881
9	-	-	-	-	-	-	-	-	11301
10	-	-	-	-	-	-	-	-	0
11	-	-	-	-	-	-	-	-	0
12	0	0	0	0	0	0	0	0	11301
13	-	-	-	-	-	-	-	-	317
14	-	-	-	-	-	-	-	-	0
15	-	-	-	-	-	-	-	-	0
16	0	0	0	0	0	0	0	0	317
17	-	-	-	-	-	-	-	105800	105800
18	-	-	-	-	-	-	-	62500	62500
19	-	-	-	-	-	-	-	-	0
20	0	0	0	0	0	0	0	168300	168300
21	-	-	-	-	-	-	-	26400	258900
22	-	-	-	-	-	-	-	23500	303500
23	-	-	-	-	-	-	-	-	0
24	0	0	0	0	0	0	0	49900	562400
25	-	-	-	-	1500	-	-	-	207243
26	-	-	-	-	-	-	-	-	0
27	-	-	-	-	-	-	-	-	0
28	0	0	0	0	1500	0	0	0	207243
29	462900	0	0	3261365	1500	121947	0	7661311	105091366
30	0	0	0	2506318	0	0	0	613255	23652652
31	0	0	0	172	0	47400 (A)	0	0	56768
32	462900	0	0	5767511	1500	74547	0	8274566	129051950
33	-	-	-	-	-	-	-	413	413

(A) Includes Rs. 143482 thousands, yet to be apportioned between Uttar Pradesh and Uttarakhand.

Loans and Advances

No. 51-1056-ACCOUNT of RECEIPTS from INLAND WATER TRANSPORT for the year ended 31st March, 2009

	Union Government	U.T. Govt. Puducherry	STATE GOVERNMENTS							Item No.	
			Andhra Pradesh	Arunachal Pradesh	Assam	Bihar	Chhattisgarh	NCT Delhi	Goa		
101-River Navigation Department/ Passenger Launch Services in Chilika Lake	--	--	--	--	--	--	--	--	--	4157	1
103-Passenger Launch Services on other places	--	--	--	--	--	--	--	--	--	--	2
201- Water Transport Services	--	--	--	--	--	--	--	--	--	--	3
800-Other Receipts	6124	--	--	--	27093	--	1	--	--	166	4
900-Deduct- Refunds	--	--	--	--	--	--	--	--	--	--	5
Total: Receipts from inland water Transport	6124	0	0	0	27093	1	0	0	0	4323	6

No. 51-1056-ACCOUNT of RECEIPTS from INLAND WATER TRANSPORT for the year ended 31st March, 2009-Contd.

	Total brought forward	STATE GOVERNMENTS						Item No.
		Maharashtra	Manipur	Meghalaya	Mizoram	Nagaland	Orissa	
101-River Navigation Department/ Passenger Launch Services in Chilika Lake	4157	--	--	--	--	--	1002	1
103-Passenger Launch Services in other places	0	--	--	--	--	--	931	2
201- Water Transport Services	3397	--	--	--	--	--	--	3
800-Other Receipts	84006	--	--	--	--	--	292	4
900-Deduct- Refunds	-1	--	--	--	--	--	--	5
Total: Receipts from inland water Transport	91559	0	0	0	0	0	2225	6

No. 51-1056-ACCOUNT of RECEIPTS from INLAND WATER TRANSPORT for the year ended 31st March, 2009-Contd.

(In thousands of rupees)

Item No.	STATE GOVERNMENTS								Total carried over
	Gujarat	Haryana	Himachal Pradesh	Jammu and Kashmir	Jharkhand	Karnataka	Kerala	Madhya Pradesh	
1	--	--	--	--	--	--	--	--	4157
2	--	--	--	--	--	--	--	--	0
3	--	--	--	--	--	3397	--	--	3397
4	--	--	--	--	--	--	50622	--	84006
5	--	--	--	--	--	--	-1	--	-1
6	0	0	0	0	0	3397	50621	0	91559

No. 51-1056-ACCOUNT of RECEIPTS from INLAND WATER TRANSPORT for the year ended 31st March, 2009-Concl.

(In thousands of rupees)

Item No.	STATE GOVERNMENTS								Total
	Punjab	Rajasthan	Sikkim	Tamil Nadu	Tripura	Uttarakhand	Uttar Pradesh	West Bengal	
1	--	--	--	--	--	--	--	--	5159
2	--	--	--	--	--	--	--	--	931
3	--	--	--	--	--	--	--	--	3397
4	--	--	--	25704	--	--	--	--	110002
5	--	--	--	--	--	--	--	--	-1
6	0	0	0	25704	0	0	0	0	119488

Economic Services

No. 51-A-3056-ACCOUNT of EXPENDITURE on INLAND WATER TRANSPORT for the year ended 31st March, 2009

(In thousands of rupees)

	Union Government	U.T. Govt. Puducherry	STATE GOVERNMENTS							Item No.
			Andhra Pradesh	Arunachal Pradesh	Assam	Bihar	Chhattisgarh	NCT Delhi	Goa	
001-Direction and Administration	--	--	--	--	52624	--	--	--	5636	1
003-Training and Research	10000	--	--	--	6045	--	--	--	--	2
101-Hydrographic Survey	--	--	--	--	14352	--	--	--	--	3
103-Government Transport Services	32394	--	--	--	--	--	--	--	--	4
104-Navigation	--	--	17567	--	--	--	--	--	--	5
105-Landing Facilities	--	--	--	--	--	--	--	--	163976	6
190-Assistance to Public Sector and Other Undertakings	886910	--	--	--	--	--	--	--	--	7
792-Irrecoverable Loans written off	--	--	--	--	--	--	--	--	--	8
799-Suspense	--	--	--	--	-12	--	--	--	--	9
800-Other Expenditure	2700	--	--	--	416939	--	--	--	699	10
911-Deduct-Recoveries of Overpayments	--	--	--	--	--	--	--	--	-145	11
Total: Expenditure on Inland Water Transport	932004	0	17567	0	489948	0	0	0	170166	12
Charged	--	--	--	--	--	--	--	--	--	13
Voted	932004	0	17567	0	489948	0	0	0	170166	14

No. 51-A-3056-ACCOUNT of EXPENDITURE on INLAND WATER TRANSPORT for the year ended 31st March, 2009-Contd.

(In thousands of rupees)

	Total brought forward	STATE GOVERNMENTS						Item No.
		Maharashtra	Manipur	Meghalaya	Mizoram	Nagaland	Orissa	
001-Direction and Administration	283852	--	--	--	2643	--	10260	1
003-Training and Research	16073	--	--	--	--	--	2439	2
101-Hydrographic Survey	14352	--	--	--	--	--	--	3
103-Government Transport Services	32394	--	--	--	--	--	--	4
104-Navigation	17567	--	--	--	--	--	14062	5
105-Landing Facilities	168975	--	--	--	--	--	--	6
190-Assistance to Public Sector and Other Undertakings	886910	49245	--	--	--	--	--	7
792-Irrecoverable Loans written off	0	--	--	--	--	--	--	8
799-Suspense	-12	--	--	--	--	--	--	9
800-Other Expenditure	439915	--	--	--	--	--	--	10
911-Deduct- Recoveries of Overpayments	-207	--	--	--	--	--	--	11
Total: Expenditure on Inland Water Transport	1859819	49245	0	0	2643	0	26761	12
Charged	0	--	--	--	--	--	--	13
Voted	1859819	49245	0	0	2643	0	26761	14

No. 51-A-3056-ACCOUNT of EXPENDITURE on INLAND WATER TRANSPORT for the year ended 31st March, 2009-Contd.

Item No.	STATE GOVERNMENTS								Total carried over
	Gujarat	Haryana	Himachal Pradesh	Jammu and Kashmir	Jharkhand	Karnataka	Kerala	Madhya Pradesh	
1	--	--	220	--	--	18066	207306	--	283852
2	--	--	--	--	--	--	28	--	16073
3	--	--	--	--	--	--	--	--	14352
4	--	--	--	--	--	--	--	--	32394
5	--	--	--	--	--	--	--	--	17567
6	--	--	--	--	--	--	4999	--	168975
7	--	--	--	--	--	--	--	--	886910
8	--	--	--	--	--	--	--	--	0
9	--	--	--	--	--	--	--	--	-12
10	--	--	--	--	--	5511	14066	--	439915
11	--	--	--	--	--	--	-62	--	-207
12	0	0	220	0	0	23577	226337	0	1859819
13	--	--	--	--	--	--	--	--	0
14	0	0	220	0	0	23577	226337	0	1859819

No. 51-A-3056-ACCOUNT of EXPENDITURE on INLAND WATER TRANSPORT for the year ended 31st March, 2009-Concl'd.

Item No.	STATE GOVERNMENTS								Total
	Punjab	Rajasthan	Sikkim	Tamil Nadu	Tripura	Uttar Pradesh	Uttarakhand	West Bengal	
1	--	--	--	--	--	--	--	--	296755
2	--	--	--	--	--	--	--	677	19189
3	--	--	--	--	--	--	--	--	14352
4	--	--	--	--	--	--	--	--	32394
5	--	--	--	21005	--	--	--	--	52634
6	--	--	--	--	--	--	--	--	168975
7	--	--	--	--	--	--	--	--	936155
8	--	--	--	--	--	--	--	--	0
9	--	--	--	--	--	--	--	--	-12
10	--	--	--	--	--	--	--	--	439915
11	--	--	--	--	--	--	--	--	-207
12	0	0	0	21005	0	0	0	677	1960150
13	--	--	--	--	--	--	--	--	0
14	0	0	0	21005	0	0	0	677	1960150

No. 51-B-5056-ACCOUNT of CAPITAL OUTLAY on INLAND WATER TRANSPORT during and to the end of the year 2008-09

	(In thousands of rupees)	
	Expenditure	
	During the year	To end of the year
UNION GOVERNMENT		
190-Investments in Public Sector and Other Undertakings	—	2085350
800-Other Expenditure	—	432664
Total: Union Government	0	2518014
STATE GOVERNMENTS		
ANDHRA PRADESH		
104-Navigation	—	78128
Total: Government of Andhra Pradesh	0	78128
ASSAM		
190-Investments in Public Sector and Other Undertakings	—	8565
800-Other Expenditure	—	—
Total: Government of Assam	0	8565
GOA		
101-Landing Facilities	8119	85043
102-Workshop Facilities	—	2241
103-Development of Jetties at Daman and Diu	—	104
104-Navigation	—	23739
800-Other Expenditure	7190	162523
901-Deduct- Receipts and Recoveries on Capital Account	-19	-19
Total: Government of Goa	15290	273631
HIMACHAL PRADESH		
800-Other Expenditure	—	1843
Total: Government of Himachal Pradesh	0	1843
JAMMU AND KASHMIR		
104-Navigation	—	277437
Total: Government of Jammu and Kashmir	0	277437
KARNATAKA		
800-Other Expenditure	—	1905
Total: Government of Karnataka	0	1905

COMBINED FINANCE AND REVENUE ACCOUNTS OF THE UNION AND STATE GOVERNMENTS IN INDIA FOR THE YEAR 2008-09

No. 51-B-5056-ACCOUNT of CAPITAL OUTLAY on INLAND WATER TRANSPORT during and to the end of the year 2008-09 Conclid.

	(In thousands of rupees)	
	Expenditure	
	During the year	To end of the year
KERALA		
104-Navigation	62561	310598
190-Investments in Public Sector and Other Undertakings	55000	70079
Total: Government of Kerala	117561	380677
MAHARASHTRA		
796-Tribal Area Sub-Plan	—	92
800-Other Expenditure	—	42621
Total: Government of Maharashtra	0	42713
ORISSA		
101-Landing Facilities	—	4590
800-Other Expenditure	—	31
Total: Government of Orissa	0	4621
TAMIL NADU		
104-Navigation	—	71524
Total: Government of Tamil Nadu	0	71524
TRIPURA		
104-Navigation	—	932
Total: Government of Tripura	0	932
WEST BENGAL		
040-Feasibility Studies	—	100
101-Landing Facilities	—	45620
190-Investments in Public Sector and Other Undertakings	—	28065
789-Special Component Plan for Scheduled Castes	4000	167493
800-Other Expenditure	2609	372205
Total: Government of West Bengal	6609	613483
Total: Capital Outlay on Inland Water Transport	139460	4273473

Economic Services

No. 51-C-7056-ACCOUNT of LOANS for INLAND WATER TRANSPORT showing the amounts ADVANCED and REPAYED during the year ended 31st March, 2009 and the BALANCES of such LOANS at the commencement and at the end of the year 2008-09

(In thousands of rupees)

	Union Government	STATE GOVERNMENTS			Total
		Kerala	Tamil Nadu	West Bengal	
190-Loans to Public Sector and Other Undertakings-					
Balance 1st April 2008	2334	293	--	165332	167959
Advanced during the year	--	--	--	50000	50000
Repaid during the year	--	--	--	--	0
Balance 31st March, 2009	2334	293	0	215332	217959
Total: Loans for Inland Water Transport-					
Balance 1st April 2008	2334	293	--	165332	167959
Advanced during the year	--	--	--	50000	50000
Repaid during the year	--	--	--	--	0
Balance 31st March, 2009	2334	293	0	215332	217959
Interest received and credited to revenue	--	--	--	--	0

Loans and Advances

**No. 52-1075-ACCOUNT of RECEIPTS from OTHER TRANSPORT SERVICES for the
year ended 31st March, 2009**

(In thousands of rupees)

	Union Government	STATE GOVERNMENTS								Total
		Arunachal Pradesh	Assam	Bihar	Jammu and Kashmir	Kerala	Nagaland	Tripura	West Bengal	
101-Receipts from River Training Works	--	--	--	--	--	--	--	--	--	0
800-Other Receipts	479	--	--	--	--	1050	--	663	3596	5788
Total: Receipts from Other Transport Services	479	0	0	0	0	1050	0	663	3596	5788

Economic Services

**No. 52-A-3075-ACCOUNT of EXPENDITURE on OTHER TRANSPORT SERVICES for the
year ended 31st March, 2009**

(In thousands of rupees)

	Union Government	U T Govt. Puducherry	STATE GOVERNMENTS							Total
			Bihar	NCT Delhi	Jharkhand	Kerala	Nagaland	Tripura	West Bengal	
01-River Training Works-										
201-Farakka Project	325658	-	-	-	-	-	-	-	-	325658
600-Other River Training Works	-	-	-	-	-	-	-	-	-	0
Total: 01	325658	0	0	0	0	0	0	0	0	325658
60-Others-										
001-Direction and Administration	-	-	2948	-	-	6038	-	-	-	8986
003-Training	-	-	-	-	-	-	-	-	-	0
004-Research	-	-	-	-	-	-	-	-	-	0
101-Subsidy to Railways towards Dividend Relief and Other Concessions	23469130	-	-	-	176655	-	-	-	-	23645785
796-Tribal Area Sub-Plan	-	-	-	-	120000	-	-	-	-	120000
797-Transfer to/from Reserve Fund and Deposit Accounts	-	-	-	-	-	-	-	-	-	0
799-Suspense	-	-	-	-	-	-	-	-	-	0
800-Other Expenditure	1941666	5170	-	97746	-	37385	-	-	36776	2118743
902-Deduct-Amount met from Redemption Fund	-1893400	-	-	-	-	-	-	-	-	-1893400
Total: 60	23517396	5170	2948	97746	296655	43423	0	0	36776	24000114
Total: Expenditure on Other Transport Services	23843054	5170	2948	97746	296655	43423	0	0	36776	24325772
Charged	-	-	-	-	-	-	-	-	-	0
Voted	23843054	5170	2948	97746	296655	43423	0	0	36776	24325772

Economic Services

COMBINED FINANCE AND REVENUE ACCOUNTS OF THE UNION AND STATE GOVERNMENTS IN INDIA FOR THE YEAR 2008-09

No. 52-B-5075-ACCOUNT of CAPITAL OUTLAY on OTHER TRANSPORT SERVICES during and to the end of the year 2008-09

	(In thousands of rupees)	
	During the year	To end of the year
UNION GOVERNMENT		
01-River Training Works-		
201-Farakka Project	530312	3695652
600-Other River Training Works	—	1099768
60-Others-		
800-Other Expenditure	10000	7593238
Total: Union Government	540312	12388658
STATE GOVERNMENTS		
BIHAR		
01-River Training Works-		
001-Direction and Administration	—	87
600-Other River Training Works	881	18655
Total: Government of Bihar	881	18742
NCT DELHI		
60-Others-		
800-Other Expenditure	135000	1711750
Total : NCT Delhi	135000	1711750
GOA		
60-Others-		
190- Investments in Public Sector and Other Undertakings	30000	498880
Total: Government of Goa	30000	498880
KARNATAKA		
60-Others-		
190- Investments in Public Sector and Other Undertakings	—	1209700
Total: Government of Karnataka	0	1209700
KERALA		
60-Others-		
190- Investments in Public Sector and Other Undertakings	—	483880
800-Other Expenditure	145399	1178202
Total: Government of Kerala	145399	1662082
MAHARASHTRA		
60-Others-		
190- Investments in Public Sector and Other Undertakings	—	1782225
Total: Government of Maharashtra	0	1782225
MANIPUR		
60-Others-		
800- Other Expenditure	720978	720978
Total: Government of Manipur	720978	720978
WEST BENGAL		
60-Others-		
190-Investments in Public Sector and Other Undertakings	570000	2434600
797-Transfer to/from Reserve Funds and Deposit Accounts	240000	-1214600
800- Other Expenditure	2648	102932
	(A)	
Total: Government of West Bengal	812648	1322932
Total: Capital Outlay on Other Transport Services	2385218	21315947

(A) Includes Rs.2648 thousands spent out of advance from Contingency Fund in previous year and recouped to the Fund during the current year.

No. 52-C-7075-ACCOUNT of LOANS for OTHER TRANSPORT SERVICES showing the amounts ADVANCED and REPAYD during the year ended 31st March, 2009 and the BALANCES of such LOANS at the commencement and at the end of the year 2008-09-Contd.

Item No.	STATE GOVERNMENTS								Total carried over
	Gujarat	Haryana	Himachal Pradesh	Jammu and Kashmir	Jharkhand	Karnataka	Kerala	Madhya Pradesh	
1	-	-	-	-	-	-	-	100	14945910
2	-	-	-	-	-	-	-	-	4003406
3	-	-	-	-	-	-	-	-	5835000
4	0	0	0	0	0	0	0	100	13114316
5	-	-	-	-	-	-	-	-	0
6	-	-	-	-	-	-	-	-	0
7	-	-	-	-	-	-	-	-	0
8	0	0	0	0	0	0	0	0	0
9	-	-	-	-	-	-	-	-	0
10	-	-	-	-	-	-	-	-	0
11	-	-	-	-	-	-	-	-	0
12	0	0	0	0	0	0	0	0	0
13	-	-	-	-	-	-	-	-	33105
14	-	-	-	-	-	-	-	-	0
15	-	-	-	-	-	-	-	-	0
16	0	0	0	0	0	0	0	0	33105
17	2395	-	-	55442	-	158058	-	359651	705557
18	-	-	-	-	-	-	-	188400	188400
19	-	-	-	-	-	-	-	-	0
20	2395	0	0	55442	0	158058	0	548051	893957
21	-	-	-	-	-	-	-	-	0
22	-	-	-	-	-	-	-	-	0
23	-	-	-	-	-	-	-	-	0
24	0	0	0	0	0	0	0	0	0
25	2395	0	0	55442	0	158058	0	359751	15684572
26	0	0	0	0	0	0	0	188400	4191806
27	0	0	0	0	0	0	0	0	5835000
28	2395	0	0	55442	0	158058	0	548151	14041378
29	-	-	-	-	-	-	-	-	1969499

Loans and Advances

No. 52-C-7075-ACCOUNT of LOANS for OTHER TRANSPORT SERVICES showing the amounts ADVANCED and REPAID during the year ended 31st March, 2009 and the BALANCES of such LOANS at the commencement and at the end of the year 2008-09-Contd.

	Total brought forward	STATE GOVERNMENTS						Item No.
		Maharashtra	Manipur	Meghalaya	Mizoram	Nagaland	Orissa	
(In thousands of rupees)								
01-Roads and Bridges-								
190-Loans to Public Sector and other Undertakings-								
Balance 1st April, 2008	14945910	-	-	-	-	-	-	1
Advanced during the year	4003406	-	-	-	-	-	-	2
Repaid during the year	5835000	-	-	-	-	-	-	3
Balance 31st March, 2009	13114316	0	0	0	0	0	0	4
191-Loans to Local Bodies and Municipalities/Municipal Corporations-								
Balance 1st April, 2008	0	-	-	-	-	-	-	5
Advanced during the year	0	-	-	-	-	-	-	6
Repaid during the year	0	-	-	-	-	-	-	7
Balance 31st March, 2009	0	0	0	0	0	0	0	8
192-Loans to Municipalities/ Municipal Councils-								
Balance 1st April, 2008	0	-	-	-	-	-	-	9
Advanced during the year	0	-	-	-	-	-	-	10
Repaid during the year	0	-	-	-	-	-	-	11
Balance 31st March, 2009	0	0	0	0	0	0	0	12
796-Tribal Area Sub-Plan-								
Balance 1st April, 2008	33105	-	-	-	-	-	-	13
Advanced during the year	0	-	-	-	-	-	-	14
Repaid during the year	0	-	-	-	-	-	-	15
Balance 31st March, 2009	33105	0	0	0	0	0	0	16
800-Other Loans-								
Balance 1st April, 2008	705557	446	-	-	-	-	-	17
Advanced during the year	188400	-	-	-	-	-	-	18
Repaid during the year	0	-	-	-	-	-	-	19
Balance 31st March, 2009	893957	446	0	0	0	0	0	20
60-Other Transport Services-								
800-Other Loans-								
Balance 1st April, 2008	0	-	-	-	-	-	-	21
Advanced during the year	0	-	-	-	-	-	-	22
Repaid during the year	0	-	-	-	-	-	-	23
Balance 31st March, 2009	0	0	0	0	0	0	0	24
Total: Loans for Other Transport Services-								
Balance 1st April, 2008	15684572	446	0	0	0	0	0	25
Advanced during the year	4191806	0	0	0	0	0	0	26
Repaid during the year	5835000	0	0	0	0	0	0	27
Balance 31st March, 2009	14041378	446	0	0	0	0	0	28
Interest received and credited to revenue	1969499	-	-	-	-	-	-	29

No. 52-C-7075-ACCOUNT of LOANS for OTHER TRANSPORT SERVICES showing the amounts ADVANCED and REPaid during the year ended 31st March, 2009 and the BALANCES of such LOANS at the commencement and at the end of the year 2008-09-Conclid.

Item No.	STATE GOVERNMENTS								Total
	Punjab	Rajasthan	Sikkim	Tamil Nadu	Tripura	Uttar Pradesh	Uttarakhand	West Bengal	
1	—	—	—	—	—	1660000	—	—	16605910
2	—	—	—	—	—	—	—	—	4003406
3	—	—	—	—	—	1490000	—	—	7325000
4	0	0	0	0	0	170000	0	0	13284316
5	—	—	—	29093	—	—	—	—	29093
6	—	—	—	—	—	—	—	—	0
7	—	—	—	—	—	—	—	—	0
8	0	0	0	29093	0	0	0	0	29093
9	—	—	—	27420	—	—	—	—	27420
10	—	—	—	—	—	—	—	—	0
11	—	—	—	—	—	—	—	—	0
12	0	0	0	27420	0	0	0	0	27420
13	—	—	—	—	—	—	—	—	33105
14	—	—	—	—	—	—	—	—	0
15	—	—	—	—	—	—	—	—	0
16	0	0	0	0	0	0	0	0	33105
17	—	82	—	5440	—	67571	—	4361892	5140988
18	—	—	—	—	—	—	—	260000	448400
19	—	—	—	—	—	—	—	—	0
20	0	82	0	5440	0	67571	0	4621892	5589388
21	—	—	138	—	—	—	—	—	138
22	—	—	—	—	—	—	—	—	0
23	—	—	—	—	—	—	—	—	0
24	0	0	138	0	0	0	0	0	138
25	0	82	138	61953	0	1727571	0	4361892	21836654
26	0	0	0	0	0	0	0	260000	4451806
27	0	0	0	0	0	1490000 (A)	0	0	7325000
28	0	82	138	61953	0	237571	0	4621892	18963460
29	—	—	—	—	—	—	—	0	1969499

(A) An amount of Rs. 3361 thousands is yet to be apportioned between Uttar Pradesh and Uttarakhand.

No. 53-A-3252-ACCOUNT of EXPENDITURE on SATELLITE SYSTEM for the year ended 31st March, 2009.

(In thousands of rupees)

	Union Government	STATE GOVERNMENTS	
		Orissa	Total
001-Direction and Administration	--	--	0
003-Training	--	--	0
004-Research and Development	--	--	0
053-Operation and Maintenance	538147	--	538147
101-Management	--	--	0
800-Other Expenditure	--	--	0
Total: Expenditure on Satellite System	538147	0	538147
Charged	--	--	0
Voted	538147	0	538147

Economic Services

COMBINED FINANCE AND REVENUE ACCOUNTS OF THE UNION AND STATE GOVERNMENTS IN INDIA FOR THE YEAR 2008-09

No. 53-B-5252-ACCOUNT of CAPITAL OUTLAY on SATELLITE SYSTEM during and to the end of the year 2008-09

	(In thousands of rupees)	
	Expenditure	
	During the year	To end of the year
UNION GOVERNMENT		
201-Project Management		108125
202-Launch Services		2176118
203-Space Crafts	1588501	8370121
204-Master Control Facility	188811	1721819
283-Housing	2500	70762
Total: Capital Outlay on Satellite System	1779812	12446945
		Economic Services

**No. 54-1275-ACCOUNT of RECEIPTS from OTHER COMMUNICATION SERVICES for the
year ended 31st March, 2009.**

(In thousands of rupees)

	Union Government	STATE GOVERNMENTS			Total
		Arunachal Pradesh	Punjab	Tripura	
102-Receipts from Monitoring Organisation	15	--	--	--	15
103-Receipts from Wireless Planning and Co-ordination Organisation	34552720	--	--	--	34552720
104-Telecommunication Licence Fee	39956863	58	--	--	39956921
105-Universal Access Levy	55151402	--	--	--	55151402
800-Other Receipts	1556309	174801	2	--	1731112
900-Deduct Refund	-1239266	--	--	--	-1239266
Total: Receipts from Other Communication Services	129978043	174859	2	0	130152904

Economic Services

**No. 54-A-3275-ACCOUNT of EXPENDITURE on OTHER COMMUNICATION SERVICES for the
year ended 31st March, 2009.**

(In thousands of rupees)

	Union Government	STATE GOVERNMENTS					Total
		Arunachal Pradesh	Chhattisgarh	Gujarat	Mizoram	Tripura	
101-Wireless Planning And Co-ordination.	24308	-	-	-	-	113228	137536
102-Monitoring Services	154166	-	-	-	-	-	154166
103-Compensation to Service Providers for Universal Service Obligations	16000000	-	-	-	-	-	16000000
797-Transfer to/from Reserve Fund and Deposit Accounts	16000000	-	-	-	-	-	16000000
800-Other Expenditure	673447	372753	139400	-	49530	-	1235130
902-Deduct- Amount met from Universal Service Obligation	-16000000	-	-	-	-	-	-16000000
Total: Expenditure on Other Communication Services	16851921	372753	139400	0	49530	113228	17526832
Charged	2494	-	-	-	-	-	2494
Voted	16849427	372753	139400	0	49530	113228	17524338

Economic Services

No. 54-B-5275-ACCOUNT of CAPITAL OUTLAY on OTHER COMMUNICATION SERVICES during and to the end of the year 2008-09

	(In thousands of rupees)	
	Expenditure	
	During the year	To end of the year
UNION GOVERNMENT		
101-Other Communication Facilities	77033	159479
190-Investments in Public Sector and Other Undertakings	--	600000
800-Other Expenditure	5612458	7205779
Total: Union Government	5689491	7965258
STATE GOVERNMENTS		
ASSAM		
800- Other Expenditure	--	107
Total: Government of Assam	0	107
JAMMU AND KASHMIR		
101-Other Communication Facilities	--	40
800-Other Expenditure	--	169
Total: Government of Jammu and Kashmir	0	209
MEGHALAYA		
101-Other Communication Facilities	--	4473
Total: Government of Meghalaya	0	4473
ORISSA		
901-Deduct- Receipts and Recoveries on Capital Account	--	(A) -800
Total: Government of Orissa	0	-800
PUNJAB		
101-Other Communication Facilities	--	153
Total: Government of Punjab	0	153
TRIPURA		
101-Other Communication Facilities	729	5664
Total: Government of Tripura	729	5664
Total : Capital Outlay on Other Communication Services	5690220	7975064

(A) Minus balance is under investigation.

COMBINED FINANCE AND REVENUE ACCOUNTS OF THE UNION AND STATE GOVERNMENTS IN INDIA FOR THE YEAR 2008-09.

N0. 54-C-7275-ACCOUNT of LOANS for OTHER COMMUNICATION SERVICES showing the amounts ADVANCED and REPAYED during the year ended 31st March, 2009 and the BALANCES of such LOANS at the commencement and at the end of the year 2008-09.

(In thousands of rupees)

	Union Government
190- Loans to Public Sectors and Other Undertakings-	
Balance 1st April, 2008.	7707555
Advanced during the year	--
Repaid during the year	--
Balance 31st March, 2009	7707555
800-Other Loans-	
Balance 1st April, 2008	18
Advanced during the year	--
Repaid during the year.	--
Balance 31st March, 2009	18
Total : Loans for other Communication Services-	
Balance 1st April, 2008.	7707573
Advanced during the year	0
Repaid during the year	0
Balance 31st March, 2009	7707573
Interest received and credited to revenue	--

Loans and Advances

No. 55-1425-ACCOUNT of RECEIPTS from OTHER SCIENTIFIC RESEARCH for the year ended 31st March, 2009

(In thousands of rupees)

	Union Government	U.T. Govt. Puducherry	STATE GOVERNMENTS							Item No.
			Andhra Pradesh	Arunachal Pradesh	Assam	Bihar	Chhattisgarh	NCT Delhi	Goa	
102-Space Research	7597413	—	—	—	—	—	—	—	—	1
103-National Test House	82792	—	—	—	—	—	—	—	—	2
201-Survey of India	88425	—	—	—	—	—	—	—	—	3
800-Other Receipts	6504813	106	—	—	1187	—	—	—	—	4
900-Deduct-Refunds	—	—	—	—	—	—	—	—	—	5
Total: Receipts from Other Scientific Research	14273443	106	0	0	1187	0	0	0	0	6

No. 55-1425-ACCOUNT of RECEIPTS from OTHER SCIENTIFIC RESEARCH for the year ended 31st March, 2009-Contd.

(In thousands of rupees)

	Total brought forward	STATE GOVERNMENTS						Item No.
		Maharashtra	Manipur	Meghalaya	Mizoram	Nagaland	Orissa	
102-Space Research	7597413	—	—	—	—	—	—	1
103-National Test House	82792	—	—	—	—	—	—	2
201-Survey of India	88425	—	—	—	—	—	—	3
800-Other Receipts	6511608	—	137	—	—	91	—	4
900-Deduct-Refunds	0	—	—	—	—	—	—	5
Total: Receipts from Other Scientific Research	14280238	0	137	0	91	0	0	6

COMBINED FINANCE AND REVENUE ACCOUNTS OF THE UNION AND STATE GOVERNMENTS IN INDIA FOR THE YEAR 2008-09

No. 55-1425-ACCOUNT of RECEIPTS from OTHER SCIENTIFIC RESEARCH for the year ended 31st March, 2009-Contd.

(In thousands of rupees)

Item No.	STATE GOVERNMENTS								Total carried over
	Gujarat	Haryana	Himachal Pradesh	Jammu and Kashmir	Jharkhand	Karnataka	Kerala	Madhya Pradesh	
1	-	-	-	-	-	-	-	-	7597413
2	-	-	-	-	-	-	-	-	82792
3	-	-	-	-	-	-	-	-	88425
4	3075	60	222	-	-	5	2140	-	6511608
5	-	-	-	-	-	-	-	-	0
6	3075	60	222	0	0	5	2140	0	14280238

No. 55-1425-ACCOUNT of RECEIPTS from OTHER SCIENTIFIC RESEARCH for the year ended 31st March, 2009-Concl'd.

(In thousands of rupees)

Item No.	STATE GOVERNMENTS							Total	
	Punjab	Rajasthan	Sikkim	Tamil Nadu	Tripura	Uttar Pradesh	Uttarakhand		West Bengal
1	-	-	-	-	-	-	-	-	7597413
2	-	-	-	-	-	-	-	-	82792
3	-	-	-	-	-	-	-	-	88425
4	-	-	-	1	-	-	-	30	6511867
5	-	-	-	-	-	-	-	-	0
6	0	0	0	1	0	0	0	30	14280497

Economic Services

No. 55-A-3425-ACCOUNT of EXPENDITURE on OTHER SCIENTIFIC RESEARCH for the Year ended 31st March, 2009.

(In thousands of rupees)

	Union Government	U.T. Govt. Puducherry	STATE GOVERNMENTS							Item No.
			Andhra Pradesh	Arunachal Pradesh	Assam	Bihar	Chhattisgarh	NCT Delhi	Goa	
01-Survey of India-										
001-Direction and Administration	518897									1
003-Training	93215									2
101-Topographical Survey	1119594									3
103-Publications of map, charts, reports etc.	280070									4
796-Tribal Area Sub-plan										5
800-Other Expenditure	359060									6
Total: 01	2370836	0	0	0	0	0	0	0	0	7
60-Others-										
001-Direction and Administration	29394			10890	45441					8
004-Research and Development	3542	4500								9
101-National Test Houses	197307									10
102-National Atlas and Thematic Mapping Organisation	126948									11
151-Assistance to Council of Scientific and Industrial Research	23552000									12
191-Assistance to Municipal Corporation etc.										13
196-Assistance to Zilla Parishads/ District Level Panchyats										14
200-Assistance to other Scientific Bodies	23187512		74963	16780	143937		73446			15
600-Other Schemes	220172			23510						16
789-Special Component Plan for Scheduled Castes			10746							17
796-Tribal Area Sub-Plan			4380							18
798-International Co-operation	697260									19
800-Other Expenditure	103678	11427							11206	20
911-Deduct - Recoveries of Overpayments		-38							-608	21
913-Deduct Recovery of Unspent Balance of Grant-in-Aid										22
Total: 60	48117813	15889	90089	51180	189378	0	73446	0	10598	23
Total: Expenditure on Other Scientific Research	50488649	15889	90089	51180	189378	0	73446	0	10598	24
Charged	44									25
Voted	50488605	15889	90089	51180	189378	0	73446	0	10598	26

COMBINED FINANCE AND REVENUE ACCOUNTS OF THE UNION AND STATE GOVERNMENTS IN INDIA FOR THE YEAR 2008-09

No. 55-A-3425-ACCOUNT of EXPENDITURE on OTHER SCIENTIFIC RESEARCH for the Year ended 31st March, 2009 -Contd.

(In thousands of rupees)

Item No.	STATE GOVERNMENTS								Total carried over
	Gujarat	Haryana	Himachal Pradesh	Jammu and Kashmir	Jharkhand	Karnataka	Kerala	Madhya Pradesh	
1	--	--	--	--	--	--	--	--	518897
2	--	--	--	--	--	--	--	--	93215
3	--	--	--	--	--	--	--	--	1119594
4	--	--	--	--	--	--	--	--	280070
5	--	--	--	--	--	--	--	--	0
6	--	--	--	--	--	--	--	--	359060
7	0	0	0	0	0	0	0	0	2370836
8	--	75725	12419	--	--	--	--	3699	177568
9	90000	--	--	--	--	--	--	--	98042
10	--	--	--	--	--	--	--	--	197307
11	--	--	--	--	--	--	--	--	126948
12	--	--	--	--	--	--	--	--	23552000
13	--	--	--	--	--	--	--	--	0
14	--	--	--	--	--	12315	--	--	12315
15	92030	--	6957	--	--	117387	460710	121850	24295572
16	100	--	--	--	--	--	--	334165	577947
17	--	--	--	--	--	--	--	16850	27596
18	--	--	--	--	--	--	--	29800	34180
19	--	--	--	--	--	--	--	--	697260
20	--	--	--	--	--	--	--	--	126311
21	--	--	--	--	--	--	--	7	653
22	--	--	--	--	--	--	--	--	0
23	182130	75725	19376	0	0	129702	460703	506364	49922393
24	182130	75725	19376	0	0	129702	460703	506364	52293229
25	--	--	--	--	--	--	--	--	44
26	182130	75725	19376	0	0	129702	460703	506364	52293185

Economic Services

No. 55-A-3425-ACCOUNT of EXPENDITURE on OTHER SCIENTIFIC RESEARCH for the Year ended 31st March, 2009.-Contd.

	Total brought forward	(In thousands of rupees)						Item No.
		STATE GOVERNMENTS						
		Maharashtra	Manipur	Meghalaya	Mizoram	Nagaland	Orissa	
01-Survey of India-								
001-Direction and Administration	518897	--	--	--	--	--	--	1
003-Training	93215	--	--	--	--	--	--	2
101-Topographical Survey	1119594	--	--	--	--	--	--	3
103-Publications of map, charts, reports etc.	280070	--	--	--	--	--	--	4
796-Tribal Area Sub-plan	0	--	--	--	--	--	--	5
800-Other Expenditure	359060	--	--	--	--	--	--	6
Total: 01	2370836	0	0	0	0	0	0	7
60-Others-								
001-Direction and Administration	177568	--	8194	--	--	107338	--	8
004-Research and Development	98042	--	92420	1524	22559	17945	--	9
101-National Test Houses	197307	--	--	--	--	--	--	10
102-National Atlas and Thematic Mapping Organisation	126948	--	--	--	--	--	--	11
151-Assistance to Council of Scientific and Industrial Research	23552000	--	--	--	--	--	--	12
191-Assistance to Municipal Corporation etc.	0	--	--	--	--	--	--	13
196-Assistance to Zilla Parishads/ District Level Panchyats	12315	--	--	--	--	--	--	14
200-Assistance to other Scientific Bodies	24295572	25000	--	--	--	--	173257	15
600-Other Schemes	577947	--	--	--	--	--	--	16
789-Special Component Plan for Scheduled Castes	27596	--	--	--	--	--	1530	17
796-Tribal Area Sub-Plan	34180	--	--	--	--	--	5239	18
798-International Co-operation	697260	--	--	--	--	--	--	19
800-Other Expenditure	126311	--	600	--	--	4502	--	20
911-Deduct - Recoveries of Overpayments	-653	--	--	--	--	--	--	21
913-Deduct Recovery of Unspent Balance of Grant-in-Aid	0	--	--	--	--	--	--	22
Total: 60	49922393	25000	101214	1524	22559	129785	180026	23
Total: Expenditure on Other Scientific Research	52293229	25000	101214	1524	22559	129785	180026	24
Charged	44	--	--	--	--	--	--	25
Voted	52293185	25000	101214	1524	22559	129785	180026	26

COMBINED FINANCE AND REVENUE ACCOUNTS OF THE UNION AND STATE GOVERNMENTS IN INDIA FOR THE YEAR 2008-09

No. 55-A-3425-ACCOUNT of EXPENDITURE on OTHER SCIENTIFIC RESEARCH for the Year ended 31st March, 2009.-Concl'd.

Item No.	STATE GOVERNMENTS								Total
	Punjab	Rajasthan	Sikkim	Tamil Nadu	Tripura	Uttar Pradesh	Uttarakhand	West Bengal	
1	—	—	—	—	—	—	—	—	518897
2	—	—	—	—	—	—	—	—	93215
3	—	—	—	—	—	—	—	—	1119594
4	—	—	—	—	—	—	—	—	280070
5	—	396	—	—	—	—	—	—	396
6	—	64619	—	—	—	—	—	955	424634
7	0	65015	0	0	0	0	0	955	2436806
8	—	—	6136	—	6422	—	—	58688	364346
9	—	—	1500	—	935	—	40000	36316	311241
10	—	—	—	—	—	—	—	—	197307
11	—	—	—	—	—	—	—	—	126948
12	—	—	—	—	—	—	—	—	23552000
13	—	—	—	—	—	—	—	—	0
14	—	—	—	—	—	—	—	—	12315
15	8090	—	5445	98066	—	163937	—	182983	24952350
16	—	—	—	—	—	—	—	720	578667
17	—	—	—	—	—	—	—	7175	36301
18	—	—	—	—	—	—	—	1290	40709
19	—	—	—	—	—	—	—	—	697260
20	8800	—	7898	—	34270	—	—	—	182381
21	—	—	—	-8722	—	—	—	—	-9375
22	—	—	—	—	—	—	—	—	0
23	16890	0	20979	89344	41627	163937	40000	287172	51042450
24	16890	65015	20979	89344	41627	163937	40000	288127	53479256
25	—	—	—	—	—	—	—	—	44
26	16890	65015	20979	89344	41627	163937	40000	288127	53479212

No. 55-B-5425-ACCOUNT of CAPITAL OUTLAY on OTHER SCIENTIFIC AND ENVIRONMENTAL RESEARCH during and to the end of the year 2008-09.

	(In thousands of rupees)	
	Expenditure	
	During the year	To end of the year
UNION GOVERNMENT		
190-Investments in Public Sector and Other Undertakings	--	88250
201-Survey of India	68095	1859261
208-Ecology and Environment	150008	1642591
600-Other Services	82937	158723
800-Other Expenditure	22652	1624311
Total: Union Government	323692	5373136
STATE GOVERNMENTS		
ARUNACHAL PRADESH		
600-Other Services	--	956
800-Other Expenditure	--	3000
Total: Government of Arunachal Pradesh	0	3956
NCT DELHI		
208-Ecology and Environment	--	130080
Total : NCT Delhi	0	130080
GOA		
800-Other Expenditure	--	401
Total : Government of Goa	0	401
GUJARAT		
800-Other Expenditure	40000	179369
Total : Government of Gujarat	40000	179369
JAMMU AND KASHMIR		
800-Other Expenditure	56665	84354
Total : Government of Jammu and Kashmir	56665	84354
KERALA		
208- Ecology and Environment	22499	22499
Total : Government of Kerala	22499	22499
Madhya Pradesh		
800-Other Expenditure	80000	100000
Total : Government of Madhya Pradesh	80000	100000
MANIPUR		
800-Other Expenditure	107000	215042
Total: Government of Manipur	107000	215042
NAGALAND		
800-Other Expenditure	17000	61317
Total: Government of Nagaland	17000	61317
PUNJAB		
208-Ecology and Environment	91050	361710
600-Other Services	--	6609
800-Other Expenditure	9500	560914
Total: Government of Punjab	100550	929233
RAJASTHAN		
800-Other Expenditure	32500	51892
Total: Government of Rajasthan	32500	51892
SIKKIM		
600-Other Services	18963	41836
Total: Government of Sikkim	18963	41836
TAMIL NADU		
600-Other Services	--	162
Total: Government of Tamil Nadu	0	162
TRIPURA		
800-Other Expenditure	5800	48702
Total: Government of Tripura	5800	48702
UTTAR PRADESH		
800-Other Expenditure	--	15487
Total: Government of Uttar Pradesh	0	15487
Total: Capital Outlay on Other Scientific and Environmental Research	804669	7218917

No. 55-C-7425-ACCOUNT of LOANS for OTHER SCIENTIFIC RESEARCH showing the amounts ADVANCED and REPAID during the year ended 31st March, 2009 and the BALANCES of such LOANS at the commencement and at the end of the year 2008-09.

(In thousands of rupees)

	Union Government	STATE GOVERNMENT		Total
		Andhra Pradesh	West Bengal	
101-Loans to Scientific Bodies for Pharmaceutical Research-				
Balance 1st April, 2008	1637500	--	--	1637500
Advanced during the year	565000	--	--	565000
Repaid during the year	45860	--	--	45860
Balance 31st March, 2009	2156640	0	0	2156640
190-Loans to Public Sector and Other Undertakings-				
Balance 1st April, 2008	81271	--	100	81371
Advanced during the year	--	--	--	0
Repaid during the year	--	--	--	0
Balance 31st March, 2009	81271	0	100	81371
800-Other Loans-				
Balance 1st April, 2008	-3074	--	2	-3072
Advanced during the year	--	--	--	0
Repaid during the year	--	--	--	0
Balance 31st March, 2009	(A) -3074	0	2	-3072
Total: Loans for Other Scientific Research-				
Balance 1st April, 2008	1715697	0	102	1715799
Advanced during the year	565000	0	0	565000
Repaid during the year	45860	0	0	45860
Balance 31st March, 2009	2234837	0	102	2234939
Interest received and credited to revenue	1350	--	--	1350

(A) Adverse balance is under Investigation.

Loans and Advances

No. 56-A-3435-ACCOUNT OF EXPENDITURE on ECOLOGY AND ENVIRONMENT for the year ended 31st March, 2009.

	Union Government	U.T. Govt. Puduchery	STATE GOVERNMENTS							Item No.
			Andhra Pradesh	Arunachal Pradesh	Assam	Bihar	Chhattisgarh	NCT Delhi	Goa	
(In thousands of rupees)										
01-Survey (Botanical)-										
001-Direction and Administration	80170	--	--	--	--	--	--	--	--	1
004-Research	186665	--	--	--	--	--	--	--	--	2
005-Investigation	21618	--	--	--	--	--	--	--	--	3
800-Other Expenditure	571	--	--	--	--	--	--	--	--	4
Total: 01	289024	0	0	0	0	0	0	0	0	5
02-Survey (Zoological)-										
001-Direction and Administration	107904	--	--	--	--	--	--	--	--	6
003-Training	260	--	--	--	--	--	--	--	--	7
004-Research	163393	--	--	--	--	--	--	--	--	8
005-Investigation	6003	--	--	--	--	--	--	--	--	9
Total: 02	277560	0	0	0	0	0	0	0	0	10
03-Environmental Research and Ecological Regeneration-										
001-Direction and Administration	--	--	--	--	--	--	--	--	--	11
003-Environmental Education/ Training/Extension	541117	--	--	--	--	--	--	--	--	12
004-Research	--	--	--	--	--	--	--	--	--	13
101-Conservation Programmes	81897	--	7382	--	--	--	--	--	--	14
102-Environmental Planning and Co-ordination	152940	--	--	--	--	--	--	--	--	15
103-Research and Ecological Regeneration	284936	--	--	--	--	--	27092	--	--	16
789-Special Component Plan for Scheduled Castes	--	--	--	--	--	--	--	--	--	17
796-Tribal Area Sub-Plan	--	--	--	--	--	--	--	--	--	18
798-International Co-operation	49065	--	--	--	--	--	--	--	--	19
800-Other Expenditure	--	--	--	--	--	--	--	--	--	20
911-Deduct-Recoveries of Overpayments	-4194	--	--	--	--	--	--	--	--	21
Total: 03	1105761	0	7382	0	0	0	0	27092	0	22
04-Prevention and Control of Pollution-										
001- Direction & Administration	--	--	--	--	--	--	--	--	--	23
101-Prevention of Pollution of Ganga	3262637	--	--	--	--	--	--	--	--	24
103-Prevention of Air and Water Pollution	1397239	--	1345	--	--	--	--	--	--	25
104-Impact Assessment	79677	--	--	--	--	--	--	--	--	26
789-Special Component Plan for Scheduled Castes	--	--	--	--	--	--	--	--	--	27
796-Tribal Area Sub-Plan	--	--	--	--	--	--	--	--	--	28
800-Other Expenditure	--	--	--	--	--	--	82133	--	--	29
911-Deduct-Recoveries of Overpayments	-1566	--	--	--	--	--	--	--	--	30
Total: 04	4737987	0	1345	0	0	0	0	82133	0	31
60-Others-										
001-Direction and Administration	12530	--	--	--	--	--	--	--	--	32
198-Assistance to Gram Panchayats	3000	--	--	--	--	--	--	--	--	33
800-Other Expenditure	384517	--	--	2146	--	--	29012	25889	--	34
911-Deduct-Recoveries of Overpayments	-2072	--	--	--	--	--	--	-426	--	35
Total: 60	397975	0	0	2146	0	0	0	29012	25463	36
Total: Expenditure on Ecology and Environment	6808307	0	8727	2146	0	0	0	138237	25463	37
Charged	1710	--	--	--	--	--	--	--	--	38
Voted	6806597	0	8727	2146	0	0	0	138237	25463	39

COMBINED FINANCE AND REVENUE ACCOUNTS OF THE UNION AND STATE GOVERNMENTS IN INDIA FOR THE YEAR 2008-09.

No. 56-A-3435-ACCOUNT of EXPENDITURE on ECOLOGY AND ENVIRONMENT for the year ended 31st March, 2009.-Contd.

(In thousands of rupees)

Item No.	STATE GOVERNMENTS								Total carried over
	Gujarat	Haryana	Himachal Pradesh	Jammu and Kashmir	Jharkhand	Karnataka	Kerala	Madhya Pradesh	
1	--	--	--	1953	--	--	--	--	82123
2	--	--	--	--	--	--	--	--	186665
3	--	--	--	--	--	--	--	--	21618
4	--	--	--	--	--	--	--	--	571
5	0	0	0	1953	0	0	0	0	290977
6	--	--	--	--	--	--	--	--	107904
7	--	--	--	--	--	--	--	--	260
8	--	--	--	--	--	--	--	--	163393
9	--	--	--	--	--	--	--	--	6003
10	0	0	0	0	0	0	0	0	277560
11	--	8586	--	--	--	--	--	--	8586
12	12575	--	--	--	--	50998	1650	--	606340
13	--	--	--	--	--	--	--	--	0
14	--	--	4000	--	--	--	16000	--	109279
15	--	--	--	218	--	--	--	--	153158
16	--	--	770	--	--	--	5000	--	317798
17	--	--	--	--	--	--	--	--	0
18	--	--	--	--	--	--	--	--	0
19	--	--	--	--	--	--	--	--	49065
20	--	10770	--	--	--	--	--	--	10770
21	--	--	--	--	--	--	--	--	-4194
22	12575	19356	4770	218	0	50998	22650	0	1250802
23	--	--	--	--	--	--	--	--	0
24	--	--	--	--	--	--	--	--	3262637
25	--	--	--	--	--	1068	1000	--	1400652
26	--	--	--	--	--	--	--	--	79677
27	--	--	--	--	--	--	--	--	0
28	--	--	--	--	--	--	--	--	0
29	--	--	--	104007	--	--	--	--	186140
30	--	--	--	--	--	--	--	--	-1566
31	0	0	0	104007	0	1068	1000	0	4927540
32	--	--	--	--	--	--	--	--	12530
33	--	--	--	--	--	--	--	--	3000
34	--	--	--	1851	--	38273	10025	--	491713
35	--	--	--	--	--	--	--	--	-2498
36	0	0	0	1851	0	38273	10025	0	504745
37	12575	19356	4770	108029	0	90339	33675	0	7251624
38	--	--	--	--	--	--	--	--	1710
39	12575	19356	4770	108029	0	90339	33675	0	7249914

No. 56-A-3435-ACCOUNT of EXPENDITURE on ECOLOGY AND ENVIRONMENT for the year ended 31st March, 2009.-Contd.

(In thousands of rupees)

	Total brought forward	STATE GOVERNMENTS						Item No.
		Maharashtra	Manipur	Meghalaya	Mizoram	Nagaland	Orissa	
01-Survey (Botanical)-								
001-Direction and Administration	82123	--	--	--	--	--	--	1
004-Research	186665	--	--	--	--	--	--	2
005-Investigation	21618	--	--	--	--	--	--	3
800-Other Expenditure	571	--	--	--	--	--	--	4
Total: 01	290977	0	0	0	0	0	0	5
02-Survey (Zoological)-								
001-Direction and Administration	107904	--	--	--	--	--	--	6
003-Training	260	--	--	--	--	--	--	7
004-Research	163393	--	--	--	--	--	--	8
005-Investigation	6003	--	--	--	--	--	--	9
Total: 02	277560	0	0	0	0	0	0	10
03-Environmental Research and Ecological Regeneration-								
001-Direction and Administration	8586	--	--	--	--	--	--	11
003-Environmental Education/ Training/Extension	606340	--	18230	--	--	--	5560	12
004-Research	0	--	--	--	--	--	--	13
101-Conservation Programmes	109279	--	--	--	--	--	--	14
102-Environmental Planning and Co-ordination	153158	--	--	--	--	--	91777	15
103-Research and Ecological Regeneration	317798	--	--	--	--	--	47000	16
789-Special Component Plan for Scheduled Castes	0	--	--	--	--	--	2576	17
796-Tribal Area Sub-Plan	0	--	--	--	--	--	--	18
798-International Co-operation	49065	--	--	--	--	--	--	19
800-Other Expenditure	10770	--	--	--	--	--	--	20
911-Deduct-Recoveries of Overpayments	-4194	--	--	--	--	--	--	21
Total: 03	1250802	0	18230	0	0	0	146913	22
04-Prevention and Control of Pollution-								
001-Direction & Administration	0	--	--	--	--	--	--	23
101-Prevention of Pollution of Ganga	3262637	--	--	--	--	--	--	24
103-Prevention of Air and Water Pollution	1400652	391502	--	--	--	--	300	25
104-Impact Assessment	79677	--	20000	--	--	--	--	26
789-Special Component Plan for Scheduled Castes	0	--	--	--	--	--	--	27
796-Tribal Area Sub-Plan	0	--	--	--	--	--	--	28
800-Other Expenditure	186140	--	--	--	3000	--	--	29
911-Deduct-Recoveries of Overpayments	-1566	--	--	--	--	--	--	30
Total: 04	4927540	391502	20000	0	3000	0	300	31
60-Others-								
001-Direction and Administration	12530	--	6763	--	--	--	--	32
198-Assistance to Gram Panchayats	3000	--	--	--	--	--	--	33
800-Other Expenditure	491713	--	10492	--	--	--	--	34
911-Deduct-Recoveries of Overpayments	-2498	--	--	--	--	--	--	35
Total: 60	504745	0	17255	0	0	0	0	36
Total: Expenditure on Ecology and Environment	7251624	391502	55485	0	3000	0	147213	37
Charged	1710	--	--	--	--	--	--	38
Voted	7249914	391502	55485	0	3000	0	147213	39

No. 56-A-3435-ACCOUNT of EXPENDITURE on ECOLOGY AND ENVIRONMENT for the year ended 31st March, 2009.-Concid.

Item No.	STATE GOVERNMENTS								Total
	Punjab	Rajasthan	Sikkim	Tamil Nadu	Tripura	Uttar Pradesh	Uttrakhand	West Bengal	
1	--	--	--	--	--	--	--	--	82123
2	--	--	--	--	--	--	--	--	186665
3	--	--	--	--	--	--	--	--	21618
4	--	--	--	--	--	--	--	--	571
5	0	0	0	0	0	0	0	0	290977
6	--	--	--	--	--	--	--	--	107904
7	--	--	--	--	--	--	--	--	260
8	--	--	--	--	--	--	--	--	163393
9	--	--	--	--	--	--	--	--	6003
10	0	0	0	0	0	0	0	0	277560
11	--	--	2720	13133	--	--	--	--	24439
12	--	--	--	11673	--	12196	--	3203	657202
13	--	--	--	--	--	--	--	--	0
14	--	--	6990	--	--	--	--	7182	123451
15	--	7007	--	4951	--	--	--	4108	261001
16	--	--	563	--	--	--	--	11523	376884
17	--	--	--	--	--	--	--	115	2691
18	--	100	--	--	--	--	--	--	100
19	--	--	--	--	--	--	--	--	49065
20	3000	--	--	--	--	--	--	--	13770
21	--	--	-2423	--	--	--	--	--	-6617
22	3000	7107	7850	29757	0	12196	0	26131	1501986
23	--	--	--	--	--	15226	--	--	15226
24	--	--	--	--	--	--	--	--	3262637
25	--	--	--	384	--	--	--	1757	1794595
26	--	--	--	--	--	--	--	--	99677
27	--	--	--	--	--	--	--	1746	1746
28	--	--	--	--	--	--	--	375	375
29	--	--	2100	6545	4000	1000	--	61700	264485
30	--	--	--	--	--	--	--	--	-1566
31	0	0	2100	6929	4000	16226	0	65578	5437175
32	--	--	--	--	--	--	--	--	19293
33	--	--	--	--	--	--	--	--	3000
34	--	--	--	--	--	--	--	--	502205
35	--	--	--	--	--	--	--	--	-2498
36	0	0	0	0	0	0	0	0	522000
37	3000	7107	9950	36686	4000	28422	0	91709	8029698
38	--	--	--	--	--	--	--	--	1710
39	3000	7107	9950	36686	4000	28422	0	91709	8027988

No. 57-A-3451 - ACCOUNT of EXPENDITURE on SECRETARIAT-ECONOMIC SERVICES for the year ended 31st March, 2009.

	Union Government	U.T.Govt. Puduchery	STATE GOVERNMENTS						NCT Delhi	Goa	Item No.
			Andhra Pradesh	Arunachal Pradesh	Assam	Bihar	Chhattisgarh				
001-Direction and Administration	-	-	-	-	-	-	-	-	-	1	
003-Training	-	156	-	-	-	-	-	-	-	2	
090-Secretariat	11707165	33790	2137526	20193	135609	321102	37151	9041	25378	3	
091-Attached Offices	2175951	49275	-	1199	1903462	-	-	-	-	4	
092-Other Offices	80898	-	1596690	-	-	-	-	-	-	5	
101-Planning Commission/Planning Board	585346	-	1545	913	-	18792	7864	-	-	6	
102-District Planning Machinery	608	-	70111	618713	-	-	1874	32173	-	7	
196-Assistance to Zilla Parishads/ District Panchyats	-	-	-	-	-	-	-	-	-	8	
789-Special Component Plan for Scheduled Castes	-	-	1220532	-	-	-	-	-	-	9	
792- Irrecoverable Loans Written off	-	-	-	-	165	-	-	-	-	10	
796-Tribal Area Sub-Plan	-	-	512534	-	-	-	-	-	-	11	
797-Transfer to/from Reserve Funds and Deposit Accounts	-	-	-	-	-	-	-	-	-	12	
800-Other Expenditure	103106	-	2285125	-	-	-	-	-	46928	13	
911-Deduct-Recoveries of Overpayments	-766	-2	-	-	-	-	-18	-	-76	14	
Total : Expenditure on Secretariat Economic Services	14652308	83219	7824063	641018	2039236	339876	46889	41214	72230	15	
Charged	8186	-	-	-	-	-	-	-	-	16	
Voted	14644122	83219	7824063	641018	2039236	339876	46889	41214	72230	17	

No. 57-A-3451 - ACCOUNT of EXPENDITURE on SECRETARIAT ECONOMIC SERVICES for the year ended 31st March, 2009. - Contd.

	Total brought forward	STATE GOVERNMENTS					Orissa	Item No.
		Maharashtra	Manipur	Meghalaya	Mizoram	Nagaland		
001-Direction and Administration	0	-	-	11641	-	-	-	1
003-Training	156	-	-	-	-	-	-	2
090-Secretariat	15975546	690708	1677	85446	46458	46880	457008	3
091-Attached Offices	4174201	-	-	15720	-	6580	3856	4
092-Other Offices	1680339	-	396712	-	-	25082	285395	5
101-Planning Commission/Planning Board	1470318	125867	-	9825	38306	76576	4011	6
102-District Planning Machinery	1750883	-	7771	11902	23149	23221	2560532	7
196-Assistance to Zilla Parishads/ District Panchyats	97802	-	-	-	-	-	-	8
789-Special Component Plan for Scheduled Castes	1490532	-	-	-	-	-	706185	9
792- Irrecoverable Loans Written off	165	-	-	-	-	-	-	10
796-Tribal Area Sub-Plan	521929	-	-	-	-	-	1045665	11
797-Transfer to/from Reserve Funds and Deposit Accounts	0	-	-	-	-	-	-	12
800-Other Expenditure	2698618	-	-	128599	-	-	-	13
911-Deduct-Recoveries of Overpayments	-1446	-6	-	-	-	-	-4035	14
Total : Expenditure on Secretariat Economic Services	29859043	816569	406160	263133	107913	178319	5058615	15
Charged	8186	18611	-	-	-	-	-	16
Voted	29850857	797958	406160	263133	107913	178319	5058615	17

No. 57-A-3451 - ACCOUNT of EXPENDITURE on SECRETARIAT ECONOMIC SERVICES for the year ended 31st March, 2009. - Contd.

Item No.	STATE GOVERNMENTS								Total carried over
	Gujarat	Haryana	Himachal Pradesh	Jammu and Kashmir	Jharkhand	Karnataka	Kerala	Madhya Pradesh	
1	--	--	--	--	--	--	--	--	0
2	--	--	--	--	--	--	--	--	156
3	337496	21953	67941	173775	189539	506037	166983	84867	15975546
4	--	27346	9000	--	--	7968	--	--	4174201
5	--	--	--	--	--	--	2751	--	1680339
6	4052	50462	40541	1906	--	26916	715163	16818	1470318
7	57873	737283	--	178114	--	--	54134	--	1750883
8	--	--	--	--	--	97802	--	--	97802
9	--	270000	--	--	--	--	--	--	1490532
10	--	--	--	--	--	--	--	--	165
11	9395	--	--	--	--	--	--	--	521929
12	--	--	--	--	--	--	--	--	0
13	80026	--	--	--	--	183433	--	--	2698618
14	-24	--	--	--	--	--	-560	--	-1446
15	488818	1107044	117482	353795	189539	822156	938471	101685	29859043
16	--	--	--	--	--	--	--	--	8186
17	488818	1107044	117482	353795	189539	822156	938471	101685	29850857

No. 57-A-3451 - ACCOUNT of EXPENDITURE on SECRETARIAT ECONOMIC SERVICES for the year ended 31st March, 2009. - Concl'd.

Item No.	STATE GOVERNMENTS								Total
	Punjab	Rajasthan	Sikkim	Tamil Nadu	Tripura	Uttar Pradesh	Uttarakhand	West Bengal	
1	--	--	--	--	--	--	--	--	11641
2	--	--	--	--	--	--	--	--	156
3	34066	157215	37175	309627	--	330211	--	409824	18581839
4	--	5819	1960	--	20206	--	--	9032	4237374
5	6817	--	6882	16946	--	95822	148419	--	2662394
6	1028079	--	--	25598	249	97254	--	13315	2889398
7	--	11501	--	24534	--	--	--	--	4413493
8	--	--	--	--	--	--	--	--	97802
9	--	--	--	--	--	--	--	--	2196717
10	--	--	--	--	--	--	--	--	165
11	--	--	--	--	--	--	--	--	1567594
12	--	2192100	--	--	--	--	--	--	2192100
13	--	--	--	--	--	5500	--	--	2832717
14	--	--	-149	--	--	--	--	--	-5636
15	1068962	2366635	45868	376705	20455	528787	148419	432171	41677754
16	--	--	--	--	--	--	--	--	26797
17	1068962	2366635	45868	376705	20455	528787	148419	432171	41650957

Economic Services

No. 58-1452-ACCOUNT of RECEIPTS from TOURISM for the year ended 31st March, 2009

(In thousands of rupees)

	Union Government	U.T. Govt. Puducherry	STATE GOVERNMENTS						Item No.
			Andhra Pradesh	Arunachal Pradesh	Assam	Bihar	Chhattisgarh	NCT Delhi	
103-Receipts from Tourist Transport	112	115	--	--	493	--	--	--	1
104-Promotion and Publicity	--	--	--	--	--	3	--	--	2
105-Rent and Catering Receipts	3945	4292	--	--	598	51	--	--	3
800-Other Receipts	76827	422	136984	2926	329	57	--	1042	4
900- Deduct- Refunds	--	353	--	--	--	--	--	--	5
Total-Receipts from Tourism	80884	5182	136984	2926	1420	111	0	1042	6

No. 58-1452-ACCOUNT of RECEIPTS from TOURISM for the year ended 31st March, 2009-Contd.

(In thousands of rupees)

	Total brought forward	STATE GOVERNMENTS							Item No.
		Madhya Pradesh	Maharashtra	Manipur	Meghalaya	Mizoram	Nagaland	Orissa	
103-Receipts from Tourist Transport	788	--	--	48	--	--	40	--	1
104-Promotion and Publicity	19	--	--	--	27	--	60	--	2
105-Rent and Catering Receipts	13926	24	--	--	--	11144	50	--	3
800-Other Receipts	683323	1	2216	--	--	--	1180	1814	4
900- Deduce- Refunds	353	--	--	--	--	--	--	--	5
Total-Receipts from Tourism	698409	25	2216	48	27	11144	1330	1814	6

No. 58-1452-ACCOUNT of RECEIPTS from TOURISM for the year ended 31st March, 2009-Contd.

(In thousands of rupees)

Item No.	STATE GOVERNMENTS								Total carried over
	Goa	Gujarat	Haryana	Himachal Pradesh	Jammu and Kashmir	Jharkhand	Karnataka	Kerala	
1	68	--	--	--	--	--	--	--	788
2	--	--	--	--	--	--	--	16	19
3	2169	--	--	239	1765	--	867	--	13926
4	57531	3894	11758	3159	4397	1174	330106	52717	683323
5	--	--	--	--	--	--	--	--	353
6	59768	3894	11758	3398	6162	1174	330973	52733	698409

No. 58-1452-ACCOUNT of RECEIPTS from TOURISM for the year ended 31st March, 2009-Concl.

(In thousands of rupees)

Item No.	STATE GOVERNMENTS								Total
	Punjab	Rajasthan	Sikkim	Tamil Nadu	Tripura	Uttar Pradesh	Uttarakhand	West Bengal	
1	--	--	--	--	6011	6	--	2157	9050
2	--	--	--	--	--	--	--	--	106
3	--	--	6979	--	--	--	--	--	32123
4	2	177414	14112	256108	151	324509	31820	26856	1519506
5	--	--	--	--	--	--	--	--	353
6	2	177414	21091	256108	6162	324515	31820	29013	1561138

Economic Services

No. 58-A-3452- ACCOUNT of EXPENDITURE on TOURISM for the year ended 31st March, 2009.

(In thousands of rupees)

	Union Government	U.T. Govt. Puduchery	STATE GOVERNMENTS							Item No.
			Andhra Pradesh	Arunachal Pradesh	Assam	Bihar	Chhattisgarh	NCT Delhi	Goa	
01-Tourist Infrastructure-										
001-Direction and Administration									23285	1
003-Training										2
101-Tourist Centres	9311			17347	5346	9271			12076	3
102-Tourist Accommodation	7644	11950	248770		12449					4
103-Tourist Transport Services	10596			546	3343					5
190-Assistance to Public Sector and Other Undertakings			23787					2500		6
196-Assistance to Zila Parishad/ District Level Panchayats										7
198-Assistance to Gram Panchayats										8
789-Special Component Plan for Scheduled Castes										9
796-Tribal Area Sub-Plan										10
800-Other Expenditure	698	21123		832					189396	11
902-Deduct-Amount met from Beached Improvement Fund									-812	12
911-Deduct-Recoveries of Overpayment			-112						-11889	13
Total: 01	28249	33073	272445	18725	21138	9271	0	2500	212056	14
80-General-										
001-Direction and Administration	701167	7948	16849	26220	11338	10820	310000	4690		15
003-Training	794156			273						16
104-Promotion and Publicity	2925270	127038		2184	14785	9234		14491		17
190-Assistance to Public Sector and Other Undertakings										18
196-Assistance to Zila Parishad/ District Level Panchayats										19
198-Assistance to Gram Panchayats										20
789-Special Component Plan for Scheduled Castes										21
796-Tribal Area Sub-Plan										22
798-International Co-operation	9852									23
800-Other Expenditure	272060	1150		24858	85359	16476				24
911-Deduct-Recoveries of Overpayments		-36				-3				25
Total: 80	4702505	136100	16849	53535	111482	36527	310000	19181	0	26
Total: Expenditure on Tourism	4730754	169173	289294	72260	132620	45798	310000	21681	212056	27
Charged										28
Voted	4730754	169173	289294	72260	132620	45798	310000	21681	212056	29

COMBINED FINANCE AND REVENUE ACCOUNTS OF THE UNION AND STATE GOVERNMENTS IN INDIA FOR THE YEAR 2008-09.

No. 58-A-3452-ACCOUNT of EXPENDITURE on TOURISM for the year ended 31st March, 2009.-Contd.

(In thousands of rupees)

Item No.	STATE GOVERNMENTS								Total carried over
	Gujarat	Haryana	Himachal Pradesh	Jammu and Kashmir	Jharkhand	Karnataka	Kerala	Madhya Pradesh	
1	--	--	--	--	--	--	--	--	23285
2	--	--	--	--	--	--	--	--	0
3	35000	--	--	32761	57592	--	--	67871	246575
4	--	--	--	26462	--	--	14965	--	322240
5	900	--	--	75	--	--	49723	--	65183
6	458300	--	--	--	--	--	--	100500	585087
7	--	--	--	--	--	--	--	--	0
8	--	--	--	--	--	--	--	--	0
9	--	--	91	--	18502	--	--	--	18593
10	119300	--	--	--	179584	--	--	20000	318884
11	6500	--	--	136231	--	123005	1421	195	479401
12	--	--	--	--	--	--	--	--	-812
13	--	--	--	--	-18164	--	--	--	-30165
14	620000	0	91	195529	237514	123005	66109	188566	2028271
15	1089	16485	32346	506874	9503	20784	138049	7973	1822135
16	--	--	1000	--	--	--	--	--	795429
17	--	--	37500	--	85226	512318	252566	--	3980612
18	--	--	--	--	--	--	--	--	0
19	--	--	--	--	--	--	--	--	0
20	--	--	--	--	--	--	--	--	0
21	--	--	--	--	--	--	--	--	0
22	--	--	3917	--	--	--	--	--	3917
23	--	--	--	--	--	--	--	--	9852
24	232092	4200	2000	32137	--	--	655980	--	1326312
25	--	--	--	--	--	--	-5115	--	-5154
26	233181	20685	76763	539011	94729	533102	1041480	7973	7933103
27	853181	20685	76854	734540	332243	656107	1107589	196539	9961374
28	--	--	--	--	--	--	--	--	0
29	853181	20685	76854	734540	332243	656107	1107589	196539	9961374

Economic Services

No. 58-A-3452-ACCOUNT of EXPENDITURE on TOURISM for the year ended 31st March, 2009.-Contd.

	Total brought forward	(In thousands of rupees)						Item No.
		STATE GOVERNMENTS						
		Maharashtra	Manipur	Meghalaya	Mizoram	Nagaland	Orissa	
01-Tourist Infrastructure-								
001-Direction and Administration	23285	--	--	--	--	--	--	1
003-Training	0	--	--	--	--	--	--	2
101-Tourist Centres	246575	1208088	--	15369	200	41593	4373	3
102-Tourist Accomodation	322240	--	--	1676	22641	750	14923	4
103-Tourist Transport Services	65183	--	--	228	--	1411	--	5
190-Assistance to Public Sector and Other Undertakings	585087	--	--	2324	--	--	--	6
196-Assistance to Zila Parishad/ District Level Panchayats	0	--	--	--	--	--	--	7
198-Assistance to Gram Panchayats	0	--	--	--	--	--	--	8
789- Special Component Plan for Scheduled Castes	18593	--	--	--	--	--	--	9
796-Tribal Area Sub-Plan	318884	--	--	--	--	--	--	10
800-Other Expenditure	479401	--	4803	--	9869	--	--	11
902-Deduct-Amount met from Beached Improvement Fund	-812	--	--	--	--	--	--	12
911-Deduct-Recoveries of Overpayments	-30165	--	--	--	--	--	--	13
Total: 01	2028271	1208088	4803	19597	32710	43754	19296	14
80-General-								
001-Direction and Administration	1822135	--	17274	7168	17405	25231	7631	15
003-Training	795429	--	--	563	217	--	--	16
104-Promotion and Publicity	3980612	--	800	15467	--	--	83228	17
190-Assistance to Public Sector and Other Undertakings	0	--	--	--	--	--	--	18
196-Assistance to Zila Parishad/ District Level Panchayats	0	--	--	--	--	--	--	19
198- Assistance to Gram Panchayats	0	--	--	--	--	--	--	20
789-Special Component Plan for Scheduled Castes	0	--	--	--	--	--	--	21
796-Tribal Area Sub-Plan	3917	--	--	--	--	--	--	22
798-International Co-operation	9852	--	--	--	--	--	--	23
800-Other Expenditure	1326312	--	1200	99	--	--	--	24
911-Deduct-Recoveries of Overpayments	-5154	--	--	--	--	--	--	25
Total: 80	7933103	0	19274	23297	17622	25231	90859	26
Total: Expenditure on Tourism	9961374	1208088	24077	42894	50332	68985	110155	27
Charged	0	--	--	1200	--	--	--	28
Voted	9961374	1208088	24077	42894	50332	68985	110155	29

COMBINED FINANCE AND REVENUE ACCOUNTS OF THE UNION AND STATE GOVERNMENTS IN INDIA FOR THE YEAR 2008-09.

No. 58-A-3452-ACCOUNT of EXPENDITURE on TOURISM for the year ended 31st March, 2009-Concl'd.

Item No.	STATE GOVERNMENTS								Total
	Punjab	Rajasthan	Sikkim	Tamil Nadu	Tripura	Uttar Pradesh	Uttarakhand	West Bengal	
1	-	-	-	-	-	-	-	-	23285
2	-	-	-	-	-	-	-	-	0
3	-	-	33667	191293	1799	-	-	17902	1760859
4	218	-	11700	-	6185	-	-	-	380333
5	-	-	1	-	-	-	-	-	66823
6	-	-	-	-	-	-	-	-	587411
7	-	-	-	-	-	-	-	-	0
8	-	-	-	-	-	-	-	-	0
9	-	-	1500	-	-	-	-	17466	37559
10	-	-	8500	-	-	-	-	11656	339040
11	-	-	-	-	-	-	-	54448	548521
12	-	-	-	-	-	-	-	-	-812
13	-	-	-	-	-	-	-	-	-30165
14	218	0	55368	191293	7984	0	0	101472	3712854
15	9776	59424	9709	53615	13103	22060	193861	3438	2261830
16	-	-	-	-	-	-	-	4977	801186
17	-	-	18530	135122	-	74229	87399	-	4395387
18	-	-	-	-	-	-	-	-	0
19	-	-	990	-	-	-	-	-	990
20	-	-	2310	-	-	-	-	-	2310
21	-	-	-	-	-	-	-	10858	10858
22	-	7499	-	-	-	-	-	12242	23658
23	-	-	-	-	-	-	-	-	9852
24	-	150446	-	500	4448	46335	-	124113	1653453
25	-	-	-	-15737	-	-	-	-	-20891
26	9776	217369	31539	173500	17551	142624	281260	155628	9138633
27	9994	217369	86907	364793	25535	142624	281260	257100	12851487
28	-	85	-	-	-	-	-	-	85
29	9994	217284	86907	364793	25535	142624	281260	257100	12851402

Economic Services

COMBINED FINANCE AND REVENUE ACCOUNTS OF THE UNION AND STATE GOVERNMENTS IN INDIA FOR THE YEAR 2008-09.

No. 58-B-5452-ACCOUNT of CAPITAL OUTLAY on TOURISM during and to the end of the year 2008-09.

	(In thousands of rupees)	
	Expenditure	
	During the year	To end of the year
UNION GOVERNMENT		
01-Tourist Infrastructure-		
101-Tourist Centre	111916	4223851
102-Tourist Accommodation	5616656	26512223
103-Tourist Transport	—	116791
190-Investments in Public Sector and Other Undertakings	—	177650
800-Other Expenditure	22490	1336446
80-General-		
190-Investments in Public Sector and Other Undertakings	—	78009
800-Other Expenditure	19293	212052
Total: Union Government	5770355	32657022
UNION TERRITORY PUDUCHERRY		
01-Tourist Infrastructure-		
102-Tourist Accommodation	400	6170
800-Other Expenditure	80731	167440
80-General-		
001-Direction and Administration	—	1502
190-Investments in Public Sector and Other Undertakings	—	276878
800-Other Expenditure	39900	160294
Total: Government of Puducherry	121031	612284
STATE GOVERNMENTS		
ANDHRA PRADESH		
01-Tourist Infrastructure-		
102-Tourist Accommodation	—	4515
80-General-		
190-Investments in Public Sector and Other Undertakings	—	30112
800-Other Expenditure	—	2470
Total: Government of Andhra Pradesh	0	37097
ARUNACHAL PRADESH		
01-Tourist Infrastructure-		
102-Tourist Accommodation	12037	640808
800-Other Expenditure	—	21367
80-General-		
800-Other Expenditure	319120	428308
Total: Government of Arunachal Pradesh	331157	1090483
ASSAM		
01-Tourist Infrastructure-		
001-Direction and Administration	—	2250
101-Tourist Centre	—	39550
102-Tourist Accommodation	23081	123766
190-Investments in Public Sector and Other Undertakings	—	4600
800-Other Expenditure	—	113964
80-General-		
104-Promotion and Publicity	—	6328
Total: Government of Assam	23081	290458

COMBINED FINANCE AND REVENUE ACCOUNTS OF THE UNION AND STATE GOVERNMENTS IN INDIA FOR THE YEAR 2008-09.

No: 58-B-5452-ACCOUNT of CAPITAL OUTLAY on TOURISM during and to the end of the year 2008-09.-Contd.

	(In thousands of rupees)	
	Expenditure	
	During the year	To end of the year
BIHAR		
01-Tourist Infrastructure-		
050-Land	—	48254
101-Tourist Centre	—	46902
102-Tourist Accommodation	—	31561
80-General-		
190-Investments in Public Sector and Other Undertakings	—	15129
796-Tribal Area Sub-Plan	—	87672
800-Other Expenditure	230397	790083
Total: Government of Bihar	230397	1019601
CHHATTISGARH		
01-Tourist Infrastructure-		
101-Tourist Centre	9270	278829
102-Tourist Accommodation	50000	172400
190-Investments in Public Sector and Other Undertakings	—	—
796-Tribal Area Sub-Plan	—	—
Total: Government of Chhattisgarh	59270	451229
NCT DELHI		
01-Tourist Infrastructure-		
101-Tourist Centre	—	440
800-Other Expenditure	—	52008
80-General-		
104-Promotion and Publicity	—	410
190-Investments in Public Sector and Other Undertakings	—	243181
800-Other Expenditure	24	63466
Total : NCT Delhi	24	359505
GOA		
01-Tourist Infrastructure-		
101-Tourist Centre	21320	422900
800-Other Expenditure	115811	117378
80-General-		
104-Promotion and Publicity	—	119713
190-Investments in Public Sector and Other Undertakings	—	106492
800-Other Expenditure	—	55474
Total: Government of Goa	137131	821957
Charged	—	—
Voted	137131	821957
GUJARAT		
01-Tourist Infrastructure-		
190-Investments in Public Sector and Other Undertakings	1000	153199
800-Other Expenditure	—	9503
80-General-		
800-Other Expenditure	—	67
Total: Government of Gujarat	1000	162769
HARYANA		
80-General-		
800-Other Expenditure	190987	1179345
Total: Government of Haryana	190987	1179345

Economic Services

No. 58-B-5452-ACCOUNT of CAPITAL OUTLAY on TOURISM during and to the end of the year 2008-09.-Contd.

	(In thousands of rupees)	
	Expenditure	
	During the year	To end of the year
HIMACHAL PRADESH		
01-Tourist Infrastructure-		
101-Tourist Centre	—	2000
190-Investments in Public Sector and Other Undertakings	—	38365
796-Tribal Area Sub-Plan	—	3875
800-Other Expenditure	20000	505585
80-General-		
003-Training	—	3748
104-Promotion and Publicity	—	3249
796-Tribal Area Sub-Plan	3200	116389
800-Other Expenditure	—	25904
Total: Government of Himachal Pradesh	23200	699115
JAMMU AND KASHMIR		
01-Tourist Infrastructure-		
101-Tourist Centre	—	35218
102-Tourist Accommodation	—	1307301
103-Tourist Transport	—	199
800-Other Expenditure	700	431674
80-General-		
104-Promotion and Publicity	—	418542
190-Investments in Public Sector and Other Undertakings	—	398756
800-Other Expenditure	1282099	5117743
	(A)	
Total: Government of Jammu and Kashmir	1282799	7709433
JHARKHAND		
80-General		
104-Promotion and Publicity	547401	816942
789-Special Component Plan for Scheduled Castes	13784	13784
796-Tribal Area Sub-Plan	328040	617706
800-Other Expenditure	—	14358
Total: Government of Jharkhand	889225	1462790
KARNATAKA		
01-Tourist Infrastructure-		
102-Tourist Accommodation	—	10787
800-Other Expenditure	561300	1069851
80-General-		
190-Investments in Public Sector and Other Undertakings	—	65171
800-Other Expenditure	—	47167
Total: Government of Karnataka	561300	1192976
KERALA		
01-Tourist Infrastructure-		
103-Tourist Transport	—	2549
190-Investments in Public Sector and Other Undertakings	113651	1430299
800-Other Expenditure	62024	876082
Total: Government of Kerala	175675	2308930
MADHYA PRADESH		
01-Tourist Infrastructure-		
101-Tourist Centre	423223	1259624
103-Tourist Transport	8500	25000
190-Investments in Public Sector and Other Undertakings	—	355043
789-Special Component Plan for Scheduled Castes	—	30450
796-Tribal Area Sub-Plan	—	54298
800-Other Expenditure	34000	118500
80-General-		
104-Promotion and Publicity	47500	132500
		(B)
Total: Government of Madhya Pradesh	513223	1975415
MAHARASHTRA		
80-General-		
190-Investments in Public Sector and Other Undertakings	—	158888
800-Other Expenditure	—	9203
Total: Government of Maharashtra	0	168091

(A) Includes Rs.200 thousands as Grants-in-aid paid to Administrator, Nagin Club, Srinagar and Rs.2500 thousands to Principal Jawahar Institute of Mountaineering and Water Sports, Srinagar.

(B) Amount of Rs. 303316 thousands represent balances of composite State of Madhya Pradesh yet to be allocated between Madhya Pradesh and its successor State.

COMBINED FINANCE AND REVENUE ACCOUNTS OF THE UNION AND STATE GOVERNMENTS IN INDIA FOR THE YEAR 2008-09.

No. 58-B-5452-ACCOUNT of CAPITAL OUTLAY on TOURISM during and to the end of the year 2008-09.-Contd.

	(In thousands of rupees)	
	Expenditure	
	During the year	To end of the year
MANIPUR		
01-Tourist Infrastructure-		
101-Tourist Centre	103608	297975
800-Other Expenditure	—	—
	458	4753
80-General-		
104-Promotion and Publicity	—	3459
800-Other Expenditure	—	903
Total: Government of Manipur	104066	307090
MEGHALAYA		
01-Tourist Infrastructure-		
101-Tourism Centre	—	994
102-Tourist Accommodation	—	6257
190-Investments in Public Sector and Other Undertakings	550	61511
800-Other Expenditure	—	3131
80-General-		
190-Investments in Public Sector and Other Undertakings	—	19525
800-Other Expenditure	—	43375
Total: Government of Meghalaya	550	134793
MIZORAM		
01-Tourist Infrastructure-		
101-Tourist Centre	—	15300
102-Tourist Accommodation	138432	494888
800-Other Expenditure	—	1091
80-General-		
104-Promotion and Publicity	—	2448
Total: Government of Mizoram	138432	513727
NAGALAND		
01-Tourist Infrastructure-		
102-Tourist Accommodation	—	26140
800-Other Expenditure	—	2016
80-General-		
800-Other Expenditure	33500	231060
Total: Government of Nagaland	33500	259216
ORISSA		
01-Tourist Infrastructure-		
101-Tourist Centre	—	73881
102-Tourist Accommodation	197500	870470
103-Tourist Transport	189999	195059
190-Investments in Public Sector and Other Undertakings	—	7000
796-Tribal Area Sub-Plan	—	2250
800-Other Expenditure	—	74976
901-Deduct- Receipts and Recoveries on Capital Account	—	-10434
80-General-		
104-Promotion and Publicity	347	12870
190-Investments in Public Sector and Other Undertakings	—	80936
Total: Government of Orissa	387846	1307008
PUNJAB		
01-Tourist Infrastructure-		
102-Tourist Accommodation	—	19927
190-Investments in Public Sector and Other Undertakings	—	25288
800-Other Expenditure	158753	331305
Total: Government of Punjab	158753	376520


No. 58-B-5452-ACCOUNT of CAPITAL OUTLAY on TOURISM during and to the end of the year 2008-09. Concl'd.

	(In thousands of rupees)	
	Expenditure	
	During the year	To end of the year
RAJASTHAN		
80-General-		
105-Tourism Transport	—	47500
		(A)
190-Investments in Public Sector and Other Undertakings	—	192308
		(B)
796-Tribal Area Sub-Plan	32500	185173
800-Other Expenditure	103858	1184149
Total: Government of Rajasthan	136358	1609130
SIKKIM		
01-Tourist Infrastructure-		
101-Tourist Centre	379941	1055246
102-Tourist Accommodation	72999	249513
103-Tourist Transport	—	5812
190-Investments in Public Sector and Other Undertakings	—	70487
789- Special Component Plan for Scheduled Castes	4315	7946
796- Tribal Area Sub-Plan	8484	17849
800-Other Expenditure	—	28393
Total: Government of Sikkim	465739	1435246
TAMIL NADU		
01-Tourist Infrastructure-		
101-Tourist Centre	112114	662370
102-Tourist Accommodation	—	4916
800-Other Expenditure	—	491
80-General-		
104-Promotion and Publicity	—	8300
190-Investments in Public Sector and Other Undertakings	—	53930
800-Other Expenditure	20350	192768
Total: Government of Tamil Nadu	132464	922775
TRIPURA		
01-Tourist Infrastructure-		
101 Tourist Centre	—	93577
102-Tourist Accommodation	6631	14734
800-Other Expenditure	—	—
Total: Government of Tripura	6631	108311
UTTAR PRADESH		
01-Tourist Infrastructure-		
102-Tourist Accommodation	—	110802
190-Investments in Public Sector and Other Undertaking	—	39937
901-Deduct-Receipts and Recoveries on Capital Account	—	—
80-General-		
104-Promotion and Publicity	379233	3602405
190-Investments in Public Sector and Other Undertakings	—	63727
800-Other Expenditure	—	4452
		(C)
Total: Government of Uttar Pradesh	379233	3821323
UTTARAKHAND		
80-General-		
104-Promotion and Publicity	455851	2575028
796-Tribal Area Sub-Plan	6372	113406
800-Other Expenditure	11100	28980
Total: Government of Uttarakhand	473323	2717414
WEST BENGAL		
01-Tourist Infrastructure-		
101-Tourist Centre	—	4672
102-Tourist Accommodation	1000	115452
190-Investments in Public Sector and Other Undertakings	—	138031
789- Special Component Plan for Scheduled Castes	—	6600
796- Tribal Area Sub-Plan	10000	21559
800-Other Expenditure	24000	56145
80-General-		
800-Other Expenditure	—	2032
Total: Government of West Bengal	35000	344491
Total: Capital Outlay on Tourism	12761750	68055544

(A) Includes investment in Rajasthan Paryatan Vikas Nigam Limited, Jaipur (Rs.176261 thousands) and Rajasthan State Hotels Corporation Ltd., Jaipur (Rs.9447 thousands) and Rs. 5000 thousands as capital expenditure.

(B) Includes investment of Rs.8176 thousands in Rajasthan Paryatan Vikas Nigam Ltd., Jaipur.

(C) Includes Rs.1373404 thousands yet to be apportioned between Uttar Pradesh and Uttarakhand.



No. 58-C-7452-ACCOUNT of LOANS for TOURISM showing the amounts ADVANCED and REPAYED during the year ended 31st March, 2009 and the BALANCES of such LOANS at the commencement and at the end of the year 2008-09.-Contd.

Item No.	STATE GOVERNMENTS								Total carried over
	Gujarat	Haryana	Himachal Pradesh	Jammu and Kashmir	Jharkhand	Karnataka	Kerala	Madhya Pradesh	
1								266	31771
2									0
3									0
4	0	0	0	0	0	0	0	266	31771
5	15590								35274
6							19223		0
7	5540								5540
8	10050	0	0	0	0	0	19223	0	29734
9								750	750
10									0
11									0
12	0	0	0	0	0	0	0	750	750
13						11971			178037
14									0
15									36083
16	0	0	0	0	0	11971	0	0	141954
17	16199			276167					292366
18									0
19									0
20	16199	0	0	276167	0	0	0	0	292366
21	-5540			12837					10089
22									0
23	-5540								-5540
24	0	0	0	12837	0	0	0	0	15629
25	26249	0	0	289004	0	11971	19223	1016	548287
26	0	0	0	0	0	0	0	0	0
27	0	0	0	0	0	0	0	0	36083
28	26249	0	0	289004	0	11971	19223	1016 (A)	512204
29									0

(A) Rs. 1016 thousands are yet to be apportioned between Madhya Pradesh and Chhattisgarh.

Loans and Advances

No. 58-C-7452-ACCOUNT of LOANS for TOURISM showing the amounts ADVANCED and REPAID during the year ended 31st March, 2009 and the BALANCES of such LOANS at the commencement and at the end of the year 2008-09.-Contd.

	Total brought forward	(In thousands of rupees)						Item No.
		STATE GOVERNMENTS						
		Maharashtra	Manipur	Meghalaya	Mizoram	Nagaland	Orissa	
01-Tourist Infrastructure-								
101-Tourist Centres-								
Balance 1st April 2008	31771	--	--	--	--	--	--	1
Advanced during the year	0	--	--	--	--	--	--	2
Repaid during the year	0	--	--	--	--	--	--	3
Balance 31st March, 2009	31771	0	0	0	0	0	0	4
190-Loans to Public Sector and Other Undertakings-								
Balance 1st April 2008	35274	--	--	12000	--	--	--	5
Advanced during the year	0	--	--	--	--	--	--	6
Repaid during the year	5540	--	--	--	--	--	--	7
Balance 31st March, 2009	29734	0	0	12000	0	0	0	8
796-Tribal Area Sub-Plan-								
Balance 1st April 2008	750	--	--	--	--	--	--	9
Advanced during the year	0	--	--	--	--	--	--	10
Repaid during the year	0	--	--	--	--	--	--	11
Balance 31st March, 2009	750	0	0	0	0	0	0	12
800-Other Loans-								
Balance 1st April 2008	178037	--	--	7000	--	--	--	13
Advanced during the year	0	--	--	--	--	--	--	14
Repaid during the year	36083	--	--	--	--	--	--	15
Balance 31st March, 2009	141954	0	0	7000	0	0	0	16
60-Others-								
190-Loans to Public Sector and Other Undertakings-								
Balance 1st April 2008	292366	37196	--	--	--	--	--	17
Advanced during the year	0	--	--	--	--	--	--	18
Repaid during the year	0	--	--	--	--	--	--	19
Balance 31st March, 2009	292366	37196	0	0	0	0	0	20
800-Other Loans-								
Balance 1st April 2008	10089	--	--	--	--	--	--	21
Advanced during the year	0	--	--	--	--	--	--	22
Repaid during the year	-5540	--	--	--	--	--	--	23
Balance 31st March, 2009	15629	0	0	0	0	0	0	24
Total: Loans for Tourism-								
Balance 1st April 2008	548287	37196	0	19000	0	0	0	25
Advanced during the year	0	0	0	0	0	0	0	26
Repaid during the year	36083	0	0	0	0	0	0	27
Balance 31st March, 2009	512204	37196	0	19000	0	0	0	28
Interest received and credited to revenue	0	--	--	--	--	--	--	29

No. 58-C-7452-ACCOUNT of LOANS for TOURISM showing the amounts ADVANCED and REPAYED during the year ended 31st March, 2009 and the BALANCES of such LOANS at the commencement and at the end of the year 2008-09.-Concl'd.

(In thousands of rupees)

Item No.	STATE GOVERNMENTS								Total
	Punjab	Rajasthan	Sikkim	Tamil Nadu	Tripura	Uttar Pradesh	Uttarakhand	West Bengal	
1	--	--	--	--	--	--	--	--	31771
2	--	--	--	--	--	--	--	--	0
3	--	--	--	--	--	--	--	--	0
4	0	0	0	0	0	0	0	0	31771
5	--	--	1	-2362	--	--	--	11125	56038
6	--	--	--	--	--	--	--	--	0
7	--	--	--	4731	--	--	--	--	10271
8	0	0	1	-7093	0	0	0	11125	45767
9	--	--	--	--	--	--	--	--	750
10	--	--	--	--	--	--	--	--	0
11	--	--	--	--	--	--	--	--	0
12	0	0	0	0	0	0	0	0	750
13	37085	--	--	--	--	--	--	--	222122
14	--	--	--	--	--	--	--	--	0
15	--	--	--	--	--	--	--	--	36083
16	37085	0	0	0	0	0	0	0	186039
17	--	1000	--	--	--	26037	--	--	356599
18	--	--	--	--	--	6000	--	--	6000
19	--	--	--	--	--	--	--	--	0
20	0	1000	0	0	0	32037	0	0	362599
21	--	--	--	--	--	--	--	--	10089
22	--	--	--	--	--	--	--	--	0
23	--	--	--	--	--	--	--	--	-5540
24	0	0	0	0	0	0	0	0	15629
25	37085	1000	1	-2362	0	26037	0	11125	677369
26	0	0	0	0	0	6000	0	0	6000
27	0	0	0	4731	0	0	0	0	40814
28	37085	1000	1	-7093	0	32037	0	11125	642555
29	--	--	--	--	--	--	--	--	0


(A) Minus balance is under investigation.

(B) Includes Rs. 26037 thousands are yet to be apportioned between Uttar Pradesh and Uttarakhand.

**No. 59-A-3453-ACCOUNT of EXPENDITURE on FOREIGN TRADE and EXPORT PROMOTION for the year ended
31st March, 2009.**

	(In thousands of Rupees)							Total
	Union Government	STATE GOVERNMENTS						
		Andhra Pradesh	NCT Delhi	Gujarat	Orissa	Tamil Nadu	Uttar Pradesh	
101-Foreign Trade Control	603844	--	--	--	--	--	--	603844
102-Trade Representation	866029	--	--	--	--	--	--	866029
103-Trade Information and Statistics	159633	--	--	--	--	--	--	159633
105-Quality Control of Exports	158300	--	--	--	--	--	--	158300
106-Administration of Export Promotion Schemes	409350	7243	337	--	48751	--	--	465681
107-Export Subsidy	5000000	--	--	--	--	--	--	5000000
194-Assistance for Export Promotion and Market Development	24411654	--	--	--	--	--	700	24412354
798-International Co-operation	73855	--	--	--	--	--	--	73855
800-Other Expenditure	5670721	--	--	--	--	--	--	5670721
911-Deduct-Recoveries of Overpayments	581726	--	--	--	--	--	--	581726
Total : Expenditure on Foreign Trade and Export Promotion	36771660	7243	337	0	48751	0	700	36828691
Charged	--	--	--	--	--	--	--	0
Voted	36771660	7243	337	0	48751	0	700	36828691

Economic Services



**No. 60-A-3454-ACCOUNT of EXPENDITURE on CENSUS, SURVEYS AND STATISTICS for the year
ended 31st March, 2009**

(In thousands of rupees)

	Union Government	U.T.Govt. Puducherry	STATE GOVERNMENTS							Item No.
			Andhra Pradesh	Arunachal Pradesh	Assam	Bihar	Chhattisgarh	NCT Delhi	Goa	
01-Census-										
001-Direction and Administration	350189	--	--	31499	--	--	72042	--	--	1
101-Computerisation of Census Data	449629	--	--	--	--	--	--	--	--	2
201-National Sample Survey Organisation	--	--	--	--	--	--	--	--	--	3
203-Computer Services	--	--	--	--	--	--	--	--	--	4
796-Tribal Area Sub-Plan	--	--	--	--	--	--	--	--	--	5
800-Other Expenditure	790690	--	30	--	--	--	--	--	--	6
911-Deduct-Recoveries of Overpayments	--	--	--	--	--	--	-338	--	--	7
Total: 01	1590508	0	30	31499	0	71704	0	0	0	8
02-Surveys and Statistics-										
001-Direction and Administration	--	18740	--	--	--	--	--	--	--	9
003-Training	--	--	15	--	--	--	--	--	--	10
110-Gazetter and Statistical Memoirs	--	--	6179	--	--	--	1140	--	1246	11
111-Vital Statistics	--	--	32097	15171	--	39297	3741	--	34155	12
112-Economic Advice and Statistics	12134	--	222354	--	--	--	--	39631	--	13
201-National Sample Survey Organisation	1508857	--	--	15296	--	14718	4369	--	--	14
202-Indian Statistical Institute	915783	--	--	--	--	--	--	--	--	15
203-Computer Services	51608	--	--	--	--	--	--	8288	1446	16
204-Central Statistical Organisation	436801	--	--	--	--	85496	--	--	--	17
205-State Statistical Agency	--	--	--	--	--	--	49523	--	--	18
796-Tribal Area Sub-Plan	--	--	--	--	--	--	--	--	--	19
797-Transfer to/from Reserve Fund and Deposit Accounts	--	--	--	--	--	--	--	--	--	20
798-International Co-operation	980	--	--	--	--	--	--	--	--	21
800-Other Expenditure	17766	5641	166379	1000	157867	8741	30	262342	--	22
911-Deduct- Recoveries of Overpayments	--	--	--	--	--	--	-89	--	-48	23
Total: 02	2943929	24381	427024	31467	157867	148163	58803	310261	36799	24
80-General-										
800-Other Expenditure	--	--	--	--	--	--	--	--	--	25
Total : 80	0	0	0	0	0	0	0	0	0	26
Total: Expenditure on Census, Surveys and Statistics	4534437	24381	427054	62966	157867	219867	58803	310261	36799	27
Charged	--	--	--	1000	--	--	--	--	--	28
Voted	4534437	24381	427054	61966	157867	219867	58803	310261	36799	29

COMBINED FINANCE AND REVENUE ACCOUNTS OF THE UNION AND STATE GOVERNMENTS IN INDIA FOR THE YEAR 2008-09

No. 60-A-3454-ACCOUNT of EXPENDITURE on CENSUS, SURVEYS AND STATISTICS for the year ended 31st March, 2009-Contd.

Item No.	STATE GOVERNMENTS								Total carried over
	Gujarat	Haryana	Himachal Pradesh	Jammu and Kashmir	Jharkhand	Karnataka	Kerala	Madhya Pradesh	
1	--	--	--	763	29162	--	--	--	483655
2	--	--	--	7	--	--	--	--	449636
3	--	--	--	--	--	--	--	--	0
4	--	--	--	--	--	--	--	--	0
5	--	--	--	--	--	--	--	--	0
6	3384	--	--	--	--	--	--	--	794104
7	--	--	--	--	--	--	--	--	-338
8	3384	0	0	770	29162	0	0	0	1727057
9	50948	79149	--	--	--	--	--	168401	317238
10	--	--	--	--	--	--	--	--	15
11	2589	4972	2582	2871	--	13377	--	1464	36420
12	--	--	41471	--	23615	1308	143996	20062	354913
13	--	--	968	348765	--	--	120419	--	744271
14	--	--	--	1336	7838	--	--	7524	1559938
15	--	--	--	--	--	--	--	--	915783
16	--	--	--	--	--	--	14615	664	76621
17	--	--	--	--	43458	162294	--	--	728049
18	35302	--	--	209	--	--	--	--	85034
19	--	--	2434	--	3801	--	--	--	6235
20	--	--	--	--	--	--	--	--	0
21	--	--	--	--	--	--	--	--	980
22	278	--	--	97	2997	3777	--	70000	696915
23	--	--	--	--	--	-108	-17	--	-262
24	89117	84121	47455	353278	81709	180648	279013	268115	5522150
25	--	--	--	--	--	--	--	--	0
26	0	0	0	0	0	0	0	0	0
27	92501	84121	47455	354048	110871	180648	279013	268115	7249207
28	--	--	--	--	--	--	--	--	1000
29	92501	84121	47455	354048	110871	180648	279013	268115	7248207

No. 60-A-3454-ACCOUNT of EXPENDITURE on CENSUS, SURVEYS AND STATISTICS for the year ended 31st March, 2009-Contd.

	Total brought forward	(In thousands of rupees)						Item No.
		STATE GOVERNMENTS						
		Maharashtra	Manipur	Meghalaya	Mizoram	Nagaland	Orissa	
01-Census-								
001-Direction and Administration	483655	--	33517	--	31849	--	--	1
101-Computerisation of Census Data	449636	--	1758	--	--	--	--	2
201-National Sample Survey Organisation	0	--	--	--	--	--	--	3
203-Computer Services	0	--	--	--	--	--	--	4
796-Tribal Area Sub-Plan	0	--	--	--	--	--	--	5
800-Other Expenditure	794104	--	2889	--	--	--	--	6
911-Deduct-Recoveries of Overpayments	-338	--	--	--	--	--	--	7
Total: 01	1727057	0	38164	0	31849	0	0	8
02-Surveys and Statistics-								
001-Direction and Administration	317238	--	--	--	--	--	60247	9
003-Training	15	--	--	--	--	--	--	10
110-Gazetter and Statistical Memoirs	36420	--	--	2058	--	4406	--	11
111-Vital Statistics	354913	--	--	--	6609	105952	--	12
112-Economic Advice and Statistics	744271	163764	--	53110	971	--	--	13
201-National Sample Survey Organisation	1559938	--	16124	--	11474	--	4709	14
202-Indian Statistical Institute	915783	--	--	--	--	--	--	15
203-Computer Services	76621	--	849	--	337	--	--	16
204-Central Statistical Organisation	728049	--	--	--	--	--	--	17
205-State Statistical Agency	85034	--	7920	--	--	--	--	18
796-Tribal Area Sub-Plan	6235	--	--	--	--	--	--	19
797-Transfer to/from Reserve Fund and Deposit Accounts	0	--	--	--	--	--	--	20
798-International Co-operation	980	--	--	--	--	--	--	21
800-Other Expenditure	696915	--	--	--	3557	--	25480	22
911-Deduct-Recoveries of Overpayments	-262	-23	--	--	--	--	-218	23
Total: 02	5522150	163741	24893	55168	22948	110358	90218	24
80-General-								
800-Other Expenditure	0	--	--	--	--	--	--	25
Total : 80	0	0	0	0	0	0	0	26
Total: Expenditure on Census, Surveys and Statistics	7249207	163741	63057	55168	54797	110358	90218	27
Charged	1000	--	--	--	--	--	--	28
Voted	7248207	163741	63057	55168	54797	110358	90218	29

COMBINED FINANCE AND REVENUE ACCOUNTS OF THE UNION AND STATE GOVERNMENTS IN INDIA FOR THE YEAR 2008-09

No. 60-A-3454-ACCOUNT of EXPENDITURE on CENSUS, SURVEYS AND STATISTICS for the year ended 31st March, 2009-Concl'd.

(In thousands of rupees)

Item No.	STATE GOVERNMENTS								Total
	Punjab	Rajasthan	Sikkim	Tamil Nadu	Tripura	Uttarakhand	Uttar Pradesh	West Bengal	
1	--	--	--	--	16871	--	--	--	565892
2	--	--	--	--	--	--	--	--	451394
3	--	--	--	--	--	--	--	--	0
4	--	--	--	--	--	--	--	--	0
5	--	--	--	--	--	--	--	--	0
6	--	--	--	--	1006	--	--	814	798813
7	--	--	--	--	--	--	--	--	-338
8	0	0	0	0	17877	0	0	814	1815761
9	9638	--	--	--	--	68128	356047	--	811298
10	--	--	--	--	--	--	--	--	15
11	--	--	--	274303	--	--	4942	4692	326821
12	--	4787	4098	1152	--	--	--	10408	487919
13	--	--	16301	--	--	--	--	--	978417
14	--	16784	5389	--	10015	--	--	--	1624433
15	--	--	--	--	--	--	--	--	915783
16	--	37917	--	29725	--	--	--	--	145449
17	100746	87649	--	--	--	--	--	--	916444
18	--	--	--	--	--	--	--	--	92954
19	--	--	--	--	--	--	--	--	6235
20	--	--	--	--	--	--	--	--	0
21	--	--	--	--	--	--	--	--	980
22	--	31717	13855	1	--	3490	8119	114182	897316
23	--	--	-10	--	--	--	--	--	-513
24	110384	178854	39633	305181	10015	71618	369108	129282	7203551
25	--	--	--	--	--	--	--	--	0
26	0	0	0	0	0	0	0	0	0
27	110384	178854	39633	305181	27892	71618	369108	130096	9019312
28	--	--	--	--	--	--	--	5759	6759
29	110384	178854	39633	305181	27892	71618	369108	124337	9012553

Economic Services

No. 61-A-3455-ACCOUNT of EXPENDITURE on METEOROLOGY for the year ended 31st March, 2009.

	Union Government	STATE GOVERNEMENTS		(In thousands of rupees)
		Karnataka	Uttar Pradesh	Total
001-Direction and Administration	174469	--	--	174469
003-Training	25243	--	--	25243
004-Research and Development	144073	--	--	144073
101-Satellite Services	145059	--	--	145059
102-Observatories and Weather Stations	1134667	--	--	1134667
200-Other Meteorological Services	533918	7000	--	540918
798-International Co-operation	13151	--	--	13151
800-Other Expenditure	130558	--	--	130558
Total : Expenditure on Meteorology	2301138	7000	0	2308138
Charged	--	--	--	0
Voted	2301138	7000	0	2308138

Economic Services

No. 61-B-5455-ACCOUNT of CAPITAL OUTLAY on METEOROLOGY during and to the end of the year 2008-09

	(In thousands of rupees)	
	Expenditure	
	During the year	To end of the year
UNION GOVERNMENT		
101-Satellite Services	20668	948733
102-Observatories and Weather Stations	133986	4090096
200-Other Meteorological Services	4241	507168
800-Other Expenditure	1407102	2008144
Total: Union Government	1565997	7554141
STATE GOVERNMENTS		
PUNJAB		
800-Other Expenditure	--	1400
Total: Government of Punjab	0	1400
UTTAR PRADESH		
800-Other Expenditure	--	(A) 13462
Total: Government of Uttar Pradesh	0	13462
UTTARAKHAND		
800-Other Expenditure	--	--
Total: Government of Uttarakhand	0	0
Total: Capital Outlay on Meteorology	1565997	7569003

(A) An amount of Rs.13462 thousands retained in Uttar Pradesh pending apportionment between Uttar Pradesh and Uttarakhand.

No. 62-1456-ACCOUNT of RECEIPTS from CIVIL SUPPLIES for the year ended 31st March, 2009.

(In thousands of rupees)

	Union Government	U.T.Govt. Puducherry	STATE GOVERNMENTS							Item No.
			Andhra Pradesh	Arunachal Pradesh	Assam	Bihar	Chhattisgarh	NCT Delhi	Goa	
800-Other Receipts	1060	40132	165795	4768	--	536	--	13927	2011	1
900-Deduct-Refunds	--	-3348	--	--	--	--	--	--	--	2
Total: Receipts from Civil Supplies	1060	36784	165795	4768	0	536	0	13927	2011	3

No. 62-1456-ACCOUNT of RECEIPTS from CIVIL SUPPLIES for the year ended 31st March, 2009.-Contd.

(In thousands of rupees)

	Total brought forward	STATE GOVERNMENTS						Item No.
		Maharashtra	Manipur	Meghalaya	Mizoram	Nagaland	Orissa	
800-Other Receipts	284259	--	--	2103	--	--	94063	1
900-Deduct-Refunds	-3351	--	--	--	--	--	--	2
Total: Receipts from Civil Supplies	280908	0	0	2103	0	0	94063	3

No. 62-1456-ACCOUNT of RECEIPTS from CIVIL SUPPLIES for the year ended 31st March, 2009.-Contd.

(In thousands of rupees)

Item No.	STATE GOVERNMENTS								Total carried over
	Gujarat	Haryana	Himachal Pradesh	Jammu and Kashmir	Jharkhand	Karnataka	Kerala	Madhya Pradesh	
1	1560	--	46	--	5044	2415	46965	--	284259
2	--	--	--	--	--	--	-3	--	-3351
3	1560	0	46	0	5044	2415	46962	0	280908

No. 62-1456-ACCOUNT of RECEIPTS from CIVIL SUPPLIES for the year ended 31st March, 2009.-Concl'd.

(In thousands of rupees)

Item No.	STATE GOVERNMENTS								Total
	Punjab	Rajasthan	Sikkim	Tamil Nadu	Tripura	Uttarakhand	Uttar Pradesh	West Bengal	
1	375823	--	--	51318	919	2275	34760	37078	882598
2	--	--	--	-150	--	--	--	--	-3501
3	375823	0	0	51168	919	2275	34760	37078	879097

Economic Services

No. 62-A-3456-ACCOUNT of EXPENDITURE on CIVIL SUPPLIES for the year ended 31st March, 2009.

	Union Government	U.T.Govt. Puduchery	STATE GOVERNMENTS							Item No.
			Andhra Pradesh	Arunachal Pradesh	Assam	Bihar	Chhattisgarh	NCT-Delhi	Goa	
001-Direction and Administration	923969	229785	426693	103451	2042	707685		242058	18528	1
003- Training			2							2
101-Inspection										3
102-Civil Supplies Scheme								24689		4
103-Consumer Subsidies			843558					1390523		5
104-Consumer Welfare Fund			2637							6
190-Assistance to Public Sector and Other Undertakings		2543								7
191-Assistance to Municipal Corporations etc.										8
195-Assistance to Consumer's Co-operatives in the Rural Areas										9
196-Assistance to Consumers' Co-operatives in Urban Areas	1439018				1000					10
198 Gram Panchyat	160									11
789-Special Component Plan for Scheduled Castes		42969	30298							12
792-Irrecoverable Loans written off										13
796-Tribal Area Sub-Plan	8126		13092							14
797-Transfer to/from Reserve Fund and Deposit Accounts										15
800-Other Expenditure	213236	18229	113168	14889	36130	605646		50201	452	16
902-Deduct- Amount met from Consumer Welfare Fund										17
911-Deduct-Recoveries of Overpayments		-50				-174			-19	18
Total: Expenditure on Civil Supplies	2584509	293476	1429448	118340	39172	1313157	0	1707471	18961	19
Charged	9500									20
Voted	2575009	293476	1429448	118340	39172	1313157	0	1707471	18961	21

No. 62-A-3456-ACCOUNT of EXPENDITURE on CIVIL SUPPLIES for the year ended 31st March, 2009.-Contd.

Item No.	STATE GOVERNMENTS								(In thousands of rupees)
	Gujarat	Haryana	Himachal Pradesh	Jammu and Kashmir	Jharkhand	Karnataka	Kerala	Madhya Pradesh	Total carried over
1	157895		66753		343017		79187		3301063
2									2
3									0
4									24689
5									2234081
6						9502	950		13089
7	1660870								1663413
8									0
9									0
10						1996			1442014
11									160
12					136446				209713
13									0
14	19256		3		580133				620610
15						15000	1500		16500
16	3529				470108	105265	5418		1636271
17						-9502	-950		-10452
18	-11				-6		-29		-289
19	1841539	0	66756	0	1529698	122261	86076	0	11150864
20									9500
21	1841539	0	66756	0	1529698	122261	86076	0	11141364

Economic Services

No. 62-A-3456-ACCOUNT of EXPENDITURE on CIVIL SUPPLIES for the year ended 31st March, 2009.-Contd.

	Total brought forward	(In thousands of rupees)						Item No.
		STATE GOVERNMENTS						
		Maharashtra	Manipur	Meghalaya	Mizoram	Nagaland	Orissa	
001-Direction and Administration	3301063	--	--	53459	98488	--	26057	1
003- Training	2	--	--	--	--	--	--	2
101-Inspection	0	--	--	--	--	--	--	3
102-Civil Supplies Scheme	24689	--	--	--	--	--	--	4
103-Consumer Subsidies	2234081	--	--	--	--	--	--	5
104-Consumer Welfare Fund	13089	--	--	--	300	--	1987	6
190-Assistance to Public Sector and Other Undertakings	1663413	--	--	--	--	--	--	7
191-Assistance to Municipal Corporations etc.	0	--	--	--	--	--	--	8
195-Assistance to Consumer's Co-operatives in the Rural Areas	0	220	--	--	--	--	--	9
196-Assistance to Consumers' Co-operatives in Urban Areas	1442014	338	--	--	--	--	--	10
198 Gram Panchyat	160	--	--	--	--	--	--	11
789-Special Component Plan for Scheduled Castes	209713	--	--	--	--	--	--	12
792-Irrecoverable Loans written off	0	--	--	--	--	--	--	13
796-Tribal Area Sub-Plan	620610	--	--	--	--	--	--	14
797-Transfer to/From Reserve Fund and Deposit Accounts	16500	--	--	--	--	--	--	15
800-Other Expenditure	1636271	--	--	12291	6755	--	15004	16
902- Deduct- Amount met from Consumer Welfare Fund	-10452	--	--	--	--	--	--	17
911-Deduct-Recoveries of Overpayments	-289	--	--	--	--	--	-57	18
Total: Expenditure on Civil Supplies	11150864	558	0	65750	105543	0	42991	19
Charged	9500	--	--	--	--	--	--	20
Voted	11141364	558	0	65750	105543	0	42991	21

No. 62-A-3456-ACCOUNT of EXPENDITURE on CIVIL SUPPLIES for the year ended 31st March, 2009.-Concl'd.

Item No.	STATE GOVERNMENTS								Total
	Punjab	Rajasthan	Sikkim	Tamil Nadu	Tripura	Uttarakhand	Uttar Pradesh	West Bengal	
1	471581	254288	2230	307523	70070	15024	85283	155609	4840675
2	--	--	--	--	--	--	--	--	2
3	--	--	--	65434	--	--	--	--	65434
4	--	208570	--	69269	--	--	--	--	302528
5	--	--	--	27800000	--	--	--	--	30034081
6	--	--	--	--	--	--	--	--	15376
7	--	--	--	--	--	--	--	--	1663413
8	--	--	--	--	--	--	--	--	0
9	--	--	--	--	--	--	--	--	220
10	--	--	--	--	--	--	--	--	1442352
11	--	--	--	--	--	--	--	--	160
12	--	--	1500	--	--	--	--	--	211213
13	--	--	--	--	--	--	--	--	0
14	--	--	5000	--	--	--	--	--	625610
15	--	--	--	5000	--	--	--	--	21500
16	771475	--	1650	118904	1613	--	7969	77801	2649733
17	--	--	--	-4367	--	--	--	--	-14819
18	--	--	--	-61794	--	--	--	--	-62140
19	1243056	462858	10380	28299969	71683	15024	93252	233410	41795338
20	2308	--	--	--	--	--	--	--	11808
21	1240748	462858	10380	28299969	71683	15024	93252	233410	41783530

Economic Services

No. 63-B-5465 - ACCOUNT of INVESTMENTS in GENERAL FINANCIAL AND TRADING INSTITUTIONS during and to the end of the year 2008-09

	(In thousands of rupees)	
	Expenditure	
	During the year	To end of the year
UNION GOVERNMENT		
01-Investments in General Financial Institutions-		
190-Investments in Public Sector and Other Undertakings	28981000	612877149
800-Other Expenditure	-	17
902- Deduct- Expenditure met from Capital Reserve Fund	-9981000	-9981000
Total : 01	19000000	602896166
02-Investments in Trading Institutions-		
190-Investments in Public Sector and Other Undertakings	-	816493
800-Other Expenditure	-	-
Total : 02	0	816493
Total : Union Government	19000000	603712659
UNION TERRITORY PUDUCHERRY		
01-Investments in General Financial Institutions-		
190-Investments in Public Sector and Other Undertakings	-	-
901-Deduct-Receipts and Recoveries on Capital Account	-	-
Total : Government of Puducherry	0	0
STATE GOVERNMENTS		
ANDHRA PRADESH		
01-Investments in General Financial Institutions-		
190-Investments in Public Sector and Other Undertakings	-	289570
Total : 01	0	289570
02-Investments in Trading Institutions-		
190-Investments in Public Sector and Other Undertakings	-	8501
Total : 02	0	8501
Total : Government of Andhra Pradesh	0	298071
ASSAM		
01- Investment in General Financial Institutions-		
190- Investments in Public Sector and Other Undertakings	-	84011
02-Investments in Trading Institutions-		
190-Investments in Public Sector and Other Undertakings	-	2783
Total : Government of Assam	0	86794
BIHAR		
01-Investments in General Financial Institutions-		
190-Investments in Public Sector and Other Undertakings	10000	284237
796-Tribal Area Sub-Plan	-	550
800-Other Expenditure	-	2
Total: 01	10000	284789
02-Investments in Trading Institutions-		
190-Investments in Public Sector and Other Undertakings	-	25758
Total: 02	0	25758
Total : Government of Bihar	10000	310547

No. 63-B-5465 - ACCOUNT of INVESTMENTS in GENERAL FINANCIAL AND TRADING INSTITUTIONS during and to the end of the year 2008-09-Contd.

	(In thousands of rupees)	
	During the year	To end of the year
CHHATTISGARH		
01-Investments in General Financial Institutions-		
190-Investments in Public Sectors and Other Undertakings	--	1453
Total : 01	0	1453
02-Investments in Trading Institutions-		
190-Investments in Public Sectors and Other Undertakings	--	1453
Total : 02	0	1453
Total : Government of Chhattisgarh	0	2906
GUJARAT		
01-Investments in General Financial Institutions-		
190-Investments in Public Sectors and Other Undertakings	100000	864097
Total : 01	100000	864097
02-Investments in Trading Institutions-		
800-Other Expenditure	--	519
Total : 02	0	519
Total : Government of Gujarat	100000	864616
HIMACHAL PRADESH		
02-Investments in Trading Institutions-		
190-Investments in Public Sector and Other Undertakings	--	32861
Total : Government of Himachal Pradesh	0	32861
JAMMU AND KASHMIR		
01-Investments in General Financial Institutions-		
190-Investments in Public Sector and Other Undertakings	--	997254
800-Other Expenditure	6700	6700
Total : Government of Jammu and Kashmir	6700	1003954
JHARKHAND		
80-General		
796-Tribal Area Sub-Plan	--	--
800-Other Expenditure	--	--
Total : Government of Jharkhand	0	0
KARNATAKA		
01-Investments in General Financial Institutions-		
190-Investments in Public Sector and Other Undertakings	3818458	15898844
902-Deduct-Amount met from Infrastructure Initiative Fund	-2078300	-3911800
02-Investments in Trading Institutions		
190-Investments in Public Sector and Other Undertakings	--	20000
Total : Government of Karnataka	1740158	12007044
KERALA		
01-Investments in General Financial Institutions-		
190-Investments in Public Sector and Other Undertakings	100000	420579
Total : 01	100000	420579
02-Investments in Trading Institutions-		
190-Investments in Public Sector and Other Undertakings	--	10250
Total : 02	0	10250
Total : Government of Kerala	100000	430829

No. 63-B-5465 - ACCOUNT of INVESTMENTS in GENERAL FINANCIAL AND TRADING INSTITUTIONS during and to the end of the year 2008-09-Contd.

	(In thousands of rupees)	
	Expenditure	
	During the year	To end of the year
MADHYA PRADESH		
01-Investments in General Financial Institutions-		
190-Investments in Public Sector and Other Undertakings	—	369
Total : Government of Madhya Pradesh	0	(A) 369
MAHARASHTRA		
01-Investments in General Financial Institutions-		
190-Investments in Public Sector and Other Undertakings	1940856	4985596
800-Other Expenditure	—	—
Total : Government of Maharashtra	1940856	4985596
MEGHALAYA		
01-Investments in General Financial Institutions-		
190-Investments in Public Sector and Other Undertakings	—	3896
Total : 01	0	3896
02-Investments in Trading Institutions-		
190-Investments in Public Sector and Other Undertakings	—	3718
Total : 02	0	3718
Total : Government of Meghalaya	0	7614
NAGALAND		
01-Investments in General Financial Institutions-		
800-Other Expenditure	—	375
Total : Government of Nagaland	0	375
ORISSA		
01-Investments in General Financial Institutions-		
190-Investments in Public Sector and Other Undertakings	563389	850503
Total : 01	563389	850503
02-Investments in Trading Institutions-		
190-Investments in Public Sector and Other Undertakings	—	39400
796-Tribal Area Sub-Plan	—	3860
Total-02	0	43260
Total-Government of Orissa	563389	893763

(A) An amount of Rs.369 thousands represents balances of composite State of Madhya Pradesh yet to be allocated between Madhya Pradesh and successor State.

No. 63-B-5465 - ACCOUNT of INVESTMENTS in GENERAL FINANCIAL AND TRADING INSTITUTIONS during and to the end of the year 2008-09-Contd.


	(In thousands of rupees)	
	Expenditure	
	During the year	To end of the year
PUNJAB		
01-Investments in General Financial Institutions-		
190-Investments in Public Sector and Other Undertakings	--	41200
Total : Government of Punjab	0	41200
RAJASTHAN		
01-Investments in General Financial Institutions-		
190-Investments in Public Sector and Other Undertakings	46767	340439
Total : 01	46767	340439
02-Investments in Trading Institutions-		
190-Investments in Public Sector and Other Undertakings	--	24179
Total : 02	0	24179
Total : Government of Rajasthan	46767	364618
SIKKIM		
01-Investments in General Financial Institutions-		
190-Investments in Public Sector and Other Undertakings	--	4038
02-Investments in Trading Institutions-		
190-Investments in Public Sector and Other Undertakings	--	11138
800-Other Expenditure	--	1669
Total : Government of Sikkim	0	16845
TAMIL NADU		
01-Investments in General Financial Institutions-		
190-Investments in Public Sector and Other Undertakings	--	57431
Total : 01	0	57431
02-Investments in Trading Institutions-		
190-Investments in Public Sector and Other Undertakings	--	1310092
Total : 02	0	1310092
Total : Government of Tamil Nadu	0	1367523

No. 63-B-5465 - ACCOUNT of INVESTMENTS in GENERAL FINANCIAL AND TRADING INSTITUTIONS during and to the end of the year 2008-09-Concl'd.

	(In thousands of rupees)	
	Expenditure	
	During the year	To end of the year
TRIPURA		
01-Investments in General Financial Institutions-		
190-Investments in Public Sector and Other Undertakings	--	467252
Total : 01	0	467252
02-Investments in Trading Institutions-		
190-Investments in Public Sector and Other Undertakings	68200	509394
Total : 02	68200	509394
Total : Government of Tripura	68200	976646
UTTAR PRADESH		
01-Investments in General Financial Institutions-		
190-Investments in Public Sector and Other Undertakings	--	620656
Total : 01	0	620656
02-Investments in Trading Institutions-		
190-Investments in Public Sector and Other Undertakings	--	70579
901-Deduct-Receipts and Recoveries on Capital Account	--	-8845
Total : 02	0	61734
Total : Government of Uttar Pradesh	0	682390 (A)
UTTARAKHAND		
01-Investments in General Financial Institutions-		
190-Investments in Public Sector and Other Undertakings	--	--
Total : 01	0	0
02-Investments in Trading Institutions-		
190-Investments in Public Sector and Other Undertakings	--	--
901-Deduct-Receipts and Recoveries on Capital Accounts	--	--
Total : 02	0	0
Total : Government of Uttarakhand	0	0
WEST BENGAL		
01-Investments in General Financial Institutions-		
190-Investments in Public Sector and Other Undertakings	305786	737130
Total : 01	305786	737130
02-Investments in Trading Institutions-		
190-Investments in Public Sector and Other Undertakings	--	60343
Total : 02	0	60343
Total : Government of West Bengal	305786	797473
Total : Investments in General Financial and Trading Institutions	23881856	628884693

(A) Includes Rs. 506504 thousands retained in Uttar Pradesh pending apportionment between Uttar Pradesh and Uttarakhand.

Economic Services



No. 63-C-7465 - ACCOUNT of LOANS for GENERAL FINANCIAL AND TRADING INSTITUTIONS showing the amounts ADVANCED and REPAID during the year ended 31st March, 2009 and the BALANCES of such LOANS at the commencement and at the end of the year 2008-09.

	Union Government	U.T. Govt. Puducherry	STATE GOVERNMENTS							Item No.
			Andhra Pradesh	Arunachal Pradesh	Assam	Bihar	Chhattisgarh	NCT Delhi	Goa	
(In thousands of rupees)										
101-General Financial Institutions-										
Balance 1st April, 2008	9238084	--	3500	--	--	--	--	598	--	1
Advanced during the year	10000000	--	--	--	--	--	--	--	--	2
Repaid during the year	--	--	--	--	--	--	--	--	--	3
Balance 31st March, 2009	19238084	0	3500	0	0	0	0	598	0	4
102-Trading Institutions-										
Balance 1st April, 2008	5000	--	9	--	--	2500	--	--	--	5
Advanced during the year	--	--	--	--	--	--	--	--	--	6
Repaid during the year	--	--	--	--	--	--	--	--	--	7
Balance 31st March, 2009	5000	0	9	0	0	2500	0	0	0	8
190-Loans to Public Sector and other Undertakings-										
Balance 1st April, 2008	7000000	--	--	--	--	--	--	--	--	9
Advanced during the year	--	--	--	--	--	--	--	--	--	10
Repaid during the year	--	--	--	--	--	--	--	--	--	11
Balance 31st March, 2009	7000000	0	0	0	0	0	0	0	0	12
796-Tribal Area Sub-Plan-										
Balance 1st April, 2008	--	--	--	--	--	200	--	--	--	13
Advanced during the year	--	--	--	--	--	--	--	--	--	14
Repaid during the year	--	--	--	--	--	--	--	--	--	15
Balance 31st March, 2009	0	0	0	0	0	200	0	0	0	16
800-Other Loans-										
Balance 1st April, 2008	--	--	--	--	--	1240141	--	--	--	17
Advanced during the year	--	--	--	--	100000	--	--	--	--	18
Repaid during the year	--	--	--	--	--	--	--	--	--	19
Balance 31st March, 2009	0	0	0	0	100000	1240141	0	0	0	20
902- Deduct recoveries met from Social and Infrastructural Development Fund										
Balance 1st April, 2008	--	--	--	--	--	--	--	--	--	21
Advanced during the year	-10000000	--	--	--	--	--	--	--	--	22
Repaid during the year	--	--	--	--	--	--	--	--	--	23
Balance 31st March, 2009	-10000000	0	0	0	0	0	0	0	0	24
Total: Loans for General Financial and Trading Institutions-										
Balance 1st April, 2008	16243084	0	3509	0	0	(A) 1242841	0	598	0	25
Advanced during the year	0	0	0	0	100000	0	0	0	0	26
Repaid during the year	0	0	0	0	0	0	0	0	0	27
Balance 31st March, 2009	16243084	0	3509	0	100000	1242841	0	598	0	28
Interest received and credited to revenue	--	--	--	--	--	--	--	--	--	29

(A) Includes the undivided balances as on 14-11-2000.

Io. 63-C-7465 - ACCOUNT of LOANS for GENERAL FINANCIAL AND TRADING INSTITUTIONS showing the amounts ADVANCED and REPAYED during the year ended 31st March, 2009 and the BALANCES of such LOANS at the commencement and at the end of the year 2008-09.-Contd.

Item No.	STATE GOVERNMENTS								Total carried over
	Gujarat	Haryana	Himachal Pradesh	Jammu and Kashmir	Jharkhand	Karnataka	Kerala	Madhya Pradesh	
1	749096	9908	1000	--	--	--	--	229	10002415
2	--	--	--	--	--	--	--	--	10000000
3	--	--	--	--	--	--	--	--	0
4	749096	9908	1000	0	0	0	0	229	20002415
5	--	121631	--	--	--	209400	--	--	338540
6	--	--	--	--	--	--	--	--	0
7	--	4862	--	--	--	--	--	--	4862
8	0	116769	0	0	0	209400	0	0	333678
9	--	--	--	--	--	--	212	--	7000212
10	--	--	--	--	--	--	--	--	0
11	--	--	--	--	--	--	--	--	0
12	0	0	0	0	0	0	212	0	7000212
13	--	--	--	--	--	--	--	--	200
14	--	--	--	--	--	--	--	--	0
15	--	--	--	--	--	--	--	--	0
16	0	0	0	0	0	0	0	0	200
17	818	--	--	--	--	--	--	--	1240959
18	--	--	--	--	--	--	--	--	100000
19	--	--	--	--	--	--	--	--	0
20	818	0	0	0	0	0	0	0	1240959
21	--	--	--	--	--	--	--	--	0
22	--	--	--	--	--	--	--	--	-10000000
23	--	--	--	--	--	--	--	--	0
24	0	0	0	0	0	0	0	0	-10000000
25	749914	131539	1000	0	0	209400	212	229	18582326
26	0	0	0	0	0	0	0	0	100000
27	0	4862	0	0	0	0	0	0	4862
28	749914	126677	1000	0	0	209400	212	229	28577464
29	--	613	--	--	--	--	--	--	613

(A). Rs. 229 thousands are yet to be apportioned between Madhya Pradesh and Chhattisgarh.

Loans and Advances

No. 63-C-7465- ACCOUNT of LOANS for GENERAL FINANCIAL AND TRADING INSTITUTIONS showing the amounts ADVANCED and REPAID during the year ended 31st March, 2009 and the BALANCES of such LOANS at the commencement and at the end of the year 2008-09.-Contd.

	Total brought forward	STATE GOVERNMENTS						Item No.
		Maharashtra	Manipur	Meghalaya	Mizoram	Nagaland	Orissa	
(In thousands of rupees)								
101-General Financial Institutions-								
Balance 1st April, 2008	10002415	--	--	--	--	--	--	1
Advanced during the year	10000000	--	--	--	--	--	--	2
Repaid during the year	0	--	--	--	--	--	--	3
Balance 31st March, 2009	20002415	0	0	0	0	0	0	4
102-Trading Institutions-								
Balance 1st April, 2008	338540	--	--	--	--	--	73398	5
Advanced during the year	0	--	--	--	--	--	--	6
Repaid during the year	4862	--	--	--	--	--	--	7
Balance 31st March, 2009	333678	0	0	0	0	0	73398	8
190-Loans to Public Sector and Other Undertakings-								
Balance 1st April, 2008	7000212	--	--	--	--	--	--	9
Advanced during the year	0	--	--	--	--	--	--	10
Repaid during the year	0	--	--	--	--	--	--	11
Balance 31st March, 2009	7000212	0	0	0	0	0	0	12
796-Tribal Area Sub-Plan-								
Balance 1st April, 2008	200	--	--	--	--	--	--	13
Advanced during the year	0	--	--	--	--	--	--	14
Repaid during the year	0	--	--	--	--	--	--	15
Balance 31st March, 2009	200	0	0	0	0	0	0	16
800-Other Loans-								
Balance 1st April, 2008	1240959	--	--	--	--	--	--	17
Advanced during the year	100000	--	--	--	--	--	--	18
Repaid during the year	0	--	--	--	--	--	--	19
Balance 31st March, 2009	1240959	0	0	0	0	0	0	20
902- Deduct-Recoveries met from Social and Infrastructural Development Fund								
Balance 1st April, 2008	0	--	--	--	--	--	--	21
Advanced during the year	-10000000	--	--	--	--	--	--	22
Repaid during the year	0	--	--	--	--	--	--	23
Balance 31st March, 2009	-10000000	0	0	0	0	0	0	24
Total: Loans for General Financial and Trading Institutions-								
Balance 1st April, 2008	18582326	0	0	0	0	0	73398	25
Advanced during the year	100000	0	0	0	0	0	0	26
Repaid during the year	4862	0	0	0	0	0	0	27
Balance 31st March, 2009	28577464	0	0	0	0	0	73398	28
Interest received and credited to revenue	613	--	--	--	--	--	--	29

No. 63-C-7465 - ACCOUNT of LOANS for GENERAL FINANCIAL AND TRADING INSTITUTIONS showing the amounts ADVANCED and REPAYED during the year ended 31st March, 2009 and the BALANCES of such LOANS at the commencement and at the end of the year 2008-09.-Concl'd.

Item No.	STATE GOVERNMENTS								Total
	Punjab	Rajasthan	Sikkim	Tamil Nadu	Tripura	Uttar Pradesh	Uttarakhand	West Bengal	
1	600					2991			10006006
2									10000000
3									0
4	600	0	0	0	0	2991	0	0	20006006
5				1310		869		517347	931464
6								42302	42302
7									4862
8	0	0	0	1310	0	869	0	559649	968904
9									7000212
10									0
11									0
12	0	0	0	0	0	0	0	0	7000212
13									200
14									0
15									0
16	0	0	0	0	0	0	0	0	200
17									1240959
18									100000
19									0
20	0	0	0	0	0	0	0	0	1340959
21									0
22									-10000000
23									0
24	0	0	0	0	0	0	0	0	-10000000
25	600	0	0	1310	0	3860	0	517347	19178866
26	0	0	0	0	0	0	0	42302	142328
27	0	0	0	0	0	0	0	0	4862
28	600	0	0	1310	0	3860	0	559649	19316332
29									613

(A) Rs. 3860 thousands are yet to be apportioned between Uttar Pradesh and Uttarakhand.

Loans and Advances

No. 64-1475 - ACCOUNT of RECEIPTS from OTHER GENERAL ECONOMIC SERVICES for the year ended 31st March, 2009

	Union Government	U.T. Govt. Puducherry	STATE GOVERNMENTS							Item No
			Andhra Pradesh	Arunachal Pradesh	Assam	Bihar	Chhattisgarh	NCT Delhi	Goa	
012-Statistics	--	78	--	55	95	2281	1046	--	--	1
101-Fees realised under the Monopolies and Restrictive Trade Practices Act,1969	--	--	--	--	21	467	2093	--	--	2
102-Patent Fees	1531966	--	--	--	15	107	14	--	--	3
103-Fees for Registration of Trade Marks	683889	85	--	--	69	--	2	--	--	4
104-Receipts from Certification Marking and Testing fees	350751	--	--	--	7	--	3	--	--	5
105-Regulation of Joint Stock Companies	10899560	--	3	--	447	4	1	--	84	6
106-Fees for Stamping Weights and Measures	14305	4863	212807	--	6804	45514	17364	76092	10389	7
107-Census	25509	--	--	--	--	--	--	--	--	8
108-Trade Demonstration and Publicity	--	--	--	--	--	--	--	--	--	9
109-Sale Proceeds of Liquor etc.	--	--	--	--	--	--	5	--	--	10
110-Income from Portfolio Management Scheme of National Investment	848100	--	--	--	--	--	--	--	--	11
112- Contribution from Railways towards payment of world bank loan from Mumbai Urban	403513	--	--	--	--	--	--	--	--	12
200-Regulation of Other Business Undertakings	379347	80	33349	--	7	--	10140	--	87	13
201-Land Ceilings	--	60	--	--	--	--	--	--	--	14
202-Meteorology	629456	--	--	--	370	--	--	--	--	15
800-Other Receipts	8474298	87	13129	3000	16042	1522	1851	4600	--	16
900-Deduct-Refunds	--	--	--	--	--	--	--	--	--	17
Total : Receipts from Other General Economic Services	24240694	5253	259288	3055	23877	49895	32519	80692	10560	18

No. 64-1475 - ACCOUNT of RECEIPTS from OTHER GENERAL ECONOMIC SERVICES for the year ended 31st March, 2009- Contd.

Item No	STATE GOVERNMENTS								Total carried over
	Gujarat	Haryana	Himachal Pradesh	Jammu and Kashmir	Jharkhand	Karnataka	Kerala	Madhya Pradesh	
1	--	--	--	--	--	816	145	2410	6926
2	796	--	--	--	--	--	--	4654	8031
3	1575	--	--	--	--	--	--	1468	1535145
4	1	8950	--	--	--	--	--	140	693136
5	--	556	--	--	--	--	--	257	351574
6	500	881	--	--	--	--	--	77	10901557
7	136736	63892	15072	5301	71696	242460	201315	40354	1164964
8	275	--	--	--	--	11	--	186	25981
9	72	--	--	--	--	--	--	110	182
10	--	--	--	--	--	--	--	--	5
11	--	--	--	--	--	--	--	--	848100
12	--	--	--	--	--	--	--	--	403513
13	713	14	--	--	--	22878	25280	34119	506014
14	--	--	--	--	--	1089	3489	--	4638
15	--	--	--	--	--	--	--	--	629826
16	15841	18496	6539	136	--	4057520	5952	6163	12625176
17	--	-111	--	--	--	-50	-11	--	-172
18	156509	92678	21611	5437	71696	4324724	236170	89938	29704596

Economic Services

No. 64-1475 - ACCOUNT of RECEIPTS from OTHER GENERAL ECONOMIC SERVICES for the year ended 31st March, 2009- Contd.

	Total brought forward	(In thousand of rupees)						Item No.
		STATE GOVERNMENTS						
		Maharashtra	Manipur	Meghalaya	Mizoram	Nagaland	Orissa	
012-Statistics	6926	--	220	--	--	--	--	1
101-Fees realised under the Monopolies and Restrictive Trade Practices Act, 1969	8031	--	--	--	--	--	--	2
102-Patent Fees	1535145	--	--	--	--	--	--	3
103-Fees for Registration of Trade Marks	693136	--	--	--	--	--	--	4
104-Receipts from Certification Marking and Testing fees	351574	--	--	--	--	--	7639	5
105-Regulation of Joint Stock Companies	10901557	--	--	--	--	--	--	6
106-Fees for Stamping Weights and Measures	1164964	358639	479	2584	550	--	132	7
107-Census	25981	--	--	--	--	--	--	8
108-Trade Demonstration and Publicity	182	1502	--	--	--	--	--	9
109-Sale Proceeds of Liquor etc.	5	--	--	--	--	--	--	10
110-Income from Portfolio Management Scheme of National Investment	848100	--	--	--	--	--	--	11
112- Contribution from Railways towards payment of world bank loan from Mumbai Urban	403513	--	--	--	--	--	--	12
200-Regulation of Other Business Undertakings	506014	16819	--	--	--	--	30	13
201-Land Ceilings	4638	--	--	--	--	--	--	14
202-Meteorology	629826	--	--	--	--	--	--	15
800-Other Receipts	12625176	242505	--	51	164	833	50600	16
900-Deduct-Refunds	-172	-143	--	--	--	--	--	17
Total : Receipts from Other General Economic Services	29704596	619322	699	2635	714	833	58401	18

No. 64-1475 - ACCOUNT of RECEIPTS from OTHER GENERAL ECONOMIC SERVICES for the year ended 31st March, 2009- Concl'd.

(In thousand of rupees)

Item No	STATE GOVERNMENTS								Total
	Punjab	Rajasthan	Sikkim	Tamil Nadu	Tripura	Uttarakhand	Uttar Pradesh	West Bengal	
1	304	1186	--	--	--	--	4173	--	12809
2	--	--	--	--	--	--	--	--	8031
3	77	--	--	--	--	--	5487	--	1540709
4	1	--	--	--	--	--	--	--	693137
5	34	--	--	--	--	--	400	--	359647
6	59	--	--	--	--	--	--	--	10901616
7	126858	49141	828	111850	2911	23242	185217	86885	2114280
8	--	6	--	--	21	--	--	10	26018
9	--	--	--	--	--	--	--	--	1684
10	--	--	--	--	--	--	--	--	5
11	--	--	--	--	--	--	--	--	848100
12	--	--	--	--	--	--	--	--	403513
13	7358	17545	--	38268	--	--	34586	74	620694
14	--	2	--	--	--	--	--	1790	6430
15	1	--	--	--	--	--	2601	--	632428
16	187683	68663	86	10987	681	--	77231	7881	13272541
17	--	--	--	--	--	--	-2248	--	-2563
18	322375	136543	914	161105	3613	23242	307447	96640	31439079

**No. 64-A-3475 - ACCOUNT of EXPENDITURE on OTHER GENERAL ECONOMIC SERVICES for the
year ended 31st March, 2009.**

(In thousands of rupees)

	Union Government	U.T. Govt. Puducherry	STATE GOVERNMENTS							Item No
			Andhra Pradesh	Arunachal Pradesh	Assam	Bihar	Chhattisgarh	NCT Delhi	Goa	
001-Direction and Administration										1
003-Training			36							2
101-Regulation of Monopolies and Restrictive Trade Practices	29547									3
102-Regulation of Patents, Designs and Trade Marks	533338									4
103-Quality Control and Standardisations										5
105-Regulation of Joint Stock Companies	449890									6
106-Regulation of Weights and Measures	205073	3759	107007	22732	50768	56711	13666	30645	11660	7
107-Regulation of Markets	73737									8
108-Urban Oriented Employment Programmes	433275							13235		9
196-Assistance to Zila Parishads/ District level Panchayats										10
200-Regulation of Other Business Undertakings			4904				4611	4137		11
201-Land Ceilings (Other than Agricultural Land)		53	3772		42144	3192				12
789-Special Component Plan for Scheduled Castes										13
792-Irrecoverable loans written off										14
796-Tribal Area Sub-Plan	52									15
797-Transfer to/from Reserve Fund and Deposit Accounts										16
798-International Co-operation	124140									17
800-Other Expenditure	2750539			1643	4417		9			18
902-Deduct-Amount met from Agriculturists Rehabilitation Fund										19
903-Deduct-Amount met from Kudikidappukars' Benefit Fund										20
911-Deduct-Recoveries of Overpayments	-2839	4								21
Total : Expenditure on Other General Economic Services	4596752	3808	115719	24375	97329	59903	18286	48017	11660	22
Charged										23
Voted	4596752	3808	115719	24375	97329	59903	18286	48017	11660	24

**No. 64-A-3475 - ACCOUNT of EXPENDITURE on OTHER GENERAL ECONOMIC SERVICES for the
year ended 31st March, 2009. - Contd.**

Item No	STATE GOVERNMENTS								Total carried over.
	Gujarat	Haryana	Himachal Pradesh	Jammu and Kashmir	Jharkhand	Karnataka	Kerala	Madhya Pradesh	
1	--	--	--	--	--	--	--	--	0
2	--	--	--	--	--	--	--	--	36
3	--	--	--	--	--	--	--	--	29547
4	--	--	--	--	--	--	--	--	533338
5	--	--	--	--	--	--	--	--	0
6	--	--	--	--	--	--	--	--	449890
7	74299	15966	14685	22250	24976	82672	81406	50330	868605
8	--	--	--	--	--	488788	--	--	562525
9	139784	--	--	--	--	154951	--	--	741245
10	--	--	--	--	--	8207	--	--	8207
11	14587	375	--	--	--	4849	578	14643	48684
12	33949	19905	--	66	1084	--	130584	--	234749
13	--	--	--	--	--	--	--	--	0
14	--	--	--	--	--	--	--	--	0
15	25101	--	168	--	928	--	--	--	26249
16	--	--	--	--	--	3646100	--	--	3646100
17	--	--	--	--	--	--	--	--	124140
18	214501	2618	--	18195	--	18540000	--	95	21532017
19	-213629	--	--	--	--	--	-1390	--	-215019
20	--	--	--	--	--	--	-50	--	-50
21	-160	--	--	--	--	--	-107	--	-3110
22	288432	38864	14853	40511	26988	22925567	211021	65068	28587153
23	--	--	--	--	--	--	--	--	0
24	288432	38864	14853	40511	26988	22925567	211021	65068	28587153

Economic Services.

**No. 64-A-3475 - ACCOUNT of EXPENDITURE on OTHER GENERAL ECONOMIC SERVICES for the
year ended 31st March, 2009. - Contd.**

	Total brought forward	(In thousands of rupees)						Item No
		STATE GOVERNMENTS						
		Maharashtra	Manipur	Meghalaya	Mizoram	Nagaland	Orissa	
001-Direction and Administration	0	--	--	131	--	--	--	1
003-Training	36	--	--	--	--	--	--	2
101-Regulation of Monopolies and Restrictive Trade Practices	29547	--	--	--	--	--	--	3
102-Regulation of Patents, Designs and Trade Marks	533338	--	--	--	--	--	--	4
103-Quality Control and Standardisations	0	--	--	--	--	--	--	5
105-Regulation of Joint Stock Companies	449890	--	--	--	--	--	--	6
106-Regulation of Weights and Measures	868605	166478	14535	15651	20977	23921	70316	7
107-Regulation of Markets	562525	--	3887	--	--	--	--	8
108-Urban Oriented Employment Programmes	741245	--	--	--	--	--	--	9
196-Assistance to Zila Parishads/ District level Panchayats	8207	--	--	--	--	--	--	10
200-Regulation of Other Business Undertakings	48684	12893	--	--	--	--	--	11
201-Land Ceilings (Other than Agricultural Land)	234749	--	--	--	--	--	--	12
789-Special Component Plan for Scheduled Castes	0	--	--	--	--	--	--	13
792-Irrecoverable loans written off	0	--	--	--	--	--	--	14
796-Tribal Area Sub-Plan	26249	--	--	--	--	--	--	15
797-Transfer to/from Reserve Fund and Deposit Accounts	3646100	--	--	--	--	--	--	16
798-International Co-operation	124140	--	--	--	--	--	--	17
800-Other Expenditure	21532017	90	--	396	--	10638	--	18
902-Deduct-Amount met from Agriculturists Rehabilitation Fund	-215019	--	--	--	--	--	--	19
903- Deduct-Amount met from Kudikidappukars' Benefit Fund	-50	--	--	--	--	--	--	20
911-Deduct-Recoveries of Overpayments	-3110	-2	--	--	--	--	--	21
Total : Expenditure on Other General Economic Services	28587153	179459	18422	16178	20977	34559	70316	22
Charged	0	--	--	--	--	--	--	23
Voted	28587153	179459	18422	16178	20977	34559	70316	24

**No. 64-A-3475 - ACCOUNT of EXPENDITURE on OTHER GENERAL ECONOMIC SERVICES for the
year ended 31st March, 2009. - Concid.**

Item No	STATE GOVERNMENTS								Total
	Punjab	Rajasthan	Sikkim	Tamil Nadu	Tripura	Uttarakhand	Uttar Pradesh	West Bengal	
1									131
2									36
3									29547
4									533338
5									0
6									449890
7	12845	19030	8795	50576	13933	14710	137454	54779	1492605
8									566412
9		183151	11368	126064					1061828
10									8207
11				18833			38366	4879	123655
12		1073		5530			74389	23187	388698
13				15					12376
14									0
15									26249
16									3646100
17									124140
18			1972	30118			22542		21597773
19									-215019
20									-50
21									-3112
22	12845	203254	22135	293267	13933	14710	272751	82845	29842804
23									0
24	12845	203254	22135	293267	13933	14710	272751	82845	29842804

Economic Services

No. 64-B-5475 - ACCOUNT of CAPITAL OUTLAY on OTHER GENERAL ECONOMIC SERVICES during and to the end of the year 2008-09

	(In thousands of rupees)	
	Expenditure	
	During the year	To end of the year
UNION GOVERNMENT		
102-Civil Supplies	145037	582967
107-Census	299	352
112-Statistics	101793	1063719
190-Investments in Public Sector and Other Undertakings	--	34522
797-Transfer to/from Reserve Fund and Deposit Accounts	--	12500000
800-Other Expenditure	2220923	9827772
Total : Union Government	2468052	136509332
UNION TERRITORY GOVERNMENT PUDUCHERRY		
102-Civil Supplies	--	--
190-Investments in Public Sector and Other Undertakings	--	52355
Total : Government of Puducherry	0	52355
STATE GOVERNMENTS		
ANDHRA PRADESH		
101-Land Ceilings (Other than Agricultural Land)	(A) -45	1012
102-Civil Supplies	--	62135
190-Investments in Public Sector and Other Undertakings	--	2994
195-Investment in Cooperatives	--	78189
202-Compensation to Land Holders on Abolition of Zamindari System	(A) -16	145310
789- Special Component Plan for Scheduled Castes	454282	1873795
796-Tribal Area Sub-Plan	180302	792278
800-Other Expenditure	2351533	9533994
901-Deduct - Receipts and Recoveries on Capital Account	--	-7
902-Deduct - Amount met from Reserve Fund/Deposit Account	--	-9946
Total : Government of Andhra Pradesh	2986056	12479754
ARUNACHAL PRADESH		
102-Civil Supplies	--	31885
112-Statistics	4244	57850
800-Other Expenditure	200	14900
Total : Government of Arunachal Pradesh	4444	104635
ASSAM		
101-Land Ceilings (other than Agricultural Land)	--	802
102-Civil Supplies	3000	15090
202-Compensation to Land Holders on Abolition of Zamindari System	--	29553
800-Other Expenditure	--	88
902-Deduct - Amount met from Reserve Fund/Deposit Account	--	-29553
Total : Government of Assam	3000	15980
BIHAR		
101-Land Ceilings (other than Agricultural Land)	14	736
102-Civil Supplies	--	1426
202-Compensation to Land Holder on Abolition of Zamindari System	--	464735
796-Tribal Area Sub-Plan	--	21253
800-Other Expenditure	--	1004446
Total : Government of Bihar	14	1492596

(A) Reasons for minus figure have not been intimated by the Department.

No. 64-B-5475 - ACCOUNT of CAPITAL OUTLAY on OTHER GENERAL ECONOMIC SERVICES during and to the end of the year 2008-09 - Contd.

	(In thousands of rupees)	
	Expenditure	
	During the year	To end of the year
CHHATTISGARH		
101-Land Ceilings (Other than Agricultural Land)	--	421
Total : Government of Chhattisgarh	0	421
NCT DELHI		
102-Civil Supplies	2885	211383
112-Statistics	--	9007
800-Other Expenditure	31018	82584
Total : Government of NCT Delhi	33903	302974
GOA		
102-Civil Supplies	--	5164
Total : Government of Goa	0	5164
GUJARAT		
101-Land Ceilings (Other than Agricultural Land)	--	16
102-Civil Supplies	--	72571
195-Consumer Cooperatives	--	3795
202-Compensation to Land Holder on Abolition of Zamindari System	--	49088
800-Other Expenditure	--	1391
Total : Government of Gujarat	0	126861
HIMACHAL PRADESH		
101-Land Ceilings (Other than Agricultural Land)	--	2946
202-Compensation to Land Holder on Abolition of Zamindari System	--	2383
800-Other Expenditure	793000	793000
Total : Government of Himachal Pradesh	793000	798329
JAMMU AND KASHMIR		
101-Land Ceilings (Other than Agricultural Land)	--	11499
102-Civil Supplies	--	2780
103-Land Ceilings for Agricultural Land	--	6428
112-Statistics	--	1242
190-Investments in Public Sector and Other Undertakings.	--	49000
202-Compensation to Land Holders on abolition of Zamindari System	--	577
800-Other Expenditure	3434756	9957848
Total: Government of Jammu and Kashmir	3434756	10029374
JHARKHAND		
101-Land Ceilings (Other than Agricultural Land)	95	155
796-Tribal Area Sub- Plan	--	189595
Total: Government of Jharkhand	95	189750
KARNATAKA		
101-Land Ceilings (Other than Agricultural Land)	--	105609
102-Civil Supplies	50000	312004
202-Compensation to Land Holders on Abolition of Zamindari System	--	54609
901-Deduct- Receipts and Recoveries of Capital Account	-2687	-88695
Total : Government of Karnataka	47313	383527
KERALA		
101-Land Ceilings (Other than Agricultural Land)	-84	11443
800-Other Expenditure	2816	38390
Total : Government of Kerala	2732	49833
MADHYA PRADESH		
101-Land Ceilings (Other than Agricultural Land)	--	9224
202-Compensation to Land Holders on Abolition of Zamindari System	--	140860
Total : Government of Madhya Pradesh	0	(A) 150084

(A) Includes Rs.148317 thousands retained in Madhya Pradesh yet to be allocated between Madhya Pradesh and successor State.

Economic Services

No. 64-B-5475 - ACCOUNT of CAPITAL OUTLAY on OTHER GENERAL ECONOMIC SERVICES during and to the end of the year 2008-09 - Contd.

	(In thousands of rupees)	
	Expenditure	
	During the year	To end of the year
MAHARASHTRA		
101-Land Ceilings (Other than Agricultural Land)	-4507	23385
102-Civil Supplies	-329	83779
202-Compensation to Land Holder on abolition of Zamindari System	--	(A) -2449
901-Deduct-Receipts and Recoveries on Capital Account	--	-2273
Total : Government of Maharashtra	-4836	102442
MIZORAM		
112-Statistics	-	219
Total : Government of Mizoram	0	219
NAGALAND		
112-Statistics	15063	38286
800-Other Expenditure	2400	10974
Total : Government of Nagaland	17463	49260
ORISSA		
202-Compensation to Land Holder on abolition of Zamindari System	1480	72583
Total : Government of Orissa	1480	72583
PUNJAB		
101-Land Ceilings (Other than Agricultural Land)	-	494
112-Statistics	1140944	23893480
789-Special Component Plan for Scheduled Castes	-	3873
800-Other Expenditure	100	24489
Total : Government of Punjab	1141044	-23922336
RAJASTHAN		
101-Land Ceilings (Other than Agricultural Land)	-	12984
102-Civil Supplies	3362	142186
103-Land Ceilings for Agriculture Land	1135	21423
106-Weight and Measure	-	-
190-Investment in Public Sector and Other Undertakings	-	6000
202-Compensation to Land Holder on abolition of Zamindari System	-	461691
796-Tribal Area Sub-Plan	-	1490
800-Other Expenditure	131616	1483477
Total : Government of Rajasthan	136113	2129251

(A): Minus expenditure is due to receipt and recoveries being more than the expenditure.

No. 64-B-5475 - ACCOUNT of CAPITAL OUTLAY on OTHER GENERAL ECONOMIC SERVICES during and to the end of the year 2008-09 - Concl'd.

	(In thousands of rupees)	
	Expenditure	
	During the year	To end of the year
TAMIL NADU		
101-Land Ceilings (Other than Agricultural Land)	—	4514
102-Civil Supplies	—	14100
202-Compensation to Land Holder on abolition of Zamindari System	70	100082
797-Transfer to/from Reserve Funds and Deposit Accounts	—	—
Total : Government of Tamil Nadu	70	118696
TRIPURA		
102-Civil Supplies	1096	3181
Total : Government of Tripura	1096	3181
UTTAR PRADESH		
190-Investments in Public Sector and Other Undertakings	—	2001
202-Compensation to Land Holder on abolition of Zamindari System	—	-138061
Total : Government of Uttar Pradesh	0	-136060
UTTARAKHAND		
190-Investments in Public Sector and Other Undertakings	—	—
202-Compensation to Land Holder on abolition of Zamindari System	—	—
Total : Government of Uttarakhand	0	0
WEST BENGAL		
101-Land Ceilings (Other than Agricultural Land)	—	391
202-Compensation to Land Holder on abolition of Zamindari System	62	627755
789-Special Component Plan for Scheduled Castes	44825	172864
796-Tribal Area Sub-Plan	26815	92597
800-Other Expenditure	44000	202745
901-Deduct-Receipts and Recoveries on Capital Account	—	-2
Total : Government of West Bengal	115702	1096350
Total : Capital Outlay on Other General Economic Services	11181497	190049227

Economic Services

No. 64-C-7475 - ACCOUNT of LOANS for OTHER GENERAL ECONOMIC SERVICES showing the amounts ADVANCED and REPaid during the year ended 31st March, 2009 and the BALANCES of such LOANS at the commencement and at the end of the year 2008-09.

	Union Government	U.T. Govt. Puducherry	STATE GOVERNMENTS						Item No	
			Andhra Pradesh	Arunachal Pradesh	Assam	Bihar	Chhattisgarh	NCT Delhi		Goa
(In thousands of rupees)										
102-Trading Institutions -										
Balance 1st April,2008	--	--	--	--	--	--	--	--	--	1
Advanced during the year	--	--	--	--	--	--	--	--	--	2
Repaid during the year	--	--	--	--	--	--	--	--	--	3
Balance 31st March, 2009	0	0	0	0	0	0	0	0	0	4
103-Civil Supplies -										
Balance 1st April,2008	627699	--	194200	--	4887	35710	--	43634	--	5
Advanced during the year	3449	--	1810000	--	--	--	--	--	--	6
Repaid during the year	--	--	1803200	--	--	--	--	--	--	7
Balance 31st March, 2009	631148	0	201000	0	4887	35710	0	43634	0	8
190-Loans to Public Sector and Other Undertakings-										
Balance 1st April,2008	--	--	429	--	--	--	--	--	--	9
Advanced during the year	--	--	--	--	--	--	--	--	--	10
Repaid during the year	--	--	--	--	--	--	--	--	--	11
Balance 31st March, 2009	0	0	429	0	0	0	0	0	0	12
195-Loans to Consumer Co-operatives -										
Balance 1st April,2008	138	--	26347	--	--	--	--	--	--	13
Advanced during the year	--	--	--	--	--	--	--	--	--	14
Repaid during the year	--	--	2	--	--	--	--	--	--	15
Balance 31st March, 2009	138	0	26347	0	0	0	0	0	0	16

No. 64-C-7475 - ACCOUNT of LOANS for OTHER GENERAL ECONOMIC SERVICES showing the amounts ADVANCED and REPAYED during the year ended 31st March, 2009 and the BALANCES of such LOANS at the commencement and at the end of the year 2008-09.-Contd.

Item No	STATE GOVERNMENTS								Total carried over
	Gujarat	Haryana	Himachal Pradesh	Jammu and Kashmir	Jharkhand	Karnataka	Kerala	Madhya Pradesh	
1	--	--	--	187372	--	416	--	--	187788
2	--	--	--	--	--	--	--	--	0
3	--	--	--	--	--	--	--	--	0
4	0	0	0	187372	0	416	0	0	187788
5	--	--	--	--	--	15559	--	--	921689
6	--	--	--	--	--	--	--	--	1813449
7	--	--	--	--	--	156	--	--	1803356
8	0	0	0	0	0	15403	0	0	931782
9	--	--	--	--	--	--	--	--	429
10	--	--	--	--	--	--	--	--	0
11	--	--	--	--	--	--	--	--	0
12	0	0	0	0	0	0	0	0	429
13	--	--	--	--	--	--	--	--	26485
14	--	--	--	--	--	--	--	--	0
15	--	--	--	--	--	--	--	--	2
16	0	0	0	0	0	0	0	0	26483

Loans and Advances

No. 64-C-7475 - ACCOUNT of LOANS for OTHER GENERAL ECONOMIC SERVICES showing the amounts ADVANCED and REPAYED during the year ended 31st March, 2009 and the BALANCES of such LOANS at the commencement and at the end of the year 2008-09.-Contd.

	Total brought forward	(In thousands of rupees)						Item No
		STATE GOVERNMENTS						
		Maharashtra	Manipur	Meghalaya	Mizoram	Nagaland	Orissa	
102-Trading Institutions -								
Balance 1st April,2008	187788	--	--	--	--	--	--	1
Advanced during the year	0	--	--	--	--	--	--	2
Repaid during the year	0	--	--	--	--	--	--	3
Balance 31st March, 2009	187788	0	0	0	0	0	0	4
103-Civil Supplies -								
Balance 1st April,2008	921689	22598	--	--	--	--	--	5
Advanced during the year	1813449	663	--	--	--	--	--	6
Repaid during the year	1803356	692	--	--	--	--	--	7
Balance 31st March, 2009	931782	22569	0	0	0	0	0	8
190-Loans to Public Sector and Other Undertakings-								
Balance 1st April,2008	429	--	--	--	--	--	--	9
Advanced during the year	0	--	--	--	--	--	--	10
Repaid during the year	0	--	--	--	--	--	--	11
Balance 31st March, 2009	429	0	0	0	0	0	0	12
195-Loans to Consumer Co-operatives -								
Balance 1st April,2008	26485	--	--	--	--	--	--	13
Advanced during the year	0	--	--	--	--	--	--	14
Repaid during the year	2	--	--	--	--	--	--	15
Balance 31st March, 2009	26483	0	0	0	0	0	0	16

No. 64-C-7475 - ACCOUNT of LOANS for OTHER GENERAL ECONOMIC SERVICES showing the amounts ADVANCED and REPAYED during the year ended 31st March, 2009 and the BALANCES of such LOANS at the commencement and at the end of the year 2008-09-Contd.

(In thousands of rupees)

Item No	STATE GOVERNMENTS								Total
	Punjab	Rajasthan	Sikkim	Tamil Nadu	Tripura	Uttar Pradesh	Uttarakhand	West Bengal	
1	--	--	--	--	--	--	--	--	187788
2	--	--	--	--	--	--	--	--	0
3	--	--	--	--	--	--	--	--	0
4	0	0	0	0	0	0	0	0	187788
5	--	983	--	791	--	--	--	--	946061
6	--	--	--	--	--	--	--	--	1814112
7	--	161	--	--	--	--	--	--	1804209
8	0	822	0	791	0	0	0	0	955964
9	--	--	--	1752	--	--	--	--	2181
10	--	--	--	--	--	--	--	--	0
11	--	--	--	--	--	--	--	--	0
12	0	0	0	1752	0	0	0	0	2181
13	--	--	--	--	--	--	--	--	26485
14	--	--	--	--	--	--	--	--	0
15	--	--	--	--	--	--	--	--	2
16	0	0	0	0	0	0	0	0	26483

Loans and Advances

No. 64-C-7475 - ACCOUNT of LOANS for OTHER GENERAL ECONOMIC SERVICES showing the amounts ADVANCED and REPAID during the year ended 31st March, 2009 and the BALANCES of such LOANS at the commencement and at the end of the year 2008-09.-Contd.

Item No	STATE GOVERNMENTS								Total carried over
	Gujarat	Haryana	Himachal Pradesh	Jammu and Kashmir	Jharkhand	Karnataka	Kerala	Madhya Pradesh	
1	--	--	--	--	--	--	--	--	880
2	--	--	--	--	--	--	--	--	0
3	--	--	--	--	--	--	--	--	0
4	0	0	0	0	0	0	0	0	880
5	--	--	--	--	--	-806	398	--	152907
6	--	--	--	--	--	--	--	--	0
7	--	--	--	--	--	--	1	--	1
8	0	0	0	0	0	(A) -806	397	0	152906
9	0	0	0	187372	0	15169	398	0	1290178
10	0	0	0	0	0	0	0	0	1813449
11	0	0	0	0	0	156	1	0	1803359
12	0	0	0	187372	0	15013	397	0	1300268
13	--	--	--	--	--	--	--	--	0

(A) Reasons for minus balance are under examination.

Loans and Advances

No. 64-C-7475 - ACCOUNT of LOANS for OTHER GENERAL ECONOMIC SERVICES showing the amounts ADVANCED and REPAYED during the year ended 31st March, 2009 and the BALANCES of such LOANS at the commencement and at the end of the year 2008-09.-Contd.

	Total brought forward	STATE GOVERNMENTS						Item No
		Maharashtra	Manipur	Meghalaya	Mizoram	Nagaland	Orissa	
(In thousands of rupees)								
796-Tribal Area Sub-Plan-								
Balance 1st April,2008	880	48	--	--	--	--	--	1
Advanced during the year	0	--	--	--	--	--	--	2
Repaid during the year	0	--	--	--	--	--	--	3
Balance 31st March, 2009	880	48	0	0	0	0	0	4
800-Other Loans -								
Balance 1st April,2008	152907	36845	--	--	--	--	--	5
Advanced during the year	0	14216	--	--	--	--	--	6
Repaid during the year	1	19262	--	--	--	--	--	7
Balance 31st March, 2009	152906	31799	0	0	0	0	0	8
Total : Loans for Other General Economic Services-								
Balance 1st April,2008	1290178	59491	0	0	0	0	0	9
Advanced during the year	1813449	14879	0	0	0	0	0	10
Repaid during the year	1803359	19954	0	0	0	0	0	11
Balance 31st March, 2009	1300268	54416	0	0	0	0	0	12
Interest received and credited to revenue	0	--	--	--	--	--	--	13

No. 64-C-7475 - ACCOUNT of LOANS for OTHER GENERAL ECONOMIC SERVICES showing the amounts ADVANCED and REPAID during the year ended 31st March, 2009 and the BALANCES of such LOANS at the commencement and at the end of the year 2008-09-Concl'd.

(In thousands of rupees)

Item No	STATE GOVERNMENTS								
	Punjab	Rajasthan	Sikkim	Tamil Nadu	Tripura	Uttar Pradesh	Uttarakhand	West Bengal	Total
1	--	--	--	--	--	--	--	--	928
2	--	--	--	--	--	--	--	--	0
3	--	--	--	--	--	--	--	--	0
4	0	0	0	0	0	0	0	0	928
5	5	--	--	51	--	--	--	--	189808
6	--	--	--	--	--	--	--	--	14216
7	--	--	--	--	--	--	--	--	19263
8	5	0	0	51	0	0	0	0	184761
9	5	983	0	2594	0	0	0	0	1353251
10	0	0	0	0	0	0	0	0	1828328
11	0	161	0	0	0	0	0	0	1823474
12	5	822	0	2594	0	0	0	0	1358105
13	--	--	--	--	--	--	--	--	0

Loans and Advances

**COMBINED FINANCE AND REVENUE ACCOUNTS OF THE UNION AND STATE
GOVERNMENTS IN INDIA FOR THE YEAR 2008-09**

ALPHABETIC INDEX

Volume –II		
A		
16-A	Agriculture Financial Institutions – Expenditure	174
16-B	Agriculture Financial Institutions – Investment	175
16-C	Agriculture Financial Institutions – Loans	176-177
15	Agriculture Research – Receipts	158-159
15-A	Agriculture Research – Expenditure	160-167
15-B	Agriculture Research - Capital Outlay	168-173
9	Animal Husbandry - Receipts	46-49
9-A	Animal Husbandry – Expenditure	50-53
9-B	Animal Husbandry - Capital Outlay	54-61
9-C	Animal Husbandry – Loans	62-69
C		
37-B	Cement and Non Metallic Industries - Capital Outlay	480-481
37-C	Cement and Non Metallic Industries – Loans	482-485
60-A	Census Survey and Statistics – Expenditure	712-715
40-B	Chemical and Pharmaceuticals Industries - Capital Outlay	498-499
40-C	Chemical and Pharmaceuticals Industries – Loans	500-503
48	Civil Aviation – Receipts	606-607
48-A	Civil Aviation – Expenditure	608-611
48-B	Civil Aviation - Capital Outlay	612-615
48-C	Civil Aviation – Loans	616-619
62	Civil Supplies – Receipts	718-719
62-A	Civil Supplies – Expenditure	720-723
29-A	Command Area Development – Expenditure	338-345
29-B	Command Area Development - Capital Outlay	346-347
29-C	Command Area Development – Loans	348-351
43-B	Consumer Industries - Capital Outlay	526-539
43-C	Consumer Industries – Loans	540-559
17	Co-operation – Receipts	178-179
17-A	Co-operation – Expenditure	180-183
17-B	Co-operation - Capital Outlay	184-191
17-C	Co-operation – Loans	192-199
7	Crop Husbandry – Receipts	2-5
7-A	Crop Husbandry – Expenditure	6-9
7-B	Crop Husbandry - Capital Outlay	10-19
7-C	Crop Husbandry – Loans	20-35
D		
10	Dairy Development – Receipts	70-71
10-A	Dairy Development – Expenditure	72-73
10-B	Dairy Development - Capital Outlay	74-79
10-C	Dairy Development – Loans	80-83
E		
56-A	Ecology and Environment – Expenditure	688-691
41-B	Engineering Industries - Capital Outlay	504-509

41-C	Engineering Industries – Loans	510-17
	F	
38-B	Fertilizer Industries - Capital Outlay	486-487
38-C	Fertilizer Industries – Loans	488-491
11	Fisheries – Receipts	84-85
11-A	Fisheries – Expenditure	86-89
11-B	Fisheries - Capital Outlay	90-95
11-C	Fisheries – Loans	96-103
30-A	Flood Control and Drainage – Expenditure	352-355
30-B	Flood Control and Drainage - Capital Outlay	356-363
14	Food Storage and Warehousing – Receipts	134-135
14-A	Food Storage and Warehousing – Expenditure	136-139
14-B	Food Storage and Warehousing - Capital Outlay	140-149
14-C	Food Storage and Warehousing – Loans	150-157
59-A	Foreign Trade and Export Promotion - Expenditure	710-711
12	Forestry and Wild Life – Receipts	104-107
12-A	Forestry and Wild Life – Expenditure	108-111
12-B	Forestry and Wild Life - Capital Outlay	112-119
12-C	Forestry and Wild Life – Loans	120-123
	G	
63-B	General Financial & Trading Institutions - Investment	724-729
63-C	General Financial & Trading Institutions – Loans	730-733
	H	
23	Hill Areas – Receipts	248-249
23-A	Hill Areas – Expenditure	250-253
23-B	Hill Areas - Capital Outlay	254-257
23-C	Hill Areas – Loans	258-259
	I	
35	Industries – Receipts	434-441
35-A	Industries – Expenditure	442-453
35-B	Iron and Steel Industries - Capital Outlay	454-455
35-C	Iron and Steel Industries – Loans	456-459
51	Inland Water Transport – Receipts	660-661
51-A	Inland Water Transport – Expenditure	662-663
51-B	Inland Water Transport - Capital Outlay	664-665
51-C	Inland Water Transport – Loans	666
	L	
21	Land Reforms – Receipts	226-227
21-A	Land Reforms – Expenditure	228-229
21-C	Land Reforms – Loans	230-233
	M	
27	Medium Irrigation – Receipts	296-299
27-A	Medium Irrigation – Expenditure	300-303
27-B	Medium Irrigation - Capital Outlay	304-315
27-C	Medium Irrigation – Loans	316-319
26	Major Irrigation – Receipts	284-287
26-A	Major Irrigation – Expenditure	288-291
26-B	Major Irrigation - Capital Outlay	292-295
61-A	Meteorology – Expenditure	716
61-B	Meteorology - Capital Outlay	717

28	Minor Irrigation – Receipts	320-323
28-A	Minor Irrigation – Expenditure	324-327
28-B	Minor Irrigation - Capital Outlay	328-333
28-C	Minor Irrigation – Loans	334-337
	N	
33	Non Conventional Sources of Energy – Receipts	398-399
33-A	Non Conventional Sources of Energy - Expenditure	400-403
33-B	Non Conventional Sources of Energy - Capital Outlay	404
33-C	Non Conventional Sources of Energy – Loans	405
36	Non Ferrous & Metallurgical Industries – Receipts	460-461
36-A	Non Ferrous & Metallurgical Industries - Expenditure	462-465
36-B	Non Ferrous & Metallurgical Industries - Capital Outlay	466-471
36-C	Non Ferrous & Metallurgical Industries – Loans	472-479
24	North Eastern Area – Receipts	260-261
24-A	North Eastern Area – Expenditure	262-263
24-B	North Eastern Area - Capital Outlay	264-267
24-C	North Eastern Area – Loans	268-269
	O	
18	Other Agricultural Programme - Receipts	200-201
18-A	Other Agricultural Programme - Expenditure	202-205
18-B	Other Agricultural Programme - Capital Outlay	206-209
18-C	Other Agricultural Programme - Loans	210-213
54	Other Communication Services – Receipts	676
54-A	Other Communication Services - Expenditure	677
54-B	Other Communication Services - Capital Outlay	678
54-C	Other Communication Services - Loans	679
64	Other General Economic Services - Receipts	734-737
64-A	Other General Economic Services - Expenditure	738-741
64-B	Other General Economic Services - Capital Outlay	742-745
64-C	Other General Economic Services - Loans	746-753
44	Other Industries – Receipts	560-563
44-A	Other Industries – Expenditure	564-567
44-B	Other Industries - Capital Outlay	568-570
44-C	Other Industries – Loans	571
45-A	Other Outlay on Industries and Minerals - Expenditure	572-573
45-B	Other Outlay on Industries and Minerals - Capital Outlay	574-579
45-C	Other Outlay on Industries and Minerals - Loans	580-585
22	Other Rural Development Programmes - Receipts	234-235
22-A	Other Rural Development Programmes - Expenditure	236-239
22-B	Other Rural Development Programmes - Capital Outlay	240-243
22-C	Other Rural Development Programmes - Loans	244-247
55	Other Scientific Research – Receipts	680-681
55-A	Other Scientific Research - Expenditure	682-685
55-B	Other Scientific and Environmental Research - Capital Outlay	686
55-C	Other Scientific Research - Loans	687
25	Other Special Areas Programmes - Receipts	270-271
25-A	Other Special Areas Programmes - Expenditure	272 to 279
25-B	Other Special Areas Programmes - Capital Outlay	280-282
25-C	Other Special Areas Programmes - Loans	283
52	Other Transport Services – Receipts	667

52-A	Other Transport Services - Expenditure	668
52-B	Other Transport Services - Capital Outlay	669
52-C	Other Transport Services - Loans	670-673
	P	
39-B	Petro Chemical Industries - Capital Outlay	492-493
39-C	Petro Chemical Industries - Loans	494-497
32	Petroleum – Receipts	394-395
32-B	Petroleum - Capital Outlay	396
32-C	Petroleum – Loans	397
13	Plantations – Receipts	124-125
13-A	Plantations – Expenditure	126-129
13-B	Plantations - Capital Outlay	130-131
13-C	Plantations – Loans	132-133
46	Ports and Light Houses – Receipts	586-589
46-A	Ports and Light Houses - Expenditure	590-593
46-B	Ports and Light Houses - Capital Outlay	594-597
46-C	Ports and Light Houses – Loans	598-599
31	Power – Receipts	364-367
31-A	Power – Expenditure	368-375
31-B	Power - Capital Outlay	376-385
31-C	Power – Loans	386-393
	R	
49	Roads and Bridges – Receipts	620-621
49-A	Roads and Bridges - Expenditure	622-629
49-B	Roads and Bridges - Capital Outlay	630-645
50	Road Transport – Receipts	646-647
50-A	Road Transport – Expenditure	648-649
50-B	Road Transport - Capital Outlay	650-655
50-C	Road Transport – Loans	656-659
20-A	Rural Employment - Expenditure	220-223
20-C	Rural Employment – Loans	224-225
	S	
53-A	Satellite system – Expenditure	674
53-B	Satellite system – Capital Outlay	675
57-A	Secretariat Economic Services – Expenditure	692-693
47	Shipping – Receipts	600
47-A	Shipping – Expenditure	601
47-B	Shipping - Capital Outlay	602-603
47-C	Shipping – Loans	604-605
8-A	Soil and Water Conservation - Expenditure	36-37
8-B	Soil and Water Conservation - Capital Outlay	38-41
8-C	Soil and Water Conservation - Loans	42-45
19-A	Special Programmes for Rural Development - Expenditure	214-217
19-C	Special Programmes for Rural Development - Loans	218-219
	T	
42-B	Telecommunication and Electronics Industries - Capital Outlay	518-521
42-C	Telecommunication and Electronics Industries - Loans	522-525
58	Tourism – Receipts	694-695
58-A	Tourism – Expenditure	696-699
58-B	Tourism - Capital Outlay	700-705

58-C	Tourism – Loans	706-709
	V	
34	Village and Small Industries – Receipts	406-407
34-A	Village and Small Industries - Expenditure	408-411
34-B	Village and Small Industries - Capital Outlay	412-421
34-C	Village and Small Industries - Loans	422-433