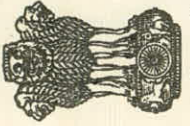


Deposit



सत्यमेव जयते

GOVERNMENT OF GUJARAT

1992

9

03836

# FINANCE ACCOUNTS

2000-2001

1850-1851

RECEIVED

1850

ALBANY

**TABLE OF CONTENTS**

	<b>PAGES</b>
Certificate of the Comptroller and Auditor General of India	(iii)
Introductory	(v)-(vi)

**PART—1—SUMMARISED STATEMENTS**

No 1	Summary of transactions	2-30
No. 2	Capital Outlay— Progressive capital outlay to end of 2000-2001	31-36
No. 3	Financial results of irrigation works	38-41
No. 4	Debt position— (i) Statement of borrowings	42-43
	(ii) Other obligations	43-44
	(iii) Service of debt	44
No. 5	Loans and advances by State Government— (i) Statement of loans and advances	45
	(ii) Recoveries in arrears	46
No. 6	Guarantees given by Government for repayment of loans, etc., raised by statutory corporations, local bodies and other institutions	47-58
No. 7	Cash balances and investment of cash balances	59-60
No. 8	Summary of balances under Consolidated Fund, Contingency Fund and Public Account	61-63

**PART—II—DETAILED ACCOUNTS AND OTHER STATEMENTS***A—Revenue and Expenditure*

No. 9	Statement of revenue and expenditure under different heads for the year 2000-2001 expressed as a percentage of total revenue/total expenditure	64-67
No. 10	Statement showing the distribution between charged and voted expenditure	68
No. 11	Detailed account of revenue by minor heads	69-95

**PART-II-DETAILED ACCOUNTS AND OTHER STATEMENTS—(concl.d.)**

PAGES

*A—Revenue and Expenditure—(concl.d.)*

No. 12	Detailed account of expenditure by minor heads	... ..	96-144
No. 13	Detailed statement of capital expenditure during and to end of 2000-2001	... ..	145-206
No. 14	Statement showing details of investments of Government in statutory corporations, Government companies, other joint stock companies, co-operative banks and societies, etc., upto the end of 2000-2001	... ..	208-231
No. 15	Statement showing the capital and other expenditure (other than on revenue account) to end of 2000-2001 and the principal sources from which funds were provided for that expenditure	... ..	232-236

*B—Debt, Contingency Fund and Public Account*

No. 16	Detailed statement of receipts, disbursements and balances under heads of account relating to Debt, Contingency Fund and Public Account	... ..	237-258
No. 17	Detailed statement of debt and other interest bearing obligations of Government	... ..	259-271
No. 18	Detailed statement of loans and advances made by Government	... ..	272-304
No. 19	Statement showing the details of earmarked balances	... ..	305-313

**APPENDICES**

Appendix — I	Statement showing illustrative cases in which the acceptances of balances have been unduly delayed	... ..	314
Appendix — II	Statement showing Debt, Deposit and Remittance heads of account for which allocation of balances has not been completed	... ..	315
Appendix — III	Comparative statement of investments of Government in the share capital and debentures of different concerns from 1998-99 to 2000-2001	... ..	316-317
Annexure	Statment of Commitments—List of Incomplete Capital Works	... ..	318-331

## CERTIFICATE OF THE COMPTROLLER AND AUDITOR GENERAL OF INDIA

This compilation containing the Finance Accounts of the Government of Gujarat for the year 2000-2001 presents the accounts of the receipts and outgoings of the Government for the year, together with the financial results disclosed by the revenue and capital accounts, the accounts of the public debt and the liabilities and assets as worked out from the balances recorded in the accounts. The Appropriation Accounts of the Government for the year for Grants and Charged Appropriations, presented separately, supplement this compilation.

These accounts have been prepared and examined under my direction in accordance with the requirements of the Comptroller and Auditor General's (Duties, Powers and Conditions of Service) Act, 1971. According to the best of my information, as a result of audit of these accounts, the accounts now presented read with the observations in this compilation, are correct statements of receipts and outgoings of the Government of Gujarat for the year 2000-2001. Points of interest arising out of the study of these accounts as well as test audit conducted during the year or earlier years are contained in my Report being presented separately for the year ended 31 March 2001, Government of Gujarat.

*V. K. Shunglu*

(V. K. SHUNGLU)  
Comptroller and Auditor General of India

New Delhi,  
The

187 OCT 2001

1911

## INTRODUCTORY

1. The accounts of Government are kept in the following three parts :—

Part I. Consolidated Fund

Part II. Contingency Fund

Part III. Public Account

In Part I, namely Consolidated Fund, there are two main divisions, viz :—

(1) Revenue— 'Expenditure Heads (Revenue Account)';

(2) Capital, Public Debt, Loans, etc.—consisting of sections for 'Receipt Heads (Capital Account)', 'Expenditure Heads (Capital Account)' and 'Public Debt, Loans and Advances', etc.

The Revenue division deals with the proceeds of taxation and other receipts classed as revenue and the expenditure met therefrom, the net result of which represents the revenue surplus or deficit for the year.

In Capital division, the section, 'Receipt Heads (Capital Account)' deals with receipts of capital nature which cannot be applied as a set-off to capital expenditure.

The section 'Expenditure Heads (Capital Account)' deals with expenditure met usually from borrowed funds with the object of increasing concrete assets of a material and permanent character. It also includes receipts of a capital nature intended to be applied as a set-off against expenditure.

The section 'Public Debt, Loans and Advances, etc.' comprises loans raised and their repayments by Government such as 'Internal Debt' and 'Loans and Advances' made (and their recoveries) by Government. This section also includes certain special types of heads for transactions relating to 'Appropriation to the Contingency Fund' and 'Inter-State Settlement'.

In Part II, namely Contingency Fund, of the accounts, the transactions connected with the Contingency Fund established under Article 267 of the Constitution of India are recorded.

In Part III, namely Public Account, of the accounts, the transactions relating to 'Debt' (Other than those included in Part I), 'Deposits', 'Advances', 'Remittances' and 'Suspense' are recorded. The transactions under 'Debt', 'Deposits' and 'Advances' in this part are those in respect of which Government incurs a liability to repay the moneys received or has a claim to recover the amounts paid, together with the repayments of the former ('Debt' and 'Deposits') and the recoveries of the latter ('Advances'). The transactions relating to 'Remittances' and 'Suspense' in this part embrace all merely adjusting heads under which appear such transactions as remittances of cash between treasuries and currency chests, transfers between different accounting circles, etc. The initial debits or credits to these heads will be cleared eventually by corresponding receipts or payments either within the same circle of account or in another account circle.

## 2. Sectors and Heads of Accounts

Within each of the sections in Part I mentioned above, the transactions are grouped into sectors such as 'Tax Revenue', 'Non-Tax Revenue' and 'Grants-in-aid and contributions' for the receipt heads (Revenue Account) and 'General Services', 'Social Services', 'Economic Services' and 'Grants-in-aid and contributions' for expenditure heads. Specific functions or services (such as Education, Sports, Art and Culture, Health and Family Welfare, Water Supply, Sanitation, Housing and Urban Development, etc., in respect of Social Services) are grouped in Sectors for expenditure heads. In Part III (Public Account) also, the transactions are grouped into Sectors, such as 'Small Savings', 'Provident Funds', 'Reserve Funds', etc. The Sectors are sub-divided into major heads of account. In some cases, the Sectors are, in addition, sub-divided into sub-sectors before their division into major heads of account.

The major heads are divided into minor heads, with a number of subordinate heads, generally known as sub-heads. The sub-heads are further divided into detailed heads. Under each of these heads, the expenditure is shown distributed between charged and voted. Some times major heads are also divided into sub-major heads before their further division into minor heads. Apart from the Sectoral and sub-sectoral classification the Major Heads, Sub-Major Heads, Minor Heads, Sub-Heads, Detailed Heads and Object Heads together constitute a six tier arrangement of the classification structure of the Government Accounts. The major, minor and sub-heads prescribed for the classification of expenditure in the general accounts are not necessarily identical with the Grants, sub-heads and other units of allotments which are adopted by the Government for Demands for Grants presented to the Parliament or Legislatures but in general a certain degree of correlation is maintained between the Demands for Grants and the Finance Accounts.

The major heads of accounts, falling within the sectors for expenditure heads, generally correspond to functions of Government, while the minor heads, subordinate to them, identify the programmes undertaken to achieve the objective of the function represented by the major head. The sub-head represents the scheme, the detailed head, the sub-scheme and object head of the object level of classification.

## 3. Coding Pattern

### Major Heads

From 1st April 1987, a four digit Code has been allotted to the major heads, the first digit indicating whether the major head is Receipt head or Revenue Expenditure head or Capital Expenditure head or a Loan head.

The first digit of code for Revenue Receipt heads is either '0' or '1'. Adding 2 to the first digit code of the Revenue Receipt head will give the number allotted to corresponding Revenue Expenditure head; adding another 2, the Capital Expenditure head; and another 2, the Loan head of Account. For example, Crop Husbandry code 0401, represents the Receipt head, 2401, the Revenue Expenditure head and 4401, Capital Outlay head and 6401, Loan head.

Such a pattern is, however, not relevant for those departments which are not operating Capital/Loan heads of accounts e.g. Department of Supply. In a few cases, where receipt and expenditure are not heavy, certain functions have been combined under a single major head, the functions themselves forming sub-major heads under that Major head.



### Sub - Major Heads

A two digit code has been allotted, the code starting from '01' under each major head. Where no sub-major head exists it is allotted a Code '00'. The nomenclature 'General' has been allotted Code '80' so that even after further sub-major heads are introduced the Code for 'General' will continue to remain the last one.

### Minor Heads

These have been allotted a three digit code, the codes starting from '001' under each sub-major/major head (where there is no sub-major head). Codes from '001' to '100' and few codes '750' to '900' have been reserved for certain standard minor heads. The coding pattern for minor heads has been designed in such a way that in respect of certain minor heads having a common nomenclature under many major/sub-major heads, the same three digit code is adopted as far as possible.

Under this scheme of codification, the receipt major heads (Revenue Account) are assigned the block numbers from 0020 to 1606, expenditure major heads (Revenue Account) from 2011 to 3606, expenditure major heads (Capital Account) from 4046 to 5475, major heads under 'Public Debt' from 6001 to 6004 and those under 'Loans and Advances,' 'Inter-State Settlement' and 'Transfer to Contingency Fund' from 6075 to 7999. The code number, 4000 has been assigned for Capital Receipt major head. The only major head 'Contingency Fund' in Part II 'Contingency Fund' has been assigned the code number 8000. The major heads in the Public Account are assigned the code numbers from 8001 to 8999.

4. The transactions included in these accounts represent mainly the actual cash receipts and disbursements during the financial year April to March as distinguished from amounts due to or from Government during the same period. The cash basis system is, however, not entirely suitable for recording the transactions and presenting the true state of affairs of Government commercial undertakings run on commercial principles. The detailed accounts of this class of undertakings are, therefore, maintained outside the regular accounts in proper commercial form and are subject to test check by the Indian Audit and Accounts Department.

5. The figures of actuals shown in these accounts, are net after taking into account the recoveries, although the Demands for Grants presented to Legislature and the Appropriation Accounts are for gross expenditure and exclude credits and recoveries which are otherwise taken as reduction of expenditure.



---

**PART - I-SUMMARISED STATEMENTS**

---

## STATEMENT NO.1 SUMMARY OF TRANSACTIONS

Receipts 1	Actuals	
	1999-2000 2	2000-2001 3
(In lakhs of rupees)		
<b>PART-I-CONSOLIDATED FUND</b>		
<b>RECEIPT HEADS (Revenue Account)-</b>		
<b>A-TAX REVENUE-</b>		
<b>(a) Taxes on Income and Expenditure-</b>		
0021 Taxes on Income Other than Corporation Tax	66,967.00	64,490.00
0028 Other Taxes on Income and Expenditure	8,305.31	10480.23
<b>Total-(a)- Taxes on Income and Expenditure</b>	<b>75,272.31</b>	<b>74,970.23</b>
<b>(b) Taxes on Property and Capital Transactions-</b>		
0029 Land Revenue	11,663.51	8,153.13
0030 Stamps and Registration Fees	52,237.64	53,742.24
0031 Estate Duty	-	-
0035 Taxes on Immovable Property Other than Agricultural Land	89.01	143.90
<b>Total-(b)- Taxes on Property and Capital Transactions</b>	<b>63,990.16</b>	<b>62,039.27</b>

Disbursements	Actuals		
	1999-2000 5	2000-2001 6	
4			
(In lakhs of rupees)			
<b>(1) REVENUE</b>			
<b>EXPENDITURE HEADS ( Revenue Account ) -</b>			
<b>A-GENERAL SERVICES-</b>			
<b>(a) Organs of State-</b>			
2011	Parliament/State/Union Territory Legislatures	695.20	711.25
2012	President/Vice-President/ Governor /Administrator of Union Territories	188.47	195.75
2013	Council of Ministers	356.64	381.75
2014	Administration of Justice	9,354.83	9,879.83
2015	Elections	4,684.50	604.61
<b>Total -(a)- Organs of State</b>		<b>15,279.64</b>	<b>11,773.19</b>
<b>(b) Fiscal Services-</b>			
<b>(i) Collection of Taxes on Income and Expenditure -</b>			
2020	Collection of Taxes on Income and Expenditure	323.69	351.21
<b>Total- (i)- Collection of taxes on Income and Expenditure</b>		<b>323.69</b>	<b>351.21</b>
<b>(ii)Collection of Taxes on Property and Capital Transactions -</b>			
2029	Land Revenue	3,228.77	3,150.14
2030	Stamps and Registration	1,921.66	1,918.65
<b>Total- (ii)- Collection of Taxes on Property and Capital Transactions</b>		<b>5,150.43</b>	<b>5,068.79</b>

## STATEMENT NO.1-(contd.)

Receipts 1	Actuals	
	1999-2000 2	2000-2001 3
(In lakhs of rupees)		
<b>PART-I-CONSOLIDATED FUND-(contd.)</b>		
<b>RECEIPT HEADS (Revenue Account)-(contd.)</b>		
A-TAX REVENUE-(contd.)		
<b>(c) Taxes on Commodities and Services-</b>		
0037 Customs	..	..
0038 Union Excise Duties	..	..
0039 State Excise	3,202.16	4,036.82
0040 Taxes on Sales,Trade,etc.	513,447.35	594,273.65
0041 Taxes on Vehicles	60,170.66	62,727.80
0042 Taxes on Goods and Passengers	8,887.47	2,603.37
0043 Taxes and Duties on Electricity	140,163.45	152,099.89
0044 Service Tax	0.05	0.05
0045 Other Taxes and Duties on Commodities and Services	18,006.82	16,421.85
<b>Total-(c)- Taxes on Commodities and Services</b>	743,877.96	832,163.43
<b>TOTAL- A-TAX REVENUE</b>	883,140.43	969,172.93
B-NON-TAX REVENUE -		
<b>(a) Fiscal Services</b>		
0047 Other Fiscal Services	3.03	1.85
<b>Total-(a)- Fiscal Services</b>	3.03	1.85
<b>(b) Interest Receipts Dividends and Profits-</b>		
0049 Interest Receipts	176,454.19	192,981.91
0050 Dividends and Profits	2,702.79	2,607.13
<b>Total-(b)- Interest Receipts Dividends and Profits</b>	179,156.98	195,589.04

Disbursements		Actuals	
		1999-2000 5	2000-2001 6
		(In lakhs of rupees)	
(1) REVENUE - ( contd. )			
<b>EXPENDITURE HEADS (Revenue Account)-(contd.)</b>			
A-GENERAL SERVICES-(contd.)			
<b>(b) Fiscal Services-(concl.)</b>			
(iii) Collection of Taxes on Commodities and Services-			
2039	State Excise	431.18	426.47
2040	Taxes on Sales, Trade, etc.	5,861.65	6,974.23
2041	Taxes on Vehicles	5,993.46	4,119.08
2045	Other Taxes and Duties on Commodities and Services	769.42	702.78
Total-(iii)-Collection of Taxes on Commodities and Services		13,055.71	12,222.56
(iv) - Other Fiscal Services-			
2047	Other Fiscal Services	371.28	340.19
Total-(iv)- Other Fiscal Services		371.28	340.19
<b>Total -(b)-Fiscal Services</b>		18,901.11	17,982.75
(c) Interest Payments and Servicing of Debts-			
2049	Interest Payments	280,818.70	313,138.88
<b>Total-(c) Interest Payments and Servicing of Debts</b>		280,818.70	313,138.88

## STATEMENT NO.1-(contd.)

Receipts 1	Actuals	
	1999-2000 2	2000-2001 3
(In lakhs of rupees)		
<b>PART-I-CONSOLIDATED FUND-(contd.)</b>		
<b>RECEIPT HEADS (Revenue Account)-(contd.)</b>		
<b>B-NON-TAX REVENUE-(contd.)</b>		
<b>(c) Other Non -Tax Revenues -</b>		
<b>(i)General Services-</b>		
0051 Public Service Commission	10.75	26.04
0055 Police	2,932.63	4,316.74
0056 Jails	552.79	614.67
0057 Supplies and Disposals	-	-
0058 Stationery and Printing	803.23	886.21
0059 Public Works	2,597.78	2,721.01
0070 Other Administrative Services	4,993.07	1,774.31
0071 Contributions and Recoveries towards Pensions and Other Retirement Benefits	2,294.25	2,125.29
0075 Miscellaneous General Services	13,654.64	9,878.54
<b>Total-(i)-General Services</b>	<b>27,839.14</b>	<b>22,342.81</b>



Disbursements	Actuals		
	1999-2000	2000-2001	
4	5	6	
(In lakhs of rupees)			
(1) REVENUE-(contd.)			
<b>EXPENDITURE HEADS (Revenue Account)-(contd.)</b>			
A-GENERAL SERVICES-(contd.)			
<b>(d) Administrative Services-</b>			
2051	Public Service Commission	334.35	330.10
2052	Secretariat - General Services	4,124.56	8,966.97
2053	District Administration	6,263.07	6,398.57
2054	Treasury and Accounts Administration	3,854.89	3,837.26
2055	Police	69,127.77	70,465.81
2056	Jails	2,335.67	2,374.16
2057	Supplies and Disposals	-	-
2058	Stationery and Printing	3,796.78	3,743.47
2059	Public Works	8,175.25	8,038.18
2061	External Affairs	-	-
2070	Other Administrative Services	6,977.87	5,791.34
<b>Total- (d)- Administrative Services</b>		104,990.21	109,945.86
<b>(e) Pension and Miscellaneous General Services-</b>			
2071	Pensions and Other Retirement Benefits	150,651.04	143,859.57
2075	Miscellaneous General Services	4,666.80	17,815.86
<b>Total - (e)- Pension and Miscellaneous General Services</b>		155,317.84	161,675.43
<b>TOTAL -A-GENERAL SERVICES</b>		575,307.50	614,516.11

## STATEMENT NO.1-(contd.)

Receipts	Actuals	
	1999-2000 2	2000-2001 3
1		

(In lakhs of rupees)

## PART-I-CONSOLIDATED FUND-(contd.)

**RECEIPT HEADS (Revenue Account)-(contd.)**  
**B-NON-TAX REVENUE-(contd.)**

## (c) Other Non - Tax Revenue-(contd.)

## (ii) Social Services-

0202 Education, Sports, Art and Culture	3,228.11	3,830.20
0210 Medical and Public Health	4,132.56	4,914.27
0211 Family Welfare	38.25	45.19
0215 Water Supply and Sanitation	51.54	43.63
0216 Housing	1,133.28	1,070.95
0217 Urban Development	627.48	728.96
0220 Information and Publicity	81.60	79.62

Disbursements	Actuals		
	1999-2000	2000-2001	
4	5	6	
(In lakhs of rupees)			
(1) REVENUE-(contd.)			
<b>EXPENDITURE HEADS (Revenue Account)-(contd.)</b>			
<b>B- SOCIAL SERVICES-</b>			
<b>(a) Education, Sports Art and Culture-</b>			
2202	General Education	325,424.34	351,865.64
2203	Technical Education	10,017.23	10,928.91
2204	Sports and Youth Services	2,291.58	2,453.84
2205	Art and Culture	1,562.06	1,988.03
<b>Total-(a)-Education, Sports Art and Culture</b>		<b>339,295.21</b>	<b>367,236.42</b>
<b>(b) Health and Family Welfare-</b>			
2210	Medical and Public Health	79,014.21	76,098.29
2211	Family Welfare	12,298.53	13,276.93
<b>Total-(b)-Health and Family Welfare</b>		<b>91,312.74</b>	<b>89,375.22</b>
<b>(c) Water Supply, Sanitation, Housing and Urban Development-</b>			
2215	Water Supply and Sanitation	19,368.71	18,660.87
2216	Housing	20,337.37	30,634.17
2217	Urban Development	23,295.94	20,669.86
<b>Total-(c)-Water Supply, Sanitation Housing and Urban Development</b>		<b>63,002.02</b>	<b>69,964.90</b>
<b>(d) Information and Broadcasting-</b>			
2220	Information and Publicity	2,213.65	2,944.04
<b>Total-(d)-Information and Broadcasting</b>		<b>2,213.65</b>	<b>2,944.04</b>

## STATEMENT NO.1-(contd.)

Receipts 1	Actuals	
	1999-2000 2	2000-2001 3
(In lakhs of rupees)		
<b>PART-I-CONSOLIDATED FUND-(contd.)</b>		
<b>RECEIPT HEADS (Revenue Account)-(contd.)</b>		
B-NON-TAX REVENUE-(contd.)		
<b>(c) Other Non -Tax Revenue-(contd.)</b>		
(ii) Social Services-(contd.)		
0230 Labour and Employment	580.55	1,139.64
0235 Social Security and Welfare	234.32	277.96
0250 Other Social Services	1,889.62	12,104.54
Total-(ii)-Social Services	11,997.31	24,234.96

Disbursements	Actuals		
	1999-2000	2000-2001	
4	5	6	
(In lakhs of rupees)			
(I) REVENUE-(contd.)			
<b>EXPENDITURE HEADS (Revenue Account)-(contd.)</b>			
B- SOCIAL SERVICES-(concl'd.)			
<b>(e) Welfare of Scheduled Castes, Scheduled Tribes and Other Backward Classes -</b>			
2225	Welfare of Scheduled Castes, Scheduled Tribes and Other Backward Classes	41,458.19	42,735.52
<b>Total-(e)- Welfare of Scheduled Castes, Scheduled Tribes and Other Backward Classes</b>		<b>41,458.19</b>	<b>42,735.52</b>
<b>(f) Labour and Labour Welfare-</b>			
2230	Labour and Employment	10,829.00	12,120.94
<b>Total-(f)- Labour and Labour Welfare</b>		<b>10,829.00</b>	<b>12,120.94</b>
<b>(g) Social Welfare and Nutrition-</b>			
2235	Social Security and Welfare	12,315.46	16,656.55
2236	Nutrition	16,927.77	21,172.11
2245	Relief on account of Natural Calamities	43,801.12	147,607.80
<b>Total-(g)- Social Welfare and Nutrition</b>		<b>73,044.35</b>	<b>185,436.46</b>
<b>(h) Others-</b>			
2250	Other Social Services	204.66	237.54
2251	Secretariat-Social Services	1,575.43	1,597.04
<b>Total-(h)- Others</b>		<b>1,780.09</b>	<b>1,834.58</b>
<b>TOTAL- B- SOCIAL SERVICES</b>		<b>622,935.25</b>	<b>771,648.08</b>

## STATEMENT NO.1-(contd.)

Receipts 1	Actuals	
	1999-2000 2	2000-2001 3

(In lakhs of rupees)

## PART-I-CONSOLIDATED FUND-(contd.)

## RECEIPT HEADS (Revenue Account)-(contd.)

## B-NON-TAX REVENUE-(contd.)

## (c) Other Non -Tax Revenue-(contd.)

## (iii)Economic Services-

0401 Crop Husbandry	980.58	660.29
0403 Animal Husbandry	247.91	297.94
0404 Dairy Development	50.66	46.81
0405 Fisheries	257.40	210.46
0406 Forestry and Wild Life	2,207.00	1,848.05
0408 Food Storage and Warehousing	326.01	626.25
0425 Co-operation	1,225.98	1,248.29
0435 Other Agricultural Programmes	7.61	42.13
0515 Other Rural Development Programmes	577.29	972.23
0575 Other Special Areas Programmes	810.05	636.68
0701 Major and Medium Irrigation	11,068.40	13,658.17
0702 Minor Irrigation	274.24	232.24

Disbursements		Actuals	
		1999-2000 5	2000-2001 6
4			
(In lakhs of rupees)			
(1) REVENUE-(contd.)			
<b>EXPENDITURE HEADS (Revenue Account)-(contd.)</b>			
C- ECONOMIC SERVICES-			
<b>(a) Agriculture and Allied Activities-</b>			
2401	Crop Husbandry	20,821.73	23,214.95
2402	Soil and Water Conservation	7,964.00	8,798.94
2403	Animal Husbandry	8,071.12	8,264.46
2404	Dairy Development	242.49	138.45
2405	Fisheries	2,614.19	2,715.33
2406	Forestry and Wild Life	11,522.31	12,037.32
2408	Food, Storage and Warehousing	1,278.75	1,196.84
2415	Agricultural Research and Education	9,270.37	9,797.18
2425	Co-operation	5,417.24	4,576.48
2435	Other Agricultural Programmes	117.16	122.85
<b>Total-(a)- Agriculture and Allied Activities</b>		<b>67,319.36</b>	<b>70,862.80</b>
<b>(b) Rural Development-</b>			
2501	Special Programmes for Rural Development	20,594.98	20,188.64
2505	Rural Employment	3,821.92	4,729.79
2515	Other Rural Development Programmes	32,091.19	51,154.95
<b>Total-(b)- Rural Development</b>		<b>56,508.09</b>	<b>76,073.38</b>
<b>(c) Special Areas Programmes-</b>			
2575	Other Special Areas Programmes	2,494.45	2,802.38
<b>Total-(c)- Special Areas Programmes-</b>		<b>2,494.45</b>	<b>2,802.38</b>
<b>(d) Irrigation and Flood Control-</b>			
2701	Major and Medium Irrigation	152,619.47	172,900.11
2702	Minor Irrigation	21,283.36	19,588.87
2705	Command Area Development	2,343.96	1,663.10
2711	Flood Control and Drainage	1,152.85	731.82
<b>Total-(d)- Irrigation and Flood Control</b>		<b>177,399.64</b>	<b>194,883.90</b>
H-1941-4			

## STATEMENT NO.1-(contd.)

Receipts  1	Actuals	
	1999-2000 2	2000-2001 3
(In lakhs of rupees)		
<b>PART-I-CONSOLIDATED FUND-(contd.)</b>		
<b>RECEIPT HEADS (Revenue Account)-(contd.)</b>		
<b>B-NON-TAX REVENUE-(contd.)</b>		
<b>(c) Other Non -Tax Revenue-(contd.)</b>		
<b>(iii)Economic Services-(contd.)</b>		
0801 Power	6,802.64	6,445.53
0802 Petroleum	0.71	1.40
0803 Non-Conventional Sources of Energy	-	-
0851 Village and Small Industries	75.33	41.77
0852 Industries	309.15	476.03
0853 Non-ferrous Mining and Metallurgical Industries	53,078.36	61,664.53
0875 Other Industries	0.60	0.15
1051 Ports and Light Houses	-	2,066.52
1052 Shipping	-	-
1053 Civil Aviation	-	-
1054 Roads and Bridges	599.95	511.79
1055 Road Transport	0.77	0.57
1056 Inland Water Transport	-	-
1075 Other Transport Services	-	-
1251 Overseas Communication Services	-	-
1275 Other communication services	-	-
1425 Other Scientific Research	2.71	87.89
1452 Tourism	1.52	1.14
1453 Foreign Trade and Export Promotion	-	0.06



Disbursements	Actuals	
	1999-2000	2000-2001
4	5	6

(In lakhs of rupees)

(1) REVENUE-(contd.)

**EXPENDITURE HEADS (Revenue Account)-(contd.)**

C-ECONOMIC SERVICES-(contd.)

**(e) Energy-**

2801	Power	138,488.45	354,675.87
2810	Non-Conventional Sources of Energy	111.00	89.50

**Total-(e)-Energy**

138,599.45	354,765.37
------------	------------

**(f) Industry and Minerals-**

2851	Village and Small Industries	15,144.07	16,752.88
2852	Industries	7,635.83	10,143.07
2853	Non-ferrous Mining and Matallurgical Industries	1,662.00	1,658.65
2875	Other Industries	5.53	3.64
<b>Total-(f)-Industry and Minerals</b>		<b>24,447.43</b>	<b>28,558.24</b>

**(g) Transport-**

3051	Ports and Light Houses	-	-
3053	Civil Aviation	11.80	7.80
3054	Roads and Bridges	54,085.94	55,174.19
3055	Road Transport	5,084.30	5,521.44
<b>Total-(g)-Transport</b>		<b>59,182.04</b>	<b>60,703.43</b>

**(h) Communications-**

3275	Other Communication Services	1.84	0.96
<b>Total-(h)-Communications</b>		<b>1.84</b>	<b>0.96</b>

**(i) Science, Technology and Environment-**

3425	Other Scientific Research	1,399.31	302.31
3435	Ecology and Environment	120.00	120.00
<b>Total-(i)-Science, Technology and Environment</b>		<b>1,519.31</b>	<b>422.31</b>

## STATEMENT NO.1-(contd.)

Receipts  1	Actuals	
	1999-2000 2	2000-2001 3
(In lakhs of rupees)		
<b>PART-I-CONSOLIDATED FUND-(contd.)</b>		
<b>RECEIPT HEADS (Revenue Account)-(contd.)</b>		
B-NON-TAX REVENUE-(concl.)		
(c) Other Non -Tax Revenue-(concl.)		
(iii)Economic Services-(concl.)		
1456 Civil Supplies	71.97	0.04
1475 Other General Economic Services	1,063.22	968.39
<b>Total-(iii)-Economic Services</b>	<b>80,040.06</b>	<b>92,745.35</b>
<b>Total-(c)- Other Non- Tax Revenue</b>	<b>119,876.51</b>	<b>139,323.12</b>
<b>TOTAL -B-NON-TAX REVENUE</b>	<b>299,036.52</b>	<b>334,914.01</b>
C-GRANTS- IN- AID AND CONTRIBUTIONS-		
1601 Grants- in- aid from Central Government	115,430.28	176,886.83
1603 State's share of Union Excise Duties	99,537.00	92,885.00
<b>TOTAL -C-GRANTS- IN- AID AND CONTRIBUTIONS</b>	<b>214,967.28</b>	<b>269,771.83</b>
<b>TOTAL-RECEIPT HEADS (Revenue Account)</b>	<b>1,397,144.23</b>	<b>1,573,858.77</b>
Revenue Surplus(+)/Deficit(-)	(-)354,565.87	(-) 630,223.36

Disbursements	Actuals	
	1999-2000	2000-2001
4	5	6
(In lakhs of rupees)		
(1) REVENUE-(concl.)		
<b>EXPENDITURE HEADS (Revenue Account)-(concl.)</b>		
<b>C-ECONOMIC SERVICES-(concl.)</b>		
<b>(j) General Economic Services-</b>		
3451 Secretariat - Economic Services	2,499.31	2,677.78
3452 Tourism	1,953.74	1,935.35
3453 Foreign Trade and Export Promotion	1.28	0.62
3454 Census Surveys and Statistics	751.30	3,588.20
3456 Civil Supplies	14,388.64	13,896.58
3475 Other General Economic Services	1,429.90	1,783.05
<b>Total-(j) General Economic Services</b>	<b>21,024.17</b>	<b>23,881.58</b>
<b>TOTAL-C-ECONOMIC SERVICES</b>	<b>548,495.78</b>	<b>812,954.35</b>
<b>D-GRANTS- IN -AID AND CONTRIBUTIONS-</b>		
3604 Compensations and assignments to Local Bodies and Panchayati Raj Institutions	4,971.57	4,963.59
<b>TOTAL-D-GRANTS- IN- AID AND CONTRIBUTIONS</b>	<b>4,971.57</b>	<b>4,963.59</b>
<b>TOTAL-EXPENDITURE HEADS (Revenue Account)</b>	<b>1,751,710.10</b>	<b>2,204,082.13</b>

## STATEMENT NO.1-(contd.)

Receipts 1	Actuals	
	1999-2000 2	2000-2001 3
(In lakhs of rupees)		
<b>PART-I-CONSOLIDATED FUND-(contd.)</b>		
(2) CAPITAL,PUBLIC DEBT,		
<b>RECEIPT HEADS (Capital Account)-</b>		
4000 Miscellaneous Capital Receipts	1,560.80	2,234.87
<b>E-PUBLIC DEBT-</b>		
6003 Internal Debt of the State Government	212,645.72	1,175,305.88
6004 Loans and Advances from the Central Government	358,136.78	(9,764.69)
Total	570,782.50	1,165,541.19
<b>F -LOANS AND ADVANCES-</b>		
Recoveries of Loan and Advances	14,598.47	222,661.66
Total	14,598.47	222,661.66
<b>G-INTER-STATE SETTLEMENT-</b>		
7810 Inter - State Settlement	0.07	0.03
Total	0.07	0.03
<b>H-TRANSFER TO CONTINGENCY FUND-</b>		
7999 Appropriation to Contingency Fund	-	-
Total	-	-
Total-Consolidated Fund	1,984,086.07	2,964,296.52
<b>PART -II- CONTINGENCY FUND</b>		
8000 Contingency Fund	2,120.20	1,374.57
Total-Contingency Fund	2,120.20	1,374.57
<b>PART - III - PUBLIC ACCOUNT</b>		
<b>I- SMALL SAVINGS, PROVIDENT FUNDS, ETC.-</b>		
(b) Provident Funds	73,314.41	74,501.84
(c) Other Accounts	7,605.22	8,280.61
Total	80,919.63	82,782.45

Disbursements	Actuals	
	1999-2000 5	2000-2001 6
4		
(In lakhs of rupees)		
<b>LOANS , ETC.</b>		
<b>EXPENDITURE HEADS (Capital Account)</b>	269,514.28	299,484.37
<b>E-PUBLIC DEBT-</b>		
6003 Internal Debt of the State Government	120,935.02	410,517.33
6004 Loans and Advances from the Central Government	50,249.52	108,623.41
Total	171,184.54	519,140.74
<b>F-LOANS AND ADVANCES -</b>		
Loans and Advances	62,604.64	91,716.89
Total	62,604.64	91,716.89
<b>G-INTER-STATE SETTLEMENT -</b>		
7810 Inter - State Settlement	-	-
Total	-	-
<b>H-TRANSFER TO CONTIGENCY FUND-</b>		
7999 Appropriation to Contingency Fund	-	-
Total	-	-
Total-Consolidated Fund	2,255,013.56	3,114,424.13
8000 Contingency Fund	1,374.57	10,923.72
Total-Contingency Fund	1,374.57	10,923.72
<b>I-SMALL SAVINGS, PROVIDENT FUNDS, ETC.-</b>		
(b) Provident Funds	35,568.29	45,939.13
(c) Other Accounts	2,688.68	3,020.62
Total	38,256.97	48,959.75

**STATEMENT NO.1-(contd.)**

Receipts	Actuals	
	1999-2000 2	2000-2001 3
1		
(In lakhs of rupees)		
<b>PART-III-PUBLIC ACCOUNT-(concl'd.)</b>		
<b>J- RESERVE FUNDS-</b>		
(a) Reserve Funds bearing interest	-	0.06
(b) Reserve Funds not bearing interest	33,753.24	39,069.16
Total	33,753.24	39,069.22
<b>K- DEPOSITS AND ADVANCES-</b>		
(a) Deposits bearing interest	100,377.65	105,663.94
(b) Deposits not bearing interest	1,055,320.42	1,298,357.44
(c) Advances	17,886.32	18,624.29
Total	1,173,584.39	1,422,645.67
<b>L- SUSPENSE AND MISCELLANEOUS-</b>		
(b) Suspense	19,800.30	(37,615.56)
(c) Other Accounts	1,507,477.14	1,114,424.03
(d) Accounts with Governments of Foreign Countries	-	-
(e) Miscellaneous	-	-
Total	1,527,277.44	1,076,808.47
<b>M- REMITTANCES-</b>		
Remittances	357,466.64	287,304.99
Total	357,466.64	287,304.99
Total-Public Accounts	3,173,001.34	2,908,610.80
Total-Receipts	5,159,207.61	5,874,281.89
Opening Cash Balance	(7,015.33)	5,348.07
<b>GRAND TOTAL</b>	5,152,192.28	5,879,629.96

Disbursements	Actuals	
	1999-2000 5	2000-2001 6
4		
(In lakhs of rupees)		
<b>J- RESERVE FUNDS-</b>		
(a) Reserve Funds bearing interest	-	-
(b) Reserve Funds not bearing interest	20,514.08	22,809.43
Total	20,514.08	22,809.43
<b>K- DEPOSITS AND ADVANCES-</b>		
(a) Deposits bearing interest	33,032.19	49,717.54
(b) Deposits not bearing interest	897,786.73	1,206,153.73
(c) Advances	17,980.60	18,631.11
Total	948,799.52	1,274,502.38
<b>L- SUSPENSE AND MISCELLANEOUS-</b>		
(b) Suspense	31,974.02	27,296.24
(c) Other Accounts	1,490,494.27	1,053,476.07
(d) Accounts with Governments of Foreign Countries	0.35	0.35
(e) Miscellaneous	14.44	-
Total	1,522,483.08	1,080,772.66
<b>M- REMITTANCES-</b>		
Remittances	360,402.43	281,216.85
Total	360,402.43	281,216.85
Total-Public Account	2,890,456.08	2,708,261.07
Total - Disbursements	5,146,844.21	5,833,608.92
Closing Cash Balance	5,348.07	46,021.04
<b>GRAND TOTAL</b>	5,152,192.28	5,879,629.96

## STATEMENT NO.1-(contd.)

## EXPLANATORY NOTES

- (1) A comparative summary of net effect of transactions during 1999-2000 and 2000-2001 under Revenue, Capital etc. Sections are given below :-

	1999-2000	2000-2001
	(In crores of rupees)	
Opening Cash Balance	(-)70.15	53.48
<b>Consolidated Fund-</b>		
Transactions on Revenue Accounts-		
(a) Receipts	13,971.44	15,738.59
(b) Expenditure	17,517.10	22,040.82
(c) Revenue Surplus (+)/Deficit(-)	(-)3,545.66	(-)6,302.23
Transactions other than on Revenue Account-		
2. Capital Expenditure(Net)	(-)2,679.53	(-)2,972.49
3. Net Receipts from Public Debt	3,995.98	(+)6,464.00
4. Net increase in loans and advances by State Government	(-)480.06	1,309.45
5. Inter-State Settlement (Net)	0	0
6. Appropriation to Contingency Fund (Net)	0	0
<b>Contingency Fund-</b>		
7. Net drawals from Contingency Fund	7.45	(-)95.49
<b>Public Account-</b>		
8. (a) Net Receipts under Small Savings, Provident Funds, etc.	426.63	338.22
(b) Net receipts under Reserve Funds, Deposits and Advances and Suspense	2,428.17	1,604.39
9. Remittances (Net)	(-)29.35	60.88
Closing Cash Balance	53.48	460.21
Overall Surplus (+)/Deficit(-)	(+)123.63	(+)406.73



## STATEMENT NO.1-(contd.)

(2) Receipts from the Government of India- Of the revenue receipts of Rs.15,738.59 crores during the year, Rs.3,342.62 crores were received from the Government of India as indicated below :-

	1999-2000	2000-2001
	( In crores of rupees )	
(i) Share of net proceeds of Union Taxes-		
(a) Taxes on Income other than Corporation Tax	669.67	644.90
(b) Union Excise Duties	995.37	928.85
(c) Estate Duty	..	-
(ii) Grants under Articles 275 (1) of the Constitution and Proviso there under	6.00	15.75
(iii) Other Grants-		
(a) Grants for different purposes and schemes	1,122.08	1,739.07
(b) Grants in lieu of tax on railway passenger fares	26.22	14.05
Total	2,819.34	3,342.62

(3) No new tax was imposed during 2000-2001.

**STATEMENT NO. I - (contd.)**

(4) Revenue Receipts :- The increase of Rs.1,767.15 crores in revenue receipts (from Rs.13,971.44 crores in 1999-2000 to Rs.15,738.59 crores in 2000-2001) was mainly under :-

Head of Account 1	Increase (In crores of rupees) 2	Reasons 3
0040 Taxes on Sales,Trade,etc.	808.27	Due to more receipts on account of Central and State Sales Tax Acts, Tax on Sale of motor spirit and Lubricants and Turn over Tax.
1601 Grants- in- aid from Central Government	614.57	Due mainly to receipt of more grants for contribution to Calamity Relief Fund,Block grants and grants for Central plan schmes.
0049 Interest receipts	165.28	Due to more receipts on account of interest from Departmental Commercial Undertakings ,Cultivators and from Public sector and other Undertakings.
0043 Taxes and Duties on Electricity	119.37	Due to more receipts on account of Taxes on Consumption and Sale of Electricity and Fees under the Indian Electricity Rules.
0250 Other Social Services	102.15	Due to more receipts under Nutrition, Welfare of Scheduled Castes,Scheduled Tribes and Other Backward Classes and Other receipts.
0853 Non ferrous Mining and Metallurgical Industries	85.87	Due to more receipt under Minaral Concession fees,rents and royalties.
0701 Major and Medium Irrigation	25.90	Due mainly to more receipts under Mahi Right Bank Canal,Hathmati Reservoir Project,Shetrunji Irrigation Scheme and Other Schemes.
0041 Taxes on Vehicles	25.57	Due to more receipt under Indian Motor Vehical Acts and Other receipts.
0028 Other taxes on Income and Expenditure	21.75	Due mainly to more receipts on account of Taxes on Professions

## STATEMENT NO. I - (contd.)

Head of Account 1	Increase (In crores of rupees) 2	Reasons 3
1051 Ports and Light Houses	20.67	Due to more receipts under Registration and other fees.
0030 Stamps and Registration Fees	15.04	Due to more receipts on account of Non-Judicial stamps and duties on Impressing of documents.
0055 Police	13.84	Due mainly to more receipts on account of Fees, Fines and forfeitures, supply of police to other Government and other receipts.
0039 State Excise	8.35	Due mainly to more State Excise Duties on Foreign liquors, denatured spirits and medicated wines, Medicinal and toilet preparations, Fines and confiscations and other receipts.
0210 Medical and Public Health	7.81	Due mainly to more receipts on account of Medical Education, Training and Research Service and Service fees, Public Health Laboratories and other receipts.
0202 Education, Sports, Arts and Culture	6.02	Due to more receipts under Physical Education, Sports and Youth Welfare.
0230 Labour and Employment	5.59	Due mainly to more receipts under Labour Laws, Fees realised under Factory's Act and Mines Act and other receipts.

## STATEMENT NO.1-(contd.)

The above increase was partly counter balanced by decrease in revenue mainly under :-

Head of Account 1	Decrease (In crores of rupees) 2	Reasons 3
1603 State's Share of Union Excise Duties	266.52	Due to less receipts under basic and additional Union Excise Duties.
0042 Taxes on Goods and Passengers	62.84	Due to less receipts under Tax Collections in lieu of goods and Passanger Taxes and Other receipts.
0075 Miscellaneous General Services	37.75	Due mainly to less receipts under Unclaimed Deposits, State lotteries, Sale of Land and Property and gain by exchange.
0029 Land Revenue	35.11	Due mainly to less receipts under Land Revenue, receipts from management of Ex-Zamindari Estate and Sale proceeds of wastes land and redumptions in land Tax.
0070 Other Administrative Services	32.19	Due mainly to less receipts towards fines and forfeitures, Services and Service fees and Other receipts.
0021 Taxes on Income Other than Corporation Tax	24.77	Due to less receipts of Share of net proceeds assined to State.
0045 Other Taxes and Duties on Commodities and Services	15.85	Due mainly to less receipts towards Entertainment and Luxury taxes and Education Cess Act.

**STATEMENT NO.1-(contd.)**

(5) Expenditure on Revenue Account:- The increase of Rs.4,523.72 crores (from Rs.17,517.10 crores in 1999-2000 to Rs.22,040.82 crores in 2000-2001) was mainly under :-

Head of Account 1	Increase (In crores of rupees) 2	Reasons 3
2801 Power	2,216.98	Due to more assistance to Electricity Board
2245 Relief on account of Natural calamities	1,038.07	Due mainly to more expenditure under Gratuitous Relief, Drinking Water supply Special Nutrition, Supply of Fodder, Veterinary Care and Public Health.
2049 Interest Payments	322.67	Due to more expenditure under Interest on Internal Debt, Small Savings, Provident Funds, etc. and Loans, Advances from Central Government and Other obligations.
2202 General Education	264.42	Due to more expenditure under Elementary Education, University and Higher Education, Adult Education and Language Development.
2701 Major and Medium Irrigation	202.81	Due mainly to increase in expenditure on Irrigation Projects and Schemes, Medium Irrigation, Direction and Administration, Training Survey and Investigation and Machinery and Equipment.
2215 Other Rural Development Programmes	190.64	Due mainly to more expenditure under Training and expenditure on Panchayati Raj Community Development and Tribal Area Sub-Plan.
2075 Miscellaneous General Services	131.49	Due to more expenditure on Pension in Lieu of resumed Jagirs lands, Territories, etc.
2216 Housing	102.97	Due to more expenditure under Provision of House Site to the landless and Assistance to Housing Board and Machinery and Equipment.

## STATEMENT NO.1-(contd.)

Head of Account	Increase (In crores of rupees)	Reasons
1	2	3
2052 Secretariat General Services	48.42	Due mainly to more expenditure on Secretariat and Attached Offices.
2235 Social Security and Welfare	43.42	Due mainly to more expenditure on Welfare of Handicapped Women's Welfare, Correctional Services and Other Programmes.
2236 Nutrition	42.44	Due to more expenditure on Special Nutrition Programmes, Mid-day Meals and Other expenditure.
3454 Census Surveys and Statistics	28.37	Due mainly to more expenditure on Census, Gazeetter and Statistical Memories and Other expenditure.
2852 Industries	25.07	Due mainly to more expenditure on Telecommunication and Electronic Industries, Special Central Assistance for Tribal Sub-plan, Scheduled Castes Component Plan, Tribal Area Sub-Plan and Other expenditure.
2401 Crop Husbandry	23.93	Due mainly to more expenditure on Food Grain Crops, Agricultural Farms, Manures and Fertilizers, Plant Protection, Commercial Crops, Agricultural Economic and Statistics and Special Assistance for Tribal Sub-Plan.
2851 Village and Small Industries	16.09	Due to more expenditure on Handloom Industries, Handicraft Industries, Khadi and Village Industries, Coir Industries, Special Central Assistance for Scheduled Castes Component Plan and Tribal Sub-plan.
2055 Police	13.39	Due mainly to more expenditure on Education and Training Criminal Investigation and training, Village Police, Modernisation of Police and Forensic Science.
2230 Labour and Employment	12.91	Due to more expenditure on Employment and Training.

## STATEMENT NO.1-(contd.)

Head of Account	Increase (In crores of rupees)	Reasons
1	2	3
2225 Welfare of Scheduled Castes, Scheduled Tribes and Other Backwards Classes	12.78	Due to more expenditure on collection charges and Other expenditure.
2040 Taxes on Sales, Trade, etc.	11.12	Due mainly to more expenditure on Collection Charges and Other expenditure.
3054 Roads and Bridges	10.88	Due mainly to more expenditure on Road Works and Other expenditure.
2211 Family Welfare	9.79	Due mainly to more expenditure on Rural and Urban Family Welfare Services, Mass Education, Other Services and Supplies and Other expenditure.
2203 Technical Education	9.12	Due to more expenditure on Training, Technical Schools Scholarships, Engineering Technical Colleges and Institutes and Tribal Areas Sub-Plan.
2505 Rural Employment	9.08	Due to more expenditure under Jawahar Rojgar Yojana of National Programmes.
2402 Soil and Water Conservation	8.35	Due to more expenditure on Soil Conservation, Special Central Assistance for Tribal Sub-plan and Other expenditure.
2220 Information and Publicity	7.30	Due mainly to more expenditure on Direction and Administration, Production of films, Information Centres, Pressed Information Services, Field Publicity, Publications, Community Radio and Television and Tribal Area Sub-plan.
2415 Agricultural Research and Education	5.27	Due mainly to more expenditure on Crop and Animal Husbandry, Dairy Development and Statistics.
2406 Forestry and Wild Life	5.15	Due mainly more expenditure on Survey and Utilisation of Forest Resources Communi- cation and Building, Forest Conservation, Development and Regeneration, Forest Produce and Special Central Assistance for Tribal Sub-plan .

## STATEMENT NO.1-(concl.)

(5) Expenditure on Revenue Account-(concl.)

The above increase was partly counter balanced by decrease in expenditure mainly under the following heads :-

Head of Account 1	Decrease (In crores of rupees) 2	Reasons 3
2071 Pensions and Other Retirement Benefits	67.91	Due to less expenditure on Superannuation and Retirement Allowances, Commuted Value of Pension Gratuities, Family Pensions, and Pensionary Charges in respect of High Court Judges.
2015 Elections	40.8	Due to reduction in expenditure on Election Commission, Electoral officers and charges conducting Election to Parliament and State Union Territories Legislatures.
2210 Medical and Public Health	29.16	Due mainly to reduction in expenditure on Employees State Insurance Scheme Hospitals and Dispensaries, Homeopathy and Other Systems.
2217 Urban Development	26.27	Due to less expenditure under State Capital, Development Integrated Development of Small and Medium Towns and Other Urban Development Schemes.
2041 Taxes on Vehicles	18.74	Due to less expenditure in lieu of Taxes on Motor Vehicles.
2702 Minor Irrigation	16.94	Due mainly to reduction in expenditure under Water tanks, Lift Irrigation Schemes, Diversion Schemes and Tubewells.
2070 Other Administrative Services	11.87	Due to less expenditure under Purchase and Maintenance of Transport and Other expenditure.
3425 Other Scientific Research	10.97	Due to less Assistance to Council of Scientific and Industrial Research and Other Scientific Bodies.
2425 Co-operation	8.41	Due mainly to less expenditure under Training, Assistance to other Co-operatives, Agricultural Credit Stabilisation Fund, Special Central Assistance for Scheduled Castes Component Plan and for Tribal Sub-plan.
2215 Water Supply and Sanitation	7.08	Due to less expenditure under Research and Development, Survey and Investigation Urban and Water Supply Programmes.
2705 Command Area Development	6.81	Due to less expenditure under Area Development Commissioner Ahmedabad, Rajkot and Command Area Development Authority.



**STATEMENT NO. 2-CAPITAL OUTLAY  
PROGRESSIVE CAPITAL OUTLAY TO END OF 2000-2001**

Sr. No.	Major Head of Account	Expenditure to end of 1999-2000	Expenditure during 2000-2001	Total
1	2	3	4	5
(In lakhs of rupees)				
<b>A-CAPITAL ACCOUNT OF GENERAL SERVICES-</b>				
1	4055- Capital Outlay on Police	3,660.61	175.36	3,835.97
2	4058- Capital Outlay on Stationery and Printing	188.35	6.09	194.44
3	4059- Capital Outlay on Public Works	27,843.90	2,832.70	30,676.60
4	4075- Capital Outlay on Miscellaneous General Services	300.00	981.32	1,281.32
<b>TOTAL-A-CAPITAL ACCOUNT OF GENERAL SERVICES</b>		<b>31,992.86</b>	<b>3,995.47</b>	<b>35,988.33</b>
<b>B-CAPITAL ACCOUNT OF SOCIAL SERVICES-</b>				
<b>(a) Capital Account of Education, Sports, Art and Culture-</b>				
5	4202- Capital Outlay on Education, Sports, Art and Culture	15,052.38	1,241.28	16,293.66
<b>Total-(a)-Capital Account of Education, Sports, Art and Culture</b>		<b>15,052.38</b>	<b>1,241.28</b>	<b>16,293.66</b>
<b>(b) Capital Account of Health and Family Welfare-</b>				
6	4210- Capital Outlay on Medical and Public Health	13,995.09	2,516.68	16,511.77
7	4211- Capital Outlay on Family Welfare	393.61	0.04	393.65
<b>Total-(b)-Capital Account of Health and Family Welfare</b>		<b>14,388.70</b>	<b>2,516.72</b>	<b>16,905.42</b>
<b>(c) Capital Account of Water Supply, Sanitation, Housing and Urban Development-</b>				
8	4215 Capital Outlay on Water Supply and Sanitation	178,151.88	91,629.91	269,781.79
9	4216- Capital Outlay on Housing	41,797.19	6,860.82	48,658.01
10	4217- Capital Outlay on Urban Development	13,306.31	1,621.48	14,927.79
<b>Total-(c)-Capital Account of Water Supply, Sanitation, Housing and Urban Development</b>		<b>233,255.38</b>	<b>100,112.21</b>	<b>333,367.59</b>

## STATEMENT NO. 2-(contd.)

Sr. No.	Major Head of Account	Expenditure to end of 1999-2000	Expenditure during 2000-2001	Total
1	2	3	4	5
(In lakhs of rupees)				
<b>B-CAPITAL ACCOUNT OF SOCIAL SERVICES-(concl'd.)</b>				
<b>(d) Capital Account of Information and Broadcasting-</b>				
11	4220- Capital Outlay on Information and Publicity	376.21	5.74	381.95
12	4221- Capital Outlay on Broadcasting	..	..	..
<b>Total-(d)-Capital Account of Information and Broadcasting</b>		376.21	5.74	381.95
<b>(e) Capital Account of Welfare of Scheduled Castes, Scheduled Tribes and Other Backward Classes-</b>				
13	4225- Capital Outlay on Welfare of Scheduled Castes, Scheduled Tribes and Other Backward Classes	11,355.48	966.99	12,322.47
<b>Total-(e)-Capital Account of Welfare of Scheduled Castes, Scheduled Tribes and Other Backward Classes</b>		11,355.48	966.99	12,322.47
<b>(g) Capital Account of Social Welfare and Nutrition-</b>				
14	4235- Capital Outlay on Social Security and Welfare	1,437.13	46.89	1,484.02
<b>Total-(g)-Capital Account of Social Welfare and Nutrition</b>		1,437.13	46.89	1,484.02
<b>(h) Capital Account of Other Social Services-</b>				
15	4250- Capital Outlay on Other Social Services	5,317.47	113.25	5,430.72
<b>Total-(h)-Capital Account of Other Social Services</b>		5,317.47	113.25	5,430.72
<b>TOTAL-B-CAPITAL ACCOUNT OF SOCIAL SERVICES</b>		281,182.75	105,003.08	386,185.83

## STATEMENT NO. 2-(contd.)

Sr. No.	Major Head of Account	Expenditure to end of 1999-2000	Expenditure during 2000-2001	Total
1	2	3	4	5
(In lakhs of rupees)				
<b>C-CAPITAL ACCOUNT OF ECONOMIC SERVICES-</b>				
<b>(a) Capital Account of Agriculture and Allied Activities-</b>				
16	4401- Capital Outlay on Crop Husbandry	2,717.37	113.86	2,831.23
17	4402- Capital Outlay on Soil and Water Conservation	6,411.54	740.36	7,151.90
18	4403- Capital Outlay on Animal Husbandry	1,409.09	14.20	1,423.29
19	4404- Capital Outlay on Dairy Development	1,211.74	-	1,211.74
20	4405- Capital Outlay on Fisheries	1,803.97	28.59	1,832.56
21	4406- Capital Outlay on Forestry and Wild Life	122,943.84	19,352.09	142,295.93
22	4408- Capital Outlay on Food Storage and Warehousing	(2,146.13)	66.80	(2,079.33)
23	4415- Capital Outlay on Agricultural Research and Education	964.57	-	964.57
24	4425- Capital Outlay on Co-Operation	5,647.15	(170.32)	5,476.83
25	4435- Capital Outlay on Other Agricultural Programmes	780.77	(91.76)	689.01
<b>Total-(a)-Capital Account of Agriculture and Allied Activities</b>		<b>141,743.91</b>	<b>20,053.82</b>	<b>161,797.73</b>
<b>(b) Capital Account of Rural Development-</b>				
26	4515- Capital Outlay on Other Rural Development Programmes	61.38	-	61.38
<b>Total-(b)-Capital Account of Rural Development</b>		<b>61.38</b>	<b>-</b>	<b>61.38</b>

## STATEMENT NO. 2-(contd.)

Sr. No.	Major Head of Account	Expenditure to end of 1999-2000	Expenditure during 2000-2001	Total
1	2	3	4	5
(In lakhs of rupees)				
<b>C-CAPITAL ACCOUNT OF ECONOMIC SERVICES-(contd.)</b>				
<b>(c) Capital Account of Special Areas Programme-</b>				
27	4575- Capital Outlay on Other Special Areas Programmes	617.24	133.17	750.41
	<b>Total-(c)-Capital Account of Special Areas Programme</b>	617.24	133.17	750.41
<b>(d) Capital Account of Irrigation and Flood Control-</b>				
28	4701- Capital Outlay on Major and Medium Irrigation	970,126.78	97,016.00	1,067,142.78
29	4702- Capital Outlay on Minor Irrigation	54,318.09	16,809.94	71,128.03
30	4705- Capital Outlay on Command Area Development	5.08	-	5.08
31	4711- Capital Outlay on Flood Control Projects	15,319.85	1,350.36	16,670.21
	<b>Total-(d)-Capital Account of Irrigation and Flood Control</b>	1,039,769.80	115,176.30	1,154,946.10
<b>(e) Capital Account of Energy-</b>				
32	4801- Capital Outlay on Power Projects	21,625.46	2,990.23	24,615.69
33	4802- Capital Outlay on Petroleum	8.61	-	8.61
	<b>Total-(e)-Capital Account of Energy</b>	21,634.07	2,990.23	24,624.30

## STATEMENT NO. 2-(contd.)

Sr. No.	Major Head of Account	Expenditure to end of 1999-2000	Expenditure during 2000-2001	Total
1	2	3	4	5
(In lakhs of rupees)				
<b>C-CAPITAL ACCOUNT OF ECONOMIC SERVICES-(contd.)</b>				
<b>(f) Capital Account of Industry and Minerals-</b>				
34	4851- Capital Outlay on Village and Small Industries	2,680.11	231.85	2,911.96
35	4852- Capital Outlay on Iron and Steel Industries	0.08	-	0.08
36	4853- Capital Outlay on Non-Ferrous Mining and Metallurgical Industries	359.13	-	359.13
37	4854- Capital Outlay on Cement and Non-metallic Industries	1.60	-	1.60
38	4855- Capital Outlay on Fertilizer Industries	-	-	-
39	4856- Capital Outlay on Petro-Chemical Industries	8,036.10	1,850.00	9,886.10
40	4857- Capital Outlay on Chemical and Pharmaceutical Industries	0.61	-	0.61
41	4858- Capital Outlay on Engineering Industries	2,078.15	-	2,078.15
42	4859- Capital Outlay on Telecommunication and Electronic Industries	1,245.01	-	1,245.01
43	4860- Capital Outlay on Consumer Industries	19,298.29	784.30	20,082.59
44	4875- Capital Outlay on Other Industries	2.42	-	2.42
45	4885- Other Capital Outlay on Industries and Minerals	64,874.03	9,373.52	74,247.55
<b>Total-(f)-Capital Account of Industry and Minerals</b>		<b>98,575.53</b>	<b>12,239.67</b>	<b>110,815.20</b>
<b>(g) Capital Account of Transport-</b>				
46	5051- Capital Outlay on Ports and Light Houses	14,044.05	478.30	14,522.35
47	5052- Capital Outlay on Shipping	18.05	-	18.05
48	5053- Capital Outlay on Civil Aviation	1,616.76	256.39	1,873.15
49	5054- Capital Outlay on Roads and Bridges	133,498.85	34,977.94	168,476.79
50	5055- Capital Outlay on Road Transport	35,470.24	4,160.75	39,630.99
<b>Total (g)-Capital Account of Transport</b>		<b>184,647.95</b>	<b>39,873.38</b>	<b>224,521.33</b>

## STATEMENT NO. 2-(concl.)


Sr. No.	Major Head of Account	Expenditure to end of 1999-2000	Expenditure during 2000-2001	Total
1	2	3	4	5
<b>C-CAPITAL ACCOUNT OF ECONOMIC SERVICES-(concl.)</b>		(In lakhs of rupees)		
<b>(h)-Capital Account of Communications-</b>				
51	5225 Capital Outlay on Telecommunication Services	11.08	-	11.08
<b>Total (h)-Capital Account of Communications</b>		11.08	-	11.08
<b>(i)-Capital Account of Science, Technology and Environment</b>				
52	5425- Capital Outlay on other Scientific and Environment Research	10.68	0.84	11.52
<b>Total (i)-Capital Account of Science, Technology and Environment</b>		10.68	0.84	11.52
<b>(j)-Capital Account of General Economic Services</b>				
53	5452- Capital Outlay on Tourism	1,617.68	-	1,617.68
54	5453- Capital Outlay on Foreign Trade and Export Promotion	720.00	-	720.00
55	5465- Investment in General Financial and Trading Institutions	3,828.86	-	3,828.86
56	5466 Investments in International Financial Institutions	900.00	10.00	910.00
57	5475- Capital Outlay on Other General Economic Services	1,257.78	8.41	1,266.19
<b>Total-(j)-Capital Account of General Economic Services</b>		8,324.32	18.41	8,342.73
<b>TOTAL-C-CAPITAL ACCOUNT OF ECONOMIC SERVICES</b>		1,495,395.96	190,485.82	1,685,881.78
<b>TOTAL-CAPITAL EXPENDITURE</b>		1,808,571.57	299,484.37	2,108,055.94

## EXPLANATORY NOTES

(1) The allocation of capital expenditure to end of April 1960 of the composite Bombay State under the heads shown at serial number 3,21 and 29 is pending. The matter is under correspondence with Government of Maharashtra and Gujarat.

(2) In 1999-2000 Government invested Rs.939.29 crores, in statutory corporations (Rs.47.10 crores), Government companies (Rs.886.13 crores), other joint stock companies, partnerships, co-operative societies and local bodies (Rs.6.06 crores), Investment of Rs.4.35 crores were received back during the year.

(3) The total investments in share capital and debentures of the different concerns at the end of 1998-99, 1999-2000 and 2000-2001 were Rs.3,661.78 crores, Rs.3,771.71 crores and Rs.4,706.65 crores respectively. The dividend and interest received there from was Rs.22.37 crores ( 0.61 per cent ), Rs.27.03 crores ( 0.72 per cent ) and Rs.26.07 crores ( 0.55 per cent ) respectively. Further details are given in Appendix - III.



**STATEMENT NO.3**



## STATEMENT NO.3-FINANCIAL

Sr. NO.	Name of the Project	Capital Outlay during the year		
		Direct	Indirect	Total
1	2	3	4	5
<b>01 MAJOR IRRIGATION-(COMMERCIAL)-</b>				
	503 Kakrapar Project	5.67	0.06	5.73
	Total-01	5.67	0.06	5.73
<b>03 MEDIUM IRRIGATION-(COMMERCIAL)-</b>				
	502 Hathmati Reservoir Project	-	-	-
	504 Shetrunji Irrigation Scheme	1.90	0.02	1.92
	507 Banas Valley Irrigation Scheme	2.06	0.02	2.08
	514 Mahi Canal Project	9.92	0.10	10.02
	Total-03	13.88	0.14	14.02
	Total	19.55	0.20	19.75



## RESULTS OF IRRIGATION WORKS

(In lakhs of rupees)

Capital Outlay to the end of the year		Revenue receipts during the year			
Direct	Indirect	Total	Direct revenue (Public Works receipts)	Indirect receipts	Total
6	7	8	9	10	11
6,651.08	66.51	6,717.59	5,229.52	52.29	5,281.81
6,651.08	66.51	6,717.59	5,229.52	52.29	5,281.81
820.89	8.21	829.10	7.97	0.08	8.05
3,737.78	37.38	3,775.16	76.23	0.76	76.99
5,567.41	55.67	5,623.08	13.54	0.14	13.68
5,850.49	58.50	5,908.99	438.04	4.38	442.42
15,976.57	159.76	16,136.33	535.78	5.36	541.14
22,627.65	226.27	22,853.92	5,765.30	57.65	5,822.95

## STATEMENT NO.3-(Concl.)

Sr. NO.	Name of the Project	Revenue foregone or remi- ssion on revenue during the year	Total revenue during the year (Cols. 11&12)	Working expenses and main- tenance charges during the year		
				Direct	Indirect	Total
1	2	12	13	14	15	16
<b>01 MAJOR IRRIGATION-(COMMERCIAL)-</b>						
	503 Kakrapar Project	-	5,281.81	852.03	8.52	860.55
	Total-01	-	5,281.81	852.03	8.52	860.55
<b>03 MEDIUM IRRIGATION-(COMMERCIAL)-</b>						
	502 Hathmati Reservoir Project	-	8.04	216.60	2.16	218.76
	504 Shetrunji Irrigation Scheme	-	76.98	115.63	1.16	116.79
	507 Banas Valley Irrigation Scheme	-	13.66	249.37	2.49	251.86
	514 Mahi Canal Project	-	442.42	869.72	8.70	878.42
	Total-03	-	541.10	1,451.32	14.51	1,465.83
	Total	-	5,822.91	2,303.35	23.03	2,326.38

(In lakhs of rupees)

Net revenue excluding interest		Interest on direct Capital Outlay	Net Profit or loss after meeting interest	
Surplus of revenue (Col.13) over expenditure (Col. 16 (+) or excess of expenditure (Col.16) over revenue (Col.13)(-) 17	Rate percent on Capital Outlay to end of the year 18		Surplus of revenue over expenditure(+) or excess of expenditure over revenue (-) 20	Rate percent on Capital Outlay to end of the year 21
4,421.26	65.82	997.23	3,424.03	50.97
4,421.26	65.82	997.23	3,424.03	50.97
(210.72)	(25.42)	123.13	(333.85)	(40.27)
(39.80)	(1.05)	560.52	(600.32)	(15.90)
(238.20)	(4.24)	834.95	(1,073.15)	(19.08)
(435.99)	(7.38)	876.83	(1,312.82)	(22.22)
(924.71)	(38.09)	2,395.43	(3,320.14)	(97.47)
3,496.55	27.73	3,392.66	103.89	(46.50)

**EXPLANATORY NOTES**

In order to ascertain the financial results of Irrigation Works, Pro-forma accounts known as Administrative Accounts (which take into account indirect receipts, interest charges, etc.) are to be prepared. Administrative Accounts were not prepared for want of information, such as indirect receipts during the year, revenue foregone, revenue assessed etc., which is to be supplied by the State Government. However, on the basis of information available, the results of the financial working of five irrigation projects qualifying for the maintenance of Pro-forma Administrative Accounts are brought out. In working out these results, the rate of interest has been taken 15% as prescribed by Government for the year 2000-2001.

2. The net loss for the year (on the five major projects mentioned in this statement) expressed as a percentage of the capital outlay was (-)46.50 as against (-)15.89 in the preceding year for these projects.

## STATEMENT NO.4-DEBT POSITION

## (i) Statement of borrowings

Nature of Debt 1	Balance on 1st April 2000 2	Receipts during the year 3	Repayments during the year 4	Balance on 31st March 2001 5	Net Increase 6
(In crores of rupees)					
<b>E-PUBLIC DEBT-</b>					
6003 Internal Debt of the State Government	4,021.13	11,753.06	4,105.17	11,669.02	(+)7,647.89
6004 Loans and Advances from the Central Government	17,054.52	(-)97.65	1,086.23	15,870.64	(-)1,183.88
<b>Total-Public Debt</b>	<b>21,075.65</b>	<b>11,655.41</b>	<b>5,191.40</b>	<b>27,539.66</b>	<b>(+)6,464.01</b>
I-Small Savings, Provident Funds, etc.	2,535.48	827.82	489.60	2,873.70	(+)338.22
<b>Grand Total</b>	<b>23,611.13</b>	<b>12,483.23</b>	<b>5,681.00</b>	<b>30,413.36</b>	<b>(+)6,802.23</b>

No law under Article 293 of the Constitution has been passed by the State Legislature laying down the limit within which Government may borrow on the security of the Consolidated Fund of the State.

## EXPLANATORY NOTES

1. *Internal Debt of the State Government.* - The transactions relating to loans raised from the open market to finance certain projects, schemes, etc., Ways and Means Advances from the Reserve Bank of India, cash credit facilities from the State Bank of India and other Banks, loans from the National Bank for Agricultural and Rural Development and from autonomous bodies like the Life Insurance Corporation of India, National Co-operative Development Corporation, etc., are recorded under this head. Market loans of Rs.488.07 crores and Rs.71.19 crores bearing 11.85 and 12.25 percent interest and redeemable in 2010 were raised during the year. Land Compensation Bonds for Rs.Nil crore were also issued.

In order that payment on the basis of final allocation can be made, a debt redemption and avoidance fund has been created to which appropriation as decided by Government from time to time are made from revenue every year. During 2000-2001, Rs.Nil crore being interest earned on the Sinking Fund Investments were contributed to the Fund. The balance in the Fund at the end of the year was Rs.36.61 crores.

Full particulars of the outstanding loans are given in Statement No.17.

**STATEMENT NO.4-(contd.)**  
**(i) Statement of borrowings-(concl.)**  
**Arrangement for amortisation**

*Sinking Fund.*- Annual contributions are made to the Sinking Fund for amortisation of loans at such rates as Government may decide from time to time. The policy of purchasing securities of the loans for cancellation from the Depreciation Fund during the currency of the loans has been discontinued and hence no separate contribution is made to the Depreciation Fund.

The balance in the funds at the commencement and at the end of 2000-2001 are given below:-

	Amount on 1st April 2000 1	Additions during the year 2	Withdrawals during the year 3	Amount on 31st March 2001 4
(In lakhs of rupees)				
1. Depreciation Fund	-	-	-	-
2. Sinking Fund	-	-	-	-
3. Debt Redemption and Avoidance Fund	3,660.52	-	-	3,660.52

Out of the total accumulation in the funds, Rs.6.27 crores were invested as follows:-

(In crores of rupees)

(i) Government of India Securities	-
(ii) Securities of other State Governments	6.27
(iii) Debentures of Statutory Bodies	-
	6.27

In accordance with Section 54(4) of the Bombay Reorganisation Act, 1960 securities relating to investments made from Sinking Fund and Depreciation Fund held by the former State of Bombay for repayment of any loans raised by it are required to be divided between the State of Maharashtra and Gujarat in the same proportion as that adopted for division of the total Public Debt under this section. This allocation has not yet been made. However, securities, held under the investment accounts of the Sinking and Depreciation Funds by the composite Bombay State, have been divided provisionally between Maharashtra and Gujarat on population ratio.

**2. Loans and Advances from the Central Government :-**

Details of the loans taken by State Government from the Government of India are given in Statement No.17.

The Government of Gujarat does not consider any amortisation arrangements necessary for repayment of loans which are repayable in annual instalments. Sinking Funds, have, however, been constituted for repayment of loans which are repayable in lump sum on the expiry of the prescribed period. Annual contribution is made to these funds in such amounts as Government may decide from time to time. No amount except interest earned on Sinking Fund Investments was contributed to these funds during 2000-2001.

**3. Small Savings, Provident Funds, etc.:-** This comprises mainly the Provident Fund balances of the Government Servants.

**(ii) Other Obligations.-** In addition to the above, the balances at the credit of earmarked and other funds as also certain deposits to the extent to which they have not been invested but are merged with the general cash balance of Government also constitute the liability of State Government.

**STATEMENT NO.4-(concl.)****(ii) Other Obligations-(concl.)**

Such liability at the end of 2000-2001 was Rs.9,594.10 crores as shown below:-

Nature of obligations 1	Balance on 1st April 2000 2	Receipts during the year 3	Repayments during the year 4	Balance on 31st March 2001 5	Net Increase/ Decrease 6
(in crores of rupees)					
Interest bearing obligations such as General Insurance Fund, Amenities Reserve Fund, Sinking Fund, Civil Deposits and Deposits of Government Companies, Corporations etc.	2,773.08	1056.64	497.18	3,332.54	(+)559.46
Non-interest bearing obligations such as Deposits of Local Funds, Civil Deposits, Earmarked Funds, etc.	5,176.93	13,374.26	12,289.63	6,261.56	(+)1,084.63
	7,950.01	14,430.90	12,786.81	9,594.10	(+)1,644.09

Further details are given in Statement Nos.16 and 19.

**(iii) Service of Debt-****(a) Interest on Debt and Other Obligations-**

The outstanding gross debt and other obligations and the total net amounts met from revenue during 1999-2000 and 2000-2001 on account of interest charges thereon are shown below:-

	1999-2000	2000-2001	Net increase(+)/ decrease(-) during the year
(In crores of rupees)			
Gross debt and other obligations outstanding at the end of the year	31,561.14	40,007.46	(+)8,446.32
<b>(i) Interest paid by Government-</b>			
(a) On Public Debt, Small Savings and Provident Funds	2,582.72	2,798.35	(+)215.63
(b) On Other Obligations	225.47	333.04	(+)107.57
<b>Total</b>	2,808.19	3,131.39	(+)323.20
<b>(ii) Deduct-</b>			
(a) Interest received on loans and advances given by Government	347.43	370.86	(+)23.43
(b) Interest realised on investment of cash balances	64.90	4.55	(-)60.35
<b>(iii) Net amount of interest charges</b>	2,395.86	2,755.98	(+)360.12
(a) Percentage of gross interest (item(i)) to total revenue receipts	20.10	19.90	(-)0.20
(b) Percentage of net interest (item(iii)) to total revenue receipts	17.15	17.51	(-)0.36

There were in addition certain other receipts (Rs.1,554.40 crores) such as interest received from departmental commercial undertakings, etc. If these are also taken into account, net accrual of interest would be Rs. 1,201.58 crores.

Government also received during the year Rs.26.07 crores as dividend on investments in commercial undertakings, etc.

## STATEMENT NO.5-LOANS AND ADVANCES BY STATE GOVERNMENT

## (i) Statement of Loans and Advances

Category of loans and advances	Balance outstanding on 1st April 2000	Paid during the year	Repaid during the year	Balance outstanding on 31st March 2001	Net increase (+) or decrease (-) during the year
1	2	3	4	5	6
(In crores of rupees)					
1 Loans for General Services	9.00	15.00	..	24.00	(+)15.00
Total-Loans for General Services	9.00	15.00	..	24.00	(+)15.00
2 Loans for Social Services-					
(a) Education, Sports, Art and Culture	20.52	..	0.02	20.50	(-)0.02
(b) Health and Family Welfare	..	..	..	..	..
(c) Water Supply, Sanitation, Housing and Urban Development	613.24	50.80	10.22	653.82	(+)40.58
(d) Information and Broadcasting	..	..	..	..	..
(e) Welfare of Scheduled Castes, Scheduled Tribes and other Backward Classes	25.03	1.00	0.24	25.79	(+)0.76
(f) Labour and Labour Welfare	..	..	..	..	..
(g) Social Welfare and Nutrition	69.52	..	0.44	69.08	(-)0.44
(h) Others	(0.26)	..	(0.49)	0.23	(+)0.49
Total-Loans for Social Services	728.05	51.80	16.43	769.42	(+)41.37
3 Loans for Economic Services-					
(a) Agriculture and Allied Activities	265.84	31.46	20.89	276.41	(+)10.57
(b) Rural Development	2.38	..	..	2.38	..
(c) Special Areas Programmes	..	..	..	..	..
(d) Irrigation and Flood Control	26.54	..	..	26.54	..
(e) Energy	3,970.25	577.51	2,095.05	2,452.71	(-)1,517.54
(f) Industry and Minerals	543.34	22.93	2.18	564.09	(+)20.75
(g) Transport	78.48	70.24	0.11	148.61	(+)70.13
(h) Communications	..	..	..	..	..
(i) Science Technology and Environment	..	..	..	..	..
(j) General Economic Services	78.15	..	..	78.15	..
Total-Loans for Economic Services	4,964.98	702.14	2,118.23	3,548.89	(-)1,416.11
4 Loans to Government Servants etc.,	232.28	81.31	43.68	269.91	(+)37.63
5 Loans for Miscellaneous Purposes	120.13	66.91	54.27	132.77	(+)12.64
Total-Loans and Advances	6,054.44	917.16	2,226.61	4,744.99	(-)1,309.45

A more detailed account is given in Statement No.18.

**STATEMENT NO.5-(concl.)**  
**(ii) Recoveries in arrears**

(i) At the end of 2000-2001 recovery of Rs.537.65 crores (Principal of Rs.459.53 crores, and interest of Rs.78.12 crores) was over-due from Municipalities, Panchayati Raj Institutions, other local bodies and public sector undertakings etc., the detailed accounts of which are kept in the accounts office. Out of this Rs.396.70 crores Rs.331.38 crores towards Principal and Rs.65.32 crores towards interest) were outstanding for over three years. The year-wise break-up of the amount over-due is as under:-

Year	Principal (In crores of rupees)	Interest
Up to -1995-96	246.47	57.07
1996-97	67.35	6.50
1997-98	17.56	1.75
1998-99	29.28	2.92
1999-2000	36.31	3.63
2000-2001	62.56	6.25
<b>Total</b>	<b>459.53</b>	<b>78.12</b>

(ii) Loans amounting to Rs.2,440.40 crores and interest thereon amounting to Rs.162.97 crores were outstanding against the Gujarat Electricity Board at the end of March 2001. Subject to the provisions of Section 67 of the Electricity(Supply) Act, 1948, Government decided in April 1978 that repayment of the loans by the Board should be within a period of 30 years. For the first 10 years interest only shall be paid by the Board. The principal should be repaid in twenty equal instalments. When the Board does not have surplus left after discharging the liabilities in accordance with the priorities under Section 67 ibid to pay whole amount of instalment of principal, then that portion of the instalment which can not be repaid shall be carried forward. Government consolidated in April 1980 all loans amounting to Rs.426.74 crores granted to the Board upto March 1980 as a single loan carrying interest at 6 percent per annum. This loan has been adjusted fully in 1992-93 and 1993-94. However, interest of Rs.36.93 crores thereof remains to be capitalised.

(iii) The terms and conditions of loans granted to Gujarat Electricity Board which were governed by the April 1978 decision, referred to above, have been changed and new pattern of terms and conditions have been introduced from the year 1980-81 in respect of loans granted from 1st April 1980 onwards. The loan was made interest free for the first four years and thereafter only interest is to be paid for another ten years. The repayment of principal will commence after completion of fourteen years.

In other cases, the detailed accounts of loan are kept by departmental officers. Information about over-due instalments of principal and interest on 31st March 2001 in these cases has not been furnished (30th June, 2001) by 76 out of 84 departmental / controlling officers, who are or whose subordinate departmental officers are maintaining such detailed accounts. The year-wise break-up of over-due instalments furnished by the remaining 14 departmental / controlling officers is as under :

Year	Principal (In crores of rupees)	Interest
Upto 1996-97	23.28	28.70
1997-98	6.50	5.90
1998-99	11.61	7.26
1999-2000	12.31	21.47
2000-2001	30.30	14.50
<b>Total</b>	<b>84.00</b>	<b>77.83</b>



**STATEMENT NO.6-GUARANTEES GIVEN BY GOVERNMENT FOR REPAYMENT  
OF LOANS,ETC.,RAISED BY STATUTORY CORPORATIONS,  
LOCAL BODIES AND OTHER INSTITUTIONS**

The guarantees given by Government for discharge of certain liabilities like repayment of capital, loans, fixed deposits etc., raised and minimum dividend or interest payable by statutory corporations, local bodies and other institutions and outstanding on 31st March 2001 are given below. This includes guarantees given by the former Government of Bombay, the liability for which has since developed on the Government of Gujarat under Section 62 of the Bombay Reorganisation Act, 1960. Under Article 293 of the Constitution of India, an Act viz., the Gujarat State Guarantee Act, 1963 as amended by the Act of 1998 has been passed by the State legislature laying down the limit upto Rs.14,000 crores within which Government may give guarantees on the security of the Consolidated Fund of the State. Against this limit, Rs.20,000 crores have been guaranteed by State Government upto the end of 2000-2001. The guarantees constitute contingent liabilities on the revenue of the State.

In consideration of the guarantees given by Government, the institutions are, in some cases required to pay guarantee fees. An amount of Rs.93.59 crores was received by Government during 2000 -2001 towards guarantee fees.

The guarantees given by Government and outstanding on 31st March 2001 are as shown below:-

	Maximum amount guaranteed	Sums guaranteed outstanding on 31st March 2001	
	(Principal only)	Principal	Interest*
	(In crores of rupees)		
(a) Working capital raised by the Gujarat State Financial Corporation and dividends thereon	16.30	16.30	
(b) Loans, debentures, bonds, etc., raised by			
(1) State Corporations and Statutory bodies	8,896.49	8,831.93	
(2) Municipal Corporations, Municipalities, Nagar Panchayats, etc.	712.98	712.98	
(3) Co-operative Banks and Societies	1,266.13	772.48	
(4) Joint Stock Companies	2,328.26	2,325.31	
(5) Miscellaneous	34.56	34.07	
<b>Total</b>	<b>13,254.72</b>	<b>12,693.07</b>	

\*Details of amounts of principal and interest are not separately available.

**STATEMENT NO.6-(contd.)**

The particulars of the guarantees are given below:-

Sr. No.	Party on whose behalf guarantee has been given and brief nature of guarantee	Maximum amount guaranteed	Sums guaranteed outstanding on 31st March 2001	
		(Principal only)	Principal	Interest*
1	2	3	4	5

(In crores of rupees)

**I. State Corporations and Statutory bodies-****(i) Gujarat State Financial Corporation, Ahmedabad-**

- (a) Guarantee for repayment of share capital and payment of guaranteed annual dividend
- (b) Guarantee for repayment of principal of and payment of interest on bonds issued

16.30 16.30

547.32 516.90

**(ii) Gujarat Electricity Board-**

- (a) Guarantee for repayment of principal of and payment of interest on loans raised in the open market
- (b) Counter-guarantee in favour of the State Bank of India to enable it to issue guarantee on behalf of Electricity Board to M/s. Fiat Italy for import of gas turbines
- (c) Guarantee for repayment of principal and payment of interest on loans obtained from the Bank of India, Bank of Baroda, Canara Bank, State Bank of India and the Agricultural Finance Corporation Limited, etc.
- (d) Idemnifying the Railway in respect of non-payment of freight and other Railway dues by Gujarat Electricity Board against firm's credit notes facility.

535.24 535.24

9.60 9.60

5848.99 5848.99

3.65 3.65

\* Details of amounts of principal and interest are not separately available.

## STATEMENT NO.6-(contd.)

Sr. No.	Party on whose behalf guarantee has been given and brief nature of guarantee	Maximum amount guaranteed	Sums guaranteed outstanding on 31st March 2001	
		(Principal only)	Principal	Interest*
1	2	3	4	5
(In crores of rupees)				
<b>I. State Corporation and Statutory bodies-(contd.)</b>				
(iii)	<i>Gujarat Housing Board-</i>			
	(a) Guarantee for repayment of principal of and payment of interest on loans advanced by the Life Insurance Corporation of India/United Commercial Bank	4.39	2.13	
	(b) Guarantee for repayment of principal of and payment of interest on bonds issued/loans raised in the open market	24.23	17.08	
	(c) Guarantee for repayment of principal of and payment of interest on loans raised from the Housing and Urban Development Corporation	187.13	162.40	
(iv)	<i>Gujarat Industrial Development Corporation-</i>			
	(a) Guarantee for repayment of principal of and payment of interest on loans raised in the open market	18.56	18.56	
	(b) Guarantee for repayment of principal of and payment of interest on loans obtained from the Bank of Baroda, Dena Bank, United Commercial Bank, Syndicate Bank, Union Bank of India and the Housing and Urban Development Corporation	3.00	3.00	
(v)	<i>Gujarat State Road Transport Corporation-</i>			
	Guarantee for repayment of principal of and payment of interest on loans raised in the open market	430.87	430.87	

\*Details of amounts of principal and interest are not separately available.

## STATEMENT NO.6-(contd.)

Sr. No.	Party on whose behalf guarantee has been given and brief nature of guarantee	Maximum amount guaranteed	Sums guaranteed outstanding on 31st March 2001	
		(Principal only)	Principal	Interest*
1	2	3	4	5
(In crores of rupees)				
<b>I.</b>	<b>State Corporations and Statutory bodies-(contd.)</b>			
(vi)	<i>Gujarat State Khadi Gramudyog Board-</i> Guarantee for repayment of principal of and payment of interest on loans obtained from the Khadi and Village Industries Commission	45.69	45.69	
(vii)	<i>Gujarat Slum Clearance Board-</i> Guarantee for repayment of principal of and payment of interest on loans raised from the Housing and Urban Development Corporation	38.37	38.37	
(viii)	<i>Gujarat Tribal Development Corporation-</i> Guarantee for repayment of principal and payment of interest on loans raised from the State Bank of India Central Bank of India, Dena Bank, Bank of India, Bank of Baroda and Syndicate Bank	23.45	23.45	
(ix)	<i>Gujarat Rural Housing Board-</i> Guarantee for repayment of principal of and payment of interest on loans obtained from the Housing and Urban Development Corporation.	76.27	76.27	
(x)	<i>Gujarat Water Supply and Sewerage Board-</i> Guarantee for repayment of principal of and payment of interest on loans from the Life Insurance Corporation of India.	172.80	172.80	

\*Details of amounts of principal and interest are not separately available.

## STATEMENT NO.6-(contd.)

Sr. No.	Party on whose behalf guarantee has been given and brief nature of guarantee	Maximum amount guaranteed	Sums guaranteed outstanding on 31st March 2001	
		(Principal only)	Principal	Interest*
1	2	3	4	5
(In crores of rupees)				
<b>I.</b>	<b>State Corporation and statutory bodies-(contd.)</b>			
(xi)	<i>Gujrat Landless Labourers and Halpati Housing Board-</i> Guarantee in respect of loans obtained from Housing and Urban Development Corporation and interest thereon.	58.57	58.57	
(xii)	<i>Gujarat State Police Housing Corporation-</i> Guarantee for repayment of principal of and payment of interest on loans raised from Housing Development and Finance Corporation, Life Insurance Corporation, State Bank of India, Gujarat Rural Housing Finance Corporation and Housing and Urban Development Corporation.	39.05	39.05	
(xiii)	<i>Gujarat Municipal Finance Board-</i> Guarantee for repayment of loans and payment of interest thereon obtained from the HUDCO	1.50	1.50	
(xiv)	<i>Ahmedabad Urban Development Authority-</i> Guarantee for repayment of principal of and payment of interest on loans obtained from HUDCO	36.65	36.65	
(xv)	<i>Gujarat Power Corporation Limited.</i>	2.63	2.63	
(xvi)	<i>Gujarat State Electricity Corporation Limited</i>	777.20	777.20	
(xvii)	<i>Gujarat Women Development Corporation</i>	1.00	1.00	
(xviii)	<i>Vadodara Urban Development Authority</i>	5.55	5.55	
(xix)	<i>Surat Urban Development Authority</i>	4.78	4.78	
	Total-I	8,912.79	8,848.23	

\* Details of amounts of principal and interest are not separately available.

## STATEMENT NO.6-(contd.)

Sr. No.	Party on whose behalf guarantee has been given and brief nature of guarantee	Maximum amount guaranteed	Sums guaranteed outstanding on 31st March 2001	
		(Principal only)	Principal	Interest*
1	2	3	4	5
(In crores of rupees)				
<b>II. Municipal Corporations, Municipalities, Nagar Panchayats, etc.</b>				
(a)	Guarantee for repayment of Principal of and payment of interest on loans from Public and Financing Agencies	437.43	437.43	
(b)	Counter-guarantee to the Bank of Baroda to enable the Bank to issue guarantee to the Housing and Urban Development Corporation for the loans sanctioned by the Corporation to the Baroda Municipal Corporation.	275.55	275.55	
Total-II		712.98	712.98	
<b>III. Co-operative Banks and Societies-</b>				
(i)	<i>Labour Co-operative Societies (26) @-</i> Guarantee (upto 20 percent of the cash credit in each case) advanced by financial agencies like Co-operative Banks and loans from Life Insurance Corporation of India.	4.30	4.30	
(ii)	<i>Co-operative Banks (91) @-</i> Guarantee for repayment of principal of loans and payment of interest on obtained from financial agencies, public, etc.	800.88	307.23	
(iii)	<i>Khand Udyog Sahakari Mandlies (33) @-</i> Guarantee for repayment of principal of and payment of interest on loans obtained from the Life Insurance Corporation of India/ Central Co-operative Bank /Industrial Finance Corporation of India.	220.90	220.90	

\* Details of amounts of principal and interest are not separately available.

@ Figures in brackets indicate the number of institutions.

## STATEMENT NO.6-(contd.)

Sr. No.	Party on whose behalf guarantee has been given and brief nature of guarantee	Maximum amount guaranteed	Sums guaranteed outstanding on 31st March 2001	
		(Principal only) 3	Principal 4	Interest* 5
		(In crores of rupees)		
<b>III. Co-operative Bank and Societies-(concltd.)</b>				
(iv)	<i>Sabarkantha Jilla Ginners Oil Mills and Kharid Vechan Sangh-</i> Guarantee for repayment of principal of and payment of interest on loans obtained from the District Co-operative Bank	0.10	0.10	
(v)	<i>Gujarat Co-operative Marketing Federation-</i> Guarantee for repayment of principal of and payment of interest on loans raised from the nationalised banks.	-	-	
(vi)	<i>Gujarat Co-operative Cotton Marketing Federation -</i> Guarantee for repayment of principal of and payment of interest on loans raised from the nationalised banks.	56.37	56.37	
(vii)	<i>Gujarat Co-operative Oil Seeds Growers Federation-</i> Guarantee for repayment of principal of and payment of interest on loans raised from the nationalised banks.	14.57	14.57	
(viii)	<i>Tobacco Growers Federation-</i> Guarantee for repayment of principal of and payment of interest on loans raised from the nationalised banks.	4.00	4.00	
(ix)	<i>Other Miscellaneous Co-operative Societies (73) @-</i> Guarantee for repayment of principal of and payment of interest on loans and cash credit advanced by financing agencies.	165.01	165.01	
Total-III		1,266.13	772.48	

\* Details of amounts of principal and interest are not separately available.

@ Figures in brackets indicate the number of institutions.

## STATEMENT NO.6-(contd.)

Sr. No.	Party on whose behalf guarantee has been given and brief nature of guarantee	Maximum amount guaranteed	Sums guaranteed outstanding on 31st March 2001	
		(Principal only)	Principal	Interest*
1	2	3	4	5
(In crores of rupees)				
<b>IV.</b>	<b>Joint Stock Companies-</b>			
(i)	<i>Gujarat State Textile Corporation Limited, Ahmedabad-</i> Additional guarantee for the operation of cash credit facility from the State Bank of India in respect of the textile mills taken over by the Corporation and loans from Industrial Development Bank of India.	23.49	23.49	
(ii)	<i>Gujarat Industrial Investment Corporation Limited, Ahmedabad-</i> Guarantee for repayment of principal of and payment of interest on bonds issued in the open market.	266.94	266.94	
(iii)	<i>Textile Mills-</i> Guarantee for repayment of loans, advances, cash credits with advanced by the State Bank of India, State Bank of Saurashtra, Punjab National Bank, Central Bank of India and Gujarat State Financial Corporation.	64.59	64.59	
(iv)	<i>Gujarat Small Industries Corporation Limited, Ahmedabad-</i> Guarantee for repayment of share capital and payment of dividend at 4 per cent.	2.00	2.00	
(v)	<i>Scheduled Banks-</i> (a) Guarantee for repayment of principal of interest free loan on 80:20 basis between Government and the Banks respectively for Rs.1.92 lakhs to be advanced by the Banks to agriculturists, self-employed artisans etc. affected by floods.	1.72	0.92	
	(b) <i>Guarantee for repayment of loans advanced</i> by the nationalised banks on 50 per cent loss to be born by the Banks in case of non-recovery of loans given to the industries which have suffered loss/ damage by the cyclone in October 1975.	1.22	1.22	
(vi)	<i>Gujarat Agro Marine Products-</i> Guarantee for repayment of principal of and payment of interest on loans obtained from the Commercial Bank.	0.06	0.06	

\* Details of amounts of principal and interest are not separately available.



## STATEMENT NO.6-(contd.)

Sr. No.	Party on whose behalf guarantee has been given and brief nature of guarantee	Maximum amount guaranteed	Sums guaranteed outstanding on 31st March 2001	
			(Principal only)	Principal
1	2	3	4	5
(In crores of rupees)				
<b>IV. Joint Stock Companies-(contd.)</b>				
(vii)	<i>Gujarat Water Resources Development Corporation Limited, Gandhinagar-</i> Guarantee for repayment of principal of and payment of interest on loans obtained from the Bank of Baroda, Dena Bank, State Bank of India, Central Bank of India, Union Bank of India, Bank of India and Gujarat State Co-operative Land Development Bank Limited.			
(viii)	<i>Gujarat State Construction Corporation Limited-</i> Guarantee for repayment of principal of and payment of interest on loans obtained from the Indian Overseas Bank and Jeevan Commercial Co-operative Bank Limited, Rajkot for cash credit / overdraft facilities.	4.02	4.02	
(ix)	<i>Narmada Cement Company Limited-</i> Guarantee for bridge finance from Industrial Development Bank of India.	1.00	1.00	
(x)	<i>Gujarat State Land Development Corporation Limited-</i> Guarantee for repayment of principal of loans obtained from the State Bank of India.	4.62	2.47	
(xi)	<i>Gujarat Dairy Development Corporation-</i> Guarantee for repayment of principal of and payment of interest on loans raised from the Bank of Baroda.	4.69	4.69	
(xii)	<i>Gujarat Scheduled Castes Economic Development Corporation Limited-</i> Guarantee for repayment of principal of and payment of interest on loans obtained from the nationalised banks.	42.59	42.59	
(xiii)	<i>M/s. Alcock Ashdown Company Limited-</i> Guarantee for repayment of principal of and payment of interest on loans obtained from the Bank of Baroda, Bhavnagar.	1.51	1.51	

\* Details of amounts of principal and interest are not separately available.

## STATEMENT NO.6-(contd.)

Sr. No.	Party on whose behalf guarantee has been given and brief nature of guarantee	Maximum amount guaranteed	Sums guaranteed outstanding on 31st March 2001	
		(Principal only)	Principal	Interest*
1	2	3	4	5
(In crores of rupees)				
<b>IV. Joint Stock Companies-(contd.)</b>				
(xiv)	<i>Gujarat Communications and Electronics Limited-</i> Guarantee for repayment of principal of and payment of interest on loans obtained from Housing Development Finance Corporation, Bombay.	40.00	40.00	
(xv)	<i>Gujarat State Civil Supplies Corporation Limited-</i> Guarantee for cash credit facilities to be obtained by said Corporation from various banks to implement the action programme drawn by Food and Civil Supplies Department to meet the various demands for essential commodities.	32.20	32.20	
(xvi)	<i>Gujarat State Handloom Development Corporation Limited-</i> Guarantee for repayment of principal of and payment of interest on loans raised from Dena Bank.	1.75	1.75	
(xvii)	<i>Gujarat Agricultural Marketing Board-</i> Guarantee for repayment of principal of and payment of interest on loans raised from nationalised banks.	10.41	10.41	
(xviii)	<i>Gujarat State Forest Development Corporation-</i> Guarantee for repayment of principal of and payment of interest on loans raised from nationalised banks.	9.43	9.43	
(xix)	<i>Shri Ram Cement Limited-</i> Guarantee for repayment of loans received from Industrial Credit and Investment Corporation of India.	5.45	5.45	
(xx)	<i>Sardar Sarovar Narmada Nigam Limited-</i> Guarantee for repayment of deposits to be obtained from the public and payment of interest on deposits so obtained.	1,592.35	1,592.35	
(xxi)	<i>Gujarat Maritime Board-</i> Guarantee for repayment of loans obtained from "Ferrous Scrap Committee" of the Government of India in the Ministry of Steel.	-	-	
(xxii)	Gujarat Minority Development Finance Corporation.	18.22	18.22	
(xxiii)	Gujarat State Drinking Water Infrastructure Co.Limited	200.00	200.00	
Total-IV		2,328.26	2,325.31	

\* Details of amounts of principal and interest are not separately available.

## STATEMENT NO.6-(contd.)

Sr. No.	Party on whose behalf guarantee has been given and brief nature of guarantee	Maximum amount guaranteed	Sums guaranteed outstanding on 31st March 2001	
		(Principal only)	Principal	Interest*
1	2	3	4	5

(In crores of rupees)

## V. Miscellaneous-

- (i) *Industrial units affected by earthquake at Broach-*  
Guarantee for repayment of loans advanced by the Gujarat State Financial Corporation upto Rs.50,000 to each unit. 0.03 0.03
- (ii) *Units affected by floods-*  
Guarantee for repayment of principal of loans advanced by the Gujarat State Financial Corporation and other agencies for relief to small industries, shops, training establishment etc., damaged in the floods of 1968 and September 1970. 3.00 3.00
- (iii) *Gujarat Backward Class Board-*  
Guarantee for repayment of principal of and payment of interest on loans obtained from the Bank of India. 31.13 30.64
- (iv) *Various borrowers-*  
Guarantee for repayment of principal of loans advanced by various banks for construction of new mechanised sailing vessels. 0.40 0.40

Total-V 34.56 34.07

Grand Total 13,254.72 12,693.07

(\*) Details of amounts of principal and interest are not separately available.

**STATEMENT NO.6-(concl.)**

Particulars of payment made by Government in discharge of guarantee liabilities on behalf of principal debtors and outstanding recovery thereof as on 31st March 2001 are given below :-

Name of the Principal debtor	Amount paid by Government	
	(Principal only)	Interest*
(In lakhs of rupees)		
(1) Slum Clearance Board, Ahmedabad	1,286.00	
(2) Shri Sidhshwar Khand Udyog Sahakari Mandali, Talaja	224.65	
(3) Shri Ahmedabad Jupiter Mills	98.08	
(4) Shri Himabhai Manufacturing Co. Limited Ahmedabad	42.32	
(5) New Jahangir Vakil Mills, Ahmedabad	23.46	
(6) Kanti Cotton Mills, Surendranagar	3.20	
(7) Shri Jayshukhlal S. Vadhera, Amreli	0.43	
(8) Shri Chhotalal Buddhadev, Jamnagar	0.41	
(9) Shri B.V.Dave, Amreli	0.28	
(10) Shri Chandrakant Navalshankar, Jamnagar	0.25	
(11) Shri Harshadrai Pranlal Thakkar, Amreli	0.18	
(12) Shri J.F.Hathiyari, Amreli	0.18	
(13) Shri Dhirajlal Mathurdas Naik, Surendranagar	0.16	
(14) Shri Shivalal Nathabhai Rajguru, Amreli	0.08	
(15) Shri Jagadishchandra Bahurupi, Surendranagar	0.09	
(16) Shri Ramniklal Himatlal, Surendranagar	0.06	
(17) Shri Jayshankar Shankarlal Mehta, Surendranagar	0.03	
Total	1,679.86	

\* Interest amounts are not separately available.

**STATEMENT NO.7-CASH BALANCES AND INVESTMENT OF CASH BALANCES**

	As on 1st April 2000	As on 31st March 2001
(In lakhs of rupees)		
<b>(a) General Cash Balances-</b>		
1. Cash in Treasuries	1.83	3.56
2. Deposits with Reserve Bank	8,120.80	47,778.57 (a)
3. Remittances in Transit	(2,774.56)	(1,761.09)
Total	5,348.07	46,021.04
4. Investments held in the "Cash Balance Investment Account"	37,687.70	37,740.48
Total-(a)	43,035.77	83,761.52
<b>(b) Other Cash Balances and Investments-</b>		
1. Cash with the departmental officers	85.96	(37.73)
2. Permanent Advances for contingent expenditure with the departmental officers	11,875.59	11,875.70
3. Investment of earmarked funds and deposits	1,026.47	1,026.47
Total-(b)	12,988.02	12,864.44
<b>Total-(a) and (b)</b>	56,023.79	96,625.96

(a) There was net difference of Rs.191.30 lakhs (Debit) between the figures reflected in the accounts Rs.47,778.57 lakhs(Debit) and that intimated by the Reserve Bank of India Rs.47,969.87 lakhs (Credit) regarding "Deposits with Reserve Bank" included in the cash balance. After closing of June 2001 accounts the net difference to be reconciled is Rs.17,548 lakhs (Debit) as detailed below:-

	Credit	Debit	Net
(i) Differences as on 31st March 2001	1,297,677,171.88	1,316,807,602.27	19,130,430.39 Debit
(ii) Clearance in the accounts for June 2001	135,941.00	1,717,762.00	1,581,821.00 Debit
(iii) Differences after closing of June 2001 accounts	1,297,541,230.88	1,315,089,840.27	17,548,609.39 Debit

Please see footnote (AA) below Statement No.16.

(b) Excludes debit of Rs.22.75 lakh being share of Gujarat State in redemption proceeds of Securities,return of Capital of Liquidated concerns,etc.Yet to be linked for want of information awaited from Maharashtra Circle of Account.

**STATEMENT NO.7-(concl.)**  
**Explanatory Notes**

The general cash balance represents the combined balance of the Consolidated Fund, the Contingency Fund and the Public Account. Under an agreement with the Reserve Bank of India, the Government of Gujarat had to maintain with the Bank a minimum cash balance of Rs.280 lakhs on all days during the year 2000-2001. The Bank informs Government of its daily balance with the Bank at the close of each working day. If the balance falls below the agreed minimum, the deficiency is made good either by discounting Government of India Treasury Bills held on behalf of the State Government or by obtaining ordinary (Normal) Ways and Means Advances upto a maximum of Rs.243.00(crores)during Upto 31-1-2001 after then the limit enhanced to Rs.393.00 crores from 1-2-2001 but due to heavy earthquake on 26th Jan.2001 R.B.I.had completely relaxed the limit for ways and means advances and the terms of O.D. regulations for the State of Gujarat for a long period. The Bank had also agreed to give Special Ways and Means Advances not exceeding Rs.14.74 crores during the year against the securities of the Government of India held by the State Government.

The extent to which the Government maintained the minimum balance with the Reserve Bank of India during the year is shown below:-

1	Number of days on which the minimum balance was maintained without obtaining any advance	145 days (inclusive of Sundays and Holidays)
2(a)	Number of days on which the minimum balance was maintained by taking ordinary and special Ways and Means Advances	173 days (inclusive of Sundays and Holidays)
(b)	Number of days on which there was shortfall from the minimum balance even after availing the facility of Normal/Special Ways and Means Advances from Reserve Bank of India but without taking overdraft	2 days
3	Number of days on which there was overdraft in the balance even after availing the facility of Normal/Special Ways and Means Advances from Reserve Bank of India	45 days (inclusive of Sundays and Holidays)

On 1st April 2000 there was Rs.227.05 crores Ways and Means Advances outstanding to be repaid to the Reserve Bank of India. The Government had obtained total amount of Rs.1,371.57 crores by way of Normal Ways and Means Advances during 2000-2001 and repaid the amount of Rs.709.73 crores towards Ways and Means Advances during the year. Leaving an amount of Rs.888.89 crores as outstanding as on 31st March 2001. Interest amounting to Rs.60.34 lakhs on advances availed of during 2000-2001 was paid by Reserve Bank of India in April 2001

2 The balance under "Deposits with Reserve Bank" shown in Government accounts as on 31st March 2001 is the balance arrived at after taking into account Inter-Government monetary settlements pertaining to 2000-2001 advised to the Bank upto 25th April for adjustment in the account for the year 2000-2001.

3 The balance under "Remittances in Transit" represents remittances between treasuries and currency chests remaining unadjusted on 31st March 2001.

4 Overdrafts: During the year overdrafts of Rs.3,259.90 crores was obtained for 45 days.

5 **Interest:** Interest paid on Ways and Means Advances, Overdraft and short fall during 2000-2001 is as under.

i) Interest on during Ways and Means Advances	Rs.71,715,242
ii) Interest on Special Ways and Means Advances	Rs. 1,468,374
iii) Interest on Overdraft	Rs 8,150,596
iv) Interest on shortfall	Rs 239,798
	<b>Total Rs.81,574,010</b>

6 The following are the details of investments from out of general cash balances:-

1. Government of India Securities
2. Debentures of Local Bodies

Total

As on 31st March 2001 (In lakhs of rupees)	
	37,763.23
	0.03
	<b>37,763.26</b>

Interest realised on the above investments during the year 2000-2001 was Rs.6,490.13 lakhs.

**STATEMENT NO.8-SUMMARY OF BALANCES UNDER CONSOLIDATED FUND,  
CONTINGENCY FUND AND PUBLIC ACCOUNT**

The following is a summary of balances as on 31st March 2001:-

Debit Balance	Sector of the General Account	Name of Account	Credit Balance
1	2	3	4
Rs.			Rs.
353,508,086,208	<b>A to D,G,H and Part of L</b>	<b>Consolidated Fund- Government Account</b>	
	<b>E</b>	<b>Public Debt</b>	275,396,508,348
47,449,881,046	<b>F</b>	<b>Loans and Advances</b>	
		Contingency Fund- Contingency Fund	907,628,122
		<b>Public Account-</b>	
	<b>I</b>	Small Savings, Provident Funds, etc.	28,737,093,575
	<b>J</b>	<b>Reserve Funds-</b>	
		(a) Reserve Funds bearing interest-Gross balance	134,467
		(b) Reserve Funds not bearing interest-Gross balance	5,165,144,558
99,236,806		Investments	
	<b>K</b>	<b>Deposits and Advances-</b>	
		(a) Deposits bearing interest-Gross balance	33,325,330,368
		(b) Deposits not bearing interest-Gross balance	57,553,330,503
3,409,745		Investments	
5,154,945		(c) Advances	
	<b>L</b>	<b>Suspense and Miscellaneous-</b>	
3,774,047,976		Investments	
		Other items	7,067,144,201
	<b>M</b>	Remittances	1,289,606,779
4,602,104,195	<b>N</b>	Cash Balances (Closing)	
<u>409,441,920,921</u>		<b>Total</b>	<u>409,441,920,921</u>

(a) There was a difference of Rs.19,130,430 (debit) between the figures reflected in the accounts Rs.4,777,857,237 (debit) and that intimated by the Reserve Bank of India Rs.4,796,987,667 (credit) regarding "Deposits with Reserve Bank" included in Cash Balance. As a result of reconciliation and adjustment upto June 2001, the difference stood at Rs.(17,548,609.39) which is under reconciliation.

**STATEMENT NO.8-(contd.)****Explanatory Notes**

The Significance of the head "Government Account" is explained in Note No.4. The other headings in this summary take into account the balances under all account heads in Government books where Government has a liability to repay the money received or has a claim to recover amounts paid and also the heads of accounts opened in the books for adjustment of remittance transactions. It must be understood that these balances cannot be regarded as a complete record of the financial position of the Government of Gujarat as these do not take into account all the physical assets of the State, such as lands, buildings, communications, etc., nor any accrued dues or outstanding liabilities which are not brought into account under the cash basis of accounting followed by Government.

\*2. A summary of receipt, disbursements and balance under heads of account relating to Debt, Contingency Fund and Public Account is given in Statement No.16. are unreconciled differences in closing balances as reported in that Statement and those shown in the separate registers or other records maintained in the accounts Office/Departmental Offices. Steps are being taken to settle discrepancies as soon as possible. In many cases, full details and documents required for the purpose are awaited from the departmental/treasury officers. Some illustrative cases are given below:-

Head of Account	Earliest year to which the difference relates	Total amount of difference from the earliest year to 31st March 2001
1	2	3
(In lakh of rupees)		
1. 7610-Loans to Government Servants, etc.- Festival Advances	'1971-72	15.52
Food grain Advances	1974-75	17.16
2. 8005-State Provident Funds- 01-Civil- 101-General Provident Funds-Class-IV	1961-62	156.89
60- Other Provident Funds- 103-Other Miscellaneous Provident Funds- Provident Funds of the staff including Primary Teachers of District School Board	1959-60	1.98
3. 8550-Civil Advances- 101-Forest Advances	Prior to May 1960	1.23

\*The balances are communicated to the Departmental Officers every year for acceptance thereof. In large number of cases such acceptances have not been received. Instance where verification and acceptances of balances showing large amounts are awaited are given in Appendix-I.



**STATEMENT NO.8-(conclld.)****Explanatory Notes-(conclld.)**

3. *Adjustment under Bombay Reorganisation Act, 1960* :- Consequent upon bifurcation of the composite Bombay State from the 1st May 1960, certain balances under the capital heads and Debt, Deposit and Remittance heads are to be transferred by the Government of Maharashtra to the Government of Gujarat. This transfer has not so far been made in certain cases owing to:-

- (a) Want of area-wise details and certain analytical data from the departmental officers/Government;
- (b) non-finalisation of allocation pending receipt of orders of the Government of India and /or State government or pending agreement between the two Governments and
- (c) reconciliation of balance by the Departmental Officers being incomplete in certain cases.

The balances allocable in these cases pending their allocation are included in the accounts of Maharashtra State.

The cases where such allocation is incomplete are given in Statement No.2 and Appendix II.

4. *Government Accounts* :- Under the system of book-keeping followed in Government Accounts, the amounts booked under revenue and capital heads and other transactions of Government, the balances of which are not carried forward from year to year in the accounts are closed to single head called "Government Accounts". The balances under this head represent the cumulative result of all such transactions so that after adding thereto the balances under Public Debt, Loans and Advances, Small Savings, Provident Funds, etc., Reserve Funds, Deposits and Advances, Suspense and Miscellaneous (other than Miscellaneous Government Accounts), Remittances and Contingency Fund, the closing balance at the end of the year may be worked out and proved. The Government Accounts for 2000-2001 given below will show how the net amount at the end of the year has been arrived at :-

Debit	Details	Credit
Rs.		Rs.
260,760,803,374	A-Amount at the debit of Government on 1st April 1999	
	B-Revenue Receipts	157,385,877,429
220,408,212,748	C-Expenditure on Revenue Account	
29,724,950,539	D-Capital Expenditure(Net)	
	E-Miscellaneous	3,024
	F-Amount at the debit of Government Accounts on 31st March 2000	
		353,508,086,208
510,893,966,661		510,893,966,661

Following are the details of Rs.3,024 shown against "E-Miscellaneous":-

	Debit Rs.	Credit Rs.
(i) Recoveries from/payments to Maharashtra State arising out of the Bombay Reorganisation Act, 1960 adjusted under head "Inter-State Settlement"		3,024
(ii) Amount appropriated from Revenue to Contingency Fund		..
(iii) Miscellaneous write off being mainly the net result of irreconcilable difference under the balance heads under special sanction		..
<b>Total</b>	-	3,024
<b>Net Credit Balance</b>	-	3,024

**(A) REVENUE AND  
STATEMENT NO.9-STATEMENT OF REVENUE AND EXPENDITURE UNDER DIFFERENT  
TOTAL REVENUE/**

Revenue Heads	Amount in lakhs of rupees	percentage	
		To total revenue	To total expenditure
I	2	3	4
<b>REVENUE</b>			
<b>(a) Tax Revenue</b>			
<b>(i) Taxes on Income and Expenditure-</b>			
Taxes on income other than Corporation Tax	64,490	4.10	2.93
Other Taxes on Income and Expenditure	10,480	0.67	0.47
<b>(ii) Taxes on Property and Capital Transactions-</b>			
Land Revenue	8,153	0.52	0.37
Stamps and Registration fees	53,742	3.41	2.44
Estate Duty			
Taxes on immovable property other than Agri- cultural Land	144	0.01	0.01
<b>(iii) Taxes on Commodities and Services-</b>			
State Excise	4,037	0.26	0.18
Sales Tax	594,274	37.76	26.96
Taxes on Vehicle	62,728	3.99	2.85
Taxes on Goods and Passengers	2,603	0.16	0.12
Taxes and Duties on Electricity	152,100	9.66	6.90
Service Tax	-	0.00	0.00
Other Taxes and Duties on Commodities and Services	16,422	1.04	0.74
<b>Total-(a)-Tax Revenue</b>	<b>969,173</b>	<b>61.58</b>	<b>43.97</b>

**EXPENDITURE  
HEADS FOR THE YEAR 2000-2001 EXPRESSED AS A PERCENTAGE OF  
TOTAL EXPENDITURE**

Expenditure Heads 1	Amount in lakhs of rupees 2	percentage	
		To total revenue 3	To total expenditure 4
<b>EXPENDITURE</b>			
<b>Fiscal Services-</b>			
(i) Collection of Taxes on Income and Expenditure	351	0.02	0.02
(ii) Collection of Taxes on Property and Capital Transactions -			
Land Revenue	3,150	0.20	0.14
Stamps and Registration	1,918	0.12	0.09
(iii) Collection of Taxes on Commodities and Services- State Excise	427	0.03	0.02
Tax as on Sales Trade etc.	6,974	0.44	0.32
Taxes on Vehicles	4,119	0.26	0.19
Other Taxes and Duties on Commodities and Services	703	0.05	0.03
(iv) Other Fiscal Services	340	0.02	0.01
<b>Total-Fiscal Services</b>	<b>17,982</b>	<b>1.14</b>	<b>0.82</b>

## STATEMENT NO.9-(concl.)

Revenue Heads 1	Amount in lakhs of rupees 2	percentage	
		To total revenue 3	To total expenditure 4
<b>REVENUE (concl.)</b>			
<b>(b) Non-Tax Revenue-</b>			
(i) Fiscal Services	2	0.00	0.00
(ii) Interest Receipts, Dividends and Profits	195,589	12.43	8.87
(iii) Administrative Services	10,339	0.66	0.47
(iv) Pension and miscellaneous General Services	12,004	0.76	0.55
(v) Social Services	24,235	1.54	1.10
<b>(vi) Economic Services-</b>			
(a) Agriculture and Allied Activities	4,980	0.32	0.23
(b) Rural Development	972	0.06	0.05
(c) Special Areas Programmes	637	0.04	0.03
(d) Irrigation and Flood Control	13,890	0.88	0.63
(e) Energy	6,447	0.41	0.29
(f) Industry and Minerals	62,182	3.95	2.82
(g) Transport	2,579	0.16	0.12
(h) Communications	-	0.00	0.00
(i) Science, Technology and Environment	88	0.01	0.00
(j) General Economic Services	970	0.06	0.04
<b>Total-(vi)-Economic Services</b>	<b>92,745</b>	<b>5.89</b>	<b>4.21</b>
<b>Total-(b)-Non-Tax Revenue</b>	<b>334,914</b>	<b>21.28</b>	<b>15.20</b>
<b>(c) Grants-in Aid and contributions</b>	<b>269,772</b>	<b>17.14</b>	<b>12.24</b>
<b>Grand Total-Revenue Account</b>	<b>1,573,859</b>	<b>100.00</b>	<b>71.41</b>

Expenditure Heads 1	Amount in lakhs of rupees 2	percentage	
		To total revenue 3	To total expenditure 4
<b>EXPENDITURE (concl.)</b>			
Interest Payments and Servicing Of Debt	313,139	19.90	14.21
Organs Of State	11,773	0.74	0.53
Administrative Services	109,946	6.99	4.99
Pensions and miscellaneous General Services	161,676	10.27	7.33
Social Services	771,648	49.03	35.01
<b>Economic Services-</b>			
(a) Agriculture and Allied Activities	70,863	4.50	3.22
(b) Rural Development	76,073	4.83	3.45
(c) Special Areas Programmes	2,802	0.18	0.13
(d) Irrigation and Flood Control	194,884	12.38	8.84
(e) Energy	354,765	22.54	16.10
(f) Industry and Minerals	28,558	1.81	1.30
(g) Transport	60,704	3.86	2.75
(h) Communications	1	0.00	0.00
(i) Science, Technology and Environment	422	0.03	0.02
(j) General Economic Services	23,882	1.52	1.08
Total-Economic Services	812,954	51.65	36.88
<b>Grants-in- Aid and contributions</b>	4,964	0.32	0.23
<b>Grand Total-Expenditure (Revenue Account)</b>	2,204,082	140.04	100.00

**STATEMENT NO.10- STATEMENT SHOWING THE DISTRIBUTION BETWEEN  
CHARGED AND VOTED EXPENDITURE**

Particulars  1	Actuals for 2000-2001		
	Charged	Voted	Total
	2	3	4
	Rs.	Rs.	Rs.
Expenditure heads (Revenue Account)	32,122,047,894	188,286,164,854	220,408,212,748
Expenditure heads (Capital Account)	50,984,181	29,897,453,029	29,948,437,210
Disbursements under Public Debt, Loans and Advances, Inter-State Settlement and Transfer to Contingency Fund (A)	51,941,073,977	9,144,688,701	61,085,762,678
<b>Total</b>	<b>84,114,106,052</b>	<b>227,328,306,584</b>	<b>311,442,412,636</b>

(A) The figures have been arrived at as follows:-

(i) Public Debt- Internal debt of the State Government	41,051,732,873	..	41,051,732,873
Loans and advances From the Central Government	10,862,341,104	..	10,862,341,104
(ii) Loans and advances	27,000,000	9,144,688,701	9,171,688,701
(iii) Inter-State Settlement	..	..	-
(iv) Transfer to Contingency Fund	..	..	-
<b>Total</b>	<b>51,941,073,977</b>	<b>9,144,688,701</b>	<b>61,085,762,678</b>

## STATEMENT NO.11--DETAILED ACCOUNT OF REVENUE BY MINOR HEADS

Heads	Actuals for 2000-2001	
Rs.		
<b>RECEIPT HEADS (Revenue Account)</b>		
<b>A-TAX-REVENUE *-</b>		
<b>(a) Taxes on Income and Expenditure-</b>		
<b>0021</b>	<b>Taxes on income other than corporation tax</b>	
901	Share of Net proceeds assigned to States	6,449,000,000
	Total	6,449,000,000
<b>0028</b>	<b>Other Taxes on Income and Expenditure-</b>	
107	Taxes on Professions, Trades, Calling and Employment	1,048,023,419
	Total	1,048,023,419
	<b>Total-(a)-Taxes on Income and Expenditure</b>	<b>7,497,023,419</b>
<b>(b) Taxes on Property and Capital Transaction-</b>		
<b>0029</b>	<b>Land Revenue</b>	
101	Land Revenue/Tax	494,109,168
102	Taxes on Plantation	12,743,152
103	Rates and Cesses on Land	28,952,671
104	Receipts from Management of Ex-Zamindari Estates	24,229,817
105	Receipt from sale of Government Estates	5,267,210
106	Receipts on account of survey and Settlement operations	38,347,402
107	Sale Proceeds of Waste lands and redemption on land tax	29,383,362
800	Other receipts	182,280,134
	Total	815,312,916

\*The figures under "A- Tax Revenue" are net after taking into account refunds.

## STATEMENT NO.11-(contd.)

Actuals for 2000-2001

Heads

Rs.

**RECEIPT HEADS (Revenue Account)-(contd.)****A-TAX-REVENUE-(contd.)****(b) Taxes on Property and Capital Transactions-(concl.)****0030 Stamps and Registration fees-****01 Stamps -Judicial-**

101 Court fees realised in Stamps

59,929,549

800 Other receipts

129,448

Total-01

60,058,997

**02 Stamps -Non Judicial-**

102 Sale of Stamps

4,192,463,039

103 Duty on Impressing of documents

430,142,421

800 Other receipts

155,662,088

Total-02

4,778,267,548

**03 Registration Fees-**

104 Fees for registering documents

433,078,562

800 Other receipts

102,818,667

Total-03

535,897,229

Total

5,374,223,774

**0035 Taxes on Immovable property other than  
Agricultural land-**

800 Other receipts

14,390,202

Total

14,390,202

**Total-(b)- Taxes on Property and Capital Transactions**

6,203,926,892



## STATEMENT NO.11-(contd.)

Heads

Actuals for 2000-2001

RECEIPT HEADS (Revenue Account)-(contd.)		Rs.
<b>A-TAX-REVENUE-(contd.)</b>		
<b>(c) Taxes on Commodities and Services-</b>		
<b>0039</b>	<b>State Excise-</b>	
103	Malt liquor	1,603,603
105	Foreign liquors and spirits	86,412,004
106	Commercial and denatured spirits and medicated Wines	24,125,713
107	Medicinal and toilet preparations containing alcohol, opium, etc.	204,202,036
108	Opium, hemp and other drugs	1,458,892
150	Fines and confiscations	19,302,131
800	Other receipts	66,577,992
	<b>Total</b>	<b>403,682,371</b>
<b>0040</b>	<b>Taxes on Sales, Trade, etc.-</b>	
101	Receipts under the Central Sales Tax Act	10,516,630,129
102	Receipts under the State Sales Tax Act	37,363,185,333
103	Tax on sale of motor spirit and lubricants	11,275,021,740
104	Surcharge on Sales Tax	134,439,475
105	Tax on Sale of Crude oil	7,700
106	Tax on purchase of Sugarcane	2,077,598
107	Receipts of Turnover Tax	65,668
800	Other receipts	135,937,247
	<b>Total</b>	<b>59,427,364,890</b>
<b>0041</b>	<b>Taxes on Vehicles-</b>	
101	Receipts under the Indian Motor Vehicles Acts	1,826,756,334
102	Receipts under the State Motor Vehicles Taxation Acts	3,975,960,440
800	Other receipts	470,063,145
	<b>Total</b>	<b>6,272,779,919</b>
<b>0042</b>	<b>Taxes on Goods and Passengers-</b>	
103	Tax Collection-Passenger Tax	225,545,923
104	Tax Collection-Goods Tax	2,351,749
800	Other receipts	32,438,961
	<b>Total</b>	<b>260,336,633</b>

72  
STATEMENT NO.11-(contd.)

Actuals for 2000-2001

Heads	Rs.
<b>A-TAX-REVENUE-(concl.)</b>	
<b>(c) Taxes on Commodity and Services-(concl.)</b>	
<b>0043 Taxes and Duties on Electricity-</b>	
101 Taxes on Consumption and sale of Electricity	15,135,956,030
102 Fees under the Indian Electricity Rules	70,605,449
800 Other receipts	3,427,157
Total	15,209,988,636
<b>0044 Service Tax-</b>	
105 Courier Services	4,758
Total	4,758
<b>0045 Other Taxes and Duties on Commodities and Services-</b>	
101 Entertainment tax	529,923,007
105 Luxury tax	177,892,967
108 Receipts under Education Cess Act	743,709,243
112 Receipts from Cesses under Other Acts	-
800 Other receipts	190,660,754
Total	1,642,185,971
<b>Total-(c)- Taxes on Commodities and Services</b>	83,216,343,178
<b>TOTAL - A-TAX REVENUE</b>	96,917,293,489
<b>B-NON-TAX REVENUE</b>	
<b>(a) Fiscal Services-</b>	
<b>0047 Other Fiscal Services</b>	
800 Other receipts	185,167
Total	185,167
<b>Total-(a)- Fiscal Services</b>	185,167
<b>(b) Interest Receipts, Dividends and Profits</b>	
<b>0049 Interest Receipts</b>	
<b>04 Interest Receipts of State/Union Territory</b>	
<b>Governments-</b>	
103 Interest from Departmental Commercial Undertakings	15,544,003,208
107 Interest from Cultivators	2,204,219
110 Interest realised on investment of cash balances	45,545,514
190 Interest from Public Sector and Other Undertakings	2,789,939,806
191 Interest from local bodies	50,447,376
195 Interest from Co-operative Societies	86,203,588
800 Other receipts	779,907,462
900 Deduct-Refunds	(59,497)
Total-04	19,298,191,676
Total	19,298,191,676

73  
STATEMENT NO.11-(contd.)

Heads	Actuals for 2000-2001
Rs.	
<b>RECEIPT HEADS (Revenue Account)-(contd.)</b>	
<b>B-NON-TAX REVENUE-(contd.)</b>	
<b>(b) Interest Receipts, Dividends and Profits-(concl.)</b>	
<b>0050 Dividends and Profits-</b>	
200 Dividends from other investments	260,712,482
Total	260,712,482
<b>Total-(b)- Interest Receipts Dividends and Profits</b>	19,558,904,158
<b>(c) Other Non- Tax Revenue-</b>	
<b>(i) General Services-</b>	
<b>0051 Public Service Commission-</b>	
800 Other receipts	2,603,578
Total	2,603,578
<b>0055 Police-</b>	
101 Police supplied to other Governments	78,085,948
102 Police supplied to other parties	10,683,362
103 Fees, Fines and forfeitures	32,240,216
104 Receipts under Arms Act	3,903,069
105 Receipts of State Head-Quarters Police	19,217,025
800 Other receipts	288,100,839
900 Deduct-Refunds	(556,789)
Total	431,673,670
<b>0056 Jails</b>	
102 Sale of Jail manufactures	6,748,252
501 Services and Service Fees	25,193,610
800 Other receipts	29,525,058
900 Deduct-Refunds	(318)
Total	61,466,602

Y-1007-19

74  
STATEMENT NO.11-(contd.)

Heads

Actuals for 2000-2001

		Rs.
<b>RECEIPT HEADS (Revenue Account)-(contd.)</b>		
<b>B-NON-TAX REVENUE-(contd.)</b>		
<b>(c) Other Non-Tax Revenue-(contd.)</b>		
<b>(i) General Services-(contd.)</b>		
<b>0058</b>	<b>Stationery and Printing-</b>	
	101 Stationery receipts	4,543,977
	102 Sale of Gazzets,etc.	1,258,162
	200 Other Press receipts	4,298,002
	800 Other receipts	78,529,722
	900 Deduct-Refunds	(8,835)
	Total	88,621,028
<b>0059</b>	<b>Public Works-</b>	
	<b>01 Office Buildings-</b>	
	011 Rents	6,331,857
	102 Hire charges of Machinery and Equipment	546
	103 Recovery of percentage charges	169,449,386
	800 Other receipts	96,320,626
	900 Deduct-Refunds	(1,385)
	Total-01	272,101,030
	Total	272,101,030
<b>0070</b>	<b>Other Administrative Services-</b>	
	<b>01 Administration of Justices-</b>	
	102 Fines and Forefeitures	43,061,850
	501 Services and Service Fees	13,063,435
	800 Other receipts	15,129,192
	900 Deduct-Refunds	(923,552)
	Total-01	70,330,925
	<b>02 Elections-</b>	
	101 Sale proceeds of election forms and documents	457,633
	104 Fees,Fines and Forefeitures	654,171
	800 Other receipts	509,047
	Total-02	1,620,851

## STATEMENT NO.11-(contd.)

Heads

Actuals for 2000-2001

		Rs.
<b>RECEIPT HEADS (Revenue Account)-(contd.)</b>		
<b>B-NON-TAX REVENUE-(contd.)</b>		
<b>(c) Other Non-Tax Revenue-(contd.)</b>		
<b>(i) General Services-(contd.)</b>		
<b>0070 Other Administrative Services-(concl.)</b>		
<b>60 Other Services-</b>		
101	Receipts from the Central Government for Administration of Central Acts and regulations	574,646
103	Receipts under Explosives Act	220,960
104	Receipts under Wild life Act	144,880
105	Home Guards	539,553
106	Civil Defence	63,852
107	Passport and Visa Fees	-
108	Marriage Fees	992,701
109	Fire Protection and Control	131,387
110	Fees for Government Audit	270,857
114	Receipts from Motor Garages etc.	1,866,379
115	Receipts from Guest Houses, Government Hostels, etc.	9,028,478
800	Other receipts	91,645,731
	Total-60	105,479,424
	Total	177,431,200
<b>0071 Contributions and Recoveries towards Pensions and other Retirement Benefits-</b>		
<b>01 Civil-</b>		
101	Subscriptions and Contributions	79,796,746
800	Other receipts	132,732,505
	Total-01	212,529,251
	Total	212,529,251

Rs.

**RECEIPT HEADS (Revenue Account)-(contd.)****B-NON-TAX REVENUE-(contd.)****(c) Other Non-Tax Revenue-(contd.)****(i) General Services-(concl.)****0075 Miscellaneous General Services-**

101 Unclaimed Deposits	26,640,868
103 State lotteries	-
105 Sale of Land and Property	66,767
108 Guarantee Fees	935,860,054
791 Gain by Exchange	67,465
800 Other receipts	28,965,687
900 Deduct-Refunds	(3,746,258)

Total 987,854,583

**Total-(i)-General Services** 2,234,280,942

**(ii) Social Services-****0202 Education, Sports, Art and Culture-****01 General Education-**

101 Elementary Education	124,815,948
102 Secondary Education	60,181,326
103 University and Higher Education	54,615,003
600 General	77,165,354

Total-01 316,777,631

**02 Technical Education-**

101 Tuitions and other fees	15,312,759
-----------------------------	------------

Total-02 15,312,759

77  
STATEMENT NO.11-(contd.)

Heads

Actuals for 2000-2001

	Rs.
<b>RECEIPT HEADS (Revenue Account)-(contd.)</b>	
<b>B-NON-TAX REVENUE-(contd.)</b>	
<b>(c) Other Non-Tax Revenue-(contd.)</b>	
<b>(ii) Social Services-(contd.)</b>	
<b>0202 Education,Sports,Art and Culture-(concl.)</b>	
<b>03 Sports and Youth Services-</b>	
101 Physical Education,Sports and Youth Welfare	3,172,637
Total-03	3,172,637
<b>04 Arts and Culture-</b>	
101 Archives and Museums	2,594,558
102 Public Libraries	369,884
103 Receipt from Cinematograph Films Rules	54,934
800 Other receipts	45,015,150
900 Deduct-Refunds	(277,251)
Total-04	47,757,275
Total	383,020,302
<b>0210 Medical and Public Health-</b>	
<b>01 Urban Health Services</b>	
020 Receipts from Patients for Hospital and dispensary services	20,677,055
101 Receipts from Employees State Insurance Scheme	352,982,067
104 Medical Store Depots	15,373,659
107 Receipts from Drugs Manufacture	669,568
800 Other receipts	10,765,311
Total-01	400,467,660

## STATEMENT NO.11-(contd.)

Heads

Actuals for 2000-2001

Rs.

**RECEIPT HEADS (Revenue Account)-(contd.)****B-NON-TAX REVENUE-(contd.)****(c) Other Non-Tax Revenue-(contd.)****(ii) Social Services-(contd.)****0210 Medical and Public Health-(concl.)****02 Rural Health Services-**

101 Receipt/Contribution from patients and Others

800 Other receipts

Total-02

1,938,479

1,938,479

**03 Medical Education, Training and Research-**

101 Ayurveda

102 Homeopathy

105 Allopathy

Total-03

1,491,974

93,151

9,786,247

11,371,372

**04 Public Health-**

101 Service and Service fees

102 Sale of Sera/Vaccine

104 Fees and Fines, etc.

105 Receipts from Public Health Laboratories

501 Services and Service Fees

800 Other receipts

Total-04

1,101,271

68,507

7,413,691

712,278

-

9,685,601

18,981,348

**80 General-**

800 Other receipts

900 Deduct-Refunds

Total-80

Total

59,298,985

(630,640)

58,668,345

491,427,204



## STATEMENT NO.11-(contd.)

Heads

Actuals for 2000-2001

Rs.

**RECEIPT HEADS (Revenue Account)-(contd.)****B-NON-TAX REVENUE-(contd.)****(c) Other Non-Tax Revenue-(contd.)****(ii) Social Services-(contd.)**

<b>0211</b>	<b>Family Welfare-</b>		
	800 Other receipts		4,519,242
	900 Deduct Refunds		-
		Total	4,519,242
<b>0215</b>	<b>Water Supply and Sanitation-</b>		
	<b>01-Water Supply-</b>		
	800 Other receipts		4,363,209
		Total-01	4,363,209
		Total	4,363,209
<b>0216</b>	<b>Housing-</b>		
	<b>01 Government Residential Buildings-</b>		
	011 Rent		81,092,751
	107 Police Housing		271,071
	700 Other Housing		1,664,994
		Total-01	83,028,816
	<b>02 Urban Housing-</b>		
	800 Other Receipts		-
		Total-02	-
	<b>03 Rural Housing-</b>		
	800 Other Receipts		-
		Total-03	-
	<b>80 General-</b>		
	800 Other receipts		24,108,541
	900 Deduct-Refunds		(42,738)
		Total-80	24,065,803
		Total	107,094,619

## STATEMENT NO.11-(contd.)

Heads

Actuals for 2000-2001

Rs.

**RECEIPT HEADS (Revenue Account)-(contd.)****B-NON-TAX REVENUE-(contd.)****(c) Other Non-Tax Revenue-(contd.)****(ii) Social Services-(contd.)****0217 Urban Development-****03 Integrated Development of Small and Medium Towns-**

501 Services and Service Fees

38,719,084

800 Other receipts

34,176,638

Total-03

72,895,722

Total

72,895,722**0220 Information and Publicity-****01 Films-**

102 Receipts from Departmentally produced films

2,062,588

Total-01

2,062,588**60 Others-**

104 Receipts from other Publications

607,443

105 Receipts from community Radio and T.V. Sets

1,039,749

106 Receipts from Advertising and Visual Publicity

254,671

112 Employment News

29,402

800 Other receipts

3,967,742

Total-60

5,899,007

Total

7,961,595

Heads

Rs.

**RECEIPT HEADS (Revenue Account)-(contd.)****B-NON-TAX REVENUE-(contd.)****(c) Other Non-Tax Revenue-(contd.)****(ii) Social Services-(contd.)****0230 Labour and Employment-**

101	Receipts under Labour Laws	2,902,880
102	Fees for registration of Trade Unions	2,357,218
103	Fees for inspection of Steam Boilers	11,400,433
104	Fees realised under Factory's Act	36,455,398
105	Examination Fees under Mines Act	336,691
106	Fees under Contract Labour (Regulation and Abolition Rules)	3,925,559
800	Other receipts	56,667,496
900	Deduct-Refunds	(81,197)
	Total	<u>113,964,478</u>

**0235 Social Security and Welfare-****01 Rehabilitation-**

200	Other Rehabilitation Schemes	4,719,611
	Total-01	<u>4,719,611</u>

**60 Other Social Security and Welfare Programmes-**

105	Government Employees Insurance Schemes	983,520
106	Receipts from Correctional Homes	818,633
800	Other receipts	21,465,696
900	Deduct-Refunds	(191,843)
	Total-60	<u>23,076,006</u>
	Total	<u>27,795,617</u>

## STATEMENT NO.11-(contd.)

Heads

Actuals for 2000-2001

**RECEIPT HEADS (Revenue Account)-(contd.)**

Rs.

**B-NON-TAX REVENUE-(contd.)****(c) Other Non-Tax Revenue-(contd.)****(ii) Social Services-(concl.)****0250 Other Social Services-**

101 Nutrition	565,924,680
102 Welfare of Scheduled Castes, Scheduled Tribes and Other Backward Classes	67,068,888
500 RAT	1,510,479
800 Other receipts	576,030,611
900 Deduct-Refunds	(80,175)

Total	1,210,454,483
-------	---------------

Total-(ii)-Social Services	2,423,496,471
----------------------------	---------------

**(iii) Economic Services-  
0401 Crop Husbandry-**

103 Seeds	529,516
104 Receipts from Agricultural Farms	324,075
105 Sale of Manures and fertilizers	9,540
107 Receipts from Plant Protection Services	152,674
108 Receipts from Commercial Crops	5,186
119 Receipts from Horticulture and Vegetable Crops	160,161
120 Sales Higher and S.A.I.M.	-
800 Other receipts	64,848,318
900 Deduct-Refunds	(400)

Total	66,029,070
-------	------------

## STATEMENT NO.11-(contd.)

Actuals for 2000-2001

Heads

Rs.

**RECEIPT HEADS (Revenue Account)-(contd.)****B-NON-TAX REVENUE-(contd.)****(c) Other Non-Tax Revenue-(contd.)****(iii) Economic Services-(contd.)**

<b>0403</b>	<b>Animal Husbandry-</b>		
	101 Services and Service fees		3,724,256
	102 Receipts from Cattle and Buffalo development		325,072
	103 Receipts from Poultry development		5,746,550
	104 Receipts from Sheep and Wool development		181,980
	106 Receipts from Fodder and Feed development		106,177
	108 Receipts from other Live Stock development		3,997,894
	110 Grant from Indian Council of Agricultural Research		34,417
	800 Other receipts		15,733,563
	900 Deduct-Refund		(55,391)
	<b>Total</b>		<b>29,794,518</b>
<b>0404</b>	<b>Dairy Development-</b>		
	800 Other receipts		4,680,864
	<b>Total</b>		<b>4,680,864</b>
<b>0405</b>	<b>Fisheries-</b>		
	011 Rents		1,308,738
	102 Licence Fees, Fines,etc.		453,933
	103 Sales of Fish, Fish seeds,etc.		5,920,952
	501 Services and Service Fees		587,289
	800 Other receipts		14,427,706
	900 Deduct-Refunds		(1,653,251)
	<b>Total</b>		<b>21,045,367</b>

## STATEMENT NO.11-(contd.)

Heads	Actuals for 2000-2001
	Rs.
<b>RECEIPT HEADS (Revenue Account)-(contd.)</b>	
<b>B-NON-TAX REVENUE-(contd.)</b>	
<b>(c) Other Non-Tax Revenue-(contd.)</b>	
<b>(iii) Economic Services-(contd.)</b>	
<b>0406 Forestry and Wild Life-</b>	
<b>01 Forestry-</b>	
101 Sale of timber and other forest produce	145,067,397
800 Other receipts	44,854,100
900 Deduct-Refunds	(8,174,273)
Total-01	181,747,224
<b>02 Environment Forestry and Wild Life-</b>	
111 Zoological Park	3,057,317
Total-02	3,057,317
Total	184,804,541
<b>0408 Food Storage and Warehousing-</b>	
800 Other receipts	62,624,574
Total	62,624,574
<b>0425 Co-operation-</b>	
101 Audit Fees	88,312,069
800 Other receipts	36,517,584
900 Deduct-Refunds	(429)
Total	124,829,224
<b>0435 Other Agricultural Programmes-</b>	
102 Fees for Quality control	320,851
104 Soil and Water conservation	250
800 Other receipts	3,877,892
501 Other Services and Service Fees	14,130
Total	4,213,123
<b>0515 Other Rural Development Programmes-</b>	
800 Other receipts	97,224,941
900 Deduct-Refunds	(1,642)
Total	97,223,299

## STATEMENT NO.11-(contd.)

Heads	Actuals for 2000-2001
	Rs.
<b>RECEIPT HEADS (Revenue Account)-(contd.)</b>	
<b>B-NON-TAX REVENUE-(contd.)</b>	
<b>(c) Other Non-Tax Revenue-(contd.)</b>	
<b>(iii) Economic Services-(contd.)</b>	
<b>0575 Other Special Areas Programmes-</b>	
<b>01 Dangs District-</b>	
800 Other receipts	63,667,657
Total-01	63,667,657
Total	63,667,657
<b>0701 Major and Medium Irrigation-</b>	
<b>01 Major Irrigation-Commercial-</b>	
501 Mahi Right Bank Canal	43,804,469
502 Hathmati Reservoir Project	797,421
503 Kakarapar Canal Project	521,952,137
504 Shetrunji Irrigation Scheme	7,708,152
505 Machhu Irrigation Scheme Stage-I	10,789
506 Herna Irrigation Scheme	-
507 Banas Valley Projects (Dantiwada - Weir Scheme)	1,353,782
508 Sukhi Irrigation Scheme	2,688,240
509 Ukai Irrigation Project	106,078,691
517 Bhadar Irrigation Project	858,539
699 Other Scheme	554,581,063
Total-01	1,239,833,283
<b>80-General-</b>	
800 Other receipts-	
Sabarmati Project	3,458,631
Damanganga Project	110,016,494
Other Scheme	10,853,374
Panam Project	1,653,601
Kadana Project	3,205
900 Deduct-Refund	(1,123)
Total-80	125,984,182
Total	1,365,817,465

## STATEMENT NO.11-(contd.)

Heads		Actuals for 2000-2001
		Rs.
<b>RECEIPT HEADS (Revenue Account)-(contd.)</b>		
<b>B-NON-TAX REVENUE-(contd.)</b>		
<b>(c) Other Non-Tax Revenue-(contd.)</b>		
<b>(iii) Economic Services-(contd.)</b>		
<b>0702</b>	<b>Minor Irrigation-</b>	
	<b>01 Surface Water-</b>	
	101 Receipts from Water tanks	1,899,252
	102 Receipts from Lift Irrigation Schemes	39,119
	103 Receipts from Diversion Scheme	103,406
	800 Other receipts	2,561,649
	<b>Total-01</b>	<b>4,603,426</b>
	<b>02 Ground Water-</b>	
	101 Receipts from tube wells	3,258,467
	800 Other receipts	408,972
	<b>Total-02</b>	<b>3,667,439</b>
	<b>03 Command Area Development-</b>	
	102 Receipts from area Development Programmes	750,635
	<b>Total-03</b>	<b>750,635</b>
	<b>80 General-</b>	
	800 Other receipts	14,218,180
	900 Deduct-Refunds	(15,722)
	<b>Total-80</b>	<b>14,202,458</b>
	<b>Total</b>	<b>23,223,958</b>
<b>0801</b>	<b>Power-</b>	
	<b>80 General-</b>	
	800 Other receipts	644,553,037
	<b>Total-80</b>	<b>644,553,037</b>
	<b>Total</b>	<b>644,553,037</b>
<b>0802</b>	<b>Petroleum-</b>	
	800 Other receipts	140,161
	<b>Total</b>	<b>140,161</b>
<b>0810</b>	<b>Non Conventional Sources of Energy-</b>	
	800 Other Receipts	-
	<b>Total</b>	<b>-</b>



## STATEMENT NO.11-(contd.)

Heads

Actuals for 2000-2001

Rs.

**RECEIPT HEADS (Revenue Account)-(contd.)****B-NON-TAX REVENUE-(contd.)****(c) Other Non-Tax Revenue-(contd.)****(iii) Economic Services-(contd.)****0851 Village and Small Industries-**

800 Other receipts

4,176,792

Total

4,176,792

**0852 Industries-****08 Consumer Industries-**

600 Others

47,612,077

900 Deduct-Refunds

(8,850)

Total-08

47,603,227

Total

47,603,227

**0853 Non-ferrous Mining and Metallurgical Industries-**

102 Mineral concession fees, rents and royalties

5,723,298,689

103 Receipts under the Carbide of Calcium Rules

2,814,027

800 Other receipts

440,367,426

900 Deduct-Refunds

(27,040)

Total

6,166,453,102

## STATEMENT NO.11-(contd.)

Actuals for 2000-2001

Heads		Rs.
<b>RECEIPT HEADS (Revenue Account)-(contd.)</b>		
<b>B-NON-TAX REVENUE-(contd.)</b>		
<b>(c) Other Non-Tax Revenue-(contd.)</b>		
<b>(iii) Economic Services-(contd.)</b>		
<b>0875</b>	<b>Other Industries-</b>	
	<b>60 Others-</b>	
	800 Other receipts	15,100
	Total-60	15,100
	Total	15,100
<b>1051</b>	<b>Ports and Light House</b>	
	103 Registration and other fee	206,651,700
	Total	206,651,700
<b>1054</b>	<b>Roads and Bridges-</b>	
	102 Tolls on Roads	12,745,541
	800 Other receipts	38,433,880
	900 Deduct-Refunds	
	Total	51,179,421
<b>1055</b>	<b>Road Transport-</b>	
	701 Government Transport Services	56,546
	Total	56,546
<b>1425</b>	<b>Other Scientific Research-</b>	
	800 Other receipts	8,789,531
	Total	8,789,531

## STATEMENT NO.11-(contd.)

Heads

Actuals for 2000-2001

Rs.

**RECEIPT HEADS (Revenue Account)-(contd.)****B-NON-TAX REVENUE-(concl.)****(c) Other Non-Tax Revenue-(concl.)****(iii) Economic Services-(concl.)**

<b>1452</b>	<b>Tourism-</b>		
	800 Other receipts		114,007
		Total	<u>114,007</u>
<b>1453</b>	<b>Foreign Trade and Export Promotion-</b>		
	800 Other receipts		6,000
		Total	<u>6,000</u>
<b>1456</b>	<b>Civil Supplies</b>		
	800 Other receipts		3,575
		Total	<u>3,575</u>
<b>1475</b>	<b>Other General Economic Services-</b>		
	012 Statistics		493,171
	102 Patent Fees		166,922
	103 Fees for Registration of Trade Marks		241,366
	106 Fees for Stamping Weights and Measures		49,812,503
	107 Census		31,194
	108 Trade, Demonstration and Publicity		163,786
	200 Regulations of other business undertakings		374,363
	201 Land Ceilings (Other than Agricultural Land)		877,621
	800 Other receipts		44,677,698
		Total	<u>96,838,624</u>
		<b>Total-(iii)-Economic Services</b>	<u>9,274,534,483</u>
		<b>Total-(c)-Other Non-Tax Revenue</b>	<u>13,932,311,896</u>
		<b>TOTAL-B-NON-TAX REVENUE</b>	<u>33,491,401,221</u>

## STATEMENT NO.11-(contd.)

Heads	Actuals for 2000-2001
	Rs.
<b>RECEIPT HEADS (Revenue Account)-(contd.)</b>	
<b>C-GRANTS-IN-AID AND CONTRIBUTIONS-</b>	
<b>1601 Grants-in-aid from Central Government-</b>	
<b>01 Non-Plan Grants-</b>	
102 Grants in lieu of Tax on Railway Passenger Fares	140,500,000
104 Grants under the provision to Article-275(1) Constitution	-
106 Grant from Central Road Fund	2,800,902
109 Grants towards Contribution to Calamity Relief Fund	7,161,351,000
<b>800 Other grants -</b>	
<b>Police-</b>	
Modernisation of Police Force	173,985,000
Coastal Surveillance Scheme	20,400,000
<b>Jails-</b>	
Other grants	4,930,000
<b>Other Administrative Services-</b>	
Home guards	29,791,290
Civil Defence	1,211,406
Other Grants	15,900,000
<b>General Education-</b>	
<b>Secondary Education-</b>	
Scholarship	178,450
University and Higher Education	300,000,000
Language education-promotion of Modern Indian Language	800,000
<b>Art and Culture</b>	
Other Grants	11,064,000

## STATEMENT NO.11-(contd.)

Heads

Actuals for 2000-2001

Rs.

**RECEIPT HEADS (Revenue Account)-(contd.)****C-GRANTS-IN-AID AND CONTRIBUTIONS-(contd.)****1601 Grants-in-aid from Central Government-(contd.)****01 Non-Plan Grants-(contd.)****Technical Education-****800 Other Grants**

Grants on recommendation of 11th Finance Commission 236,150,000

Grants for urban local bodies on Recommendation of 11th Finance Commission 132,522,000

**Medical and Public Health-****Urban Health Services-Allopathy-**

Medical assistance towards expenditure on Hospital of poor patient Medical Relief Society -

**Village and Small Industries-**

Handloom Industries 8,729,358

Total-01 8,240,313,406**02 Grants for State/Union Territory Plan Schemes-**

101 Block grants 6,530,982,014

102 Drought Relief Margin Money Grants 55,491,000

104 Grants under proviso to Article 275(I)of the Constitution 157,500,000

800 Other Grants-Special grant under Tenth Finance Commission 209,342,000  
Special Central Assistance for Tribal Sub-PlanTotal-800 209,342,000Total-02 6,953,315,014**03 Grants for Central Plan Scheme-****General Education-****Language Development-Other grants -**

Art and Culture 500,000

Sanskrit Education 6,109,702

**Sports and Youth Services-**

Youth Welfare Programme for students 6,386,042

Sports and games

**Medical and Public Health Public Health-**

Prevention and control of diseases 393,115

**Welfare of Scheduled Castes,Scheduled Tribes****and Other Backward Classes-****Welfare of Scheduled Castes-**

Special Central Assistance for Scheduled Castes components Plan 52,788,000

**Social Security and Welfare-****Social Welfare-**

Child Welfare 10,000,000

**Crop Husbandry-**

Seeds

Commercial Crops 4,216,000

Manures and Fertilisers

Food Grain Crops 750,000

Agricultural Engineering

Agricultural Economics and Statistic 8,023,000

Horticulture and Vegetable Crops 2,030,000

National Disaster Management Programme

## STATEMENT NO.11-(contd.)

Heads	Actuals for 2000-2001
Rs.	
<b>C-GRANTS-IN-AID AND CONTRIBUTIONS-(contd.)</b>	
<b>1601 Grants-in-aid from Central Government-(contd.)</b>	
<b>03 Grants for Central Plan Scheme-(concl.)</b>	
<b>Soil and Water Conservation-</b>	
Other grants	50,000
<b>Animal husbandry-</b>	
Extension and Training	420,000
Fodder and feed Development	1,000,000
<b>Fisheries-</b>	
Inland Fisheries	675,000
Estuarine, Brakish Water Fisheries	1,673,700
Marine Fisheries	
National afforestation and Economic Development Project	43,807,000
<b>Forestry-</b>	
Ecological Prevention Conservation Programme	10,711,000
Forest Conservation, Development and Regeneration	5,904,000
Wild life Preservation	555,000
<b>Minor Irrigation-</b>	
<b>Surface Water-</b>	
Other Grants	1,236,000
Village and Small Industries-	
Small Scale Industries	3,500,000
<b>Land Reforms-</b>	
Other Grants	35,430,000
<b>Power-</b>	
National Programmes for Improved chullah	
Total-03	196,157,559
<b>04 Grants for Centrally Sponsored Plan Schmes-</b>	
<b>Administration of Justice-</b>	
Other Grants- Special Courts	24,929,000
<b>General Education-</b>	
<b>Elementary Education-</b>	
Non Formal Education	9,529,000
Teachers and Training	111,469,000
Other Grants	30,083,000
<b>Secondary Education-Equipments</b>	
Other Grants	28,047,694
<b>Medical and Public Health-</b>	
<b>Public Health-</b>	
Prevention and Control of Diseases	15,600,000
National Mental Health Programme	

## STATEMENT NO.11-(contd.)

Heads

Actuals for 2000-2001

Heads	Actuals for 2000-2001
<b>RECEIPT HEADS (Revenue Account)-(contd.)</b>	Rs.
<b>C-GRANTS-IN-AID AND CONTRIBUTIONS-(contd.)</b>	
<b>1601 Grants-in-aid from Central Government-(contd.)</b>	
<b>04 Grants for Centrally Sponsored Plan Scheme-</b>	
<b>Family Welfare-</b>	
Direction and Administration	42,750,000
Training	15,997,000
Rural Family Welfare Services	365,587,000
Urban Family Welfare Services	50,690,000
Maternity and Child Health	-
Transport	3,895,000
Compensation	74,926,000
Mass Education	165,620,000
Other Services and Supply	1,293,000
Other Grants	-
<b>Welfare of Scheduled Castes,Scheduled Tribes and Other Backward Classes -</b>	
Welfare of Scheduled Tribes-Education	15,043,600
Special Central Assistance	93,443,191
<b>Water Supply and Sanitation-</b>	
<b>Sewerage and Sanitation-</b>	
Sanitation Services	-
<b>Rural Employment-</b>	
Jawahar Rozgar yojna	1,000,000
Urban Water Supply Programmes	-
<b>Urban Development-</b>	
Intigrated development of Small and Medium Towns	59,140,000
Other grants	-
<b>Labour and Employment-</b>	
<b>Training-</b>	
Training of Craftsman and Supervisors	645,470
<b>Social Security and Welfare-</b>	
<b>Social Welfare-</b>	
Correctional Services	3,598,340
Welfare of Handicapped	1,179,219
Child Welfare	452,601,000
Womens Welfare	7,500,000
<b>Crop Husbandry-</b>	
Food Grain Crops	6,261,000
Seeds	500,000
Manures and Fertilisers	5,000,000
Commercial Crops	118,625,000
Agricultural Economics and Statistics	11,400,000
Horticulture and Vegetable Crops	19,641,000
Development of Oil Seeds	98,000,000
Development of Pulses	10,000,000
Macr.Management for Agri.Farmers	151,143,000
Agriculture Engineering	1,500,000
<b>Soil and Water conservation-</b>	
Soil Conservation	6,700,000
<b>Animal Husbandry-</b>	
Veterinary Services and Animal Health	10,403,000
Cattle and Buffalo development	1,200,000
Sheep and Wool Development	5,455,000
Meat Processing	2,000,000
<b>Other Grants-</b>	
Critical Infrastructure Balance	10,000,000

## STATEMENT NO.11-(contd.)

Heads	Actuals for 2000-2001
	Rs.
<b>RECEIPT HEADS (Revenue Account)-(contd.)</b>	
<b>C-GRANTS-IN-AID AND CONTRIBUTIONS-(contd.)</b>	
<b>1601 Grants-in-aid from Central Government-(concl.)</b>	
<b>04 Grants for Centrally Sponsored Plan Scheme-(concl.)</b>	
<b>Fisheries-</b>	
Inland fisheries	8,900,000
Fishing facilities at Major and Minor Port	54,348,000
Marine fisheries	
<b>Forestry and Wild Life-</b>	
<b>Environmental Forestry and Wild Life-</b>	
Wild Life Preservation	67,940,000
National River Conservation Plan	
National Parks of Sancturries zoological Park	6,527,000
National afforestation and economics development Programmes	20,627,000
<b>Other Outlays on Industries and Minerals-</b>	
Others-	
Others grants	41,212,984
<b>Command Area Development-</b>	
Other Grants	1,867,000
<b>Non-conventional Sources of Energy-</b>	
<b>Bio-energy-</b>	
National Programme for biogas (Chullah)	4,699,550
Prime Minister Rojgar Yozana	24,589,692
Handloom Industries	
<b>Tourism-</b>	
Other Grants	
Development of Vihardham	23,491,000
<b>Foreign trade and Export Promotion-</b>	
Asstt. for export promotion and market development	10,000,000
<b>Other Scientific Research-</b>	
Gujarat Cour.for Science and Technology	2,300,000
Total-04	2,298,896,740
Total-1601	17,688,682,719



## STATEMENT NO.11-(concl.)

Heads	Actuals for 2000-2001
	Rs.
<b>RECEIPT HEADS (Revenue Account)-(concl.)</b>	
<b>C-GRANTS-IN-AID AND CONTRIBUTIONS-(concl.)</b>	
<b>1603 States Share of Union Exise Duties-</b>	
101 States' Share of Basic Union Excise Duties	8,579,500,000
103 States' Share of Additional Excise (Duties in lieu of Sales Tax)	709,000,000
Total	<u>9,288,500,000</u>
<b>TOTAL-C-GRANTS-IN-AID AND CONTRIBUTIONS</b>	<u>26,977,182,719</u>
<b>TOTAL-RECEIPT HEADS (Revenue Account)</b>	<u>157,385,877,429</u>
<b>RECEIPT HEADS (Capital Account)-</b>	
<b>4000 Miscellaneous Capital Receipts-</b>	
<b>01 Civil-</b>	
800 Other receipts	223,486,671
Total-01	<u>223,486,671</u>
Total	<u>223,486,671</u>
<b>TOTAL-RECEIPT HEADS (Capital Account)</b>	<u>223,486,671</u>
<b>GRAND TOTAL</b>	<u>157,609,364,100</u>

**STATEMENT NO.12 DETAILED ACCOUNT OF EXPENDITURE BY MINOR HEADS**  
(Figures in italics represent charged expenditure)

Heads 1	Actuals for 2000-2001		
	Non-Plan 2	Plan 3	Total 4
	Rs.	Rs.	Rs.
<b>EXPENDITURE HEADS (Revenue Account)</b>			
<b>A-GENERAL SERVICES-</b>			
<b>(a) Organs of States-</b>			
<b>2011 Parliament/State/Union Territory Legislature</b>			
<b>02 State/Union Territory Legislature</b>			
101 Legislative Assembly	<i>1,000,154</i>	-	30,488,796
103 Legislative Secretariat	29,488,642	-	40,636,305
	40,636,305	-	
	<i>1,000,154</i>	-	
Total- 02	70,124,947	-	71,125,101
	<i>1,000,154</i>	-	
Total-	70,124,947	-	71,125,101
<b>2012 President, Vice-President/Governor, Administrator of Union Territories-</b>			
<b>03 Governor /Administrator of Union Territories-</b>			
090 Secretariat	<i>8,304,146</i>	-	8,304,146
101 Emoluments and allowances of the Governor / Administrator of Union Territories	432,000	-	432,000
102 Discretionary Grants	<i>71,313</i>	-	71,313
103 Household Establishment	<i>8,341,411</i>	-	8,341,411
104 Sumptuary Allowances	<i>711,905</i>	-	711,905
107 Expenditure from Contract Allowance	<i>633,000</i>	-	633,000
108 Tour Expenses	<i>425,853</i>	-	425,853
800 Other expenditure	<i>633,634</i>	-	633,634
106 Entertainment Expenses	<i>21,350</i>	-	21,350
	<i>19,574,612</i>	-	
Total- 03	19,574,612	-	19,574,612
	<i>19,574,612</i>	-	
Total	-	-	19,574,612

**STATEMENT NO.12-(contd.)**  
(Figures in italics represent charged expenditure)

Heads	Actuals for 2000-2001		
	Non-Plan 2	Plan 3	Total 4
	Rs.	Rs.	Rs.
<b>EXPENDITURE HEADS (Revenue Account)-(contd.)</b>			
<b>A-GENERAL SERVICES-(contd.)</b>			
<b>(a) Organs of States-(concl.)</b>			
<b>2013 Council of Ministers-</b>			
101 Salary of Ministers and Deputy Ministers	5,579,239	-	5,579,239
104 Entertainment and Hospitality Expenses	143,272	-	143,272
108 Tour Expenses	10,664,523	-	10,664,523
800 Other Expenditure	21,787,815	-	21,787,815
<b>Total</b>	<b>38,174,849</b>	<b>-</b>	<b>38,174,849</b>
<b>2014 Administration of Justice-</b>			
	<i>138,342,680 (a)</i>		
102 High Court	84,750	-	138,427,430
103 Special Works	1,239,116	-	1,239,116
105 Civil and Session Courts	649,808,829	-	649,808,829
106 Small Causes Courts	33,534,037	-	33,534,037
108 Criminal Courts	47,637,552	-	47,637,552
110 Administrators General and Official Trustees	437,248	-	437,248
114 Legal Advisers and Counsels	106,394,329	-	106,394,329
116 State Administrative Tribunals	8,240,777	-	8,240,777
800 Other expenditure	2,263,967	-	2,263,967
<b>Total</b>	<b>138,342,680</b>	<b>-</b>	<b>987,983,285</b>
	<i>849,640,605</i>	<b>-</b>	
<b>2015 Elections-</b>			
101 Election Commission	8,037,529	-	8,037,529
102 Electoral Officers	18,510,086	-	18,510,086
103 Preparation and Printing of Electoral rolls	25,228,965	-	25,228,965
104 Charges for conduct of elections for Lok Sabha and State/Union Territory Legislative Assemblies when held simultaneously	-	-	-
105 Charges for conduct of Election to Parliament	648,541	-	648,541
106 Charges for conduct of elections to State / UT Legislature	4,010,060	-	4,010,060
108 Issue of Photo Identity cards to Voters	4,026,360	-	4,026,360
<b>Total</b>	<b>60,461,541</b>	<b>-</b>	<b>60,461,541</b>
	<i>158,917,446</i>		
<b>Total -(a)- Organs of States</b>	<b>1,018,401,942</b>	<b>-</b>	<b>1,177,319,388</b>

(a) Includes Rs.698,000 (Charged) sent out of an advance from the Contingency Fund during 1999-2000 and recouped to the fund during 2000-2001.

## STATEMENT NO.12-(contd.)

(Figures in italics represent charged expenditure)

Heads I	Actuals for 2000-2001		
	Non-Plan 2	Plan 3	Total 4
	Rs.	Rs.	Rs.
<b>EXPENDITURE HEADS (Revenue Account)-(contd.)</b>			
<b>A-GENERAL SERVICES- (contd.)</b>			
<b>(b) Fiscal Services-</b>			
<b>(i) Collection of Taxes on Income and Expenditure-</b>			
<b>2020 Collection of Taxes on Income and Expenditure-</b>			
001 Direction and Administration	1,166,188	-	1,166,188
105 Collection charges-Taxes on Professions Trades, Callings and Employment	31,497,821	-	31,497,821
800 Other expenditure	2,456,499	-	2,456,499
Total	35,120,508	-	35,120,508
<b>Total- (i) Collection of Taxes on Income and Expenditure</b>	<b>35,120,508</b>	<b>-</b>	<b>35,120,508</b>
<b>(ii) Collection of Taxes on Property and Capital Transaction-</b>			
<b>2029 Land Revenue-</b>			
001 Direction and Administration	35,250,865	586,555	35,837,420
102 Survey and Settlement Operations	44,311,036	-	44,311,036
103 Land Records	201,798,094	6,043,654	207,841,748
796 Tribal Area Sub-Plan	1,837,219	19,068,074	20,905,293
800 Other expenditure	14,609	6,104,070	6,118,679
Total	283,197,214	31,802,353	315,014,176
<b>2030 Stamps and Registration-</b>			
<b>01 Stamps -Judicial-</b>			
101 Cost of Stamps	2,063,360	-	2,063,360
102 Expenses on Sale of Stamps	3,728,807	-	3,728,807
Total- 01	5,792,167	-	5,792,167

**STATEMENT NO.12-(contd.)**  
(Figures in italics represent charged expenditure)

Heads	Actuals for 2000-2001		
	Non-Plan 2	Plan 3	Total 4
	Rs.	Rs.	Rs.
<b>EXPENDITURE HEADS (Revenue Account)-(contd.)</b>			
<b>A-GENERAL SERVICES-(contd.)</b>			
<b>2030 Stamps and Registration-(concl.)</b>			
<b>(b) Fiscal Services-(contd.)</b>			
<b>(ii)Collection of Taxes on Property and Capital Transactions- (concl.)</b>			
<b>02 Stamps -Non-Judicial-</b>			
001 Direction and Administration	47,714,511	1,471,830	49,186,341
101 Cost of Stamps	33,413,020	-	33,413,020
102 Expenses on Sale of Stamps	34,619,411	-	34,619,411
Total- 02	115,746,942	1,471,830	117,218,772
<b>03 Registration-</b>			
001 Direction and Administration	68,331,971	493,000	68,824,971
797 Transfer to/from Reserve Funds and Deposit Accounts (b)	28,613	-	28,613
Total- 03	68,360,584	493,000	68,853,584
Total	189,899,693	1,964,830	191,864,523
<b>Total-(ii)-Collection of Taxes on Property and Capital Transactions</b>	<i>14,609</i> 473,096,907	33,767,183	506,878,699
<b>(iii)Collection of Taxes on Commodities and Services-</b>			
<b>2039 State Excise-</b>			
001 Direction and Administration	41,899,566	-	41,899,566
102 Purchase of Opium etc.	-	-	-
800 Other expenditure	747,508	-	747,508
Total	42,647,074	-	42,647,074
<b>2040 Taxes on Sales,Trade etc.-</b>			
001 Direction and Administration	49,817,077	-	49,817,077
101 Collection charges	647,606,057	-	647,606,057
800 Other expenditure	-	-	-
Total	697,423,134	-	697,423,134
<b>2041 Taxes on Vehicles-</b>			
102 Inspection of Motor Vehicles	411,908,658	-	411,908,658
Total	411,908,658	-	411,908,658

(b) Depreciation Reserve Fund of Government Non-Commercial Department presses  
See Note No. 3 under Grant No.48 of Appropriation Accounts 2000-2001.

## STATEMENT NO.12-(contd.)

(Figures in italics represent charged expenditure)

Heads 1	Actuals for 2000-2001		
	Non-Plan 2	Plan 3	Total 4
	Rs.	Rs.	Rs.
<b>EXPENDITURE HEADS (Revenue Account)-(contd.)</b>			
<b>A-GENERAL SERVICES-(contd.)</b>			
<b>(b) Fiscal Services-(concl.)</b>			
<b>(iii) Collection of Taxes on</b>			
<b>Commodities and Services (concl.)</b>			
<b>2045 Other Taxes and Duties on</b>			
<b>Commodities and Services -</b>			
101 Collection Charges- Entertainment Tax	18,823,983	-	18,823,983
103 Collection charges- Electricity Duty	47,184,696	-	47,184,696
104 Collection charges-Taxes on Goods and Passengers	-	-	-
800 Other expenditure	4,269,440	-	4,269,440
Total	70,278,119	-	70,278,119
<b>Total-(iii)-Collection of Taxes on</b>			
<b>Commodities and Services -</b>	1,222,256,985	-	1,222,256,985
<b>(iv) Other Fiscal Services-</b>			
<b>2047 Other Fiscal Services-</b>			
103 Promotion of Small Savings	34,018,630	-	34,018,630
Total	34,018,630	-	34,018,630
<b>Total -(iv) Other Fiscal Services</b>	34,018,630	-	34,018,630
	<i>14,609</i>		
<b>Total -(b)-Fiscal Services</b>	1,764,493,030	33,767,183	1,798,274,822

## STATEMENT NO.12-(contd.)

(Figures in italics represent charged expenditure)

Heads 1	Actuals for 2000-2001		
	Non-Plan 2	Plan 3	Total 4
	Rs.	Rs.	Rs.
<b>EXPENDITURE HEADS (Revenue Account)-(contd.)</b>			
<b>A-GENERAL SERVICES (contd.)</b>			
<b>(c) Interest Payment and Servicing Of Debts</b>			
<b>2049 Interest Payments</b>			
<b>01 Interest on Internal Debt-</b>			
101 Interest on Market loans	4,085,851,811	-	4,085,851,811
200 Interest on Other Internal Debts	1,262,054,990 (c)	-	1,262,054,990
305 Management of Debt	15,038,886	-	15,038,886
Total 01	5,362,945,687	-	5,362,945,687
<b>03 Interest on Small Savings, Provident Funds, etc.</b>			
104 Interest on State Provident Funds	2,342,921,096	-	2,342,921,096
105 Interest on Public Provident Funds	6,036,000	-	6,036,000
108 Interest on Insurance and Pension Funds	538,756,923	-	538,756,923
Total 03	2,887,714,019	-	2,887,714,019
<b>04 Interest on Loans and Advances from Central Government</b>			
101 Interest on Loans for State/Union Territory Plan Scheme	5,780,641,300	-	5,780,641,300
102 Interest on Loans for Central Plan Scheme	91,769,427	-	91,769,427
103 Interest on Loans for Centrally Sponsored Plan Schemes	63,529,228	-	63,529,228
104 Interest on Loans for Non-Plan Schemes	13,401,066,054	-	13,401,066,054
105 Interest on Loans for Special Plan Schemes	146,933	-	146,933
107 Interest on Pre-1984-85 Loans	197,505,487	-	197,505,487
108 Interest on 1084-89 State Plan Loans- Consolidated in terms of recommendation of 9th Finance Commission	198,173,859	-	198,173,859
Total 04	19,732,832,288	-	19,732,832,288
<b>60 Interest on Other Obligations-</b>			
101 Interest on Deposits	3,217,541,612	-	3,217,541,612
701 Miscellaneous	5,261,238 (d)	98,808,216 (d)	104,069,454
796 Tribal Area Sub-plan	-	8,784,510 (e)	8,784,510
Total-60	3,222,802,850	107,592,726	3,330,395,576
Total	31,206,294,844	107,592,726	31,313,887,570
<b>Total-(c)-Interest Payment and Servicing of debt</b>	<b>31,206,294,844</b>	<b>107,592,726</b>	<b>31,313,887,570</b>

(c) Includes Rs.2,03,54,031 spent out of an advance from the Contingency Fund during 1999-2000 and recouped to the fund during the year 2000-2001.

(d) Includes Rs.1,07,97,071(Rs.22,061 Non-Plan and Rs.1,07,75,010 Plan) spent out an advance from the Contingency Fund during 1999-2000 and recouped to the fund during the year 2000-2001..

(e) Excludes Rs.122,900 spent out of an advance from the Contingency Fund during 2000-2001 but not recouped to the fund till the close of the year.

## STATEMENT NO.12-(contd.)

(Figures in italics represent charged expenditure)

Heads 1	Actuals for 2000-2001		
	Non-Plan 2	Plan 3	Total 4
	Rs.	Rs.	Rs.
<b>EXPENDITURE HEADS (Revenue Account)-(contd.)</b>			
<b>A-GENERAL SERVICES (contd.)</b>			
<b>(d)- Administrative Services-</b>			
<b>2051 Public Service Commission-</b>			
102 State Public Service Commission	24,636,443	-	24,636,443
103 Staff Selection Commission	8,373,842	-	8,373,842
Total	24,636,443 8,373,842	-	33,010,285
<b>2052 Secretariat - General Services</b>			
	2,000		
090 Secretariat	368,224,037	491,486,204	859,712,241
091 Attached Offices	5,225,154	-	5,225,154
092 Other Offices	19,783,815	8,275,852	28,059,667
800 Other Expenditure	-	3,699,889	3,699,889
Total-	2,000 393,233,006	503,461,945	896,696,951
<b>2053 District Administration-</b>			
093 District Establishments	233,634,416	14,210,646	247,845,062
094 Other Establishments	384,916,831	-	384,916,831
101 Commissioners	5,426,852	-	5,426,852
800 Other Expenditure	1,668,535	-	1,668,535
Total-	625,646,634	14,210,646	639,857,280
<b>2054 Treasury and Accounts Administration</b>			
095 Directorate of Accounts and Treasuries	17,614,497	-	17,614,497
096 Pay and Accounts Offices	21,317,264	-	21,317,264
097 Treasury Establishment	231,528,989	-	231,528,989
098 Local Fund Audit	79,909,190	-	79,909,190
800 Other Expenditure	33,356,313	-	33,356,313
Total	383,726,253	-	383,726,253



**STATEMENT NO.12-(contd.)**  
(Figures in italics represent charged expenditure)

Heads  1	Actuals for 2000-2001		
	Non-Plan 2	Plan 3	Total 4
	Rs.	Rs.	Rs.
<b>EXPENDITURE HEADS (Revenue Account)-(contd.)</b>			
<b>A-GENERAL SERVICES (contd.)</b>			
<b>2055 Police</b>			
001 Direction and Administration	49,071,829	-	49,071,829
003 Education and Training	54,575,575	5,226,900	59,802,475
101 Criminal Investigation and Vigilance	181,387,910	-	181,387,910
104 Special Police	14,041,500	-	14,041,500
	<i>100,000</i>		
109 District Police	6,174,255,869	-	6,174,355,869
110 Village Police	13,711,546	-	13,711,546
111 Railway Police	178,781,610	-	178,781,610
113 Welfare of Police Personnel	18,780,443	463,100	19,243,543
114 Wireless and Computers	14,530,921	-	14,530,921
115 Modernisation of Police Force	264,572,407	-	264,572,407
116 Forensic science	58,509,925	8,752,581	67,262,506
	<i>418,200</i>		
800 Other expenditure	9,401,116	-	9,819,316
	<i>518,200</i>		
Total-	7,031,620,651	14,442,581	7,046,581,432
<b>2056 Jails-</b>			
001 Direction and Administration	13,271,046	2,872,981	16,144,027
101 Jails	174,717,293	-	174,717,293
102 Jails Manufactures	46,554,407	-	46,554,407
Total-	234,542,746	2,872,981	237,415,727
<b>2058 Stationery and Printing</b>			
001 Direction and Administration	8,417,431	-	8,417,431
101 Purchase and Supply of Stationery Stores	127,499,852	-	127,499,852
103 Government Presses	211,641,462	21,099,701	232,741,163
104 Cost of Printing by other Sources	-	-	-
105 Government Publications	1,963,195	-	1,963,195
797 Transfer to/from Reserve Funds and Deposit Accounts (f)	3,725,028	-	3,725,028
Total-	353,246,968	21,099,701	374,346,669

(f) Depreciation Reserve Fund of Government Non-Commercial Department Presses.

See Note No. 3 under Grant No.48 of Appropriation Accounts of 2000-2001.

## STATEMENT NO.12-(contd.)

(Figures in italics represent charged expenditure)

Heads 1	Actuals for 2000-2001		
	Non-Plan 2	Plan 3	Total 4
	Rs.	Rs.	Rs.
<b>EXPENDITURE HEADS (Revenue Account)-(contd.)</b>			
<b>A-GENERAL SERVICES (contd.)</b>			
<b>2059 Public Works-</b>			
<b>01 Office Buildings-</b>			
052 Machinery and equipments	(139,710,913) (g)	-	(139,710,913)
	37,760		
053 Maintenance and Repairs	485,875,263	-	485,913,023
101 Construction-	1,084,485		
General Pool Office Accomodation	80,117,056	-	81,201,541
	1,122,245		
Total-01	426,281,406	-	427,403,651
<b>80 General-</b>			
001 Direction and Administration	297,746,867	-	297,746,867
103 Furnishings	14,632,552	-	14,632,552
	10,977,005	-	10,977,005
799 Suspense	53,057,628	-	53,057,628
800 Other expenditure			
Total-80	376,414,052	-	376,414,052
	1,122,245		
Total	802,695,458	-	803,817,703
<b>2061 External Affairs-</b>			
105 Passport and Immigration			
Total			
<b>2070 Other Administrative Services-</b>			
003 Trainings	28,370,046	2,922,713	31,292,759
	533,275		
104 Vigilance	13,555,009		14,088,284
105 Special Commission of Enquiry	628,676		628,676
106 Civil Defence	98,277,868		98,277,868
107 Home Guards	249,645,739		249,645,739
114 Purchase and Maintenance of Transport	28,895,000	19,750,000	48,645,000
115 Guest Houses, Government Hostels, etc.	132,768,730		132,768,730
120 Payment to State for Administration of Central Act and Regulation	2,573,172		2,573,172
800 Other expenditure	1,214,172		1,214,172
	533,275		
Total	555,928,412	22,672,713	579,134,400
<b>Total-(d)- Administrative Services</b>			
	26,812,163		
	10,389,013,970	578,760,567	10,994,586,700

(g) Minus expenditure is due to Prorata adjustment.

**STATEMENT NO.12-(contd.)**  
(Figures in italics represent charged expenditure)

Heads  1	Actuals for 2000-2001		
	Non-Plan 2	Plan 3	Total 4
	Rs.	Rs.	Rs.
<b>EXPENDITURE HEADS (Revenue Account)-(contd.)</b>			
<b>A-GENERAL SERVICES (concltd.)</b>			
<b>(e) Pensions and Miscellaneous General services</b>			
<b>2071 Pensions and Other Retirement Benefits-</b>			
<b>01 Civil-</b>			
101 Superannuation and Retirement Allowances	9,699,102,052	-	9,699,102,052
102 Commuted Value of Pensions	1,596,103,645	-	1,596,103,645
104 Gratuities	2,390,239,459	-	2,390,239,459
105 Family Pensions	693,333,903	-	693,333,903
106 Pensionary charges in respect of High Court Judges	595,626	-	595,626
108 Contributions to Provident Funds	809,426	-	809,426
800 Other expenditure	5,773,280	-	5,773,280
	595,626		
Total-	14,385,361,765	-	14,385,957,391
<b>2075 Miscellaneous General Services-</b>			
101 Pension in lieu of resumed Jagirs,Lands, Territories, etc.	5,815,692	-	5,815,692
797 Transfer to Reserve Fund Deposit Account	1,411,557,421	-	1,411,557,421
800 Other expenditure	364,212,363	-	364,212,363
Total-	1,781,585,476	-	1,781,585,476
<b>Total-(e)- Pension and miscellaneous General Services</b>	16,166,947,241	-	16,167,542,867
	31,392,634,688	107,592,726	
<b>TOTAL -A-GENERAL SERVICES</b>	29,338,856,183	612,527,750	61,451,611,347

## STATEMENT NO.12-(contd.)

(Figures in italics represent charged expenditure)

Heads 1	Actuals for 2000-2001		
	Non-Plan 2	Plan 3	Total 4
	Rs.	Rs.	Rs.
<b>EXPENDITURE HEADS (Revenue Account)-(contd.)</b>			
<b>B-SOCIAL SERVICES (Contd.)</b>			
<b>(a) Education, Sports, Art and Culture</b>			
<b>2202 General Education</b>			
<b>01 Elementary Education-</b>			
001 Direction and Administration	12,136,176	17,043,141	29,179,317
104 Inspection	81,013,112	-	81,013,112
106 Teachers and Other Services	16,308,829,702	593,760,357	16,902,590,059
107 Teachers Training	104,667,702	-	104,667,702
108 Text Books	-	153,000,000	153,000,000
109 Scholarships and Incentives	-	4,600,000	4,600,000
794 Special Central Assistance for Tribal Sub-Plan	3,110,000	-	3,110,000
796 Tribal Area Sub-Plan	222,026,840	386,567,177	608,594,017
797 Transfer to / from Reserve Funds and Deposit Accounts (h)	533,750,000	-	533,750,000
800 Other expenditure	734,267,521	1,033,445,560	1,767,713,081
	<i>533,750,000</i>		
Total- 01	17,466,051,053	2,188,416,235	20,188,217,288
<b>02 Secondary Education-</b>			
001 Direction and Administration	31,867,955	-	31,867,955
105 Teachers Training	7,125,586	-	7,125,586
106 Text Books	-	13,800,000	13,800,000
107 Scholarships	-	539,280	539,280
109 Government Secondary Schools	400,633,721	3,422,851	404,056,572
110 Assistance to Non-Government Secondary Schools	9,562,504,650	159,166,705	9,721,671,355
191 Assistance to Local Bodies for Secondary Education	498,663,021	-	498,663,021
794 Special Central assistance for Tribal Sub-Plan	3,287,000	-	3,287,000
796 Tribal Area Sub-Plan	53,454,703	21,913,110	75,367,813
800 Other expenditure	251,139,242	-	251,139,242
Total-02	10,808,675,878	198,841,946	11,007,517,824
<b>03 University and Higher Education-</b>			
001 Direction and Administration	2,991,915	-	2,991,915
102 Assistance to Universities	1,116,242,000	28,301,000	1,144,543,000
103 Government Colleges and Institutes	193,233,244	9,927,025	203,160,269
104 Assistance to Non-Government Colleges and Institutes	2,600,000,000	5,743,803	2,605,743,803
106 Text Books Development	300,000	-	300,000
796 Tribal Area Sub-Plan	7,253,051	7,809,515	15,062,566
Total-03	3,920,020,210	51,781,343	3,971,801,553

(h) Education Cess Fund See Note No.3 under Grant No.77 of Appropriation Accounts 2000-2001.

## STATEMENT NO.12-(contd.)

(Figures in italics represent charged expenditure)

Heads 1	Actuals for 2000-2001		
	Non-Plan 2	Plan 3	Total 4
	Rs.	Rs.	Rs.
<b>EXPENDITURE HEADS (Revenue Account)-(contd.)</b>			
<b>B-SOCIAL SERVICES (Contd.)</b>			
<b>(a) Education,Sports,Art and Culture</b>			
<b>2202 General Education-(concl.)</b>			
<b>04 Adult Education-</b>			
001 Direction and Administration	761,192	-	761,192
103 Rural Functional Literacy Programmes	8,284,867	-	8,284,867
200 Other Adult Education Programmes	-	400,000	400,000
796 Tribal Area Sub-Plan	-	-	-
800 Other expenditure	-	-	-
Total-04	9,046,059	400,000	9,446,059
<b>05 Language Development-</b>			
102 Promotion of Modern Indian Languages and Literature	3,048,000	13,512,000	16,560,000
103 Sanskrit Education	24,736,166	1,288,000	26,024,166
Total-05	27,784,166	14,800,000	42,584,166
<b>80 General-</b>			
001 Direction and Administration	150,807,323	49,090,303	199,897,626
003 Training	86,123,511	-	86,123,511
004 Research	-	-	-
107 Scholarships	7,628,321	-	7,628,321
796 Tribal Areas Sub-Plan	89,895	114,532,947	114,622,842
797 Transfer to / from Reserve Funds and Deposit Accounts (i)	(533,750,000)	-	(533,750,000)
800 Other expenditure	92,164,654	310,494	92,475,148
Total-80	(196,936,296)	163,933,744	(33,002,552)
Total-	32,034,641,070	2,618,173,268	35,186,564,338

(i) Education Cess Fund Rs.(-)533,750,000.

## STATEMENT NO.12-(contd.)

(Figures in italics represent charged expenditure)

Heads 1	Actuals for 2000-2001		
	Non-Plan 2	Plan 3	Total 4
	Rs.	Rs.	Rs.
<b>EXPENDITURE HEADS (Revenue Account)-(contd.)</b>			
<b>B-SOCIAL SERVICES (contd.)</b>			
<b>(a) Education, Sports, Art and Culture-(concl.)</b>			
<b>2203 Technical Education</b>			
001 Direction and Administration	26,546,783	11,142,399	37,689,182
003 Training	4,366	913,325	917,691
103 Technical Schools	107,066,908	10,590,032	117,656,940
	<i>47,831</i>		
105 Polytechnics	340,652,360	113,797,099	454,449,459
107 Scholarships	-	-	-
112 Engineering / Technical Colleges and Institutes	371,206,585	72,161,078	443,367,663
796 Tribal Area Sub-Plan	22,207,114	16,555,094	38,762,208
	<i>47,831</i>		
Total-	867,684,116	225,159,027	1,092,843,143
<b>2204 Sports and Youth Services</b>			
001 Direction and Administration	4,608,586	-	4,608,586
101 Physical Education	18,277,590	-	18,277,590
102 Youth Welfare Programmes for Students	114,200,082	-	114,200,082
103 Youth Welfare Programmes for Non Students	8,978,297	2,321,805	11,300,102
104 Sports and Games	59,285,726 (j)	32,524,982	91,810,708
796 Tribal Area Sub-Plan	1,280,000	3,906,933	5,186,933
Total-	206,630,281	38,753,720	245,384,001
<b>2205 Art and Culture-</b>			
101 Fine Arts Education	1,350,000	-	1,350,000
102 Promotion of Arts and Culture	11,488,894	12,632,581	24,121,475
103 Archaeology	10,115,113	3,442,587	13,557,700
104 Archives	12,205,419	4,842,936	17,048,355
105 Public Libraries	47,493,713	16,015,894	63,509,607
107 Museums	20,577,062	7,950,029	28,527,091
796 Tribal Area Sub-Plan	7,039,646	11,746,475	18,786,121
800 Other expenditure	29,592,499	2,310,000	31,902,499
Total-	139,862,346	58,940,502	198,802,848
	<i>533,797,831</i>		
	33,248,817,813	2,941,026,517	36,723,642,161

(j) Includes Rs.1,000,000 spent out of an advance from the Contingency Fund during 1999-2000 and recouped to the fund during the year 2000-2001.

## STATEMENT NO.12-(contd.)

(Figures in italics represent charged expenditure)

Heads 1	Actuals for 2000-2001		
	Non-Plan 2	Plan 3	Total 4
	Rs.	Rs.	Rs.
<b>EXPENDITURE HEADS (Revenue Account)-(contd.)</b>			
<b>B-SOCIAL SERVICES (contd.)</b>			
<b>(b) Health and Family Welfare-</b>			
<b>2210 Medical and Public Health-</b>			
<b>01 Urban Health Services-Allopathy-</b>			
001 Direction and Administration	29,611,808	22,945,143	52,556,951
102 Employees State Insurance Scheme	644,713,024	343,266	645,056,290
104 Medical Stores Depots	14,311,409	1,622,999	15,934,408
110 Hospitals and Dispensaries	2,333,496,456	218,845,468	2,552,341,924
200 Other Health Schemes	1,768,439	-	1,768,439
796 Tribal Area Sub-Plan	30,151,346	106,966,375	137,117,721
800 Other expenditure	-	1,530,521	1,530,521
Total-01	3,054,052,482	352,253,772	3,406,306,254
<b>02 Urban Health Services- Other Systems of Medicine-</b>			
101 Ayurveda	177,000,248	10,793,319	187,793,567
102 Homeopathy	646,701	-	646,701
200 Other Systems	3,802,283	-	3,802,283
796 Tribal Area Sub-Plan	4,064,493	-	4,064,493
Total-02	185,513,725	10,793,319	196,307,044
<b>03 Rural Health Services-Allopathy-</b>			
101 Health Sub-Centres	99,589,384	110,965,037	210,554,421
103 Primary Health Centres	576,147,367 (k)	193,486,873	769,634,240
104 Community Health Centres	309,489,823	156,826,878	466,316,701
796 Tribal Area Sub-Plan	107,138,426	222,828,646	329,967,072
Total-03	1,092,365,000	684,107,434	1,776,472,434

(k) Includes Rs.1,15,00,000 spent out of an advance from the Contingency Fund during 1999-2000 and recouped to the fund during 2000-2001.

## STATEMENT NO.12-(contd.)

(Figures in italics represent charged expenditure)

Heads 1	Actuals for 2000-2001		
	Non-Plan 2	Plan 3	Total 4
	Rs.	Rs.	Rs.
<b>EXPENDITURE HEADS (Revenue Account)-(contd.)</b>			
<b>B-SOCIAL SERVICES (contd.)</b>			
<b>(b) Health and Family Welfare-(contd.)</b>			
<b>2210 Medical and Public Health-(contd.)</b>			
<b>04 Rural Health Services-</b>			
<b>Other Systems of Medicine-</b>			
101 Ayurveda	29,801,580	20,953,556	50,755,136
102 Homeopathy	1,195,055	6,484,578	7,679,633
796 Tribal Area Sub-Plan	18,365,266	8,021,429	26,386,695
Total-04	49,361,901	35,459,563	84,821,464
<b>05 Medical Education, Training and Research-</b>			
101 Ayurveda	144,175,631	6,467,624	150,643,255
102 Homeopathy	27,908,066	-	27,908,066
105 Allopathy	503,991,773	238,803,595	742,795,368
796 Tribal Area Sub-Plan	1,039,969	404,684	1,444,653
Total-05	677,115,439	245,675,903	922,791,342
<b>06 Public Health-</b>			
001 Direction and Administration	61,634,444	5,903,151	67,537,595
003 Training	53,843,406	-	53,843,406
101 Prevention and control of diseases	654,330,744	136,412,495	790,743,239
104 Drugs Control	98,455,301 (i)	12,501,436	110,956,737
106 Manufacture of Sera/Vaccine	18,701,361	-	18,701,361
107 Public Health Laboratories	1,739,605	-	1,739,605
112 Public Health Education	13,371,771	28,907,059	42,278,830
796 Tribal Area Sub-Plan	39,553,363	51,579,066	91,132,429
800 Other expenditure	10,632,687	-	10,632,687
Total-06	952,262,682	235,303,207	1,187,565,889

(i)(i) Includes Rs.9.00,000 spent out an advance to the Contingency Fund during 1999-2000 and recouped to the fund during the year 2000-2001.

(ii) Excludes Rs3,600,000 spent out an advance to the Contingency Fund during 2000-2001 but not recouped to the fund till the close of the year.



## STATEMENT NO.12-(contd.)

(Figures in italics represent charged expenditure)

Heads 1	Actuals for 2000-2001		
	Non-Plan 2	Plan 3	Total 4
	Rs.	Rs.	Rs.
<b>EXPENDITURE HEADS (Revenue Account)-(contd.)</b>			
<b>B-SOCIAL SERVICES (contd.)</b>			
<b>(b) Health and Family Welfare-(concl.)</b>			
<b>2210 Medical and Public Health-(concl.)</b>			
<b>80 General-</b>			
004 Health Statistics and Evaluation	7,524,878	26,095,000	33,619,878
800 Other expenditure	1,945,442	-	1,945,442
Total-80	9,470,320	26,095,000	35,565,320
Total	6,020,141,549	1,589,688,198	7,609,829,747
<b>2211 Family Welfare-</b>			
001 Direction and Administration	52,027,000	-	52,027,000
003 Training	26,127,155	14,434,196	40,561,351
101 Rural Family Welfare Services	907,474,584	63,420,000	970,894,584
102 Urban Family Welfare Services	65,115,000	-	65,115,000
103 Maternity and child Health	14,578,000	14,118,744	28,696,744
104 Transport	20,236,000	-	20,236,000
105 Compensations	55,588,191	-	55,588,191
106 Mass Education	5,646,000	-	5,646,000
108 Selected Area Programms	-	-	-
200 Other Services and Supplies	79,477,623	-	79,477,623
796 Tribal Area Sub-Plan	-	-	-
800 Other expenditure	9,450,000	-	9,450,000
Total-	1,235,719,553	91,972,940	1,327,692,493
<b>Total-(b)-Health and Family Welfare</b>	7,255,861,102	1,681,661,138	8,937,522,240

## STATEMENT NO.12-(contd.)

(Figures in italics represent charged expenditure)

Heads 1	Actuals for 2000-2001		
	Non-Plan 2	Plan 3	Total 4
	Rs.	Rs.	Rs.
<b>EXPENDITURE HEADS (Revenue Account)-(contd.)</b>			
<b>B-SOCIAL SERVICES (contd.)</b>			
<b>(c)Water Supply,Sanitation,Housing and Urban Development-</b>			
<b>2215 Water Supply and Sanitation-</b>			
<b>01 Water Supply-</b>			
001 Direction and Administration	200,000,000	1,803,000	201,803,000
004 Research and Development	-	5,430,000	5,430,000
005 Survey and Investigation	1,662,000	7,242,000	8,904,000
101 Urban Water Supply Programmes	68,937,806	122,313,000	191,250,806
102 Rural Water Supply Programmes	28,437,000	244,860,000	273,297,000
796 Tribal Area Sub-Plan	-	157,051,681	157,051,681
800 Other expenditure	348,387,000	395,408,922	743,795,922
Total-01	647,423,806	934,108,603	1,581,532,409
<b>02 Sewerage and Sanitation-</b>			
105 Sanitation Services	-	-	-
106 Prevention of Air and Water Pollution	8,400,000	54,000,000	62,400,000
107 Sewerage Services	12,310,875	43,020,000	55,330,875
796 Tribal Area Sub-Plan	-	166,823,771	166,823,771
Total-02	20,710,875	263,843,771	284,554,646
Total-	668,134,681	1,197,952,374	1,866,087,055
<b>2216 Housing-</b>			
<b>01 Government Residential Buildings-</b>			
106 General Pool Accommodation	78,411,496	70,000	78,481,496
107 Police Housing	1,582,554	-	1,582,554
700 Other Housing	8,062,826	22,334,000	30,396,826
796 Tribal Area Sub-Plan	-	19,367,000	19,367,000
800 Other expenditure	-	-	-
Total-01	88,056,876	41,771,000	129,827,876

## STATEMENT NO.12-(contd.)

(Figures in italics represent charged expenditure)

Heads 1.	Actuals for 2000-2001		
	Non-Plan 2	Plan 3	Total 4
	Rs.	Rs.	Rs.
<b>EXPENDITURE HEADS (Revenue Account)-(contd.)</b>			
<b>B-SOCIAL- SERVICES (contd.)</b>			
<b>(c) Water Supply, Sanitation, Housing and Urban Development - (contd.)</b>			
<b>2216 Housing-(Contd.)</b>			
<b>02-Urban Housing-</b>			
190 Assistance to Public Sector and Other Undertakings	-	-	-
796 Tribal Area Sub-Plan	-	-	-
800 Other expenditure	-	-	-
191 Assistance to Public Undertaking	-	87,500,000	87,500,000
<b>Total-02</b>	-	87,500,000	87,500,000
<b>03 Rural Housing-</b>			
102 Provision of House site to the Landless	47,818,508	1,124,100,000	1,171,918,508
103 Assistance to Housing Boards	7,528,000	50,000,000	57,528,000
796 Tribal Areas Sub-Plan	7,130,000	435,856,000	442,986,000
800 Other expenditure	-	518,212,000	518,212,000
<b>Total-03</b>	62,476,508	2,128,168,000	2,190,644,508
<b>80 General-</b>			
001 Direction and Administration	213,001,587 (m)	-	213,001,587
052 Machinery and Equipment	(6,431,569) (n)	-	(6,431,569)
800 Other expenditure	448,874,515	-	448,874,515
<b>Total-80</b>	655,444,533	-	655,444,533
<b>Total</b>	805,977,917	2,257,439,000	3,063,416,917
<b>2217 Urban Development-</b>			
<b>01 State Capital Development-</b>			
001 Direction and Administration	75,286,707	-	75,286,707
<b>Total-01</b>	75,286,707	-	75,286,707

(m) Includes Rs.13,000,000 spent out of an advance from the Contingency Fund during 1999-2000 and recouped to the fund during the year 2000-2001.

(n) Minus expenditure is due to Pro-rata adjustment.

## STATEMENT NO.12-(contd.)

(Figures in italics represent charged expenditure)

Heads 1	Actuals for 2000-2001		
	Non-Plan 2	Plan 3	Total 4
	Rs.	Rs.	Rs.
<b>EXPENDITURE HEADS (Revenue Account)-(contd.)</b>			
<b>B-SOCIAL SERVICES- (contd.)</b>			
<b>(c)Water Supply,Sanitation,Housing and Urban Development-(contd.)</b>			
<b>2217 Urban Development-(concl.)</b>			
<b>03 Integrated Development of Small and Medium Towns-</b>			
001 Direction and Administration	101,627,552 (o)	552,267	102,179,819
191 Assistance to Local Bodies,Corporations, Urban Development Authorities, Town Improvement Boards, etc.	438,297,000	949,232,571	1,387,529,571
796 Tribal Area Sub-Plan	-	10,281,073	10,281,073
Total-03	539,924,552	960,065,911	1,499,990,463
<b>04 Slum Area Improvement-</b>			
191 Assistance to Local Bodies,Corporations, Urban Development Authorities, Town Improvement Boards, etc.	-	150,000,000	150,000,000
Total-04	-	150,000,000	150,000,000
<b>05 Other Urban Development Schemes-</b>			
191 Assistance to Local Bodies, Corporations, Urban Development Authorities, Town Improvement Boards, etc.	-	-	-
796 Tribal Area Sub-Plan	-	-	-
800 Other expenditure	479,364	3,434,303	3,913,667
Total-05	479,364	3,434,303	3,913,667
<b>80 General-</b>			
001 Direction and Administration	12,899,780	-	12,899,780
191 Assistance to Local Bodies, Corporations, Urban Development Authorities, Town Improvement Boards, etc.	-	66,261,000	66,261,000
796 Tribal Area Sub-Plan	-	-	-
800 Other expenditure	258,634,895	-	258,634,895
Total-80	271,534,675	66,261,000	337,795,675
Total-	887,225,298	1,179,761,214	2,066,986,512
<b>Total-(c)Water Supply,Sanitation,Housing and Urban Development</b>			
	2,361,337,896	4,635,152,588	6,996,490,484
<b>(d) Information and Broadcasting-</b>			
<b>2220 Information and Publicity-</b>			
<b>01 Films-</b>			
001 Direction and Administration	76,503,919	87,805,628	164,309,547
105 Production of films	14,232,426	-	14,232,426
800 Other expenditure	-	1,567,938	1,567,938
Total-01	90,736,345	89,373,566	180,109,911

(o) Excludes Rs.1,100,000 spent out of an advance from the Contingency Fund during 2000-2001 but not recouped to the fund till the close of the year.

(Figures in italics represent charged expenditure)

Heads 1	Actuals for 2000-2001		
	Non-Plan 2	Plan 3	Total 4
	Rs.	Rs.	Rs.
<b>EXPENDITURE HEADS (Revenue Account)-(contd.)</b>			
<b>B-SOCIAL SERVICES (contd.)</b>			
<b>(d)Information and Broadcasting-(concl.)</b>			
<b>2220 Information and Publicity-(concl.)</b>			
<b>60 Others-</b>			
102 Information Centres	6,218,668	-	6,218,668
103 Pressd Information Services	-	700,000	700,000
106 Field Publicity	33,025,798	19,633,761	52,659,559
110 Publications	11,735,175	-	11,735,175
111 Community Radio and Television	22,970,412	6,673,501	29,643,913
796 Tribal Area Sub-Plan	-	13,336,422	13,336,422
Total-60	73,950,053	40,343,684	114,293,737
Total-	164,686,398	129,717,250	294,403,648
	164,686,398	129,717,250	294,403,648
<b>(e) Total-(d)-Information and Broadcasting</b>			
<b>Welfare of Scheduled Castes,Scheduled</b>			
<b>2225 Tribes and other Backward Classes</b>			
<b>Welfare of Scheduled Castes, Scheduled</b>			
<b>Tribes and Other Backward Classes</b>			
<b>01 Welfare of Scheduled Castes-</b>			
001 Direction and Administration	44,832,869	22,378,090	67,210,959
102 Economic Development	6,825,045	138,472,618	145,297,663
190 Assistance to Public Sector and Other Undertakings	-	16,350,000	16,350,000
277 Education	264,100,230	440,440,601	704,540,831
282 Health	-	12,954,203	12,954,203
283 Housing	-	114,915,661	114,915,661
793 Special Central Assistance for Scheduled Castes Component Plan	80,500,000	-	80,500,000
800 Other expenditure	19,581,420	156,137,289	175,718,709
Total-01	415,839,564	901,648,462	1,317,488,026
<b>02 Welfare of Scheduled Tribes-</b>			
001 Direction and Administration	2,295,064	1,915,057	4,210,121
102 Economic Development	23,184,772	11,779,173	34,963,945
277 Education	245,930,256	84,043,243	329,973,499
282 Health	-	2,553,035	2,553,035
283 Housing	-	41,047,975	41,047,975
794 Special Central Assistance for Tribal Sub-Plan	71,521,041	-	71,521,041
796 Tribal Area Sub-Plan	563,809,775	691,921,368	1,255,731,143
800 Other expenditure	11,084,790	12,758,944	23,843,734
Total-02	917,825,698	846,018,795	1,763,844,493

## STATEMENT NO.12-(contd.)

(Figures in italics represent charged expenditure)

Heads 1	Actuals for 2000-2001		
	Non-Plan 2	Plan 3	Total 4
	Rs.	Rs.	Rs.
<b>EXPENDITURE HEADS (Revenue Account)-(contd.)</b>			
<b>B-SOCIAL SERVICES (contd.)</b>			
<b>(e) Welfare of Scheduled Castes, Scheduled Tribes and Other Backward Classes-(concl.)</b>			
<b>2225 Welfare of Scheduled Castes, Scheduled Tribes and Other Backward Classes-(concl.)</b>			
<b>03 Welfare of Backward Classes-</b>			
001 Direction and Administration	20,031,038	19,577,000	39,608,038
102 Economic Development	964,000	66,714,990	67,678,990
190 Assistance to Public sector and Other Undertakings	-	11,420,000	11,420,000
277 Education	217,785,232	618,056,578	835,841,810
282 Health	-	11,533,000	11,533,000
283 Housing	-	46,435,000	46,435,000
800 Other expenditure	1,626,700	135,120,305	136,747,005
	<b>Total-03</b>	<b>908,856,873</b>	<b>1,149,263,843</b>
<b>80 General-</b>			
101 Welfare of Denotified and other nomadic Tribes	23,567,727	19,387,000	42,954,727
	<b>Total-80</b>	<b>19,387,000</b>	<b>42,954,727</b>
	<b>Total</b>	<b>2,675,911,130</b>	<b>4,273,551,089</b>
<b>Total-(e)-Welfare of Scheduled Castes, Scheduled Tribes and Other Backward Class</b>	<b>1,597,639,959</b>	<b>2,675,911,130</b>	<b>4,273,551,089</b>
<b>(f) Labour and Labour Welfare</b>			
<b>2230 Labour and Employment-</b>			
<b>01 Labour-</b>			
001 Direction and Administration	21,097,952	4,426,595	25,524,547
004 Research and Statistics	3,637,720	30,033	3,667,753
101 Industrial Relations	65,017,597	10,490,062	75,507,659
102 Working conditions and Safety	39,029,729	2,608,380	41,638,109
103 General Labour Welfare	53,026,672	3,973,477	57,000,149
111 Social Security for Labour	-	49,671,600	49,671,600
112 Rehabilitation of Bonded Labour	-	-	-
796 Tribal Area Sub-Plan	8,444,355	40,497,541	48,941,896
800 Other expenditure	10,544,000	7,461,920	18,005,920
	<b>Total-01</b>	<b>119,159,608</b>	<b>319,957,633</b>

## STATEMENT NO.12-(contd.)

(Figures in italics represent charged expenditure)

Heads 1	Actuals for 2000-2001		
	Non-Plan 2	Plan 3	Total 4
	Rs.	Rs.	Rs.
<b>EXPENDITURE HEADS (Revenue Account)-(contd.)</b>			
<b>B-SOCIAL SERVICES- (contd.)</b>			
<b>(f) Labour and Labour Welfare-(concl.)</b>			
<b>2230</b>			
<b>Labour and Employment-(concl.)</b>			
<b>02 Employment-</b>			
001 Direction and Administration	9,927,680	412,871	10,340,551
004 Research, Survey and Statistics	8,353,631	-	8,353,631
101 Employment Services	34,919,146	9,432,177	44,351,323
796 Tribal Area Sub-Plan	3,821,083	3,372,668	7,193,751
800 Other expenditure	831,226	520,000	1,351,226
Total-02	57,852,766	13,737,716	71,590,482
<b>03 Training-</b>			
001 Direction and Administration	10,957,107	991,466	11,948,573
003 Training of Craftsmen and Supervisors	43,137,714	34,786,232	77,923,946
101 Industrial Training Institutes	337,225,999	250,933,378	588,159,377
102 Apprenticeship Training	29,111,232	1,468,235	30,579,467
111 Special Security for Labour	-	-	-
796 Tribal Area Sub-Plan	74,052,068	37,881,991	111,934,059
Total-03	494,484,120	326,061,302	820,545,422
Total	753,134,911	458,958,626	1,212,093,537
<b>Total-(f)-Labour and Labour Welfare</b>	<b>753,134,911</b>	<b>458,958,626</b>	<b>1,212,093,537</b>
<b>(g) Social Welfare and Nutrition-</b>			
<b>2235 Social Security and Welfare-</b>			
<b>01 Rehabilitation-</b>			
	337,900		
001 Direction and Administration	1,656,050	-	1,993,950
800 Other expenditure	1,416,272	-	1,416,272
Total-01	3,072,322	-	3,410,222

## STATEMENT NO.12-(contd.)

(Figures in italics represent charged expenditure)

Heads 1	Actuals for 2000-2001		
	Non-Plan 2	Plan 3	Total 4
	Rs.	Rs.	Rs.
<b>EXPENDITURE HEADS (Revenue Account)-(contd.)</b>			
<b>B-SOCIAL SERVICES- (contd.)</b>			
<b>(g) Social Welfare and Nutrition-(contd.)</b>			
<b>2235 Social Security and Welfare-(concltd.)</b>			
<b>02 Social Welfare-</b>			
001 Direction and Administration	11,636,364	8,313,143	19,949,507
	<i>65,000,000</i>		
101 Welfare of Handicapped	140,721,266	47,761,022	253,482,288
102 Child Welfare	59,992,146	369,469	60,361,615
103 Women's Welfare	96,024,547	632,131,869	728,156,416
104 Welfare of Aged, Infirm and Destitute	11,804,891	265,979	12,070,870
105 Prohibition	137,148,227	5,104,690	142,252,917
106 Correctional Services	2,810,458	3,382,532	6,192,990
107 Assistance to Voluntary Organisations	-	-	-
200 Other Programmes	239,629,932	-	239,629,932
796 Tribal Area Sub-Plan	24,274,411	59,426,185	83,700,596
800 Other expenditure	24,242,145	3,249,000	27,491,145
	<i>65,000,000</i>		
Total-02	748,284,387	760,003,889	1,573,288,276
<b>60 Other Social Security and Welfare Programmes-</b>			
104 Deposit Linked Insurance Scheme- Government Provident Fund	46,095,288	-	46,095,288
	303,423	-	303,423
105 Government Employees' Insurance Scheme	627,800	-	627,800
	22,981,223	-	23,609,023
107 Swatantrata Sainik Samman Pension Scheme	18,949,073	-	18,949,073
200 Other Programmes	-	-	-
800 Other expenditure	-	-	-
	<i>627,800</i>		
	88,329,007	-	88,956,807
Total-60	839,685,716	760,003,889	1,665,655,305
	<i>65,965,700</i>		
Total-	839,685,716	760,003,889	1,665,655,305
<b>2236 Nutrition-</b>			
<b>02 Distribution of nutritious food and beverages-</b>			
101 Special Nutrition Programmes	9,908,000	2,000,000	11,908,000
102 Mid-day Meals	-	764,252,783	764,252,783
796 Tribal Area Sub-Plan	147,982,000	415,577,151	563,559,151
800 Other expenditure	517,993,940	259,497,000	777,490,940
Total-02	675,883,940	1,441,326,934	2,117,210,874
Total-	675,883,940	1,441,326,934	2,117,210,874



## STATEMENT NO.12-(contd.)

(Figures in italics represent charged expenditure)

Heads	Actuals for 2000-2001		
	Non-Plan 2	Plan 3	Total 4
1	Rs.	Rs.	Rs.
<b>EXPENDITURE HEADS (Revenue Account)-(contd.)</b>			
<b>B-SOCIAL SERVICES- (contd.)</b>			
<b>(g) Social Welfare and Nutrition-(concl.)</b>			
<b>2245 Relief on account of Natural Calamities-</b>			
<b>01 Drought-</b>			
101 Gratuitous Relief	109,911,152	-	109,911,152
102 Drinking Water Supply	863,280,714	-	863,280,714
103 Special Nutrition	36,658,274	-	36,658,274
104 Supply of Fodder	803,030,019	-	803,030,019
105 Veterinary Care	14,004,051	-	14,004,051
282 Public Health	3,910,508	-	3,910,508
800 Other expenditure	2,548,389,291	-	2,548,389,291
	<b>Total-01</b>		<b>4,379,184,009</b>
<b>02 Floods, Cyclones,etc.-</b>			
101 Gratuitous Relief	2,431,862,562	-	2,431,862,562
102 Drinking Water Supply	68,975,677	-	68,975,677
104 Supply of Fodder	15,000	-	15,000
105 Veterinary Care	98,700	-	98,700
111 Ex-gratia Payments to bereaved families.	904,249,676	-	904,249,676
112 Evacuation of population	410,191,980	-	410,191,980
113 Assistance for repairs/reconstruction for Houses	1,624,120,607	-	1,624,120,607
118 Assistance for repairs replacement of damage boat and equipment for fishing	8,750	-	8,750
119 Assistance to artisans for repairs/ replancement of damaged tools and equipment	1,000,000	-	1,000,000
122 Repairs and Restoration of Damaged Irrigation and Flood Control Works	-	-	-
282 Public Health	163,278,092	-	163,278,092
800 Other expenditure	131,202,007	-	131,202,007
	<b>Total-02</b>		<b>5,735,003,051</b>
<b>05 Calamity Relief Fund-</b>			
101 Transfer to Reserve Funds and Deposit Accounts- Calamity Relief Fund (*)	1,714,851,000	-	1,714,851,000
901 Deduct-Amount net from Calamity Relief Fund	(1,614,000,000)	-	(1,614,000,000)
	<b>Total-05</b>		<b>100,851,000</b>
<b>80 General-</b>			
001 Direction and Administration	87,477,078	-	87,477,078
797 Transfer to/from Reserve Funds and Deposit Accounts Amount met from Famine Relief Fund	-	-	-
102 Management of Natural Disaster	2,500,000	-	2,500,000
800 Other expenditure	4,455,764,758	-	4,455,764,758
	<b>Total-80</b>		<b>4,545,741,836</b>
	<b>Total</b>		<b>14,760,779,896</b>
			<i>65,965,700</i>
<b>Total-(g)-Social Welfare and Nutrition</b>	<b>16,276,349,552</b>	<b>2,201,330,823</b>	<b>18,543,646,075</b>

## STATEMENT NO.12-(contd.)

(Figures in italics represent charged expenditure)

Heads 1	Actuals for 2000-2001		
	Non-Plan 2	Plan 3	Total 4
	Rs.	Rs.	Rs.
<b>EXPENDITURE HEADS (Revenue Account)-(contd.)</b>			
<b>B-SOCIAL SERVICES- (concl'd.)</b>			
<b>(h)Others-</b>			
<b>2250 Other Social Services-</b>			
101 Donations for Charitable purposes	867,950	-	867,950
102 Administration of Religious and Charitable Endowments Acts	22,663,966	-	22,663,966
800 Other expenditure	222,300	-	222,300
Total	23,754,216	-	23,754,216
<b>2251 Secretariat-Social Services-</b>			
090 Secretariat	158,586,570	-	158,586,570
793 Special central assistance for Scheduled Castes component-plan	1,117,356	-	1,117,356
Total	159,703,926	-	159,703,926
<b>Total-(h)-Others</b>	183,458,142	-	183,458,142
<b>TOTAL-B-SOCIAL SERVICES</b>	61,841,285,773	14,723,758,072	77,164,807,376
<b>C-ECONOMIC SERVICES-</b>			
<b>(a) Agriculture and Allied Activities-</b>			
<b>2401 Crop Husbandry-</b>			
001 Direction and Administration	67,910,956	22,863,903	90,774,859
102 Food grain crops	22,874,230	7,320,684	30,194,914
103 Seeds	36,565,601	3,367,306	39,932,907
104 Agricultural Farms	2,120,490	108,104,610	110,225,100
105 Manures and Fertilizers	27,653,350	21,284,597	48,938,447
107 Plant Protection	15,384,417	4,784,106	20,168,523
108 Commercial Crops	66,276,460	18,278,987	84,555,447
109 Extension and Farmers Training	377,942,158	32,760,027	410,702,185
110 Crop Insurance	490,890,389	414,831,041	905,721,430
111 Agricultural Economic and Statistics	38,220,929	3,687,000	41,909,240
112 Development of Pulses	13,394,699	-	13,394,699
113 Agricultural Engineering	16,460,986	0	16,460,986
114 Development of Oilseeds	116,345,120	3,000,000	119,345,120
119 Horticulture and Vegetable Crops	84,400,846	40,622,841	125,023,687
792 Irrecoverable loan written off	-	-	-
794 Special Central Assistance for Tribal Sub-Plan	38,154,265	-	38,154,265
796 Tribal Area Sub-Plan	81,875,007	109,531,165	191,406,172
800 Other expenditure	15,437,670	14,137,000	29,574,670
Total	1,511,908,073	809,587,377	2,321,495,450

**STATEMENT NO.12-(contd.)**  
(Figures in italics represent charged expenditure)

Heads  1.	Actuals for 2000-2001		
	Non-Plan 2	Plan 3	Total 4
	Rs.	Rs.	Rs.
<b>EXPENDITURE HEADS (Revenue Account)-(contd.)</b>			
<b>C-ECONOMIC SERVICES-(contd.)</b>			
<b>(a) Agriculture and Allied Activities-(contd.)</b>			
<b>2402 Soil and Water Conservation-</b>			
001 Direction and Administration	393,224	-	393,224
101 Soil Survey and Testing	8,477,794	-	8,477,794
102 Soil Conservation	143,977,719 (p)	528,200,000 (p)	672,177,719
794 Special Central Assistance for Tribal Sub-Plan	38,054,037	-	38,054,037
796 Tribal Area Sub-Plan	20,000,000	134,320,100	154,320,100
800 Other expenditure	-	6,471,200	6,471,200
Total	210,902,774	668,991,300	879,894,074
<b>2403 Animal Husbandry-</b>			
001 Direction and Administration	46,153,532	9,084,457	55,237,989
101 Veterinary Services and Animal Health	227,609,820 (q)	46,710,332	274,320,152
102 Cattle and Buffalo Development	155,494,475	65,875,175	221,369,650
103 Poultry Development	38,050,934	4,807,300	42,858,234
	<i>1,365,000</i>		
104 Sheep and Wool Development	53,373,877	4,895,765	59,634,642
106 Other Live Stock Development	4,518,165	1,960,199	6,478,364
107 Fodder and Feed Development	10,804,882 (r)	8,728,465	19,533,347
109 Extension and Training	-	550,063	550,063
111 Meat Processing	2,000,000 (s)	-	2,000,000
113 Administrative Investigation and Statistics	13,346,465	3,550,000	16,896,465
794 Special Central Assistance for Tribal Sub-Plan	31,122,582	-	31,122,582
796 Tribal Area Sub-Plan	31,249,908	60,354,559	91,604,467
800 Other expenditure	-	4,839,808	4,839,808
	<i>1,365,000</i>		
Total	613,724,640	211,356,123	826,445,763

(p)(i) Includes Rs.20,400,000 spent out of an advance from the Contingency Fund during 1999-2000 and recouped to the fund during the year 2000-2001.

(ii) Excludes Rs.130,000,000 spent out of an advance from the Contingency Fund during 2000-2001 but not recouped to the fund till the close of the year.

(q) Includes Rs.4,000,000 spent out of an advance from the Contingency Fund during 1999-2000 and recouped to the fund during the year 2000-2001.

(r) Includes Rs.1,198,392 spent out an advance from the Contingency Fund during 1999-2000 and recouped to the fund during the year 2000-2001.

(s) Excludes Rs.530,000 spent out of an advance from the Contingency Fund during 2000-2001 but not recouped to the fund till the close of the year.

**STATEMENT NO.12-(contd.)**  
(Figures in italics represent charged expenditure)

Heads 1	Actuals for 2000-2001		
	Non-Plan 2	Plan 3	Total 4
<b>EXPENDITURE HEADS (Revenue Account)-(contd.)</b>			
<b>C- ECONOMIC SERVICES-(contd.)</b>			
<b>(a) Agriculture and Allied Activities-(contd.)</b>			
<b>2404 Dairy Development-</b>		<i>2,000</i>	
001 Direction and Administration	-	3,613,731	3,615,731
102 Dairy Development	-	-	-
191 Assistance to Co-operative and Other Bodies	-	-	-
796 Tribal Area Sub-Plan	-	4,738,350	4,738,350
800 Other expenditure	4,500,000	990,765	5,490,765
		<i>2,000</i>	
	4,500,000	9,342,846	13,844,846
<b>2405 Fisheries-</b>			
001 Direction and Administration	29,920,716	1,091,723	31,012,439
101 Inland Fisheries	26,233,734	25,933,729	52,167,463
102 Estuarine Brackish Water Fisheries	2,647,756	2,142,689	4,790,445
103 Marine Fisheries	55,152,335	46,834,307	101,986,642
105 Processing Preservation and Marketing	-	-	-
109 Extension and Training	6,239,501	1,640,531	7,880,032
120 Fisheries Co-operatives	2,183,989	1,041,500	3,225,489
794 Special Central Assistance for Tribal Sub-Plan	3,436,744	-	3,436,744
796 Tribal Area Sub-Plan	8,847,422	49,710,638	58,558,060
800 Other expenditure	3,998,917	4,476,780	8,475,697
Total	138,661,114	132,871,897	271,533,011
<b>2406 Forestry and Wild Life-</b>			
<b>01 Forestry-</b>			
001 Direction and Administration	<i>111,717</i>		
005 Survey and Utilisation of Forest Resources	702,567,745	19,624,013	722,303,475
070 Communication and Buildings	2,473,988	2,809,327	5,283,315
101 Forest conservation, Development and Regeneration	19,051,274	-	19,051,274
105 Forest Produce	14,350,012	-	14,350,012
110 Wild Life Preservation	19,516,374	209,965	19,726,339
794 Special Central Assistance for Tribal Sub-Plan	-	-	-
796 Tribal Area Sub-Plan	17,586,683	-	17,586,683
800 Other expenditure	93,103,702	68,181,841	161,285,543
	34,944,931	20,337,085	55,282,016
	<i>111,717</i>		
Total-01	903,594,709	111,162,231	1,014,868,657

(t) Excludes Rs.2,700,000 spent out of an advance from the Contingency Fund during 2000-2001 but not recouped to the fund till the close of the year.

(u) Includes Rs.4,285,204 spent out of an advance from the Contingency Fund during 1999-2000 and recouped to the fund during 2000-2001.

**STATEMENT NO.12-(contd.)**  
**(Figures in italics represent charged expenditure)**

Heads 1	Actuals for 2000-2001		
	Non-Plan 2	Plan 3	Total 4
	Rs.	Rs.	Rs.
<b>EXPENDITURE HEADS (Revenue Account)-(contd.)</b>			
<b>C- ECONOMIC SERVICES-(contd.)</b>			
<b>(a) Agriculture and Allied Activities-(contd.)</b>			
<b>2406 Forestry and Wild Life-(concl.)</b>			
<b>02 Environmental Forestry and Wild Life-</b>			
110 Wild life preservation	103,759,124	27,330,791	131,089,915
111 Zoological Park	4,970,051	2,405,639	7,375,690
112 Public Gardens	34,377,778	-	34,377,778
796 Tribal Area Sub-Plan	1,090,639	2,198,076	3,288,715
800 Other expenditure	1,183,010	11,547,951	12,730,961
<b>Total-02</b>	<b>145,380,602</b>	<b>43,482,457</b>	<b>188,863,059</b>
	<i>111,717</i>		
<b>Total</b>	<b>1,048,975,311</b>	<b>154,644,688</b>	<b>1,203,731,716</b>
<b>2408 Food Storage and Warehousing-</b>			
<b>01 Food-</b>			
001 Direction and Administration	114,462,828	-	114,462,828
004 Research and Evaluation	-	-	-
101 Procurement and Supply	1,300,000	-	1,300,000
796 Tribal Area Sub-Plan	-	-	-
800 Other Expenditure	-	-	-
<b>Total-01</b>	<b>115,762,828</b>	<b>-</b>	<b>115,762,828</b>
<b>02 Storage and Warehousing-</b>			
190 Assistance to Public Sector and Other Undertakings	2,825,000	-	2,825,000
796 Tribal Area Sub-Plan	-	100,000	100,000
800 Other Expenditure	-	996,194	996,194
<b>Total-02</b>	<b>2,825,000</b>	<b>1,096,194</b>	<b>3,921,194</b>
<b>Total</b>	<b>118,587,828</b>	<b>1,096,194</b>	<b>119,684,022</b>

**STATEMENT NO.12-(contd.)**  
(Figures in italics represent charged expenditure)

Heads 1	Actuals for 2000-2001		
	Non-Plan 2	Plan 3	Total 4
	Rs.	Rs.	Rs.
<b>EXPENDITURE HEADS (Revenue Account)-(contd.)</b>			
<b>C- ECONOMIC SERVICES-(contd.)</b>			
<b>(a) Agriculture and Allied Activities-(contd.)</b>			
<b>2415 Agricultural Research and Education-</b>			
<b>01 Crop Husbandary-</b>			
004 Research	275,460,965	3,999,900 (v) 46,715,000	326,175,865
150 Assistance to I.C.A.R.	-	23,000,000	23,000,000
277 Education	431,400,000	54,100,000	485,500,000
796 Tribal Area Sub-Plan	12,811,000	8,166,000	20,977,000
		<i>3,999,900</i>	
Total-01	719,671,965	131,981,000	855,652,865
<b>03 Animal Husbandry-</b>			
004 Research	12,800,000	16,200,000	29,000,000
150 Assistance to I.C.A.R.	-	1,800,000	1,800,000
277 Education	53,300,000	3,100,000	56,400,000
Total-03	66,100,000	21,100,000	87,200,000
<b>04 Dairy Development-</b>			
277 Education	15,535,000	1,290,000	16,825,000
Total-04	15,535,000	1,290,000	16,825,000
<b>05 Fisheries-</b>			
004 Research	9,515,299	290,000	9,805,299
277 Education	6,000,000	660,000	6,660,000
Total-05	15,515,299	950,000	16,465,299
<b>80 General-</b>			
013 Statistics	3,574,895	-	3,574,895
Total-80	3,574,895	-	3,574,895
		<i>3,999,900</i>	
<b>Total</b>	<b>820,397,159</b>	<b>155,321,000</b>	<b>979,718,059</b>

(v) Includes Rs.3,999,900 (Charged) spent out of an advance from the Contingency Fund during 1999-2000 and recouped to the fund during the year 2000-2001.

**STATEMENT NO.12-(contd.)**  
**(Figures in italics represent charged expenditure)**

Heads 1	Actuals for 2000-2001		
	Non-Plan 2	Plan 3	Total 4
	Rs.	Rs.	Rs.
<b>EXPENDITURE HEADS (Revenue Account)-(contd.)</b>			
<b>C- ECONOMIC SERVICES-(contd.)</b>			
<b>(a) Agriculture and Allied Activities-(concl.)</b>			
<b>2425 Co-operation-</b>			
001 Direction and Administration	117,632,526	8,621,069	126,253,595
003 Training	-	668,850	668,850
101 Audit of Co-operatives	167,371,552	2,452,189	169,823,741
107 Assistance to Credit Co-operatives	-	11,297,550	11,297,550
108 Assistance to Other Co-operatives	10,181,169	51,993,875	62,175,044
109 Agriculture Credit stabilisation Fund	-	18,000,000	18,000,000
792 Irrecoverable Loans written-off	-	-	-
793 Special Central Assistance for Scheduled Castes Component Plan	23,734,896	-	23,734,896
794 Special Central Assistance for Tribal Sub-Plan	5,745,011	-	5,745,011
796 Tribal Area Sub-Plan	-	39,948,892	39,948,892
800 Other expenditure	-	-	-
Total	324,665,154	132,982,425	457,647,579
<b>2435 Other Agricultural Programmes-</b>			
<b>01 Marketing and Quality Control-</b>			
101 Marketing Facilities	9,413,287	450,000	9,863,287
102 Grading and quality control facilities	2,421,855	-	2,421,855
Total-01	11,835,142	450,000	12,285,142
Total	11,835,142	450,000	12,285,142
<b>Total-(a)- Agriculture and Allied Activities</b>	<i>1,476,717</i> 4,804,157,195	<i>4,001,900</i> 2,276,643,850	7,086,279,662
<b>(b) Rural Development-</b>			
<b>2501 Special Programmes for Rural Development-</b>			
<b>01 Integrated Rural Development Programme-</b>			
001 Direction and Administration	175,790,537	32,384,700	208,175,237
003 Training	500,000	3,000,000	3,500,000
101 Subsidy to District Rural Development Agencies	-	39,982,546	39,982,546
796 Tribal Areas Sub-Plan	4,000,000	502,149,792	506,149,792
800 Other expenditure	29,400,000	1,083,917,000	1,113,317,000
Total-01	209,690,537	1,661,434,038	1,871,124,575

**STATEMENT NO.12-(contd.)**  
(Figures in italics represent charged expenditure)

Heads 1	Actuals for 2000-2001		
	Non-Plan 2	Plan 3	Total 4
	Rs.	Rs.	Rs.
<b>EXPENDITURE HEADS (Revenue Account)-(contd.)</b>			
<b>C- ECONOMIC SERVICES-(contd.)</b>			
<b>(b) Rural Development-(contd.)</b>			
<b>2501 Special Programmes for Rural Development-(concl.)</b>			
<b>02 Drought Prone Areas Development Programme-</b>			
796 Tribal Area Sub-plan	-	32,615,000	32,615,000
800 Other expenditure	-	-	-
Total-02	-	32,615,000	32,615,000
<b>03 Desert Development Programme-</b>			
800 Other expenditure	-	115,124,000	115,124,000
Total-03	-	115,124,000	115,124,000
Total	209,690,537	1,809,173,038	2,018,863,575
<b>2505 Rural Employment-</b>			
<b>01 National Programmes-</b>			
702 Jawahar Rojgar Yojana	-	155,606,400	155,606,400
796 Tribal Area Sub-Plan	-	139,497,600	139,497,600
800 Other expenditure	-	-	-
Total-01	-	295,104,000	295,104,000
<b>60 Other Programmes-</b>			
703 Special Employment Programmes	-	43,942,000	43,942,000
800 Other expenditure	-	133,933,000 (w)	133,933,000
Total-60	-	177,875,000	177,875,000
Total	-	472,979,000	472,979,000
<b>2515 Other Rural Development Programmes-</b>			
003 Training	5,660,879	-	5,660,879
101 Panchayati Raj	1,723,833,628	29,175,000	1,753,008,628
102 Community Development	18,492,080	1,789,239,894	1,807,731,974
796 Tribal Area Sub-Plan	25,335,000	243,095,000	268,430,000
800 Other expenditure	343,366,186	937,297,727	1,280,663,913
Total	2,116,687,773	2,998,807,621	5,115,495,394
<b>Total-(b)-Rural Development</b>	2,326,378,310	5,280,959,659	7,607,337,969

(w) Excludes Rs. 59,500,000 spent out of an advance from the Contingency Fund during 2000-2001 but not recouped to the fund till the close of the year.



**STATEMENT NO.12-(contd.)**  
**(Figures in italics represent charged expenditure)**

Heads	Actuals for 2000-2001		
	Non-Plan 2	Plan 3	Total 4
	Rs.	Rs.	Rs.
<b>EXPENDITURE HEADS (Revenue Account)-(contd.)</b>			
<b>C- ECONOMIC SERVICES-(contd.)</b>			
<b>(c) Special Areas Programmes-</b>			
<b>2575 Other Special Area Programmes-</b>			
<b>01 Dangs District-</b>			
Land Revenue	1,094,681	-	1,094,681
District Administration	30,149,618	178,166	30,327,784
Police	7,434,233	-	7,434,233
Public Works	51,835,599	-	51,835,599
Pension and other Retirement Benefits	22,422	-	22,422
Miscellaneous General Services	1,715,311	-	1,715,311
General Education	22,948,538	656,553	23,605,091
Art and Culture	928,873	-	928,873
Medical	11,102,134	-	11,102,134
Water Supply and Sanitation	2,339,186	-	2,339,186
Welfare of Scheduled Castes, Scheduled Tribes and Other Backward Classes	2,202,175	-	2,202,175
Agriculture	4,675,000	1,682,357	6,357,357
Forests	71,365,430	14,504,596	85,870,026
Medical and Public Health	776,408	-	776,408
Social Security and Welfare	5,980,126	2,745,922	8,726,048
Crop Husbandry	211,509	-	211,509
Soil and Water Conservation	3,300,000	700,000	4,000,000
Foods storage and Warehousing	604,835	-	604,835
Agriculture Research and Education	1,775,000	-	1,775,000
Other Rural Development Programmes	1,760,000	-	1,760,000
Road Works	-	1,250,000	1,250,000
Minor Irrigation Works	-	17,087,000	17,087,000
Industries	75,000	-	75,000
Other expenditure	1,334,005	-	1,334,005
Special Central Assistance for Tribal Sub-Plan	14,000,000	-	14,000,000
Animal Husbandry	3,803,500	-	3,803,500
	<b>Total-01</b>	<b>38,804,594</b>	<b>280,238,177</b>
	<b>Total</b>	<b>38,804,594</b>	<b>280,238,177</b>
<b>Total-(c)-Special Areas Programmes</b>	<b>241,433,583</b>	<b>38,804,594</b>	<b>280,238,177</b>

STATEMENT NO.12-(contd.)  
(Figures in italics represent charged expenditure)

Heads 1	Actuals for 2000-2001		
	Non-Plan 2	Plan 3	Total 4
	Rs.	Rs.	Rs.
<b>EXPENDITURE HEADS (Revenue Account)-(contd.)</b>			
<b>C- ECONOMIC SERVICES-(contd.)</b>			
<b>(d) Irrigation and Flood Control-</b>			
<b>2701 Major and Medium Irrigation-</b>			
<b>01 Major Irrigation-Commercial-</b>			
Ukai Project-			
Other expenditure	98,365,299	-	98,365,299
Sabarmati Project-			
Other expenditure	40,704,140	-	40,704,140
Panam Project-			
Other expenditure	32,667,097	-	32,667,097
Damanganga Project-			
Other expenditure	32,770,780	-	32,770,780
Kakarapar Project-			
Other expenditure	74,480,566	10,723,346	85,203,912
Banas Valley Project-			
Other expenditure	24,937,713	-	24,937,713
Mahi Right Bank Canal Stage-I			
Other expenditure	81,879,664	5,093,057	86,972,721
Kadana Project-			
Other expenditure	42,432,661	-	42,432,661
Hathmati Reservoir Project-			
Other expenditure	21,159,423	501,450	21,660,873
Shetrunji Irrigation Project-			
Other expenditure	11,194,950	525,404	11,766,036
Salinity Ingress Prevention Schemes-			
Other expenditure	7,017,920	-	7,017,920
Watrak Irrigation Scheme-			
Other expenditure	6,743,440	-	6,743,440
Sukhi Irrigation Scheme-			
Other expenditure	17,047,867	-	17,047,867
Karjan Irrigation Scheme-			
Other expenditure	6,487,949	-	6,487,949
Fatehwadi Irrigation Scheme-			
Other expenditure	20,871,571	-	20,871,571
		45,682	
Total-01	518,761,040	16,843,257	535,649,979

**STATEMENT NO.12-(contd.)**  
(Figures in italics represents charged expenditure)

Head	Actuals for 2000-2001		
	Non-Plan 2	Plan 3	Total 4
†	Rs.	Rs.	Rs.
<b>EXPENDITURE HEADS (Revenue Account)-(contd)</b>			
<b>C-ECONOMIC SERVICES-(contd.)</b>			
<b>(d) Irrigation and Flood Control-(contd.)</b>			
<b>2701 Major and Medium Irrigation-(concl.)</b>			
<b>03 Medium Irrigation- Commercial,</b>			
	<i>222,740</i> (x)	<i>18,942</i>	
800 Other expenditure	167,809,322	29,152,310	197,203,314
	<i>222,740</i>	<i>18,942</i>	
Total-03	167,809,322	29,152,310	197,203,314
<b>80 General-</b>			
001 Direction and Administration	742,991,308	883,357	743,874,665
		<i>60,651</i>	
004 Research	602,135	23,573,402	24,236,188
005 Survey and Investigation	-	8,323,784	8,323,784
052 Machinery and Equipment	234,267,696	3,685,729	237,953,425
799 Suspense	12,921,487	-	12,921,487
800 Other expenditure	15,529,847,275	-	15,529,847,275
		<i>60,651</i>	
Total-80	16,520,629,901	36,466,272	16,557,156,824
	<i>268,422</i>	<i>79,593</i>	
Total	17,207,200,263	82,461,839	17,290,010,117
<b>2702 Minor Irrigation-</b>			
<b>01 Surface Water-</b>			
101 Water Tanks	38,409,629	104,667,657	143,077,286
		<i>358,400</i>	
103 Diversion Schemes	32,425,474	173,206,220	205,990,094
104 Ayacut Development	4,968,424	-	4,968,424
794 Special Central Assistance for Tribal Sub-Plan	84,489,230	-	84,489,230
800 Other Expenditure	-	9,703,990	9,703,990
		<i>358,400</i>	
Total-01	160,292,757	287,577,867	448,229,024

(x) Includes Rs.10,593 (Charged) spent out of an advance from the Contingency Fund during 1999-2000 and recouped to the fund during the year 2000-2001.

**STATEMENT NO.12-(contd.)**  
(Figures in italics represents charged expenditure)

Head	Actuals for 2000-2001		
	Non-Plan 2	Plan 3	Total 4
	Rs.	Rs.	Rs.
<b>EXPENDITURE HEADS (Revenue Account)-(contd.)</b>			
<b>C-ECONOMIC SERVICES-(contd.)</b>			
<b>(d) Irrigation and Flood Control-(contd.)</b>			
<b>2702 Minor Irrigation-(concl.)</b>			
<b>02 Ground Water-</b>			
005 Investigation	-	12,000	12,000
103 Tube Wells	448,631,865	134,288,000	582,919,865
800 Other expenditure	-	39,025,000	39,025,000
Total-02	448,631,865	173,325,000	621,956,865
<b>80 General-</b>			
001 Direction and Administration	39,269,695	187,178,732	226,448,427
052 Machinery and Equipment	-	8,206,489	8,206,489
		833,700	
796 Tribal Area Sub-Plan	-	644,049,233	644,882,933
800 Other expenditure	-	9,163,181	9,163,181
Total-80	39,269,695	848,597,635	888,701,030
		1,192,100	
Total	648,194,317	1,309,500,502	1,958,886,919
<b>2705 Command Area Development-</b>			
701 Area Development Commissioner Ahmedabad	82,784 24,676,887	24,594,105	49,353,776
703 Area Development Commissioner Rajkot	9,768,612	9,768,913	19,537,525
704 Area Development Commissioner Surat	10,150,067	10,169,258	20,319,325
705 Secretary, Command Area Development Authority	2,795,967	32,110,979	34,906,946
800 Other Expenditure	-	3,157,000	3,157,000
	82,784		
<b>Total-Area Development</b>	47,391,533	79,800,255	127,274,572
796 Tribal Areas Sub-Plan	11,443,246	27,592,870	39,036,116
	82,784		
Total	58,834,779	107,393,125	166,310,688

**STATEMENT NO.12-(contd.)**  
(Figures in italics represents charged expenditure)

Head 1	Actuals for 2000-2001		
	Non-Plan 2	Plan 3	Total 4
	Rs.	Rs.	Rs.
<b>EXPENDITURE HEADS (Revenue Account)-(contd.)</b>			
<b>C-ECONOMIC SERVICES-(contd.)</b>			
<b>(d) Irrigation and Flood Control-(concl.)</b>			
<b>2711 Flood Control and Drainage-</b>			
<b>01 Flood Control-</b>			
001 Direction and Administration	7,783,639	74,911	7,858,550
052 Machinery and Equipment	-	2,575,336	2,575,336
		310,486	
103 Civil Works	10,961,119	22,771,247	34,042,852
		310,486	
Total-01	18,744,758	25,421,494	44,476,738
		37,500	
<b>03 Drainage-</b>			
103 Civil Works	20,418,828	8,248,955	28,705,283
		37,500	
Total-03	20,418,828	8,248,955	28,705,283
		347,986	
Total	39,163,586	33,670,449	73,182,021
	351,206	1,619,679	
<b>Total-(d)-Irrigation and Flood Control</b>	17,953,392,945	1,533,025,915	19,488,389,745
<b>(e) Energy-</b>			
<b>2801 Power-</b>			
<b>06 Rural Electrification-</b>			
796 Tribal Area Sub-Plan	5,430,684	504,553,578	509,984,262
800 Other expenditure	3,807,447	3,654,179	7,461,626
Total-06	9,238,131	508,207,757	517,445,888
<b>80 General-</b>			
101 Assistance to Electricity Board	34,772,304,434 (y)	-	34,772,304,434
		9,170,000	
800 Other expenditure	- (z)	168,666,814	177,836,814
		9,170,000	
Total-80	34,772,304,434	168,666,814	34,950,141,248
		9,170,000	
Total	34,781,542,565	676,874,571	35,467,587,136

(y)(i) Excludes Rs.2,865,000 spent out an advance from the Contingency Fund during 2000-2001 but not recouped to the fund till the close of the year.

(y)(ii) Includes Rs.10,648,000 spent out an advance from the Contingency Fund during 1999- 2000 and recouped to the fund during the year 2000-2001.

(z) Excludes Rs.548,150,000 spent out an advance from the Contingency Fund during 2000-2001 but not recouped to the fund till the close of the year.

**STATEMENT NO.12-(contd.)**  
(Figures in italics represents charged expenditure)

1	Actuals for 2000-2001		
	Non-Plan 2	Plan 3	Total 4
<b>EXPENDITURE HEADS (Revenue Account)-(contd.)</b>	Rs.	Rs.	Rs.
<b>C-ECONOMIC SERVICES-(contd.)</b>			
<b>(e) Energy-contd.</b>			
<b>2810 Non-conventional Sources of Energy-</b>			
<b>01 Bio Energy-</b>			
101 National Programme for Biogas Development	-	6,250,000	6,250,000
796 Tribal Area Sub-Plan	-	2,700,000	2,700,000
Total-01	-	8,950,000	8,950,000
Total	-	8,950,000	8,950,000
<b>Total-(e)-Energy</b>	34,781,542,565	685,824,571	35,476,537,136
<b>(f) Industries and Minerals-</b>			
<b>2851 Village and Small Industries-</b>			
001 Direction and Administration	26,604,033	1,271,064	27,875,097
004 Research and development	-	-	-
102 Small Scale Industries	2,636,364	587,436,738	590,073,102
103 Handloom Industries	7,865,041	12,806,250	20,671,291
104 Handicraft Industries	4,889,520	15,486,591	20,376,111
105 Khadi and Village Industries	10,986,000	124,000,000	134,986,000
106 Coir Industries	268,776		
106 Coir Industries	1,264,252	400,000	1,933,028
108 Powerloom Industries	1,694,218	-	1,694,218
111 Employment Scheme for Unemployed Educated Youths	10,000,000	-	10,000,000
200 Other Village Industries	18,102,495	23,384,365	41,486,860
793 Special Central Assistance for Scheduled Castes Component Plan	11,563,351	-	11,563,351
794 Special Central Assistance for Tribal Sub-Plan	30,196,542	-	30,196,542
796 Tribal Area Sub-Plan	10,670,122	146,123,669	156,793,791
800 Other expenditure	14,575,938	613,062,350	627,638,288
Total	151,047,876	1,523,971,027	1,675,287,679-

**STATEMENT NO.12-(contd.)**  
**(Figures in italics represents charged expenditure)**

Head 1	Actuals for 2000-2001		
	Non-Plan 2	Plan 3	Total 4
	Rs.	Rs.	Rs.
<b>EXPENDITURE HEADS (Revenue Account)-(contd.)</b>			
<b>C-ECONOMIC SERVICES-(contd.)</b>			
<b>(f) Industries and Minerals-(contd.)</b>			
<b>2852 Industries-</b>			
<b>04 Petrochemical Industry-</b>			
001 Direction and Administration	-	1,000,000	1,000,000
Total-04	-	1,000,000	1,000,000
<b>07 Telecommunication and Electronic Industries-</b>			
202 Electronics	-	167,474,051	167,474,051
800 Other expenditure	-	-	-
Total-07	-	167,474,051	167,474,051
<b>80 General-</b>			
001 Direction and Administration	50,728,945	9,997,716	60,726,661
003 Industrial Education-Research and Training	6,026,040	129,250,323	135,276,363
793 Special Central assistance for Scheduled Castes Component Plan	1,172,000	-	1,172,000
794 Special Central Assistance for Tribal Sub-Plan	644,000	-	644,000
796 Tribal Area Sub-Plan	-	3,952,616	3,952,616
800 Other expenditure	3,984,106	902,984 639,174,286	644,061,376
Total-80	62,555,091	902,984 782,374,941	845,833,016
Total	62,555,091	902,984 950,848,992	1,014,307,067

**STATEMENT NO.12-(contd.)**  
**(Figures in italics represents charged expenditure)**

Head 1	Actuals for 2000-2001		Total 4
	Non-Plan 2	Plan 3	
	Rs.	Rs.	Rs.
<b>EXPENDITURE HEADS (Revenue Account)-(contd.)</b>			
<b>C-ECONOMIC SERVICES-(contd.)</b>			
<b>(f) Industries and Minerals-(concl.)</b>			
<b>2853 Non-Ferrous Mining and Metallurgical</b>			
<b>Industries-</b>			
<b>02 Regulation and Development of Mines-</b>			
001 Direction and Administration	67,161,751	6,493,085	73,654,836
003 Training	-	42,500	42,500
101 Survey and Mapping	-	15,740,000	15,740,000
102 Mineral Exploration	5,691,858	739,612	6,431,470
800 Other expenditure	69,996,446	-	69,996,446
Total-02	142,850,055	23,015,197	165,865,252
Total	142,850,055	23,015,197	165,865,252
<b>2875 Other Industries-</b>			
<b>60 Other Industries-</b>			
190 Assistance to Public Sector and Other Undertakings	363,810	-	363,810
Total-60	363,810	-	363,810
Total	363,810	-	363,810
	268,776	902,984	
<b>Total- (f)- Industries and Minerals</b>	356,816,832	2,497,835,216	2,855,823,808
<b>3051 Ports and Lighthouse-</b>			
<b>80 General-</b>			
190 Assistance to Public Sector and other undertakings	-	-	-
Total-80	-	-	-
Total	-	-	-



**STATEMENT NO.12-(contd.)**  
**(Figures in italics represents charged expenditure)**

Head I	Actuals for 2000-2001		
	Non-Plan 2	Plan 3	Total 4
	Rs.	Rs.	Rs.
<b>EXPENDITURE HEADS (Revenue Account)-(contd.)</b>			
<b>C-ECONOMIC SERVICES-(contd.)</b>			
<b>(g) Transport-</b>			
<b>3053 Civil Aviation-</b>			
<b>80 General-</b>			
003 Training and Education	780,000	-	780,000
Total-80	780,000	-	780,000
Total	780,000	-	780,000
<b>3054 Roads and Bridges-</b>			
<b>02 Strategic Border Roads-</b>			
337 Road Works	-	-	-
Total-02	-	-	-
<b>04 District and Other Roads-</b>			
337 Road Works	<i>774,800</i>	<i>1,800,100</i>	
796 Tribal Area Sub-Plan	-	1,380,716,010	1,383,290,910
	-	540,069,827	540,069,827
800 Other expenditure	6,376,203	21,950,100	28,326,303
Total-04	<i>774,800</i> 6,376,203	<i>1,800,100</i> 1,942,735,937	1,951,687,040

**STATEMENT NO.12-(contd.)**  
(Figures in italics represents charged expenditure)

Head 1	Actuals for 2000-2001		
	Non-Plan 2	Plan 3	Total 4
	Rs.	Rs.	Rs.
<b>EXPENDITURE HEADS (Revenue Account)-(contd.)</b>			
<b>C-ECONOMIC SERVICES-(contd.)</b>			
<b>(g) Transport-(concl.)</b>			
<b>3054 Roads and Bridges-(concl.)</b>			
<b>80 General-</b>			
001 Direction and Administration	862,395,029	-	862,395,029
052 Machinery and Equipment	16,298,229	-	16,298,229
107 Railway Safety Works	3,217,316	-	3,217,316
796 Tribal Area Sub-Plan	29,932,000	1,200,000	31,132,000
797 Transfer to/from Reserve Funds and Deposit Accounts(A)	233,600,000	-	233,600,000
799 Suspense(B)	(20,903,881)	-	(20,903,881)
	986,706	-	
800 Other expenditure	2,439,005,939	-	2,439,992,645
	986,706	-	
	3,563,544,632	1,200,000	3,565,731,338
Total-80	<i>1,761,506</i>	<i>1,800,100</i>	
Total	3,569,920,835	1,943,935,937	5,517,418,378
<b>3055 Road Transport-</b>			
190 Assistance to Public Sector and Other Undertakings	534,929,000	-	534,929,000
800 Other expenditure	527,500 (C)	-	
	16,687,943	-	17,215,443
	527,500	-	
Total	551,616,943	-	552,144,443
	2,289,006	1,800,100	
	4,122,317,778	1,943,935,937	6,070,342,821
<b>Total-(g)-Transport</b>			
<b>(h) Communications-</b>			
<b>3275 Other Communication Services-</b>			
102 Monitoring Services	96,274	-	96,274
Total	96,274	-	96,274
<b>Total-(h)-Communications</b>			
	96,274	-	96,274

(A) Subventions from Central Road Fund-See Note No. 12 under Grant No. 86 of Appropriation Accounts 2000-2001.

(B) See Note No.13 under Grant No.86 of Appropriation Accounts 2000-2001.

(C) Excludes Rs.3,580,917 spent out an advance from the Contingency Fund during 2000-2001 but not recouped to the fund till the close of the year.

**STATEMENT NO.12-(contd.)**  
**(Figures in italics represents charged expenditure)**

Head	Actuals for 2000-2001		
	Non-Plan 2	Plan 3	Total 4
	Rs.	Rs.	Rs.
<b>EXPENDITURE HEADS (Revenue Account)-(contd.)</b>			
<b>C-ECONOMIC SERVICES-(contd.)</b>			
<b>(i) Science Technology and Environment-</b>			
<b>3425 Other Scientific Research-</b>			
<b>60 Others-</b>			
001 Direction and Administration	-	418,000	418,000
151 Assistance to Council of Scientific and Industrial Research	-	27,141,000	27,141,000
200 Assistance to Other Scientific Bodies	2,672,000	-	2,672,000
Total-60	2,672,000	27,559,000	30,231,000
Total	2,672,000	27,559,000	30,231,000
<b>3435 Ecology and Environment-</b>			
<b>03 Environmental Research and Ecological Regeneration-</b>			
003 Environmental Education / Training / Extension	-	9,500,000	9,500,000
103 Research and Ecological Regeneration	-	2,500,000	2,500,000
Total-03	-	12,000,000	12,000,000
Total	-	12,000,000	12,000,000
<b>Total-(i)-Science,Technology and Environment</b>			
	2,672,000	39,559,000	42,231,000
<b>(j) General Economic Services-</b>			
<b>3451 Secretariat-Economic Services-</b>			
090 Secretariat	200,842,491	15,947,308	216,789,799
101 Planning Commission-Planning Board	2,727,684	-	2,727,684
102 District Planning Machinery	31,122,834	-	31,122,834
796 Tribal Area Sub-Plan	5,953,235	99,955	6,053,190
800 Other expenditure	-	11,084,751	11,084,751
Total	240,646,244	27,132,014	267,778,258
<b>3452 Tourism-</b>			
<b>01 Tourist Infrastructure-</b>			
101 Tourist Centre	-	13,500,000	13,500,000
103 Tourist Transport Service	-	10,500,000	10,500,000
190 Assistance to Public Sector and Other Undertakings	-	121,000,000	121,000,000
800 Other expenditure	3,043,500	-	3,043,500
Total-01	3,043,500	145,000,000	148,043,500

**STATEMENT NO.12-(contd.)**  
(Figures in italics represents charged expenditure)

Head 1	Actuals for 2000-2001			Total 4
	Non-Plan 2	Plan 3		
	Rs.	Rs.		Rs.
<b>EXPENDITURE HEADS (Revenue Account)-(contd.)</b>				
<b>C-ECONOMIC SERVICES-(contd.)</b>				
<b>(j) General Economic Services-(contd.)</b>				
<b>3452 Tourism-(concl.)</b>				
<b>80 General-</b>				
001 Direction and Administration	2,701,696	-		2,701,696
800 Other expenditure	1,284,432	41,505,403		42,789,835
Total-80	3,986,128	41,505,403		45,491,531
Total	7,029,628	186,505,403		193,535,031
<b>3453 Foreign Trade and Export Promotion-</b>				
107 Export Subsidy	-	61,751		61,751
Total	-	61,751		61,751
<b>3454 Census Surveys and Statistics-</b>				
<b>01 Census-</b>				
800 Other expenditure	290,292,296	-		290,292,296
Total-01	290,292,296	-		290,292,296
<b>02 Surveys and Statistics-</b>				
001 Direction and Administration	34,583,329	-		34,583,329
110 Gazetter and Statistical Memories	3,711,617	-		3,711,617
205 State Statistical Agency	26,777,100	2,010,867		28,787,967
800 Other expenditure	1,009,264	435,959		1,445,223
Total-02	66,081,310	2,446,826		68,528,136
Total	356,373,606	2,446,826		358,820,432
<b>3456 Civil Supplies-</b>				
001 Direction and Administration	73,581	-		73,581
190 Assistance to Public Sector and Other Undertakings	61,186,794	9,643,761		70,904,136
796 Tribal Area Sub-Plan	1,303,012,858	-		1,303,012,858
800 Other expenditure	-	15,583,000		15,583,000
Total	73,581	157,800		157,800
Total	1,364,199,652	25,384,561		1,389,657,794

**STATEMENT NO.12-(contd.)**  
**(Figures in italics represents charged expenditure)**

Head 1	Actuals for 2000-2001		
	Non-Plan 2	Plan 3	Total 4
	Rs.	Rs.	Rs.
<b>EXPENDITURE HEADS (Revenue Account)-(concl.)</b>			
<b>C-ECONOMIC SERVICES-(concl.)</b>			
<b>(j) General Economic Services-(concl.)</b>			
<b>3475 Other General Economic Services-</b>			
106 Regulation of Weights and Measures	40,035,990	8,060,565	48,096,555
108 Urban Oriented Employment Programmes	99,047,000	979,893	100,026,893
109 Nehru Rojgar Yojana	-	-	-
200 Regulation of other Business Undertakings Undertakings	10,868,620	-	10,868,620
201 Land Ceilings(Other than agricultural Land)	14,499,006	428,682	14,927,688
796 Tribal Area Sub-Plan	1,589,758	1,996,613	3,586,371
797 Transfer to / from Reserve Funds and Deposit Accounts(D)	(89,248,572)	-	(89,248,572)
800 Other expenditure	89,248,572	798,840	90,047,412
<b>Total</b>	<b>166,040,374</b>	<b>12,264,593</b>	<b>178,304,967</b>
	<i>73,581</i>		
<b>Total-(j)- General Economic Services</b>	<b>2,134,289,504</b>	<b>253,795,148</b>	<b>2,388,158,233</b>
	<i>4,459,286</i>	<i>17,494,663</i>	
<b>TOTAL-C-ECONOMIC SERVICES</b>	<b>66,723,096,986</b>	<b>14,550,383,890</b>	<b>81,295,434,825</b>
<b>D-GRANTS- IN-AID AND CONTRIBUTIONS-</b>			
<b>3604 Compensation and Assignments to Local Bodies and Panchayati Raj Institutions-</b>			
101 Land Revenue	122,208,073	-	122,208,073
106 Taxes on Vehicles and Assignments	<i>103,000</i>	-	103,000
200 Other Miscellaneous Compensations and Assignments	371,670,939	-	371,670,939
797 Transfer to/from Reserve Funds and Deposit Accounts (E )	2,377,188	-	2,377,188
	<i>103,000</i>		
<b>Total</b>	<b>496,256,200</b>	<b>-</b>	<b>496,359,200</b>
	<i>103,000</i>		
<b>TOTAL-D-GRANTS-IN-AID AND CONTRIBUTIONS</b>	<b>496,256,200</b>	<b>-</b>	<b>496,359,200</b>
	<i>31,996,960,505</i>	<i>125,087,389</i>	
<b>TOTAL-EXPENDITURE HEADS(Revenue Account)</b>	<b>158,399,495,142</b>	<b>29,886,669,712</b>	<b>220,408,212,748</b>

(D) General Insurance Fund. See Note No.4 under Grant No.18 of Appropriation Accounts 2000-2001.

(E) State Equilisation Fund. See Note No. 1 under Grant No.72 of Appropriation Accounts 2000-2001.

**STATEMENT NO.12-(contd.)**  
(Figures in italics represents charged expenditure)

Head 1	Actuals for 2000-2001		
	Non-Plan 2 Rs.	Plan 3 Rs.	Total 4 Rs.
<b>EXPENDITURE HEADS (Capital Account) (*)</b>			
<b>A-CAPITAL ACCOUNT OF GENERAL SERVICES-</b>			
4055 Capital Outlay on Police	12,449,000	5,087,500	17,536,500
4058 Capital Outlay on Stationery and Printing	-	608,901	608,901
4059 Capital Outlay on Public Works	4,976,472	9,303,471	
4075 Capital Outlay on Miscellaneous General Services		268,989,701	283,269,644
<b>TOTAL-A-CAPITAL ACCOUNT OF GENERAL SERVICES</b>	<b>68,131,934</b>	<b>30,000,000</b>	<b>98,131,934</b>
		<i>9,303,471</i>	
	<b>85,557,406</b>	<b>304,686,102</b>	<b>399,546,979</b>
<b>B-CAPITAL ACCOUNT OF SOCIAL SERVICES-</b>			
<b>(a) Capital Account of Education, Sports, Art and Culture</b>			
4202 Capital Outlay on Education Sports, Art and Culture	23,517,293	100,610,805	124,128,098
<b>Total-(a) -Education Sports Art &amp; culture Capital Account of Education, Sports, Art and Culture</b>	<b>23,517,293</b>	<b>100,610,805</b>	<b>124,128,098</b>
<b>(b) Capital Account on Health &amp; Family Welfare-</b>			
		<i>40,466</i>	
Capital Outlay on Medical and Public Health	-	251,626,995	251,667,461
4211 Capital Outlay on Family Welfare	4,077	-	4,077
<b>Total-(b)- Capital Account on Health and family Welfare</b>	<b>4,077</b>	<b>251,626,995</b>	<b>251,671,538</b>
<b>(c) Capital Account of Water supply, Sanitation, Housing and Urban Development-</b>			
4215 Capital Outlay on Water Supply and Sanitation	1,043,315,000	8,119,676,000	9,162,991,000
4216 Capital Outlay on Housing	17,095,298	668,986,601	686,081,899
		<i>5,000</i>	
4217 Capital Outlay on Urban Development		162,143,122	162,148,122
<b>Total-(c)-Capital Account of Water supply, Sanitation, Housing and Urban Development</b>	<b>1,060,410,298</b>	<b>8,950,805,723</b>	<b>10,011,221,021</b>

(\*) For details by minor heads, please see Statement No.13.

**STATEMENT NO.12-(contd.)**  
(Figures in italics represents charged expenditure)

Head 1	Actuals for 2000-2001		
	Non-Plan 2 Rs.	Plan 3 Rs.	Total 4 Rs.
<b>EXPENDITURE HEADS (Capital Account) (*)</b>			
<b>B-CAPITAL ACCOUNT OF SOCIAL SERVICES-(concl.)</b>			
<b>(d) Capital Account of Information and Broadcasting-</b>			
4220 Capital outlay on Information and Publicity	-	574,413	574,413
<b>Total-(d)- Information &amp; Broadcasting Capital Account of Information and Broadcasting-</b>	-	574,413	574,413
<b>(e) Capital Account of Welfare of Scheduled Castes, Scheduled Tribes and other Backward Classes-</b>			
4225 Capital Outlay on Welfare of Scheduled Castes, Scheduled Tribes and other Backward Classes	-	96,699,295	96,699,295
<b>Total-(e)- Welfare of Scheduled Castes,Scheduled Capital Outlay on Welfare of Scheduled Castes, Scheduled Tribes and other Backward Classes</b>	-	96,699,295	96,699,295
<b>(g)Capital Account of Social Welfare and Nutrition-</b>			
4235 Capital Outlay on Social Security and Welfare	59,370	4,629,126	4,688,996
<b>Total-(g)-Capital Account of Social Welfare and Nutrition</b>	59,370	4,629,126	4,688,996
<b>(h) Capital Account of Other Social Services-</b>			
4250 Capital Outlay on Other Social Services	83,000	11,241,479	11,324,479
<b>Total- (h) Capital Account of Other Social Services-</b>	83,000	11,241,479	11,324,479
<b>TOTAL-B-CAPITAL ACCOUNT OF SOCIAL SERVICES</b>	1,084,074,538	45,466 9,416,187,836	10,500,307,840
<b>C- CAPITAL ACCOUNT OF ECONOMIC SERVICES-</b>			
<b>(a) Capital Account of Agriculture and Allied Activities-</b>			
4401 Capital Outlay on Crop Husbandry	-	11,385,805	11,385,805
4402 Capital Outlay on Soil and Water Conservation	13,341,196 (F)	60,694,923	74,036,119
4403 Capital Outlay on Animal Husbandry	-	1,419,647	1,419,647
4404 Capital Outlay on Dairy Development	-	-	-
4405 Capital Outlay on Fisheries	-	2,859,426	2,859,426
4406 Capital Outlay on Forestry and Wildlife	68,296,136	1,866,912,784	1,935,208,920

(\*) For details by minor heads, please see Statement No.13.

(F) Includes Rs.2,000,000 spent out of an advance from the Contingency Fund during 1999-2000 and recouped to the fund during 2000-2001.

**STATEMENT NO.12-(contd.)**  
(Figures in italics represents charged expenditure)

Head 1	Actuals for 2000-2001		
	Non-Plan 2	Plan 3	Total 4
<b>EXPENDITURE HEADS(Capital Account)-(contd.) (*)</b>	Rs.	Rs.	Rs.
<b>C-CAPITAL ACCOUNT OF ECONOMIC SERVICES-(contd.)</b>			
<b>(a) Capital Account of Agriculture and Allied Activities-(concl.)</b>			
4408 Capital Outlay on Food Storage and Warehousing	10,220,303	(3,539,693)	6,680,610
4415 Capital Outlay on Agricultural Research and Education	-	(17,032,348)	(17,032,348)
4425 Capital Outlay on Co-operation			
4435 Capital Outlay on Other Agricultural Programmes	(29,000)	(9,147,710)	(9,176,710)
<b>Total-(a)- Capital Account of Agriculture and Allied Activities</b>	<b>91,828,635</b>	<b>1,913,552,834</b>	<b>2,005,381,469</b>
<b>(c) Capital Outlay on Special Areas Programme-</b>			
4575 Capital Outlay on Other Special Areas Programme	-	13,317,271	13,317,271
<b>Total-(c)- Capital Outlay on Special Areas</b>	<b>-</b>	<b>13,317,271</b>	<b>13,317,271</b>
<b>(d) Capital Outlay on Irrigation and Flood Control-</b>			
4701 Capital Outlay on Major and Medium Irrigation	-	32,467,367 (G) 9,669,132,943 5,422,320	9,701,600,310
4702 Capital Outlay on Minor Irrigation	-	1,675,571,286 563,138	1,680,993,606
4711 Capital Outlay on Flood Control Projects	-	134,472,845 (H)	135,035,983
<b>Total-(d)- Capital Outlay on Irrigation and Flood Control</b>	<b>-</b>	<b>38,452,825</b> <b>11,479,177,074</b>	<b>11,517,629,899</b>

(G)(i) Includes Rs.3,48,824 (Charged) spent out an advance from the Contingency Fund during 1999-2000 and recoped to the fund during the year.

(ii) Excludes Rs.228,500 (Charged) spent out of an advance from the Contingency Fund during 2000-2001 but not recouped to the fund till the close of the year.

(H) Excludes Rs.29,994,561 spent out of an advance from the Contingency Fund during 2000-2001 but not recouped to the fund till the close of the year.



**STATEMENT NO.12-(contd.)**  
(Figures in italics represents charged expenditure)

Head 1	Actuals for 2000-2001		
	Non-Plan 2	Plan 3	Total 4
	Rs.	Rs.	Rs.
<b>EXPENDITURE HEADS(Capital Account)-(contd.) (*)</b>			
<b>C-CAPITAL ACCOUNT OF ECONOMIC SERVICES-(contd.)</b>			
<b>(e) Capital Account of Energy-</b>			
4801 Capital Outlay on Power Projects	-	299,022,664	299,022,664
<b>Total-(e)- Capital Account of Energy</b>	-	299,022,664	299,022,664
<b>(f) Capital Account of Industries and Minerals-</b>			
4851 Capital Outlay on Village and Small Industries	-	23,184,800	23,184,800
4853 Capital Outlay on Non-Ferrous Minerals and Metallurgical Industries	-	-	-
4856 Capital Outlay on Petro-chemical Industries.	-	185,000,000	185,000,000
4860 Capital Outlay on Consumer Industries	-	78,430,000	78,430,000
4885 Other Capital Outlay on Industries and Minerals	6,664,000	930,688,644	937,352,644
<b>Total-(f)- Capital Account of Industries and Minerals</b>	6,664,000	1,217,303,444	1,223,967,444
<b>(g) Capital Account of Transport-</b>			
051 Capital Outlay on Ports and Light Houses	23,165,000	24,665,000	47,830,000
053 Capital Outlay on Civil Aviation	-	25,639,369	25,639,369
054 Capital Outlay on Roads & Bridges	-	3,182,419 (I)	-
055 Capital Outlay on Road Transport	40,812,234	3,453,799,618	3,497,794,271
	-	416,075,000	416,075,000
<b>Total- (g)- Capital Account of Transport</b>	63,977,234	3,920,178,987	3,987,338,640
<b>(h) Capital Account of Communication-</b>			
225 Capital Outlay on Telecommunication Services	-	-	-
<b>Total- (h)- Capital Account of Communication</b>	-	-	-

(I) Includes Rs. 14,916,631 Plan(Charged) spent out an advance from the Contingency Fund during 1999-2000 and recouped to the fund during the year 2000-2001.

(\*) For details by minor heads, please see Statement No.13.

**STATEMENT NO.12-(concl.)**  
(Figures in italics represents charged expenditure)

Head 1	Actuals for 2000-2001		Total 4
	Non-Plan 2	Plan 3	
	Rs.	Rs.	Rs.
<b>EXPENDITURE HEADS(Capital Account)-(concl.) (*)</b>			
<b>C-CAPITAL ACCOUNT OF ECONOMIC SERVICES-(concl.)</b>			
<b>(i) Capital Account of Science Technology and Environment-</b>			
5425 Capital Outlay on other Scientific and Environmental Reserch	-	84,486	84,486
<b>Total-(i)- Capital Account of Science Technology and Environment</b>	-	84,486	84,486
<b>(j) Capital Account of General Economic Services</b>			
5452 Capital Outlay On Tourism	-	-	-
5453 Capital Outlay on Foreign Trade and Export Promotion	-	(J)	-
5465 Investments in General Financial and Trading Institutions	-	-	-
5466 Investment in International Financial Institution	-	1,000,000	1,000,000
5475 Capital Outlay on Other General Economic Services	-	840,518	840,518
<b>Total-(j)- Capital Account of General Economic Services</b>	-	1,840,518	1,840,518
<b>TOTAL-C-CAPITAL ACCOUNT OF ECONOMIC SERVICES</b>	162,469,869	<i>41,635,244</i> 18,344,477,278	19,048,582,391
<b>TOTAL- EXPENDITURE HEADS (Capital Account)</b>	1,332,101,813	<i>50,984,181</i> 28,565,351,216	29,948,437,210
<b>GRAND TOTAL</b>	<i>31,996,960,505</i> 159,731,596,955	<i>176,071</i> 58,452,077,000	250,356,649,958

(\*) For details by minor heads, please see Statement No.13.

(J) Excludes Rs.10,000,000 spent of out an advacne from the Contingency Fund during 2000-2001 but not recouped to the fund till the close of the year.

**STATEMENT NO.13 --DETAILED STATEMENT OF CAPITAL EXPENDITURE DURING  
AND TO THE END OF 2000-2001**

Nature of Expenditure 1	Expenditure during 2000-2001			Expenditure to end of 2000-2001 5
	Non-Plan 2	Plan 3	Total 4	
	Rs.	Rs.	Rs.	Rs.
<b>EXPENDITURE HEADS(Capital Account)-</b>				
<b>-CAPITAL ACCOUNT OF GENERAL SERVICES-</b>				
<b>4055 Capital Outlay on Police-</b>				
211 Police Housing-				
Construction of Residential and non- Residential Building in Kutch and Banas- Kantha Districts	-	-	-	11,300,000
Construction of 762 quarters for S.R.P.F. Group-I at Godhra	-	-	-	5,526,415
Construction of constabulary quarters in Saijapur Bogha,Ahmedabad	-	-	-	5,304,960
Construction of 2500 constabulary quarters in Ahmedabad City	-	-	-	23,454,415
Construction of Residential quarters and Head Quarters at Ghanteshwar for S.R.P.F. GR.XII. at Rajkot	-	-	-	437,394
Purchase of Quarters for Police Housing 448 Tenaments at Surat	-	-	-	5,798,800
Purchase of 200 Quarters from G.H.B. for Police Housing at Surat	-	-	-	27,234,600
H,6/188 Purchase of 18 quarters from Gujarat Housing Board at Nadiad	-	-	-	1,795,884
Construction of Police Building Others works each costing Rs.1 crore and less	12,449,000	5,087,500	17,536,500	30,441,964 272,303,383
Total - 211	12,449,000	5,087,500	17,536,500	383,597,815
Total	12,449,000	5,087,500	17,536,500	383,597,815

## STATEMENT NO-13-(contd.)

Nature of Expenditure 1	Expenditure during 2000-2001			Expenditure to end of 2000-2001 5
	Non-Plan 2	Plan 3	Total 4	
	Rs.	Rs.	Rs.	
<b>EXPENDITURE HEADS(Capital Account)-(contd.)</b>				
<b>A-CAPITAL ACCOUNT OF GENERAL SERVICES-(contd.)</b>				
<b>4058 Capital Outlay on Stationery and Printing-</b>				
103 Government Presses- Buildings	-	608,901	608,901	19,444,721
Total	-	608,901	608,901	19,444,721
<b>4059 Capital Outlay on Public Works-</b>				
<b>01 Office Buildings-</b>				
052 Machinery and Equipment	-	-	-	(7,679,926)
<b>101 Construction-General Pool</b>				
Accommodation-				
Construction of Multistoreyed building at Bhadra,Ahmedabad for office accommodation				
	-	-	-	7,748,784
Construction of Multistoreyed building for judicial Complex at Old Grand Hotel on Mirzapur Road,Ahmedabad				
	-	-	-	43,051,428
Construction of Multistoreyed building for Sales Tax Bhavan at Lal Bungalow,Ahmedabad				
	-	-	-	9,014,887
Construction of office building for R.T.O. office at Ahmedabad				
	-	-	-	5,835,711
Construction of Multistoreyed building at Surat				
	-	-	-	10,368,924
Construction of the District Offices building at Bulsar				
	-	-	-	5,250,579
Construction of Multistoreyed building at Bulsar				
	-	-	-	26,150,595
Construction of Multistoreyed building at Rajkot				
	-	-	-	17,918,970
Construction of Multistoreyed building at Navsari				
	-	-	-	9,097,152
Construction of Multistoreyed building at Mehsana				
	-	-	-	1,037,923

Figure in bracket shows minus expenditure which is under investigation.

## STATEMENT NO-13-(contd.)

Nature of Expenditure  1	Expenditure during 2000-2001			Expenditure to end of 2000-2001
	Non-Plan 2	Plan 3	Total 4	5
	Rs.	Rs.	Rs.	Rs.
<b>EXPENDITURE HEADS(Capital Account)-(contd.)</b>				
<b>A-CAPITAL ACCOUNT OF GENERAL SERVICES-(contd.)</b>				
<b>4059 Capital Outlay on Public Works-(contd.)</b>				
<b>01 Office Buildings-(contd.)</b>				
<b>101 Construction-General Pool Accommodation-(concl.)</b>				
Construction of Police Bhavan at Gandhinagar	-	-	-	19,700,876
Construction of new building for High Court at Ahmedabad	-	-	-	178,637,467
Construction of Multistoreyed building at Bhavnagar	-	-	-	20,097,324
Construction of New court building at Amreli	-	-	-	40,000,797
Construction of office building, Training building, Hostel, Library and other building for Sardar Patel Institute of Public Administration, Ahmedabad	-	-	-	10,349,920
Construction of Sales Tax building at Baroda	-	697,126	697,126	35,886,920
Purchase of Ground Floor and first Floor of Vechanvera Bhavan at Baroda	-	-	-	7,512,792
Construction of Bachat Bhavan at Ahmedabad	-	-	-	14,049,119
Construction of Centre of Excellances at Government Polytechnic, Ahmedabad (World Bank)	-	-	-	2,253,767
Construction of Multistoreyed building at Nadiad	-	-	-	19,252,837
Construction of Multistoreyed building at Bharuch	-	-	-	14,830,364
Construction of new building for District Level Offices at Bharuch	-	-	-	15,841,639
Construction of additional two floors on Sales Tax Bhavan at Ahmedabad	-	-	-	1,621,500
Construction of Circuit House at Bharuch	-	-	-	14,157,008
Construction of Multistoreyed building at Bhuj	-	-	-	22,932,187
Other works each costing Rs.1 crore and less	4,976,472	235,026,961	240,003,433	1,885,753,221
<b>Total-101</b>	<b>4,976,472</b>	<b>235,724,087</b>	<b>240,700,559</b>	<b>2,438,352,691</b>

## STATEMENT NO-13-(contd.)

Nature of Expenditure 1	Expenditure during 2000-2001			Expenditure to end of 2000-2001 5
	Non-Plan 2	Plan 3	Total 4	
	Rs.	Rs.	Rs.	Rs.
<b>EXPENDITURE HEADS(Capital Account)-(contd.)</b>				
<b>A-CAPITAL ACCOUNT OF GENERAL SERVICES-(concl.)</b>				
<b>4059 Capital Outlay on Public Works-(concl.)</b>				
<b>01 Office Buildings-(concl.)</b>				
796 Tribal Area Sub-Plan	-	-	-	338,099,095
800 Other expenditure-				
Other works each costing	-	-	-	7,495,045
Rs.1 crore and less				
Total-01	4,976,472	235,724,087	240,700,559	2,776,266,905
<b>60 Other Buildings-</b>				
<b>051 Construction-</b>				
Construction of Gujarat Bhavan				
Annexe, New Delhi	-	-	-	17,168,370
Other works each costing	-	27,319,926	27,319,926	190,199,027
Rs.1 crore and less				
Total-051	-	27,319,926	27,319,926	207,367,397
796 Tribal Area Sub-Plan	-	15,249,159	15,249,159	84,094,916
800 Other expenditure-				
Other works each costing	-	-	-	(70,414)
Rs.1 crore and less				
Total-60	-	42,569,085	42,569,085	291,391,899
Total	4,976,472	278,293,172	283,269,644	3,067,658,804
<b>4075 Capital Outlay on Miscellaneous</b>				
<b>General Services-</b>				
190 Investment in Public Sector and				
Other Undertakings-				
Gujarat Informatics Limited	-	30,000,000	30,000,000	60,000,000
800 Other expenditure	68,131,934	-	68,131,934	68,131,934
Total	68,131,934	30,000,000	98,131,934	128,131,934
<b>TOTAL - A - CAPITAL ACCOUNT</b>	<b>85,557,406</b>	<b>313,989,573</b>	<b>399,546,979</b>	<b>3,598,833,274</b>
<b>OF GENERAL SERVICES</b>				

Figure in bracket shows minus expenditure which is under investigation.

## STATEMENT NO-15-(contd.)

Nature of Expenditure 1	Expenditure during 2000-2001			Expenditure to end of 2000-2001 5
	Non-Plan 2	Plan 3	Total 4	
	Rs.	Rs.	Rs.	Rs.
<b>EXPENDITURE HEADS(Capital Account)-(contd.)</b>				
<b>B-CAPITAL ACCOUNT OF SOCIAL SERVICES-</b>				
<b>(a) Capital Account of Education,Sports, Art and Culture-</b>				
<b>4202 Capital Outlay on Education,Sports, Art and Culture-</b>				
<b>01 General Education-</b>				
201 Elementary Education	19,607,169	-	19,607,169	119,326,972
202 Secondary Education	-	3,558,482	3,558,482	128,991,549
203 University and Higher Education	-	4,551,286	4,551,286	27,360,902
794 Special Central Assistance for Tribal Sub-Plan	2,919,356	-	2,919,356	6,170,762
796 Tribal Area Sub-Plan	598	18,697,465	18,698,063	79,163,610
Total-01	22,527,123	26,807,233	49,334,356	361,013,795
<b>02 Technical Education-</b>				
103 Technical Schools	-	1,878,360	1,878,360	131,780,065
104 Polytechnics	-	15,536,002	15,536,002	572,509,263
105 Engineering/Technical Colleges and Institutes	21,256	30,037,194	30,058,450	263,181,454
794 Special Central Assistance for Tribal Sub-Plan	-	813,173	813,173	12,856,297
796 Tribal Area Sub-Plan	967,606	18,769,758	19,737,364	52,883,655
Total-02	988,862	67,034,487	68,023,349	1,033,210,734

## STATEMENT NO-13-(contd.)

Nature of Expenditure 1	Expenditure during 2000-2001			Expenditure to end of 2000-2001
	Non-Plan	Plan	Total	5
	Rs.	Rs.	Rs.	Rs.
<b>EXPENDITURE HEADS(Capital Account)-(contd.)</b>				
<b>B-CAPITAL ACCOUNT OF SOCIAL SERVICES-(contd.)</b>				
<b>(a) Capital Account of Education,Sports,Art and Culture-(concl.)</b>				
<b>4202 Capital Account of Education,Sports,Art and Culture-(concl.)</b>				
<b>03 Sports and Youth Services-</b>				
<b>Sports Stadia-</b>				
800 Other Expenditure-				
Construction of Stadium at Surat	-	-	-	16,881,184
Other works each costing Rs. 1 crore and less	-	4,425,820	4,425,820	125,832,416
Total-800	-	4,425,820	4,425,820	142,713,600
Total-03	-	4,425,820	4,425,820	142,713,600
<b>04 Art and Culture-</b>				
104 Archieves	-	17,550	17,550	17,550
106 Museums	-	2,317,207	2,317,207	34,830,411
796 Tribal Area Sub-Plan	1,308	3,440	4,748	30,161,970
800 Other expenditure	-	5,068	5,068	27,417,123
Total-04	1,308	2,343,265	2,344,573	92,427,054
Total	23,517,293	100,610,805	124,128,098	1,629,365,183
<b>Total-(a)-Capital Account of Education,Sports, Art and Culture</b>				
	23,517,293	100,610,805	124,128,098	1,629,365,183
<b>(b) Capital Account of Health and Family Welfare-</b>				
<b>4210 Capital Outlay on Medical and Public Health-</b>				
<b>01 Urban Health Services-</b>				
104 Medical Stores Depot				
	-	-	-	1,402,079
110 Hospital and Dispensaries-				
Construction of a building for New Medical Collage and Hospital at Rajkot	-	4,216,444	4,216,444	340,208,094
Construction of a building for New Medical Collage and Hospital at Bhavnagar	-	60,081,365	60,081,365	152,000,468
Other works each costing Rs. 1 crore and less	-	124,017,480	124,017,480	600,810,084
800 Other expenditure	-	-	-	40,264
Total-01	-	188,315,289	188,315,289	1,094,460,989
<b>02 Rural Health Services-</b>				
101 Health Sub-Centres				
	-	-	-	193,528
103 Primary Health Centres	-	274,183	274,183	1,145,717
104 Community Health Centres	-	37,829,123	37,829,123	199,401,903
796 Tribal Area Sub-Plan	-	8,388,007	8,388,007	39,721,162
Total-02	-	46,491,313	46,491,313	240,462,310



## STATEMENT NO-13-(contd.)

Nature of Expenditure 1	Expenditure during 2000-2001			Expenditure to end of 2000-2001 5
	Non-Plan 2	Plan 3	Total 4	
	Rs.	Rs.	Rs.	Rs.
<b>EXPENDITURE HEADS(Capital Account)-(contd.)</b>				
<b>B-CAPITAL ACCOUNT OF SOCIAL SERVICES-(contd.)</b>				
<b>(b) Capital Account of Health and Family Welfare-(contd.)</b>				
<b>4210 Capital Outlay on Medical and Public Health-(contd.)</b>				
<b>03 Medical Education, Training and Research-</b>				
101 Ayurveda	-	8,143,200	8,143,200	61,235,560
105 Allopathy-				
Expansion of Jamanabai Hospital at Baroda	-	-	-	9,000,000
Construction of new Medical College at Surat	-	-	-	8,090,000
Construction of a building for increase of students in the medical college at Baroda	-	-	-	8,492,618
Construction of Ladies Hostel building at Baroda	-	-	-	198,387
Construction of a building for Government Dental College at Civil Hospital, Ahmedabad	-	-	-	6,672,940
Construction of new building for Pharmacy College at Rajkot	-	-	-	6,030,720
Other works each costing Rs.1 crore and less	-	1,033,523	1,033,523	108,767,952
Total-105	-	1,033,523	1,033,523	148,065,005
200 Other Systems- Other Systems of Medicine	-	-	-	1,250
Total-03	-	9,176,723	9,176,723	209,301,815
<b>04 Public Health-</b>				
101 Prevention and Control of Diseases	-	5,768,327	5,768,327	7,264,124
106 Manufacture of Sera/Vaccine	-	-	-	1,313,125
107 Public Health Laboratories- Construction of building for Vaccine Institute at Baroda	-	-	-	9,615,916
Other works each costing of Rs.1 crore and less	-	-	-	55,969,279
Total-107	-	-	-	65,585,195
200 Other Programmes	-	1,915,809	1,915,809	7,405,398
Total 01	-	7,684,136	7,684,136	81,567,842

152  
STATEMENT NO-13-(contd.)

Nature of Expenditure  1	Expenditure during 2000-2001			Expenditure to end of 2000-2001
	Non-Plan 2	Plan 3	Total 4	5
	Rs.	Rs.	Rs.	Rs.
<b>EXPENDITURE HEADS(Capital Account)-(contd.)</b>				
<b>B-CAPITAL ACCOUNT OF SOCIAL SERVICES-(contd.)</b>				
<b>(b) Capital Account of Health and Family Welfare-(concl.)</b>				
<b>4210 Capital Outlay on Medical and Public Health-(concl.)</b>				
<b>80 General-</b>				
796 Tribal Area Sub-Plan	-	-	-	25,383,232
Total-80	-	-	-	25,383,232
Total	-	251,667,461	251,667,461	1,651,176,188
<b>Capital Outlay on Family Welfare-</b>				
<b>Rural Family Welfare Services</b>				
-	-	-	-	1,644,092
-	-	-	-	133,914
-	-	-	-	37,587,273
800 Other expenditure	4,077	-	4,077	39,365,279
Total	4,077	-	4,077	39,365,279
Total-(b)-Capital Account of Health and Family Welfare	4,077	251,667,461	251,671,538	1,690,541,467
<b>(c) Capital Account of Water Supply, Sanitation, Housing and Urban Development-</b>				
<b>4215 Capital Outlay on Water Supply and Sanitation-</b>				
<b>01 Water Supply-</b>				
<b>101 Urban Water Supply-</b>				
Accelerated Urban Water Supply Scheme	32,501,000	-	32,501,000	52,501,000
Porbandar Water Supply Scheme	-	-	-	69,478,650
Kandla Water Supply Scheme	-	-	-	41,727,080
Urban Water Supply Scheme	-	-	-	58,128,000
Other works each costing Rs.1 crore and less	-	72,403,000	72,403,000	201,741,093
Total-101	32,501,000	72,403,000	1,04,904,000	423,575,823
<b>102 Rural Water Supply-</b>				
Accelerated rural water supply programme in Tribal and Backward Areas of the State	1,000,000,000	-	1,000,000,000	3,759,236,452
Rural piped water supply schemes in rural areas of Saurashtra	-	-	-	1,444,785,161
Water Supply Scheme for Border Area	10,814,000	-	10,814,000	96,244,000
Construction of rain water storage tanks in Urban and Rural Area	-	-	-	60,000,000
Recharging under the ground acquifiers	-	-	-	270,000,000
Canal lining	-	-	-	110,000,000
Narmada based Mahi Pipe Line Scheme	-	-	-	1,540,000,000

## STATEMENT NO-13-(contd.)

Nature of Expenditure	Expenditure during 2000-2001			Expenditure to end of 2000-2001
	Non-Plan	Plan	Total	
	1	2	3	4
	Rs.	Rs.	Rs.	Rs.
<b>EXPENDITURE HEADS(Capital Account)-(contd.)</b>				
<b>CAPITAL ACCOUNT OF SOCIAL SERVICES-(contd.)</b>				
→ Capital Account of Water Supply, Sanitation, Housing and Urban Development-(contd.)				
<b>15 Capital Outlay on Water Supply and Sanitation-(concl.)</b>				
<b>01 Water Supply-(concl.)</b>				
<b>102 Rural Water Supply-(concl.)</b>				
Installation of defloration Plants in fleride effected Villages	-	-	-	650,929,000
Rural Water Supply Scheme under proverty Alleviation Programme	-	-	-	90,000,000
Rehabilitation of Rural Water Supply Scher	-	-	-	700,000,000
Implementation of Water Supply Scheme for Saurashtra, Kutch, North Gujarat and Panchmahal based on Sardar Sarovar Can:	-	-	-	2,411,600,000
Other Rural Water Supply Scheme	-	-	-	2,494,325,638
Simple Wells Ordinary Programmes	-	-	-	12,771,473
Regional and Rural Water Supply Schemes	-	-	-	59,043,837
Rural Water Supply Schemes in Kharapeth area of Ahmedabad, Amreli, Bhavnagar, Kutch,	-	-	-	23,554,675
Broach and Banaskantha Districts	-	-	-	17,207,001
Village Water Supply Scheme	-	-	-	-
Other schemes each costing Rs.1 crore and less	-	7,687,273,000	7,687,273,000	10,499,013,339
<b>Total - 102</b>	<b>1,010,814,000</b>	<b>7,687,273,000</b>	<b>8,698,087,000</b>	<b>24,238,710,576</b>
<b>190 Investments in Public Sector and Other Undertakings</b>	-	-	-	20,000,000
<b>796 Tribal Ar Sub-Plan-</b>	-	-	-	-
Sardar Sarovar Canal in Tribal Area	-	200,000,000	200,000,000	580,000,000
Rural Water Supply Scheme	-	-	-	723,459,827
Government Rural Water Supply Scheme	-	160,000,000	160,000,000	593,800,000
Other schemes each costing Rs.1 crore and less	-	-	-	302,734,246
<b>Total -796</b>	-	<b>360,000,000</b>	<b>360,000,000</b>	<b>2,199,994,075</b>
<b>797 Transfer to/from Reserve Funds and Deposit Accounts</b>	-	-	-	(138,240)
<b>800 Other expenditure</b>	-	-	-	96,037,319
<b>Total - 01</b>	<b>1,043,315,000</b>	<b>8,119,676,000</b>	<b>9,162,991,000</b>	<b>26,978,179,553</b>
<b>Total</b>	<b>1,043,315,000</b>	<b>8,119,676,000</b>	<b>9,162,991,000</b>	<b>26,978,179,553</b>

## STATEMENT NO-13-(contd.)

Nature of Expenditure	Expenditure during 2000-2001			Expenditure to end of 2000-2001
	Non-Plan	Plan	Total	
1	2	3	4	5
	Rs.	Rs.	Rs.	Rs.
<b>EXPENDITURE HEADS(Capital Account)-(contd.)</b>				
<b>B-CAPITAL ACCOUNT OF SOCIAL SERVICES-(contd.)</b>				
<b>(c) Capital Account of Water Supply, Sanitation, Housing and Urban Development-(contd.)</b>				
<b>4216 Capital Outlay on Housing-</b>				
<b>01 Government Residential Buildings-</b>				
<b>106 General Pool Accommodation-</b>				
Construction of residential quarters for Class-I,II,III and IV Government Servants at Bulsar	-	-	-	9,652,14
Construction of category A-12,B-24,B-26, D-26,and E-2 quarters for Government Servants at Bhavnagar	-	18,905,631	18,905,631	30,500,530
Construction of residential quarters for Class-III Government Servants at Ahmedabad	-	-	-	14,104,14
Construction of Staff quarters for Category I,II,III at Morvi	-	-	-	9,033,63
Construction of residential quarters for Class III Government Servants at Baroda	-	-	-	5,847,951
Construction of Staff quarters Category "C" Type 42 Units, Block 15/21	-	-	-	240,057
Construction of Category B-84 and other Department works (cat.B-6 and 16) at Rajkot	-	-	-	912,605
Construction of Category C, 108 Unit at Rajkot	-	-	-	2,955,188
Construction of residential quarters Category-I-305 Units and Category-II-1088 Units at Ahmedabad	-	-	-	93,103,739
Construction of residential quarters Category-B-48 Units,Category C-24 Units and Category D-12 Units at Ahmedabad	-	-	-	6,185,098
32/217-Construction of Staff Quarters at Nadiad	-	-	-	7,395,960
61/223-Construction of residential quarters at Anand	-	-	-	591
Construction of 30 Bungalows for High Court Judges at Ahmedabad	-	-	-	1,570,732
Other works each costing Rs.1 crore and less	470,298	76,228,808	76,699,106	1,632,139,742
<b>Total - 106</b>	<b>470,298</b>	<b>95,134,439</b>	<b>95,604,737</b>	<b>1,813,642,117</b>

## STATEMENT NO-13-(contd.)

Nature of Expenditure 1	Expenditure during 2000-2001			Expenditure to end of 2000-2001
	Non-Plan 2	Plan 3	Total 4	5
	Rs.	Rs.	Rs.	Rs.
<b>EXPENDITURE HEADS(Capital Account)-(contd.)</b>				
<b>CAPITAL ACCOUNT OF SOCIAL SERVICES-(contd.)</b>				
<b>Capital Account of Water Supply, Sanitation, Housing and Urban Development-(contd.)</b>				
<b>16 Capital Outlay on Housing-(concl.)</b>				
<b>01 Government Residential Buildings-(concl.)</b>				
107 Police Housing	-	-	-	-
Total -107	-	-	-	-
700 Other Housing-				5,384,342
Construction of 320 quarters at Bulsar	-	-	-	-
Purchase of quarters from G.H.B. at Badoda	-	-	-	7,500,290
Construction of 24 staff quarters at K.K.Polytechnic, Bharuch	-	-	-	14,787,797
Construction of residential quarters for Community Health Centre at Jambusar	-	-	-	923,331
Construction of 75 Nursing Quarters of Class III category at New Civil Hospital, Surat	-	-	-	15,590,643
Construction of Education building	-	-	-	559,988
Construction of Class IV quarters at Surat	-	-	-	11,853,758
Construction of World Bank aided Education building	-	-	-	448,295
Construction of staff quarters for Medical Collage at Rajkot	-	-	-	52,204,076
Construction of Medical Education building	-	-	-	103,015,094
Construction of Agricultural Building	-	-	-	3,311,924
Construction of Animal Husbandry building	-	-	-	93,791
Construction of Public Health building	-	-	-	30,282,021
Construction of Labour and Employment building	-	-	-	1,151,880
Other works each costing Rs.1 crore and less	-	85,752,391	85,752,391	496,428,062
Total -700	-	85,752,391	85,752,391	743,535,292
796 Tribal Area Sub-Plan	-	39,649,771	39,649,771	430,260,639
Total -01	470,298	220,536,601	221,006,899	2,987,438,048
<b>80 General-</b>				
191 Housing Co-operatives-				4,859,000
Investments in Housing Finance Society	-	-	-	-
Share Capital Contribution to Gujarat Police Housing Co-operative Society Limited	-	-	-	60,168,000
201 Investments in Housing Boards-				
Share Capital Contribution to Gujarat State Police Housing Corporation Limited	16,625,000	433,900,000	450,525,000	1,704,911,000
700 Other Housing	-	14,550,000	14,550,000	92,812,077
800 Other expenditure	-	-	-	15,613,000
Total - 80	16,625,000	448,450,000	465,075,000	1,878,363,077
Total	17,095,298	668,986,601	686,081,899	4,865,801,125

156  
STATEMENT NO-13-(contd.)

Nature of Expenditure  1	Expenditure during 2000-2001			Expenditure to end of 2000-2001  5
	Non-Plan 2	Plan 3	Total 4	
	Rs.	Rs.	Rs.	Rs.
<b>EXPENDITURE HEADS(Capital Account)-(contd.)</b>				
<b>B-CAPITAL ACCOUNT OF SOCIAL SERVICES-(contd.)</b>				
<b>(c) Capital Account of Water Supply, Sanitation, Housing and Urban Development-(contd.)</b>				
<b>4217 Capital Outlay on Urban Development-</b>				
<b>01 State Capital Development-</b>				
001 Direction and Administration	-	(4,617,235)	(4,617,235)	220,400,07
051 Construction	-	139,385,739	139,385,739	1,737,707,73
052 Machinery and Equipment	-	-	-	8,587,03
797 Transfer to/from Reserve Funds and Deposit Accounts	-	-	-	(130,813,13
09 Suspense	-	(635,597)	(635,597)	(94,296,67

Figure in bracket shows minus expenditure which is under investigation.

## STATEMENT NO-13-(contd.)

Nature of Expenditure	Expenditure during 2000-2001			Expenditure to end of 2000-2001
	Non-Plan	Plan	Total	
1	2	3	4	5
	Rs.	Rs.	Rs.	Rs.
<b>EXPENDITURE HEADS(Capital Account)-(contd.)</b>				
<b>B-CAPITAL ACCOUNT OF SOCIAL SERVICES-(contd.)</b>				
<b>(c) Capital Account of Water Supply, Sanitation, Housing and Urban Development-(concl.)</b>				
<b>4217 Capital Outlay on Urban Development-(concl.)</b>				
<b>01 State Capital Development-(concl.)</b>				
<b>800 Other Expenditure-</b>				
Providing and laying water supply in main line as per Tata's report in various sectors in Gandhinagar	-	2,572,587	2,572,587	16,608,658
Providing Water Supply and Drainage facility in sector 1,2,3,4 and 5 in Gandhinagar	-	12,843,987	12,843,987	73,729,439
Providing and laying 500 mm dia additional Water Supply line from Fatehpura to Charedi	-	3,402,648	3,402,648	18,529,700
Other works each costing Rs.1 crore and less	-	9,195,993	9,195,993	(357,673,040)
Total 800	-	28,015,215	28,015,215	(248,805,243)
Total - 01	-	162,148,122	162,148,122	1,492,779,793
Total	-	162,148,122	162,148,122	1,492,779,793
<b>Total-(c)-Capital Account of Water Supply, Sanitation, Housing and Urban Development</b>	1,060,410,298	8,950,810,723	10,011,221,021	33,336,760,471
<b>(d) Capital Account of Information and Broadcasting-</b>				
<b>4220 Capital Outlay on Information and Publicity -</b>				
<b>01 Films-</b>				
<b>190 Investments in Public Sector and Other Undertakings</b>				
	-	-	-	7,000,000
Total -190	-	-	-	7,000,000
Total - 01	-	-	-	7,000,000
<b>60 Others-</b>				
<b>101 Buildings</b>				
190 Investments in Public Sector and Other Undertakings	-	574,413	574,413	27,194,376
	-	-	-	4,000,700
Total - 60	-	574,413	574,413	31,195,076
Total	-	574,413	574,413	38,195,076
<b>Total-(d)-Capital Account of Information and Broadcasting</b>	-	574,413	574,413	38,195,076

Figure in bracket shows minus expenditure which is under investigation.

## STATEMENT NO-13-(contd.)

Nature of Expenditure	Expenditure during 2000-2001			Expenditure to end of 2000-2001
	Non-Plan	Plan	Total	
	2	3	4	
1	Rs.	Rs.	Rs.	Rs.
<b>EXPENDITURE HEADS(Capital Account)-(contd.)</b>				
<b>B-CAPITAL ACCOUNT OF SOCIAL SERVICES-(contd.)</b>				
<b>(e) Capital Account of Welfare of Scheduled Castes, Scheduled Tribes and Other Backward Classes-</b>				
<b>4225 Capital Outlay on Welfare of Scheduled Castes, Scheduled Tribes and Other Backward Classes-</b>				
<b>01 Welfare of Scheduled Castes-</b>				
<b>190 Investments in Public Sector and Other Undertakings-</b>				
<b>Investment in Gujarat Scheduled Castes Economic Development Corporation Limited</b>				
	-	-	-	206,971,209
<b>Other schemes each costing Rs.1 crore and less</b>				
	-	-	-	6,166,000
	-	2,003,212	2,003,212	120,026,619
277 Education	-	-	-	1,298,538
800 Other expenditure	-	-	-	-
Total -01	-	2,003,212	2,003,212	334,462,366
<b>02 Welfare of Scheduled Tribes-</b>				
277 Education	-	-	-	10,234,838
<b>796 Tribal Area Sub-Plan-</b>				
<b>Construction of Residential school at Netrang</b>				
	-	-	-	9,471,875
<b>Construction of Residential School at Dediapada</b>				
	-	-	-	40,762,106
<b>Investment in Gujarat Tribal Development Corporation</b>				
	-	-	-	66,593,744
	-	64,898,784	64,898,784	450,665,886
<b>Other works each costing Rs.1 crore and les</b>				
Total -796	-	64,898,784	64,898,784	567,493,611
Total - 02	-	64,898,784	64,898,784	577,728,449



## STATEMENT NO-13-(contd.)

Nature of Expenditure 1	Expenditure during 2000-2001			Expenditure to end of 2000-2001 5
	Non-Plan 2	Plan 3	Total 4	
	Rs.	Rs.	Rs.	Rs.
<b>EXPENDITURE HEADS(Capital Account)-(contd.)</b>				
<b>B-CAPITAL ACCOUNT OF SOCIAL SERVICES-(contd.)</b>				
<b>(e) Capital Account of Welfare of Scheduled Castes, Scheduled Tribes and Other Backward Classes-(concl.)</b>				
<b>4225 Capital Outlay on Welfare of Scheduled Castes, Scheduled Tribes and Other Backward Classes-(concl.)</b>				
<b>03 Welfare of Backward Classes-</b>				
<b>102 Economic Development-</b>				
Investment in Gopala Co-operative Rabari Bharvad	-	-	-	391,137
Other schemes each costing Rs.1 crore and less	-	77,600	77,600	11,698,216
Total -102	-	77,600	77,600	12,089,353
<b>190 Investments in Public Sector and Other Undertakings-</b>				
Investment in Gujarat Backward Class Economic Development Corporation Limited	-	-	-	20,000,000
277 Education	-	14,316,295	14,316,295	163,046,831
283 Housing	-	-	-	9,690
796 Tribal Area Sub-Plan	-	-	-	309,552
Total - 03	-	14,393,895	14,393,895	195,455,426
<b>80 General-</b>				
<b>190 Investments in Public Sector and Other Undertakings-</b>				
Share Capital Cotribution to Backward Class Development Corporation	-	-	-	79,873,000
Share Capital Cotribution to Gujarat Minority Board.	-	-	-	18,000,000
Other schemes each costing Rs.1 crore and less	-	15,000,000	15,000,000	26,000,000
800 Other expenditure	-	403,404	403,404	726,917
Total - 80	-	15,403,404	15,403,404	124,599,917
Total	-	96,699,295	96,699,295	1,232,246,158
<b>Total-(e)-Capital Account of Welfare of Scheduled Castes,Scheduled Tribes and Other Backward Classes</b>	-	96,699,295	96,699,295	1,232,246,158

## STATEMENT NO-13-(contd.)

Nature of Expenditure 1	Expenditure during 2000-2001			Expenditure to end of 2000-2001
	Non-Plan	Plan	Total	5
	2	3	4	
	Rs.	Rs.	Rs.	Rs.
<b>EXPENDITURE HEADS(Capital Account)-(contd.)</b>				
<b>B-CAPITAL ACCOUNT OF SOCIAL SERVICES-(contd.)</b>				
<b>(g) Capital Account of Social Welfare and Nutrition-</b>				
<b>4235 Capital Outlay on Social Security and Welfare-</b>				
<b>01 Rehabilitation-</b>				
191 Investments in Co-operatives	-	-	-	163,090
201 Other Rehabilitation Schemes-				
Underground drainage schemes in Sardarnagar Township	-	-	-	13,417,685
Other expenditure on development of Sardarnagar Township	-	-	-	(2,378,251)
Other schemes each costing Rs.1 crore and less	-	8,846	8,846	17,858,375
800 Other expenditure- Other schemes each costing Rs.1 crore and less	-	-	-	509,721
Total -01	-	8,846	8,846	29,570,620
<b>02 Social Welfare-</b>				
102 Child Welfare	-	3,003,963	3,003,963	8,829,613
190 Investments in Public Sector and Other Undertakings-				
Share Capital Contribution to Gujarat Women Economic Development Corporation	-	-	-	44,500,000
Other schemes each costing Rs.1 crore and less	-	-	-	7,700,000
Total -190	-	-	-	52,200,000
796 Tribal Area Sub-Plan- Other schemes each costing Rs.1 crore and less	-	1,616,317	1,616,317	11,269,816
Total - 796	-	1,616,317	1,616,317	11,269,816
800 Other expenditure	-	-	-	254,508
Total - 02	-	4,620,280	4,620,280	72,553,937
<b>60 Other Social Security and Welfare Programmes-</b>				
800 Other expenditure-				
Relief to Farmer from Rural Development	59,870	-	59,870	236,182
Other works each costing Rs.1 crore and less	-	-	-	46,041,405
Total - 60	59,870	-	59,870	46,277,587
Total	59,870	4,629,126	4,688,996	148,402,144
<b>Total-(g)-Capital Account of Social Welfare and Nutrition</b>	<b>59,870</b>	<b>4,629,126</b>	<b>4,688,996</b>	<b>148,402,144</b>

Figure in bracket shows minus expenditure which is under investigation.

## STATEMENT NO-13-(contd.)

Nature of Expenditure	Expenditure during 2000-2001			Expenditure to end of 2000-2001
	Non-Plan	Plan	Total	
	2	3	4	
1	Rs.	Rs.	Rs.	Rs.
<b>EXPENDITURE HEADS(Capital Account)-(contd.)</b>				
<b>B-CAPITAL ACCOUNT OF SOCIAL SERVICES-(concl.)</b>				
<b>h) Capital Account of Other Social Services-</b>				
<b>4250 Capital Outlay on Other Social Services-</b>				
191 Labour Co-operatives	83,000	-	83,000	(1,537,958)
201 Labour	-	58,974	58,974	120,474,162
203 Employment-				
Expansion of Workshop building of I.T.I. at Gondal	-	-	-	2,689,822
Other works each costing Rs.1 crore and less	-	10,168,512	10,168,512	197,666,356
Purchase of land and cost of basic training centre at Vadodara	-	-	-	16,684,568
Expansion of workshop and Administrative building of I.T.I. at Dasharath(Dist.Baroda)	-	-	-	16,787,535
Total - 203	-	10,168,512	10,168,512	233,828,281
796 Tribal Area Sub-Plan-				
Construction of Admn.Block and Workshop Building for Mini I.T.I. at Zankhod	-	-	-	114,589
Other schemes each costing Rs.1 crore and less	-	1,013,993	1,013,993	192,071,570
Total - 796	-	1,013,993	1,013,993	192,186,159
800 Other expenditure	-	-	-	121,508
Total	83,000	11,241,479	11,324,479	543,072,152
<b>Total-(h)-Capital Account of Other Social Services</b>	83,000	11,241,479	11,324,479	543,072,152
<b>TOTAL-B-CAPITAL ACCOUNT OF SOCIAL SERVICES</b>	1,084,074,538	9,416,233,302	10,500,307,840	38,618,582,651
<b>C-CAPITAL ACCOUNT OF ECONOMIC SERVICES-</b>				
<b>(a) Capital Account of Agriculture and Allied Activities-</b>				
<b>4401 Capital Outlay on Crop Husbandry-</b>				
101 Farming Co-operatives	-	-	-	(155,138)
103 Seeds	-	-	-	10,220,200
104 Agricultural Farms-				
Agricultural Stations at Chanasma, Vijapur and Dehgam in North Gujarat Tube Wells area	-	-	-	19,478,730
Acquisition of Land	-	-	-	7,238,243
Other Schemes each costing Rs.1 crore and less	-	-	-	-
Total -104	-	-	-	26,716,973

Figure in bracket shows minus expenditure which is under investigation.

## STATEMENT NO-13-(contd.)

Nature of Expenditure 1	Expenditure during 2000-2001			Expenditure to end of 2000-2001 5
	Non-Plan 2	Plan 3	Total 4	
	Rs.	Rs.	Rs.	Rs.
<b>EXPENDITURE HEADS(Capital Account)-(contd.)</b>				
<b>C-CAPITAL ACCOUNT OF ECONOMIC SERVICES-(contd.)</b>				
<b>(a) Capital Account of Agriculture and Allied Activities-(contd.)</b>				
<b>4401 Capital Outlay on Crop Husbandry-(concl.)</b>				
105 Manures and Fertilizers-				
Cost of Purchase-Gross Purchase	-	-	-	637,550,303
Deduct-Receipts and Recoveries on Capital Account	-	-	-	(650,296,808)
Total -105	-	-	-	(12,746,505)
107 Plant Protection	-	-	-	3,115,690
108 Commercial Crops	-	-	-	707,240
113 Agricultural Engineering- Other schemes each costing Rs.1 crore and less	-	-	-	2,363,667
119 Horticulture and Vegetable Crops	-	-	-	128,854
190 Investments in Public Sector and Other Undertakings-				
Investment in Gujarat Agro Industries Corporation Limited	-	5,500,000	5,500,000	88,876,075
191 Investments in Co-operatives-				
Cop.23 Special Component Plan for Scheduled Castes Labour Co-operatives	-	-	-	21,454
796 Tribal Area Sub-Plan	-	-	-	31,725,412
800 Other expenditure-				
Other schemes each costing Rs.1 crore and less	-	5,885,805	5,885,805	91,874,023
Buildings	-	-	-	40,276,436
Total -800	-	5,885,805	5,885,805	132,150,459
Total	-	11,385,805	11,385,805	283,124,381

Figure in bracket shows minus expenditure which is under investigation.

## STATEMENT NO-13-(contd.)

Nature of Expenditure 1	Expenditure during 2000-2001			Expenditure to end of 2000-2001 5 Rs.
	Non-Plan 2	Plan 3	Total 4	
	Rs.	Rs.	Rs.	
<b>EXPENDITURE HEADS(Capital Account)-(contd.)</b>				
<b>C-CAPITAL ACCOUNT OF ECONOMIC SERVICES-(contd.)</b>				
<b>(a) Capital Account of Agriculture and Allied Activities-(contd.)</b>				
<b>4402 Capital Outlay on Soil and Water Conservation-</b>				
101 Soil Survey and Training	-	-	-	673,169
102 Soil Conservation- Direction and Administration	-	-	-	122,118,947
Development of Ghed Area Share Capital Contribution to Gujarat Land Development Corporation Limited	-	-	-	33,427,688
Machinery and Equipment Suspense	-	-	-	22,008,000
Other schemes each costing Rs.1 crore and less	-	-	-	1,325,531
	13,341,196	59,494,923	72,836,119	(204,481)
<b>Total - 102</b>	<b>13,341,196</b>	<b>59,494,923</b>	<b>72,836,119</b>	<b>387,931,915</b>
203 Land Reclamation and Development- Bhal Reclamation Scheme	-	-	-	277,508
796 Tribal Area Sub-Plan	-	1,200,000	1,200,000	13,833,000
800 Other expenditure- Lift Irrigation Scheme	-	-	-	1,484,012
Tube Wells	-	-	-	44,819,000
Minor Irrigation Works	-	-	-	10,797,362
Share Capital Contribution to Gujarat Water Resources Development Corporation Limited	-	-	-	76,699,104
<b>Total -800</b>	<b>-</b>	<b>-</b>	<b>-</b>	<b>133,799,478</b>
<b>Total</b>	<b>13,341,196</b>	<b>60,694,923</b>	<b>74,036,119</b>	<b>715,190,755</b>
<b>4403 Capital Outlay on Animal Husbandry-</b>				
101 Veterinary Services and Animal Health	-	931,140	931,140	36,621,421
102 Cattle and Buffalo Development	-	-	-	18,160,219
103 Poultry Development	-	20,555	20,555	12,197,242
104 Sheep and Wool Development- Investment in Gujarat Sheep and Wool Development Corporation Limited	-	-	-	40,609,714
Other schemes each costing Rs.1 crore and less	-	-	-	2,045,677
<b>Total -104</b>	<b>-</b>	<b>-</b>	<b>-</b>	<b>42,655,391</b>

Figure in bracket shows minus expenditure which is under investigation.

164  
STATEMENT NO-13-(contd.)

Nature of Expenditure 1	Expenditure during 2000-2001			Expenditure to end of 2000-2001 5
	Non-Plan 2	Plan 3	Total 4	
	Rs.	Rs.	Rs.	Rs.
<b>EXPENDITURE HEADS(Capital Account)-(contd.)</b>				
<b>C-CAPITAL ACCOUNT OF ECONOMIC SERVICES-(contd.)</b>				
<b>(a) Capital Account of Agriculture and Allied Activities-(contd.)</b>				
<b>4403 Capital Outlay on Animal Husbandry-(concl.)</b>				
106 Other Live Stock Development	-	425,442	425,442	6,640,400
107 Fodder and Feed Development	-	-	-	673,183
191 Investment in Poultry Co-operatives	-	-	-	3,600,000
796 Tribal Area Sub-Plan	-	42,510	42,510	13,032,872
800 Other expenditure	-	-	-	8,748,519
Total	-	1,419,647	1,419,647	142,329,247
<b>4404 Capital Outlay on Dairy Development-</b>				
102 Dairy Development Projects- Payment to Ahmedabad Municipal Corporation for the price of the assets of Ahmedabad Municipal Dairy	-	-	-	28,269,796
Transfer of Land, Building, Plant and Machinery to Gujarat Dairy Development Corporation	-	-	-	(14,514,000)
Total - 102	-	-	-	13,755,796
109 Extension and Training- Other Milk Supply Scheme	-	-	-	2,099,348
190 Investments in Public Sector and Other Undertakings- Investment in Gujarat Dairy Development Corporation	-	-	-	63,975,243
Payment to Jamnagar Municipal Corporation for Jamnagar Dairy	-	-	-	40,605,900
Other investment each costing Rs.1 crore and less	-	-	-	341,562
Total - 190	-	-	-	104,922,705
191 Dairy Co-operatives	-	-	-	789,961
797 Transfer to/from Reserve Funds and Deposit Accounts	-	-	-	(394,161)
Total	-	-	-	121,173,649

Figure in bracket shows minus expenditure which is under investigation.

## STATEMENT NO-13-(contd.)

Nature of Expenditure 1	Expenditure during 2000-2001			Expenditure to end of 2000-2001 5
	Non-Plan 2	Plan 3	Total 4	
	Rs.	Rs.	Rs.	Rs.
<b>EXPENDITURE HEADS(Capital Account)-(contd.)</b>				
<b>C-CAPITAL ACCOUNT OF ECONOMIC SERVICES-(contd.)</b>				
<b>(a) Capital Account of Agriculture and Allied Activities-(contd.)</b>				
<b>4405 Capital Outlay on Fisheries-</b>				
101 Inland Fisheries	-	-	-	23,770,692
104 Fishing Harbour and Landing Facilities	-	-	-	4,723,656
105 Processing, Preservation and Marketing	-	-	-	9,081,960
109 Extension and Training	-	-	-	4,427,215
190 Investments in Public Sector and Other Undertakings- Investment in Gujarat Agro Marine Products Limited (Subsidiary of Gujarat Agro Industries Corporation Limited) Share Capital Contribution to Gujarat Fisheries Development Corporation	-	-	-	2,500,000
Reservoir Development under Sardar Sarovar Project	-	-	-	9,921,700
Other investment each costing Rs.1 crore and less	-	1,260,000	1,260,000	2,670,000
	-	642,000	642,000	19,436,000
<b>Total - 190</b>	-	1,902,000	1,902,000	34,527,700
191 Fishermen's Co-operatives	-	939,310	939,310	82,740,940
796 Tribal Area Sub-Plan	-	18,116	18,116	16,006,043
800 Other expenditure- Other schemes each costing Rs.1 crore and less	-	-	-	7,979,117
<b>Total</b>	-	2,859,426	2,859,426	183,257,323
<b>4406 Capital Outlay on Forestry and Wild Life-</b>				
<b>01 Forestry-</b>				
070 Communication and Buildings- Buildings	-	8,399,985	8,399,985	51,026,842
Other schemes each costing Rs.1 crore and less	-	379,680	379,680	18,931,736
<b>Total -070</b>	-	8,779,665	8,779,665	69,958,578

## STATEMENT NO-13-(contd.)

Nature of Expenditure 1	Expenditure during 2000-2001			Expenditure to end of 2000-2001
	Non-Plan 2	Plan 3	Total 4	5
	Rs.	Rs.	Rs.	Rs.
<b>EXPENDITURE HEADS(Capital Account)-(contd.)</b>				
<b>C-CAPITAL ACCOUNT OF ECONOMIC SERVICES-(contd.)</b>				
<b>(a) Capital Account of Agriculture and Allied Activities-(contd.)</b>				
<b>4406 Capital Outlay on Forestry and Wild Life-(contd.)</b>				
<b>01 Forestry-(contd.)</b>				
101 Forest Conservation,Development and Regeneration- Border Area Development Programme	-	30,968,810	30,968,810	208,105,939
Soil and moisture conservation and afforestation of denuded areas	-	9,612,419	9,612,419	279,460,250
Soil Conservation in catchment areas of Dantiwada River Valley Project	-	-	-	18,597,840
Afforestation on desert borders	-	1,134,203	1,134,203	68,059,817
Afforestation and Reclamation of Kotar Land	-	-	-	10,233,345
Special Employment Programme	-	-	-	7,454,498
Reforestation of degraded forests	-	-	-	15,229,388
Crash schemes for rural employment	-	-	-	6,319,395
Scheme for rural fuel wood plantation	-	-	-	16,690,883
Scheme for Social Forestry including rural fuel wood plantation	-	-	-	101,610,558
Scheme for distribution of seedlings	-	32,455,979	32,455,979	307,726,490
Plantation on coastal borders	-	2,407,547	2,407,547	80,974,733
Plantation of fast growing species	-	-	-	40,634,118
Road side and Canal Bank Plantation	-	-	-	19,313,064
Additional Extension Forestry Scheme	-	-	-	86,556,465
Gujarat Community Forestry Projects	-	47,899,999	47,899,999	2,688,628,855
Fuel wood and Small Timber Plantation	-	-	-	159,758,993
Plantation of minor forest produce	-	-	-	39,804,325
C.S.S.fuel wood and small Timber Plantation	-	-	-	133,336,482



## STATEMENT NO-13-(contd.)

Nature of Expenditure 1	Expenditure during 2000-2001			Expenditure to end of 2000-2001 5
	Non-Plan 2	Plan 3	Total 4	
	Rs.	Rs.	Rs.	Rs.
<b>EXPENDITURE HEADS(Capital Account)-(contd.)</b>				
<b>C-CAPITAL ACCOUNT OF ECONOMIC SERVICES-(contd.)</b>				
<b>(a) Capital Account of Agriculture and Allied Activities-(contd.)</b>				
<b>4406 Capital Outlay on Forestry and Wild Life-(contd.)</b>				
<b>01 Forestry-(contd.)</b>				
<b>101 Forest Conservation, Development and Regeneration-(concl.)</b>				
C.S.S. Plantation of Minor Forest Produce	8,585,427	331,735	8,917,162	63,948,464
C.S.S.Integrated Waste land scheme	-	-	-	62,694,834
Share Capital Contribution to Gujarat State Forest Development Corporation	-	-	-	19,709,000
Scheme for Sardar Sarovar Project	-	16,030,424	16,030,424	364,544,109
Special Component Plan for Scheduled Castes-				
Scheme for degraded rehabilitation of farm lands	-	17,254,153	17,254,153	41,512,204
Kisan school Nurseries	-	5,265,318	5,265,318	33,763,317
Fuel Wood and Fodder Project	17,952,877	29,315,035	47,267,912	236,063,974
Fire Wood Forest Produce Resources Plant Fruit Plantation	-	1,055,771	1,055,771	8,727,152
Integrated Forestry Development Project financed by O.E.C.F.,Japan	-	14,785,686	14,785,686	34,691,586
Compensatory Afforestation Plantation	-	970,177,196	970,177,196	3,917,681,146
Compensatory Afforestation and Regularisation of Cultivation	-	23,679,348	23,679,348	187,566,961
Integrated Forestry Development Project financed by O.E.C.P.,Japan	-	50,054,442	50,054,442	421,062,126
Development of reserved and non-reserved vidis	-	-	-	722,204
	-	1,774,216	1,774,216	7,744,292

## STATEMENT NO-13-(contd.)

Nature of Expenditure 1	Expenditure during 2000-2001			Expenditure to end of 2000-2001
	Non-Plan 2	Plan 3	Total 4	5
	Rs.	Rs.	Rs.	Rs.
<b>EXPENDITURE HEADS(Capital Account)-(contd.)</b>				
<b>C-CAPITAL ACCOUNT OF ECONOMIC SERVICES-(contd.)</b>				
<b>(a) Capital Account of Agriculture and Allied Activities-(contd.)</b>				
<b>4406 Capital Outlay on Forestry and Wild Life-(contd.)</b>				
<b>01 Forestry-(contd.)</b>				
101 Forest Conservation, Development and Regeneration-(concl.)	-	-	-	2,290,290
Fruit Tree Plantation	-	-	-	8,573,727
Modern Forest Fire Control Method (C.S.S.)	-	1,917,000	1,917,000	4,517,000
Acquisition of Private Forest	-	-	-	17,572,571
Integratæd Waste lands development Projects	9,003,912	-	9,003,912	559,000
Gujarat Development Aforestation Project	-	-	-	-
Non-Conventional Energy Saving Devises	-	-	-	1,320,556
Removal of Ganda Bavai	-	5,141,967	5,141,967	41,443,876
Foreshore Plantation	-	-	-	2,692,047
Fruit Tree Plantation Landless	-	-	-	618,031
Special component plan medicinal plant	-	1,120,930	1,120,930	1,120,930
Drip Irrigation of Degraded hill barronkotas	-	16,334,142	16,334,142	16,334,142
Scheme for new timber including Medicinal plant	2,656,935	-	2,656,935	2,656,935
Non-timber forest produce bamboo project	4,838,707	-	4,838,707	4,838,707
Costal Selter blot plant T.A.F.P. Scheme	14,544,908	-	14,544,908	14,544,908
Other works each costing Rs.1 crore and less	-	-	-	206,323,351
<b>Total -101</b>	<b>57,582,766</b>	<b>1,278,716,320</b>	<b>1,336,299,086</b>	<b>10,014,332,878</b>
794 Special Central Assistance for Tribal Sub-Plan- Other works each costing Rs.1 crore and less	1,968,135	-	1,968,135	77,665,120
796 Tribal Area Sub-Plan- Fuel Wood and Small Timber	-	-	-	25,405,309
Soil and moisture conservation and Afforestation of denuded areas	-	3,069,415	3,069,415	132,930,484
Afforstation in degraded area	-	-	-	15,396,950
Additional extension of Forestry Scheme	-	-	-	9,833,721
Plantation of fast growing species	-	-	-	22,845,146
Investment in Gujarat State Forest Development Corporation Limited	-	-	-	26,855,700

## STATEMENT NO-13-(contd.)

Nature of Expenditure 1	Expenditure during 2000-2001			Expenditure to end of 2000-2001
	Non-Plan 2	Plan 3	Total 4	5
	Rs.	Rs.	Rs.	Rs.
<b>EXPENDITURE HEADS(Capital Account)-(contd.)</b>				
<b>C-CAPITAL ACCOUNT OF ECONOMIC SERVICES-(contd.)</b>				
<b>(a) Capital Account of Agriculture and Allied Activities-(contd.)</b>				
<b>4406 Capital Outlay on Forestry and Wild Life-(contd.)</b>				
<b>01 Forestry-(contd.)</b>				
<b>796 Tribal Area Sub-Plan-(contd.)</b>				
Scheme for Gujarat community Forestry Project	-	24,900,281	24,900,281	1,230,162,564
Small Timber Planatation	-	-	-	17,856,249
Plantation of minor forest produce	-	-	-	20,326,677
Medicinal Plants	-	-	-	3,526,182
Fuel Wood Fodder Project	6,270,218	9,464,336	15,734,554	86,936,394
Fire wood forest produce resources	-	-	-	30,355,095
Development of Communication	-	-	-	1,866,895
Fuel Wood and Border Project	-	-	-	4,909,576
Acquisition of Private Forest	-	-	-	659,949
Integrated Forestry Project financed by O.E.C.P.,Japan	-	539,884,920	539,884,920	2,230,620,286
Association of S.T.Rural Poor	2,475,017	-	2,475,017	8,885,486
Fire wood forest produce resources	-	-	-	2,646,560
Development of reserved and non- reserved vidis	-	830,825	830,825	2,455,393

## STATEMENT NO-13-(contd.)

Nature of Expenditure 1	Expenditure during 2000-2001			Expenditure to end of 2000-2001 5
	Non-Plan 2	Plan 3	Total 4	
	Rs.	Rs.	Rs.	Rs.
<b>EXPENDITURE HEADS(Capital Account)-(contd.)</b>				
<b>C-CAPITAL ACCOUNT OF ECONOMIC SERVICES-(contd.)</b>				
<b>(a) Capital Account of Agriculture and Allied Activities-(contd.)</b>				
<b>4406 Capital Outlay on Forestry and Wild Life-(concl.)</b>				
<b>01 Forestry-(concl.)</b>				
<b>796 Tribal Area Sub-Plan-(concl.)</b>				
Development of Communication	-	379,647	379,647	7,631,53
Forest Development Works	-	-	-	3,432,78
Construction of Building	-	583,625	583,625	31,042,85
Foreshore plantation	-	-	-	1,862,76
Non-Conventional Energy Saving Devices	-	-	-	654,71
Computer Information Technology	-	303,750	303,750	1,718,00
Other schemes each costing Rs.1 crore and less	-	-	-	141,888,152
Total - 796	8,745,235	579,416,799	588,162,034	4,062,705,436
<b>800 Other expenditure-Other works each costing Rs.1 crore and less</b>				
	-	-	-	4,929,880
Total - 800	-	-	-	4,929,880
Total - 01	68,296,136	1,866,912,784	1,935,208,920	14,229,591,892
Total	68,296,136	1,866,912,784	1,935,208,920	14,229,591,892
<b>4408 Capital Outlay on Food Storage and Warehousing-</b>				
<b>01 Food-</b>				
<b>101 Procurement and Supply-</b>				
Grain Supply Scheme	10,240,675	-	10,240,675	7,692,062,392
Deduct -Receipts and Recoveries on Capital Account	(20,372)	-	(20,372)	(7,978,673,173)
Total - 101	10,220,303	-	10,220,303	(286,610,781)

Figure in bracket shows minus expenditure which is under investigation.

## STATEMENT NO-13-(contd.)

Nature of Expenditure 1	Expenditure during 2000-2001			Expenditure to end of 2000-2001
	Non-Plan 2	Plan 3	Total 4	5
	Rs.	Rs.	Rs.	Rs.
<b>EXPENDITURE HEADS(Capital Account)-(contd.)</b>				
<b>1-CAPITAL ACCOUNT OF ECONOMIC SERVICES-(contd.)</b>				
<b>a) Capital Account of Agriculture and Allied Activities-(contd.)</b>				
<b>408 Capital Outlay on Food Storage and Warehousing-(concl.)</b>				
<b>01 Food-(concl.)</b>				1,000
103 Food Processing	-	-	-	
191 Processing Co-operatives- Investment in Processing Societies	-	(3,539,693)	(3,539,693)	42,943,490
Other investments each costing Rs.1 crore and less	-	-	-	(2,085,776)
Total - 191	-	(3,539,693)	(3,539,693)	40,857,714
796 Tribal Area Sub-Plan				4,772,601
Total - 01	10,220,303	(3,539,693)	6,680,610	(240,979,466)
<b>02 Storage and Warehousing-</b>				
190 Investments in Public Sector and Other Undertakings- Investment in Gujarat State Warehousing Corporation	-	-	-	15,611,616
191 Warehousing and Marketing Co-operatives- Gujarat State Co-operatives Marketing Societies for margin money for procurement and distribution of fertilizers to Co-operative Marketing Societies	-	-	-	29,087,959
Other investments each costing Rs.1 crore and less	-	-	-	(11,809,431)
Total - 191	-	-	-	17,278,528
800 Other expenditure				155,434
Total - 02	-	-	-	33,045,578
Total	10,220,303	(3,539,693)	6,680,610	(207,933,888)

Figure in bracket shows minus expenditure which is under investigation.

## STATEMENT NO-13-(contd.)

Nature of Expenditure 1	Expenditure during 2000-2001			Expenditure to end of 2000-2001 5
	Non-Plan 2	Plan 3	Total 4	
	Rs.	Rs.	Rs.	Rs.
<b>EXPENDITURE HEADS(Capital Account)-(contd.)</b>				
<b>C-CAPITAL ACCOUNT OF ECONOMIC SERVICES-(contd.)</b>				
(a) <b>Capital Account of Agriculture and Allied Activities-(contd.)</b>				
<b>4415 Capital Outlay on Agricultural Research and Education-</b>				
<b>01 Crop Husbandry-</b>				
277 Education-				
Agricultural College at Navsari (Bulsar District)	-	-	-	10,082,709
Agricultural College at Junagadh	-	-	-	7,771,939
Other schemes each costing Rs.1 crore and less	-	-	-	32,314,194
Construction of Institutional Building for Farmer Training Centres at Deesa,Bhuj,Amreli, Surendranagar,Dangs and Bhavnagar	-	-	-	31,530,370
Total - 277	-	-	-	81,699,212
Total - 01	-	-	-	81,699,212
<b>03 Animal Husbandry-</b>				
277 Education-				
Veterinary Education and Training	-	-	-	6,689,647
Total - 03	-	-	-	6,689,647
<b>80 General-</b>				
277 Education-				
Agricultural Research	-	-	-	8,068,029
Total - 80	-	-	-	8,068,029
Total	-	-	-	96,456,888
<b>4425 Capital Outlay on Co-operation-</b>				
107 Investments in Credit Co-operatives-				
I Gujarat State Co-operative Land Development Bank Limited	-	(14,752,726)	(14,752,726)	324,328,365
II Co-operative Banks	-	-	-	82,666,714
III Extension of Agricultural Credit Institutions	-	-	-	15,104,408
Total - 107	-	(14,752,726)	(14,752,726)	422,099,487
108 Investments in Other Co-operatives	-	(101,355)	(101,355)	6,580,921
796 Tribal Area Sub-Plan	-	(2,178,267)	(2,178,267)	119,001,194
Total	-	(17,032,348)	(17,032,348)	547,681,602

Figure in bracket shows minus expenditure which is under investigation.

## STATEMENT NO-13 (contd.)

Nature of Expenditure 1	Expenditure during 2000-2001			Expenditure to end of 2000-2001 5
	Non-Plan 2	Plan 3	Total 4	
	Rs.	Rs.	Rs.	Rs.
<b>EXPENDITURE HEADS(Capital Account)-(contd.)</b>				
<b>C-CAPITAL ACCOUNT OF ECONOMIC SERVICES-(contd.)</b>				
<b>(a) Capital Account of Agriculture and Allied Activities-(concl.)</b>				
<b>4435 Capital Outlay on Other Agricultural Programmes-</b>				
<b>01 Marketing and Quality Control-</b>				
102 Grading and quality control facilities	-	819,710	819,710	21,255,193
191 Investments in Marketing Co-operatives	(29,000)	(10,153,420)	(10,182,420)	(7,126,139)
796 Tribal Area Sub-Plan	-	186,000	186,000	52,674,107
800 Other expenditure	-	-	-	2,096,719
Total - 01	(29,000)	(9,147,710)	(9,176,710)	68,899,880
Total	(29,000)	(9,147,710)	(9,176,710)	68,899,880
<b>Total-(a)-Capital Account of Agriculture and Allied Activities</b>	91,828,635	1,913,552,834	2,005,381,469	16,179,771,729
<b>(b) Capital Account of Rural Development-</b>				
<b>4515 Capital Outlay on Other Rural Development Programmes-</b>				
103 Rural Development-Buildings	-	-	-	4,193,473
* 800 Other expenditure	-	-	-	1,944,007
Total	-	-	-	6,137,480
<b>Total-(b)-Capital Account of Rural Development</b>	-	-	-	6,137,480
<b>(c) Capital Account of Special Areas Programmes-</b>				
<b>4575 Capital Outlay on Other Special Areas Programmes-</b>				
<b>01 Dangs District-</b>				
796 Tribal Area Sub-Plan-Public Works	-	-	-	7,169,459
<b>03 Tribal Areas-</b>				
796 Tribal Area Sub-Plan-Public Works	-	13,317,271	13,317,271	67,872,167
Total	-	13,317,271	13,317,271	75,041,626
<b>Total-(c)-Capital Account of Special Areas Programmes</b>	-	13,317,271	13,317,271	75,041,626

Figure in bracket shows minus expenditure which is under investigation.

## STATEMENT NO-13-(contd.)

Nature of Expenditure 1	Expenditure during 2000-2001			Expenditure to end of 2000-2001
	Non-Plan 2	Plan 3	Total 4	5
	Rs.	Rs.	Rs.	Rs.
<b>EXPENDITURE HEADS(Capital Account)-(contd.)</b>				
<b>C-CAPITAL ACCOUNT OF ECONOMIC SERVICES-(contd.)</b>				
<b>(d) Capital Account of Irrigation and Flood Control-</b>				
<b>4701 Capital Outlay on Major and Medium Irrigation-</b>				
<b>01 Major Irrigation-Commercial-</b>				
<b>401 Narmada Project-Unit-I-</b>				
<b>Dam and Appurtenant Works-</b>				
001 Direction and Administration	-	8,391,700	8,391,700	294,632,765
052 Machinery and Equipment	-	57,687,963	57,687,963	60,714,733
190 Investments in Public Sector and Other Undertakings	-	1,267,000,000	1,267,000,000	17,878,684,000 (35,685,601)
799 Suspense	-	-	-	-
800 Other expenditure-Irrigation Schemes	-	-	-	1,066,083,774
Advance to/from other Governments and agencies for common works-	-	-	-	(1,928,860,270)
Madhya Pradesh	-	-	-	(952,075,780)
Maharashtra	-	-	-	(304,825,950)
Rajasthan	-	-	-	-
Total - 401	-	1,333,079,663	1,333,079,663	16,078,667,671
<b>402 Narmada Project-Unit-II-</b>				
<b>Main Canal-</b>				
001 Direction and Administration	-	15,683,270	15,683,270	301,202,199 10,711,412
052 Machinery and Equipment	-	-	-	-
190 Investments in Public Sector and Other Undertakings	-	1,471,300,000	1,471,300,000	28,341,554,000 (30,968,687)
799 Suspense	-	-	-	1,065,313,104
800 Other expenditure-Irrigation Schemes	-	-	-	(1,074,462,050)
Advances to/from other Governments and agencies for common works	-	-	-	-
Total - 402	-	1,486,983,270	1,486,983,270	28,613,349,978
<b>404 Narmada Project-Group-IV-</b>				
<b>Branches, Distributories, etc.-</b>				
001 Direction and Administration	-	25,341,399	25,341,399	405,185,345 334,697,780
052 Machinery and Equipment	-	-	-	-
190 Investments in Public Sector and Other Undertakings	-	4,324,795,070	4,324,795,070	15,843,118,070 7,020,466,109
799 Suspense	-	-	-	246,152,076
800 Other expenditure-Irrigation Schemes	-	-	-	-
Total - 404	-	4,350,136,469	4,350,136,469	23,849,619,380

Figure in bracket shows minus expenditure which is under investigation.



## STATEMENT NO-13-(contd.)

Nature of Expenditure 1	Expenditure during 2000-2001			Expenditure to end of 2000-2001 5
	Non-Plan 2	Plan 3	Total 4	
	Rs.	Rs.	Rs.	Rs.
<b>EXPENDITURE HEADS(Capital Account)-(contd.)</b>				
<b>C-CAPITAL ACCOUNT OF ECONOMIC SERVICES-(contd.)</b>				
<b>(d) Capital Account of Irrigation and Flood Control-(contd.)</b>				
<b>4701 Capital Outlay on Major and Medium Irrigation-(contd.)</b>				
<b>01 Major Irrigation-Commercial-(contd.)</b>				
405 Narmada Project-Group-V- Common Expenditure-				
001 Direction and Administration	-	-	-	(1,155,368,035)
052 Machinery and Equipment	-	-	-	(883,807)
190 Investments in Public Sector and Other Undertakings	-	100,000	100,000	(396,791,479)
797 Transfer to/from Reserve Funds and Deposit Accounts	-	-	-	(2,350,814,238)
799 Suspense Irrigation Schemes	-	-	-	(42,656,840)
Deduct -Advances recovered from other Government and agencies for common works	-	-	-	(1,330,271,459)
Total - 405	-	100,000	100,000	(5,276,785,858)
406 Narmada Project-Group-VI- Non-Sharable Expenditure-				
001 Direction and Administration	-	-	-	5,944,332
190 Investments in Public Sector and Other Undertakings- Irrigation Project(Narmada Project)	-	100,000	100,000	41,057,715
800 Other expenditure	-	-	-	2,675,256
Total - 406	-	100,000	100,000	49,677,303
<b>Total-Narmada Project(B)</b>	-	7,170,399,402	7,170,399,402	64,503,502,051 (A)

Figure in bracket shows minus expenditure which is under investigation.

(A) The progressive expenditure includes expenditure of Rs.1,18,89,73,577 incurred upto 1982-83 on the combined Projects.

## STATEMENT NO-13-(contd.)

Nature of Expenditure 1	Expenditure during 2000-2001			Expenditure to end of 2000-2001
	Non-Plan 2	Plan 3	Total 4	5
	Rs.	Rs.	Rs.	Rs.
<b>EXPENDITURE HEADS(Capital Account)-(contd.)</b>				
<b>C-CAPITAL ACCOUNT OF ECONOMIC SERVICES-(contd.)</b>				
<b>(d) Capital Account of Irrigation and Flood Control-(contd.)</b>				
<b>4701 Capital Outlay on Major and Medium Irrigation-(contd.)</b>				
<b>01 Major Irrigation-Commercial-(concl.)</b>				
503 Kakarapar Project	-	567,379	567,379	665,108,320
508 Sukhi Irrigation Scheme	-	4,918,193	4,918,193	1,175,920,424
509 Ukai Project	-	1,673,337	1,673,337	1,555,972,899
512 Sipu Irrigation Project	-	2,679,099	2,679,099	1,209,057,343
513 Karjan Project	-	36,426,949	36,426,949	1,547,153,378
515 Sabarmati River Project(Vasna)	-	-	-	11,369,827
526 Salinity Ingress Prevention Scheme	-	242,785,553	242,785,553	2,337,397,991
527 Panam Project	-	14,694,928	14,694,928	939,536,459
529 Sabarmati Project(Dharoi)	-	35,076,702 (a)	35,076,702	1,248,073,244
531 Machhu Irrigation Scheme Stage-I	-	369,075	369,075	504,893,340
541 Watrak Irrigation Scheme	-	7,545,516 (b)	7,545,516	706,972,657
542 Damanganga River Project	-	33,667,231	33,667,231	1,943,829,159
618 Bajaj Sagar Project	-	100,000,000	100,000,000	474,604,928
630 Strengthening of Machhu-I	-	-	-	13,102,346
631 Irrigation Extension in Completed Major Irrigation Project	-	483,437,749	483,437,749	566,730,609
632 Constructing High Level Canal from Panam Reservoir	-	1,441,587	1,441,587	3,658,106
633 Dharoi Right Bank loop Canal Scheme	-	862,391	862,391	962,396
796 Tribal Area Sub-Plan	-	-	-	908,991,866
Total - 01	-	8,136,545,091	8,136,545,091	80,316,837,341 (c)

(a) Excludes Rs.228,500 spent out of an advance from the Contingency Fund during 2000-2001 but not recouped to the fund till the close of the year.

(b) Includes Rs.2,21,563(Charged) spent out of an advance from the Contingency Fund during 1999-2000 and recouped to the fund during the year.

(c) Please see foot note (A) of this Statement.

177  
STATEMENT NO-13-(contd.)

Nature of Expenditure 1	Expenditure during 2000-2001			Expenditure to end of 2000-2001 5
	Non-Plan 2	Plan 3	Total 4	
	Rs.	Rs.	Rs.	Rs.
<b>EXPENDITURE HEADS(Capital Account)-(contd.)</b>				
<b>-CAPITAL ACCOUNT OF ECONOMIC SERVICES-(contd.)</b>				
<b>701 Capital Account of Irrigation and Flood Control-(contd.)</b>				
<b>701 Capital Outlay on Major and Medium Irrigation-(contd.)</b>				
<b>03 Medium Irrigation-Commercial-</b>				
502 Hathmati Reservoir(Modernisation) Project(Hathmati Irrigation Scheme)	-	-	-	82,088,901
504 Shetrunji Irrigation Project (Shetrunji Irrigation Scheme Palitana)	-	189,525	189,525	373,778,232
506 Hiran Irrigation Scheme	-	-	-	51,802,491
507 Banas Valley Project (Dantiwada Weir Scheme)	-	206,486	206,486	556,741,175
510 Guhai Reservoir Project (Guhai Irrigation Scheme)	-	5,460,096	5,460,096	620,639,013
511 Mazam Irrigation Scheme	-	2,247,991	2,247,991	335,486,913
514 Mahi Canal Project(Mahi Irrigation Scheme)	-	991,894	991,894	585,049,289
516 Deo Irrigation Scheme	-	45,600	45,600	498,759,699
517 Bhadar Irrigation Scheme	-	392,187	392,187	594,909,328
518 Goma Irrigation Scheme	-	1,621,174	1,621,174	70,327,170
519 Hadaf Irrigation Scheme	-	(2,321)	(2,321)	276,784,741
520 Aji(Thorala-IV)-Irrigation Scheme	-	103,256,319	103,256,319	688,351,428
521 Sukhbhadar Irrigation Scheme	-	311,955	311,955	239,554,463
522 Kalubhar Irrigation Scheme	-	44,500	44,500	208,678,634
523 Aji-III Irrigation Scheme	-	12,617	12,617	338,897,848
524 Machhundri Irrigation Scheme	-	308,094 (d)	308,094	220,865,204
525 Kakarapar Modernisation Scheme	-	164,626	164,626	142,324,450
528 Kadana Reservoir Project	-	13,744,343	13,744,343	1,134,988,645
532 Kharicut Modernisation Scheme	-	-	-	89,024,224
533 Nara Irrigation Scheme	-	553,052	553,052	23,010,397
534 Fatehgadh Irrigation Scheme	-	125,808	125,808	18,371,304
535 Khambhalav Irrigation Scheme	-	-	-	35,743,312
536 Godhathad Irrigation Scheme	-	100,402	100,402	6,508,267
537 Kalagodha Irrigation Scheme	-	-	-	20,555,461
539 Mukteshwar Irrigation Scheme	-	30,122,363	30,122,363	333,155,386
540 Jagadia Irrigation Scheme	-	62,413	62,413	21,214,151
543 Mitty Irrigation Scheme	-	-	-	11,984,923
544 Bhukhi Irrigation Scheme	-	-	-	18,742,036
545 Muthal Irrigation Scheme	-	215,364	215,364	21,245,524
546 Berachia Irrigation Scheme	-	132,168	132,168	9,755,058

Figure in bracket shows minus expenditure which is under investigation.

(d) Includes Rs.1,14,982(Charged) spent out of an advance from the Contingency Fund during 1999-2000 and recouped to the fund during the year.

## STATEMENT NO-13-(contd.)

Nature of Expenditure 1	Expenditure during 2000-2001			Expenditure to end of 2000-2001 5
	Non-Plan 2	Plan 3	Total 4	
	Rs.	Rs.	Rs.	Rs.
<b>EXPENDITURE HEADS(Capital Account)-(contd.)</b>				
<b>C-CAPITAL ACCOUNT OF ECONOMIC SERVICES-(contd.)</b>				
<b>(d) Capital Account of Irrigation and Flood Control-(contd.)</b>				
<b>4701 Capital Outlay on Major and Medium Irrigation-(contd.)</b>				
<b>03 Medium Irrigation-Commercial-(contd.)</b>				
547 Don Irrigation Scheme	-	105,551	105,551	11,563.0
548 Chaperwadi Irrigation Scheme	-	-	-	46,597.4
549 Karmal Irrigation Scheme	-	-	-	44,875.7
550 Godhadhari Irrigation Scheme	-	-	-	39,401.8
551 Ishwaria Irrigation Scheme	-	8,120	8,120	12,438.7
552 Nayari-II Irrigation Scheme	-	-	-	52,102.9
553 Demi-II Irrigation Scheme	-	150,357	150,357	81,899.8
554 Aji-II Irrigation Scheme	-	80,970	80,970	72,886.5
555 Venu-II Irrigation Scheme	-	507,051	507,051	223,643.3
556 Sani Irrigation Scheme	-	-	-	104,329.5
557 Und(Jivapur) Irrigation Scheme	-	-	-	227,720.7
558 Dai(Minsar) Irrigation Scheme	-	-	-	25,748.5
559 Rangmati Irrigation Scheme	-	90,355	90,355	10,504.3
560 Falla(Kankavati) Irrigation Scheme	-	-	-	16,739.5
561 Bhugalwadi Irrigation Scheme	-	-	-	18,259.8
562 Sonamati Irrigation Scheme	-	-	-	19,167.1
563 Varadi Irrigation Scheme	-	-	-	1,275.9
564 Machhu-III Irrigation Scheme	-	312,847	312,847	2,897.5
565 Und-II Irrigation Scheme	-	17,896,018	17,896,018	619,266.2
566 Bagad Irrigation Scheme	-	312,240	312,240	39,841.1
567 Rajval Irrigation Scheme	-	-	-	40,027.6
568 Khura Irrigation Scheme	-	-	-	35,572.2
569 Lakhanko Irrigation Scheme	-	-	-	14,167.4
570 Malgadh Irrigation Scheme	-	-	-	8,319.2
574 Hamirpur Irrigation Scheme	-	(22,188)	(22,188)	6,715.6
575 Amipur Irrigation Scheme	-	1,696,633	1,696,633	135,021.8
576 Hiran-II Irrigation Scheme	-	60,019	60,019	58,095.3
577 Uben Irrigation Scheme	-	1,379,043	1,379,043	147,729.4
579 Kalindri Irrigation Scheme	-	(2,798)	(2,798)	45,120.4
581 Ozat Irrigation Scheme	-	-	-	189,205.8
582 Ozat-II Irrigation Scheme	-	92,045,737 (e)	92,045,737	543,809.0
583 Shingoda Irrigation Scheme	-	(6,272)	(6,272)	51,654.0
584 Raval Irrigation Scheme	-	121,599	121,599	81,432.9

Figure in bracket shows minus expenditure which is under investigation.

(e) Includes Rs.12,279 (Charged) spent out of an advance from the Contingency Fund during 1999-2000 and recouped to the fund during the year.

## STATEMENT NO-13-(contd.)

Nature of Expenditure 1	Expenditure during 2000-2001			Expenditure to end of 2000-2001
	Non-Plan 2	Plan 3	Total 4	5
	Rs.	Rs.	Rs.	Rs.
<b>EXPENDITURE HEADS(Capital Account)-(contd.)</b>				
<b>CAPITAL ACCOUNT OF ECONOMIC SERVICES-(contd.)</b>				
<b>) Capital Account of Irrigation and Flood Control-(contd.)</b>				
<b>01 Capital Outlay on Major and Medium Irrigation-(contd.)</b>				
<b>03 Medium Irrigation-Commercial-(contd.)</b>				
585 Datardi Irrigation Scheme	-	-	-	527,407
586 Raidy Irrigation Scheme	-	-	-	89,538,589
588 Varajani Irrigation Scheme	-	-	-	6,625,033
589 Phophal Irrigation Scheme	-	15,977	15,977	58,331,821
590 Extension on Irrigation chanel 40 Hect.Chak to 8H	-	7,960,779	7,960,779	250,665,994
591 Lift Irrigation Scheme in Ukai Project Area	-	-	-	24,232,633
592 Niruna Irrigation Scheme	-	-	-	9,810,893
593 Rudramata Irrigation Scheme	-	-	-	8,808,129
594 Gajod Irrigation Scheme	-	-	-	3,032,604
595 Suvi Irrigation Scheme	-	315,591	315,591	5,834,401
596 Kankavati Irrigation Scheme	-	-	-	6,985,736
597 Kaila Irrigation Scheme	-	187,460	187,460	5,939,336
598 Sanandro Irrigation Scheme	-	82,230	82,230	2,622,426
599 Meshwa Irrigation Scheme (Meshwa(Shamalaji)Reservoir Project)	-	-	-	49,599,753
601 Bhadar Irrigation Scheme	-	83,459	83,459	142,427,715
602 Dam on River Sasoi	-	-	-	8,090,592
603 Moj Irrigation Scheme	-	-	-	14,285,022
604 Dam on River Brahamani	-	-	-	10,648,780
605 Ranghola Irrigation Scheme	-	-	-	8,229,129
606 Wadhvan Bhoghavo Irrigation Scheme	-	-	-	8,131,244
607 Khodiar(Shetrunji)Project	-	-	-	20,222,029
608 Wartoo Irrigation Scheme	-	-	-	6,638,322
609 Machhu Irrigation Scheme-Stage-I	-	5,842,219	5,842,219	121,646,028
610 Fulzar Irrigation Scheme	-	-	-	8,983,275
611 Karad Irrigation Scheme	-	187,898	187,898	12,763,888
612 Patadungri Irrigation Scheme	-	-	-	6,204,985
613 Jowja Wadhwan Irrigation Scheme	-	-	-	27,616,708

## STATEMENT NO-13-(contd.)

Nature of Expenditure 1	Expenditure during 2000-2001			Expenditure to end of 2000-2001 5
	Non-Plan 2	Plan 3	Total 4	
	Rs.	Rs.	Rs.	Rs.
<b>EXPENDITURE HEADS(Capital Account)-(contd.)</b>				
<b>C-CAPITAL ACCOUNT OF ECONOMIC SERVICES-(contd.)</b>				
(d) Capital Account of Irrigation and Flood Control-(contd.)				
4701 Capital Outlay on Major and Medium Irrigation-(contd.)				
03 Medium Irrigation-Commercial-(contd.)				
614 Rajwasana Irrigation Scheme	-	-	-	11,686,511
615 Limbdi Irrigation Scheme	-	-	-	90,676,948
616 Limbdi Bhogavo Irrigation Scheme	-	-	-	6,086,599
617 Fatewadi eight months Scheme	-	735,981	735,981	354,254,662
619 Vadia Khambhi Jadia Irrigation Scheme	-	-	-	73,674,801
620 Falka Irrigation Scheme	-	-	-	127,539,622
621 Motisar Irrigation Scheme	-	-	-	44,127,900
624 Sarangpur Gala Irrigation Scheme	-	-	-	351,342
625 Phad-Dang Betti Irrigation Scheme	-	-	-	157,264
626 Datarwadi-II Irrigation Scheme	-	-	-	42,542
627 Ozat-II Water Resources Project	-	-	-	492,935
628 Morsal Irrigation Scheme	-	-	-	209,983
629 Saran Water Resources Project-III	-	-	-	49,151
630 Sindhari Irrigation Scheme	-	-	-	59,493
631 Shell Dedwamal Irrigation Scheme	-	-	-	35,425
633 Thebi Water Resources Scheme	-	-	-	36,928
634 Veradi Irrigation Scheme	-	-	-	3,034

## STATEMENT NO-13-(contd.)

Nature of Expenditure 1	Expenditure during 2000-2001			Expenditure to end of 2000-2001 5
	Non-Plan 2	Plan 3	Total 4	
	Rs.	Rs.	Rs.	Rs.
<b>EXPENDITURE HEADS(Capital Account)-(contd.)</b>				
<b>C-CAPITAL ACCOUNT OF ECONOMIC SERVICES-(contd.)</b>				
<b>(d) Capital Account of Irrigation and Flood Control-(contd.)</b>				
<b>4701 Capital Outlay on Major and Medium Irrigation-(contd.)</b>				
<b>03 Medium Irrigation-Commercial-(contd.)</b>				
636 Bakrol Irrigation Scheme	-	846,732	846,732	8,749,908
651 Vatra-II Irrigation Scheme	-	21,124,936	21,124,936	449,745,325
652 Utavali(Gunda) Irrigation Scheme	-	7,446,286	7,446,286	262,883,778
653 Restoration of Mitty Irrigation Scheme	-	8,286,219	8,286,219	260,631,980
655 Kotda Bavisi Irrigation Scheme	-	-	-	206,308
656 Demi-III Irrigation Scheme	-	34,070,553	34,070,553	245,512,322
657 Bhadar II Irrigation Scheme	-	98,889,697	98,889,697	555,418,760
662 Limbdi Bhogavo-II Vadod Irrigation Scheme	-	4,904,124	4,904,124	411,247,129
670 Shingoa-II Irrigation Scheme	-	-	-	576,138
672 Santli Irrigation Scheme	-	-	-	2,444,115
674 Varansi Irrigation Scheme	-	(133,048)	(133,048)	2,805,223
675 Hathi Pagla Irrigation Scheme	-	-	-	9,918
676 Khedra Irrigation Scheme	-	-	-	135,513
677 Dam Safety Works of Irrigation Scheme	-	13,851,140	13,851,140	426,114,751
* 678 Rehabilitation of old canal system	-	10,379,541	10,379,541	1,040,540,535
679 Modernisation of Old Irrigation Scheme for Canal System	-	5,960,363	5,960,363	476,438,535
680 Improvement of Irrigation Management through Farmer's Participation	-	2,350,713	2,350,713	190,543,794
681 Scheme for provision of Hydro Mechanisation towards augmentive storage capacity	-	62,488,186	62,488,186	296,186,898
682 Scheme undertaken as National Water Management Programme with external aid	-	-	-	53,083,789
683 National Hydrological Project with external aid	-	94,340,327	94,340,327	451,793,309
Figure in bracket shows minus expenditure which is under investigation.				

## STATEMENT NO-13-(contd.)

Nature of Expenditure 1	Expenditure during 2000-2001			Expenditure to end of 2000-2001
	Non-Plan 2	Plan 3	Total 4	5
	Rs.	Rs.	Rs.	Rs.
<b>EXPENDITURE HEADS(Capital Account)-(contd.)</b>				
<b>C-CAPITAL ACCOUNT OF ECONOMIC SERVICES-(contd.)</b>				
<b>(d) Capital Account of Irrigation and Flood Control-(contd.)</b>				
<b>4701 Capital Outlay on Major and Medium Irrigation-(contd.)</b>				
<b>03 Medium Irrigation-Commercial-(contd.)</b>				
684 Fulzer - II Irrigation Scheme	-	-	-	1,672,239
685 Sorathi Irrigation Scheme	-	-	-	7,086,277
689 Vadgam Irrigation Scheme	-	-	-	389,751
690 Umreecha Irrigation scheme	-	1,011	1,011	27,927
692 Kadana Recharge Canal	-	-	-	631,641
693 Link of Bhadar Main Canal with kadana Right Bank Canal	-	-	-	1,038,515
695 Augmentation of Surface Water Recharge	-	-	-	1,208,311
698 Extension of Dharoi Right Dank Main Canal	-	19,678,421	19,678,421	22,350,360
699 Dharoi left Bank High level Canal	-	79,056	79,056	278,668
701 Niruna Irrigation Scheme	-	63,731	63,731	859,836
702 Fategadh Irrigation Scheme	-	320,124	320,124	1,140,226
703 Godhatad Irrigation Scheme	-	205,754	205,754	1,110,342
704 Suvai Irrigation Scheme	-	-	-	1,862,373
705 Nara Irrigation Scheme	-	177,658	177,658	1,513,764
706 Gajansar Irrigation Scheme	-	-	-	496,615
707 Macchu-II Irrigation Scheme increasing existing Canal Capacity	-	9,712,676	9,712,676	9,819,899
Ambajal Irrigation Scheme	-	-	-	10,061,585
Bhoghavo Irrigation Scheme	-	-	-	8,015,162
Baldeva Irrigation Scheme	-	863,282	863,282	7,832,697
Brahamani Irrigation Scheme	-	-	-	545,343
Chaparwadi Irrigation Scheme (Near Lunivav)	-	-	-	6,151,774
Construction of field channels in the command area in the Kakarapar and Ukai Right Bank Canal	-	-	-	31,875,089
Datarwadi Irrigation Scheme	-	-	-	16,070,518
Demi Irrigation Scheme	-	-	-	41,668,557
Dhari Irrigation Scheme	-	-	-	2,526,684
Hathmati and K.C.C.System	-	-	-	18,000,368
Harnav River Scheme	-	1,510,975	1,510,975	3,458,151
Improving the Drainage in Surat	-	-	-	5,456,304
Karad Tank Scheme	-	-	-	9,737,882
Kabutri Irrigation Scheme	-	-	-	1,688,621
Kaswati Irrigation Scheme	-	-	-	8,525,397
Khankhi jadia Irrigation Scheme	-	-	-	6,660,217
Machhan Nala Irrigation Scheme	-	1,496,768	1,496,768	5,695,646
Malan Irrigation Scheme	-	-	-	4,061,967



## STATEMENT NO-13-(contd.)

Nature of Expenditure 1	Expenditure during 2000-2001			Expenditure to end of 2000-2001 5
	Non-Plan 2	Plan 3	Total 4	
	Rs.	Rs.	Rs.	
<b>EXPENDITURE HEADS(Capital Account)-(contd.)</b>				
<b>C-CAPITAL ACCOUNT OF ECONOMIC SERVICES-(contd.)</b>				
<b>(d) Capital Account of Irrigation and Flood Control-(contd.)</b>				
<b>4701 Capital Outlay on Major and Medium Irrigation-(concl.)</b>				
<b>03 Medium Irrigation-Commercial-(concl.)</b>				
Manjisar Irrigation Scheme	-	-	-	4,999,530
Machhandri Irrigation Scheme	-	-	-	14,257,000
Mandhuvanti Irrigation Scheme	-	-	-	7,101,208
Patadungri Tank Scheme	-	-	-	13,503,972
Pighat Irrigation Scheme	-	1,219,215	1,219,215	10,434,072
Rojki Irrigation Scheme	-	-	-	2,628,542
Rauni Irrigation Scheme	-	-	-	11,415
Fatewadi Irrigation Scheme	-	-	-	41,635,120
Surajwadi Irrigation Scheme	-	-	-	3,018,095
Sakrola Irrigation Scheme	-	-	-	2,770,585
Saraswati Irrigation Scheme	-	-	-	21,143,678
Umaria Irrigation Scheme	-	997,296	997,296	2,290,356
Und Irrigation Scheme	-	-	-	163,441,334
Waidy Irrigation Scheme	-	-	-	8,303,329
Zanjesari Irrigation Scheme	-	-	-	11,341,285
Gunda Irrigation Scheme	-	-	-	2,439,010
Bhadar water resources project providing fabricating and erecting spillway gate	-	2,496,259	2,496,259	2,496,259
Other schemes each costing Rs.1 crore and less	-	33,559,994	33,559,994	1,203,332,616
796 Tribal Area Sub-Plan	-	-	-	2,044,432,019
797 Transfer to/from Reserve Funds and Deposit Accounts	-	-	-	(1,926,987)
800 Other expenditure-Scarcity works	-	-	-	16,368,278
<b>Total-03</b>	-	<b>727,641,521</b>	<b>727,641,521</b>	<b>21,233,904,138</b>
<b>80 General-</b>				
001 Direction and Administration	-	824,345,880	824,345,880	4,126,816,757
052 Machinery and Equipment	-	4,025,935	4,025,935	11,537,066
796 Tribal Area Sub-Plan	-	17,145,400	17,145,400	960,409,021
799 Suspense	-	(8,103,517)	(8,103,517)	(12,199,863)
800 Other expenditure- Water Development	-	-	-	5,206,776
Other expenditure	-	-	-	71,768,987
<b>Total-80</b>	-	-	-	<b>76,975,763</b>
<b>Total-80</b>	-	<b>837,413,698</b>	<b>837,413,698</b>	<b>5,163,538,744</b>
<b>Total</b>	-	<b>9,701,600,310</b>	<b>9,701,600,310</b>	<b>106,714,280,225</b>

Figure in bracket shows minus expenditure which is under investigation.

## STATEMENT NO-13-(contd.)

Nature of Expenditure 1	Expenditure during 2000-2001			Expenditure to end of 2000-2001
	Non-Plan 2	Plan 3	Total 4	5
	Rs.	Rs.	Rs.	Rs.
<b>EXPENDITURE HEADS(Capital Account)-(contd.)</b>				
<b>C-CAPITAL ACCOUNT OF ECONOMIC SERVICES-(contd.)</b>				
<b>(d) Capital Account of Irrigation and Flood Control-(contd.)</b>				
<b>4702 Capital Outlay on Minor Irrigation-</b>				4,038,680
001 Direction and Administration	-	-	-	-
101 Surface Water-				4,068,130
Khambhda Irrigation Scheme	-	-	-	2,336,444
Hasanpur Irrigation Scheme	-	-	-	71,475,233
Lift Irrigation Scheme	-	-	-	66,380,486
Beti Irrigation Scheme	-	-	-	39,571,839
Khoda Piper Irrigation Scheme	-	-	-	115,979,035
Survo Irrigation Scheme	-	-	-	20,757,209
Danti Irrigation Scheme	-	-	-	244,889
karnuki Irrigation Scheme	-	-	-	-
Other schemes each costing Rs.1 crore and less	-	1,528,807,372	1,528,807,372	5,074,287,413
Total-101	-	1,528,807,372	1,528,807,372	5,395,100,678
102 Ground Water-				229,631,160
Construction of Tube-wells in North Gujarat,Mehsna District	-	-	-	-
Drilling and equipping 400 Tube-wells under the North Gujarat Tube-wells scheme in Mehsana,Ahmedabad and Sabarkantha	-	-	-	19,095
Drilling and equipping Tube-wells in Gujarat	-	-	-	10,766,512
Survey and Investigation of Ground Water Resources in Gujarat State Stage-II	-	-	-	1,304,311
Drilling and equipping Tube-wells in Kutch District	-	-	-	12,070,732
Electrification of Tube-wells	-	-	-	13,591,825
Scheme for development of subterranean Water Resources	-	-	-	6,146
Construction of 500 Tubewells in different districts of Gujarat State	-	-	-	100,000,000
Redrilling of 104-Sick Tubewells in Mehsana District of Gujarat State	-	-	-	25,000,000
Other schemes each costing Rs.1 crore and less	-	77,002,000	77,002,000	401,350,602
Total-102	-	77,002,000	77,002,000	793,740,383
796 Tribal Area Sub-Plan	-	75,184,234	75,184,234	299,673,740
800 Other expenditure- Share Capital Contribution to Gujarat Water Resources Development Corporation Limited	-	-	-	188,187,030
Other schemes each costing Rs.1 crore and less	-	-	-	432,060,63
Total-800	-	-	-	620,247,66
Total	-	1,680,993,606	1,680,993,606	7,112,801,14

## STATEMENT NO-13-(contd.)

Nature of Expenditure 1	Expenditure during 2000-2001			Expenditure to end of 2000-2001
	Non-Plan 2	Plan 3	Total 4	5
	Rs.	Rs.	Rs.	Rs.
<b>EXPENDITURE HEADS(Capital Account)-(contd.)</b>				
<b>2-CAPITAL ACCOUNT OF ECONOMIC SERVICES-(contd.)</b>				
d) Capital Account of Irrigation and Flood Control-(concl.)				
705 Capital Outlay on Command Areas Development- Area Development Programmes- Area Irrigation Programme	-	-	-	508,302
Total	-	-	-	508,302
711 Capital Outlay on Flood Control Projects-				
01 Flood Control-				
001 Direction and Administration	-	2,144,890	2,144,890	17,088,232
052 Machinery and Equipment	-	-	-	778,838
103 Civil Works-				
Other schemes each costing Rs.1 crore and less	-	12,455	12,455	225,227,659
799 Suspense	-	(24,110)	(24,110)	516,335
800 Other expenditure-				
Flood control measures in river Tapi in lower Tapi Basin	-	-	-	26,803,075
Baroda Flood Control Scheme	-	-	-	3,386,653
Total-800	-	-	-	30,189,728
Total-01	-	2,133,235	2,133,235	273,800,792
03 Drainage-				
001 Direction and Administration	-	49,895,490	49,895,490	487,762,079
052 Machinery and Equipment	-	615,561	615,561	10,108,071
103 Civil Works-				
Chorvadodra Drainage Project	-	862,277	862,277	106,552,847
Other schemes each costing Rs.1 crore and less	-	77,778,736 (f)	77,778,736	788,043,375
Total-103	-	78,641,013	78,641,013	894,596,222
799 Suspense	-	3,750,684	3,750,684	755,429
Total-03	-	132,902,748	132,902,748	1,393,221,801
Total	-	135,035,983	135,035,983	1,667,022,593
<b>Total-(d)-Capital Account of Irrigation and Flood Control</b>	-	11,517,629,899	11,517,629,899	115,494,612,262

Figure in bracket shows minus expenditure which is under investigation.

(f) Excludes Rs.29,994,561 spent out of an advance from the Contingency Fund during 2000-2001 but not recouped to the fund till the close of the year.

## STATEMENT NO-13-(contd.)

Nature of Expenditure I	Expenditure during 2000-2001			Expenditure to end of 2000-2001 5
	Non-Plan 2	Plan 3	Total 4	
	Rs.	Rs.	Rs.	Rs.
<b>EXPENDITURE HEADS(Capital Account)-(contd.)</b>				
<b>C-CAPITAL ACCOUNT OF ECONOMIC SERVICES-(contd.)</b>				
<b>(e) Capital Account of Energy-</b>				
<b>4801 Capital Outlay on Power Projects-</b>				
<b>01 Hydel Generation-</b>				
<b>Narmada Project-</b>				
<b>403 Unit-III-Power-</b>				
001 Direction and Administration	-	4,822,664	4,822,664	144,062,89
052 Machinery and Equipment	-	144,200,000	144,200,000	165,252,53
190 Investments in Public Sector and Other Undertakings	-	150,000,000	150,000,000	5,766,962,95
799 Suspense	-	-	-	(24,231,49
Power Scheme	-	-	-	812,409,79
Advances to be recovered from other Government and Agencies for Common Works	-	-	-	(6,395,859,65
<b>Total-Narmada Project-403-</b>				
<b>Unit-III-Power</b>	-	299,022,664	299,022,664	468,597,037
001 Direction and Administration	-	-	-	681,608
052 Machinery and Equipment	-	-	-	527
800 Other expenditure	-	-	-	9,015,356
<b>Total-01</b>	-	299,022,664	299,022,664	478,294,528

Figure in bracket shows minus expenditure which is under investigation.

## STATEMENT NO-13-(contd.)

Nature of Expenditure 1	Expenditure during 2000-2001			Expenditure to end of 2000-2001
	Non-Plan 2	Plan 3	Total 4	5
	Rs.	Rs.	Rs.	Rs.
<b>EXPENDITURE HEADS(Capital Account)-(contd.)</b>				
<b>-CAPITAL ACCOUNT OF ECONOMIC SERVICES-(contd.)</b>				
<b>Capital Account of Energy-(contd.)</b>				
<b>01 Capital Outlay on Power Projects-(concl.)</b>				
<b>02 Thermal Power Generation-</b>				
190 Investments in Public Sector and Other Undertakings- Ahmedabad Electricity Company Limited	-	-	-	117,320,500
800 Other expenditure- Other schemes each costing Rs.1 crore and less	-	-	-	4,095,759
Total-02	-	-	-	121,416,259
<b>04 Diesel/Gas Power Generation-</b>				
190 Investments in Public Sector and Other Undertakings	-	-	-	50,000,000
Total-04	-	-	-	50,000,000
<b>05 Transmission and Distribution-</b>				
190 Investments in Public Sector and Other Undertakings	-	-	-	1,806,000,000
800 Other expenditure	-	-	-	3,614,153
Total-05	-	-	-	1,809,614,153
<b>80 General-</b>				
004 Research and Development- Power Development	-	-	-	2,244,288
Total-80	-	-	-	2,244,288
Total	-	299,022,664	299,022,664	2,461,569,228

## STATEMENT NO-13-(contd.)

Nature of Expenditure 1	Expenditure during 2000-2001			Expenditure to end of 2000-2001 5
	Non-Plan 2	Plan 3	Total 4	
	Rs.	Rs.	Rs.	Rs.
<b>EXPENDITURE HEADS(Capital Account)-(contd.)</b>				
<b>C-CAPITAL ACCOUNT OF ECONOMIC SERVICES-(contd.)</b>				
<b>(e) Capital Account of Energy-(concl.)</b>				
<b>4802 Capital Outlay on Petroleum-</b>				
<b>02 Refining and Marketing     of Oil and Gas-</b>				
190 Investments in Public Sector and Other Undertakings- Other schemes each costing Rs.1 crore and less	-	-	-	860,321
Total-190	-	..	..	860,321
Total-02	-	..	..	860,321
Total	-	..	..	860,321
<b>Total-(e)-Capital Account of Energy</b>	-	299,022,664	299,022,664	2,462,429,549
<b>(f) Capital Account of Industry and Minerals-</b>				
<b>4851 Capital Outlay on Village and Small Industries-</b>				
101 Industrial Estates-				
Industrial Estate set-up by Government	-	-	-	6,786,116
Capital contribution in Industrial Estates set-up by private agencies	-	-	-	1,091,242
Total-101	-	-	-	7,877,358
102 Small Scale Industries-				
Gujarat State Small Industries Corporation	-	-	-	23,719,500
Rural Industries marketing Institution for Cottage Industries	-	-	-	5,000,000
Other schemes each costing Rs.1 crore and less	-	6,350,000	6,350,000	40,700,000
Total-102	-	6,350,000	6,350,000	69,419,500

## STATEMENT NO-13-(contd.)

Nature of Expenditure	Expenditure during 2000-2001			Expenditure to end of 2000-2001
	Non-Plan	Plan	Total	
1	2	3	4	5
	Rs.	Rs.	Rs.	Rs.
<b>EXPENDITURE HEADS(Capital Account)-(contd.)</b>				
<b>C-CAPITAL ACCOUNT OF ECONOMIC SERVICES-(contd.)</b>				
<b>(f) Capital Account of Industry and Minerals-(contd.)</b>				
<b>4851 Capital Outlay on Village and Small Industries-(concltd.)</b>				
103 Handloom Industries	-	7,366,000	7,366,000	73,573,290
104 Handicraft Industries	-	1,632,000	1,632,000	29,449,000
107 Sericulture Industries	-	-	-	141,180
191 Industrial Co-operatives- Investments in Industrial Co-operatives (Including district level Association)	-	6,311,800	6,311,800	59,081,712
200 Other Village Industries- Share Capital contribution to Gujarat State Leather Industries Development Corporation Other schemes each costing Rs.1 crore and less	-	-	-	15,516,540
	-	-	-	3,410,000
Total-200	-	-	-	18,926,540
796 Tribal Area Sub-Plan	-	1,525,000	1,525,000	26,641,385
800 Other expenditure	-	-	-	6,087,540
Total	-	23,184,800	23,184,800	291,197,505
<b>4852 Capital Outlay on Iron and Steel Industries-</b>				
<b>02 Manufacture-</b>				
800 Other expenditure- Iron and Steel	-	-	-	8,558
Total-02	-	-	-	8,558
Total	-	-	-	8,558
<b>4853 Capital Outlay on Non-ferrous Mining and Metallurgical Industries-</b>				
<b>01 Mineral Exploration and Development-</b>				
004 Research and Development- Other schemes each costing Rs.1 crore and less	-	-	-	4,112,607
190 Investments in Public Sector and Other Undertakings- Gujarat State Mineral Development Corporation Limited	-	-	-	31,800,000
Total-01	-	-	-	35,912,607
Total	-	-	-	35,912,607

## STATEMENT NO-13-(contd.)

Nature of Expenditure 1	Expenditure during 2000-2001			Expenditure to end of 2000-2001
	Non-Plan 2	Plan 3	Total 4	5
	Rs.	Rs.	Rs.	Rs.
<b>EXPENDITURE HEADS(Capital Account)-(contd.)</b>				
<b>C-CAPITAL ACCOUNT OF ECONOMIC SERVICES-(contd.)</b>				
<b>(f) Capital Account of Industry and Minerals-(contd.)</b>				
<b>4854 Capital Outlay on Cement and Non-Metallic Mineral Industries-</b>				
<b>01 Cement-</b>				
190 Investments in Public Sector and Other Undertakings- Other schemes each costing Rs.1 crore and less	-	-	-	160,197
Total-190	-	-	-	160,197
Total-01	-	-	-	160,197
Total	-	-	-	160,197
<b>4856 Capital Outlay on Petrochemical Industries-</b>				
190 Investments in Public Sector and Other Undertakings- Investment in Gujarat State Petrochemicals Company Limited	-	185,000,000	185,000,000	988,610,700
Total	-	185,000,000	185,000,000	988,610,700
<b>4857 Capital Outlay on Chemical and Pharmaceutical Industries-</b>				
<b>01 Chemical and Pesticides Industries-</b>				
190 Investments in Public Sector and Other Undertakings- Share Capital Contribution to Tata Chemicals	-	-	-	60,900
Total-01	-	-	-	60,900
Total	-	-	-	60,900
<b>4858 Capital Outlay on Engineering Industries-</b>				
<b>04 Ship-Building Industries-</b>				
004 Research and Development- Compensation to Government of India for taking over M/s. Alcock Ashdown Company Limited	-	-	-	2,500,000
Total-04	-	-	-	2,500,000



## STATEMENT NO-13-(contd.)

Nature of Expenditure 1	Expenditure during 2000-2001			Expenditure to end of 2000-2001 5
	Non-Plan 2	Plan 3	Total 4	
	Rs.	Rs.	Rs.	Rs.
<b>EXPENDITURE HEADS(Capital Account)-(contd.)</b>				
<b>C-CAPITAL ACCOUNT OF ECONOMIC SERVICES-(contd.)</b>				
<b>(f) Capital Account of Industry and Minerals-(contd.)</b>				
<b>4858 Capital Outlay on Engineering Industries-(concl'd.)</b>				
<b>60 Other Engineering Industries-</b>				
190 Investments in Public Sector and Other Undertakings-				
Investment in Gujarat Tractor Corporation Limited	-	-	-	153,019,720
Investment in Gujarat State Construction Corporation	-	-	-	50,000,000
Other schemes each costing Rs.1 crore and less	-	-	-	2,502,941
Total-190	-	-	-	205,522,661
800 Other expenditure- Light Engineering Industries	-	-	-	(208,206)
Total-60	-	-	-	205,314,455
Total	-	-	-	207,814,455
<b>4859 Capital Outlay on Telecommunication and Electronic Industries-</b>				
<b>02 Electronics-</b>				
190 Investment in Pubic Sector and Other Undertakings-				
Gujarat Communications and Electronics Development Corporation	-	-	-	124,500,700
Total-190	-	-	-	124,500,700
Total-02	-	-	-	124,500,700
Total	-	-	-	124,500,700
<b>4860 Capital Outlay on Consumer Industries-</b>				
<b>01 Textiles-</b>				
190 Investment in Pubic Sector and Other Undertakings-				
Gujarat State Textiles Corporation Limited	-	-	-	870,054,822
Other Schemes each costing Rs.1 crore and less	-	-	-	205,400,000
Total-190	-	-	-	1,075,454,822
191 Co-operative Spinning Mills- Spinning Mills	-	-	-	22,079,000
Total-191	-	-	-	22,079,000
Total-01	-	-	-	1,097,533,822

Figure in bracket shows minus expenditure which is under investigation.

## STATEMENT NO-13-(contd.)

Nature of Expenditure 1	Expenditure during 2000-2001			Expenditure to end of 2000-2001 5
	Non-Plan 2	Plan 3	Total 4	
	Rs.	Rs.	Rs.	Rs.
<b>EXPENDITURE HEADS(Capital Account)-(contd.)</b>				
<b>C-CAPITAL ACCOUNT OF ECONOMIC SERVICES-(contd.)</b>				
<b>(f) Capital Account of Industry and Minerals-(contd.)</b>				
<b>4860 Capital Outlay on Consumer Industries-(concl.)</b>				
<b>04 Sugar-</b>				
191 Co-operative Sugar Mills-	-	31,730,000	31,730,000	425,118,022
Sugar Factories	-	46,700,000	46,700,000	484,478,127
796 Tribal Area Sub-Plan	-	-	-	-
Total-04	-	78,430,000	78,430,000	909,596,149
<b>05 Paper and Newsprint-</b>				
800 Other expenditure-	-	-	-	986,500
Paper	-	-	-	-
Total-05	-	-	-	986,500
<b>60 Others-</b>				
600 Others-	-	-	-	25,000
Ceramics	-	-	-	113,200
Other Industries	-	-	-	4,303
Tea	-	-	-	-
Total-600	-	-	-	142,503
Total-60	-	-	-	142,503
Total	-	78,430,000	78,430,000	2,008,258,974
<b>4875 Capital Outlay on Other Industries-</b>				
<b>60 Other Industries-</b>				
800 Other expenditure	-	-	-	241,800
Total-60	-	-	-	241,800
Total	-	-	-	241,800

## STATEMENT NO-13-(contd.)

Nature of Expenditure 1	Expenditure during 2000-2001			Expenditure to end of 2000-2001
	Non-Plan 2	Plan 3	Total 4	5
	Rs.	Rs.	Rs.	Rs.
<b>EXPENDITURE HEADS(Capital Account)-(contd.)</b>				
<b>CAPITAL ACCOUNT OF ECONOMIC SERVICES-(contd.)</b>				
<b>Capital Account of Industry and Minerals-(concltd.)</b>				
<b>85 Other Capital Outlay on Industries and Minerals-</b>				
<b>01 Investments in Industrial Financial Institutions-</b>				
190 Investments in Public Sector and Other Undertakings-				
Gujarat State Financial Corporation	-	-	-	971,171,560
Share Capital Contribution to Gujarat State Investment Limited	-	-	-	2,428,335,940
Gujarat Industrial Investment Corporation	-	886,000,000	886,000,000	2,506,719,750
Gujarat Growth Centres Development Corporation	6,664,000	50,000,000	56,664,000	113,164,000
Other Investments each costing Rs.1 crore and less	-	-	-	1,163,207,274
Total-190	6,664,000	936,000,000	942,664,000	7,182,598,524
200 Other Investments	-	-	-	51,997,332
796 Tribal Area Sub-Plan	-	(5,311,356)	(5,311,356)	63,763,305
Total-01	6,664,000	930,688,644	937,352,644	7,298,359,161
<b>60 Others-</b>				
796 Tribal Area Sub-Plan	-	-	-	170,481
800 Other expenditure-				
Education, Research and Training Industrial areas and Satellite Townships	-	-	-	3,323,675
Share Capital to Industrial Co-operatives and Package Scheme	-	-	-	8,029,796
Share Capital Contribution to Co-operative Spinning Mills	-	-	-	1,630,735
Construction of Udyog Bhavan at Gandhinagar-	-	-	-	15,208,600
East Wing	-	-	-	35,346,370
West Wing	-	-	-	24,631,556
Other schemes each costing Rs.1 crore and less	-	-	-	38,055,172
Total-800	-	-	-	126,225,904
Total-60	-	-	-	126,396,385
Total	6,664,000	930,688,644	937,352,644	7,424,755,546
<b>Total-(f)-Capital Account of Industry and Minerals</b>	<b>6,664,000</b>	<b>1,217,303,444</b>	<b>1,223,967,444</b>	<b>11,081,521,942</b>

Figure in bracket shows minus expenditure which is under investigation.

## STATEMENT NO-13-(contd.)

Nature of Expenditure 1	Expenditure during 2000-2001			Expenditure to end of 2000-2001 5
	Non-Plan 2 Rs.	Plan 3 Rs.	Total 4 Rs.	
<b>EXPENDITURE HEADS(Capital Account)-(contd.)</b>				
<b>C-CAPITAL ACCOUNT OF ECONOMIC SERVICES-(contd.)</b>				
<b>(g) Capital Account of Transport-</b>				
<b>5051 Capital Outlay on Ports and Light Houses-</b>				
<b>01 Major Ports-</b>				
001 Direction and Administration	-	-	-	17,934,850
<b>02 Minor Ports-</b>				17,934,850
200 Other Small Ports-				
Development of Minor Ports-I-				
Construction of docks,berths and jetties-				
Construction of lockgate at Bhavnagar				
Improving lockgate working				56,530,063
at Bhavnagar				
Dry Cargo berth at Okha				3,313,655
Development of all weather port/first				7,543,729
part of break water at Porbandar				
Development of Porbandar Port				2,762,074
as an all weather port				
Construction of docks,berth				
and jetties				131,409,246
II Port Equipment and Machinery				224,411,520
III Floating Craft				10,933,594
IV Other expenditure				29,598,806
V Dredger and dredging				436,740,596
VI New works financed from				71,775,166
Port Reserve Fund				
VII Appropriation to Port				6,826,576
Development Fund				
VIII Ferry services-Inland Water				14,000,000
Transport facilities at various				
ports-requisition of one grab				
dredger and three hopper burges				
IX Other works each costing				21,174,637
Rs.1 crore and less				
Development of Deep Sea Fisheries				136,022,148
Harbour Okha				
Fisheries Terminal Project at Jakhau	10,000,000			12,500,000
Water Supply Scheme for Fisheries			10,000,000	120,000,000
Terminal Project at Jakhau				
Extention of Fisheries Harbour Mangrole				3,500,000
Maintanance and repairs of various construction				56,528,000
made under the World Bank Project	5,000,000			
Expansion of Fisheries Harbour			5,000,000	10,000,000
at Mangrole	8,165,000	8,165,000	16,330,000	42,330,000
Construction of brakish Water wall at Veraval				
Fisheries Harbour		16,500,000	16,500,000	43,359,000
Total-00	23,165,000	24,665,000	47,830,000	1,441,258,810
797 Transfer to/from Reserve Funds				
and Deposit Accounts				(46,250,506)
Total-02	23,165,000	24,665,000	47,830,000	1,395,008,304

Figure in bracket shows minus expenditure which is under investigation.

## STATEMENT NO-13-(contd.)

Nature of Expenditure 1	Expenditure during 2000-2001			Expenditure to end of 2000-2001 5
	Non-Plan 2	Plan 3	Total 4	
	Rs.	Rs.	Rs.	Rs.
<b>EXPENDITURE HEADS(Capital Account)-(contd.)</b>				
<b>C-CAPITAL ACCOUNT OF ECONOMIC SERVICES-(contd.)</b>				
<b>(g) Capital Account of Transport-(contd.)</b>				
<b>5051 Capital Outlay on Ports and Light Houses-(concl.)</b>				
<b>03 Light Houses and Lightships-</b>				
103 Construction and Development of other Navigational aids	-	-	-	3,291,579
Total-03	-	-	-	3,291,579
<b>80 General-</b>				
190 Investments in Public Sector and Other Undertakings- Financial Assistance to Gujarat Maritime Board- Development of Pipavav Port	-	-	-	36,000,000
Total-80	-	-	-	36,000,000
Total	23,165,000	24,665,000	47,830,000	1,452,234,733
<b>5052 Capital Outlay on Shipping-</b>				
<b>80 General-</b>				
800 Other expenditure- Port services-Inland Water Transport facilities at various ports	-	-	-	1,805,000
Total-80	-	-	-	1,805,000
Total	-	-	-	1,805,000
<b>5053 Capital Outlay on Civil Aviation-</b>				
<b>02 Air Ports-</b>				
102 Aerodromes	-	4,745,710	4,745,710	80,688,903
Total-02	-	4,745,710	4,745,710	80,688,903
<b>60 Other Aeronautical Services-</b>				
101 Communications	-	20,893,659	20,893,659	98,438,765
Total-60	-	20,893,659	20,893,659	98,438,765

## STATEMENT NO-13-(contd.)

Nature of Expenditure 1	Expenditure during 2000-2001			Expenditure to end of 2000-2001 5-
	Non-Plan 2	Plan 3	Total 4	
	Rs.	Rs.	Rs.	Rs.
<b>EXPENDITURE HEADS(Capital Account)-(contd.)</b>				
<b>C-CAPITAL ACCOUNT OF ECONOMIC SERVICES-(contd.)</b>				
<b>(g) Capital Account of Transport-(contd.)</b>				
<b>5053 Capital Outlay on Civil Aviation-(concl.)</b>				
<b>80 General-</b>				
800 Other expenditure	-	-	-	8,187,4
Total-80	-	-	-	8,187,4
Total	-	25,639,369	25,639,369	187,315,17
<b>5054 Capital Outlay on Roads and Bridges-</b>				
<b>01 National Highway-</b>				
337 Roads Works	-	668,864,880	668,864,880	1,784,879,82
190 Investment in Public Sector and other Undertakings- Gujarat National Highway Company Limited	-	-	-	109,720,74
Total-01	-	668,864,880	668,864,880	1,894,600,56
<b>02 Strategic and Border Roads-</b>				
800 Other expenditure	-	-	-	15,759,44
Total-02	-	-	-	15,759,44
<b>03 State Highways-</b>				
101 Bridges-				
Bridge across Ambica river near Bhatha and between Bhatha and Billimora on Coastal Highways	-	-	-	6,131,00
Construction of bridges across river Purna near Navsari	-	-	-	5,906,63
Construction of missing bridge on Machhu river on Wankaner diversion	-	-	-	11,107,31
Construction of bridges across river Tapi at Mandvi	-	-	-	5,331,43
Construction of a bridge across river Sabarmati on the road connecting Gandhinagar near Borij	-	-	-	7,593,54
Providing bridge across Madhu creek near Miyani on Coastal State Highway	-	-	-	10,504,68
Construction of a new bridge on river Tapi near existing railway bridge joining Surat and Utran	-	-	-	11,119,88

## STATEMENT NO-13-(contd.)

Nature of Expenditure 1	Expenditure during 2000-2001			Expenditure to end of 2000-2001 5
	Non-Plan 2	Plan 3	Total 4	
	Rs.	Rs.	Rs.	
<b>EXPENDITURE HEADS(Capital Account)-(contd.)</b>				
<b>C-CAPITAL ACCOUNT OF ECONOMIC SERVICES-(contd.)</b>				
<b>(g) Capital Account of Transport-(contd.)</b>				
<b>5054 Capital Outlay on Roads and Bridges-(contd.)</b>				
<b>03 State Highways-(contd.)</b>				
<b>101 Bridges-(contd.)</b>				
Construction of bridge across river Luni on Balasinor Lunawada road near Agarwada	-	-	-	1,616,546
Construction of bridge across river Sabarmati near village Hansol	-	-	-	25,852,434
Construction of three bridges in place of existing dips on Dhandhuka Bagodara Road	-	-	-	9,289,351
Construction of bridge across river Shetrunji on Bhavnagar Talaja Mahuva Road	-	-	-	9,372,004
Construction of a bridge across river Tapi near Hajira on Magdalla Ichhapur Road	-	-	-	292,717,752
Construction of a bridge with approaches across river Shingoda on Okha Porbandar Road	-	-	-	6,969,750
Construction of missing bridge across Machhu on Kandla-Okha Coastal Highway No.6 section Malia-Pipalia-Hajnati	-	-	-	18,292,948
Construction of missing bridge across Rabvari river on Khavda Kunaria road	-	-	-	5,661,371
Construction of a bridge on river Watrak on Sarswani-Haldharwas Road	-	-	-	1,932,756
Construction of bridge with approach on Coastal State Highway Section-II-Lillapore joining to Koti-Khadi	-	-	-	6,593,099
Construction of a bridge on river Auranga near village Bharvi on Dharampur Kheragam Road	-	-	-	9,085,210
Construction of bridge across river Narmada on Chandod-Poicha Road	-	-	-	6,585,326
Construction of missing bridge on Ambica river in k.m. 1/2 to 1/6 on Sanvalle Tankal Rankuva Karanjveri road (S.H.177)	-	-	-	8,899,559

## STATEMENT NO-13-(contd.)

Nature of Expenditure 1	Expenditure during 2000-2001			Expenditure to end of 2000-2001 5
	Non-Plan 2	Plan 3	Total 4	
	Rs.	Rs.	Rs.	Rs.
<b>EXPENDITURE HEADS(Capital Account)-(contd.)</b>				
<b>C-CAPITAL ACCOUNT OF ECONOMIC SERVICES-(contd.)</b>				
<b>(g) Capital Account of Transport-(contd.)</b>				
<b>5054 Capital Outlay on Roads and Bridges-(contd.)</b>				
<b>03 State Highways-(contd.)</b>				
<b>101 Bridges-(concl.)</b>				
Construction of submerging bridge with approaches on river Mahi near Poicha on Savle Pocha Ahima Road (M.D.R.)	-	-	-	8,681,815
Widening Mohangam Moti Daman Bhilad Road	-	-	-	9,733,466
6/336 Submerging Bridge with approach on river Mahi near kadana	-	-	-	16,642,027
Restoration of Mahi Bridge near Agarwada on Kuha-khathalal- Lunawada Road	-	-	-	23,703,221
Construction of approach new lane bridge across Hadkia creak at Surat	-	-	-	66,247,336
Strengthening weak two lane between km.0 and 451 to 458/0	-	-	-	13,298,699
Construction of diversion road for proposed ROB in place on 278-C-on Jambuda Road	-	-	-	11,991,679
Widening and strengthening of Jambuda Patia Madyana Jod in Ripatia Malia Road CH No.6	-	-	-	13,604,361
Schemewise-B-diversion work-construction of Tali tax Plaza across river function Dhrangadra diversion Viramgoam Malva	-	-	-	12,041,729
Construction of Five Major Bridges (Contract-A)	-	-	-	17,522,930
Construction of two Major Bridges (Contract-B)	-	-	-	10,656,843
Strengthening Pandhro Road (km.0/0 to 20/0)	-	-	-	311,532,435
Other schemes each costing Rs.1 crore and less	-	291,510,719	291,510,719	1,085,137,424
<b>Total-101</b>	-	<b>291,510,719</b>	<b>291,510,719</b>	<b>2,061,356,579</b>



## STATEMENT NO-13-(contd.)

Nature of Expenditure	Expenditure during 2000-2001			Expenditure to end of 2000-2001
	Non-Plan	Plan	Total	
1	2	3	4	5
	Rs.	Rs.	Rs.	Rs.
<b>EXPENDITURE HEADS(Capital Account)-(contd.)</b>				
<b>2-CAPITAL ACCOUNT OF ECONOMIC SERVICES-(contd.)</b>				
<b>g) Capital Account of Transport-(contd.)</b>				
<b>054 Capital Outlay on Roads and Bridges-(contd.)</b>				
<b>03 State Highways-(contd.)</b>				
190 Investment in Public Sector and Other Undertakings	-	68,600,000	68,600,000	253,600,000
337 Road Works-	-	-	-	-
Construction of Jetpur-Amarnagar Road	-	-	-	6,318,784
Construction of diversion outside Rajkot city on Gondal-Rajkot-Jamnagar Road	-	-	-	2,841,649
Construction of Wankaner diversion	-	-	-	40,788
Construction of diversion at Padadhari on Rajkot Jamnagar Road	-	-	-	8,767,923
Widening to intermediate lane Gondal-Trakuda Jam Kandorana Road(State Highway)	-	-	-	-
(36 K.M.length)	-	-	-	-
Road of inter-State importance	-	-	-	918,727
Construction of Ahmedabad-Bhavnagar Road	-	-	-	53,499
Widening and strengthening Dholka-Bagodara Road	-	-	-	15,958,427
Widening of two lanes Bhavnagar-Talaja-Mahuva Road	-	-	-	6,968,749
Construction of Variav-Kathor Road joining N.H.No.8	-	-	-	4,574,390
Construction of Bridge of State Highway-I-Stage	-	-	-	17,186,498
Construction of Bhuj Lakhpat-Panadhro road selected stretches	-	-	-	4,584,717
Construction of Magdalla-Undroak to Railway over Bridge of State Highway-II-Stage	-	-	-	12,242,218
5/345 Widening and strengthening Anand-Umia Road	-	-	-	9,522,048
6/345 Strengthening Gambhira-Borsad Section linking Majpur bridge across	-	-	-	4,133,782
	-	-	-	1,723,811

## STATEMENT NO-13-(contd.)

Nature of Expenditure 1	Expenditure during 2000-2001			Expenditure to end of 2000-2001
	Non-Plan 2	Plan 3	Total 4	5
	Rs.	Rs.	Rs.	Rs.
<b>EXPENDITURE HEADS(Capital Account)-(contd.)</b>				
<b>C-CAPITAL ACCOUNT OF ECONOMIC SERVICES-(contd.)</b>				
<b>(g) Capital Account of Transport-(contd.)</b>				
<b>5054 Capital Outlay on Roads and Bridges-(contd.)</b>				
<b>03 State Highways-(contd.)</b>				
<b>337 Road Works-(contd.)</b>				
Widening Uchhai Nizar Road Km.40 to 74	-	-	-	1,929,887
Strengthening of Hansol-Olpad Road	-	-	-	17,027,667
Widening Surat-Sachin-Navsari Road	-	-	-	813,984,384
Construction of missing bridges with approches across river Machchu on Morbi-Navlakhi S.H.and N.H.	-	-	-	17,968,356
Strengthening Kaira-Mahudha-Dakor Road(Section Mahudha to Dakor Km.30/0 to 56/2)	-	-	-	11,689,596
Widening and strengthening Bharuch-Tankaria Palej Road to 5.5 metre carriageway	-	-	-	9,291
Illav-Kharach-Kosamba Road	-	-	-	1,601
Strengthening Bhilad-Sanjan Umargaon Road	-	-	-	15,009,509
Widening and improvement to roads leading to Gandhinagar township	-	-	-	17,759,330
Widening and strengthening Ankleshwar-Valia-Netrang Road(Km.0/0 to 9/0)	-	-	-	77,371
Strengthening Halvad-Malia Section of Viramgam-Halvad-Malia Road	-	-	-	1,690,070
Widening to intermediate lane - Balasinor Sorna-Kapadwanj Utkantheswar Mahadev	-	-	-	957,712
Widening and Strengthening Anand-Navli-Umta Road	-	-	-	2,682,615
Kathlal and Kapadwanj City on Nadiad Kapadwanj Modasa Road	-	-	-	3,248,262
Widening and Strengthening Anand Karamsad Road	-	-	-	11,512,317
Widening to intermediate lane - Borsad-Kavitha Petlad Road ( 0/0 to 12/0 )	-	-	-	17,707
Other schemes each costing Rs.1 crore and less	40,812,234	2,199,029,793	2,239,842,027	7,931,853,370

## STATEMENT NO-13-(contd.)

Nature of Expenditure	Expenditure during 2000-2001			Expenditure to
	Non-Plan	Plan	Total	end of 2000-2001
1	2	3	4	5
	Rs.	Rs.	Rs.	Rs.
<b>EXPENDITURE HEADS(Capital Account)-(contd.)</b>				
<b>C-CAPITAL ACCOUNT OF ECONOMIC SERVICES-(contd.)</b>				
<b>(g) Capital Account of Transport-(contd.)</b>				
<b>5054 Capital Outlay on Roads and Bridges-(contd.)</b>				
<b>03 State Highways-(contd.)</b>				
<b>337 Road Works-(contd.)</b>				
Widening to two lane Vadodara-Dabhoi-Bodeli-Chhotaudepur-Furkava S.H.No.11.KM	-	-	-	49,173,997
Construction of Shinghrot-Sherakhi-Koyli Road	-	-	-	10,900,080
Construction of road from Navsari-kaliyawadi bridge to Gread to 11 Naka to four lane	-	-	-	6,897,560
Strengthening of Valsad-Gundlav-Khergam Road	-	-	-	7,100,084
Widening the Viramgam Bechharaji,Chanasma, Patan,Deesa Road km.54/0 to 74/0	-	-	-	5,226,370
Widening Savali-Padra Road km.12/390 to 19/381	-	-	-	10,116,062
Four laning to Mehshana Bolda-Modhera road km.0/0 to 4/0	-	-	-	6,573,577
Widening four lane Vadodara Halol Road	-	-	-	11,934,565
Strengthening Gogha Budhel-Vartej Road	-	-	-	15,968,025
Improvement and Widening intermediate lane SH,joining the Nigam Centre	-	-	-	13,927,175
World Bank Project-Gujarat State Highways Project co-ordinating Consultancy Services	-	-	-	18,985,354
Wedening into two lane Harij-Patan-Sidhpur Kheralu-Valasana Idar-Vijaynagar-Rani up to Rajasthan Border road section (Kheralu to Valasana (km.0/0 to 17/2)	-	-	-	11,090,961
Crossing of Railway-Q-10 bridge new village Saij on Ahmedabad,Kalol-Mehsana Road (km.25/8 to 26/0)	-	-	-	10,383,654
Gujarat State Highways Project Co-ordinating consultancy (P.C.C.)Services,Gandhinagar	-	-	-	137,661,000
Strengthening Undhan Rindori Kharways Road	-	-	-	13,654,140
Strengthening of exsiting selected streaches between km.388/4 to 481/4	-	-	-	28,706,927
Strengthening to Beldhi-Vankaner-Valodi Vetchhi Road(km.0/0 to 8/25)	-	-	-	11,267,892
Strengthening Surat-Dhatch Road (km.17/4 to 32/0)	-	-	-	13,629,554
Strengthening of Bharuch-Jambusar Road (km.50/0 to 102/0)	-	-	-	14,683,151
Widening two lane of Amod-Reyaten-Kariya Matar Dahej Road (km.0/0 to 45/0)	-	-	-	10,661,776
Strengthening to Ankleshwar-Hansol Ged Road	-	-	-	17,967,192

## STATEMENT NO-13-(contd.)

Nature of Expenditure 1	Expenditure during 2000-2001			Expenditure to end of 2000-2001 5
	Non-Plan 2	Plan 3	Total 4	
	Rs.	Rs.	Rs.	Rs.
<b>EXPENDITURE HEADS(Capital Account)-(contd.)</b>				
<b>C-CAPITAL ACCOUNT OF ECONOMIC SERVICES-(contd.)</b>				
<b>(g) Capital Account of Transport-(contd.)</b>				
<b>5054 Capital Outlay on Roads and Bridges-(contd.)</b>				
<b>03 State Highways-(contd.)</b>				
<b>337 Road Works-(concl.)</b>				
Widening to Sanand Nalsarovar road to Intermediate lane in km.0/0 to 40/0	-	-	-	6,874,630
Improvement and strengthening Ahmedabad Sanand Gram Road	-	-	-	8,105,824
Widening and providing pipe railing near schools on Ahmedabad Sanand-Viramgam road	-	-	-	5,590,069
Widening into intermediate lane (5.5 mt.)Navapura Saroda road km. 14/0 to 23/6	-	-	-	7,329,459
Construction of a road for Ambli,Bopal Gotagam Road	-	-	-	5,195,391
Construction of a road for Jaloya to Madadeb Km.0/0 to 19/600	-	-	-	5,721,211
Construction of Suigam,Sidhada Road km.29/300 to 39/750	-	-	-	7,602,676
Improvement of Kadi Kalyanpur Road km.24/382	-	-	-	6,081,644
Strengthening Rasikpura Dholka-Kheda Road km.36/0 to 55/0	-	-	-	14,312,634
Stengthening of Malpur-Modasa Samalaji Road	-	-	-	34,200,000
Improvement of road Section between 0/0 to 50/0 Gambhoi-Wankaner	-	-	-	10,700,000
Construction of various roads joining N.H.8 km.16/700 to 21/825	-	-	-	19,293,663
Total-337	40,812,234	2,199,029,793 (g)	2,239,842,027	9,500,771,352

(g) Includes Rs.16,916,631 spent out an advance from the Contingency Fund during 1999-2000 and recouped to the fund during 2000-2001.

203  
STATEMENT NO-13-(contd.)

Nature of Expenditure 1	Expenditure during 2000-2001			Expenditure to end of 2000-2001
	Non-Plan 2	Plan 3	Total 4	5
	Rs.	Rs.	Rs.	Rs.
<b>EXPENDITURE HEADS(Capital Account)-(contd.)</b>				
<b>C-CAPITAL ACCOUNT OF ECONOMIC SERVICES-(contd.)</b>				
<b>(g) Capital Account of Transport-(contd.)</b>				
<b>5054 Capital Outlay on Roads and Bridges-(contd.)</b>				
<b>03 State Highways-(concl.)</b>				
796 Tribal Area Sub-Plan-				
Construction of bridge across river Karjan on Morvi Sadarpur Road	-	-	-	18,644,539
Widening Uchhal-Nizar Road Km.6/8 to 40	-	-	-	2,028,462
Widening Netrang-Dediapada Sagbara Road	-	-	-	10,621,336
Widening to Bardoli Valod Vedchhi Road	-	-	-	53,753
Widening to Bardoli Valod Vedchhi Road Km.0/0 to 25/2	-	-	-	2,095,569
Widening Uchhal Nizar Road Km. 4 to 74/4	-	-	-	380,868
Strengthening Tarasada-Kadid-Bardoli-Sarbhan- Navsari Road (km.34/60 to 75/0)	-	-	-	15,756,362
Strengthening bypass Medhi-Tarasada Road	-	-	-	20,217,071
Strengthening of Surat-Dhulso Road (km.17 to 85)	-	-	-	12,901,822
Bridge on river Orsang on Ankleshwar Naswadi-Kosidra-Bodeli Road	-	-	-	11,741,963
Widening into two lane Kawant,Chhota Udepur Baria,Pipled,Limkheda,Limdi,Chakalia road Panchmahal District Limit to Devgadhbasria 25km.	-	-	-	825,864
Widening to intermediate lane and Strengthening Jeshwada,Dhanpur road (km.14/2 to 33/4)	-	-	-	6,909,262
Strengthening and widening of Ahmedabad Balasinor,Lunawada Santrampur-Zalod road km.147/0 to 164/0	-	-	-	15,298,515
Widening and strengthening into two lane of Ahmedabad-Kuha-Kathlal-Balasinor Lunawada-Santrampur-Zalod road (km.160/0 to 195/2)	-	-	-	13,028,997
Strengthening Sahel-Kim-Mandvi Pool o/o- 52/5 Section(km.14/4 to 52/6(Selected 20km)	-	-	-	23,942,110
Other works each costing Rs.1 crore and less	-	203,832,757	203,832,757	1,621,579,917
Total-796	-	203,832,757	203,832,757	1,776,026,410
Total-03	40,812,234	2,762,973,269	2,803,785,503	13,591,754,341
<b>04 District and Other Roads-</b>				
796 Tribal Area Sub-Plan	-	-	-	201,731,812
800 Other expenditure	-	9,533,252	9,533,252	3,234,906,299
Total-04	-	9,533,252	9,533,252	3,436,638,111

## STATEMENT NO-13-(contd.)

Nature of Expenditure 1	Expenditure during 2000-2001			Expenditure to end of 2000-2001 5
	Non-Plan 2	Plan 3	Total 4	
	Rs.	Rs.	Rs.	Rs.
<b>EXPENDITURE HEADS(Capital Account)-(contd.)</b>				
<b>C-CAPITAL ACCOUNT OF ECONOMIC SERVICES-(contd.)</b>				
<b>(g) Capital Account of Transport-(concl.)</b>				
<b>5054 Capital Outlay on Roads and Bridges-(concl.)</b>				
<b>80 General-</b>				
797 Transfer to/from Reserve Funds and Deposit Accounts	-	-	-	(2,308,931,637)
800 Other expenditure	-	15,610,636	15,610,636	217,857,227
Total-80	-	15,610,636	15,610,636	(2,091,074,410)
Total	40,812,234	3,456,982,037	3,497,794,271	16,847,678,050
<b>5055 Capital Outlay on Road Transport-</b>				
190 Investments in Public Sector and Other Undertakings- Capital Contribution to Gujarat State Road Transport Corporation	-	416,075,000	416,075,000	3,963,073,922
Other investments each costing Rs.1 crore and less	-	-	-	25,000
Total-190	-	416,075,000	416,075,000	3,963,098,922
Total	-	416,075,000	416,075,000	3,963,098,922
<b>Total-(g)-Capital Account of Transport</b>	<b>63,977,234</b>	<b>3,923,361,406</b>	<b>3,987,338,640</b>	<b>22,452,131,822</b>
<b>(h) Capital Account of Communication-</b>				
<b>5225 Capital Outlay on Telecommunication Services-</b>				
<b>02 Local Telephone systems-</b>				
201 Telephone Exchange (Manual) Setting up of a New EPABX system and communication Net-work at Gandhinagar	-	-	-	1,107,688
Total	-	-	-	1,107,688
<b>Total-(h)-Capital Account of Communication</b>	<b>-</b>	<b>-</b>	<b>-</b>	<b>1,107,688</b>
<b>(i) Capital Account of Science, Technology and Environment</b>				
<b>5425 Capital Outlay on Other Scientific and Environmental Research-</b>				
800 Other expenditure	-	84,486	84,486	1,152,245
Total	-	84,486	84,486	1,152,245
<b>Total-(i)-Capital Account of Science, Technology and Environment</b>	<b>-</b>	<b>84,486</b>	<b>84,486</b>	<b>1,152,245</b>

Figure in bracket shows minus expenditure which is under investigation.

## STATEMENT NO-13-(contd.)

Nature of Expenditure 1	Expenditure during 2000-2001			Expenditure to end of 2000-2001 5
	Non-Plan 2	Plan 3	Total 4	
	Rs.	Rs.	Rs.	Rs.
<b>EXPENDITURE HEADS(Capital Account)-(contd.)</b>				
<b>2-CAPITAL ACCOUNT OF ECONOMIC SERVICES-(contd.)</b>				
<b>j) Capital Account of General Economic Services-</b>				
<b>452 Capital Outlay on Tourism-</b>				
<b>01 Tourist Infrastructure-</b>				
190 Investments in Public Sector and Other Undertakings- Capital Contribution to the Tourism Corporation of Gujarat Limited	-	-	-	152,199,231
Total-190	-	-	-	152,199,231
800 Other expenditure- Other schemes each costing Rs.1 crore and less	-	-	-	9,503,268
Total-01	-	-	-	161,702,499
<b>80 General-</b>				
800 Other expenditure	-	-	-	66,161
Total-80	-	-	-	66,161
Total	-	-	-	161,768,660
<b>53 Capital Outlay on Foreign Trade and Export Promotion-</b>				
<b>80 General-</b>				
190 Investments in Public Sector and Other Undertakings- Export Promotion Industrial Park Scheme	-	-	-	72,000,000
Total-80	-	-	-	72,000,000 (h)
Total	-	-	-	72,000,000

(h) Excludes Rs.10,000,000 spent out of an advance from the Contingency Fund during 2000-2001 but not recouped to the fund till the close of the year.

## STATEMENT NO-13-(concl.)

Nature of Expenditure 1	Expenditure during 2000-2001			Expenditure to end of 2000-2001
	Non-Plan 2	Plan 3	Total 4	5
	Rs.	Rs.	Rs.	Rs.
<b>EXPENDITURE HEADS(Capital Account)-(concl.)</b>				
<b>C-CAPITAL ACCOUNT OF ECONOMIC SERVICES-(concl.)</b>				
<b>(j) Capital Account of General Economic Services-(concl.)</b>				
<b>5465 Investments in General Financial and Trading Institutions-</b>				
<b>01 Investments in General Financial Institutions-</b>				
190 Investments in Public Sector and Other Undertakings	-	-	-	382,365,459
Total-01	-	-	-	382,365,459
<b>02 Investments in Trading Institutions-</b>				
800 Other expenditure	-	-	-	519,111
Total-02	-	-	-	519,111
Total	-	-	-	382,884,570
<b>5466 Investment in International Financial Institutions-</b>				
800 Other Expenditure-				
Investment in American International Group Indian Sectoral Equity Fund	-	1,000,000	1,000,000	91,000,000
Total	-	1,000,000	1,000,000	91,000,000
<b>5475 Capital Outlay on Other General Economic Services-</b>				
101 Land Ceiling	-	-	-	15,500
102 Civil Supplies	-	840,518	840,518	72,569,700
191 Consumer Co-operatives- Consumer Co-operative Societies	-	-	-	3,894,900
202 Compensation to Land Holders on abolition of Zamindari System- Compensation to Land Holders	-	-	-	48,748,200
800 Other expenditure	-	-	-	1,390,500
Total	-	840,518	840,518	126,619,100
<b>Total-(j)-Capital Account of General Economic Services</b>	-	1,840,518	1,840,518	834,272,200
<b>TOTAL-C-CAPITAL ACCOUNT OF ECONOMIC SERVICES</b>	162,469,869	18,886,112,522	19,048,582,391	168,588,178,500
<b>GRAND TOTAL-EXPENDITURE HEADS (Capital Account)</b>	1,332,101,813	28,616,335,397	29,948,437,210	210,805,594,000



---

**STATEMENT NO.14**

---

**STATEMENT NO.14-STATEMENT SHOWING DETAILS OF INVESTMENTS OF GOVERNMENT JOINT STOCK COMPANIES,CO-OPERATIVE BANKS AND SOCIETIES,ETC.,UPTO THE END OF**

Serial No.	Name of the concern	Year(s) of investment	Details of investment	
			Type	Number of shares/ debentures and percentage of Government investment to the total paid-up capital/debentures
1	2	3	4	5
<b>I. Statutory Corporations-</b>				
1	Gujarat State Road Transport Corporation	1956-57 to 1999-2000	Capital Contribution Capital	9,161,000
2	Gujarat State Warehousing Corporation	2000-2001 1960-61 to 1995-96	Contribution Equity	4,160,750 156,000
3	Gujarat State Financial Corporation	1960-61 to 1995-96	Equity	4,769,040
4	Gujarat Tribal Development Corporation	2000-2001 1972-73 to 1998-99 2000-2001	Capital Contribution Capital Contribution	815,170 500,000
5	Regional Rural Banks(2)	1978-79 to 1999-2000	Equity	960,620
6	Gujarat Backward Class Development Corporation	1991-92 to 1999-2000 2000-2001	Capital Contribution Capital Contribution	800,230 50,000
<b>Total-I- Statutory Corporations</b>				

**IN STATUTORY CORPORATIONS, GOVERNMENT COMPANIES, OTHER  
2000-2001**

Face value of each share debenture	Amount invested upto the end of 2000-2001	Amount of dividend dec- lared/interest received and credited to Government during the year	Remarks
6	7	8	9
Rs.	Rs.	Rs.	
100	3,664,498,922	@	
100	416,075,000		
100	15,600,000	@	
100	476,904,000		
100	164,315,600	35,467,800 @	
100	50,000,000		
100	112,169,750	@	
100	80,023,000	@	
100	5,000,000	@	
	4,984,586,272	35,467,800	

@ No dividend has been declared.

## STATEMENT NO.14-(contd.)

Serial No.	Name of the concern	Year(s) of investment	Details of investment	
			Type	Number of shares/debentures and percentage of Government investment to the total paid-up capital/debentures
1	2	3	4	5
<b>II. Joint stock companies-</b>				
<i>(a) Government Companies-</i>				
7	Gujarat State Mineral Development Corporation Limited	1963-64 to 1973-74 2000-2001	Equity	318,000 (100%)
8	National Project Construction Corporation, New Delhi	1962-63	Equity	1,000 (5%)
9	Indian Oil Corporation	1965-66 to 1988-89 2000-2001	Equity	1,500 (a) (0.14%)
10	Modern Bakeries(India) Limited	1966-67	Equity	1 (0.022%)
11	Gujarat Small Industries Corporation Limited	1961-62 to 1993-94	Equity	311,935
12	Samachar Bharti	1964-65 to 1970-71	Equity	10,000 (18.90%)
13	Gujarat State Export Corporation Limited	1965-66 to 1979-80 2000-2001	Equity	8,490 (b) (56.60%)
14	Gujarat Industrial Investment Corporation Limited	1968-69 to 1989-90	Equity	35
		1968-69 to 1991-92	Equity	12,166,901 (d)
		1995-96	Equity	981,860
		2000-2001	Equity	8,860,000

Face value of each share debenture	Amount invested upto the end of 2000-2001	Amount of dividend declared/interest received and credited to Government during the year	Remarks
6	7	8	9
Rs.	Rs.	Rs.	
100	31,800,000	94,128,000	
1,000	1,000,000	@	
1,000	1,500,000		(a) Includes 500 bonus shares.
		3,600,000	
1,000	1,000		
100	31,193,500	@	
100	1,000,000	@	Samachar Bharti is registered as Non-Trading Company under Section 25 of the Companies Act, 1956 and is prohibited from payment of dividend to the share holders/ members.
100	849,000		(b) Includes 2,830 bonus shares received during 1979-80.
		297,150	
10	350	©	(c) Represents investments made in subsidiary company through this Corporation.
100	1,205,690,100		(d) Two lakhs shares are partly paid at Rs. 45 each.
100	98,186,000	@	
100	886,000,000		

@ No dividend has been declared.

## STATEMENT NO.14-(contd.)

Serial No.	Name of the concern	Year(s) of investment	Details of investment	
			Type	Number of shares/debentures and percentage of Government investment to the total paid-up capital/debentures
1	2	3	4	5
<b>II. Joint stock companies-(contd.)</b>				
<i>(a) Government Companies-(contd.)</i>				
15	Gujarat State Textile Corporation	1968-69 to 1994-95	Equity	1,787,500 (100%)
16	Gujarat Agro Industries Corporation Limited	1969-70 to 1994-95	Equity	272,172 (50%)
		1996-97 to 1999-2000	Equity	511,750
17	The Central Fisheries Corporation Limited, Calcutta	2000-2001	Equity	5,000
18	Gujarat Dairy Development Corporation Limited	1966-67	Equity	1 (0.87%)
		1972-73 to 1976-77	Capital Contribution	36,266
		1974-75 to 1994-95	Equity	737,789
19	Gujarat Water Resources Development Corporation Limited	1970-71 to 1972-73	Capital Contribution	..
		1976-77 to 1994-95	Equity	2,594,800
20	Tourism Corporation of Gujarat Limited	1976-77 to 1999-2000	Equity	1,492,443
21	Gujarat State Handicrafts and Handloom Development Corporation Limited	1973-74 to 1999-2000	Equity	217,420
		2000-2001	Equity	16,320

Face value of each share/debenture	Amount invested upto the end of 2000-2001	Amount of dividend declared/interest received and credited to Government during the year	Remarks
6	7	8	9
Rs.	Rs.	Rs.	
100	178,750,000	@	
100	27,217,200	@	
100 100	51,175,000 500,000	@	
100000	100,000	@	
100	3,626,600	@	
100	73,778,900	@	
..	93,389 (e)		(e) Excludes Rs. 13,387 representing preliminary expenses.
100	259,480,000	@	
100	149,244,300	@	
100 100	21,742,000 1,632,000		

@ No dividend has been declared.

## STATEMENT NO.14-(contd.)

Serial No.	Name of the concern	Year(s) of investment	Details of investment	
			Type	Number of shares/ debentures and percentage of Government investment to the total paid-up capital/debentures
1	2	3	4	5
<b>II. Joint stock companies-(contd.)</b>				
<i>(a) Government Companies-(contd.)</i>				
22	Banana and Fruit Development Corporation Limited	1974-75	Equity	1,000
23	Gujarat State Construction Corporation Limited	1974-75 to 1992-93	Equity	500,000
24	Gujarat Communications and Electronics Limited	1975-76 to 1994-95	Equity	1,245,007
25	Gujarat State Forests Development Corporation Limited, Baroda	1976-77 to 1998-99	Equity	540,647
26	Gujarat State Seeds Corporation Limited	1974-75 to 1999-2000	Equity	105,000
		2000-2001	Equity	50,000
27	Gujarat Sheep and Wool Development Corporation Limited	1971-72 to 1997-98	Equity	367,316
28	Gujarat State Land Development Corporation Limited	1971-72 to 1996-97	Equity	764,830
		2000-2001	Equity	174,000
29	Gujarat State Rural Development Corporation Limited	1977-78 to 1978-79	Equity	38,000



Face value of each share/debenture	Amount invested upto the end of 2000-2001	Amount of dividend declared/interest received and credited to Government during the year	Remarks
6	7	8	9
Rs.	Rs.	Rs.	
100	100,000	@	
100	50,000,000	@	
100	124,500,700	@	
100	54,064,700	@	
100	10,500,000		
100	5,000,000	2,421,575	
100	36,731,600	@	
100	76,483,000	@	
100	17,400,000		
100	3,800,000	@	

@ No dividend has been declared.

## STATEMENT NO.14-(contd.)

Serial No.	Name of the concern	Year(s) of investment	Details of investment	
			Type	Number of shares/debentures and percentage of Government investment to the total paid-up capital/debentures
1	2	3	4	5
<b>II. Joint stock companies-(contd.)</b>				
<i>(a) Government Companies-(contd.)</i>				
30	Gujarat State Petro-Chemicals Corporation Limited	1978-79 to 1999-2000 2000-2001	Equity Equity	8,036,107 1,850,000
31	Gujarat Tractor Corporation Limited	1981-82 to 1988-89	Equity	450,197
32	Gujarat State Handloom Development Corporation Limited	1979-80 to 1999-2000 2000-2001	Equity Equity	544,253 73,660
33	Gujarat Scheduled Castes Economic Development Corporation Limited	1979-80 to 1989-90 1991-92 to 1994-95	Capital Contribution Equity	.. 424,030
34	Gujarat Agro Marine Products Limited	1982-83	Equity	25,000
35	Ghogha Dahej Trans Sea-Ferry Services Limited	1982-83 to 1988-89	Equity	30,500
36	Gujarat State Civil Supplies Corporation Limited	1983-84 to 1984-85	Equity	3,700
37	Gujarat Rural Industries Marketing Corporation Limited	1984-85 to 1996-97 1994-95 to 1999-2000 2000-2001	Equity Equity Equity	2,895,654 468,200 78,750

Face value of each share/debenture	Amount invested upto the end of 2000-2001	Amount of dividend declared/interest received and credited to Government during the year	Remarks
6	7	8	9
Rs.	Rs.	Rs.	
100	803,610,700	@	
100	185,000,000	51,313,634	
100	45,019,790 (f)		(f) Difference of Rs.20 is under investigation. Includes Rs.70 for 7 shares allotted in the year 1988.
100	54,425,300	@	
100	7,366,000	@	
..	81,093,000	@	
100	42,403,000	@	
100	2,500,000	@	
10	305,000	@	
1,000	3,700,000	@	
10	28,956,540		
100	46,820,000	@	
100	7,875,000	200,000	

@ No dividend has been declared.

## STATEMENT NO.14-(contd.)

Serial No.	Name of the concern	Year(s) of investment	Details of investment	
			Type	Number of shares/debentures and percentage of Government investment to the total paid-up capital/debentures
1	2	3	4	5
<b>II. Joint stock companies-(contd.)</b>				
<i>(a) Government Companies-(concl.)</i>				
38	Gujarat Fisherises Development Corporation Limited	1984-85 to 1989-90	Equity	76,915
39	The Film Development Corporation of Gujarat Limited	1984-85 to 1995-96	Equity	100,007
40	Sardar Sarovar Narmada Nigam Limited	1988-89 to 1994-95	Equity	(g)
41	Gujarat State Police Housing Corporation Limited	2000-2001 1988-89 to 1997-98	Equity Equity	(g) 6,767,470
42	Gujarat State Investment Limited	2000-2001 1992-93 to 1998-99	Equity Equity	4,505,250 25,795,481
43	Gujarat Power Corporation Limited	Upto 1999-2000	Equity	20,000,000
44	Gujarat Women Economic Corporation Limited	1989-90 to 1999-2000	Equity	472,000
45	Gujarat Leather Industries Limited	up to 1999-2000	Equity	81,000
46	Gujarat State Financial Services Limited	1995-96 to 1998-99	Equity	2,628,000
47	Gujarat Growth Centres Development Corporation	2000-2001 1993-94 to 1995-96	Equity	1,896,520
		1996-97	Equity	8,000,000
		1997-98 to 1999-2000	Equity	265,000
48	Gujarat Informatics Limited	2000-2001	Equity	566,640
		1999-2000	Equity	300,000
	<b>Total-(a)- Government Companies</b>	2000-2001	Equity	<u>300,000</u>
<b>(b) Other Companies-</b>				
49	Gujarat State Fertilizers Company Limited			(h)

Face value of each share/debenture	Amount invested upto the end of 2000-2001	Amount of dividend declared/interest received and credited to Government during the year	Remarks
6	7	8	9
Rs.	Rs.	Rs.	
100	7,691,500	@	
100	10,000,700	@	
1,000	22,095,621,000	@	(g) Details not available.
(g)	7,213,295,070	@	
100	676,747,000	@	
100	450,525,000		
100	2,579,548,100	@	
100	2,000,000,000		
100	47,200,000	@	
100	8,100,000		
100	262,800,000		
100	189,652,000	30,372,754 @	
10	80,000,000		
100	26,500,000		
100	56,664,000		
100	30,000,000		
100	30,000,000		
	40,476,558,039	182,333,113	
(h)	(h)	(h)	Correct information regarding Government's investment for dividend of Rs.21,289 shown in 1993-94 is awaited from the Government.

@ No dividend has been declared.

## STATEMENT NO.14-(contd.)

Serial No.	Name of the concern	Year(s) of investment	Details of investment	
			Type	Number of shares/ debentures and percentage of Government investment to the total paid-up capital/debentures
1	2	3	4	5
<b>II. Joint stock companies-(contd.)</b>				
<i>(b) Other Companies-(contd.)</i>				
50	The Rajkot Textile Mills	1960-61	Equity	1,000 (10%)
51	Shri Digvijay Woolen Mills Limited, Jamnagar	1963-64 to 1992-93	Equity	2,521,000 (20.86%)
52	Bhavnagar Electricity Company Limited	1953-54 to 1963-64	Ordinary	20,000 (40.67%)
53	Sihor Electricity Works Limited	1950-51 to 1962-63	Ordinary	2,400 (43.81%)
54	Khodiyar Pottery Works Limited	1950-51	4.5 % Cumulative Preference	250 (5%)
55	Dhrol Bank	1954-55 to 1956-57	Ordinary	2,145
56	Morvi Mercantile Bank	1956-57	Ordinary	3,750
57	Kutch Development Company Limited, Kandla	1956-57	Ordinary	250
58	Kutch Transport Company Limited, Kandla	1956-57	Ordinary	25

Face value of each share/debenture	Amount invested upto the end of 2000-2001	Amount of dividend declared/interest received and credited to Government during the year	Remarks
6	7	8	9
100	100,000 (i)		(i) The mill was taken over by the National Textiles Corporation from 1st April 1974 under State Textile Undertakings (Nationalisation Act, 1974).
10	25,210,000	@	
100	2,000,000		
100	144,000 (j)		(j) Excludes Rs.96,000 being refund of share capital at the rate of Rs. 40 per share received during the year 1981-82.
100	25,000		
25	16,624 (k)		(k) Excludes Rs.32,711 being the refund of capital received from 1963-64 to 1971-72. Shares were purchased at Rs.23 each. The capital refunded so far is at Rs.15.25 per share. The Bank is under liquidation.
100	378,750 (l)		(l) Shares were purchased at the premium of Re.1 each. Bank is under liquidation since 27th August 1955. So far no amount of capital has been received.
1,000	250,000 (m)		(m) The amount was allocated by Government of Maharashtra. The Company is under liquidation and amount shown here represents only fictitious assets.
1,000	25,000 (n)		(n) The amount was allocated by Government of Maharashtra in 1965-66. The Company is under liquidation.

@ No dividend has been declared.

## STATEMENT NO.14-(contd.)

Serial No.	Name of the concern	Year(s) of investment	Details of investment	
			Type	Number of shares/ debentures and percentage of Government investment to the total paid-up capital/debentures
1	2	3	4	5
<b>II. Joint stock companies-(contd.)</b>				
<i>(b) Other Companies-(contd.)</i>				
59	Zalawad Public Dairy	1955-56	Ordinary	3,038 (98.7%)
60	Jamnagar Public Dairy	1955-56	Ordinary	3,054 (98.23%)
61	Palitana Public Dairy	1955-56	Ordinary	1,200
62	M/s Central Pulp Mills Limited, Pune	1965-66 to 1966-67 2000-2001	Cumulative Preference	9,865 (12.14%)
63	The Associated Cement Company Limited	1967-68 to 1980-81	Equity	..
64	Investment Corporation of India	1967-68	Equity Preference	.. 206
65	Investa Industrial Corporation Limited	1981-82	Ordinary Preference	234 (1.57%) 234 (2.34%)



Face value of each share/debenture	Amount invested upto the end of 2000-2001	Amount of dividend declared/interest received and credited to Government during the year	Remarks
6	7	8	9
Rs.	Rs.	Rs.	
100	239,179 (o)		(o) This company was dissolved in 1962-63. Following this an amount of Rs.64,250 being the part of return of capital contribution have been received. Thirty eight shares were purchased at a discount of Rs.10 per share.
100	96,127 (p)		(p) Fifty four shares were purchased at a discount of Rs.10 per share. Excludes Rs.2,08,733 being the capital refunded during the year 1967-68. The Company is under liquidation.
100	6,256 (q)		(q) Excludes Rs.1,13,744 being the refund of share capital from 1960-61 to 1965-66. The Company is under liquidation .
100	986,500		
		458,596	
..	98,451 (r)		@ (r) Reasons for fictitious balance is being ascertained in consultation with Government.
..	198,629 (s)		@ (s) Shares sold off during 1982-83 at Rs.123 per share.Reasons for fictitious balance is being ascertained from the Government.
1,000	206,000		
100	29,250		
	23,400		
100	52,650		

@ No dividend has been declared.

## STATEMENT NO.14-(contd.)

Serial No.	Name of the concern	Year(s) of investment	Details of investment	
			Type	Number of shares/debentures and percentage of Government investment to the total paid-up capital/debentures
1	2	3	4	5
<b>II. Joint stock companies-(contd.)</b>				
<i>(b) Other Companies-(contd.)</i>				
66	Hindustan Development Corporation Limited	1981-82	Convertible debentures	526
		1982-83	Convertible debentures	-526
67	The National Radio and Electronic Company Limited	1981-82	Ordinary	250 (0.83%)
68	The Opeta Tea and Rubber Company Limited, Colambo	1981-82	Ordinary	281
69	The Osman Shahi Mills Limited	1981-82	Ordinary	1,132
70	The Tata Iron and Steel Company Limited	1981-82	II-Preference	56 (00.088%)
71	The Tata Hydro-Electric Power Supply Company Limited	1981-82	Ordinary	9 (00.033%)
72	The Tata Engineering and Locomotive Company Limited	upto 1979-80	Preference Convertible debentures	26 134
		1982-83	Convertible debentures	-134
		1993-94	..	..
73	The Tata Chemical Limited	1962-63 to 1991-92	Ordinary Preference	(A) 609

Face value of each share/debenture	Amount invested upto the end of 2000-2001	Amount of dividend declared/interest received and credited to Government during the year	Remarks
6	7	8	9
Rs.	Rs.	Rs.	
100	52,600		(t) 526 debentures sold off at Rs. 71 per debenture during 1982-83. Reasons for fictitious balance of Rs. 15,254 is being ascertained from the Government.
71	(37,346)		
	15,254	(t)	
100	24,996	@	
10	4,303	(u)	@ (u) Shares amount was allocated but the shares are yet to be transferred by the Government of Maharashtra.
100	113,200	(v)	(v) The Mill was nationalised under Sick Textile Undertakings (Nationalisation) Act, 1974.
100	8,558	@	
100	1,117	@	
100	2,600	@	
100	13,400		
	(11,859)		
58.50	1,541	(w)	(w) Debentures disposed at discount. The loss is to be written off.
..	175,000		
(A)	(A)		(A) Correct information regarding Government's investment for dividend of Rs.2,42,277 shown in 1993-94 is awaited from the Government. Details of dividend of Rs.4,15,322 is awaited from the Government.
100	60,900		

@ No dividend has been declared.

## STATEMENT NO.14-(contd.)

Serial No.	Name of the concern	Year(s) of investment	Details of investment	
			Type	Number of shares/debentures and percentage of Government investment to the total paid-up capital/debentures
1	2	3	4	5
<b>II. Joint stock companies-(concl.)</b>				
<i>(b) Other Companies-(concl.)</i>				
74	M/s. Gujarat Cement Limited	1968-69	Equity	1,800
75	Industrial Estates Set-up by Private Agencies	1969-70 to 1976-77	Capital Contribution	..
76	Surat Electricity Company Limited	1971-72 to 1975-76 2000-2001	Equity	25,025
77	Ahmedabad Electricity Company Limited	1981-82 to 1982-83	Redeemable Preference	150,000
		1983-84 to 1985-86	Equity	11,141
		1992-93 2000-2001	Equity	(10,795)
<b>Total-(b)- Other Companies</b>			<hr/>	
<b>Total-II- Joint Stock Companies</b>			<hr/>	
<b>III-Municipalities Port Trusts-</b>				
78	Karachi Municipal Corporation		4 % Debenture	
<b>Total-III-Municipalities Port Trusts</b>			<hr/>	
<b>IV.Co-operative Societies-</b>				
79	Credit Co-operatives(300)	1951-52 to 1999-2000	Capital Contribution	..
		2000-2001	Capital Contribution	..
		1951-52 to 1986-87	Debentures	..

Face value of each share/debenture	Amount invested upto the end of 2000-2001	Amount of dividend declared/interest received and credited to Government during the year	Remarks
6	7	8	9
Rs.	Rs.	Rs.	
100	180,000	@	
100	1,091,242	@	
100	2,503,171	(x)	(x) Difference of Rs. 671 between Col.No.5,6 and 7 is on account of additional payment made by the Government.
		990,990	
100	15,000,000		
100	1,114,100		
100	(1,079,500)	(y)	(y) Government has sold-out 10,795 equity shares during the year 1992-93.
		12,399,875	
	<u>49,249,648</u>	<u>13,849,461</u>	
	<u>40,525,807,687</u>	<u>196,182,574</u>	
3,000	3,000		
<u>3,000</u>	<u>3,000</u>		
..	350,877,586		Out of the investment of Rs.373,146,579 Capital returned during the year was Rs.22,268,993 .
..	5,338,000	29,062,108	
..	109,766,647		

@ No dividend has been declared.

## STATEMENT NO.14-(contd.)

Serial No.	Name of the concern	Year(s) of investment	Details of investment	
			Type	Number of shares/debentures and percentage of Government investment to the total paid-up capital/debentures
1	2	3	4	5
<b>IV.Co-operative Societies-(contd.)</b>				
80	Housing Co-operatives(1)	1956-57 to 1967-68	Capital Contribution	..
81	Labour Co-operatives (69)	1956-57 to 1997-98 2000-2001	Capital Contribution Capital Contribution	.. ..
82	Farming Co-operatives(187)	1956-57 to 1989-90	Capital Contribution	..
		1993-94 to 1994-95	Capital Contribution	..
83	Warehousing and Marketing Co-operatives(255)	1956-57 to 1999-2000 2000-2001	Capital Contribution Capital Contribution	..
84	Processing Co-operatives (136)	1956-57 to 1996-97	Capital Contribution	..
85	Dairy Co-operatives(7)	1961-62 to 1975-76	Capital Contribution	..
86	Fishermen's Co-opera- tives(7)	1955-56 to 1991-92	Capital Contribution	..
87	Co-operative Sugar Mills(12)	1956-57 to 1999-2000	Capital Contribution	..
		2000-2001	Capital Contribution	..

Face value of each share/debenture	Amount invested upto the end of 2000-2001	Amount of dividend declared/interest received and credited to Government during the year	Remarks
6	7	8	9
Rs.	Rs.	Rs.	
..	4859000		
..	11,083		
..	83,000		
	(A)		(A) Details of investment called for from the Government for capital returned of Rs.2,957,901 shown in 1993-94.
..	13368768		
..	11,884,048		Out of investment of Rs.22,002,468;Capital returned during the year was Rs.10,118,420.
	447,800		
..	47,732,419		Out of investment of Rs.51,272,112;Capital returned during the year was Rs.3,539,693.
..	789,961		
..	30,712,025		
..	806,251,149		
..	46,700,000		

## STATEMENT NO.14-(concl.)

Serial No.	Name of the concern	Year(s) of investment	Details of investment	
			Type	Number of shares/debentures and percentage of Government investment to the total paid-up capital/debentures
1	2	3	4	5
<b>IV.Co-operative Societies-(concl.)</b>				
88	Co-operative Spinning Mills(8)	1962-63 to 1983-84	Capital Contribution	..
89	Industrial Co-operatives (166)	1950-51 to 1999-2000 2000-2001	Capital Contribution Capital Contribution	.. ..
90	Consumer Co-operatives (211)	1961-62 to 1997-98	Capital Contribution	..
91	Other Co-operatives (644)	1960-61 to 1991-92	Capital Contribution	..
<b>Total-(iv)-Co-operative Societies (2003) (x)</b>				

**GRAND TOTAL**

Note:-Information regarding percentage of Government capital and year of investment has been shown wherever it is available.  
(x) The number of institutions shown under various categories under the heading is provisional as the reconciliation between audit figures and departmental figures (both in respect of amount and number of institutions) is pending.



Face value of each share/ debenture	Amount invested upto the end of 2000-2001	Amount of dividend declared/interest received and credited to Government during the year	Remarks
6	7	8	9
Rs.	Rs.	Rs.	
..	21044560		
..	51,562,847		Out of investment of Rs.59,077,703;Capital returned during the year was Rs.7,514,856.
..	8,067,500		
..	678550		
..	45,937,775		Out of investment of Rs.46,039,130;Capital returned during the year was Rs.101,355.
	1,556,112,718	29,062,108	
	47,066,509,677	260,712,482	

**STATEMENT NO. 15 - STATEMENT SHOWING THE CAPITAL AND OTHER  
AND THE PRINCIPAL SOURCES FROM WHICH FUNDS**

Heads		On 1st April 2000	During the year	On 31st March 2001
1		2	3	4
(In crores of rupees )				
<b>Capital and Other Expenditure-</b>				
<b>Capital Expenditure-</b>				
I	Public Works	278.44	28.33	306.77
II	Other General Services	41.48	11.63	53.11
III	Education, Sports, Art and Culture	150.52	12.41	162.93
IV	Health and Family Welfare	143.88	25.17	169.05
V	Water Supply, Sanitation, Housing and Urban Development	2,332.55	1,001.12	3,333.67
VI	Information and Broadcasting	3.77	0.05	3.82
VII	Welfare of Scheduled Castes, Scheduled Tribes and Other Backward Classes	113.56	9.67	123.23
VIII	Social Welfare and Nutrition	14.37	0.47	14.84
IX	Others	53.18	1.13	54.31
X	Agriculture and Allied Activities	1,417.44	200.54	1,617.98
XI	Rural Development	0.61	-	0.61
XII	Special Areas Programmes	6.18	1.33	7.51
XIII	Irrigation and Flood Control	10,397.69	1,151.76	11,549.45
XIV	Energy	216.34	29.90	246.24
XV	Industry and Minerals	985.76	122.40	1,108.16
XVI	Transport	1,846.48	398.73	2,245.21
XVII	Communications	0.11	-	0.11
XVIII	Science, Technology and Environment	0.11	0.01	0.12
XIX	General Economic Services	83.24	0.19	83.43
<b>Total-Capital Expenditure</b>		<b>18,085.71</b>	<b>2,994.84</b>	<b>21,080.55</b>

**EXPENDITURE (OTHER THAN ON REVENUE ACCOUNT) TO END OF 2000-2001  
WERE PROVIDED FOR THAT EXPENDITURE**

Heads 5	On 1st April 2000 6	During the year 7	On 31st March 2001 8
(In crores of rupees)			
<b>Principal sources of funds-</b>			
<b>E-Public Debt-</b>			
Internal Debt of the State Government	4,021.13	7,647.89	11,669.02
Loans and Advances from the Central Government	17,054.52	(1,183.88)	15,870.64
<b>Total-E-Public Debt</b>	<u>21,075.65</u>	<u>6,464.01</u>	<u>27,539.66</u>
<b>I-Small Savings, Provident Funds, etc.-</b>			
Small Savings	(a) 2,072.53	- 285.63	(a) 2,358.16
Provident Funds	462.95	52.60	515.55
<b>Total-I-Small Savings, Provident Funds, etc.</b>	<u>2,535.48</u>	<u>338.23</u>	<u>2,873.71</u>
<b>Contingency Fund</b>	186.25	(95.49)	90.76
<b>J-Reserve Funds-</b>			
Reserve Funds bearing interest	0.01	(b)	0.01
Reserve Funds not bearing interest	353.91	162.60	516.51
<b>Total-J-Reserve Funds</b>	<u>353.92</u>	<u>162.60</u>	<u>516.52</u>
<b>K-Deposits and Advances-</b>			
Deposits bearing interest	2,773.07	559.46	3,332.53
Deposits not bearing interest	4,833.29	922.04	5,755.33
Advances	(0.45)	(0.07)	(0.52)
<b>Total-K-Deposits and Advances</b>	<u>7,605.91</u>	<u>1,481.43</u>	<u>9,087.34</u>

(a) Only Rs.1030.

(b) Only Rs.6125.

## STATEMENT NO.15-(contd.)

Heads		On 1st April 2000	During the year	On 31st March 2001
1		2	3	4
(In crores of rupees )				
<b>Capital and Other Expenditure-(concl.)</b>				
<b>Loans and Advances for various services-</b>				
I	General Services	9.00	15.00	24.00
II	Education, Sports, Art and Culture	20.52	(0.02)	20.50
III	Health and Family Welfare	-	-	-
IV	Water Supply, Sanitation, Housing and Urban Development	613.24	40.58	653.82
V	Information and Broadcasting	-	-	-
VI	Welfare of Scheduled Castes, Scheduled Tribes and Other Backward Classes	25.02	0.76	25.78
VII	Labour and Labour Welfare	-	-	-
VIII	Social Welfare and Nutrition	69.52	(0.43)	69.09
IX	Others	(0.26)	0.48	0.22
X	Agriculture and Allied Activities	265.84	10.56	276.40
XI	Rural Development	2.38	(c)	2.38
XII	Special Areas Programmes	(d)	-	(d)
XIII	Irrigation and Flood Control	26.54	(e)	26.54
XIV	Energy	3,970.25	(1,517.53)	2,452.72
XV	Industry and Minerals	543.33	20.75	564.08
XVI	Transport	78.47	70.13	148.60
XVII	Communications	-	-	-
XVIII	Science, Technology and Environment	-	-	-
XIX	General Economic Services	78.15	-	78.15
XX	Loans to Government Servants etc.,	232.29	37.64	269.93
XXI	Loans for Miscellaneous Purposes	120.14	12.64	132.78
<b>Total-Loans and Advances</b>		6,054.43	(1,309.44)	4,744.99
<b>Total-Capital and Other Expenditure</b>		24,140.14	1,685.40	25,825.54
<b>Deduct -Miscellaneous Capital Receipts</b>		433.14	22.35	455.49
<b>Net-Capital and Other Expenditure</b>		23,707.00	1,663.05 (A)	25,370.05 (X)

(c) Only Rs.(-)4,371.

(d) Only Rs.19,499.

(e) Only Rs.(-)37,958.

Heads	On 1st April 2000	During the year	On 31st March 2001
5	6	7	8
(In crores of rupees )			
<b>Principal sources of funds-(concl.)</b>			
<b>L-Suspense and Miscellaneous-</b>			
Suspense	624.24	(649.12)	(24.88)
Other Accounts	122.19	610.00	732.19
Accounts with Government of Foreign Countries	(0.60)	(0.01)	(0.61)
<b>Total-L-Suspense and Miscellaneous</b>	745.83	(39.13)	706.70
<b>M-Remittances</b>	68.08	60.88	128.96
<b>Total-Debt and Other Obligations</b>	32,571.12	8,372.53	40,943.65
<i>Deduct</i> -N-Cash Balance	53.48	406.73	460.21
<i>Deduct</i> -Investments	387.14	0.53	387.67
<b>Net Provision of Funds</b>	32,130.50	7,965.27 (B)	40,095.77 (Y)

- Notes-(1) Difference of Rs.6,302.22 crores between the net Capital and Other expenditure (A) and net Provision of funds (B) during the year is owing to (i) revenue deficit of Rs.6,302.22 crores and (ii) account adjustment of Rs.Nil crore under "Miscellaneous Government Account", "G-Inter-State Settlement" and "Appropriation to Contingency Fund".
- (2) The net provision of funds (Y) differs from the Capital Outlay and other expenditure (X) upto the end of the year by Rs.14,725.72 crores owing to:-

(In crores of rupees)

- (i) Net effect of balance under Debt, Deposit and Remittance heads of the composite Bombay State allocated to the end of 2000-2001 to Gujarat by the Accountant General, Maharashtra under Bombay Reorganisation Act, 1960.

30.22

## STATEMENT NO.15-(concl.)

Note-(2)-(concl.)

(In crores of rupees)

(ii) Net progressive capital expenditure allocated to end of 2000-2001 to Gujarat consequent on bifurcation of composite Bombay State.	(66.02)
(iii) Net revenue deficit to end of 2000-2001 including Rs. 1.65 crores being the contribution received from Ahmedabad Municipal Corporation during 1977-78.	14,714.01
(iv) Net account adjustment under "Miscellaneous Government Account", "G-Inter State Settlement", "Appropriation to Contingency Fund" and balance under old major head "125-Appropriation to the Contingency Fund"(Rs.20 crores) dropped from Capital Section.	44.50
(v) Net Capital expenditure excluded to end of 2000-2001 due to :-	
(a) Transfer of Forest expenditure by <i>Pro-forma</i> correction during 1961-62.	0.02
(b) Dropping of progressive expenditure under "Payment to Retrenched Personnel" without financial adjustment during 1962-63.	(0.02)
(c) Rectification by correction of misclassification in previous years under "Capital Outlay on Schemes of Government Trading" affecting revenue and service heads.	0.06
(d) Rectification by <i>Pro-forma</i> correction of misclassification in past years upto 2000-2001	0.07
(e) Capital expenditure dropped <i>Pro-forma</i> as a result of abolition of the practice of a temporary capitalisation with effect from 1st April 1974 representing the balance to be written back in respect of transactions like commuted value of pensions, Grants for Development, etc.	2.57
(f) Dropping of the Capital expenditure as the said amount had been included in capital contribution to Gujarat State Road Transport Corporation.	0.21
(vi) Net effect to end of 2000-2001 of other <i>Pro-forma</i> correction affecting the balance under Debt, Deposit and Remittance heads, etc.	0.10
Total	14,725.72

**(B) DEBT, CONTINGENCY FUND AND PUBLIC ACCOUNT**  
**STATEMENT NO.16-DETAILED STATEMENT OF RECEIPTS, DISBURSEMENTS AND**  
**BALANCES UNDER HEADS OF ACCOUNT RELATING TO DEBT,**  
**CONTINGENCY FUND AND PUBLIC ACCOUNT**

Head of Account 1	Opening Balance 2	Receipts 3	Disbursements 4	Closing Balance 5
	Rs.	Rs.	Rs.	Rs.
<b>PART-I-CONSOLIDATED FUND-</b>				
RECEIPT HEADS- (Revenue Account) (Statement No.11)		157,385,877,429 (A)		
EXPENDITURE HEADS- (Revenue Account) (Statement No.12)			220,408,212,748 (A)	
RECEIPT HEADS- (Capital Account) (Statement No.11)		223,486,671 (A)		
EXPENDITURE HEADS- (Capital Account) (Statement No.13)			29,948,437,210 (A)	
<b>@ E-Public Debt-</b>				
*6003 Internal Debt of the State Government	Cr. 40,211,299,688	117,530,587,287	41,051,732,873	Cr. 116,690,154,102
*6004 Loans and Advances from the Central Government	Cr. 170,545,164,350	(976,469,000)	10,862,341,104	Cr. 158,706,354,246
<b>Total- E-Public Debt-</b>	Cr. 210,756,464,038	116,554,118,287	51,914,073,977	Cr. 275,396,508,348
<b>\$ F-Loans and Advances-</b>				
<b>I-Loans for General Services-</b>				
*6075 Loans for Miscellaneous General Services	Dr. 90,000,000	-	150,000,000	Dr. 240,000,000
<b>Total-I-Loans for General Services</b>	Dr. 90,000,000	-	150,000,000	Dr. 240,000,000

(A) These transactions are closed to "Government Account".

(@) For detailed account, please see Statement No.17.

\* Please see explanatory note-2 below Statement No.8 (Page. 62 ).

(\$) For detailed account, please see Statement No.18.

## STATEMENT NO.16-(contd.)

Head of Account 1	Opening Balance 2	Receipts 3	Disbursements 4	Closing Balance 5
	Rs.	Rs.	Rs.	Rs.
<b>PART-I-CONSOLIDATED FUND-(contd.)</b>				
<b>(\$ F-Loans and Advances-(contd.)</b>				
<b>II-Loans for Social Services-</b>				
<b>(1) Education,Sports,Art and Culture-</b>				
*6202 Loans for Education,Sports, Art and Culture	Dr. 205,220,169	190,181	15,775	Dr. 205,045,763
<b>Total-(1)-Education,Sports, Art and Culture</b>	Dr. 205,220,169	190,181	15,775	Dr. 205,045,763
<b>(2) Health and Family Welfare-</b>				
*6210 Loans for Medical and Public Health	-	-	-	-
*6212 Loans for Nutritions	-	-	-	-
<b>Total-(2)-Health and Family Welfare</b>	-	-	-	-
<b>(3) Water Supply,Sanitation, Housing and Urban Development-</b>				
*6215 Loans for Water Supply and Sanitation	Dr. 2,191,701,749	3,724,903	152,500,000	Dr. 2,340,476,846
*6216 Loans for Housing	Dr. 2,516,104,977	42,453,176	113,758,000	Dr. 2,587,409,801
*6217 Loans for Urban Development	Dr. 1,424,574,707	56,030,891	241,776,000	Dr. 1,610,319,816
<b>Total-(3)-Water Supply, Sanitation, Housing and Urban Development</b>	Dr. 6,132,381,433	102,208,970	508,034,000	Dr. 6,538,206,463

(\$ For detailed account, please see Statement No.18.

\* Please see explanatory note-2 below Statement No.8 (Page. 62 ).



## STATEMENT NO.16-(contd.)

Head of Account 1	Opening Balance 2	Receipts 3	Disbursements 4	Closing Balance 5
	Rs.	Rs.	Rs.	Rs.
<b>PART-I-CONSOLIDATED FUND-(contd.)</b>				
<b>(\$ F-Loans and Advances-(contd.)</b>				
<b>II-Loans for Social Services-(contd.)</b>				
<b>(4) Information and Broadcasting-</b>				
*6220 Loans for Information and Publicity	-	-	-	-
<b>Total-(4)-Information and Broadcasting</b>	-	-	-	-
<b>(5) Welfare of Scheduled Castes, Scheduled Tribes and Other Backward Classes-</b>				
*6225 Loans for Welfare of Scheduled Castes, Scheduled Tribes and Other Backward Classes	Dr. 250,254,583	2,449,693	10,066,564	Dr. 257,871,454
<b>Total-(5)-Welfare of Scheduled Castes, Scheduled Tribes and Other Backward Classes</b>	Dr. 250,254,583	2,449,693	10,066,564	Dr. 257,871,454
<b>(6) Social Welfare and Nutrition-</b>				
*6235 Loans for Social Security and Welfare	Dr. 155,324,023	628,138	3,000	Dr. 154,698,885
*6245 Loans for Relief on Account of Natural Calamities	Dr. 539,891,346	3,734,907	-	Dr. 536,156,439
<b>Total-(6)-Social Welfare and Nutrition</b>	Dr. 695,215,369	4,363,045	3,000	Dr. 690,855,324

(\$ For detailed account, please see Statement No.18.

\* Please see explanatory note-2 below Statement No.8 (Page.62 ).

## STATEMENT NO.16-(contd.)

Head of Account 1	Opening Balance 2	Receipts 3	Disbursements 4	Closing Balance 5
	Rs.	Rs.	Rs.	Rs.
<b>PART-I-CONSOLIDATED FUND-(contd.)</b>				
<b>(\$ F-Loans and Advances-(contd.)</b>				
<b>II-Loans for Social Services-(concid.)</b>				
<b>(7) Others-</b>				
*6250 Loans for Other Social Services	Dr. (2,633,302)	(4,858,299)	396	Dr. 2,225,393
<b>Total-(7)-Others</b>	Dr. (2,633,302)	(4,858,299)	396	Dr. 2,225,393
<b>Total-II-Loans for Social Services</b>	Dr. 7,280,438,252	104,353,590	518,119,735	Dr. 7,694,204,397
<b>III-Loans for Economic Services-</b>				
<b>(I) Agriculture and Allied Activities-</b>				
*6401 Loans for Crop Husbandry	Dr. 474,822,192	553,799	26,400,000	Dr. 500,668,393
*6402 Loans for Soil and Water Conservation	Dr. 355,840,200	3,503	12,692,000	Dr. 368,528,697
*6403 Loans for Animal Husbandry	Dr. 938,128	-	-	Dr. 938,128
*6404 Loans for Dairy Development	Dr. 360,734,274	-	78,023,000	Dr. 438,757,274
*6405 Loans for Fisheries	Dr. 220,147,565	7,038,627	4,078,400	Dr. 217,187,338
*6406 Loans for Forestry and Wild Life	Dr. 8,210,600	2,500	-	Dr. 8,208,100
*6408 Loans for Food Storage and Warehousing	Dr. 65,476,958	6,255,080	4,930,000	Dr. 64,151,878
*6425 Loans for Co-operation	Dr. 1,143,019,600	195,052,991	188,420,950	Dr. 1,136,387,559
*6435 Loans for Agricultural Programmes	Dr. 29,173,245	35,000	-	Dr. 29,138,245
<b>Total-(I)-Agriculture and Allied Activities</b>	Dr. 2,658,362,762	208,941,500	314,544,350	Dr. 2,763,965,612

(\$) For detailed account, please see Statement No.18.

\* Please see explanatory note-2 below Statement No.8 (Page 62 ).

## STATEMENT NO.16-(contd.)

Head of Account 1	Opening Balance 2	Receipts 3	Disbursements 4	Closing Balance 5
	Rs.	Rs.	Rs.	Rs.
<b>PART-I-CONSOLIDATED FUND-(contd.)</b>				
<b>(I) F-Loans and Advances-(contd.)</b>				
<b>II-Loans for Economic Services-(contd.)</b>				
<b>2) Rural Development-</b>				
*6505 Loans for Rural Employment	-	-	-	-
*6506 Loans for Land Reforms Dr.	(6,500)	2,000	-	Dr. (8,500) (a)
*6515 Loans for Other Rural Development Programmes Dr.	23,855,026	2,371	-	Dr. 23,852,655
<b>Total-(2)-Rural Development</b> Dr.	<b>23,848,526</b>	<b>4,371</b>	<b>-</b>	<b>Dr. 23,844,155</b>
<b>(3) Special Areas Programmes-</b>				
*6575 Loans for Other Special Areas Programmes Dr.	19,499	-	-	Dr. 19,499
<b>Total-(3)-Special Areas Programmes</b> Dr.	<b>19,499</b>	<b>-</b>	<b>-</b>	<b>Dr. 19,499</b>
<b>(4) Irrigation and Flood Control-</b>				
*6701 Loans for Major and Medium Irrigation Dr.	7,422,915	-	-	Dr. 7,422,915
*6702 Loans for Minor Irrigation Dr.	257,906,583	37,958	-	Dr. 257,868,625
*6705 Loans for Command Area Development Dr.	1,704	-	-	Dr. 1,704
<b>Total-(4)-Irrigation and Flood Control</b> Dr.	<b>265,331,202</b>	<b>37,958</b>	<b>-</b>	<b>Dr. 265,293,244</b>
<b>(5) Energy-</b>				
*6801 Loans for Power Projects Dr.	39,702,213,812	20,950,100,000	5,775,097,000	Dr. 24,527,210,812
*6810 Loans for Non-Conventional Sources of Energy Dr.	375,000	375,000	-	Dr. -
<b>Total-(5)-Energy</b> Dr.	<b>39,702,588,812</b>	<b>20,950,475,000</b>	<b>5,775,097,000</b>	<b>Dr. 24,527,210,812</b>

(\$) For detailed account, please see Statement No.18.

\* Please see explanatory note-2 below Statement No.8(Page. 62 ).

(a) Minus Balance is under investigation.

## STATEMENT NO.16-(contd.)

Head of Account 1	Opening Balance 2	Receipts 3	Disbursements 4	Closing Balance 5
	Rs.	Rs.	Rs.	Rs.
<b>PART-I-CONSOLIDATED FUND-(contd.)</b>				
<b>(\$ F-Loans and Advances-(contd.)</b>				
<b>III-Loans for Economic Services-(concl.)</b>				
<b>(6) Industry and Minerals-</b>				
*6851 Loans for Village and Small Industries	Dr. 241,164,890	14,082,798	26,848,610	Dr. 253,930,702
*6852 Loans for Iron and Steel Industries	Dr. -	-	-	Dr. -
*6853 Loans for Non-ferrous Mining and Metallurgical Industries	Dr. -	-	-	Dr. -
*6855 Loans for Fertilizer Industries	Dr. 121,500,000	-	-	Dr. 121,500,000
*6858 Loans for Engineering Industries	Dr. 159,394,000	-	-	Dr. 159,394,000
*6859 Loans for Telecommunication and Electronic Industries	Dr. 59,000,000	-	-	Dr. 59,000,000
*6860 Loans for Consumer Industries	Dr. 3,598,675,070	1,003,556	2,500,000	Dr. 3,600,171,514
*6885 Loans for Other Industries and Minerals	Dr. 1,253,599,381	6,757,362	200,000,000	Dr. 1,446,842,019
<b>Total-(6)-Industry and Minerals</b>	Dr. 5,433,333,341	21,843,716	229,348,610	Dr. 5,640,838,235
<b>(7) Transport-</b>				
*7051 Loans for Ports and Light Houses	Dr. 688,236,040	1,082,535	702,362,000	Dr. 1,389,515,505
*7052 Loans for Shipping	Dr. 94,101,055	-	-	Dr. 94,101,055
*7055 Loans for Road Transport	Dr. 1,988	-	-	Dr. 1,988
*7075 Loans for Other Transport Services	Dr. 2,395,609	-	-	Dr. 2,395,609
<b>Total-(7)-Transport</b>	Dr. 784,734,692	1,082,535	702,362,000	Dr. 1,486,014,157
<b>(8) General Economic Services-</b>				
*7452 Loans for Tourism	Dr. 31,789,068	-	-	Dr. 31,789,068
*7465 Loans for General Financial and Trading Institutions	Dr. 749,859,527	-	-	Dr. 749,859,527
*7475 Loans for Other General Economic Services	Dr. (183,750)	-	-	Dr. (183,750)
<b>Total-(8)-General Economic Services</b>	Dr. 781,464,845	-	-	Dr. 781,464,845
<b>Total-III-Loans for Economic Services</b>	Dr. 49,649,683,679	21,182,385,080	7,021,351,960	Dr. 35,488,650,559

(\$) For detailed account, please see Statement No.18.

\* Please see explanatory note-2 below Statement No.8 (Page. 62 ).

(b) Minus balance is under investigation.

## STATEMENT NO.16-(contd.)

Head of Account 1	Opening Balance 2	Receipts 3	Disbursements 4	Closing Balance 5
	Rs.	Rs.	Rs.	Rs.
<b>ART-I-CONSOLIDATED FUND-(concl.)</b>				
<b>↳ F-Loans and Advances-(concl.)</b>				
<b>V-Loans to Government Servants,etc.-</b>				
7610 Loans to Government Servants,etc.	Dr. 2,322,885,498	436,746,939	813,112,506	Dr. 2,699,251,065
<b>Total-IV-Loans to Government Servants,etc.</b>	Dr. 2,322,885,498	436,746,939	813,112,506	Dr. 2,699,251,065
<b>V-Loans for Miscellaneous Purposes-</b>				
7615 Miscellaneous Loans	Dr. 1,201,351,179	542,680,654	669,104,500	Dr. 1,327,775,025
<b>Total-V-Loans for Miscellaneous Purposes</b>	Dr. 1,201,351,179	542,680,654	669,104,500	Dr. 1,327,775,025
<b>Total-F-Loans and Advances</b>	Dr. 60,544,358,608	22,266,166,263	9,171,688,701	Dr. 47,449,881,046
<b>G-Inter-State Settlement-</b>				
*7810 Inter-State Settlement	-	3,024 (A)	-	-
<b>Total-G-Inter-State Settlement</b>	-	3,024 (A)	-	-
<b>H-Transfer to Contingency Fund-</b>				
*7999 Appropriation to the Contingency Fund	-	-	-	-
<b>Total-H-Transfer to Contingency Fund</b>	-	-	-	-
<b>Total-Part-I-Consolidated Fund</b>	Cr. 150,212,105,430	138,820,284,550 157,609,367,124 (A)	61,085,762,678 250,356,649,958 (A)	Cr. 227,946,627,302

(\$) For detailed account, please see Statement No.18.

\* Please see explanatory note-2 below Statement No.8 (Page. 62 ).

(A) These transactions are closed to " Government Account".

## STATEMENT NO.16-(contd.)

Head of Account 1	Opening Balance 2	Receipts 3	Disbursements 4	Closing Balance 5
	Rs.	Rs.	Rs.	Rs.
<b>PART-II-CONTINGENCY FUND-</b>				
<b>8000 Contingency Fund-</b>				
Appropriation to the				
Contingency Fund	Cr. 2,000,000,000	-	-	Cr. 2,000,000,000
Administration of Justice	Dr. 688,000	688,000	-	Dr. -
Interest Payments	Dr. 31,151,102	31,151,102	122,900	Dr. 122,900
Sports and Youth Services	Dr. 1,000,000	1,000,000	-	Dr. -
Medical and Public Health	Dr. 12,400,000	12,400,000	3,600,000	Dr. 3,600,000
Housing	Dr. 13,000,000	13,000,000	-	Dr. -
Urban Development	Dr. -	-	1,100,000	Dr. 1,100,000
Soil and Water Conservation	Dr. 20,400,000	20,400,000	130,000,000	Dr. 130,000,000
Animal Husbandry	Dr. 5,198,392	5,198,392	530,000	Dr. 530,000
Fisheries	Dr. -	-	2,700,000	Dr. 2,700,000
Agricultural Research and Education	Dr. 3,999,900	3,999,900	-	Dr. -
Rural Employment	Dr. -	-	59,500,000	Dr. 59,500,000
Major and Medium Irrigation	Dr. 10,593	10,593	-	Dr. -
Forestry and Wild-Life	Dr. 4,285,204	4,285,204	-	Dr. -
Power	Dr. 10,648,000	10,648,000	551,015,000	Dr. 551,015,000
Road Transport	Dr. -	-	3,580,917	Dr. 3,580,917
Capital Outlay on Food Control Project	Dr. -	-	29,994,561	Dr. 29,994,561
Capital Outlay on Soil and Water Conservation	Dr. 2,000,000	2,000,000	-	Dr. -
Capital Outlay on Major and Medium Irrigation	Dr. 348,824	348,824	228,500	Dr. 228,500
Capital outlay on Roads and Bridges	Dr. 16,916,631	16,916,631	-	Dr. -
Capital Outlay on Foreign Trade and Export Promotion	Dr. -	-	10,000,000	Dr. 10,000,000
Loans for Food Storage and Warehousing	Dr. -	-	300,000,000	Dr. 300,000,000
Loans for Co-operation	Dr. 15,410,000	15,410,000	-	Dr. -
<b>Total-8000-Contingency Fund</b>	Cr. 1,862,543,354	137,456,646	1,092,371,878	Cr. 907,628,122
<b>Total-Part-II-Contingency Fund</b>	Cr. 1,862,543,354	137,456,646	1,092,371,878	Cr. 907,628,122

## STATEMENT NO.16-(contd.)

Head of Account 1	Opening Balance 2	Receipts 3	Disbursements 4	Closing Balance 5
	Rs.	Rs.	Rs.	Rs.
<b>PART-III-PUBLIC ACCOUNT-</b>				
<b>I-Small Savings,Provident Fund,etc.(\$)-</b>				
<b>(a) Small Savings-</b>				
8002 Savings Certificates	Cr. 1,030	-	-	Cr. 1,030
Total-8002	Cr. 1,030	-	-	Cr. 1,030
<b>Total-(a)-Small Savings</b>	Cr. 1,030	-	-	Cr. 1,030
<b>(b) Provident Funds-</b>				
*8005 State Provident Funds	Cr. 20,725,313,552	7,450,183,615	4,593,912,935	Cr. 23,581,584,232
Total-8005	Cr. 20,725,313,552	7,450,183,615	4,593,912,935	Cr. 23,581,584,232
<b>Total-(b)-Provident Funds</b>	Cr. 20,725,313,552	7,450,183,615	4,593,912,935	Cr. 23,581,584,232
<b>(c) Other Accounts-</b>				
8010 Trusts and Endowments	Cr. 9,170	-	-	Cr. 9,170
Total-8010	Cr. 9,170	-	-	Cr. 9,170
8011 Insurance and Pension Funds	Cr. 4,629,499,824	828,061,841	302,062,522	Cr. 5,155,499,143
Total-8011	Cr. 4,629,499,824	828,061,841	302,062,522	Cr. 5,155,499,143
<b>Total-(c)-Other Accounts</b>	Cr. 4,629,508,994	828,061,841	302,062,522	Cr. 5,155,508,313
<b>Total-I-Small Savings, Provident Funds, etc.</b>	Cr. 25,354,823,576	8,278,245,456	4,895,975,457	Cr. 28,737,093,575

(\$) For detailed account, please see Statement No. 17.

\* Please see explanatory note-2 below Statement No.8 (Page. 62 ).

## STATEMENT NO.16-(contd.)

Head of Account 1		Opening Balance 2	Receipts 3	Disbursements 4	Closing Balance 5
		Rs.	Rs.	Rs.	Rs.
<b>PART-III-PUBLIC ACCOUNT-(contd.)</b>					
<b>J Reserve Funds-</b>					
<b>(a) Reserve Funds bearing interest-</b>					
8121 General and Other Reserve Funds-					
109	General Insurance Fund	Cr. 2,020	-	-	Cr. 2,020
113	Amenities Reserve Fund	Cr. 126,322	6,125	-	Cr. 132,447
<hr/>					
Total-8121		Cr. 128,342	6,125	-	Cr. 134,467
		Dr. -	-	-	Dr. -
	Net	Cr. 128,342	6,125	-	Cr. 134,467
<hr/>					
<b>Total-(a)-Reserve Funds bearing interest</b>		Cr. 128,342	6,125	-	Cr. 134,467
		Dr. -	-	-	Dr. -
	Net	Cr. 128,342	6,125	-	Cr. 134,467
<hr/>					
<b>(b) Reserve Funds not bearing interest-</b>					
8222 Sinking Funds-					
<b>01 Appropriation for reduction or avoidance of Debt-</b>					
101	Sinking Funds	Cr. 366,052,442	-	-	Cr. 366,052,442
102	Other Appropriation	-	-	-	-
<hr/>					
Total-01		Cr. 366,052,442	-	-	Cr. 366,052,442
<hr/>					
<b>02 Sinking Fund Investment Account-</b>					
101	Sinking Fund Investment Account	Dr. 62,720,138	-	-	Dr. 62,720,138
<hr/>					
Total-02		Dr. 62,720,138	-	-	Dr. 62,720,138
<hr/>					
Total-8222		Cr. 366,052,442	-	-	Cr. 366,052,442
		Dr. 62,720,138	-	-	Dr. 62,720,138
	Net	Cr. 303,332,304	-	-	Cr. 303,332,304



## STATEMENT NO.16-(contd.)

Head of Account 1		Opening Balance 2	Receipts 3	Disbursements 4	Closing Balance 5
		Rs.	Rs.	Rs.	Rs.
<b>PART-III-PUBLIC ACCOUNT-(contd.)</b>					
<b>J Reserve Funds-(contd.)</b>					
<b>(b) Reserve Funds not bearing interest-(contd.)</b>					
8223 Famine Relief Fund-					
101 Famine Relief Fund	Cr.	-	-	-	Cr. -
102 Famine Relief Fund- Investment Account		-	-	-	Cr. -
Total-8223	Cr. Dr. Net Cr.	- - -	- - -	- - -	Cr. Dr. Cr. -
8226 Depreciation/Renewal Reserve Funds-					
101 Depreciation Reserve Funds of Government Commercial Departments/Undertakings- Ports	Cr.	20,793,699	-	-	Cr. 20,793,699
102 Depreciation Reserve Funds of Government/Non-Commercial Departments-Presses	Cr.	34,692,273	5,428,613	1,674,972	Cr. 38,445,914
Total-8226	Cr. Dr. Net Cr.	55,485,972 - 55,485,972	5,428,613 - 5,428,613	1,674,972 - 1,674,972	Cr. 59,239,613 Dr. - Cr. 59,239,613

## STATEMENT NO.16-(contd.)

Head of Account i	Opening Balance 2	Receipts 3	Disbursements 4	Closing Balance 5
	Rs.	Rs.	Rs.	Rs.
<b>PART-III-PUBLIC ACCOUNT-(contd.)</b>				
<b>J Reserve Funds-(contd.)</b>				
<b>(b) Reserve Funds not bearing interest-(contd.)</b>				
8229 Development and Welfare Funds-				
101 Development Funds for Educational Purposes	Cr. 9,242,971	533,750,000	533,750,000	Cr. 9,242,971
103 Development Funds for Agricultural purposes- Fund Account	Cr. 471,806,182	18,000,000	7,480,000	Cr. 482,326,182
Investment Account	Dr. 693,000	-	-	Dr. 693,000
107 Funds for Development of Milk Supply	Cr. (737,062)	-	-	Cr. (737,062)
				(a)
116 Kutch Benevolent Funds	Cr. 140,129	-	-	Cr. 140,129
200 Other Development and Welfare Fund- Fund Account	Cr. 60,584,483	-	14,755,202	Cr. 45,829,281
Investment Account	Dr. 33,072,777	-	-	Dr. 33,072,777
Total-8229	Cr. 541,036,703	551,750,000	555,985,202	Cr. 536,801,501
	Dr. 33,765,777	-	-	Dr. 33,765,777
Net	Cr. 507,270,926	551,750,000	555,985,202	Cr. 503,035,724
8235 General and Other Reserve Funds-				
101 General Reserve Funds of Government Commercial Departments/Undertakings- Ports	Cr. (629,199)	-	-	Cr. (629,199)
				(b)
105 General Insurance Fund	Cr. 59,379,627	93,408,278	99,543,416	Cr. 53,244,489
111 Calamity Relief Fund	Cr. 1,870,327,221	1,714,851,000	1,614,000,000	Cr. 1,971,178,221
200 Other Funds	Cr. 397,518,853	130,477,615	9,738,977	Cr. 518,257,491
Gujarat State Guarantee Risk Fund	Cr. 250,000,000	1,411,000,000	-	Cr. 1,661,000,000

(a) Minus balance is under correspondence with Pay and Accounts Officer, Ministry of Supply, New Delhi.

(b) Minus balance is under correspondence with concerned Department.

## STATEMENT NO.16-(contd.)

Head of Account 1	Opening Balance 2	Receipts 3	Disbursements 4	Closing Balance 5
	Rs.	Rs.	Rs.	Rs.
<b>PART-III-PUBLIC ACCOUNT-(contd.)</b>				
<b>J RESERVE FUNDS-(concl.)</b>				
<b>(b) Reserve Funds not bearing interest-(concl.)</b>				
<b>8235 General and Other Reserve Funds-(concl.)</b>				
<b>200 Other Funds-</b>				
Investment Account	Dr. 2,750,891	-	-	Dr. 2,750,891
Total-8235	Cr. 2,576,596,502	3,349,736,893	1,723,282,393	Cr. 4,203,051,002
	Dr. 2,750,891	-	-	Dr. 2,750,891
Net	Cr. 2,573,845,611	3,349,736,893	1,723,282,393	Cr. 4,200,300,111
Total-(b)-Reserve Funds not bearing interest	Cr. 3,539,171,619	3,906,915,506	2,280,942,567	Cr. 5,165,144,558
	Dr. 99,236,806	-	-	Dr. 99,236,806
Net	Cr. 3,439,934,813	3,906,915,506	2,280,942,567	Cr. 5,065,907,752
Total-J-Reserve Funds	Cr. 3,539,299,961	3,906,921,631	2,280,942,567	Cr. 5,165,279,025
	Dr. 99,236,806	-	-	Dr. 99,236,806
Net	Cr. 3,440,063,155	3,906,921,631	2,280,942,567	Cr. 5,066,042,219
<b>K-Deposits and Advances-</b>				
<b>(a) Deposits bearing interest-</b>				
<b>8336 Civil Deposits-</b>				
800 Other Deposits	Cr. 27,572,515,899	10,562,894,112	4,971,753,330	Cr. 33,163,656,681
Total-8236	Cr. 27,572,515,899	10,562,894,112	4,971,753,330	Cr. 33,163,656,681
<b>8342 Other Deposits-</b>				
103 Deposits of Government Companies,Corporations,etc.	Cr. 97,195,617	3,500,000	-	Cr. 100,695,617
120 Miscellaneous Deposits	Cr. 60,978,070	-	-	Cr. 60,978,070
Total-8342	Cr. 158,173,687	3,500,000	-	Cr. 161,673,687
Total-(a)-Deposits bearing interest	Cr. 27,730,689,586	10,566,394,112	4,971,753,330	Cr. 33,325,330,368

## STATEMENT NO.16-(contd.)

Head of Account 1		Opening Balance 2	Receipts 3	Disbursements 4	Closing Balance 5
		Rs.	Rs.	Rs.	Rs.
<b>PART-III-PUBLIC ACCOUNT-(contd.)</b>					
<b>K-Deposits and Advances-(contd.)</b>					
<b>(b) Deposits not bearing interest-</b>					
8443 Civil Deposits-					
101 Revenue Deposits	Cr.	118,803,982	71,108,966	43,878,795	Cr. 146,034,153
103 Security Deposits	Cr.	34,074,672	11,766,684	9,712,887	Cr. 36,128,469
*104 Civil Courts Deposits	Cr.	1,230,225,946	3,477,779,418	3,505,993,091	Cr. 1,202,012,273
*105 Criminal Courts Deposits	Cr.	89,353,168	37,277,408	14,942,302	Cr. 111,688,274
*106 Personal Deposits	Cr.	16,226,856,875	16,967,616,191	16,600,036,994	Cr. 16,594,436,072
107 Trust Interest Funds	Cr.	1,538,260	-	-	Cr. 1,538,260
108 Public Works Deposits	Cr.	2,209,156,668	1,940,814,980	2,408,618,463	Cr. 1,741,353,185
109 Forest Deposits	Cr.	598,794,177	166,157,989	193,062,726	Cr. 571,889,440
111 Other Departmental Deposits	Cr.	2,309	8,713	-	Cr. 11,022
113 Deposits for Purchases etc. abroad	Cr.	(755,018)	-	-	(755,018) (a)
116 Deposits under various Central and State Acts	Cr.	4,667	125,427	56,155	Cr. 73,939
117 Deposits for work done for Public Bodies or Private Individuals	Cr.	246,731,626	63,257,820	74,333,253	Cr. 235,656,193
118 Deposits for fees received by Government Servants for work done by Private Bodies	Cr.	1,562,634	131,774	(672,500)	Cr. 2,366,908
121 Deposits in connection with Election	Cr.	117,076,591	(2,628)	266,300	Cr. 116,807,663
122 Mines Labour Welfare Deposits	Cr.	2,300	-	-	Cr. 2,300

\* Please see explanatory note-2 below Statement No.8 (Page. 62 ).

(a) Minus balance is under correspondence with concerned Ministry and Departments.

## STATEMENT NO.16-(contd.)

Head of Account 1	Opening Balance 2	Receipts 3	Disbursements 4	Closing Balance 5
	Rs.	Rs.	Rs.	Rs.
<b>PART-III-PUBLIC ACCOUNT-(contd.)</b>				
<b>K-Deposits and Advances-(contd.)</b>				
<b>(b) Deposits not bearing interest-(contd.)</b>				
3443 Civil Deposits-(concl.)				
123 Deposits for Educational Institution	Cr. 107,824,671	188,219,871	190,316,685	Cr. 105,727,857
124 Unclaimed Deposits in the General Provident Funds	Cr. 331,584	-	-	Cr. 331,584
126 Unclaimed Deposits in Other Provident Funds	Cr. 1,331	-	-	Cr. 1,331
800 Other Deposits	Cr. 137,095,298	204,367,783	56,923	Cr. 341,406,158
Total-8443	Cr. 21,118,681,741	23,128,630,396	23,040,602,074	Cr. 21,206,710,063
8448 Deposits of Local Funds-				
101 District Funds	Cr. 3,772,594	-	1,359	Cr. 3,771,235
102 Municipal Funds	Cr. 3,125,753	9,084,373	6,666,039	Cr. 5,544,087
*105 State Transport Corporation Funds	Cr. 1,576,161,257	10,600,903,158	11,673,113,761	Cr. 503,950,654
*109 Panchayat Bodies Funds	Cr. 13,595,331,430	70,720,855,980	67,735,442,128	Cr. 16,580,745,282
110 Education Funds	Cr. 13,411,721	198,452,000	198,242,000	Cr. 13,621,721
111 Medical and Charitable Funds	Cr. 2,684,667	64,819	88,503	Cr. 2,660,983
112 Ports and Marine Funds	Cr. 89,120	-	-	Cr. 89,120
120 Other Funds	Cr. 2,491,372	3,510	6,417	Cr. 2,488,465
Total-8448	Cr. 15,197,067,914	81,529,363,840	79,613,560,207	Cr. 17,112,871,547

\* Please see explanatory note-2 below Statement No.8 (Page. 62 ).

## STATEMENT NO.16-(contd.)

Head of Account 1	Opening Balance 2	Receipts 3	Disbursements 4	Closing Balance 5
	Rs.	Rs.	Rs.	Rs.
<b>PART-III-PUBLIC ACCOUNT-(contd.)</b>				
<b>K-Deposits and Advances-(concl.)</b>				
<b>(b) Deposits not bearing interest-(concl.)</b>				
8449 Other Deposits-				
103 Subventions from Central Road Funds	Cr. -	233,600,000	233,600,000	Cr. -
105 Deposits of Market Loans	Cr. 39,112,178	2,500,000,000	-	Cr. 2,539,112,178
120 Miscellaneous Deposits-Fund Account	Cr. 11,978,098,021	22,444,149,444	17,727,610,750	Cr. 16,694,636,715
Investment Account	Dr. 3,409,745	-	-	Dr. 3,409,745
Total-8449	Cr. 12,013,800,454	25,177,749,444	17,961,210,750	Cr. 19,230,339,148
<b>Total-(b)-Deposits not bearing interest</b>	Cr. 48,329,550,109	129,835,743,680	120,615,373,031	Cr. 57,549,920,758
<b>(c) Advances-</b>				
8550* Civil Advances-				
101 Forest Advances	Dr. 142,326,590	1,862,428,740	1,720,488,585	Dr. 386,435
102 Revenue Advances	Dr. 44,879	-	-	Dr. 44,879
103 Other Departmental Advances	Dr. 4,646,764	-	-	Dr. 4,646,764
104 Other Advances	Dr. (142,545,859)	-	142,622,726	Dr. 76,867
Total-8550	Dr. 4,472,374	1,862,428,740	1,863,111,311	Dr. 5,154,945
<b>Total-(c)-Advances</b>	Dr. 4,472,374	1,862,428,740	1,863,111,311	Dr. 5,154,945
<b>Total-K-Deposits and Advances</b>	Cr. 76,055,767,321	142,264,566,532	127,450,237,672	Cr. 90,870,096,181

\* Please see explanatory note-2 below Statement No.8 (Page. 62 ).

## STATEMENT NO.16-(contd.)

Head of Account 1	Opening Balance 2	Receipts 3	Disbursements 4	Closing Balance 5
	Rs.	Rs.	Rs.	Rs.
<b>PART-III-PUBLIC ACCOUNT-(contd.)</b>				
<b>L-Suspense and Miscellaneous-</b>				
<b>(b) Suspense-</b>				
8658 Suspense Account-				
101 Pay and Accounts Office-Suspense	Dr. 1,366,889,346 (A)	(28,439,934) (c)	41,426,862	Dr. 1,436,756,142
102 Suspense Account (Civil)	Dr. 130,315,480 (B)	(342,966,750) (c)	(232,759,773) (c)	Dr. 240,522,457 (b)
106 Telecommunication Account Office-Suspense	Dr. (10,061)	(851,483) (c)	(2,246) (c)	Dr. 839,176
107 Cash Settlement Suspense Account	Dr. 225,188,498	22,238,722	3,725,187	Dr. 206,674,963 (d)
109 Reserve Bank Suspense- Head Quarters	Cr. 2,806,821	28,504	(205,010) (c)	Cr. 3,040,335
110 Reserve Bank Suspense- Central Accounts Office	Cr. 7,781,030,434	(3,360,935,735) (c)	2,949,919,358	Cr. 1,470,175,341 (e)
111 Departmental Adjusting Account	Cr. 15,038,486	-	-	Cr. 15,038,486

(b) Out of the amount of Rs.240,522,457 an amount of Rs.621,632 has been cleared during the year 2001-2002 (June 2001).

(c) Minus transactions are due to clearance of previous years outstanding items.

(d) Out of the amount of Rs.206,674,963 an amount of Rs.4,543,271 has been cleared during the year 2001-2002 (June 2001).

(e) Out of the amount of Rs.1,470,175,341 an amount of Rs.3,682,634,390 (Debit) and Rs. 5,774,925,000 (Credit) have been cleared during the year 2001-2002 (June 2001).

(A) Increased by Rs.16,655 Due to Proforma Correction.

(B) Decreased by Rs.16,655 Due to Proforma Correction.

## STATEMENT NO.16-(contd.)

Head of Account 1		Opening Balance 2	Receipts 3	Disbursements 4	Closing Balance 5
		Rs.	Rs.	Rs.	Rs.
<b>PART-III-PUBLIC ACCOUNT-(contd.)</b>					
<b>L-Suspense and Miscellaneous-(contd.)</b>					
<b>(b) Suspense-(contd.)</b>					
8658 Suspense Account-(contd.)					
112 Tax Deducted at Source (TDS) Suspense	Cr.	173,227,380	(51,211,736) (b)	(32,915,727) (b)	Cr. 154,931,371
113 Provident Fund Suspense	Dr.	13,725	-	-	Dr. 13,725
117 Transactions on behalf of the Reserve Bank	Dr.	364,262	566	(21,074) (b)	Dr. 342,622
120 Additional Dearness Allowance Deposit Suspense Account	Dr.	2,160,700	-	-	Dr. 2,160,700
121 Additional Dearness Allowance Deposit Suspense Account(New)	Dr.	5,258,543	-	-	Dr. 5,258,543
123 A.I.S.Officer's Group Insurance Scheme	Cr.	411,539	569,962	471,543	Cr. 509,958 (f)

(b) Minus transaction are due to clearance of previous years outstanding item.

(f) Outstanding balance of Rs.509,958 an amount of Rs.90,880 has been cleared during the year 2001-2002 (June/2001).



## STATEMENT NO.16-(contd.)

Head of Account 1	Opening Balance 2	Receipts 3	Disbursements 4	Closing Balance 5
	Rs.	Rs.	Rs.	Rs.
<b>PART-III-PUBLIC ACCOUNT-(contd.)</b>				
<b>L-Suspense and Miscellaneous-(contd.)</b>				
<b>(b) Suspense-(concl.)</b>				
8658 Suspense Account-(concl.)				
124 Payment on behalf of Central Claims Organisation Pension and Provident Fund	Cr. 38,702	12,000	3,024	Cr. 47,678
126 Broadcasting Receiver Licence Fee Suspense	Dr. 4,690	-	-	Dr. 4,690
134 Cash Settlement between Jammu Kashmir and other State A.G.	-	-	(17,910)	Cr. 17,910
Total-8658	Dr. (6,242,368,179)	(3,761,555,884)	2,729,624,234	Dr. 248,811,939
Total-(b)-Suspense	Dr. (6,242,368,179)	(3,761,555,884)	2,729,624,234	Dr. 248,811,939
<b>(c) Other Accounts-</b>				
8670 Cheques and Bills- 101 Pre-Audit Cheques	Cr. 470,981,699	5,215,430,380	4,152,901,426	Cr. 1,533,510,653
103 Departmental Cheques	Cr. 25,610,754	26,357,676	556,895,616	Cr. (504,927,186)
104 Treasury Cheques	Cr. 2,722,696,151	66,594,730,272	60,795,725,417	Cr. 8,521,701,006 (a)
105 I.R.L.A. Cheques	Cr. 1,242,109,436	30,346,995	30,467,112	Cr. 1,241,989,319
106 Telecommunication Account Office Gujarat Circle	Cr. 851,483	-	-	Cr. 851,483
Total-8670	Cr. 4,462,249,523	71,866,865,323	65,535,989,571	Cr. 10,793,125,275
8671 Departmental Balances- 101 Civil	Dr. 8,596,477	41,337,588	28,968,451	Dr. (3,772,660) (a)
Total-8671	Dr. 8,596,477	41,337,588	28,968,451	Dr. (3,772,660)

a) Minus balance is under investigation.

## STATEMENT NO.16-(contd.)

Head of Account 1	Opening Balance 2	Receipts 3	Disbursements 4	Closing Balance 5
	Rs.	Rs.	Rs.	Rs.
<b>PART-III-PUBLIC ACCOUNT-(contd.)</b>				
<b>L-Suspense and Miscellaneous-(contd.)</b>				
<b>(c) Other Accounts-(concl.)</b>				
8672 Permanent Cash Imprest- 101 Civil	Dr. 1,187,559,424	225	10,565	Dr. 1,187,569,764
Total-8672	Dr. 1,187,559,424	225	10,565	Dr. 1,187,569,764
8673 Cash Balance Investment Account- 101 Cash Balance Investment Account	Dr. 3,768,770,393	39,534,193,071	39,539,470,654	Dr. 3,774,047,976
Total-8673	Dr. 3,768,770,393	39,534,193,071	39,539,470,654	Dr. 3,774,047,976
8674 Security Deposits made by Government- 101 Security Deposits made by Government	Dr. 2,044,148,479	7,000	243,167,641	Dr. 2,287,309,120
Total-8674	Dr. 2,044,148,479	7,000	243,167,641	Dr. 2,287,309,120
<b>Total-(c)-Other Accounts</b>	Cr. (2,546,825,250)	111,442,403,207	105,347,606,882	Cr. 3,547,971,075
<b>(d) Accounts with Government of Foreign Countries-</b>				
<b>8679 Accounts with Government of Other Countries-</b>				
103 Burma	Dr. 174,148	-	34,558	Dr. 208,706
105 Pakistan	Dr. 5,851,030	-	-	Dr. 5,851,030
107 Srilanka	Dr. 3,202	-	-	Dr. 3,202
115 Other Countries	Dr. (27)	-	-	Dr. (27)
Total-8679	Dr. 6,028,353	-	34,558	Dr. 6,062,911
<b>Total-(d)-Accounts with Government of Foreign Countries</b>	Dr. 6,028,353	-	34,558	Dr. 6,062,911

(a) Minus balance is under investigation.

## STATEMENT NO.16-(contd.)

Head of Account 1	Opening Balance 2	Receipts 3	Disbursements 4	Closing Balance 5
	Rs.	Rs.	Rs.	Rs.
<b>ART-III-PUBLIC ACCOUNT-(contd.)</b>				
<b>-Suspense and Miscellaneous-(concl.)</b>				
<b>) Miscellaneous-</b>				
580 Miscellaneous Government Account-				
02 Write off from heads of Accounts Closing to balance	-	-	-	-
Total-8680	-	-	-	-
<b>Total-(e)-Miscellaneous</b>	-	-	-	-
<b>Total-L-Suspense and Miscellaneous</b>	Cr. 3,689,514,576	107,680,847,323	108,077,265,674	3,293,096,225
<b>4 Remittances-</b>				
<b>-a) Money Orders and Other Remittances-</b>				
782 Cash Remittances and adjustment between Officers rendering account to the same Accounts Officer-				
01 Cash Remittances between Treasuries and Currency Chests	Cr. 888,564,487	912,879,019	582,097,903	Cr. 1,219,345,603
102 Public Works Remittances	Dr. (107,056,487)	24,945,684,469	24,433,269,706	Dr. (619,471,250) (a)
103 Forest Remittances	Cr. 50,138,398	2,493,726,537	2,507,950,358	Cr. 35,914,577
105 Reserve Bank of India Remittances	Dr. 433,344,501	74,099,559	290,981,947	Dr. 650,226,889 (g)
108 Other Departmental Remittances	Cr. 71,269,539	-	306,758,970	Cr. (235,489,431) (a)
110 Miscellaneous Remittances	Cr. 1,943,023	302,496,365	-	Cr. 304,439,388
Total-8782	Dr. (685,627,433)	28,728,885,949	28,121,058,884	Dr. (1,293,454,498)
<b>Total-(a)-Money Orders and Other Remittances</b>	Dr. (685,627,433)	28,728,885,949	28,121,058,884	Dr. (1,293,454,498)

(a) Minus balances are under investigation.

(g) Out of the amount of Rs.650,226,889 an amount of Rs.93,082,027 has been cleared during the year 2001-2002(June 2001).

## STATEMENT NO.16-(concl.)

Head of Account 1	Opening Balance 2	Receipts 3	Disbursements 4	Closing Balance 5
	Rs.	Rs.	Rs.	Rs.
<b>PART-III-PUBLIC ACCOUNT-(concl.)</b>				
<b>M Remittances-(concl.)</b>				
<b>(b) Inter-Government Adjustment Account-</b>				
8786 Adjusting Account between Central and State Government	Dr. 2,541,781	1,227,104	2,740,998	Dr. 4,055,67
8793 Inter-State Suspense Account	Cr. (2,292,770)	386,237	(2,114,489) (b)	Cr. 207,95
<b>Total-(b)-Inter-Government Adjustment Account</b>	Dr. 4,834,551	1,613,341	626,509	Dr. 3,847,71
<b>Total-M-Remittances</b>	Dr. (680,792,882)	28,730,499,290	28,121,685,393	Dr. (1,289,606,77
<b>Total-Part-III-Public Account</b>	Cr. 109,220,961,510	290,861,080,232	270,826,106,763	Cr. 129,255,934,97
<b>Total-Receipts/Disbursements of Part-I,II and III</b>		587,428,188,552	583,360,891,277	
<b>N Cash Balance-</b>				
<b>8999 Cash Balance(Opening)-</b>				
Cash in Treasuries		183,260		
Deposits with Reserve Bank		812,079,962		
Remittances in Transit-Local		(277,456,302)		
Total		534,806,920		
<b>Cash Balance(Closing)-</b>				
Cash in Treasuries			355,623	
Deposits with Reserve Bank			4,777,857,237 (AA)	
Remittances in Transit-Local			(176,108,665) (BB)	
Total			4,602,104,195	
<b>GRAND TOTAL</b>		587,962,995,472	587,962,995,472	

(b) Minus transaction is due to clearance of previous years item.

(AA) Please see foot note (a) below Statement No.8 (Page 61 ).

(BB) Please see explanatory note-3 below Statement No.7 (Page 60 ).

**STATEMENT NO.17-DETAILED STATEMENT OF DEBT AND OTHER INTEREST  
BEARING OBLIGATION OF GOVERNMENT**

Description of loans	Balance on 1st April 2000	Additions during the year	Discharges during the year	Balance on 31st March 2001
1	2	3	4	5
	Rs.	Rs.	Rs.	Rs.
<b>(\$ E-PUBLIC DEBT-</b>				
6003 Internal Debt of the State Government	40,211,299,688	117,530,587,287	41,051,732,873	116,690,154,102
<b>6004 Loans and Advances from the Central Government-</b>				
01 Non-Plan Loans	117,451,379,090	(21,169,885,000)	2,561,355,909	93,720,138,181
02 Loans for State/Union Territory Plan Schemes	48,789,927,762	14,650,618,000	2,309,536,320	61,131,009,442
03 Loans for Central Plan Schemes	704,292,740	-	24,461,029	679,831,711
04 Loans for Centrally Sponsored Plan Schemes	524,501,234	42,798,000	29,976,560	537,322,674
05 Loans for Special Schemes	1,485,741	-	703,036	782,705
06 Ways and Means Advances	-	5,500,000,000	5,500,000,000	-
07 Pre-1984-85 Loans	3,073,577,783	-	436,308,250	2,637,269,533
<b>Total-6004</b>	<b>170,545,164,350</b>	<b>(976,469,000)</b>	<b>10,862,341,104</b>	<b>158,706,354,246</b>
<b>Total-E-Public Debt</b>	<b>210,756,464,038</b>	<b>116,554,118,287</b>	<b>51,914,073,977</b>	<b>275,396,508,348</b>
<b>I-SMALL SAVINGS,PROVIDENT FUNDS,ETC.-</b>				
<b>(a) Small Savings-</b>				
<b>8002 Savings Certificates-</b>				
102 State Savings Certificates	1,030	..	..	1,030
Total-8002	1,030	-	-	1,030
<b>Total-(a)-Small Savings</b>	<b>1,030</b>	<b>..</b>	<b>..</b>	<b>1,030</b>

(\$ For details, please see Annexure to this Statement.

## STATEMENT NO.17-(contd.)

Description of loans	Balance on 1st April 2000	Additions during the year	Discharges during the year	Balance on 31st March 2001
	2	3	4	5
	Rs.	Rs.	Rs.	Rs.
<b>I-SMALL SAVINGS,PROVIDENT FUNDS,ETC.-(contd.)</b>				
<b>(b) Provident Funds-</b>				
<b>8005 State Provident Funds-</b>				
<b>01 Civil-</b>				
101 General Provident Fund	19,920,685,573	7,059,969,161	4,465,216,768	22,515,437,966
102 Contributory Provident Fund	(33,271,268)	2,555,814	(7,505,314)	(23,210,140)
104 All India Services Provident Fund	114,674,331	29,162,863	14,475,601	129,361,593
Total-01	20,002,088,636	7,091,687,838	4,472,187,055	22,621,589,419
<b>60 Other Provident Funds-</b>				
103 Other Miscellaneous Provident Funds	723,224,916	358,495,777	121,725,880	959,994,813
Total-60	723,224,916	358,495,777	121,725,880	959,994,813
Total-8005	20,725,313,552	7,450,183,615	4,593,912,935	23,581,584,232
<b>Total-(b)-Provident Funds</b>	<b>20,725,313,552</b>	<b>7,450,183,615</b>	<b>4,593,912,935</b>	<b>23,581,584,232</b>
<b>(c) Other Accounts-</b>				
<b>8010 Trusts and Endowments-</b>				
104 Endowments for Charitable and Educational Institutions	9,170	..	..	9,170
Total-8010	9,170	-	-	9,170

(a) Minus balance is under investigation.

## STATEMENT NO.17-(contd.)

Description of loans	Balance on 1st April 2000	Additions during the year	Discharges during the year	Balance on 31st March 2001
	2	3	4	5
	Rs.	Rs.	Rs.	Rs.
<b>I-SMALL SAVINGS,PROVIDENT FUNDS,ETC.-(concl.)</b>				
<b>(c) Other Accounts-(concl.)</b>				
<b>8011 Insurance and Pension Funds-</b>				
105 State Government Insurance Fund	79,861,861	-	290,014	79,571,847
106 Other Insurance and Pension Funds	155,990,961	2,301,132	(64,336)	158,356,429
107 State Government Employees' Group Insurance Scheme	4,393,647,002	825,760,709	301,836,844	4,917,570,867
Total-8011	4,629,499,824	828,061,841	302,062,522	5,155,499,143
<b>Total-(c)-Other Accounts</b>	4,629,508,994	828,061,841	302,062,522	5,155,508,313
<b>Total-I-Small Savings, Provident Funds,etc.</b>	25,354,823,576	8,278,245,456	4,895,975,457	28,737,093,575
<b>Total-Debt and Other interest bearing obligations</b>	236,111,287,614	124,832,363,743	56,810,049,434	304,133,601,923

## STATEMENT NO.17-(contd.)

Description of loans	Balance on 1st April 2000	Additions during the year	Discharges during the year	Balance on 31st March 2001
1	2	3	4	5
	Rs.	Rs.	Rs.	Rs.
<b>E-PUBLIC DEBT-</b>				
<b>6003 Internal Debt of the State Govt.-</b>				
<b>101 Market Loans-</b>				
<b>(a) Market loans bearing Interest-</b>				
(1) 11 per cent Gujarat State Development Loan, 2002 raised in August 1987	679,291,000	-	-	679,291,000
(2) 11 1/2 per cent Gujarat State Development Loan,2008 raised in August 1988	924,300,000	-	-	924,300,000
(3) 11 1/2 per cent Gujarat State Development Loan,2009 raised in August 1989	995,700,000	-	-	995,700,000
(4) 11 1/2 per cent Gujarat State Development Loan,2010 raised in September 1990	843,000,000	-	-	843,000,000
(5) 12 per cent Gujarat State Development Loan,2011 raised in November 1991	611,200,000	-	-	611,200,000
(6) 13 per cent Gujarat State Development Loan,2017 raised in November 1993	1,315,800,000	-	-	1,315,800,000
(7) 13 1/2 per cent Gujarat State Development Loan,2003	1,376,735,000	-	-	1,376,735,000
(8) 12 1/2 per cent Gujarat State Development Loan,2004	2,094,500,000	-	-	2,094,500,000
(9) 11 1/2 per cent Gujarat State Development Loan,2011	366,100,000	-	-	366,100,000
(10) 14 percent Gujarat State Development Loan,2005	2,560,000,000	-	-	2,560,000,000
(11) 13.85 percent Gujarat State Development Loan,2006	1,250,000,000	-	-	1,250,000,000
(12) 13 3/4 percent Gujarat State Development Loan 2007	1,566,091,000	-	-	1,566,091,000
(13) 12.30 percent Gujarat State Development Loan,2007	686,902,000	-	-	686,902,000
(14) 12.15 percent Gujarat State Development Loan,2007	2,750,000,000	-	-	2,750,000,000
(15) 12 1/2 percent Gujarat state Development Loan,2008	3,744,166,000	-	-	3,744,166,000
(16) 12.15 percent Gujarat state Development Loan,2008	2,100,000,000	-	-	2,100,000,000
(17) 11.85 percent Gujarat state Development Loan,2009	800,490,000	-	-	800,490,000
(18) 12.25 percent Gujarat state Development Loan,2009	5,000,000,000	-	-	5,000,000,000
(19) 11.85 percent Gujarat state Development Loan,2010	-	4,880,700,000	-	4,880,700,000
(20) 12.25 percent Gujarat state Development Loan,2010	-	711,938,000	-	711,938,000
<b>Total-(a)-Market Loans bearing interest</b>	<b>29,664,275,000</b>	<b>5,592,638,000</b>	<b>-</b>	<b>35,256,913,000</b>



## STATEMENT NO.17-(contd.)

Description of loans	Balance on 1st April 2000	Additions during the year	Discharges during the year	Balance on 31st March 2001
1	2	3	4	5
	Rs.	Rs.	Rs.	Rs.
<b>E-PUBLIC DEBT-(contd.)</b>				
<b>6003 Internal Debt of the State Government-(contd.)</b>				
<b>101 Market Loans-(contd.)</b>				
<b>(b) Market Loans not bearing interest-</b>				
(1) 5 3/4 per cent Gujarat State Development Loan,1980	50,200	-	-	50,200
(2) 5 3/4 per cent Gujarat State Development Loan,1981	51,300	-	-	51,300
(3) 5 3/4 per cent Gujarat State Development Loan,1982	176,000	-	-	176,000
(4) 5 3/4 per cent Gujarat State Development Loan,1983	95,300	-	-	95,300
(5) 5 3/4 per cent Gujarat State Development Loan,1984	2,989,300	-	-	2,989,300
(6) 6 per cent Gujarat State Development Loan,1984	1,059,300	-	-	1,059,300
(7) 5 3/4 per cent Gujarat State Development Loan,1973	452,900	-	-	452,900
(8) 6 per cent Gujarat State Development Loan,1985 raised in September 1975	2,748,200	-	-	2,748,200

## STATEMENT NO.17-(contd.)

Description of loans	Balance on 1st April 2000	Additions during the year	Discharges during the year	Balance on 31st March 2001
1	2	3	4	5
	Rs.	Rs.	Rs.	Rs.
<b>E-PUBLIC DEBT-(contd.)</b>				
<b>6003 Internal Debt of the</b>				
<b>State Government-(contd.)</b>				
<b>101 Market Loans-(concl.)</b>				
<b>(b) Market Loans not bearing</b>				
<b>interest-(concl.)</b>				
(9) 6 per cent Gujarat State Development Loan,1986 raised in August 1976	2,501,800	-	-	2,501,800
(10) 6 per cent Gujarat State Development Loan,1987 raised in August 1977	6,776,600	-	-	6,776,600
(11) 6 1/4 per cent Gujarat State Development Loan,1988 raised in September 1978	2,540,400	-	-	2,540,400
(12) 6 1/2 per cent Gujarat State Development Loan,1989 raised in September 1979	3,877,800	-	-	3,877,800
(13) 6 3/4 per cent Gujarat State Development Loan,1992 raised in September 1980	3,406,500	-	-	3,406,500
(14) 7 per cent Gujarat State Development Loan,1993 raised in September 1981	3,625,100	-	-	3,625,100
(15) 7 1/2 percent Gujarat State Development Loan,1997 raised in July 1982	15,070,600	-	-	15,070,600
(16) 9 3/4 percent Gujarat State Development Loan,1998 raised in September 1985	28,381,000	-	103,000	28,278,000
(17) 9 percent Gujarat State Development Loan,1999 raised in September 1984	16,749,700	-	171,300	16,578,400
(18) 8 3/4 percent Gujarat State Development Loan,2000 raised in August 1983	372,333,700	-	366,444,600	5,889,100
(19) 11 percent Gujarat State Development Loan,2001 raised in August 1986	572,000,000	-	-	572,000,000
<b>Total-(b)-Market Loans not bearing interest</b>	<b>1,034,885,700</b>	<b>-</b>	<b>366,718,900</b>	<b>668,166,800</b>
<b>Total-101</b>	<b>30,699,160,700</b>	<b>5,592,638,000</b>	<b>366,718,900</b>	<b>35,925,079,800</b>

## STATEMENT NO.17-(contd.)

Description of loans	Balance on 1st April 2000	Additions during the year	Discharges during the year	Balance on 31st March 2001
1	2	3	4	5
	Rs.	Rs.	Rs.	Rs.
<b>E-PUBLIC DEBT-(contd.)</b>				
<b>6003 Internal Debt of the State Government-(contd.)</b>				
103 Loans from Life Insurance Corporation of India	1,852,942,230	518,300,000	108,736,963	2,262,505,267
104 Loans from General Insurance Corporation of India	141,587,379	50,992,517	16,664,667	175,915,229
105 Loans from National Bank for Agricultural and Rural Development	176,592,100	-	160,423,600	16,168,500
106 Compensations and Other Bonds	8,985,599	-	42,622	8,942,977
107 Loans from the State Bank of India and Other Banks	1,487,958	-	-	1,487,958
108 Loans from National Co-operative Development Corporation	622,752,142	148,810,100	145,594,500	625,967,742
<b>109 Loans from Other Institutions-</b>				
Loans from the Indian Council of Agricultural Research	-	-	-	-
Loans from Oriental Fire and General Insurance Company	1,920,000	-	320,000	1,600,000
Loans from New India Assurance Corporation	33,653,334	-	4,253,333	29,400,001
Loans from National Dairy Development Board	-	-	-	-
Loans from Housing Development Financial Corporation	212,092,247	-	8,766,288	203,325,959
Loans from HUDCO	615,214,599	2,558,894,870	47,922,000	3,126,187,469
Loans from NABARD Debt Relief Scheme	3,574,411,400	2,116,051,800	495,990,000	5,194,473,200
Total-109	4,437,291,580	4,674,946,670	557,251,621	8,554,986,629

## STATEMENT NO.17-(contd.)

Description of loans	Balance on 1st April 2000 2	Additions during the year 3	Discharges during the year 4	Balance on 31st March 2001 5
	Rs.	Rs.	Rs.	Rs.
<b>E-PUBLIC DEBT-(contd.)</b>				
<b>6003 Internal Debt of the State Government-(contd.)</b>				
110 Ways and Means Advances from the Reserve Bank of India	2,270,500,000	13,715,700,000	7,097,300,000	8,888,900,000
Overdrafts	-	32,599,000,000	32,599,000,000	-
111 Special Securities issued to National Small Saving Fund of the Central Government	-	60,230,200,000	-	60,230,200,000
Total-6003	40,211,299,688	117,530,587,287	41,051,732,873	116,690,154,102
<b>6004 Loans and Advances from the Central Government-</b>				
<b>01 Non-Plan Loans-</b>				
101 Loans to cover gap in resources	43,908,900	-	3,411,350	40,497,550
102 Share of Small Savings Collections	117,339,434,998	(21,205,400,000)	2,550,755,000	93,583,279,998
201 House Building Advances	20,077,897	7,000,000	3,760,845	23,317,052
800 Other Loans-				
General-				
Education-				
Scholarships-				
National Loan Scholarship Scheme	3,860,000	-	-	3,860,000
Other Educational Loans	754,000	-	-	754,000
Police-				
Loans for Modernisation of police force	43,343,295	28,515,000	3,428,714	68,429,581
Total-01	117,451,379,090	(21,169,885,000)	2,561,355,909	93,720,138,181
<b>02 Loans for State/Union Territory Plan Schemes-</b>				
101 Block Loans	46,562,927,158	14,650,618,000	1,879,903,320	59,333,641,838
104 (1984-89) State Plan Loan consolidated in term of Recommendations of 9th Finance Commission	2,227,000,604	-	429,633,000	1,797,367,604
Total-02	48,789,927,762	14,650,618,000	2,309,536,320	61,131,009,442

## STATEMENT NO.17-(contd.)

Description of loans	Balance on 1st April 2000	Additions during the year	Discharges during the year	Balance on 31st March 2001
1	2	3	4	5
	Rs.	Rs.	Rs.	Rs.
<b>E-PUBLIC DEBT-(contd.)</b>				
<b>6004 Loans and Advances from the Central Government-(contd.)</b>				
<b>03 Loans for Central Plan Schemes-</b>				
<b>800 Other Loans-</b>				
<b>Social Security and Welfare- Relief and Rehabilitation of Displaced Persons-</b>				
Relief and Rehabilitation of persons affected by Indo-Pak Hostilities/ Conflicts,1971	91,910	-	-	91,910
<b>Other Social Security and Welfare Programmes-</b>				
Loans for Special Scheme for Scheduled Castes/Scheduled Tribes	-	-	-	-
<b>Minor Irrigation-</b>				
Loans under the accelerated Irrigation Benefit Programme	691,645,630	-	18,693,120	672,952,510
<b>Land Reforms-</b>				
Other loans	4,666	-	-	4,666
<b>Area Development Programmes-</b>				
Command Area Development	12,598,302	-	4,501,242	8,097,060
<b>Shipping-</b>				
Mechanisation/Construction of sailing vessels	-	-	-	-
<b>Co-operation-</b>				
Loans to Credit Co-operatives	(47,768)	-	1,266,667	(1,314,435)
<b>Total-03</b>	<b>704,292,740</b>	<b>-</b>	<b>24,461,029</b>	<b>679,831,711</b>

## STATEMENT NO.17-(contd.)

Description of loans 1	Balance on 1st April 2000 2	Additions during the year 3	Discharges during the year 4	Balance on 31st March 2001 5
	Rs.	Rs.	Rs.	Rs.
<b>E-PUBLIC DEBT-(contd.)</b>				
<b>6004 Loans and Advances from the Central Government-(contd.)</b>				
<b>04 Loans for Centrally Sponsored Plan Schemes-</b>				
<b>800 Other Loans-</b>				
<b>Integrated Urban Development of Small and Medium Towns-</b>				
Other loans	102,457,839	8,326,000	5,140,850	105,642,989
<b>Civil Supplies-</b>				
Loans for Construction of Godowns by Civil Supplies Department	8,186,000	-	2,370,400	5,815,600
Consumers' Co-operatives in Urban Areas	27,238,116	-	2,522,559	24,715,557
Loans for Agriculture Credit Stabilisation Fund	4,692,021	-	91,666	4,600,355
<b>Soil and Water Conservation-</b>				
Loans for National/Water shed Development Programme for Agriculture Soil Conservation in water shed of river valley	228,576,045	25,000,000	10,111,950	243,464,095
Pilot Project for propagation of water conservation and harvesting technology	127,636,527	8,874,000	6,421,384	130,089,143
	25,076	-	8,361	16,715

## STATEMENT NO.17-(contd.)

Description of loans	Balance on 1st April 2000	Additions during the year	Discharges during the year	Balance on 31st March 2001
1	2	3	4	5
	Rs.	Rs.	Rs.	Rs.
<b>E-PUBLIC DEBT-(contd.)</b>				
<b>6004 Loans and Advances from the Central Government-(contd.)</b>				
<b>04 Loans for Centrally Sponsored Plan scheme-(concl.)</b>				
<b>800 Other Loans-(concl.)</b>				
<b>Village and Small Industries-</b>				
Small Scale Industries	813,029	-	228,120	584,909
Loans to Handloom Weavers for Purchase/Renovation of looms	2,979,057	598,000	325,740	3,251,317
Loans for Handloom Projects	289,098	-	105,150	183,948
<b>Roads and Bridges-</b>				
Roads of Inter-State Economic Importance	9,654,994	-	1,283,710	8,371,284
<b>Power-</b>				
Transmission and Distribution	9,599,999	-	800,000	8,799,999
Thermal Power Generation	2,352,238	-	566,670	1,785,568
Other loans Development of Minor Ports	1,195	-	-	1,195
Total-800-Other Loans	524,501,234	42,798,000	29,976,560	537,322,674
Total-04	524,501,234	42,798,000	29,976,560	537,322,674

## STATEMENT NO.17-(contd.)

Description of loans	Balance on 1st April 2000	Additions during the year	Discharges during the year	Balance on 31st March 2001
1	2	3	4	5
	Rs.	Rs.	Rs.	Rs.
<b>E-PUBLIC DEBT-(concl.)</b>				
<b>6004 Loans and Advances from the Central Government-(concl.)</b>				
<b>05 Loans for Special Plan Schemes-</b>				
102 Development of Border Areas	1,485,741	-	703,036	782,705
Total-05	1,485,741	-	703,036	782,705
<b>06 Ways and Means Advances-</b>				
800 Other Ways and Means Advances	-	5,500,000,000	5,500,000,000	-
Total-06	-	5,500,000,000	5,500,000,000	-
<b>07 Pre-1984-85 Loans-</b>				
101 Rehabilitation of Displaced Persons,Repatriates,etc.- Pre-1984-85-Loans written off	42,771	-	-	42,771
102 National Loan Scholarship Schemes	27,736,532	-	-	27,736,532
103 Loans to clear overdrafts advanced during 1982-83 to 1983-84	-	-	-	-
105 Small Savings Loans	1,923,766,816	-	306,132,250	1,617,634,566
106 Pre-1979-80 Consolidated Loans for Productive and Semi-Productive purposes- Loans for Semi-Productive purposes,repayable over 30 years from 1979-80	1,171,584,000	-	130,176,000	1,041,408,000
108 1979-84 Consolidated Loans	(50,487,643)	-	-	(50,487,643)
800 Other loans	935,307	-	-	935,307
Total-07	3,073,577,783	-	436,308,250	2,637,269,533
Total-6004	170,545,164,350	(976,469,000)	10,862,341,104	158,706,354,246
<b>Total-E-Public Debt</b>	<b>210,756,464,038</b>	<b>116,554,118,287</b>	<b>51,914,073,977</b>	<b>275,396,508,348</b>



## ANNEXURE TO STATEMENT NO.17(concl.d.)

(b) For the below mentioned Pre-1984-85 loans received from the Government of India, the difference between the balances as per Account figures and as intimated by Government of India as on 31st March 2001 are as follows:-

	As per the accounts	As intimated by Government of India	Difference (+)More in accounts (-)Less in accounts
	Rs.	Rs.	Rs.
(i) Rehabilitation Loans	42,771	-	(+)42,771
(ii) National Loans Scholarship Scheme	27,736,532	31,620,393	(-)3,883,861
(iii) Small Savings Loans	-	-	-
(iv) Others	935,307	-	(+)935,307
<b>Total</b>	<b>28,714,610</b>	<b>31,620,393</b>	<b>(-)2,905,783</b>
Total Outstanding Central Loans to State as on 31st March 2001	28,714,610	31,620,393	(-)2,905,783

(1) The Ministry has not mentioned the balance of 1984-85 Loans. The matter has been taken up with Ministry.

(2) The Ministry has not bifurcated the loans into Pre-1984-85 and Post 1985 period. The balance includes loans advanced upto 1990-91. For difference in the balance, correspondence has been made with the Ministry.

## STATEMENT NO. 18 - DETAILED STATEMENT OF LOANS

Head of Account	Balance on 1st April 2000
1	2
Rs.	
<b>F-LOANS AND ADVANCES-</b>	
(a) <b>Loans for General Services-</b>	
6075 <b>Loans for Miscellaneous General Services</b>	
800 Other loans	90,000,000
Total-(a)Loans for General Services	90,000,000
(b) <b>Loans for Social Services-</b>	
(i) <b>Education, Sports, Art and Culture-</b>	
6202 <b>Loans for Education, Sports, Art and culture-</b>	
01 <b>General Education-</b>	
201 Elementary Education	90,342,946
202 Secondary Education	339,799
203 University and Higher Education	29,325,733
600 General	1,149,759
796 Tribal Areas Sub-Plan	83,992,563
800 Other loans	(611)
Total-01	205,150,189
02 <b>Technical Education-</b>	
103 Technical Schools	14,580
Total-02	14,580
04 <b>Art and Culture-</b>	
800 Other loans for Art and Culture	55,400
Total-04	55,400
Total	205,220,169
<b>Total-(i)-Education, Sports, Art and Culture</b>	205,220,169

## AND ADVANCES MADE BY GOVERNMENT

Advanced during the year	Total	Recovered during the year	Balance on 31st March 2001	Interest received and credited to revenue
3	4	5	6	7
Rs.	Rs.	Rs.	Rs.	Rs.
150,000,000	240,000,000	-	240,000,000	-
150,000,000	240,000,000	-	240,000,000	-
-	90,342,946	23	90,342,923	-
-	339,799	-	339,799	-
15,775	29,341,508	190,158	29,151,350	-
-	1,149,759	-	1,149,759	-
-	83,992,563	-	83,992,563	-
-	(611)	-	(611) (*)	-
15,775	205,165,964	190,181	204,975,783	-
-	14,580	-	14,580	-
-	14,580	-	14,580	-
-	55,400	-	55,400	-
-	55,400	-	55,400	-
15,775	205,235,944	190,181	205,045,763	3,793
15,775	205,235,944	190,181	205,045,763	3,793

(\*) Minus balance is under investigation.

## STATEMENT NO. 18 - (contd.)

Head of Account	Balance on 1st April 2000
1	2
	Rs.
<b>F-LOANS AND ADVANCES-(contd.)</b>	
<b>(b) Loans for Social Services-(contd.)</b>	
<b>6212</b>	<b>Loans for Nutrition Health and family Welfare</b>
	-
	Total-
	-
	(iii) Water Supply, Sanitation, Housing and Urban Development-
<b>6215</b>	<b>Loans for Water Supply and Sanitation-</b>
	<b>01 Water Supply-</b>
	101 Urban Water Supply Programmes
	19,061,579
	190 Loans to Public Sector and Other Undertakings
	-
	191 Loans to Local bodies, Municipalities, etc.
	1,443,068,727
	796 Tribal Areas Sub-Plan
	7,163,200
	800 Other loans
	721,513,372
	Total-01
	2,190,806,878
	<b>02 Sewerage and Sanitation-</b>
	191 Loans to local bodies, Municipalities, etc.
	894,871
	Total-02
	894,871
	Total
	2,191,701,749

Advanced during the year	Total	Recovered during the year	Balance on 31st March 2001	Interest received and credited to revenue
3	4	5	6	7
Rs.	Rs.	Rs.	Rs.	Rs.
-	-	-	-	-
-	-	-	-	-
-	19,061,579	-	19,061,579	-
150,000,000	150,000,000	-	150,000,000	-
2,500,000	1,445,568,727	3,724,903	1,441,843,824	-
-	7,163,200	-	7,163,200	-
-	721,513,372	-	721,513,372	-
152,500,000	2,343,306,878	3,724,903	2,339,581,975	-
-	894,871	-	894,871	-
-	894,871	-	894,871	-
152,500,000	2,344,201,749	3,724,903	2,340,476,846	-

Head of Account	Balance on 1st April 2000	
1	2	
	Rs.	
<b>F-LOANS AND ADVANCES-(contd.)</b>		
<b>(b) Loans for Social Services-(contd.)</b>		
<b>(iii) Water Supply, Sanitation, Housing and Urban Development-(concl.)</b>		
<b>6216</b>	<b>Loans for Housing-</b>	
	<b>02 Urban Housing-</b>	
	190 Loans to Public Sector and Other Undertakings	385,601,946
	201 Loans to Housing Boards	1,504,828,351
	796 Tribal Area Sub-plan	75,040,000
	800 Other loans	(25,329,999)
	Total-02	1,940,140,298
	<b>03 Rural Housing-</b>	
	195 Loans to Housing Co-operatives	31,973,060
	201 Loans to Housing Boards	486,000,817
	796 Tribal Areas Sub-Plan	1,677,624
	800 Other loans	35,500,199
	Total-03	555,359,700
	<b>80 General-</b>	
	195 Loans to Housing Co-operatives	1,317,983
	796 Tribal Area Sub-Plan	60,228
	800 Other loans	19,226,768
	Total-80	20,604,979
	Total	2,516,104,977
<b>6217</b>	<b>Loans for Urban Development-</b>	
	<b>03 Integrated Development of Small and Medium Towns-</b>	
	191 Loans to Local Bodies, Corporation etc.	17,090,695
	Total-03	17,090,695
	<b>60 Other Urban Development Schemes-</b>	
	191 Loans to local Bodies, Corporation etc.	860,371,617
	800 Other loans	547,112,395
	Total-60	1,407,484,012
	Total	1,424,574,707
	<b>Total-(iii)- Water Supply, Sanitation, Housing and Urban Development</b>	6,132,381,433

Advanced during the year	Total	Recovered during the year	Balance on 31st March 2001	Interest received and credited to revenue
3	4	5	6	7
Rs.	Rs.	Rs.	Rs.	Rs.
-	385,601,946	-	385,601,946	
-	1,504,828,351	28,824,296	1,476,004,055	
-	75,040,000	-	75,040,000	
-	(25,329,999)	50,149	(25,380,148) (*)	
-	1,940,140,298	28,874,445	1,911,265,853	
672,000	32,645,060	655,570	31,989,490	
113,086,000	599,294,817	5,661,756	593,633,061	
-	1,677,624	10,607	1,667,017	
-	35,500,199	7,250,798	28,249,401	
113,758,000	669,117,700	13,578,731	655,538,969	
-	1,317,983	-	1,317,983	
-	60,228	-	60,228	
-	19,226,768	-	19,226,768	
-	20,604,979	-	20,604,979	
113,758,000	2,629,862,977	42,453,176	2,587,409,801	13,117
-	17,090,695	5,289,431	11,801,264	
-	17,090,695	5,289,431	11,801,264	
241,776,000	860,371,617	35,075,339	825,296,278	
	788,888,395	15,666,121	773,222,274	
241,776,000	1,649,260,012	50,741,460	1,598,518,552	
241,776,000	1,666,350,707	56,030,891	1,610,319,816	4,406,596
508,034,000	6,640,415,433	102,208,970	6,538,206,463	4,419,713

(\*) Minus balance is under investigation.

## STATEMENT NO. 18 - (contd.)

Head of Account		Balance on 1st April 2000
1		2
		Rs.
<b>F-LOANS AND ADVANCES-(contd.)</b>		
<b>(b) Loans for Social Services-(contd.)</b>		
<b>(iv) Welfare of Scheduled Castes, Scheduled Tribes and Other Backward Classes-</b>		
6225	<b>Loans for Welfare of Scheduled Castes, Scheduled Tribes and Other Backward Classes-</b>	
	<b>01 Welfare of Scheduled Castes-</b>	20,068,828
	193 Loans to Voluntary Organisations	1,476,000
	277 Education	79,765,880
	800 Other loans	
	<b>Total-01</b>	<b>101,310,708</b>
	<b>02 Welfare of Scheduled Tribes-</b>	54,376,167
	796 Tribal Areas Sub-Plan	13,785,540
	800 Other loans	
	<b>Total-02</b>	<b>68,161,707</b>
	<b>03 Welfare of Backward Classes-</b>	6,040,000
	190 Loans to Public Sector and Other Undertaking	197,900
	277 Education	74,544,268
	800 Other loans	
	<b>Total-03</b>	<b>80,782,168</b>
	<b>Total</b>	<b>250,254,583</b>
	<b>Total-(iv)-Welfare of Scheduled Castes, Scheduled Tribes and Other Backward Classes</b>	<b>250,254,583</b>
6235	<b>(v) Social Welfare and Nutrition-Loans for Social Security and Welfare-</b>	
	<b>01 Rehabilitation-</b>	(60,094)
	140 Rehabilitation of repatriates from Other countries	766,357
	195 Loans to Co-operatives	27,037,452
	200 Other Relief Measures	13,377,181
	202 Other Rehabilitation Schemes	16,921
	800 Other loans	
	<b>Total-01</b>	<b>41,137,817</b>



Advanced during the year	Total	Recovered during the year	Balance on 31st March 2001	Interest received and credited to revenue
3	4	5	6	7
Rs.	Rs.	Rs.	Rs.	Rs.
1,218,000	21,286,828	161,680	21,125,148	
3,000,000	4,476,000	18,000	4,458,000	
4,854,564	84,620,444	979,690	83,640,754	
9,072,564	110,383,272	1,159,370	109,223,902	
299,000	54,675,167	168,060	54,507,107	
134,000	13,919,540	233,217	13,686,323	
433,000	68,594,707	401,277	68,193,430	
-	6,040,000	-	6,040,000	
-	197,900	-	197,900	
561,000	75,105,268	889,046	74,216,222	
561,000	81,343,168	889,046	80,454,122	
10,066,564	260,321,147	2,449,693	257,871,454	11,148
10,066,564	260,321,147	2,449,693	257,871,454	11,148
-	(60,094)	-	(60,094) (*)	
-	766,357	-	766,357	
-	27,037,452	1,500	27,035,952	
-	13,377,181	-	13,377,181	
-	16,921	-	16,921	
-	41,137,817	1,500	41,136,317	

(\*) Minus balance is under investigation

## STATEMENT NO. 18 - (contd.)

Head of Account		Balance on 1st April 2000
1		2
		Rs.
<b>F-LOANS AND ADVANCES-(contd.)</b>		
<b>(b) Loans for Social Services-(concl.)</b>		
<b>(v) Social Welfare and Nutrition-(concl.)</b>		
6235	<b>Loans for Social Security and Welfare-(concl.)</b>	
	02 Social Welfare-	94,477
	800 Other loans	
	<b>Total-02</b>	<b>94,477</b>
	<b>60 Other Social Security and Welfare Programmes-</b>	
	195 Loans to Co-operatives	55,000
	800 Other loans	114,036,729
	<b>Total-60</b>	<b>114,091,729</b>
	<b>Total</b>	<b>155,324,023</b>
6245	<b>Loans for Relief on account of Natural Calamities-</b>	
	01 Drought-	394,903,098
	800 Other loans	
	<b>Total-01</b>	<b>394,903,098</b>
	02 Floods, Cyclones-	144,988,248
	800 Other loans	
	<b>Total-02</b>	<b>144,988,248</b>
	<b>Total</b>	<b>539,891,346</b>
	<b>Total-(v)-Social Welfare and Nutrition</b>	<b>695,215,369</b>
6250	<b>(vi) Others-</b>	
	<b>Loans for Other Social Services-</b>	
	60 Others-	(1,089,883)
	201 Labour	171
	796 Tribal Areas Sub-Plan	(1,543,590)
	800 Other loans	
	<b>Total</b>	<b>(2,633,302)</b>
	<b>Total-(vi)-Others</b>	<b>(2,633,302)</b>
	<b>Total-(b)-Loans for Social Services</b>	<b>7,280,438,252</b>

Advanced during the year	Total	Recovered during the year	Balance on 31st March 2001	Interest received and credited to revenue
3	4	5	6	7
Rs.	Rs.	Rs.	Rs.	Rs.
-	94,477	-	94,477	
-	94,477	-	94,477	
-	55,000	-	55,000	
3,000	114,039,729	626,638	113,413,091	
3,000	114,094,729	626,638	113,468,091	
3,000	155,327,023	628,138	154,698,885	83,002
-	394,903,098	3,288,078	391,615,020	
-	394,903,098	3,288,078	391,615,020	
-	144,988,248	446,829	144,541,419	
-	144,988,248	446,829	144,541,419	
-	539,891,346	3,734,907	536,156,439	7,320
3,000	695,218,369	4,363,045	690,855,324	90,322
-	(1,089,883)	3,030	(1,092,913) (*)	
-	171	-	171	
396	(1,543,194)	(4,861,329)	3,318,135	
396	(2,632,906)	(4,858,299)	2,225,393	2,710,411
396	(2,632,906)	(4,858,299)	2,225,393	2,710,411
518,119,735	7,798,557,987	104,353,590	7,694,204,397	7,235,387

(\*) Minus balance is under investigation

## STATEMENT NO. 18 - (contd.)

Head of Account		Balance on 1st April 2000
1		2
<b>F-LOANS AND ADVANCES-(contd.)</b>		Rs.
<b>(c) Loans for Economics Services-</b>		
<b>(i) Agriculture and Allied Activities-</b>		
<b>6401</b>	<b>Loans for Crop Husbandry-</b>	
	103 Seeds	130,177,485
	105 Manures and Fertilisers	301,329,850
	109 Commercial Crops	29,963
	110 Schemes for Small and marginal Farmers and Agricultural Labourers	1,070,366
	113 Agricultural Engineering	32,890,747
	119 Horticulture, and Vegetable Crops	238,548
	195 Loans to Farming Co-operatives	(3,146,812)
	796 Tribal Areas Sub-Plan	986,866
	800 Other loans	11,245,179
	<b>Total</b>	<b>474,822,192</b>
<b>6402</b>	<b>Loans for Soil and Water Conservation-</b>	
	102 Soil Conservation	271,674,387
	203 Land Reclamation and Development	21,305,901
	796 Tribal Areas Sub-Plan	62,877,578
	800 Other loans	(17,666)
	<b>Total</b>	<b>355,840,200</b>
<b>6403</b>	<b>Loans for Animal Husbandry-</b>	
	102 Cattle and Buffalo Development	875,724
	103 Poultry Development	49,737
	796 Tribal Areas Sub-Plan	12,667
	<b>Total</b>	<b>938,128</b>

	Advanced during the year	Total	Recovered during the year	Balance on 31st March 2001	Interest received and credited to revenue
	3	4	5	6	7
	Rs.	Rs.	Rs.	Rs.	Rs.
	20,000,000	150,177,485	-	150,177,485	
	-	301,329,850	-	301,329,850	
	-	29,963	-	29,963	
	-	1,070,366	-	1,070,366	
	-	32,890,747	-	32,890,747	
	-	238,548	-	238,548	
	-	(3,146,812)	21,372	(3,168,184) (*)	
	-	986,866	45,000	941,866	
	6,400,000	17,645,179	487,427	17,157,752	
	26,400,000	501,222,192	553,799	500,668,393	3,668
	12,692,000	284,366,387	3,503	284,362,884	
	-	21,305,901	-	21,305,901	
	-	62,877,578	-	62,877,578	
	-	(17,666)	-	(17,666) (*)	
	12,692,000	368,532,200	3,503	368,528,697	
	-	875,724	-	875,724	
	-	49,737	-	49,737	
	-	12,667	-	12,667	
	-	938,128	-	938,128	

(\*) Minus balance is under investigation.

## STATEMENT NO. 18 - (contd.)

Head of Account		Balance on 1st April 2000
1		2
<b>F-LOANS AND ADVANCES-(contd.)</b>		Rs.
	(c) Loans for Economic Services-(contd.)	
	(i) Agriculture and Allied Activities-(contd.)	
<b>6404</b>	<b>Loans for Dairy Development-</b>	
	190 Loans to Public Sector and Other Undertakings	360,000,000
	195 Loans to Dairy Co-operatives	227,069
	800 Other loans	507,205
	Total	360,734,274
<b>6405</b>	<b>Loans for Fisheries-</b>	
	106 Mechanisation of fishing crafts	7,884,938
	190 Loans to Public Sector and Other Undertakings	179,762,030
	195 Loans to Fishermen's Co-operatives	32,657,030
	796 Tribal Area Sub-plan	-
	800 Other loans	(156,433)
	Total	220,147,565
<b>6406</b>	<b>Loans for Forestry and Wild Life-</b>	
	101 Forest Conservation, Development and Regeneration	5,974,260
	104 Forestry	2,160,347
	796 Tribal Area Sub-Plan	75,993
	Total	8,210,600
<b>6408</b>	<b>Loans for Food Storage and Warehousing-</b>	
	<b>01 Food-</b>	
	101 Procurement and Supply	69,953
	195 Loans for Processing Co-operatives	(118,219)
	Total-01	(48,266)

Advanced during the year	Total	Recovered during the year	Balance on 31st March 2001	Interest received and credited to revenue
3	4	5	6	7
Rs.	Rs.	Rs.	Rs.	Rs.
78,023,000	438,023,000	-	438,023,000	
-	227,069	-	227,069	
-	507,205	-	507,205	
78,023,000	438,757,274	-	438,757,274	
-	7,884,938	177,164	7,707,774	
4,078,400	183,840,430	2,455,743	181,384,687	
-	32,657,030	-	32,657,030	
-	-	4,372,000	(4,372,000) (*)	
-	(156,433)	33,720	(190,153) (*)	
4,078,400	224,225,965	7,038,627	217,187,338	
-	5,974,260	-	5,974,260	
-	2,160,347	-	2,160,347	
-	75,993	2,500	73,493	
-	8,210,600	2,500	8,208,100	
-	69,953	-	69,953	
-	(118,219)	-	(118,219) (*)	
-	(48,266)	-	(48,266)	

(\*) Minus balance is under investigation.

## STATEMENT NO. 18 - (contd.)

Head of Account		Balance on 1st April 2000
1		2
		Rs.
<b>F-LOANS AND ADVANCES-(contd.)</b>		
<b>(c) Loans for Economic Services-(contd.)</b>		
<b>(i) Agriculture and Allied Activities-(concl.)</b>		
<b>6408</b>	<b>Loans for Food Storage and Warehousing-(concl.)</b>	
	<b>02 Storage and Warehousing-</b>	
	190 Loans to Public Sector and Other Undertakings	20,955,666
	195 Loans to Co-operatives	15,330,553
	796 Tribal Area Sub-Plan	28,842,154
	800 Other loans	396,851
	Total-02	65,525,224
	Total	65,476,958
<b>6425</b>	<b>Loans for Co-operation-</b>	
	107 Loans to Credit Co-operatives	369,914,879
	108 Loans to Other Co-operatives	422,483,790
	796 Tribal Area Sub-Plan	350,620,931
	Total	1,143,019,600
<b>6435</b>	<b>Loans for Agricultural Programmes-</b>	
	<b>01 Marketing and Quality Control-</b>	
	101 Marketing Facilities	1,891,372
	195 Loans to Co-operatives	27,100,385
	796 Tribal Areas Sub-Plan	181,488
	Total-01	29,173,245
	Total	29,173,245
	<b>Total-(i)Agriculture and Allied Activities</b>	<b>2,658,362,762</b>



Advanced during the year	Total	Recovered during the year	Balance on 31st March 2001	Interest received and credited to revenue
3	4	5	6	7
Rs.	Rs.	Rs.	Rs.	Rs.
(a)	20,955,666	3,574,400	17,381,266	
3,300,000	18,630,553	1,018,730	17,611,823	
1,630,000	30,472,154	1,661,950	28,810,204	
-	396,851	-	396,851	
4,930,000	70,455,224	6,255,080	64,200,144	
4,930,000	70,406,958	6,255,080	64,151,878	92,267
(b)				
35,026,700	404,941,579	147,528,746	257,412,833	
(c)				
132,296,250	554,780,040	45,592,331	509,187,709	
21,098,000	371,718,931	1,931,914	369,787,017	
188,420,950	1,331,440,550	195,052,991	1,136,387,559	347,146
-	1,891,372	35,000	1,856,372	
-	27,100,385	-	27,100,385	
-	181,488	-	181,488	
-	29,173,245	35,000	29,138,245	
-	29,173,245	35,000	29,138,245	
314,544,350	2,972,907,112	208,941,500	2,763,965,612	443,081

(a) Excludes Rs.300,000,000 spent out of an advance from the Contingency Fund during 2000-2001 but not recouped to the fund till the close of the year.

(b) Includes Rs.11,500,000 spent out of an advance from the Contingency Fund during 1999-2000 and recouped to the fund during the year 2000-2001.


(c) Includes Rs.3,910,000 spent out of an advance from the Contingency Fund during 1999-2000 and recouped to the fund during the year 2000-2001.


## STATEMENT NO. 18 - (contd.)

Head of Account		Balance on 1st April 2000
1		2
		Rs.
<b>F-LOANS AND ADVANCES-(contd.)</b>		
<b>(c) Loans for Economic Services-(contd.)</b>		
<b>(ii) Rural Development-</b>		
<b>6506</b>	<b>Loans for Land Refurms-</b>	
	800 Other loans	(6,500)
		(6,500)
<b>6515</b>	<b>Loans for Other Rural Development Programmes-</b>	
	102 Community Development	22,611,308
	103 Rural Works Programmes	1,243,718
	<b>Total</b>	<b>23,855,026</b>
	<b>Total-(ii)-Rural Development</b>	<b>23,848,526</b>
<b>(iii) Special Areas Programmes-</b>		
<b>6575</b>	<b>Loans for Other Special Areas Programmes-</b>	
	<b>01 Dangs District-</b>	
	800 Other loans	19,499
	<b>Total-01</b>	<b>19,499</b>
	<b>Total</b>	<b>19,499</b>
	<b>Total-(iii)-Special Areas Programmes</b>	<b>19,499</b>

Advanced during the year	Total	Recovered during the year	Balance on 31st March 2001	Interest received and credited to revenue
3	4	5	6	7
Rs.	Rs.	Rs.	Rs.	Rs.
-	(6,500)	2,000	(8,500) (*)	-
-	(6,500)	2,000	(8,500)	-
-	22,611,308	2,371	22,608,937	-
-	1,243,718	-	1,243,718	-
-	23,855,026	2,371	23,852,655	-
-	23,848,526	4,371	23,844,155	-
-	19,499	-	19,499	-
-	19,499	-	19,499	-
-	19,499	-	19,499	-
-	19,499	-	19,499	-

(\*)Minus balance is under investigation






## STATEMENT NO. 18 - (contd.)

Head of Account		Balance on 1st April 2000
1		2
<b>F-LOANS AND ADVANCES-(contd.)</b>		Rs.
<b>(c) Loans for Economic Services-(contd.)</b>		
<b>(vi) Industry and Minerals-</b>		
<b>6851</b>	<b>Loans for Village and Small Industries-</b>	
	102 Small Scale Industries	36,388,093
	103 Handloom Industries	40,450,632
	104 Handicraft Industries	12,407,813
	105 Khadi and Village Industries	39,634,067
	107 Sericulture Industries	53,910
	108 Powerloom Industries	585,375
	195 Loans to Industrial Co-operatives	35,639,810
	200 Other Village Industries	1,275,076
	796 Tribal Area Sub-Plan	74,730,114
	<b>Total</b>	<b>241,164,890</b>

Advanced during the year	Total	Recovered during the year	Balance on 31st March 2001	Interest received and credited to revenue
3	4	5	6	7
Rs.	Rs.	Rs.	Rs.	Rs.
3,000,000	39,388,093	387,523	39,000,570	
7,707,000	48,157,632	5,707,200	42,450,432	
2,000,000	14,407,813	1,000,000	13,407,813	
5,000,000	44,634,067	5,158,240	39,475,827	
-	53,910	-	53,910	
-	585,375	-	585,375	
6,668,185	42,307,995	1,829,835	40,478,160	
-	1,275,076	-	1,275,076	
2,473,425	77,203,539	-	77,203,539	
26,848,610	268,013,500	14,082,798	253,930,702	6,117







## STATEMENT NO. 18 - (contd.)

Head of Account		Balance on 1st April 2000
1		2
		Rs.
<b>F-LOANS AND ADVANCES-(contd.)</b>		
(c) Loans for Economic Services-(contd.)		
(vi) Industry and Minerals-(concl.)		
6860	<b>Loans for Consumer Industries-</b>	
	<b>01 Textiles-</b>	616,000
	101 Loans to Co-operative Spinning Mills	
	190 Loans to Public Sector and other Undertakings	3,526,784,741
	800 Other loans	26,542,844
	Total-01	3,553,943,585
	<b>04 Sugar-</b>	33,460,276
	101 Loans to Co-operative Sugar Mills	11,271,209
	796 Tribal Area Sub-Plan	
	Total-04	44,731,485
	Total	3,598,675,070
6885	<b>Other loans to Industries and Minerals-</b>	
	<b>01 Loans to Industrial Financial Institutions-</b>	
	190 Loans to Public Sector and Other Undertakings	621,744,224
	796 Tribal Area Sub-Plan	268,615,615
	800 Other loans	51,375,216
	Total-01	941,735,055
	<b>02 Development of Backward Areas-</b>	
	190 Loans to Public Sector and other Undertakings	1,500,000
	Total-02	1,500,000
	<b>60 Others-</b>	310,364,326
	800 Other loans	
	Total-60	310,364,326
	Total	1,253,599,381
	<b>Total (vi) Industry and Minerals</b>	5,433,333,341

Advanced during the year	Total	Recovered during the year	Balance on 31st March 2001	Interest received and credited to revenue
3	4	5	6	7
Rs.	Rs.	Rs.	Rs.	Rs.
-	616,000	-	616,000	
-	3,526,784,741	-	3,526,784,741	
-	26,542,844	-	26,542,844	
-	3,553,943,585	-	3,553,943,585	
-	33,460,276	-	33,460,276	
2,500,000	13,771,209	1,003,556	12,767,653	
2,500,000	47,231,485	1,003,556	46,227,929	
2,500,000	3,601,175,070	1,003,556	3,600,171,514	
200,000,000	821,744,224	6,757,362	814,986,862	
-	268,615,615	-	268,615,615	
-	51,375,216	-	51,375,216	
200,000,000	1,141,735,055	6,757,362	1,134,977,693	
-	1,500,000	-	1,500,000	
-	1,500,000	-	1,500,000	
-	310,364,326	-	310,364,326	
-	310,364,326	-	310,364,326	
200,000,000	1,453,599,381	6,757,362	1,446,842,019	
229,348,610	5,662,681,951	21,843,716	5,640,838,235	6,117

## STATEMENT NO. 18 - (contd.)

Head of Account		Balance on 1st April 2000
1		2
<b>F-LOANS AND ADVANCES-(contd.)</b>		
<b>(c) Loans for Economic Services-(contd.)</b>		
<b>(vii) Transport-</b>		
<b>7051</b>	<b>Loans for Ports and Light Houses-</b>	
	<b>01 Major Ports-</b>	
	800 Other loans	518,884,273
	Total-01	518,884,273
	<b>02 Minor Ports-</b>	
	190 Loans to Public Sector and Other Undertakings	11,660,906
	Total-02	11,660,906
	<b>60 Others-</b>	
	190 Loans to Public Sector and Other Undertakings	157,690,861
	Total-60	157,690,861
	Total	688,236,040
<b>7052</b>	<b>Loans for Shipping-</b>	
	<b>60 Others-</b>	
	190 Loans to Public Sector and Other Undertakings	94,101,055
	Total-60	94,101,055
	Total	94,101,055
<b>7055</b>	<b>Loans for Road Transport-</b>	
	190 Loans to Public Sector and Other Undertakings	1,988
	Total	1,988
<b>7075</b>	<b>Loans for Other Transport Services-</b>	
	<b>01 Roads and Bridges-</b>	
	800 Other loans	2,395,609
	Total	2,395,609
	<b>Total-(vii)-Transport</b>	<b>784,734,692</b>

Advanced during the year	Total	Recovered during the year	Balance on 31st March 2001	Interest received and credited to revenue
3	4	5	6	7
702,362,000	1,221,246,273	-	1,221,246,273	
702,362,000	1,221,246,273	-	1,221,246,273	
-	11,660,906	-	11,660,906	
-	11,660,906	-	11,660,906	
-	157,690,861	1,082,535	156,608,326	
-	157,690,861	1,082,535	156,608,326	
702,362,000	1,390,598,040	1,082,535	1,389,515,505	
-	94,101,055	-	94,101,055	
-	94,101,055	-	94,101,055	
-	94,101,055	-	94,101,055	
-	1,988	-	1,988	
-	1,988	-	1,988	
-	2,395,609	-	2,395,609	
-	2,395,609	-	2,395,609	
702,362,000	1,487,096,692	1,082,535	1,486,014,157	

## STATEMENT NO. 18 - (contd.)

Head of Account		Balance on 1st April 2000
1		2
		Rs.
<b>F-LOANS AND ADVANCES-(contd.)</b>		
(c) Loans for Economic Services-(concl.)		
(viii) General Economic Services-		
7452	<b>Loans for Tourism-</b>	
	<b>01 Tourist Infrastructure-</b>	
	190 Loans to Public Sector and Other Undertakings	15,590,000
	Total-01	15,590,000
	<b>60 Others-</b>	
	190 Loans to Public Sector and Other Undertakings	16,199,068
	Total-60	16,199,068
	Total	31,789,068
7465	<b>Loans for General Financial and Trading Institution-</b>	
	101 General Financial Institutions	749,042,100
	800 Other loans	817,427
	Total	749,859,527
7475	<b>Loans for Other General Economic Services-</b>	
	103 Civil Supplies	-
	195 Loans to Consumer Co-operative	(183,750)
	Total	(183,750)
	<b>Total-(viii)-General Economic Services</b>	781,464,845
	<b>Total-(c)-Loans for Economic Services</b>	49,649,683,679

Advanced during the year	Total	Recovered during the year	Balance on 31st March 2001	Interest received and credited to revenue
3	4	5	6	7
Rs.	Rs.	Rs.	Rs.	Rs.
-	15,590,000	-	15,590,000	
-	15,590,000	-	15,590,000	
-	16,199,068	-	16,199,068	
-	16,199,068	-	16,199,068	
-	31,789,068	-	31,789,068	
-	749,042,100	-	749,042,100	
-	817,427	-	817,427	
-	749,859,527	-	749,859,527	
-	(183,750)	-	(183,750) (*)	
-	(183,750)	-	(183,750)	
-	781,464,845	-	781,464,845	
7,021,351,960	56,671,035,639	21,182,385,080	35,488,650,559	492,323

(\*) Minus balance is under investigation.

## STATEMENT NO. 18 - (contd.)

Head of Account		Balance on 1st April 2000
1		2
		Rs.
<b>F-LOANS AND ADVANCES-(concl'd.)</b>		
<b>(d) Loans to Government Servants-</b>		
<b>7610</b>	<b>Loans to Government Servants etc.-</b>	
	201 House Building Advances	2,068,031,694
	202 Advances for Purchase of Motor Conveyances	210,326,690
	203 Advances for Purchases of Other Conveyance	(7,008,106)
	800 Other Advances	51,535,220
	<b>Total</b>	<b>2,322,885,498</b>
	<b>Total-(d)-Loans to Government Servants</b>	<b>2,322,885,498</b>
<b>(e) Loans for Miscellaneous Purposes-</b>		
<b>7615</b>	<b>Miscellaneous Loans-</b>	
	200 Miscellaneous loans	1,201,351,179
	<b>Total</b>	<b>1,201,351,179</b>
	<b>Total-(e)-Loans for Miscellaneous Purposes</b>	<b>1,201,351,179</b>
	<b>TOTAL-F-LOANS AND ADVANCES</b>	<b>60,544,358,608</b>



Advanced during the year	Total	Recovered during the year	Balance on 31st March 2001	Interest received and credited to revenue
3	4	5	6	7
Rs.	Rs.	Rs.	Rs.	Rs.
732,004,307	2,800,036,001	331,349,799	2,468,686,202	
80,154,299	290,480,989	103,715,028	186,765,961	
693,600	(6,314,506)	1,267,410	(7,581,916) (*)	
260,300	51,795,520	414,702	51,380,818	
813,112,506	3,135,998,004	436,746,939	2,699,251,065	24,500,309
813,112,506	3,135,998,004	436,746,939	2,699,251,065	24,500,309
669,104,500	1,870,455,679	542,680,654	1,327,775,025	
669,104,500	1,870,455,679	542,680,654	1,327,775,025	1,767,843
669,104,500	1,870,455,679	542,680,654	1,327,775,025	1,767,843
9,171,688,701	69,716,047,309	22,266,166,263	47,449,881,046	33,995,862 (AA)

(\*) Minus balance is under investigation.

(AA) This figure differs from the total of Rs.19,298,191,676 relating to "0049 Interest Receipts" shown in Statement No.11 by Rs.19,264,195,814 due to exclusion of (i) Rs.15,544,003,208 being interest receipts from Departmental Commercial Undertakings, (ii) Rs.45,545,514 being interest realised from investment of cash balance, (iii) Rs.3,674,706,589 being other interest receipts and (iv) Rs. (-)59,497 being refunds.

## STATEMENT NO. 18 - (concl.)

Details of Loans and Advances during the year for 'Plan' purposes are given below-

Head of Accounts		Amount
1		2
		Rs.
6075	Loans for Miscellaneous General Services	150,000,000
6202	Loans for Education, Sports, Art and Culture	15,775
6216	Loans for Housing	113,086,000
6217	Loans for Urban Development	7,500,000
6225	Loans for Welfare of Scheduled Castes, Scheduled Tribes and Other Backward Classes	10,066,564
6235	Loans for Social Security and Welfare	3,000
6401	loans for Crop Husbandry	26,400,000
6402	Loans for Soil and Water Conservation	-
6408	Loans for Food Storage and Warehousing	4,930,000
6425	Loans for Co-operation	52,925,950
6801	Loans for Power Projects	5,775,097,000
6851	Loans for Village and Small Industries	22,168,610
6860	Loans for Consumer Industries	2,500,000
6885	Other loans to Industries and Minerals	200,000,000
6405	Loans for fisheries	-
7051	Loans for Ports and Light Houses	702,362,000
	Total	7,067,054,899

## STATEMENT NO.19-STATEMENT SHOWING DETAILS OF EARMARKED BALANCES

## (i) SINKING FUNDS

## 8222-Sinking Funds-

## 01 Appropriation for reduction or avoidance of Debt (a)

	Rs.		Rs.
Balance on 1st April 2000	366,052,442	Advance interest paid on purchase of securities/loss on sale or redemption of investments	..
		Amount applied on the cancellation of securities	..
Interest on investment/gain on sale or redemption of investments		Balance on 31st March 2001	366,052,442
Total	366,052,442	Total	366,052,442

## 02 Sinking Fund Investment Account (b)

Balance on 1st April 2000	62,720,138	Sale of Securities	..
Purchase of Securities	..	Balance on 31st March 2001	62,720,138
Total	62,720,138	Total	62,720,138

(a) Loanwise details of transactions are given in Annexure-I  
 (b) Loanwise details of transactions are given in Annexure-II.

**ANNEXURE-I**  
(Referred to in Statement No.19)

**SINKING FUNDS FOR AMORTISATION/ DEPRECIATION OF LOANS**

Description of loans	Balance on 1st April 2000	Amount appro- priated from Revenue
1	2	3
	Rs.	Rs.
<b>AMORTISATION</b>		
5 3/4 per cent Gujarat State Development Loan, 1979	..	..
5 3/4 per cent Gujarat State Development Loan, 1980	..	..
5 3/4 per cent Gujarat State Development Loan, 1981	..	..
5 3/4 per cent Gujarat State Development Loan, 1982	..	..
5 3/4 per cent Gujarat State Development Loan, 1983	..	..
5 3/4 per cent Gujarat State Development Loan, 1984	..	..
Total	..	..
<b>DEPRECIATION</b>		
5 1/2 per cent Gujarat State Development Loan, 1979	..	..
5 3/4 per cent Gujarat State Development Loan, 1980	..	..
5 3/4 per cent Gujarat State Development Loan, 1981	..	..
5 3/4 per cent Gujarat State Development Loan, 1982	..	..
Total	..	..
Debt Redemption and Avoidance Fund	366,052,442	..
<b>GRAND TOTAL</b>	366,052,442	..



**ANNEXURE-II**  
(Referred to in Statement No.19)

Description of loans  1	Balance on 1st April 2000  2	Purchase of Securities  3
	Rs.	Rs.
<b>SINKING FUND INVESTMENT ACCOUNT-</b>		
<b>DEPRECIATION-</b>		
<b>Debt Redemption and Avoidance Fund-</b>		
Investment Account	62,720,138	..
<b>GRAND TOTAL</b>	<b>62,720,138</b>	<b>..</b>

**(A) Market value of securities is not available.**

Total	Sale of Securities	Balance on 31st March 2001	Face value of Securities	Market value of Securities
4	5	6	7	8
Rs.	Rs.	Rs.	Rs.	Rs.
62,720,138	..	62,720,138		..
62,720,138	..	62,720,138		(A)

**STATEMENT NO.19-(contd.)**  
**(ii) OTHER FUNDS AND DEPOSIT ACCOUNTS**

Name of the Reserve Fund or Deposit Account 1	Balance on 1st April 2000		Total 4
	Cash 2	Investment 3	
	Rs.	Rs.	Rs.
<b>J-RESERVE FUNDS-</b>			
<b>(a) Reserve Funds bearing interest-</b>			
<b>8121 General and Other Reserve Funds-</b>			
109 General Insurance Fund	2,020	..	2,020
113 Amenities Reserve Fund	126,322	..	126,322
Total	128,342	-	128,342
<b>Total-(a)-Reserve Funds bearing interest</b>			
	128,342	-	128,342
<b>(b) Reserve Funds not bearing interest-</b>			
<b>8223 Famine Relief Fund-</b>			
101 Famine Relief Fund	-	-	-
Total	-	-	-
<b>8226 Depreciation/Renewal Reserve Fund-</b>			
101 Depreciation Reserve Funds of Government Commercial Departments/ Undertakings-Ports			
	20,793,699	..	20,793,699
102 Depreciation Reserve Funds of Government Non-Commercial Departments-Presses			
	34,692,273	..	34,692,273
Total	55,485,972	-	55,485,972
<b>8229 Development and Welfare Funds-</b>			
101 Development Funds for Educational Purposes			
	9,242,971	..	9,242,971
103 Development Funds for Agricultural Purposes			
	471,113,182	693,000	471,806,182
107 Funds for Development of Milk Supply			
	(737,062)	..	(737,062)
116 Kutch Benevolent Fund			
	140,129	..	140,129
200 Other Development and Welfare Funds			
	27,511,706	33,072,777	60,584,483
Total	507,270,926	33,765,777	541,036,703



<u>Balance on 31st March 2001</u>		
Cash 5	Investment 6	Total 7
Rs.	Rs.	Rs.
2020	..	2020
132447	..	132447
134,467	-	134,467
134,467	-	134,467
-	-	-
-	-	-
20,793,699	..	20,793,699
38,445,914	..	38,445,914
59,239,613	-	59,239,613
9,242,971	-	9,242,971
481,633,182	693,000	482,326,182
(737,062)	-	(737,062)
140,129	-	140,129
12,756,504	33,072,777	45,829,281
503,035,724	33,765,777	536,801,501

## STATEMENT NO.19-(concl.)

## (ii) OTHER FUNDS AND DEPOSIT ACCOUNTS-(concl.)

Name of the Reserve Fund or Deposit Account 1	Balance on 1st April 2000		Total 4
	Cash 2	Investment 3	
	Rs.	Rs.	Rs.
<b>J-RESERVE FUNDS-(concl.)</b>			
<b>(b) Reserve Funds not bearing interest-(Concl.)</b>			
<b>8235 General and Other Reserve Funds-</b>			
101 General Reserve Funds of Government Commercial Departments/ Undertakings Ports	(629,199)	..	(629,199)
105 General Insurance Fund	59,379,627	..	59,379,627
111 Calamity Relief Fund	1,870,327,221	..	1,870,327,221
200 Other Funds	644,767,962	2,750,891	647,518,853
<b>Total</b>	<b>2,573,845,611</b>	<b>2,750,891</b>	<b>2,576,596,502</b>
<b>Total-(b)-Reserve Funds not bearing interest</b>	<b>3,136,602,509</b>	<b>36,516,668</b>	<b>3,173,119,177</b>
<b>Total-J-Reserve Funds</b>	<b>3,136,730,851</b>	<b>36,516,668</b>	<b>3,173,247,519</b>
<b>K-DEPOSITS AND ADVANCES-</b>			
<b>(b) Deposits not bearing interest-</b>			
<b>8449 Other Deposits-</b>			
103 Subventions from Central Road Fund	..	..	..
105 Deposits of Market Loans	39,112,178	..	39,112,178
120 Miscellaneous Deposits	11,974,688,276	3,409,745	11,978,098,021
<b>Total</b>	<b>12,013,800,454</b>	<b>3,409,745</b>	<b>12,017,210,199</b>
<b>Total-(b)-Deposits not bearing interest</b>	<b>12,013,800,454</b>	<b>3,409,745</b>	<b>12,017,210,199</b>
<b>Total-K-Deposits and Advances</b>	<b>12,013,800,454</b>	<b>3,409,745</b>	<b>12,017,210,199</b>
<b>Total-Other Funds and Deposit Accounts</b>	<b>15,150,531,305</b>	<b>39,926,413</b>	<b>15,190,457,718</b>

<u>Balance on 31st March 2001</u>		
Cash 5	Investment 6	Total 7
Rs.	Rs.	Rs.
(629,199)	-	(629,199)
53,244,489	-	53,244,489
1,971,178,221	-	1,971,178,221
2,176,506,600	2,750,891	2,179,257,491
4,200,300,111	2,750,891	4,203,051,002
4,762,575,448	36,516,668	4,799,092,116
4,762,709,915	36,516,668	4,799,226,583
2,539,112,178	-	2,539,112,178
16,691,226,970	3,409,745	16,694,636,715
19,230,339,148	3,409,745	19,233,748,893
19,230,339,148	3,409,745	19,233,748,893
19,230,339,148	3,409,745	19,233,748,893
23,993,049,063	39,926,413	24,032,975,476

## APPENDIX-- I

(Referred to in explanatory note No.2 below Statement No.8)  
**STATEMENT SHOWING ILLUSTRATIVE CASES IN WHICH ACCEPTANCES OF BALANCES  
 HAVE BEEN UNDULY DELAYED**

Head of Account	Number of acceptances awaited	Year from which acceptances awaited	Amount outstanding on 31st March 20-
1	2	3	1
(In lakhs of rupee)			
<b>F-Loans and Advances-</b>			
1. 6075 Loans for Miscellaneous General Services	..	1999-2000	2,400.0-
2. 6202 Loans for Education, Sports, Art and Culture	29	1960-61	2,050.4
3. 6215 Loans for Water Supply and Sanitation	1	1960-61	23,404.7
4. 6216 Loans for Housing	3	1960-61	25,874.10
5. 6225 Loans for Welfare of Scheduled Castes, Scheduled Tribes and Other Backward Classes	34	1960-61	2,578.7
6. 6235 Loans for Social Security and Welfare	67	1960-61	1,546.98
7. 6250 Loans for Other Social Services	12	1960-61	22.25
8. 6401 Loans for Crop Husbandry	30	1960-61	5,006.65
9. 6402 Loans for Soil and Water Conservation	2	1960-61	3,685.25
10. 6403 Loans for Animal Husbandry	6	1960-61	9.35
11. 6404 Loans for Dairy Development	5	1960-61	4,387.57
12. 6405 Loans for Fisheries	8	1960-61	2,171.87
13. 6406 Loans for Forestry and Wild Life	2	1960-61	82.08
14. 6425 Loans for Co-operation	54	1960-61	11,363.88
15. 6506 Loans for Land Reforms	..	1999-2000	(-) 0.08
16. 6515 Loans for Other Rural Development Programmes	3	1960-61	238.52
17. 6575 Loans for Other Special Areas Programmes	3	1960-61	0.19
18. 6702 Loans for Minor Irrigation	2	1960-61	2,578.69
19. 6851 Loans for Village and Small Industries	32	1960-61	2,539.31
20. 6855 Loans for Fertilizer Industries	1	1960-61	1,215.00
21. 6858 Loans for Engineering Industries	2	1960-61	1,593.94
22. 6860 Loans for Consumer Industries	4	1960-61	36,001.72
23. 7051 Loans for Ports and Light Houses	1	1980-81	13,895.15
24. 7052 Loans for Shipping	1	1980-81	941.01
25. 7055 Loans for Road Transport	1	1960-61	0.02
26. 7452 Loans for Tourism	1	1985-86	317.89
27. 7475 Loans for Other General Economic Services	1	1996-97	1.83
28. 7610 Loans to Government Servants, etc.	27315	1971-72	26,992.51
29. 7615 Miscellaneous Loans	18	1999-2000	13,277.75

**APPENDIX-II**

(Referred to in explanatory note No.3 below Statement No.8)

**STATEMENT SHOWING DEBT, DEPOSIT AND REMITTANCE HEADS OF ACCOUNT FOR WHICH ALLOCATION OF BALANCES HAS NOT BEEN COMPLETED****Head of Account**

1. 6004 Loans and Advances from Central Government
  2. 8005 State Provident Funds-01-Civil-101-General Provident Funds-Other than Class-IV
  3. 8443 Civil Deposits-118-Deposits of fees received by Government servants for work done for private bodies
  4. 8449 Other Deposits-120-Miscellaneous Deposits-
    - (i) Deposits Account of grants made by Indian Central Oil Seeds Committee
    - (ii) Deposits Account of grants made by Indian Central Cotton Committee
    - (iii) Miscellaneous Funds and Deposits of Merged States-Religious Purpose Funds, Agricultural Improvements, Cattle Breeding and Water Supply Fund
  5. 8550 Civil Advances-104-Other Advances-Special Advances-Advances in connection with the formation of Gujarat State
  6. Allocation of securities between Maharashtra and Gujarat
-

**APPENDIX -III**  
**(Referred to in explanatory note No.3 below)**  
**COMPARATIVE STATEMENT OF INVESTMENT OF GOVERNMENT IN THE SHARE**

1998-99			
1	Number of Concerns	Invest- ments	Dividend/ interest received
	As at the end of the year	During the year	
	2	3	4
(In crores of rupees)			
1. Statutory Corporations	6	423.94	3.55
2. Government companies	41	3,083.36	17.40
3. Other joint stock companies and partnerships	29	4.93	1.21
4. Co-operative institutions and local bodies	2,004	149.55	0.21
Total	2,080	3,661.78	22.37

## Statement No.2)

## CAPITAL AND DEBENTURES OF DIFFERENT CONCERNS FROM 1998-99 TO 2000-2001

1999-2000			2000-2001		
Number of Concerns	Investments	Dividend/ interest received	Number of Concerns	Investments	Dividend/ interest received
As at the end of the year		During the year	As at the end of the year		During the year
5	6	7	8	9	10
(In crores of rupees)			(In crores of rupees)		
6	451.35	3.55	6	498.45	3.55
42	3,161.53	21.16	42	4,047.66	18.23
29	4.93	1.65	29	4.93	1.38
2004	153.90	0.67	2,004	155.61	2.91
2081	3,771.71	27.03	2,081	4,706.65	26.07

## ANNEXURE

## STATEMENT OF COMMITMENTS-LIST OF

Name of Project	Cost of work and sanction order	Date of commencement
1	2	3
<b>Roads and Buildings Division, Mehsana</b>		
1. Construction of Causeway on river Sabarmati on road from Lakroda to Galteshwar	Roads and Buildings Deptt's letter No.SHB/1388/IB/RSB/Part-D dated 3.3.90	166.88 19-10-92
<b>National Highway Division, Vadodara</b>		
2. Widening the existing two lane to four lane road devided carriageway in (KM 109/0 to 110/0) with improvement to Dena and Halol junction in Vadodara by pass Job No.008/GS/97/210		473.85 27-11-97
<b>Roads and Buildings Division, Jamnagar</b>		
3. Widening and strengthening of Jamnagar Zambuda Patiya Hodiya Jodia Amran Pipalia Malia Coastal Highway	Sanctioned vide letter dated 25-6-97	159.67 20-5-98
4. Improvement and widening to four lane of State Highway joining Pilgrim Centres, Jamnagar-Khambhalia Dwarka Road (KM.230/0 to 233/4) and Dwarka-Nageshwar Gopi road (KM.0/0 to 1/5) Pilgrim Development Programme	Sanctioned vide letter dated 17-1-97	195.00 10-7-97
<b>Roads and Buildings Division, Amreli</b>		
5. Construction of New Court Building at Amreli	Sanctioned vide letter No. BLD/5993/NA/8/80/2/NR dated 16-12-97	30-12-97
<b>National Highway Division, Rajkot</b>		
6. Widening extra four lane devided Carriagway in reach (KM.85/8 to 100/0) on N.H.8-Limbdi-Bagodara Bamanbore	Sanctioned vide letter No.R&B/ Deptt/NHR/1397/1-163-M dated 13-10-98	2,138.09 16-4-99
7. Widening extra four lane devided carriagway in reach (KM.105/0 to 120/0) and (120/0 to 135/0) of N.H.8-A Limbdi Bagodara Bamanbore	Sanctioned vide letter No.R&B/ Deptt/1398/1-222-M dated 13-4-98	4,980.16 24-3-98



**INCOMPLETE CAPITAL WORKS****(Works costing more than Rupees one crore)****(Rupees in lakhs)**

Target date of completion	Revised cost if any	Expenditure upto date	Remarks
4	5	6	7
23-10-95	471.00	484.28	Work is in progress.
25-2-2000	..	445.74	Work is in progress.
31-12-99	..	262.57	Work is in progress.
9-7-99	..	80.87	Work is in progress.
19-12-99	272.00	271.80	Work is in progress.
31-3-2000	..	1866.22	Work is in progress.
24-3-2000	..	3281.40	Work is in progress.

## ANNEXURE -(contd.)

Name of Project	Cost of work and sanction order	Date of commencement
1	2	3
<b>Roads and Buildings Division, Dahod</b>		
8. Widening to two lane for Kawant, Chhota Udepur, Baria, Pipled Limkheda, Limbdi, Chakalia road-Panchmal District Limited to Devgadhibaria(25Kms)	131.00	15-1-98
9. Strengthening and Widening of Ahmedabad-Balasinor-Lunavada-Santarampur-Zalol road( KM.147/0 to 164/0)	130.27	21-12-99
10. Widening and strengthening to two lane of Ahmedabad-Kuha-Kathlal-Balassinor-Lunavada-Santrampur-Zalod road KM.160/0 to 195/2	162.74	11-8-99
<b>Irrigation Project, Junagadh</b>		
11. Ozat-Pick-up Weir-Construction of Spillway Mosanary Dam and spillway bridge	1,037.93	28-9-95
<b>Roads and Buildings Division, Rajpipla</b>		
12. Strengthening and Widening to two lane (KM.215/0 to 232/6)	181.02	19-8-97
<b>Roads and Buildings Division, Bharuch</b>		
13. Improvement of Karjan-Samni-Wagra-Dahej road (KM.1/7 to 311/0)	274.37	10-3-99
<b>Roads and Buildings Division, Kheda</b>		
14. Construction of bridge with approaches on river Mahi between Varsada-Galteshwar road	205.93	4-12-97
15. Construction of a bridge on river Watrak on Saraswani Haldharwas road	118.47	19-5-98
<b>Distict Roads and Buildings Division, Rajkot</b>		
16. Construction of a bridge across river Sultanpur on Amarnagar Sultanpur Road-Dhoraji-Babra Road IInd stage work	155.23	5-3-97
<b>Irrigation Project, Division, Rajkot</b>		
17. Dodi Irrigation Scheme Construction of Earthen Dam-Spillway Mosanary Dam-H.R. Spillway bridge	532.27	3-9-98
	Sanctioned vide letter No.B-2 19/98-99	

(Rupes in lakhs)

Target date of completion	Revised cost if any	Expenditure upto date	Remarks
4	5	6	7
30-9-99	..	166.77	Work is in progress.
31-3-2000	..	198.60	Work is in progress.
..	..	142.02	Work is in progress.
27-3-99	1,144.45	316.44	Work is in progress.
18-5-99	..	293.38	Work is in progress.
9-3-2000	..	..	Work is in progress.
13-1-2000	..	346.70	Work is in progress.
18-11-99	154.06	184.11	Work is in progress.
4-9-98	..	188.77	Work is in progress.
2-3-2000	755.41	508.57	Work is in progress.

## ANNEXURE -(contd.)

Name of Project	Cost of works and sanction order	Date of commencement
1	2	3
<b>Roads and Buildings Division, Himatnagar</b>		
18.Improvement of road portion between (KM.23/4 to 56/7) of Gambhoi-Harsol road	148.93 Sanctioned vide letter No.AB/TC B-2/80/6204 dated 27-8-98	21-8-98
19.Improvement of road Section between (KM.0/0 to 50/0) of Gambhoi-Wankaner-Bhiloda-Pal- Vijaynagar road	172.62 Sanctioned vide letter No.SHB/1397 1367 dt.26-3-98 and SHR/697/1367 101 dated 23-7-97	21-8-98
<b>Amreli Irrigation Division,Amreli</b>		
20.Kaniyad Irrigation Scheme- Constrution of Earthen Dam- Spillway and spillway bridge	247.95 Sanctioned vide letter dated 15-10-96	15-10-96
<b>Roads and Buildings Division,Navsari</b>		
21.Construction and Development of Government College building at Vansada	125.48	19-3-98
22.Strengthening Vapi Mota Pondha- Dharampur-Vansada-Unai road (KM.54/4 to 90/4)	129.71	10-11-98
23.Strengthening Surat-Sachin-Navsari Gandevi-Billimora road (KM.32/8 to 59/6)	101.28	26-3-99
<b>Project Construction Division No.3, Rajkot</b>		
24.Demi-III Irrigation Scheme	1,217.58	7-3-98
25.Und-III Irrigation Scheme	459.99 Narmada Water Resources and Water Supply Deptt.Gandhinagar Memo No. Und/1095/C/37(3)dt.28-3-95	31-3-95
<b>Head Works Division,Godhara</b>		
26.Hadaf Irrigation Scheme	271.05	6-1-98

(Rupees in lakhs)

Target date of completion	Revised cost if any	Expenditure upto date	Remarks
4	5	6	7
20-2-2000	..	71.39	Work is in progress.
20-8-99	..	135.75	Work is in progress.
14-4-99	..	288.37	Work is in progress.
18-9-99 18-3-2000	..	158.45	Work is in progress.
17-8-99	..	134.91	Work is in progress.
25-2-2000	..	123.76	Work is in progress.
6-3-2000	..	2,291.68	Work is in progress.
31-3-98	..	382.98	Work is in progress.
5-7-98	649.32	330.82	Work is in progress.

## ANNEXURE -(contd.)

Name of Project	Cost of works and sanction order	Date of commencement
1	2	3
<b>Road and Building Dn. Baroda</b>		
27.Improvement and strengthening Modasar Kalarand Kawant Road.Km.0/0 to 242/2	Government R & B Department No.SHB/2597/15-T-104/5 dt.24-2-98	216.53 6/3/98
28.Construction App.to high level bridge a/c river Mahi near village Kanoda on Savali Poicha Ahima Road including protective work at abutment.	Government R & B Department No.SHB/2580/63342/Part-10-of 4/99	350.02 1/5/99
<b>National Highway Dn. Valsad</b>		
29.1st stage of week four lane two lane pavement in selected treches between Km.13/2 to 17/2 ,54/6 to 55/0,62/1 to 62/6 63/8 to 66/2,85/0 to 87/0,90/0 to 92/0, 95/0 to 103/0	GUJ/RW/NH/1214/98-99/W/65 dt.19-3-99	453.79 15/10/99
30. St.of weak and lane pavement Surat Dhulia Road in Km.55/0 to 62/0 of N.H.6	GUJ/RW/NH/12014/8/90/WGJ dt.31/3/99	399 16/10/99
31. Widening exsting and lane road divided carriagewan in reach Km.229/0 to 233/700 and Km.239/1 to 246/0 of N.H.8	RW/NH/12014/25/59/W/GJ dt.2/1/98	2165.31 3/3/98
32.St.of weak of lane pavement of Surat Dhulia Road in Km.66/2 to 73/2 of N.H.6	GOI/RW/NH/12014/10/99/W/GJ dt.31/3/99	389.58 15/10/99
<b>Vadodara city (R &amp; B) Dn.Vadodara</b>		
33.Strengthening of Godhara Udhana Koyali road Km.0/0 to 5/06		181.18 B.2/199 98-99 26/3/99
<b>Salimity control Dn.Bhavnagar</b>		
34.Nikol Bdr.	Govt.No.SIP/1099/C/3512/K2 dt.10/4/99	718.88 448.46 29/4/99
35.Samadhiala bandhara	Govt.SIP/1098/C/10/69/K2 dt.15/3/99	313.55 19/4/99
<b>Capital project Dn.3 Gandhinagar</b>		
36.Providing and laying 750 m.m. dia w/s pipe line from GH-2 to GH-4 and 600 m.m.dia C.I. pipe from GH-3 to GH-3 2nd phase m/s scheme in GTS		275.04 281.78 366.34 31/3/99
37.Providing and laying 600 m.m. dia C.I. water supply pipe line from GH-4 to KH-4 and CH-2 to KH-2 2nd phase w/s Scheme in G.T.S.		234.48 326.78 31/3/99

(Rupees in lakhs)

1	Target date of completion	Revised cost if any	Expenditure upto date	Remarks
	4	5	6	7
	5/3/00	..	228.16	Work is in progress.
	30/10/2000	..	325.23	Work is in progress.
	14/9/2000	..	128.08	Work is in progress.
	15/9/2000	..	115.11	Work is in progress.
	2/3/00	..	208.72	Work is in progress.
	14/9/2000	..	148.51	Work is in progress.
	31/12/2000	..	138.30	Work is in progress.
	28/10/2000	..	474.31	Work is in progress.
	18/10/2000	..	250.33	Work is in progress.
	30/5/2000	..	333.01	Work is in progress.
	15/5/2000	..	288.39	Work is in progress.

## ANNEXURE -(contd.)

Name of Project	Cost of works and sanction order	Date of commencement
1	2	3
<b>Junagadh ( R &amp; B ) Dn.Junagadh</b>	317.51	
38.Construction of collage Building in the premises of Hospital compound at Junagadh	1/9/97	11/9/97
39.Construction of bridge on Bhadar river in lieu of causeway on Vandhalai Kutiyana road	183.49 25/3/98	13/4/98
40. Impro Bagasara Vadla road	153.16 5/10/94	1/9/95
<b>State Road Project Dn.Vadodara</b>		
41. P.R.Halol Bodeli road	WBP/1099/26.2 dt.30/10/99	1/12/99
42.P.R.Bansda Bhasmapur road	W.B.P.1199/27-C dt.30/10/99	1/12/99
43.Borsad Padra Jambusar road	W.B.P./1099/29-C dt.30/10/99	1/12/99
44. Sachin Palsana road	W.B.P./1099/32-C dt.30/10/99	1/12/99
<b>45.National Highway Rajkot</b>		
Widening existing 2 lane to 4 lane divided carriageway in reach Km.105/0 to 135/0 on N.H.8 A.	4980.16 Govt. R.B.D. N.H.R./1398-1/222-M dt.13/10/98	24/2/99
46.Construction of Bamanbore bypass of 2 lane road carriageway in reach Km.207/0 to 215/0 on N.H.8 B.	1976.45 N.H.R.1398-1/22-M dt.21/7/99	26/8/99
47.S.R.for improvement of riding quality in reach Km.12/0 to 25/750 of N.H.8 D.	288.47 N.H.Q./TS/PB-2/1661 dt.1/4/2000	23/5/2000
48.S.R. for improvement of riding quality in reach Km.53/2 to 67/0 of N.H. 8 D.	192.73 N.H.Q./TS/PB-2/1661 dt.1/4/2000	24/5/2000
49.S.R. for improvement of riding quality in reach Km.78/0 to 100/0 of N.H.8 D.	449.92 N.H.C./TS/PB2/1750 dt.15/5/2000	28/7/2000
50.S.R. for improvement of riding quality in reach Km.125/0 to 135/260 of N.H.8 B	122.84 N.H.C/TS/PB/2 1258 dt.1/4/2000	23/5/2000
51.S.R. for improvement of riding quality in reach Km.45/0 to 65/0 of N.H.8 B	227.16 N.H.C./TS/PB2/1258 dt.9/12/99	15/1/2000
<b>National Highway Ahmedabad</b>		
52.Widening 4 lane N.H.8 A.Km.61/4 to 72/4 Hudco aided work	1578.45 G.O.G.No.NHB/1298/PO/74/Mdt.8/10/98	19/3/99



(Rupees in lakhs)

Target date of completion	Revised cost if any	Expenditure upto date	Remarks
4	5	6	7
..	..	311.83	Work is in progress.
..	..	132.11	Work is in progress.
..	..	132.76	Work is in progress.
10/1/01	..	1252.34	Work is in progress.
28/2/01	..	1119.19	Work is in progress.
30/11/2000	..	730.72	Work is in progress.
30/11/2000	..	632.23	Work is in progress.
23/3/2001	..	3284.40	Work is in progress.
..	..	1472.60	Work is in progress.
22/2/2001	..	259.77	Work is in progress.
23/2/2001	..	171.88	Work is in progress.
27/3/2001	..	380.76	Work is in progress.
22/1/2001	..	127.94	Work is in progress.
30/2/2000	..	226.85	Work is in progress.
00/3/2001	..	2648.78	Work is in progress.

## ANNEXURE -(contd.)

Name of Project	Cost of works and sanction order	Date of commencement
1	2	3
<b>Ahmedabad R. &amp; B. Dn. Ahmedabad</b>	279.63	
53. Widening Sanand Narsarovar road in to intermediate lane in Km.0/0 to 42/0	Govt.R & B Department SHC/1192/2743/0 dt.9/4/99	16/12/99
54. Improvement, widening and strengthening of Baroda Vatman- Tarapur Vasad road Km.0/0 to 11/5	748.68 Govt.R & B Department SHC/1199/Tender 112/E dt.19/8/99	21/10/99
<b>Jamnagar ( R &amp; B ) Dn. Jamnagar</b>	555	
55. Construction of Building Dental student Hostel 200 rooms at Jamnagar	Dn. Office No. TC/586 dt. 27/7/98	27/7/98
<b>al Highway Gandhinagar</b>	448.80	
engthning of selected stretches of work lane pavement from Km.13/0 to 55/0 on Kuha Kathalal , Godhara, Indor road N.H.59	No. RW/NH/12014/11/99/00/GJ dt. 26/3/99	23/12/99
7. Strengthening of selected stretches of work 2 lane pavement from SR to N.H.8-C Km.5/1 to 16/0 Chiloda Gandhinagar Sarkhej road	766.88 A.A.No. RW/NH/13012/17/2000/W/GJ dt. 30/3/2000	..
58. Strengthening of selected stretches of work 2 lane pavement from SR to N.H.8-C Km. 16/150 to 23/0 Chiloda Gandhinagar Sarkhej road	243.83 No. RW/NH/13012/18/2000/G/GJ dt. 27/2/2000	..
59. Constructing parralled sevice road to N.H.8-C Km.30/640 to 33/430 and Km.34/980 to 36/215 Chiloda Gandhinagar Sarkhej road	186.90 GOG/NOCRF/1095/10/S dt. 30/9/96	5/1/99
<b>Kheda ( R &amp; B ) Dn. Nadiad</b>	100.54	
60. Improvement of Kheda, Matar-Tarapur road Km.55/2 to 84/0 (Providing 375 m.m. Thick BSG 37.5 m.m. thick LBM 20m.m. thick m.s.s)	A.B./TC/2543 dt. 28/4/2000	28/4/2000
<b>Road and Building Dahod</b>	117.71	
61. Construction new Rosi School Building for ST at Devgadh Baria		19/5/99 18/11/2000

(Rupees in lakhs)

Target date of completion	Revised cost if any	Expenditure upto date	Remarks
4	5	6	7
15/9/2000	..	55.66	Work is in progress.
20/3/2001	..	294.87	Work is in progress.
30/11/2000	..	604.87	Work is in progress.
21/12/2000	..	405.25	Work is in progress.
..	..	333.75	Work is in progress.
..	..	179.27	Work is in progress.
4/1/2001	..	66.58	Work is in progress.
27/1/2001	..	143.05	Work is in progress.
31/3/2001	..	97.72	Work is in progress.

## ANNEXURE -(concl.)

Name of Project	Cost of works and sanction order	Date of commencement
1	2	3
62. Widening to 2 lane improvement of road around the Dholaria as place for development of center of Archological importance Chitrod Rapar Lodrani Dholaria road Km.0/0 to 23/0	253.14 AB.2/Tender 16/7 dt.14/3/2000	14/3/2000
<b>District ( R &amp; B ) Rajkot</b>		
63. Improvement of road between Km.0/0 to 31/0 of Wankaner Daldi-than road	T/18.76 dt.12/7/76	12/7/76
64. District widening to road portion between Km.00/0 to 21/0 of Jetpur Amarnagar road	T/771 dt.2/2/2001	2/2/2001
65. Consruction of bridge with approches across river Gobhio on Jetpur-Charania- Vadia road	T.15.98 dt.18/3/99	18/3/99

(Rupees in lakhs)

Target date of completion	Revised cost if any	Expenditure upto date	Remarks
4	5	6	7
13/3/2001	..	148.35	Work is in progress.
11/7/98	..	98.78	Work is in progress.
28/2/2001	195.00	57.48	Work is in progress.
17/6/2000	..	87.04	Work is in progress.

GOVERNMENT CENTRAL PRESS, GANDHINAGAR

(GUJARAT)

