



GOVERNMENT OF ORISSA

**FINANCE ACCOUNTS
1972-73**



TABLE OF CONTENTS

	PAGE
<i>Certificate of the Comptroller and Auditor General of India</i> ..	(iii)
<i>Introductory</i> ..	1—2
PART I—SUMMARISED STATEMENTS	
Statement No. 1—Summary of transactions ..	5—12
Statement No. 2—Capital outlay outside the Revenue Account—	
(i) Progressive capital outlay to end of 1972–73	13—15
(ii) Revenue expenditure temporarily capitalised	16—17
Statement No. 3—(i) Financial results of Irrigation Works ..	18—20
(ii) Financial results of Electricity Schemes ..	21
Statement No. 4—Debt position—	
(i) Statement of borrowings ..	22—25
(ii) Other obligations ..	26
(iii) Service of debt ..	26—27
Statement No. 5—Loans and advances by State Government—	
(i) Statement of loans and advances ..	28
(ii) Recoveries in arrears ..	29—30
Statement No. 6—Guarantees given by the Government in respect of loans, etc., raised by statutory corporations, local bodies and other institutions.	31—39
Statement No. 7—Cash balance and investments of cash balances	40—41
Statement No. 8—Summary of balances under Consolidated Fund, Contingency Fund and Public Account.	42—44

PART II—DETAILED ACCOUNTS AND OTHER STATEMENTS

A—REVENUE AND EXPENDITURE

Statement No. 9—Statement of revenue and expenditure under different heads expressed as a percentage of total Revenue/total Expenditure.	47—49
--	-------

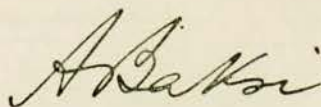
TABLE OF CONTENTS—*Concl'd.*

	PAGES
Statement No. 10—Statement showing the distribution between charged and voted expenditure.	50
Statement No. 11—Detailed account of revenue by minor heads ..	51—61
Statement No. 12—Detailed account of expenditure by minor heads.	62—89
Statement No. 13—Detailed statement of capital expenditure outside the Revenue Account during and to end of 1972-73.	90—111
Statement No. 14—Statement showing details of investments of Government in Statutory corporations, Government companies, other joint stock companies, co-operative banks and societies, etc., up to end of 1972-73.	112—143
Statement No. 15—Statement showing capital and other expenditure (outside the Revenue Account) to end of 1972-73 and the principal sources from which funds were provided for that expenditure.	144—146
B—DEBT, DEPOSITS AND REMITTANCES AND CONTINGENCY FUND	
Statement No. 16—Detailed statement of receipts, disbursements and balances under heads of account relating to Debt, Deposits, Remittances and Contingency Fund.	148—163
Statement No. 17—Detailed statement of debt and other interest bearing obligations of Government.	164—169
Statement No. 18—Detailed statement of loans and advances by Government.	170—181
Statement No. 19—Statement showing the details of earmarked balances.	182—187
Annexure to Statement No. 19—Sinking Funds for amortisation of loans.	188—191
APPENDIX I—Investment of Government at the end of 1970-71, 1971-72 and 1972-73 and the dividend/interest earned therefrom.	195
APPENDIX II—Cases where details/information is awaited from the Departments/Treasury Officers in connection with the reconciliation of balances.	196—198

Certificate of the Comptroller and Auditor General of India

This compilation containing the Finance Accounts of the Government of Orissa for the year 1972-73 presents the accounts of the receipts and outgoings of the Government for the year, together with the financial results disclosed by the revenue and capital accounts, the accounts of the public debt and the liabilities and assets as worked out from the balances recorded in the accounts. The Appropriation Accounts of the Government for the year for Grants and charged Appropriations, presented separately, supplement this compilation.


These Accounts have been prepared and examined under my direction in accordance with the requirements of Articles 149 and 151 of the Constitution of India and the Comptroller and Auditor General's (Duties, Powers and Conditions of Service) Act, 1971. Subject to the observations in this compilation and to those in my Report on the accounts of the Government of Orissa for the year 1972-73, the accounts now presented are correct statements of the receipts and outgoings of the Government of Orissa for the year 1972-73.



(A. B. AKSHI)

NEW DELHI,

*The**Comptroller and Auditor General of India*



INTRODUCTORY

The accounts of the Government of Orissa are kept in three parts—

Part I—Consolidated Fund

Part II—Contingency Fund

Part III—Public Account

In Part I, there are three main divisions, namely :—

- (1) Revenue ;
- (2) Capital, and
- (3) Debt (comprising Public Debt, Loans and Advances and Inter-State Settlements).

The first division deals with the proceeds of taxation and other receipts classed as revenue and the expenditure therefrom, the net result of which represents the revenue surplus or deficit for the year.

The second division deals with expenditure, met usually from borrowed funds with the object either of increasing concrete assets of a material character or of reducing recurring liabilities such as those for future pensions, by payment of capitalised value. It also includes receipts of a capital nature intended to be applied as set off against capital expenditure.

The third division comprises loans raised by Government, loans of a purely temporary nature classed as "Floating Debt" (such as Treasury Bills and Ways and Means Advances), as well as other loans classed as "Permanent Debt" and "Loans and Advances made by Government" together with repayments of the former and recoveries of the latter. It also includes Inter-State Settlement.

In Part II of the accounts are recorded the transactions connected with Contingency Fund set up by the Government of Orissa, under Article 267(2) of the Constitution of India.

In Part III of the accounts, there are two main divisions, namely ;—

- (1) Debt (other than those included in Part I) and deposits ; and
- (2) Remittances.

The first division comprises receipts and payments, other than those falling under Debt heads pertaining to Part I, in respect of which Government incurs a liability to repay the moneys received or has a claim to recover the amounts paid together with repayments of the former and recoveries of the latter.

The second division embraces all merely adjusting heads under which appear remittances of cash between treasuries and transfers between different accounting circles. The initial debits or credits to the heads in this division are adjusted eventually by corresponding receipts or payments either within the same circle of account or another account circle.

2. *Sections and Heads of Accounts*—Within each of the divisions mentioned above, the transactions are grouped into sections which are further subdivided into major heads of account. The sections are distinguished by letters of alphabet, a single letter denoting the revenue portion and a double letter denoting the capital portion of a particular category of transactions, e. g., section A denotes the revenue (and expenditure) grouped as "Collection of Taxes, Duties and other principal Heads of Revenue" and Section AA denotes the capital expenditure on works connected therewith.

The major heads in the Revenue and Capital divisions are numbered serially, Roman numerals being employed on the receipts side and International ones on the disbursements side. No numbering is adopted for the Contingency Fund and for Debt, Deposit and Remittance heads, though these are also arranged in sections.


The major heads are sub-divided into minor heads and the minor heads into sub-heads and detailed heads. Under each of these heads, the expenditure is shown distributed between charged and voted. The major, minor and sub-heads prescribed for the classification of expenditure in the general accounts are not necessarily identical with the grants, sub-heads and other units of allotments which are adopted by the Finance Department for Demands for Grants but in general a certain degree of correlation is maintained between the Demands for Grants and the Finance Accounts.

3. *System of Accounts*—The transactions included in these accounts represent mainly the actual cash receipts and disbursements during the financial year ending with 31st March 1973 as distinguished from the amounts due to or from Government during the same period. The cash basis system is, however, not entirely suitable for recording the transactions and for presenting the true state of affairs of Government commercial undertakings run on commercial principles. The detailed accounts of this class of undertakings are, therefore, maintained outside the regular accounts in commercial form and are subject to test check by the Indian Audit and Accounts Department.

The figures of actuals shown in these accounts are net after taking into account the recoveries, although the Demands presented to the State Legislature and the Appropriation Accounts are for gross expenditure and exclude all credits and recoveries which are otherwise taken as reduction of expenditure.

PART I

SUMMARISED STATEMENTS



STATEMENT NO. 1—SUMMARY OF TRANSACTIONS

Receipts	Actuals (In lakhs of rupees)		Disbursements	Actuals (In lakhs of rupees)	
	1971-72	1972-73		1971-72	1972-73
1	2	3	4	5	6
PART I—CONSOLIDATED FUND					
(1) REVENUE					
<i>A—Taxes, Duties and principal heads of Revenue—</i>			<i>A—Collection of Taxes, Duties and other principal Revenues—</i>		
IV—Taxes on Income other than Corporation Tax	17,03·58	18,10·04	4—Taxes on Income other than Corporation Tax.	1·32	1·48
V—Estate Duty ..	29·00	..	5—Estate Duty
IX—Land Revenue ..	1,78·77	2,06·16	9—Land Revenue	4,28·31	4,65·02
X—State Excise Duties	4,64·77	4,92·26	10—State Excise Duties	47·14	47·86
XI—Taxes on Vehicles	3,06·58	3,32·57	11—Taxes on Vehicles.	20·25	23·86
XII—Sales Tax ..	17,47·70	21,21·31	12—Sales Tax ..	64·69	72·50
XIII—Other Taxes and Duties	4,51·20	5,08·00	13—Other Taxes and Duties.	1·96	2·26
XIV—Stamps ..	2,64·45	2,72·74	14—Stamps ..	8·84	8·80
XV—Registration Fees	56·10	55·12	15—Registration Fees	18·27	19·64
Total—A—Taxes, Duties, etc.	52,02·15	57,98·20	Total—A—Collection of Taxes, Duties, etc.	5,90·78	6,41·42
<i>B—Debt Services—</i>			<i>B—Debt Services—</i>		
XVI—Interest ..	12,93·38	13,10·10	16—Interest on Debt and other obligations.	25,15·31	25,35·02
			17—Appropriation for reduction or Avoidance of Debt	6,84·80	7,67·34
Total—B—Debt Services	12,93·38	13,10·10	Total—B—Debt Services	32,00·11	33,02·36
<i>C—Administrative Services—</i>			<i>C—Administrative Services—</i>		
			18—Parliament, State/Union Territory Legislature	41·50	37·55
			19—General Administration	5,22·29	5,65·64

STATEMENT NO. 1—SUMMARY OF TRANSACTIONS—Contd.

Receipts	Actuals (In lakhs of rupees)		Disbursements	Actuals (In lakhs of rupees)	
	1971-72	1972-73		1971-72	1972-73
1	2	3	4	5	6
XVII—Administration of Justice	10·82	10·51	21—Administration of Justice	99·34	1,02·41
XVIII—Jails	1·45	1·73	22—Jails	77·69	96·09
XIX—Police	45·48	31·66	23—Police	8,03·68	8,23·68
XX—Supplies and Disposals	0·26	0·86	25—Supplies and Disposals	5·79	4·99
XXI—Miscellaneous Departments	7·78	4·96	26—Miscellaneous Departments	57·49	44·63
Total—C—Administrative Services	65·79	49·72	Total—C—Administrative Services	16,07·78	1674·99
<i>D—Social and Developmental Services</i>			<i>D—Social and Developmental Services—</i>		
			27—Scientific Departments	58·82	52·57
XXII—Education	73·36	86·07	28—Education	27,36·12	30,56·14
XXIII—Medical	33·29	22·59	29—Medical	6,65·31	7,83·06
XXIV—Public Health	26·26	54·99	30—Public Health	4,04·51	4,58·38
XXIV—A—Family Planning	30—A—Family Planning	2,09·99	2,40·29
XXV—Agriculture	1,22·20	1,41·22	31—Agriculture	7,96·54	12,37·08
XXVI—Rural Development	4·98	4·35	32—Rural Development	1,20·51	1,30·01
XXVII—Animal Husbandry	48·89	40·38	33—Animal Husbandry	2,76·33	2,74·34
XXVIII—Co-operation	13·58	11·17	34—Co-operation	1,35·85	1,65·81
XXIX—Industries	17·52	17·12	35—Industries	1,12·51	1,21·40
XXXI—Community Development Projects, National Extension Service and Local Development Works	9·35	11·96	37—Community Development Projects, National Extension Service and Local Development Works	6,16·70	7,60·50
			38—Labour and Employment	31·65	33·78
XXXII—Miscellaneous Social and Developmental Organisations	2,16·09	2,59·98	39—Miscellaneous Social and Developmental Organisations	4,33·94	6,90·10
Total—D—Social and Developmental Services	5,65·52	6,49·83	Total—D—Social and Developmental Services	65,98·78	80,03·46

STATEMENT NO. 1—SUMMARY OF TRANSACTIONS—Contd.

Receipts	Actuals (In lakhs of rupees)		Disbursements	Actuals (In lakhs of rupees)	
	1971-72	1972-73		1971-72	1972-73
1	2	3	4	5	6
<i>E—Multipurpose River Schemes, Irrigation and Electricity Schemes—</i>			<i>E—Multipurpose River Schemes, Irrigation and Electricity Schemes—</i>		
XXXIII—Multipurpose River Schemes	4.52	25.21	42—Multipurpose River Schemes	6,04.49	6,25.60
XXXIV—Irrigation, Navigation, Embankment and Drainage Works (Commercial)	55.70	60.40	43—Irrigation, Navigation, Embankment and Drainage Works (Commercial)	4,81.25	5,09.92
XXXV—Irrigation Navigation, Embankment and Drainage Works (Non-Commercial)	10.09	7.70	44—Irrigation, Navigation, Embankment and Drainage Works (Non-Commercial)	2,19.95	1,58.83
XXXVI—Electricity Schemes	50.74	1,56.06	45—Electricity Schemes	49.06	78.89
Total—E—Multipurpose River Schemes, etc.	1,21.05	2,49.37	Total—E—Multipurpose River Schemes, etc.	13,54.75	14,13.24
<i>F—Public works (including Roads) and Schemes of Miscellaneous Public Improvements—</i>			<i>F—Public Works (including Roads) and Schemes of Miscellaneous Public Improvements—</i>		
XXXVII—Public Works	1,25.25	1,83.67	50—Public Works	10,69.85	11,44.16
Total—F—Public Works	1,25.25	1,83.67	Total—F—Public Works	10,69.85	11,44.16
<i>G—Transport and Communications (Other than Roads)—</i>			<i>G—Transport and Communications (other than Roads)—</i>		
XXXIX—Ports and Pilotage	0.79	0.28	53—Ports and Pilotage	3.54	4.03
XLIII—Road and Water Transport Schemes	3,50.10	3,80.92	57—Road and Water Transport Schemes	3,27.21	3,32.31
Total—G—Transport and Communications, (Other than Roads)	3,50.89	3,81.20	Total—G—Transport and Communications (Other than Roads)	3,30.75	3,36.34

STATEMENT NO. 1—SUMMARY OF TRANSACTIONS—*Contd.*

Receipts	Actuals (In lakhs of rupees)		Disbursements	Actuals (In lakhs of rupees)	
	1971-72	1972-73		1971-72	1972-73
1	2	3	4	5	6
<i>I—Miscellaneous—</i>			<i>I—Miscellaneous—</i>		
			64—Famine Relief	16,29·14	14,59·72
XLVIII—Contributions and Recoveries towards pensions and other retirement benefits	13·48	18·83	65—Pensions and other retirement benefits	1,42·75	1,47·16
			66—Territorial and political pensions	6·52	15·16
			67—Privy purses and allowances of Indian Rulers	1·79	1·45
XLIX—Stationery and Printing	47·76	42·36	68—Stationery and Printing	1,32·00	1,51·08
LI—Forest ..	7,91·31	7,96·56	70—Forest ..	2,65·20	2,83·06
LII—Miscellaneous ..	86·86	91·07	71—Miscellaneous	3,79·84	5,25·01
Total—I—Miscellaneous	9,39·41	9,48·82	Total—I—Miscellaneous	25,57·24	25,82·64
			<i>II—Miscellaneous Capital Account within the Revenue Account—</i>		
			72—Commutation of pensions	5·20	6·15
			Total—II—Miscellaneous Capital Account, etc.	5·20	6·15
<i>J—Contributions and Miscellaneous Adjustments—</i>			<i>J—Contributions and Miscellaneous Adjustments—</i>		
LV—State's share of Union Excise duties	20,33·14	24,05·49			
LVI—Grants-in-aid from Central Government	44,21·95	48,26·97			
LVII—Miscellaneous adjustments between Central and State/Union Territory Governments	2·08	0·06			
LVIII—Dividends, etc. from Commercial and other Undertakings	11·40	10·06			

STATEMENT NO. 1—SUMMARY OF TRANSACTIONS—*Contd.*

Receipts	Actuals (In lakhs of rupees)		Disbursements	Actuals (In lakhs of rupees)	
	1971-72	1972-73		1971-72	1972-73
1	2	3	4	5	6
			76—Other Miscellaneous Assignments and Compensations	1,93·15	1,73·36
Total—J—Contributions and Miscellaneous adjustments	64,68·57	72,42·58	Total—J—Contributions and Miscellaneous adjustments	1,93·15	1,73·36
Total—R e v e n u e Receipts	151,32·01	168,13·49	Total—Expenditure on R e v e n u e Account	175,08·39	192,78·12
Revenue deficit ..	23,76·38	24,64·63	Revenue surplus

(2) CAPITAL

Capital Expenditure outside the Revenue Account (figures for each major head are given in statement no. 2)	29,86·79	32,06·93
--	----------	----------

(3) DEBT

<i>O—Public Debt—</i>			<i>O—Public Debt—</i>		
Permanent Debt ..	7,75·94	9,42·77	Permanent Debt ..	2,79·11	5,57·73
Floating Debt ..	14,46·41	46,68·51	Floating Debt ..	9,24·79	53,78·13
Loans from the Central Government	63,33·79	92,58·95	Loans from the Central Govern- ment	30,07·57	40,53·19
Other Loans ..	2,74·15	4,71·34	Other Loans ..	65·72	92·92
Total ..	88,30·29	153,41·57	Total ..	42,77·19	100,81·97
<i>Q—Loans and Advances by the State/Union territory Govern- ments—</i>			<i>Q—Loans and Advances by the State/Union terri- tory Government—</i>		
Recoveries of Loans and Advances	4,17·73	5,62·06	Loans and Advances	17,78·52	11,62·29
Total ..	4,17·73	5,62·06	Total ..	17,78·52	11,62·29
Total—Part I—Conso- lidated Fund	243,80·03	327,17·13	Total—Part I—Con- solidated Fund	265,50·89	337,29·31

STATEMENT NO. 1—SUMMARY OF TRANSACTIONS—Contd.

Receipts	Actuals (In lakhs of rupees)		Disbursements	Actuals (In lakhs of rupees)	
	1971-72	1972-73		1971-72	1972-73
1	2	3	4	5	6
PART II—CONTINGENCY FUND					
Contingency Fund	13·19	1·90	Contingency Fund	1·90	25·99
		(a)			(b)
Total—Part II—Contingency Fund	13·19	1·90	Total—Part II—Contingency Fund	1·90	25·99
PART III—PUBLIC ACCOUNT					
DEBT (OTHER THAN THOSE MENTIONED IN PART I) AND DEPOSITS					
<i>S—Unfunded Debt—(A)</i>			<i>S—Unfunded Debt—(A)</i>		
State Provident Funds	6,41·15	7,54·19	State Provident Funds	3,00·68	3,72·73
Total—S—Unfunded Debt.	6,41·15	7,54·19	Total—S—Unfunded Debt	3,00·68	3,72·73
<i>T—Deposits and Advances—(B)</i>			<i>T—Deposits and Advances—(B)</i>		
Deposits bearing interest—			Deposits bearing interest—		
Reserve Funds ..	44·62	42·86	Reserve Funds ..	55·66	70·76
Deposits not bearing interest—			Deposits not bearing interest—		
Sinking Funds—			Sinking Funds—		
Appropriation for reduction or avoidance of debt	7,34·14	8,61·66	Appropriation for reduction or avoidance of debt	4,12·55	6,28·20
Investment Account	85·14	3,09·53	Investment Account	1,87·28	3,12·00
Reserve Funds—			Reserve Funds—		
Reserve Funds ..	1,79·83	1,82·53	Reserve Funds ..	2,47·46	1,91·33
Investment Account ..	30·00	..	Investment Account
Other Deposit Accounts	51,96·30	51,57·49	Other Deposit Accounts	50,98·75	49,04·77
Advances not bearing interest	5,78·81	6,42·75	Advances not bearing interest.	5,48·16	5,89·38
Suspense ..	104,92·69	78,50·44	Suspense ..	106,17·81	89,79·92
Miscellaneous ..	4,12·55	6,28·20	Miscellaneous ..	(c)	(d)
Total—Deposits and Advances	177,54·08	156,75·46	Total—Deposits and Advances	171,67·67	1,56,76·36

(a) Represents recoupment during 1972-73 of expenditure from the Contingency Fund during 1971-72 under the following heads of accounts :—

	(Rs. lakhs)
30—Public Health	.. 0·34
71—Miscellaneous	.. 1·56

(b) Represents expenditure incurred from the Contingency Fund during 1972-73 which remain unrecouped till the close of that year.

	(Rs. lakhs)
96—Capital Outlay on Industrial and Economic Development.	2·00
99—Capital Outlay on Irrigation, Navigation Embankment and Drainage Works (Commercial).	1·99
Q—Loans and Advances, etc	22·00

(A) A more detailed account is given in statement no. 17.

(B) A more detailed account is given in statement no. 16.

(c) Rs. 4 only

(d) Rs. 286 only

STATEMENT NO. 1—SUMMARY OF TRANSACTIONS—Contd.

Receipts	Actuals (In lakhs of rupees)		Disbursements	Actuals (In lakhs of rupees)	
	1971-72	1972-73		1971-72	1972-73
1	2	3	4	5	6
<i>U—Remittances—</i>			<i>U—Remittances—</i>		
Remittances ..	86,01·89	109,81·20	Remittances ..	87,36·30	118,66·50
Total—Part III— Public Account	269,97·12	274,10·85	Total—Part III— Public Account.	262,04·65	279,15·59
Total—Receipts ..	513,90·34	601,29·88	Total—Disbursement	527,57·44	616,70·89
Opening Cash Balance	7,43·95	—6,23·15	Closing Cash Balance.	—6,23·15	—21,64·16 (e)
Grand Total ..	521,34·29	595,06·73	Grand Total ..	521,34·29	595,06·73

Explanatory Notes

1. *Receipts from Government of India*—The revenue receipts of Rs. 168·13 crores in 1972-73 includes Rs. 90·33 crores received from the Government of India as indicated below—

	(In crores of rupees)
(i) Share of net proceeds of divisible Union taxes—	
(a) Taxes on Income other than Corporation Tax	18·01
(b) Union Excise Duties	24·05
Total	42·06
(ii) Grants-in-aid under Article 275 (i) of the Constitution	20·75
(iii) Grants-in-aid in lieu of tax on Railway Passenger Fares	0·38
(iv) Grants for State Plan Schemes	9·42
(v) Assistance for natural calamities	3·72
(vi) Other grants-in-aid for different purposes and schemes	14·00
Total	90·33

2. *Taxation changes during the year*—Government anticipated at the budget stage additional revenue of Rs. 1·75 crores from (i) tax on agricultural land on a graduated scale, (ii) re-introduction of compulsory basic water rate envisaged in the Orissa Irrigation Act and rules and (iii) increase in royalty on minor forest produce and minor minerals. Government intimated that measures (i) and (ii) did not materialise during 1972-73. Revenue realised from the other measure was Rs. 0·05 lakh against Rs. 0·25 lakh anticipated.

cash balance

(e) The closing balance comprises of Rs. 46·11 lakhs in treasuries and overdraft of Rs. 22,10·27 lakhs from the Reserve Bank of India (c. f. also statement no. 7).

3. *Revenue Receipts*—The increase of Rs. 16.81 crores in the revenue receipts (from Rs. 151.32 crores in 1971-72 to Rs. 168.13 crores in 1972-73) was mainly due to :—

Major head	Increase (Rupees in crores)	Reasons
(1) Grants-in-aid from Central Government	4.05	Increase in assistance for natural calamities, State Plan Schemes and other grants for different purposes and schemes.
(2) Sales Tax	3.74	Increased receipts from Central and State Sales Tax Acts.
(3) State's share of Union Excise Duties	3.72	Increase in States Share of Union Excise Duties.
(4) Taxes on Income other than Corporation Tax	1.06	Increase in share of net proceeds assigned to the State.
(5) Electricity Schemes	1.05	Increase was on realisation of arrears from Orissa State Electricity Board towards sale of power.

4. *Expenditure met from Revenue*—The increase of Rs. 17.70 crores in expenditure on revenue account (from Rs. 175.08 crores during 1971-72 to Rs. 192.78 crores during 1972-73) was mainly under—

Major head etc.	Actuals		Increase
	1971-72 (In crores of rupees)	1972-73	
(1) Agriculture	7.97	12.37	4.40
Increase was mainly on agricultural production programme and payment of additional dearness allowance at higher rates to Government servants.			
(2) Education	27.36	30.56	3.20
Increase was mainly on payment of additional dearness allowance at higher rates to Government employees and to employees of local bodies and aided educational institutions.			
(3) Miscellaneous Social and Developmental Organisations	4.34	6.90	2.56
Increase mainly on special welfare schemes.			
(4) Miscellaneous	3.80	5.25	1.45

Increase mainly due to more grants paid to local bodies, on CARE Programme and special nutrition programme and on contribution to Government of India from levies for the relief of the refugees.

**STATEMENT No. 2—CAPITAL OUTLAY OUTSIDE THE
REVENUE ACCOUNT**

(i) *Progressive Capital Outlay to end of 1972-73*

Major head of account	Expenditure upto 1971-72	Expenditure during 1972-73	Total
1	2	3	4
(In lakhs of rupees)			
1. 94—Capital Outlay on Improvement of Public Health	4,17.22	45.61	4,62.83
2. 95—Capital Outlay on Schemes of Agricultural Improvement and Research	20,96.71	4,96.89	25,93.60
3. 96—Capital Outlay on Industrial and Economic Development	44,84.80	4,62.38	49,47.18
4. 98—Capital Outlay on Multipurpose River Schemes	112,70.04	9,76.72	122,46.76
5. 99—Capital Outlay on Irrigation, Navigation, Embankment and Drainage Works (Commercial)	71,03.48	4,80.59	75,84.07
6. 100—Capital Outlay on Irrigation, Navigation, Embankment and Drainage Works (Non-Commercial)	8,61.54	1,11.60	9,73.14
7. 101—Capital Outlay on Electricity Schemes ..	4,37.70	—39.39 (a)	3,98.31
8. 103—Capital Outlay on Public Works ..	81,60.82	5,86.20	87,47.02
9. 109—Capital Outlay on Other Works ..	5,59.35	22.45	5,81.80
10. 110—Capital Outlay on Ports ..	16,81.63	1.70	16,83.33
11. 114—Capital Outlay on Road and Water Transport Schemes	2,83.38	25.78	3,09.16
12. 119—Capital Outlay on Forests ..	2,58.74	30.06	2,88.80
13. 124—Capital Outlay on Schemes of Government Trading	—2,03.14	6.34	—1,96.80 (b)
14. 125—Appropriation to the Contingency Fund	2,00.00	..	2,00.00
Total	.. 376,12.27	32,06.93	408,19.20

(a) *Minus* expenditure was under Talcher Thermal Scheme and was due to credits to the scheme being more than the expenditure during the year.

(b) The *minus* figure was due to receipts from sale of foodgrains, etc. being more than the amount paid for purchase, etc. of foodgrains.

*Explanatory Notes***1. Capital Outlay on Industrial and Economic Development—**

The details of Government investments in (i) statutory corporations, (ii) Government companies, (iii) joint stock companies and (iv) co-operative institutions are given in statement no. 14.

Seven companies in which Government had invested Rs. 8.72 lakhs are under liquidation. Eleven other companies in which Government had invested Rs. 17.66 lakhs have been liquidated. Some co-operative societies are under liquidation; complete information about realisation or write off of Government investment in those companies /societies is awaited (October 1973).

In 1972-73 Government invested Rs. 4.17 crores in shares of statutory corporations (Rs. 0.01 crore), Government companies (Rs. 1.70 crores), joint stock companies (Rs. 0.19 crore) and co-operative institutions (Rs. 2.27 crores). In addition Rs. 0.53 crore were invested in debentures of the Orissa Co-operative Land Development Bank.

The total investment of Government in the share capital and debentures of different concerns at the end of 1970-71, 1971-72 and 1972-73 were Rs. 41.11 crores, Rs. 45.40 crores and Rs. 50.10 crores respectively. Dividend and interest received therefrom was Rs. 10.24 lakhs (0.25 per cent) and Rs. 11.41 lakhs (0.25 per cent) and Rs. 10.06 lakhs (0.20 per cent) respectively. Further details are given in Appendix I.

2. Capital Outlay on Multipurpose River Schemes—Of the multipurpose river schemes Hirakud Dam Project (Stages I and II) has been completed. The capital invested thereon up to 1972-73 (excluding indirect charges) was Rs. 69.37 crores. The loss on its working during the year was Rs. 2.52 crores after providing interest charges (Rs. 1.93 crores) on capital outlay. Detailed account showing the financial results of these projects and other Irrigation works is given in statement no. 3 (i).

3. Capital Outlay on Electricity Schemes—With the formation of the State Electricity Board from 1st March 1961, all completed transmission and distribution systems and generation assets of Hirakud system and Talcher thermal scheme have been transferred to the State Electricity Board. Allocation of Capital Outlay between the Orissa Electricity Board and Government has not been finalised. Capital expenditure of Rs. 65.50 crores was transferred to the Board in 1964-65 (Rs. 16.72 crores), 1966-67 (Rs. 0.73 crore), 1969-70 Rs. 17.24 crores) and 1970-71 (Rs. 30.81 crores) and has been treated as loan to it.

4. Proforma accounts for 1972-73/1972 of departmentally managed undertakings, the expenditure on which is shown in the table below have not yet been prepared (October 1973) Preparation of *pro forma* accounts of some of the departmental undertakings has been delayed by one year to eight years.

A summary of the financial results of the working of the departmentally managed Government undertakings as disclosed in the latest available *pro forma* accounts is given below—

Undertaking	Major head under which accounted for	Year of account	Capital employed	Profit (+) or Loss (-)	Percentage of profit or loss in relation to capital employed
(1)	(2)	(3)	(4)	(5)	(6)
(In lakhs of rupees)					
1. Government Leather Industry s-c u m-Tannery, Titilagarh	35—Indust r i e s/ 96—Capital Outlay on Industrial and Economic Development	1969-70	9.62	+0.49	5.09
2. Government Tannery, Boudh	Ditto	1969-70	5.43	-0.34	6.26
3. Government Raniganj Pattern Tile Factory, Balasore	Ditto	1971-72	0.66	-0.10	15.15
4. Government Tile Factory, Kendrapara	Ditto	1966-67	1.35	-0.17	12.59
5. Government Tile Factory, Panikoili	Ditto	1966-67	1.23	-0.09	7.32
6. Government Shoe Factory, Cuttack	35—Industries/ —Industries	XXIX 1970-71	4.92	+0.45	9.22
7. Production Centre for development of Ceramic Industry, Cuttack	Ditto	1966-67	3.64	-0.12	3.30
8. K. S. Potteries Development, Jharsuguda	Ditto	1969-70	5.53	-0.27	4.88
9. Cold Storage Plant, Cuttack	31—Agriculture/ 96—Capital Outlay on Industrial and Economic Development.	1969	6.88	-1.30	18.90
10. Cold Storage Plant, Sambalpur	Ditto	1965	5.30	+0.46	8.58
11. Cold Storage Plant, Bhubaneswar	Ditto	1965	10.85	+1.49	13.77
12. State Transport Service	114—Capital Outlay on Road and Water Transport Schemes/ XLIII/57-Road and Water Transport Schemes	1966-67	1,48.85	+28.66	19.33
13. Grain Purchase Scheme	71—Miscellaneous/ 124—Capital Outlay on Schemes of Government Trading	1965-66	3,92.42	-17.20	4.38
14. Grain Supply Scheme	Ditto	1962-63	1,99.90	+0.46	0.23
15. Cloth and Yarn Purchase Scheme	Ditto	1964-65	11.58	+0.03	0.26
16. Scheme for trading in iron ore from Paradeep Port	124—Capital Outlay on Schemes of Government Trading	1966-67	26.08	+3.94	15.13

STATEMENT No. 2—CAPITAL OUTLAY OUTSIDE THE REVENUE ACCOUNT

(ii) Revenue expenditure temporarily capitalised

Major head	Amount capitalised		Amount written back to revenue/ treated as loan		Amount outstanding to be written back to Revenue or to be treated as loan
	During 1972-73	To end of 1972-73	During 1972-73	To end of 1972-73	
	2	3	4	5	
	(In lakhs of rupees)				
1. 94—Capital Outlay on Improvement of Public Health—Grants for Municipal Water-Supply and drainage schemes	73·97	7,04·41(a)	28·35	2,41·51	4,62·90
2. 98—Capital Outlay on Multipurpose River Schemes—					
(i) Hirakud Dam Project—Stage I—Capitalised interest	..	16,23·84	16,23·84
(ii) Hirakud Subsidiary Power House Project—Capitalised interest	..	16·97	16·97
Total	16,40·81	16,40·81
3. 99—Capital Outlay on Irrigation, Navigation, Embankment and Drainage Works (Commercial)—Delta Irrigation Scheme—Capitalised interest	..	2·55	2·55
4. 103—Capital Outlay on Public Works—Grants to Municipalities and Notified Area Committees for improvement of roads	8·00	74·01	3·24	39·44	34·57
5. 109—Capital Outlay on other Works—					
(i) Grants to Zilla Parishads and Panchayat Samities for development of rural communications	..	17·99	..	17·99	..
(ii) Grants to Grama Panchayats for construction and repair of grain golas	..	5·46	..	5·46	..
(iii) Grants for construction of Panchayat Bhawans at district headquarters	..	3·36	3·36
(iv) Grants to Panchayat Samities for Anchal Road Communications	..	15·25	5·00	11·55	3·70
Total	42·06	5·00	35·00	7·06
Grand Total ..	81·97	24,63·84 (a)	36·59	3,15·95	21,47·89

(a) Includes Rs. 0·07 lakh corrected *pro forma* vide footnote (a) at page 90.

Explanatory Notes

1. 94—*Capital Outlay on Improvement of Public Health—Grants for municipal water-supply and drainage schemes*—According to the orders of Government, two-thirds of the expenditure on urban water supply and drainage scheme of local bodies are grants to be temporarily capitalised and written back to revenue (under major head “30—Public Health” in twelve years beginning from 1960-61. The remaining one-third is to be treated as loan to the local bodies. Out of Rs. 7,04.41 lakhs temporarily capitalised upto 1972-73, Rs. 2,05.99 lakhs have been written back to revenue and Rs.35.52 lakhs treated as loan to the local bodies.

2. (i) *Hirakud Dam Project—Stage I*—From 1948-49 upto the completion of the project in 1959-60 interest charges on the loans obtained from the Government of India for construction of the project were paid by debit to capital. The revenue account of the project was opened from the 1st April 1960. It was decided by Government (August 1965) that as no revenue surplus has been derived from the project and as there is also no hope of getting any revenue surplus from the project, the capitalised interest may not be written back to revenue.

(ii) *Hirakud subsidiary power house project Stage II*—Interest charged to capital for this project represents interest allocated to works pertaining to Stage II of the project before it was taken up as an independent project. The revenue account of this project was opened from April 1964. It was decided by Government (August 1965) that as there is no hope of getting any surplus revenue from the project, the capitalised interest may not be written back to revenue.

3. *Delta Irrigation scheme*—Interest charged to capital represents interest allocated to works undertaken which now form part of Delta Irrigation Scheme before it was taken up as part of Hirakud Dam Project. The revenue account of this scheme was opened from April 1966.

4. 103—*Capital Outlay on Public Works—Grants to Municipalities and notified area committees for improvement of roads*—According to the orders of Government (January 1970), the expenditure on road development programme of local bodies is treated as grant to be temporarily capitalised and written back to revenue (under major head “50—Public Works”) in twelve years beginning from 1960-61. Rupees 39.44 lakhs have been written back to revenue as against Rs. 74.01 lakhs capitalised up to 1972-73.

5. 109—*Capital Outlay on other works*—According to the orders of Government (December 1965) the total capitalised expenditure of Rs. 42.06 lakhs on grants-in-aid is to be written back to revenue over a period of twelve years from 1966-67. Of that, Rs. 35.00 lakhs have been written back to revenue up to 1972-73.

STATEMENT No. 3(i)-FINANCIAL

Sl. no.	Name of the project	Capital outlay during 1972-73			Capital outlay to end of 1972-73			Revenue receipts during 1972-73			
		Direct	Indirect	Total	Direct	Indirect	Total	Direct (public works receipts)	Indirect (receipts)	Total	
1	2	3	4	5	6	7	8	9	10	11	
		(In lakhs of rupees)			(In lakhs of rupees)			(In lakhs of rupees)			
<i>A—Irrigation Works—</i>											
<i>Productive—</i>											
1.	Hirakud Dam Project (Stage I and II)	—0·88	0·02	—0·86	69,36·99	52·05	69,89·04	23·65	..	23·65	
2.	Delta Irrigation Scheme	2,51·39	1·97	2,53·36	39,50·24	38·19	39,88·43	(a)	..	(a)	
<i>Unproductive—</i>											
3.	Salandi Irrigation Project	6·37	—	6·37	14,08·37	12·77	14,21·14	(a)	..	(a)	
4.	Orissa Canal Project	..	—	..	2,76·18	0·44	2,76·62	60·40	..	60·40	
5.	Rushikulya System	53·04	3·11	56·15	(a)	..	(a)	
6.	Bahuda Irrigation Project	10·60	0·09	10·69	1,16·88	1·06	1,17·94	(a)	..	(a)	
7.	Budha Budhani Irrigation Project	0·86	0·01	0·87	1,53·61	1·43	1,55·04	(a)	..	(a)	
8.	Salki Irrigation Project	8·50	0·08	8·58	1,69·78	1·51	1,71·29	(a)	..	(a)	
9.	Darjang Irrigation Project	13·39	0·12	13·51	3,98·34	3·66	4,02·00	(a)	..	(a)	
10.	Hiradharbati Irrigation Project	0·82	0·01	0·83	39·39	0·38	39·77	(a)	..	(a)	
11.	Dhanai Irrigation Project	2·14	0·02	2·16	1,56·13	1·60	1,57·73	(a)	..	(a)	
12.	Salia Irrigation Project	1·28	0·01	1·29	3,45·06	3·19	3,48·25	(a)	..	(a)	
	Total	..	2,94·47	2·33	2,96·80	140,04·01	1,19·39	141,23·40	84·05	..	84·05

(a) Information about revenue receipts from the projects has not been received except in respect of Orissa Canal Project and Hirakud Dam Project (Stages I and II) (c.f. explanatory note 2 below).

RESULTS OF IRRIGATION WORKS

Revenue foregone or remission of revenue during 1972-73	Total Revenue during 1972-73 (Cols. 11 + 12)	Working expenses and maintenance during 1972-73			Net Revenue excluding interest		Net profit or loss after meeting interest		
		Direct	Indirect	Total	Surplus of revenue (col. 13) over expenditure (col. 16) (+) or excess of expenditure (col. 16) over Revenue (col. 13) (-)	Rate per cent on capital outlay to end of 1972-73	Interest on direct capital outlay	Surplus of Revenue over expenditure (+) or excess of expenditure over revenue (-)	Rate per cent on capital outlay to end of the year
		14	15	16	17	18	19	20	21
	(In lakhs of rupees)	(In lakhs of rupees)			(In lakhs of rupees)				
..	23.65	82.11	0.55	82.66	-59.01	-0.85	1,93.49	-2,52.50	-3.61
..	(a)	32.41	0.28	32.69	-32.69	-0.82	2,20.01	-2,52.70	-6.34
..	(a)	10.23	0.09	10.32	-10.32	-0.90	80.91	-91.23	-6.14
..	60.40	31.60	0.24	31.84	+28.56	+10.31	9.03	+19.53	+7.05
..	(a)	12.72	0.11	12.83	-12.83	-22.91	1.82	-14.65	-26.16
..	(a)	-0.19	0.01	-0.18	+0.18	+0.15	6.37	-6.19	-5.16
..	(a)	0.87	0.01	0.88	-0.83	-0.57	8.81	-9.69	-6.25
..	(a)	2.95	0.03	2.98	-2.98	-1.74	9.52	-12.50	-7.31
..	(a)	1.28	0.01	1.29	-1.29	-0.32	22.52	-23.81	-5.92
..	(a)	0.82	0.01	0.83	-0.83	-2.09	2.24	-3.07	-7.72
..	(a)	1.28	0.01	1.29	-1.29	-0.81	8.89	-10.18	-6.45
..	(a)	0.97	0.01	0.98	-0.98	-0.28	19.81	-20.79	-5.97
..	84.05	1,77.05	1.36	1,78.41	-94.36	-0.67	5,83.42	6,77.78	-4.80

Explanatory Notes

1. Financial results of minor irrigation schemes have not been shown in this statement.
2. The net loss expressed as a percentage of capital outlay to end of 1972-73 is 4.80. The irrigation projects which have been declared as commercial undertakings are mentioned above and fourteen other major and medium irrigation projects are under execution.
3. *Collection of water rates*—According to the rules framed by Government in November 1961 for assessment and realisation of water rates, they are now being assessed and collected by the revenue authorities, gross collections being accounted for under the major head "IX—Land Revenue". The question of prescribing a procedure for transferring the net collections to the irrigation major heads and allocation of the revenue collected to the individual schemes opened to service was taken up with Government in 1968. Final decision of Government is awaited.
4. *Non-assessment of betterment levy and water charges*—Betterment charges have not been levied on the lands irrigated by the canals of the irrigation schemes as no legislation for its levy has yet been enacted.
5. *Productive and unproductive works*—Works in Irrigation department are classified as "Productive" or "Unproductive" according as the net revenue (gross revenue less working expenses) derived from each work on the expiry of ten years from the closure of construction estimate covers or does not cover the prescribed annual interest charges on the capital invested.

The productivity test involves certain *pro forma* adjustments which do not appear in the regular Government accounts. If a work classed as "Productive" fails to yield the prescribed return for three successive years, it is classified as "Unproductive" class. Similarly, if a work classified as "Unproductive" yields for three successive years the prescribed return, it is transferred to "Productive" class. The prescribed return is 4 per cent on power and 3 per cent on irrigation for Hirakud Dam Project Stage-I, 4 per cent for Orissa canal Project and Rushikulya System, 4.5 per cent for Salandi Irrigation Project, Dhanaj Irrigation Project, Salki Irrigation Project, Darjang Irrigation Project, Budha-Budhiani Irrigation Project and 3.75 per cent for Delta Irrigation Scheme.

No separate rates have been fixed for Hirakud Dam Project, Stage-II, Bahuda Irrigation Scheme, Hiradharbati Irrigation Scheme and Salia Irrigation Scheme.

Stages I and II of Hirakud Dam Project have been classified as "Productive" from 1966-67. The other major and medium irrigation schemes have been classified as "Unproductive".

3 (ii)—FINANCIAL RESULTS OF ELECTRICITY SCHEMES

Government had undertaken the Machkund Hydro-Electric (Joint) Scheme in 1944 jointly with Government of Andhra Pradesh with equal rights. Subsequently it was decided that Government of Orissa should transfer 20 per cent of its rights to Government of Andhra Pradesh for 99 years in lieu of which the latter should pay compensation to the former according to the terms and conditions agreed upon between the two Governments. During the construction period, Orissa and Andhra Pradesh are to bear 30 per cent and 70 per cent respectively of the capital expenditure. The capital invested by Government of Orissa to end of 1958-59 was Rs. 4,62.64 lakhs. Debits raised by Government of Andhra Pradesh for Rs. 63.19 lakhs representing Orissa's share (30 per cent) of the capital expenditure during 1959-60 to 1972-73 have not been accepted by Government of Orissa.

With the formation of the Orissa State Electricity Board from March 1961, all completed transmission and distribution systems and generating assets of Hiraikud system and Talcher Thermal Scheme have been transferred to the Board. Government has retained under it the Machkund Hydro-Electric (Joint) Scheme.

The actual receipts from sale of power and miscellaneous revenue of the Machkund Hydro-Electric (Joint) Scheme were Rs. 1,56.06 lakhs in 1972-73 against working expenses of *minus* Rs. 10.64 lakhs (exclusive of interest charges on capital provided by Government). Gross receipt from the scheme and the working expenses exclusive of interest on capital to end of 1972-73 were Rs. 7,32.09 lakhs and Rs. 3,00.94 lakhs respectively.

STATEMENT No.4—DEBT POSITION

(i) Statement of Borrowings

Nature of Debt	Balance on the 1st April 1972	Receipt during the year	Repayment during the year	Balance on the 31st March 1973	Net increase (+) or decrease (—)
1	2	3	4	5	6
(In crores of rupees)					
I— Public Debt					
Permanent Debt ..	70.21	9.43	5.58	74.06 (a)	+3.85
Floating Debt ..	7.10	46.68	53.78	..	—7.10
Loans from the Central Government	417.67	92.59	40.53	469.73	+52.06
Other Loans ..	15.32	4.72	0.93	19.11	+3.79
Total—Public Debt ..	510.30	153.42	100.82	562.90	+52.60
II— Unfunded Debt ..	23.58	7.54	3.73	27.39	+3.81
Grand Total ..	533.88	160.96	104.55	590.29	+56.41

No law under Article 293 of the Constitution has been passed by the Legislature of the State laying down the limit within which Government may borrow on the security of the Consolidated Fund of the State.

Further details of debt and other interest bearing obligations are given in statement no.17.

(a) Excludes Rs. 0.04 crore received on account of Orissa Government Loans raised during 1972-73 and earlier years lying under "T—Deposits and Advances—Civil Deposits" pending transfer to this head on issue of scrips.

Explanatory Notes

(1) *Total Debt*—The total indebtedness of the State Government increased by Rs. 56·41 crores during 1972-73 to Rs. 590·29 crores.

The total repayment of debt during the year was Rs. 100·82 crores. Of that Rs. 0·93 crore repaid to the Reserve Bank of India, National Co-operative Development Corporation and Life Insurance Corporation of India were charged to revenue.

(2) *Permanent Debt*—These are long-term loans raised from the open market. During the year Government raised a loan of Rs. 9·36 crores. This bears 5½ per cent interest and is repayable at par in 1984. Out of Rs. 9·36 crores realised, Rs. 5·54 crores were realised in cash and the remaining amount by conversion of 4½ per cent Orissa Government Loan 1972. Out of Rs. 0·12 crore received as subscription to the loans raised during 1971-72 and the earlier years lying under "T-Deposits and Advances—Civil Deposits" at the end of 1971-72, Rs. 0·08 crore were transferred to the loan heads during 1972-73. The balance of Rs. 0·04 crore would be transferred to the loan heads on issue of scrips.

The repayment of Rs. 5·58 crores represents discharge of expired loans to the extent tendered for discharge during the year.

Full particulars of outstanding loans of Rs. 74·06 crores under this head will be found in statement no. 17.

Arrangements for amortisation—In accordance with the notifications for the open market loans raised by the Government, the following provisions for amortisation of each loan are to be made annually beginning with the financial year immediately following that in which the loan was raised.

(a) *Depreciation Fund*—A sum equal to 1½ per cent of total nominal amount of loans raised upto 1970-71 is to be set apart annually to form a depreciation fund for purchasing the securities of the loans for cancellation. A sum at the same rate is to be set apart to the depreciation fund, if necessary, for purchasing securities of the loan raised during 1971-72 in the event of any depreciation in the prices of the loan. No such provision was made for the loan raised during 1972-73.

(b) *Sinking Fund*—In addition to the annual contributions to the respective depreciation funds, an annual contribution is made to the sinking fund for amortisation of the loans at such rates as Government may decide from time to time.

The balances in the two funds at the commencement and at the end of 1972-73 are given below :—

	Balance on 1st April 1972	Additions during the year	Withdrawals during the year	Balance on 31st March 1973
1	2	3	4	5
(In lakhs of rupees)				
Depreciation Fund..	4,08·39	81·46	70·69	4,19·16
Sinking Fund ..	30,93·38	5,63·41	5,57·50	30,99·29
Total ..	35,01·77	6,44·87	6,28·19	35,18·45

Rupees 13,71.29 lakhs out of the total balance in the funds have been invested in securities. Of that, Rs. 4,52.30 lakhs have been invested in securities of Government of India, Rs. 5,65.79 lakhs in securities of other States and Rs. 3,53.20 lakhs in debentures and bonds of Orissa Co-operative Land Development Bank, Electricity Boards of Orissa and Other States and Ahmedabad Municipal Corporation.

The withdrawal of Rs. 6,28.19 lakhs from the funds during the year represents amount transferred from the sinking fund of Orissa Government Loan 1972 to Miscellaneous Government Account on maturity of loan.

The annexure to statement no. 19 shows further particulars of depreciation funds, contributions from the State revenues to sinking fund and investments out of accumulations in the sinking fund of the respective loans.

(3) *Floating Debt*—The balance of Rs. 7.10 crores on the 1st April 1972 comprised ways and means advances of Rs. 5.30 crores from the Reserve Bank which were repaid between 4th and 25th April 1972 and overdrafts of Rs. 1.80 crores availed of by Government which were repaid on 22nd April 1972.

Ways and means advances of Rs. 32.05 crores were availed of by Government from the Reserve Bank of India during 1972-73 which were repaid during the same year.

Overdrafts of Rs. 14.64 crores were availed of by Government during 1972-73 in April 1972 (Rs. 8.64 crores) January 1973 (Rs. 0.09 crore), February 1973 (Rs. 0.20 crore) and March 1973 (Rs. 5.71 crores) which were all repaid during 1972-73.

(4) *Loans from the Government of India*—A statement of loans taken by the State Government is given in statement no. 17.

Government has made the following amortisation arrangements for repayment of loans taken from Government of India as its share out of market borrowings in 1963 (in lieu of open market loans 1975) and for industrial housing scheme.

Share out of open market borrowings in 1983—A contribution is made to the sinking fund for amortisation of the loan (repayable in 1975) at such rate as Government may decide from time to time. No contributions were made to the sinking fund upto 1968-69. Rupees 1,16.14 lakhs were contributed from revenues to the sinking fund during 1972-73. The balance in the fund at the end of 1972-73 was Rs. 4,64.57 lakhs.

Industrial Housing Scheme—An amount equivalent to the actual recoveries made from the industrialists is transferred to a sinking fund. The balance in the fund at the end of 1972-73 was Rs. 16.70 lakhs. Of that Rs. 9.70 lakhs were invested in the securities of Government of India.

The annexure to statement no. 19 shows further particulars of contributions from the State revenues to the sinking fund and investment out of accumulations in the sinking fund.

Rehabilitation Loans—The revised terms decided by the Government of India in August 1959 for repayment of relief and rehabilitation loans have been accepted by the State Government. Rupees 90.74 lakhs and Rs. 31.25 lakhs on account of principal and interest respectively were due for repayment on 31st March 1973 according to these terms and conditions. The State Government is, however, paying to Government of India only the sums actually realised from the displaced persons. No amount was repaid to Government of India during 1972-73 as no recoveries were made from the displaced persons.

In June 1964 Government of India decided that the State Government should be absolved of the responsibility for sharing any portion of losses on loans granted to displaced persons from East Pakistan prior to 31st March 1964 (other than those granted to displaced persons migrated after 31st December 1963). Rupees 9.40 lakhs so far worked out by the State Government as loss on a portion of the loan have been remitted during 1972-73; such remissions to the end of 1972-73 were Rs. 26.26 lakhs.

For loans of rehabilitation of repatriates from Burma according to the terms decided by Government of India, Rs. 15.82 lakhs towards principal and 14.49 lakhs towards interest were due for payment on 31st March 1973. State Government, however, decided to pay only the sums realised from the Burma repatriates; no amount was repaid to Government of India during 1972-73.

Rupees 5.90 crores were received by Government during 1972-73 as ways and means advances for Centrally sponsored schemes; of these, Rs. 5.33 crores were adjusted as grants and Rs. 0.57 crore were converted as loans during the year.

Rupees 38.80 crores were received from Government of India in June 1972 (Rs. 6.00 crores), February 1973 (Rs. 20.00 crores) and March 1973 (Rs. 12.80 crores) as loans to meet the gap in resources during 1972-73.

Rupees 23,27.92 lakhs were received from the Government of India as loans during 1972-73 for State Plan Schemes.

(5) *Other Loans*—Particulars of outstanding loans will be found in statement no. 17.

Government has also made amortisation arrangements for repayment of loans taken from Life Insurance Corporation of India for housing schemes. Rupees 7.24 lakhs were contributed from revenue to the sinking fund during 1972-73. The balance in the fund at the end of 1972-73 was Rs. 48.28 lakhs.

(6) *Unfunded Debt*—This comprises of the provident fund balances of Government servants.

(ii) Other obligations

In addition to the borrowings mentioned above the balances at the credit of earmarked and other funds as also certain deposits, to the extent to which they have not been invested but are merged with general balance of Government also constitute liability of State Government. The amount of such liability at the end of 1972-73 was Rs. 61.47 crores as below; further details are given in statements no. 16 and 19.

Nature of obligations	Balance on 1st April 1972	Receipts during the year	Repayment during the year	Balance on 31st March 1973	Net increase(+) decrease(-) during the year
1	2	3	4	5	6
(In crores of rupees)					
Interest bearing obligations such as deposit of depreciation reserve funds of Commercial Undertakings	5.20	0.43	0.71	4.92	-0.28
Non-interest bearing obligations such as deposits of local funds, Civil deposits and other earmarked funds	52.73	57.97	54.15	56.55	+3.82
Total	57.93	58.40	54.86	61.47	+3.54

(iii) Service of Debt

(a) Interest on debt and other obligations—The outstanding gross debt and other obligations and amount met from revenue during 1971-72 and 1972-73 as interest charges thereon are shown below :—

	1971-72	1972-73	Net increase (+) or decrease (-)
(In crores of rupees)			
Outstanding gross debt and other obligations—	591.81	651.76	+59.95
(1) Interest paid by Government—			
(a) On public debt and unfunded debt ..	25.11	25.31	+0.20
(b) On other obligations ..	0.04	0.04	..
Total ..	25.15	25.35	+0.20
(2) Deduct—			
(a) Interest received on loans and advances given by Government	3.06	2.87	-0.19
(b) Interest realised on investment of cash balances	0.51	0.17	-0.34
(c) Interest paid on account of compensation on abolition of Zamindari system eventually met from Zamindari abolition Fund	0.04	0.04	..
(3) Net amount of interest charges ..	21.54	22.27	+0.73
Percentage of gross interest [item (1)] to total revenue receipts	16.6	15.1	
Percentage of net interest [item (3)] to total revenue receipts	14.2	13.3	

There were in addition certain other receipts and adjustments totalling Rs. 10.02 crores, such as interest received from commercial departments, interest on arrears of revenue and miscellaneous receipts. If these are also taken into account the net burden of interest on revenue will be Rs. 12.25 crores (7.3 per cent of the total revenues).

Government also received during the year Rs. 10.06 lakhs as dividend on investments in commercial undertakings, etc.

(b) Appropriation for reduction or avoidance of debt—

		1971-72	1972-73	Increase(+)
		(In crores of rupees)		
(i) Contribution to Sining Funds	..	6.19	6.74	+0.55
(ii) Other Appropriations	..	0.66	0.93	+0.27
Total	..	6.85	7.67	+0.82

**STATEMENT No. 5—LOANS AND ADVANCES BY
STATE GOVERNMENT**

(i) *Statement of loans and advances*

Categories of loans and advances	Outstanding on 1st April 1972	Paid during the year	Repaid during the year	Outstanding on 31st March 1973	Additions during the year
1	2	3	4	5	6
(In crores of rupees)					
Loans to local funds, private parties, etc.—					
Loans to municipal corpo- rations and municipa- lities	1·57 (a)	0·25	0·19	1·63	0·06
Loans to Panchayati Raj institutions	0·56	(b)	0·04	0·52	—0·04
Loans to district and other local funds committees	0·11	0·01	0·01	0·11	..
Loans to Co-operative institutions and banks	5·87 (c)	4·17	1·55	8·49	2·62
Loans to land holders and other notabilities	(d)	..	(e)	(f)	..
Loans and advances under community development programme	0·40	..	0·02	0·38	—0·02
Loans and advances to displaced persons	2·02	0·11	0·10	2·03	0·01
Advances to cultivators	9·66 (e)	1·62	1·01	10·27	0·61
Loans to statutory corpo- rations, boards and Government companies	90·73	2·47	0·30	92·90	2·17
Miscellaneous loans and advances	6·12 (a)	1·93	0·21	7·84	1·72
Loans to Government servants, etc.—					
House building advances	1·58	0·64	0·19	2·03	0·45
Advances for purchase of motor conveyance	0·72	0·33	0·21	0·84	0·12
Advances for purchase of other conveyances	0·07	0·08	0·07	0·08	0·01
Other advances ..	5·57	0·01	1·72	3·86	—1·71
Total ..	124·98	11·62	5·62	130·98	6·00

A detailed account is given in statement no. 18

(a) Rupees 0·10 crore transferred *pro forma* from the head "Miscellaneous loans and advances" to the head "Loans to municipalities and municipal corporations".

(b) Rs. 26,000 only.

(c) Rupees 0·02 crore transferred *pro forma* from the head "Advances to cultivators" to the head "Loans to Co-operative institutions and banks".

(d) Rs. 3,389 only.

(e) Rs. 3,340 only.

(f) Rs. 49 only.

(ii) *Recoveries in arrears*—The recoveries in arrears on 31st March 1973 against loans the detailed accounts of which are maintained by the departmental officers have been furnished (October 1973) by fourteen departments. The information received is given below (information from eleven departments is awaited) :—

	Balances of loans outstanding as on 31st March 1973	Amount of overdue	
		Principal	Interest
(In lakhs of rupees)			
Loans to Co-operative Institutions and Banks—			
Co-operative institutions and banks ..	3,85.87	58.07	16.55
Weavers' Co-operative Societies ..	22.13	18.44	17.93
Fishermen Co-operative Societies ..	14.85	14.85	5.72
Aska Co-operative Sugar Industries ..	16.22	13.11	0.76
Consumers' Co-operative Societies ..	28.70	11.89	6.83
Orissa State Co-operative Marketing Society and Regional Co-operative Marketing Societies	1,66.53	19.52	11.66
Orissa State Co-operative Housing Corporation	47.03	10.58	7.94
Large-scale Primary Co-operative Societies ..	12.69	5.34	2.94
Farming Co-operative Societies ..	5.26	4.32	1.99
Orissa Weavers' Co-operative Spinning Mills ..	18.83	2.95	4.93
Labour Contract Co-operative Societies ..	6.28	2.90	1.54
Jute Marketing Co-operative Societies ..	—0.20*	0.21	0.09
Advances to cultivators ..	10,26.63	62.98	2.13
Loans and advances under Community Development Programme	37.45	13.66	8.47
Loans to Statutory Corporations, Boards and Government Companies—			
Orissa State Electricity Board ..	78,13.69	..	3,65.25
Industrial Development Corporation ..	9,04.62	87.48	1,15.12
Orissa Mining Corporation ..	1,25.50	10.00	3.05
Orissa Agro and Small Industries Corporation	24.50	9.00	7.54
Orissa State Commercial Transport Corporation	2,09.99	71.15	60.23
Miscellaneous loans and advances—			
Advances to loans stipendiaries from Orissa Loan Stipend Fund.	..	1,66.47	..
Displaced Goldsmiths ..	48.89	22.63	..
Industrial units including Co-operatives ..	52.52	7.78	..
Jagannath Temple ..	2.50	..	0.30
Hindu Religious Endowment Funds ..	0.79	0.79	0.76
Orissa Board of Wakfs ..	0.30	0.30	0.02
Orissa Flying Club ..	0.37	0.04	0.05
Total ..	1,09,71.94	6,14.46	6,41.80

* The minus figure was due to mis-classification by Treasury Officers/Departmental Officers which is under reconciliation.

Information has not been received from the following departments about balances of loans outstanding on 31st March 1973 and amounts of principal and interest overdue on that date:—

Department	Loans
(1) Political and Services	.. Miscellaneous Loans and Advances
(2) Revenue Department	.. Advances to Cultivators and Miscellaneous Loans and Advances (Information given by Agriculture Department has been included).
(3) Health and Family Planning	.. Miscellaneous Loans and Advances
(4) Urban Development	.. Loans to Displaced persons
(5) Industries	.. Miscellaneous Loans and Advances
(6) Labour, Employment and Housing	.. Loans to State Housing Board and under various Housing Schemes
(7) Forest and Animal Husbandry	.. Miscellaneous Loans and Advances
(8) Community Development and Panchayati Raj (Grama Panchayat).	Loans to Gram Panchayat
(9) Excise	.. Miscellaneous Loans and Advances
(10) Rural Development	.. Miscellaneous Loans and Advances
(11) Cultural Affairs	.. Miscellaneous Loans and Advances

Against loans and advances paid to municipalites, local funds etc., the detailed accounts of which are kept in the accounts office Rs. 56.43 lakhs were due for recovery at the close of 1972-73 as shown below :—

	Amount	
	Principal	Interest
	(In lakhs of rupees)	
Loans to Municipal Corporations and Municipalities	7.28	11.14
Loans to District and other Local Fund Committees	3.91	2.79
Loans under State-Aid to Industries Act	10.44	12.86
Loans to Government Servants	5.27	2.74
Total	26.90	29.53

Year-wise analysis of overdue principal and interest of these loans and advances is given below :—

	Amount	
	Principal	Interest
	(In lakhs of rupees)	
1967-68 and earlier years	2.35	8.98
1968-69	1.04	1.15
1969-70	3.52	2.99
1970-71	4.82	6.31
1971-72	12.22	9.27
1972-73	2.95	0.83
Total	26.90	29.53

**STATEMENT No. 6—GUARANTEES GIVEN BY GOVERNMENT
FOR REPAYMENT OF LOANS, ETC., RAISED BY
STATUTORY CORPORATIONS, LOCAL BODIES,
OTHER INSTITUTIONS AND
PRIVATE PARTIES**

1	2	3
	Maximum amount of guarantees for which Government has entered into agreements	Amount actually covered by guarantee on 31st March 1973
	(In lakhs of rupees)	
(i) Working capital raised by statutory corporation and dividends thereon.	1,00'00	1,00'00
(ii) Loans, debentures, bonds, etc., raised by— ..		
(a) One corporation/one statutory board ..	37,53'48	32,94'63
(b) Fifteen Government companies ..	20,40'84	14,83'82
(c) Six joint stock companies ..	1,20'61	31'29
(d) One hundred and twelve co-operative banks and institutions	42,48'06	26,76'62
(e) Seventeen Municipalities and notified area committees	75'08	62'14
(f) Two private parties ..	1'87	0'96
Total	103,39'94	76,49'46

No law under Article 293 of the Constitution has been passed by the State Legislature laying down the limits within which Government may give guarantees on the security of the Consolidated Fund of the State.

Government guaranteed payment of loans, etc., raised by various institutions and in consideration thereof they were to pay to Government guarantee commission at rates varying from $\frac{1}{4}$ per cent to $1\frac{1}{2}$ per cent of the outstanding guarantee. Some institutions defaulted in payment of guarantee commission. The extent of such default, according to information furnished by departmental officers, has been mentioned in col. 4 of the detailed statement below. It will be seen that Rs. 39'21 lakhs were outstanding from these bodies towards guarantee commission.

Government paid Rs. 20'37 lakhs during 1972-73 in discharge of guarantee obligation for two Joint-stock companies, one Government Company and one Industrial Co-operative.

STATEMENT No. 6—*contd.*

The guarantees outstanding on 31st March 1973 are given below :—

Name of the public or other body on whose behalf guarantee has been given and brief nature of the guarantee	Maximum amount guaranteed for which Government has entered into agreements	Amount actually covered by guarantee on 31st March 1973	Remarks
1	2	3	4
(In lakhs of rupees)			
A—STATUTORY CORPORATIONS AND BOARDS—			
(a) Guarantee for repayment of capital raised by Orissa State Financial Corporation and for payment of minimum dividend at 3.5 per cent on initial share capital of Rs. 50 lakhs and at 4 per cent on the additional capital of Rs. 50 lakhs.	1,00.00	1,00.00	
(b) Guarantee under section 7(1) of the State Financial Corporations Act, 1951 for payment of interest and repayment of loan raised by Orissa State Financial Corporation by floating of—			
(i) 6 per cent <i>ad hoc</i> bonds redeemable in 1974	45.00	45.00	
(ii) 5 per cent bonds redeemable in 1976	50.00	50.00	
(iii) 5 3/4 per cent bonds redeemable in 1978	50.00	50.00	
(iv) 5 3/4 per cent bonds redeemable in 1979	50.00	50.00	
(v) 6 per cent bonds redeemable in 1980	35.00	35.00	
(vi) 6 per cent bonds redeemable in 1981	55.00	55.00	
(vii) 6 per cent bonds redeemable in 1984	55.00	55.00	
(c) Guarantee given on behalf of Orissa State Electricity Board for payment of interest and repayment of loans obtained—			64,994*
(i) From the public by floating of debentures for financing the capital expenditure of the Board	28,39.75	23,40.21	
(ii) From the Rural Electrification Corporation	5,73.73	5,14.42	
Total—Statutory Corporations and Boards	38,53.48	32,94.63	

*Represents outstanding guarantee commission in rupees.

STATEMENT No. 6—contd.

Name of the public or other body on whose behalf guarantee has been given and brief nature of the guarantee	Maximum amount guaranteed for which Government has entered into agreements	Amount actually covered by guarantee on 31st March 1973	Remarks
1	2	3	4
(In lakhs of rupees)			
B—GOVERNMENT COMPANIES—			
<i>(a)</i> Guarantees given to the State Bank of India, Orissa State Financial Corporation, United Bank of India and Allahabad Bank for cash credit arrangements made to meet the working/block capital requirements of—			
<i>(i)</i> The Cuttack Iron and Steel Products, Ltd.	0.50	0.50	500*
<i>(ii)</i> The Spark Battery Manufacturing Company, Ltd.	2.30	2.30	2,217*
<i>(iii)</i> The Kalinga Foundry, Ltd.	8.00	8.00	8,000*
<i>(iv)</i> The Balanga Iron Works, Ltd.	<i>(a)</i>	..	6,179*
<i>(v)</i> The Kalinga Steel and Wire Products, Ltd.	<i>(a)</i>	..	1,187*
<i>(vi)</i> The Orissa Concrete Products, Ltd.	1.25	1.25	1,250*
<i>(vii)</i> The Orissa Sports Manufactures and Fabricators, Ltd.	<i>(a)</i>	..	3,834*
<i>(viii)</i> The Orissa Agrico, Ltd.	1.00	1.00	1,000*
<i>(ix)</i> The Orissa Timber Products, Ltd.	1.00	1.00	5,640*
<i>(x)</i> The Orissa Board Mills, Ltd.	6.00	..	48,802*
<i>(xi)</i> The Orissa Electrical Manufacturing Company, Ltd.	<i>(a)</i>	..	5,000*
<i>(xii)</i> The Mayurbhanj Textiles, Ltd.	<i>(a)</i>	..	225*

*Represents outstanding guarantee commission in rupees.

(a) Guarantee liability liquidated by Government during 1971-72 and earlier years.

STATEMENT No. 6—contd.

Name of the public or other body on whose behalf guarantee has been given and brief nature of the guarantee	Maximum amount guaranteed for which Government has entered into agreements	Amount actually covered by guarantee on 31st March 1973	Remarks
1	2	3	4
	(In lakhs of rupees)		
(b) Guarantee given on behalf of Orissa Mining Corporation for payment of interest and repayment of loans obtained—	4,02,000*
(i) From the public by floating debentures	1,00.00	1,00.00	
(ii) From Government of India, State Bank of India and Bank of Baroda	2,26.84	2,66.00	
(iii) From the State Bank of India (counter guarantee) for payment of cost of machinery obtained on deferred payment basis.	1,43.88	10.55	
(c) Guarantee given on behalf of Industrial Development Corporation, Ltd. for—	22,22,080*
(1) Cement Project to—			
(i) M/s. Society Five Lille Cail, Paris for purchase of machinery on deferred payment basis	1,43.11	12.14	
(ii) United Bank of India for cash credit facility	1,00.00	78.29	
(2) Cable project to—			
(i) M/s. Renault Engineering Company, France for supply of machinery for cable project on deferred payment basis	1,16.31	39.52	
(ii) The Andhra Bank, Ltd. for medium term loan and cash credit facility	70.00	66.00	
(3) Ferro-Chrome Project to—			
(i) Asea Electric Private Ltd., Calcutta for supply of machinery on deferred payment basis	2,62.70	1,19.19	
(ii) The Andhra Bank, Ltd., the United Bank of India and Allahabad Bank for medium term loans and bills discounting facility	2,95.00	2,74.55	

*Represents outstanding guarantee commission in rupees.

STATEMENT No. 6—contd.

Name of the public or other body on whose behalf guarantee has been given and brief nature of the guarantee	Maximum amount guaranteed for which Government has entered into agreements	Amount actually covered by guarantee on 31st March 1973	Remarks
1	2	3	4
(In lakhs of rupees)			
(iii) Orissa State Electricity Board in lieu of security deposit	11.46	11.46	
(4) Kalinga Iron Works to Bank of Baroda for repayment of medium term loans and cash credit facility	1,30.00	75.00	
(5) Re-rolling Mills to—			
(i) United Commercial Bank and Orissa State Financial Corporation for medium term loan, cash credit and bills discounting facility	40.00	35.58	
(ii) Orissa State Electricity Board in lieu of security deposit	1.49	1.49	
(d) Guarantee given for repayment of loan and payment of interest on behalf of Orissa Forest Corporation, Ltd. to—			
(i) Canara Bank, Cuttack, for cash credit accommodation provided on hypothecation of stocks	20.00	20.00	20,000*
(ii) State Bank of India, Bhubaneswar, for cash credit accommodation provided on hypothecation of Kendu leaves	3,60.00	3,60.00	3,60,000*
Total—Government companies	20,40.84	14,83.82	
C—JOINT STOCK COMPANIES—			
(a) Guarantee given to Orissa State Financial Corporation, Industrial Financial Corporation and Industrial Credit and Investment Corporation of India, Ltd., for repayment of loans obtained by Indian Metals and Ferro Alloys, Ltd. for establishment of Ferro-Silicon plant	1,12.00	31.29	2,81,856*
(b) Guarantee given to the State Bank of India for raising loan by M/s. Paradeep Engineering (Private), Ltd. for execution of structural fabrication works	(a)	..	15,627*

*Represents outstanding guarantee commission in rupees.

(a) Guarantee liability liquidated by Government during 1971-72 and earlier years.

STATEMENT No. 6—contd.

Name of the public or other body on whose behalf guarantee has been given and brief nature of the guarantee	Maximum amount guaranteed for which Government has entered into agreements	Amount actually covered by guarantee on 31st March 1973	Remarks
1	2	3	4
(In lakhs of rupees)			
(c) Guarantee given to Orissa State Financial Corporation for repayment of loan obtained by—			
(i) Bolangir Metal Industries Ltd.	(a)	..	550*
(ii) Utkal Watch and Radio Stores (Private) Ltd.	4.61	..	21,702* Government paid Rs. 7.00 lakhs during 1972-73 towards repayment of principal and interest.
(iii) Orient Spinning Mills, Ltd.	(a)	..	1,05,516*
(iv) Konark Ceramics (Private) Ltd.	4.00	..	16,701* Government paid Rs.3.29 lakhs during 1972-73 towards repayment of principal and interest; such payment to end of 1972-73 was Rs. 6.29 lakhs.
Total—Joint Stock Companies ..	1,20.61	31.29	
D—PRIVATE BANKS AND SOCIETIES, ETC.			
(a) Co-operative Banks—			
(i) Guarantee given for repayment of principal and payment of interest on debentures floated by the Orissa State Co-operative Land Development Bank, Ltd.	25,00.00	19,09.96	28,692*
(ii) Guarantee given to the Reserve Bank of India for payment of medium and short-term loans obtained by the Orissa State Co-operative Bank, Ltd. for—			
(1) Agriculture purposes	10,48.00	2,18.62	
(2) Financing Handloom Weavers' Co-operative Societies.	40.00	10.79	

* Represents outstanding guarantee commission in rupees.

(a) Guarantee liability liquidated by Government during 1971-72 and earlier years.

STATEMENT No. 6—Contd.

Name of the public or other body on whose behalf guarantee has been given and brief nature of the guarantee	Maximum amount guaranteed for which Government has entered into agreements	Amount actually covered by guarantee on the 31st March 1973	Remarks
1	2	3	4
	(In lakhs of rupees)		
<i>(b) House Building Society—</i>			
Guarantee given for repayment of amount raised by floating of debentures and interest thereon by the Orissa State Co-operative Housing Corporation, Ltd.	25.00	25.00	
<i>(c) Marketing Societies—</i>			
<i>(i)</i> Guarantee given to Orissa State Financial Corporation for block capital requirement of twenty-nine regional marketing co-operative societies	27.83	24.63	5,724*
<i>(ii)</i> Guarantee given for block/working capital obtained by six processing and marketing societies	17.65	14.53	1,470*
<i>(iii)</i> Guarantee given to State Bank of India, Cuttack, for working capital requirement of Jute Marketing Co-operative Society, Danpur	30.00	30.00	
<i>(iv)</i> Guarantee given to Orissa State Co-operative Bank for working capital obtained by Orissa State Co-operative Marketing Society	1,00.00	1,00.00	
<i>(d) Industrial societies—</i>			
(1) Joint guarantee by Government of India and the State Government on 50:50 basis given to Industrial Finance Corporation for payment of interest and repayment of loans given to—			
<i>(i)</i> Aska Co-operative Sugar Industries, Ltd.	85.00	48.50	
<i>(ii)</i> Bargarh Co-operative Sugar Mills, Ltd.	90.00	90.00	
(2) Guarantee given to the Life Insurance Corporation of India, State Bank of India, Bhubaneswar, Orissa State Co-operative Bank and Orissa State Financial Corporation for repayment of loans given to—			
<i>(i)</i> Aska Co-operative Sugar Industries, Ltd.	80.00	35.50	5,362*

* Represents outstanding guarantee commission in rupees.

STATEMENT No. 6—contd.

Name of the public or other body on whose behalf guarantee has been given and brief nature of the guarantee	Maximum amount guaranteed for which Government has entered into agreements	Amount actually covered by guarantee on 31st March 1973	Remarks
1	2	3	4
(In lakhs of rupees)			
(ii) Bargarh Co-operative Sugar Mills, Ltd.	1,10.00	1,10.00	14,750*
(3) Guarantee given to the State Bank of India and Berhampur Central Co-operative Bank, Ltd. for repayment of short-term loan obtained by the Powerloom Weavers' Co-operative Societies, Madhunagar and Berhampur	8.00	8.00	
(4) Counter guarantee given on behalf of the Orissa Weaver's Co-operative Spinning Mills, Ltd. Bargarh to—			
(i) The Industrial Finance Corporation for regular repayment of loans	31.00	26.98	6,745*
(ii) M/s. Mitsubishi Shaji Kaish, Ltd., Japan for supply of machinery on deferred payment basis	3.57	1.17	986*
(5) Guarantee given on behalf of Orissa Weavers' Co-operative Spinning Mills, Ltd., Bargarh to Orissa State Electricity Board in lieu of security deposit for supply of power to the mill	0.41	0.41	
(6) Guarantee given to Orissa State Financial Corporation, State Bank of India and Central Co-operative Bank for repayment of cash credit and block capital loan obtained by—			
(i) Sixty-three Panchayat Samiti Industrial Co-operative Societies	44.09	15.28	60,187* Government paid Rs.0.51 lakh during 1972-73 on behalf of a Co-operative Society towards repayment of principal and interest; such payments to end of 1972-73 were Rs.14.17 lakhs on behalf of twenty-six Co-operatives.

*Represents outstanding guarantee commission in rupees.

STATEMENT No. 6—Concl'd.

Name of the public or other body on whose behalf guarantee has been given and brief nature of the guarantee	Maximum amount guaranteed for which Government has entered into agreements	Amount actually covered by guarantee on 31st March 1973	Remarks
1	2	3	4
	(In lakhs of rupees)		
(ii) Aska Co-operative Cold Storage	3.61	3.47	
(iii) Bapuji Co-operative Cold Storage	1.90	1.90	
(iv) Chanerpada Co-operative Cold Storage	1.70	1.58	
(7) Guarantee given to Government of India for repayment of loans obtained from Salt Cess Fund by Humma Salt Production and Sales Co-operative Society	0.30	0.30	
Total—Co-operative Banks and Societies	42,48.06	26,76.62	
E—NOTIFIED AREA COMMITTEES AND MUNICIPALITIES—			
Guarantee given to Life Insurance Corporation for repayment of loan and payment of interest obtained by fourteen municipalities and three notified area committees	75.08	62.14	1,96,420*
Total—Notified Area Committees and municipalities	75.08	62.14	
F—PRIVATE PARTIES—			
Guarantee given to Orissa State Financial Corporation for repayment of loans obtained for production of Oriya films by—			
(i) Shrimati Parbati Ghosh	1.87	0.96	2,068*
(ii) Shrimati Swarna Patnaik	(a)	..	3,624*
Total—Private Parties ..	1.87	0.96	

*Represents outstanding guarantee Commission in rupees.

(a) Guarantee liability liquidated by Government during 1971-72.

STATEMENT No. 7—CASH BALANCES AND INVESTMENT OF CASH BALANCES

	As on 1st April 1972	As on 31st March 1973
(In lakhs of rupees)		
(a) General Cash Balance—		
(1) Cash in Treasuries	— 13.27	46.11
(2) Deposits with the Reserve Bank	— 6,36.42	—22,10.27
Total	— 6,23.15	—21,64.16
(3) Investments held in the cash Balance Investment Account	89.55	17,03.06
Total (a)	.. —5,33.60	—4,61.10
(b) Other Cash Balances and Investments—		
(i) Cash with the Departmental Officers (viz., Officers of Forests, Public Works Departments)	39.03	42.78
(ii) Permanent advances for contingent expenditure with departmental officers	1.96	2.07
(iii) Investment of earmarked funds	— 13,78.51	13,80.98
Total (b)	.. 14,19.50	14,25.83
Total (a) and (b)	.. 8,85.90	9,64.73

Explanatory Notes

Under an agreement with the Reserve Bank of India, the State Government has to maintain with the Reserve Bank a minimum balance of Rs. 30 lakhs on all working days from 1st March 1967. The Bank informs Government of its daily balance with the Bank at the close of each working day. If the balance falls below the agreed minimum on any day, the deficiency is made good either by taking a ways and means advance from the Reserve Bank or by selling treasury bills.

Ways and means advances are granted by the Bank only upto a limit mutually agreed upon between the Bank and the Government. During 1972-73 the limits were Rs. 0.90 crore for normal and Rs. 4.40 crores for special ways and means advances.

Ways and means advances of Rs. 32.05 crores obtained from the Reserve Bank during 1972-73 along with Rs. 5.30 crores outstanding at the end of the previous year were repaid during 1972-73. Interest paid on the advances during the year was Rs. 6.01 lakhs.

If even after the maximum advance is given the cash balance is below the minimum, the deficiency is left uncovered but the Bank charges interest on such overdrafts. Government availed of in all overdrafts of Rs. 14.64 crores during 1972-73; these were repaid during the year along with the balance of Rs. 1.80 crores outstanding at the beginning of the year. Government paid Rs. 0.99 lakh as interest on the overdrafts during the year.

Treasury bills of Rs. 68.42 crores were also rediscounted on various dates during 1972-73 to make up the deficiency in the cash balance.

2. The cash balance with the Reserve Bank (*minus* Rs. 22,10.27 lakhs) as shown in Government account represents the balance after taking into account inter-governmental monetary settlements pertaining to 1972-73 advised to the Reserve Bank up to 25th April 1973.

3. The following is an analysis of the investment held in the Cash Balance Investment Account on 31st March 1973 :—

	(In lakhs of rupees)
(i) Government of India securities ..	16,70.98
(ii) Fixed deposit with banks (<i>ex</i> -Mayurbhanj State Bank merged with State Bank of India)	28.16
(iii) Balances in the current accounts with certain banks opened by the former rulers of <i>ex</i> -States which merged with Orissa	3.86
(iv) National and Defence Savings Certificates ..	0.06
Total ..	17,03.06

Interest realised during the year on the investment was Rs. 17.66 lakhs which includes Rs. 14.85 lakhs being interest on treasury bills of Rs. 68.42 crores rediscounted during 1972-73.

4. Some details of investments from out of the earmarked funds (including sinking funds for loans) are shown below. Further details are given in Statement no. 19 and annexure thereto.

	(In lakhs of rupees)
(a) Government of India Securities ..	4,62.00
(b) State Government Securities—	
(i) Gujarat ..	1,78.11
(ii) Madhya Pradesh ..	88.95
(iii) Maharashtra ..	64.87
(iv) Bihar ..	56.44
(v) Uttar Pradesh ..	52.52
(vi) Assam ..	34.95
(vii) Tamilnadu ..	34.11
(viii) Andhra Pradesh ..	21.98
(ix) West Bengal ..	19.67
(x) Mysore ..	13.18
(c) Debentures and bonds—	
(i) State Electricity Board, Orissa ..	2,64.02
(ii) State Electricity Board, Gujarat ..	34.30
(iii) State Co-operative Land Development Bank, Orissa ..	29.30
(iv) State Electricity Board, Uttar Pradesh ..	20.58
(v) Ahmedabad Municipal Corporation ..	5.00
(vi) State Electricity Board, Bihar ..	1.00
Total—(a) (b) and (c) ..	13,80.98

Interest realised during 1972-73 on the above investments was Rs. 91.68 lakhs.

**STATEMENT No. 8—SUMMARY OF BALANCES UNDER
CONSOLIDATED FUND, CONTINGENCY FUND AND
PUBLIC ACCOUNT**

The following is a summary of the position on 31st March 1973:—

Debit balances	Section of the general account	Name of account	Page	Credit balances
1	2	3	4	5
Rs.				Rs.
CONSOLIDATED FUND				
4,94,60,45,651	A to K and part of Section T	Government Account	44	..
	O	Public Debt	149	5,62,90,25,975
1,30,97,76,349	Q	Loans and Advances by State/ Union Territory Govern- ments	149	..
CONTINGENCY FUND				
—		Contingency Fund	149	1,74,01,518
PUBLIC ACCOUNT				
—	S	Unfunded Debt	151	27,39,01,946
..	T	Deposits and Advances—		
		(i) Deposits bearing interest	151	4,91,99,983
		(ii) Deposits not bearing interest—		
..		Gross Balance	152—159	70,75,57,253
13,80,98,499		Investments	153	..
5,47,87,656		(iii) Advances not bearing interest	159	..
		(iv) Suspense—		—
17,03,05,826		Investments	161	..
4,00,24,258		Other items (net)	161	..
	U	Remittances		
23,44,64,193		I—Remittances within India	163	..
..	X	Cash balance (closing)	163	21,64,15,757
6,89,35,02,432		Total		6,89,35,02,432

Explanatory Notes

The significance of the term 'Government Account' is explained in note 3 below. The other headings in the summary take into account the balances in Government books where Government have a liability to repay the moneys received or has a claim to recover the amount paid and also heads of account opened in the books for adjustment of remittance transactions. It must be understood that these balances cannot be regarded as complete record of the financial position of the Government of Orissa as these do not take into account the physical assets of the State such as lands, buildings, communications, etc., nor any accrued dues or outstanding liabilities which are not brought to account under the cash basis of accounting followed by Government.

(2) A summary of receipts, disbursements and balances under debt, deposits, remittances and the contingency fund is given in statement no. 16.

In a number of cases there are unreconciled differences in the closing balance as reported in statement no. 16 and that shown in the separate registers or other records maintained in the Accounts Office/departmental offices for the purpose. Steps are being taken to settle the discrepancies as soon as possible. In many cases the full details and documents required for the purpose are awaited from the department/Treasury Officers, some cases are detailed in Appendix II.

The balances are communicated to departmental officers every year for acceptance thereof. In a large number of cases such acceptances have not been received.

The following are instances where verification and acceptance of balances of large amounts have been delayed. In many cases the delay extends over several years:—

Head of account	Number of accep- tances awaited	Year from which accep- tances are awaited	Amount out- standing on 31st March 1973
1	2	3	4
Q—Loans and Advances by the State/Union Territory Government—			
(Rs. in lakhs)			
I—Loans whose detailed accounts are maintained by departmental officers—			
(a) Miscellaneous loans and advances—			
	4	1962-63	12.45
	10	1963-64	68.59
	11	1964-65	90.12
	10	1965-66	85.29
	11	1966-67	85.02
	12	1967-68	73.68
	10	1968-69	170.12
	9	1969-70	45.25
	20	1970-71	91.35
	19	1971-72	29.35
	23	1972-73	54.00
(b) Loans and advances under Community Development Programme—	12	1963-64	78.94

Head of account	Number of accep- tances awaited	Year from which accep- tances are awaited	Amount out- standing on 31st March 1973
1	2	3	4
II—Loans whose detailed accounts are maintained in the Accounts Office—			
(a) Loans to Statutory Corporations Boards and Government Companies—	40	1966-67	28.50
Loans under State Aid to Industries Act	65	1967-68	0.97
	75	1968-69	4.94
	90	1969-70	4.75
	105	1970-71	5.01
	150	1971-72	7.84
	143	1972-73	5.84
(b) Loans to Municipal Corporations and Municipalities	40	1966-67	41.03
	50	1967-68	8.84
	60	1968-69	23.27
	30	1969-70	23.58
	50	1970-71	28.79
	120	1971-72	38.59
T—Deposits and Advances—			
Part II—Deposits not bearing interest—	36	1972-73	2.48
Civil Deposits—			
Personal Deposits	3	1970-71	2.02


(3) *Government Account*—Under the system of book-keeping followed in Government Accounts, the amount booked under revenue, Capital and other transactions of Government, the balances of which are not carried forward from year to year are closed to a single head called "Government Account". The balance under the head represents the cumulative result of all such transactions so that after adding thereto balances under debt, deposit and remittance heads and the Contingency Fund, the closing cash balance at the end of the year may be worked out and proved. The Government Account for 1972-73 given below will show how the net amount at the end of the year has been arrived at:—

Dr. Rs.	Details	Cr. Rs.
4,45,10,01,940	A—Amount at the debit of the Government Account on 1st April 1972	..
	B—Revenue Receipts	1,68,13,49,497
1,92,78,12,384	C—Expenditure on Revenue Account	..
32,06,92,456	D—Expenditure outside the Revenue Account.	..
	E—Miscellaneous	7,21,11,632
	F—Amount at the debit of the Government Account on the 31st March 1973	4,94,60,45,651
6,69,95,06,780	Total	6,69,95,06,780

The following are the details of Rs. 7,21,11,632 shown against "E—Miscellaneous"—

	Dr. Rs.	Cr. Rs.
(i) Amount transferred from revenue for reduction or avoidance of debt.	..	92,92,402
(ii) Amount transferred from the Sinking Fund of Orissa Government Loan	..	6,28,19,516
(iii) Miscellaneous write off being the net result of irreconcilable differences in the heads closing to balance transferred under special sanction	286	..
Total	286	7,21,11,918
Net Credit	..	7,21,11,632

PART II
DETAILED ACCOUNTS AND OTHER STATEMENTS
SECTION A—REVENUE AND EXPENDITURE



STATEMENT No.9—STATEMENT OF REVENUE AND EXPENDITURE
UNDER DIFFERENT HEADS EXPRESSED AS A PERCENTAGE
OF TOTAL REVENUE/EXPENDITURE

Heads	Amount in lakhs of rupees	Percentage of total Revenue	Percentage of total Expenditure
1	2	3	4
REVENUE			
<i>Taxes, Duties and other Principal Heads of Revenue—</i>			
Taxes on Income other than Corporation Tax	18,10'04	10'76	9'39
Land Revenue ..	2,06'16	1'23	1'07
State Excise Duties ..	4,92'26	2'93	2'55
Taxes on Vehicles ..	3,32'57	1'98	1'73
Sales Tax ..	21,21'31	12'62	11'00
Other Taxes and Duties ..	5,08'00	3'02	2'64
Stamps ..	2,72'74	1'62	1'41
Registration Fees ..	55'12	0'33	0'29
Total—Taxes, Duties, etc. ..	57,98'20	34'49	30'08
Debt Services ..	13,10'10	7'79	6'80
Administrative Services ..	49'72	0'30	0'26
Social and Developmental Services	6,49'83	3'87	3'37
Multipurpose River Schemes, Irri- gation and Electricity Schemes	2,49'37	1'48	1'29
Public Works (including Roads) and Schemes of Miscellaneous Public Improvements	1,83'67	1'09	0'95
Transport and Communications	3,81'20	2'27	1'98
Miscellaneous ..	9,48'82	5'64	4'92
Contribution and Miscellaneous Adjustments	72,42'58	43'07	37'57
Total—Revenue ..	1,68,13'49	100'00	87'22

STATEMENT No. 9—STATEMENT OF REVENUE AND EXPENDITURE
UNDER DIFFERENT HEADS EXPRESSED AS A PERCENTAGE
OF TOTAL REVENUE/EXPENDITURE—*contd.*

Heads	Amount in lakhs of rupees	Percentage of total Revenue	Percentage of total Expenditure
1	2	3	4
EXPENDITURE			
<i>Collection of Taxes, Duties and other Principal Revenues—</i>			
Taxes on Income other than Cor- poration Tax	1'48
Land Revenue ..	4,65'02	2'77	2'41
State Excise Duties ..	47'86	0'29	0'25
Taxes on Vehicles ..	23'86	0'14	0'12
Sales Tax ..	72'50	0'43	0'38
Other Taxes and Duties ..	2'26	0'01	0'01
Stamps ..	8'80	0'05	0'04
Registration Fees ..	19'64	0'12	0'10
Total—Collection of Taxes, Duties, etc.	6,41'42	3'81	3'34
Debt Services ..	33,02'36	19'64	17'13
Administrative Services ..	16,74'99	9'96	8'69
<i>Social and Developmental Services—</i>			
Scientific Departments ..	52'57	0'31	0'27
Education ..	30,56'14	18'18	15'85
Medical ..	7,83'06	4'66	4'06
Public Health ..	4,58'38	2'73	2'38
Family Planning ..	2,40'29	1'43	1'25
Agriculture ..	12,37'08	7'36	6'42
Rural Development ..	1,30'01	0'77	0'67
Animal Husbandry ..	2,74'34	1'63	1'42
Co-operation ..	1,65'81	0'99	0'86
Industries ..	1,21'40	0'72	0'63
Community Development Projects, National Extension Service and Local Development Works	7,60'50	4'52	3'95
Labour and Employment ..	33'78	0'20	0'18
Miscellaneous and Social Develop- mental Organisations	6,90'10	4'10	3'58
Total—Social and Developmental Services.	80,03'46	47'60	41'52

STATEMENT No. 9—STATEMENT OF REVENUE AND EXPENDITURE
 UNDER DIFFERENT HEADS EXPRESSED AS A PERCENTAGE
 OF TOTAL REVENUE/EXPENDITURE - *concl'd*

Heads	Amount in lakhs of rupees	Percentage of total Revenue	Percentage of total Expenditure
1	2	3	4
Multipurpose River Schemes, Irrigation and Electricity Schemes	14,13'24	8'41	7'33
Public Works (including roads) and Schemes of Miscellaneous Public Improvements	11,44'16	6'81	5'93
Transport and Communications ..	3,36'34	2'00	1'74
Miscellaneous ..	25,82'64	15'36	13'40
Contributions and Miscellaneous Adjustments	1,73'36	1'03	0'90
<hr/>	<hr/>	<hr/>	<hr/>
Total—Revenue Expenditure ..	1,92,71'97	1,14'62	99'97
<hr/>	<hr/>	<hr/>	<hr/>
Capital Expenditure within the Revenue Account ..	6'15	0'04	0'03
<hr/>	<hr/>	<hr/>	<hr/>
Total—Expenditure on Revenue Account	1,92,78'12	1,14'66	100'00
<hr/>	<hr/>	<hr/>	<hr/>

STATEMENT No. 10—STATEMENT SHOWING THE DISTRIBUTION BETWEEN CHARGED AND VOTED EXPENDITURE

Actuals for 1972-73

	Actuals for 1972-73		
	<i>Charged</i>	<i>Voted</i>	<i>Total</i>
	Rs.	Rs.	Rs.
Expenditure on Revenue Account	34,61,42,861	158,16,69,523	192,78,12,384
Expenditure outside the Revenue Account ..	2,77,176	32,04,15,280	32,06,92,456
Disbursements under Public Debt and Loans and Advances (a)	1,00,81,97,164	11,62,28,872	112,44,26,036
Total ..	<u>1,35,46,17,201</u>	<u>201,83,13,675</u>	<u>337,29,30,876</u>

(a) The figures have been arrived at as follows :—

	<i>Charged expenditure</i>	<i>Voted expenditure</i>
	Rs.	Rs.
<i>O—Public Debt—</i>		
Permanent Debt ..	5,57,73,000	..
Floating Debt ..	53,78,13,000	..
Loans from Central Government ..	40,53,18,762	..
Other Loans ..	92,92,402	..
<i>Q—Loans and advances by State Government—</i>		
Loans to local funds, private parties, etc.	..	10,56,40,318
Loans to Government Servants, etc.	..	1,05,88,554
Total ..	<u>100,81,97,164</u>	<u>11,62,28,872</u>

**STATEMENT No. 11—DETAILED ACCOUNT OF REVENUE
BY MINOR HEADS**

Heads	Actuals for 1972-73 Rs.
A—TAXES, DUTIES AND OTHER PRINCIPAL HEADS OF REVENUE—	
IV—TAXES ON INCOME OTHER THAN CORPORATION TAX—	
Taxes on Agricultural income ..	9,44,435
Share of net proceeds assigned to States ..	18,00,93,996
<i>Deduct—Refunds</i> ..	—34,338
Total ..	<u>18,10,04,093</u>
IX—LAND REVENUE—	
Ordinary Revenue ..	10,95,088
Sale proceeds of wastelands and redemption of land tax ..	3,44,340
Rents etc. of fisheries ..	93,868
Rates and cesses on land ..	49,77,488
Miscellaneous ..	1,38,53,623
Recoveries of overpayments ..	25,806
Collection of payments for services rendered ..	2,29,437
<i>Deduct—Refunds</i> ..	—3,867
Total ..	<u>2,06,15,783</u>
X—STATE EXCISE DUTIES—	
Country spirits ..	3,63,49,853
Country fermented liquer ..	5,42,329
Wines and spirits (foreign liquors other than beer, medicated wines and commercial spirits). ..	50,69,294
Opium ..	8,06,561
Duties on medicinal and toilet preparations containing alcohol, opium, etc. ..	2,76,418
Hemp and other drugs ..	60,64,724
Fines, confiscations and miscellaneous ..	87,905
Collection of payments for services rendered ..	32,369
<i>Deduct—Refunds</i> ..	—3,075
Total ..	<u>4,92,26,378</u>

STATEMENT No. 11— DETAILED ACCOUNT OF REVENUE
BY MINOR HEADS—*contd.*

Heads	Actuals for 1972-73
	Rs.
XI—TAXES ON VEHICLES—	
Receipts under the Indian Motor Vehicles Act	13,98,844
Receipts under the State Motor Vehicles Taxation Act	3,20,02,605
<i>Deduct—Refunds</i>	—1,44,156
Total	3,32,57,293
XII—SALES TAX—	
Receipts under Central Sales Tax Act	7,14,16,000
Receipts under State Sales Tax Act	14,31,67,000
Miscellaneous	16,145
<i>Deduct—Refunds</i>	—24,67,902
Total	21,21,31,243
XIII—OTHER TAXES AND DUTIES—	
<i>A—Taxes on luxuries including Taxes on Entertainments, amusements, Betting and Gambling—</i>	
Entertainment Tax	79,20,869
Additional levy on Educational Cess	30
Total—A	79,20,899
<i>B—Electricity Duties—</i>	
Fees under the Indian Electricity Rules, 1956, and fees for the Electrical inspection of cinemas.	2,76,157
Taxes and Duties on Electricity	3,26,74,908
Total—B	3,29,51,065
<i>E—Other items—</i>	
Taxes on goods and passengers carried by road or on inland water ways.	99,27,854
Total—E	99,27,854
Total	5,07,99,818
XIV—STAMPS—	
<i>A—Non-Judicial—</i>	
Sale of stamps	2,19,83,734
Duty on impressing documents	24,977
Fines and Penalties	10,040
Miscellaneous	40,638
<i>Deduct—Refunds</i>	—33,148
Total—A—Non-Judicial	2,20,26,241

STATEMENT No. 11 — DETAILED ACCOUNT OF REVENUE
BY MINOR HEADS—*contd.*

Heads	Actuals for 1972-73
	Rs.
<i>B—Judicial</i>	
<i>(i) Court fees—</i>	
Court fees realised in stamps ..	51,50,186
<i>Deduct—Refunds</i> ..	—3,367
<i>(ii) Other Receipts—</i>	
Sale of Stamps ..	89,882
Fines and penalties ..	7,198
Miscellaneous ..	3,482
Total—B—Judicial ..	<u>52,47,381</u>
Total ..	<u>2,72,73,622</u>
 XV—REGISTRATION FEES—	
Fees for registering documents ..	51,57,827
Fees for copies of registered documents ..	68,122
Miscellaneous ..	2,86,205
Total ..	<u>55,12,154</u>
Total—A—Taxes, Duties and other principal Heads of Revenue..	<u>57,98,20,384</u>
 B—DEBT SERVICES—	
XVI—INTEREST—	
<i>B—Interest from Commercial Departments—</i>	
Interest received from Commercial Departments ..	9,76,90,843
Total—B ..	<u>9,76,90,843</u>
 <i>C—Other Interest Receipts—</i>	
Interest on loans and advances by State/ Union Territory Governments	2,86,86,597
Interest realised on investments of cash balances ..	17,65,665
Interest on arrears of Revenue ..	9,79,811
Interest recovered from Zamindari Abolition Fund ..	3,79,446
Miscellaneous ..	15,11,786
<i>Deduct—Refunds</i> ..	—3,796
Total—C ..	<u>3,33,19,509</u>
Total ..	<u>13,10,10,352</u>
Total—B—Debt Services ..	<u>13,10,10,352</u>

STATEMENT No. 11—DETAILED ACCOUNT OF REVENUE BY
MINOR HEADS—*contd.*

Heads	Actuals for 1972-73 Rs.
C—ADMINISTRATIVE SERVICES—	
XVII—ADMINISTRATION OF JUSTICE—	
Sale proceeds of unclaimed and escheated property	6,541
Court fees realised in cash	6,825
General fees, fines and forfeitures	6,62,387
Miscellaneous fees and fines	78,777
Miscellaneous	3,00,682
Recoveries of overpayments	397
Collection of payments for services rendered	171
<i>Deduct—Refunds</i>	—5,134
Total	<u>10,50,646</u>
XVIII—JAILS—	
Jail manufactures	1,72,270
Recoveries of overpayments	1,138
Total	<u>1,73,408</u>
XIX—POLICE—	
Police supplied to public departments, private companies and persons	1,48,093
Fees, fines and forfeitures	1,865
Miscellaneous	29,45,478
Recoveries of overpayments	54,522
Collection of payments for services rendered	18,854
<i>Deduct—Refunds</i>	—2,967
Total	<u>31,65,845</u>
XX—SUPPLIES AND DISPOSALS—	
Other Miscellaneous receipts	85,873
Total	<u>85,873</u>
XXI—MISCELLANEOUS DEPARTMENTS—	
Examination fees	32,375
Administration of Indian Partnership Act, 1932	253
Miscellaneous	4,63,494
Total	<u>4,96,122</u>
Total—C—Administrative Services	<u>49,71,894</u>

STATEMENT No. 11—DETAILED ACCOUNT OF REVENUE BY
MINOR HEADS—*contd.*

Heads	Actuals for 1972-73
	Rs.
D—SOCIAL AND DEVELOPMENTAL SERVICES—	
XXII—EDUCATION—	
A—UNIVERSITY—	
Fees, Government Arts Colleges	28,03,869
Fees, Government Professional Colleges	13,892
B—Secondary—	
Fees, Government Secondary Schools	28,90,614
D—Special—	
Fees and other receipts, Government Special Schools	4,71,316
E—Technical Education—	
Fees and other receipts, Government Technical Institutions	20,09,977
F—General—	
Miscellaneous	4,81,636
<i>Deduct—Refunds</i>	— 64,226
Total	<u>86,07,018</u>
XXIII—MEDICAL—	
Fees, Medical Schools and Colleges	1,34,812
Hospital Receipts	65,251
Mental Hospital Receipts	2,859
Sale of medicines	34,720
Contributions	6,909
Miscellaneous	19,68,498
Recoveries of overpayments	1,844
Collection of payments for services rendered	53,683
Income from endowments	36
<i>Deduct—Refunds</i>	— 9,620
Total	<u>22,58,992</u>
XXIV—PUBLIC HEALTH—	
Miscellaneous	54,42,077
Recoveries of overpayments	54,942
Collection of payments for services rendered	2,491
Total	<u>54,99,510</u>
XXV—AGRICULTURE—	
Agricultural receipts	1,04,72,917
Fisheries	36,06,366
Recoveries of overpayments	49,589
<i>Deduct—Refunds</i>	— 7,014
Total	<u>1,41,21,858</u>

STATEMENT No. 11—DETAILED ACCOUNT OF REVENUE BY
MINOR HEADS—*contd.*

Heads	Actuals for 1972-73
	Rs.
XXVI—RURAL DEVELOPMENT—	
Rural Development Receipts	.. 3,77,689
Recoveries of overpayments	.. 42,338
Collection of payments for services rendered	.. 14,722
Total	.. <u>4,34,749</u>
XXVII—ANIMAL HUSBANDRY—	
Other Receipts	.. 40,38,392
Total	.. <u>40,38,392</u>
XXVIII—CO-OPERATION—	
Audit Fees	.. 2,51,072
Miscellaneous receipts	.. 8,65,644
Total	.. <u>11,16,716</u>
XXIX—INDUSTRIES—	
Industries	.. 17,10,377
Handloom Schemes	.. 1,266
<i>Deduct—Refunds</i>	.. —13
Total	.. <u>17,11,630</u>
XXXI—COMMUNITY DEVELOPMENT PROJECTS, NATIONAL EXTENSION SERVICE AND LOCAL DEVELOPMENT WORKS—	
<i>A—Community Development Projects—</i>	
Community Development Projects	.. 11,96,118
<i>B—National Extension Service</i>	
National Extension Service	.. 65
Total	.. <u>11,96,183</u>
XXXII—MISCELLANEOUS SOCIAL AND DEVELOPMENTAL ORGANISATIONS—	
Labour and Employment	.. 3,67,485
Mineral concession fees and royalties	.. 34,92,928
Miscellaneous	.. 2,21,46,686
<i>Deduct—Refunds</i>	.. —9,161
Total	.. <u>2,59,97,938</u>
Total—D—Social and Developmental Services	.. <u>6,49,82,986</u>

STATEMENT No. 11—DETAILED ACCOUNT OF REVENUE BY
MINOR HEADS—*contd.*

Heads	Actuals for 1972-73
	Rs.
E—MULTIPURPOSE RIVER SCHEMES, IRRIGATION AND ELECTRICITY SCHEMES—	
XXXIII—MULTIPURPOSE RIVER SCHEMES—	
Hirakud Dam Project—	
Direct Receipts—	
Water supply to towns ..	25,640
Rents ..	1,13,840
Miscellaneous ..	22,25,085
Total ..	<u>23,64,565</u>
Balimela Dam Project—	
Miscellaneous ...	1,56,453
Total ..	<u>1,56,453</u>
Total ..	<u>25,21,018</u>
XXXIV—IRRIGATION, NAVIGATION, EMBANKMENT AND DRAINAGE WORKS (COMMERCIAL)—	
A—Irrigation Works—	
Unproductive Works—	
Direct Receipts—	
Water rates ..	53,17,954
Plantations ..	6,298
Receipts from Workshop ..	550
Other canal produce ..	7,848
Navigation ..	39,346
Rents ..	28,511
Recoveries of expenditure ..	4,289
Miscellaneous ..	6,35,134
Total ..	<u>60,39,930</u>
XXXV—IRRIGATION, NAVIGATION, EMBANKMENT AND DRAINAGE WORKS (NON-COMMERCIAL)—	
B—Navigation, Embankment and Drainage Works—	
Direct Receipts—	
Other canal produce ..	1,267
Rents ..	10,458
Recoveries of expenditure ..	7,493
Miscellaneous ..	7,51,163
Total—B—Navigation, etc. ..	<u>7,70,381</u>
Total ..	<u>7,70,381</u>

STATEMENT No. 11—DETAILED ACCOUNT OF REVENUE BY
MINOR HEADS—*contd.*

Heads	Actuals for 1972-73
	Rs.
E—MULTIPURPOSE RIVER SCHEMES, ETC.— <i>concl'd.</i>	
XXXVI—ELECTRICITY SCHEMES—	
A—Hydro-Electric Schemes—	
Machkund Hydro-Electric (joint) Scheme—	
Sale of power ..	1,56,00,000
Miscellaneous ..	5,531
	<hr/>
Total—A—Hydro-Electric Schemes ..	1,56,05,531
	<hr/>
Total ..	1,56,05,531
	<hr/>
Total—E—Multipurpose River Schemes, etc. ..	2,49,36,860
	<hr/>
F—PUBLIC WORKS (INCLUDING ROADS) AND SCHEMES OF MISCELLANEOUS PUBLIC IMPROVEMENTS—	
XXXVII—PUBLIC WORKS—	
Rents ..	38,74,717
Ferry receipts ..	33,986
Tolls on roads ..	24,01,797
Recoveries of expenditure ..	3,659
Miscellaneous ..	1,20,59,507
<i>Deduct</i> —Refunds ..	—7,131
	<hr/>
Total ..	1,83,66,535
	<hr/>
Total—F—Public Works, etc. ..	1,83,66,535
	<hr/>
G—TRANSPORT AND COMMUNICATIONS (OTHER THAN ROADS)—	
XXXIX—PORTS AND PILOTAGE—	
Miscellaneous ..	28,008
	<hr/>
Total ..	28,008
	<hr/>

STATEMENT No. 11—DETAILED ACCOUNT OF REVENUE BY
MINOR HEADS—*contd.*

Heads	Actuals for 1972-73
	Rs.
G—TRANSPORT, ETC.— <i>concl.</i>	
XLIII—ROAD AND WATER TRANSPORT SCHEMES—	
A—Road Transport—	
Road Transport Services ..	3,79,27,941
Interest on depreciation and other Reserve Funds ..	1,64,000
Total ..	<u>3,80,91,941</u>
Total—G—Transport and Communications (other than Roads) ..	<u>3,81,19,949</u>
I—MISCELLANEOUS—	
XLVIII—CONTRIBUTIONS AND RECOVERIES TOWARDS PENSIONS AND OTHER RETIREMENT BENEFITS—	
Contributions for pensions and Gratuities ..	13,35,681
Miscellaneous ..	5,47,703
Total ..	<u>18,83,384</u>
XLIX—STATIONERY AND PRINTING—	
Stationery Receipts ..	4,82,363
Sale of plain paper used with stamps ..	55,030
Sale of Gazettes and other Government publications ..	40,825
Sale of Text Books ..	30,06,239
Other press receipts ..	3,58,766
Miscellaneous ..	2,92,262
Total ..	<u>42,35,485</u>
LI—FOREST—	
Timber and other produce removed from forests by Government Agency ..	3,31,55,646
Timber and other produce removed from forests by consumers or purchasers ..	4,34,84,295
Drift and waif wood and confiscated forest produce ..	1,55,036
Miscellaneous ..	29,63,850
<i>Deduct—Refunds</i> ..	<u>-1,02,449</u>
Total ..	<u>7,96,56,378</u>

STATEMENT No. 11—DETAILED ACCOUNT OF REVENUE BY
MINOR HEADS—*contd.*

Heads	Actuals for 1972-73
	Rs.
I—MISCELLANEOUS— <i>concl'd.</i>	
LII—MISCELLANEOUS—	
Unclaimed deposits ..	16,642
Rents, rates and taxes ..	2,68,703
Other fees, fines and forfeitures ..	7,28,734
Recoveries of overpayments ..	25,152
Collection of payments for services rendered ..	1,07,447
Receipts in connection with Elections ..	85,183
Receipts on account of displaced persons ..	9,39,548
Receipts from State Lotteries ..	57
Miscellaneous ..	82,79,183
Loss or gain by exchange ..	—55
Net gain by exchange on Remittance transactions ..	251
<i>Deduct</i> —Refunds ..	—13,44,031
Total ..	<u>91,06,814</u>
Total—I—Miscellaneous ..	<u>9,48,82,061</u>
J—CONTRIBUTIONS AND MISCELLANEOUS ADJUSTMENTS—	
LV—STATES' SHARE OF UNION EXCISE DUTIES—	
States' share of Union Excise Duties ..	20,08,34,521
Share of net proceeds of additional duties of Excise under the additional duties of Excise (goods of special importance) Act, 1957 assigned to State ..	3,97,15,031
Total ..	<u>24,05,49,552</u>
LVI—GRANTS-IN-AID FROM CENTRAL GOVERNMENT—	
A— <i>Statutory Grants-in-aid</i> —	
Grants under Article 275 of the Constitution ..	20,74,73,000
Total—A—Statutory Grants-in-aid ..	<u>20,74,73,000</u>
B— <i>Other Grants-in-aid</i> —	
Police ..	11,62,500
Miscellaneous Departments ..	1,27,678
Education ..	1,46,93,913
Minor Irrigation ..	2,95,000
Public Health ..	1,51,16,929
Family Planning ..	2,59,57,000
Agriculture ..	1,65,19,200
Animal Husbandry ..	1,30,000
Co-operation ..	3,00,000
Industries ..	5,50,000
Community Development Projects, National Extension Service and Local Development Works ..	1,97,62,437
Rehabilitation ..	34,190
Miscellaneous, Social and Developmental organisations ..	46,000
Irrigation, Navigation, etc. ..	70,000
Public Works ..	15,00,000
Forest ..	2,00,000
Grants for State/Union Territory Plan Schemes ..	9,41,85,000
Special Welfare Schemes ..	4,13,21,700
Total—B—Other Grants-in-aid ..	<u>23,19,71,547</u>

STATEMENT No. 11—DETAILED ACCOUNT OF REVENUE BY
MINOR HEADS—*concl'd.*

Heads	Actuals for 1972-73 Rs.
J—CONTRIBUTIONS, ETC.—<i>concl'd.</i>	
LVI—GRANTS-IN-AID, ETC.—<i>concl'd.</i>	
<i>Miscellaneous—</i>	
Grants-in-lieu of tax on Railway passenger fares ..	38,35,000
Assistance for natural calamities ..	3,72,20,000
Welfare of Backward classes ..	8,05,000
Relief and rehabilitation of displaced persons ..	6,19,321
Miscellaneous ..	300
Grants for development ..	9,52,000
Total—Miscellaneous ..	<u>4,34,31,621</u>
<i>Deduct—Refunds</i> ..	<u>-1,79,198</u>
Total ..	<u>48,26,96,970</u>
LVII—MISCELLANEOUS ADJUSTMENTS BETWEEN CENTRAL AND STATE/UNION TERRITORY GOVERNMENTS—	
Contribution from the Central Government on account of administration of the Indian Arms Act.	4,284
Contribution from the Central Government on account of administration of the Explosives Act.	282
Contribution from the Central Government on account of administration of the petroleum Act.	189
Contribution from the Central Government on account of administration of Carbide or Calcium Rules.	26
Contribution from the Central Government on account of administration of Cinematograph Film Rules.	920
Contribution from the Central Government on account of administration of the Rice Milling Industry (Regulation) Act.	597
Total ..	<u>6,298</u>
LVIII—DIVIDENDS, ETC. FROM COMMERCIAL AND OTHER UNDERTAKINGS—	
Government Commercial and Industrial undertakings ..	4,73,202
Other Commercial and Industrial undertakings ..	4,69,600
Co-operative Societies ..	62,854
Total ..	<u>10,05,656</u>
Total—J—Contributions and Miscellaneous adjustments ..	<u>72,42,58,476</u>
Total—Revenue ..	<u>1,68,13,49,497</u>

STATEMENT No. 12—DETAILED ACCOUNT OF EXPENDITURE
BY MINOR HEADS

(Figures in italics represent charged expenditure)

Heads 1	Actuals for 1972 73		
	Non-Plan	Plan	Total
	2	3	4
	Rs.	Rs.	Rs.
A—COLLECTION OF TAXES, DUTIES AND OTHER PRINCIPAL REVENUES—			
4—TAXES ON INCOME OTHER THAN CORPORATION TAX—			
Collection of taxes on Agricultural income	1,47,669	..	1,47,669
Total ..	1,47,669	..	1,47,669
9—LAND REVENUE—			
Charges of administration ..	47,03,732	17,67,157	64,70,889
Management of Government Estate ..	7,976	..	2,36,75,052
	2,36,67,076		
	100	9,97,911	1,38,56,421
Survey, Settlement and Record operations	1,28,58,410		
Transfer to the Zamindari Abolition Fund	25,00,000	..	25,00,000
Total ..	4,37,29,218	27,65,068	4,65,02,362
10—STATE EXCISE DUTIES—			
Superintendence ..	4,48,551	..	4,48,551
District Executive Establishment ..	38,56,692	..	38,56,692
Cost of Opium supplied to State Excise Department ..	1,69,950	..	1,69,950
Purchase of Ganja and other drugs ..	3,11,001	..	3,11,001
Total ..	47,86,194	..	47,86,194
11—TAXES ON VEHICLES—			
Charges of Collection under Motor Vehicles Acts	23,36,056	50,028	23,86,084
Total ..	23,36,056	50,028	23,86,084
12—SALES TAX—			
Collection charges ..	72,49,865	..	72,49,865
Total ..	72,49,865	..	72,49,865

STATEMENT No. 12—DETAILED ACCOUNT OF EXPENDITURE
BY MINOR HEADS—*contd.*

(*Figures in italics represent charged expenditure*)

Heads	Actuals for 1972-73		
	Non-Plan	Plan	Total
1	2	3	4
	Rs.	Rs.	Rs.
A—COLLECTION OF TAXES, ETC— <i>Concd.</i>			
13—OTHER TAXES AND DUTIES—			
Collection charges—			
Charges under the Electricity Acts	.. 2,25,927	..	2,25,927
	-----	-----	-----
Total	.. 2,25,927	..	2,25,927
	-----	-----	-----
14—STAMPS—			
A—Non-judicial—			
Superintendence	.. 24,740	..	24,740
Charges for the sale of stamps	5,58,954	..	5,58,954
Cost of stamps supplied from Central Stamp Stores	1,85,195	..	1,85,195
	-----	-----	-----
Total—A—Non—judicial	.. 7,68,889	..	7,68,889
	-----	-----	-----
B—Judicial—			
Charges for the sale of stamps	.. 36,760	..	36,760
Cost of stamps supplied from Central Stamp Stores	74,133	..	74,133
	-----	-----	-----
Total—B—Judicial	.. 1,10,893	..	1,10,893
	-----	-----	-----
Total	.. 8,79,782	..	8,79,782
	-----	-----	-----
15—REGISTRATION—			
Superintendence	.. 74,946	..	74,946
District charges	.. 18,88,974	..	18,88,974
	-----	-----	-----
Total	.. 19,63,920	..	19,63,920
	-----	-----	-----
Total-A-Collection of Taxes, Duties and other Principal Revenues	8,076 6,13,18,631	28,15,096	6,41,41,803
	-----	-----	-----

STATEMENT No. 12--DETAILED ACCOUNT OF EXPENDITURE
BY MINOR HEADS--*contd.*

contd. in next column
(Figures in italics represent charged expenditure)

Heads	Actuals for 1972-73		
	Non-Plan	Plan	Total
1	2	3	4
	Rs.	Rs.	Rs.
B--DEBT SERVICES--			
16--INTEREST ON DEBT AND OTHER OBLIGATIONS--			
A--Interest on public debt and other obligations--			
I--Interest on Ordinary Debt--			
(i) Debt raised in India--			
I--Interest on Permanent Loans	.. 4,04,76,457	..	4,04,76,457
3--Floating Loans--			
Interest on other Floating Loans	.. 7,00,149	..	7,00,149
Total--3--Floating Loans	.. 7,00,149	..	7,00,149
4--Other Items--			
Management of Debt	.. 1,07,355	..	1,07,355
Total-4-Other items	.. 1,07,355	..	1,07,355
5--Interest on Other Loans--	.. 86,43,531	..	86,43,531
Total-A-I-Interest on Ordinary Debt-(i) Debt raised in India	4,99,27,492	..	4,99,27,492
2--Interest on Unfunded Debt--			
5--State Provident Funds--			
Interest on General Provident Fund	.. 1,30,44,000	..	1,30,44,000
Interest on Indian Civil Service Provident Fund	9,407	..	9,407
Interest on Indian Civil Service (Non-European Members) Provident Fund	5,348	..	5,348
Interest on All India Services Provident Fund	2,74,687	..	2,74,687
Interest on Contributory Provident Fund	.. 1,21,600	..	1,21,600
Total State Provident Funds--	.. 1,34,55,042	..	1,34,55,042
3--Interest on other obligations--			
Miscellaneous	.. 3,79,446	..	3,79,446
Total--A--Interest on Public debt and other obligations	6,37,61,980	..	6,37,61,980

STATEMENT No. 12—DETAILED ACCOUNT OF EXPENDITURE
BY MINOR HEADS--*contd.*

(Figures in italics represent charged expenditure)

Heads	Actuals for 1972-73		
	Non-Plan	Plan	Total
1	2	3	4
	Rs.	Rs.	Rs.
B—DEBT SERVICES—<i>Concl'd.</i>			
<i>B—Interest on Inter-Governmental Debt—</i>			
Interest paid to Central Government ..	18,95,76,403	..	18,95,76,403
<i>C—Interest on Reserve Funds, etc.—</i>			
Interest on Depreciation Reserve and other Reserve Funds—		..	
Interest on deposits of Depreciation Reserve of Government Commercial Undertakings	1,64,000		1,64,000
Total—C—Interest on Reserve Funds, etc.,	1,64,000	..	1,64,000
Total ..	25,35,02,383	..	25,35,02,383
17—APPROPRIATION FOR REDUCTION OR AVOIDANCE OF DEBT—			
Sinking Funds ..	6,74,41,500	..	6,74,41,500
Other appropriations ..	92,92,402	..	92,92,402
Total	7,67,33,902	..	7,67,33,902
Total—B—Debt Services ..	33,02,36,285	..	33,02,36,285
C—ADMINISTRATIVE SERVICES—			
18—PARLIAMENT, STATE/UNION TERRITORY LEGISLATURE—			
<i>B—State/Union territory Legislature—</i>			
Legislative Assembly ..	13,16,795	..	13,86,484
State/Union territory, Legislature Secretariat ..	7,71,567	..	7,71,567
<i>C—Elections—</i>			
Election charges ..	15,91,630	..	15,91,630
<i>D—Miscellaneous—</i>			
Miscellaneous ..	827	..	827
Works ..	4,968	..	4,968
Total ..	69,689	..	
..	36,85,787	..	37,55,476

STATEMENT No. 12—DETAILED ACCOUNT OF EXPENDITURE
BY MINOR HEADS—*contd.*

(Figures in italics represent charged expenditure)

Heads 1	Actuals for 1972-73		
	Non-Plan	Plan	Total
	2	3	4
	Rs.	Rs.	Rs.
C—ADMINISTRATIVE SERVICES—Contd.			
19—GENERAL ADMINISTRATION—			
<i>A—President, Vice-President, Heads of States Union Territories, Cabinet and Ministers—</i>			
Emoluments and/or allowances of the Governor	79,750	..	79,750
Secretariat staff of the Governor ..	3,23,901	..	3,23,901
Staff and Household of the Governor ..	1,13,692	..	1,13,692
Sumptuary allowances of the Governor ..	12,464	..	12,464
Entertainment and hospitality expenses ..	7,21,174	..	7,21,174
Medical facilities to Governors, their family and staff	72,664	..	72,664
Expenditure from contract allowance ..	65,429	..	65,429
Tour expenses ..	75,651	..	75,651
Ministers ..	16,67,831	..	16,67,831
Miscellaneous ..	487	..	487
	<u>7,44,038</u>		
Total—A—President, Vice-President, etc.	23,89,005	..	31,33,043
<i>C—Secretariat and attached Offices—</i>			
	500		
Civil Secretariat ..	2,28,42,905	7,81,735	2,36,25,140
Public Service Commission ..	2,38,276	..	2,38,276
Board of Revenue, Financial Commissioner and Establishment	35,12,526	..	35,12,526
Local Fund Audit Establishments ..	12,24,566	..	12,24,566
	<u>2,38,776</u>		
Total—C—Secretariat, etc. ..	2,75,79,997	7,81,735	2,86,00,508
<i>E—District Administration—</i>			
General Establishments ..	1,22,08,030	..	1,22,08,030
	3,100		
Sub-divisional Establishments ..	78,90,245	..	78,93,345
Other Establishments ..	38,66,303	..	38,66,303
	<u>3,100</u>		
Total—E—District Administration ..	2,39,64,578	..	2,39,67,678
<i>F—Works—</i>			
Original Works ..	8,33,996	..	8,33,996
Total—F—Works ..	8,33,996	..	8,33,996

STATEMENT No. 12—DETAILED ACCOUNT OF EXPENDITURE
BY MINOR HEADS—*contd.**(Figures in italics represent charged expenditure)*

Heads	Actuals for 1972-73		
	Non-plan	Plan	Total
1	2	3	4
	Rs.	Rs.	Rs.
ADMINISTRATIVE SERVICES—<i>contd.</i>			
<i>G—Miscellaneous—</i>			
Discretionary grants by Heads of States, etc.	20,000	..	20,000
Miscellaneous ..	7,857	..	7,857
Charges in England ..	972	..	972
Total—G—Miscellaneous ..	20,000 8,829	..	28,829
Total ..	10,05,914 5,47,76,405	7,81,735	5,65,64,054
21—ADMINISTRATION OF JUSTICE—			
High Courts ..	14,31,161	..	14,31,161
Law Officers ..	9,80,079	..	9,80,079
Civil and Sessions Courts ..	77,27,207	..	77,27,207
Criminal Courts ..	1,02,869	..	1,02,869
Total ..	14,31,161 88,10,155	..	1,02,41,316
22—JAILS—			
Jails ..	94,64,245	..	94,64,245
Jail Manufactures ..	1,44,374	..	1,44,374
Total ..	96,08,619	..	96,08,619
23—POLICE—			
Superintendence ..	15,26,636	..	15,26,636
District Executive Force ..	5,42,08,333	..	5,42,08,333
Police Training Schools and Colleges ..	8,56,602	..	8,56,602
Village Police ..	39,46,493	..	39,46,493
Special Police ..	1,59,92,904	..	1,59,92,904
Home Guards ..	4,43,453	..	4,53,453
Railway Police ..	9,63,833	..	9,63,833
Criminal Investigation Department ..	5,537 44,36,834	..	44,42,371
Miscellaneous ..	2,872	..	2,872
Charges in England ..	325	..	325
Deduct—Amounts recovered from other Governments Departments, etc.	—15,374	..	—15,374
Total ..	5,537 8,23,62,911	..	8,23,68,448

STATEMENT No. 12—DETAILED ACCOUNT OF EXPENDITURE
BY MINOR HEADS—*contd.**(Figures in italics represent charged expenditure)*

Heads 1	Actuals for 1972-73		
	Non-Plan 2 Rs.	Plan 3 Rs.	Total 4 Rs.
ADMINISTRATIVE SERVICES— <i>concl.</i>			
25—SUPPLIES AND DISPOSALS—			
Purchase Organisations ..	3,59,492	1,39,165	4,98,657
Total ..	3,59,492	1,39,165	4,98,657
26—MISCELLANEOUS DEPARTMENTS—			
Examinations ..	12,991	..	12,991
Administration of Indian Partnership Act, 1932 ..	399	..	399
Fire Services ..	30,68,815	..	30,68,815
Other Miscellaneous Organisations ..	67,366	..	67,366
Miscellaneous ..	13,13,211	..	13,13,211
Total ..	44,62,782	..	44,62,782
Total—C—Administrative Services ..	25,12,301 } 16,40,66,151 }	9,20,900	16,74,99,352
D—SOCIAL AND DEVELOPMENTAL SERVICES—			
27—SCIENTIFIC DEPARTMENTS—			
Mines Department ..	27,78,771	16,11,870	43,90,641
Archaeological Departments ..	2,74,000	71,491	3,45,491
Grants-in-aid and Donations to Scientific Societies and Institutes ..	125	..	125
Museums ..	4,11,301	1,09,134	5,20,435
Total ..	34,64,197	17,92,495	52,56,692
28—EDUCATION—			
A—University—			
Grants to Universities ..	94,33,076	12,05,000	1,06,38,076
Governments Arts Colleges ..	1,74,62,326	20,47,827	1,95,10,153
Grants to Non-Government Arts Colleges ..	46,01,030	22,08,039	68,09,069
Government Professional colleges ..	7,61,367	1,16,803	8,78,170
Total—A—University ..	3,22,57,799	55,77,669	3,78,35,468
B—Secondary—			
Government Secondary Schools ..	30,100 } 3,30,23,960 }	24,77,617	3,55,31,677
Direct grants to Non-Government Secondary Schools ..	4,61,81,312	96,58,921	5,58,40,233
Grants to Local Bodies for Secondary Educations ..	4,68,037	..	4,68,037
Total—B—Secondary ..	30,100 } 7,96,73,309 }	1,21,36,538	9,18,39,947

STATEMENT No. 12—DETAILED ACCOUNT OF EXPENDITURE
BY MINOR HEADS—*contd.**(Figures in italics represent charged expenditure)*

Heads 1	Actuals for 1972-73		
	Non-Plan 2	Plan 3	Total 4
	Rs.	Rs.	Rs.
D—SOCIAL AND █████ DEVELOPMENTAL SERVICES—<i>contd.</i>			
<i>C—Primary—</i>			
Government Primary Schools ..	29,68,092	5,98,386	35,66,478
Direct grants to Non-Government Primary Schools	56,77,315	21,57,698	78,35,013
Grants to Local Bodies for Primary Education	10,04,90,518	1,96,91,801	12,01,82,319
Total—C—Primary ..	10,91,35,925	2,24,47,885	13,15,83,810
<i>D—Special—</i>			
Government Special Schools ..	46,25,913	1,98,968	48,24,881
Direct grants to Non-Government Special Schools	14,69,448	..	14,69,448
Total—D—Special ..	60,95,361	1,98,968	62,94,329
<i>E—Technical Education—</i>			
Direction ..	3,57,948	..	3,57,948
Technical Institutions ..	66,63,647	14,59,906	81,23,553
Grants-in-aid, Contributions etc. ..	36,58,655	9,00,000	45,58,655
Total—E—Technical Education ..	1,06,80,250	23,59,906	1,30,40,156
<i>F—General—</i>			
Direction ..	16,05,581	51,083	16,56,664
Inspection ..	63,17,471	2,61,940	65,79,411
Scholarships ..	29,70,893	19,06,790	48,77,683
Promotion of Art and Culture ..	7,10,673	6,78,595	13,89,268
Miscellaneous ..	72,60,236	21,90,339	94,50,575
Expenditure on development of Hindi and State languages.	..	9,191	9,191
Total—F—General ..	1,88,64,854	50,97,938	2,39,62,792
Works ..	1,11,940	9,45,212	10,57,152
Total ..	25,68,19,438	4,87,64,116	30,56,13,654
29—MEDICAL—			
Medical Establishment ..	24,02,542	..	24,02,542
Hospitals and Dispensaries ..	3,85,51,142	99,24,458	4,84,75,600
Grant for Medical purposes ..	3,04,300	..	3,04,300
Medical Colleges and Schools ..	195,41,957	55,11,008	2,50,52,965
Mental Hospital ..	1,40,800	..	1,40,800
Chemical Examiner ..	13,500	..	13,500
Employees' State Insurance Scheme ..	15,07,364	4,09,531	19,16,895
Total ..	6,24,61,605	1,58,44,997	7,83,06,602

STATEMENT No. 12—DETAILED ACCOUNT OF EXPENDITURE
BY MINOR HEADS—*contd.*

(Figures in italics represent charged expenditure)

Heads	Actuals for 1972-73		
	Non-Plan	Plan	Total
1	2	3	4
	Rs.	Rs.	Rs.
D—SOCIAL AND DEVELOPMENTAL SERVICES—<i>contd.</i>			
30—PUBLIC HEALTH—			
Public Health Establishment ..	33,779 } 53,12,717 } (a)	1,60,295	55,06,791
Grants for Public Health purposes ..	51,89,651	55,58,910	1,07,48,561
Expenses in connection with epidemic diseases.	15,50,134	1,52,41,938	1,67,92,072
Bacteriological Laboratories ..	5,05,803	15,500	5,21,303
Leprosy ..	18,74,826	8,90,815	27,65,641
Works ..	57,67,085	..	57,67,085
Expenditure written back from "94—Capital outlay on Improvement of Public Health outside the Revenue Account".	28,35,400	..	28,35,400
Miscellaneous ..	5,05,359	39,974	5,45,333
Suspense ..	3,54,966	..	3,54,966
Charges in England ..	365	..	365
Total ..	33,779 } 2,38,96,306 }	2,19,07,432	4,58,37,517
30-A—FAMILY PLANNING—			
Direction	6,718	6,718
Technical Advice and Supervision	36,45,918	36,45,918
Rural Family Welfare Planning Centres	1,51,36,796	1,51,36,796
Urban Family Welfare Planning Centres	9,16,358	9,16,358
Maternity and Child Health	3,071	3,071
Transport	82,094	82,094
Compensation	30,11,078	30,11,078
Mass Education	60,996	60,996
Other Services and Supplies	3,57,133	3,57,133
Training and Research	8,08,821	8,08,821
Total	2,40,28,983	2,40,28,983

(a) Includes Rs. 33,779 spent from out of advances from the Contingency Fund during 1971-72 and recouped to the Fund during 1972-73.

STATEMENT No. 12—DETAILED ACCOUNT OF EXPENDITURE
BY MINOR HEADS—*contd.*

(Figures in italics represent *c*harged expenditure)

Heads 1	Actuals for 1972-73		
	Non-Plan	Plan	Total
	2 Rs.	3 Rs.	4 Rs.
D—SOCIAL AND DEVELOPMENTAL SERVICES—<i>contd.</i>			
31—AGRICULTURE—			
Direction ..	11,62,765	1,29,797	12,92,562
Superintendence ..	5,50,460	15,296	5,65,756
Subordinate and Expert Staff ..	<i>100</i>	<i>100</i>	1,09,71,074
	86,83,441	22,87,433	
Experimental Farms ..	51,73,601	8,790	76,79,974
Agricultural Demonstration and propaganda including public exhibitions and fairs.	17,96,687	24,97,583	90,42,156
Agricultural Experiments and Re- search.	23,83,490	72,45,469	57,49,100
Agricultural Education ..	64,080	34,300	98,380
Scheme for the improvement of Agricultural marketing in India.	5,53,687	3,64,462	9,18,149
Miscellaneous ..	<i>14,280</i>	2,27,24,321	7,30,97,952
	5,03,59,351		
Grants-in-aid, Contributions, etc. ..	27,14,900	20,32,500	47,47,400
Fisheries ..	48,19,354	45,25,831	93,45,185
Works ..	2,00,000	..	2,00,000
Total ..	<i>14,380</i>	8,890	12,37,07,688
	7,84,61,816	4,52,22,602	
32—RURAL DEVELOPMENT—			
Direction and Organisation ..	50,70,275	5,623	50,75,898
Grants-in-aid, contributions, etc. ..	72,27,842	1,96,400	74,24,242
Expenditure written back from "109—Capital outlay on other Works" outside the Revenue Account.	5,00,000	..	5,00,000
Works ..	687	..	687
Total ..	1,27,98,804	2,02,023	1,30,00,827
33—ANIMAL HUSBANDRY—			
Direction ..	6,16,114	30,921	6,47,035
Superintendence ..	1,10,365	1,17,159	2,27,524
Veterinary Education and Research ..	87,062	86,934	1,73,996
Subordinate Establishment ..	9,43,433	..	9,43,433
Hospitals and Dispensaries ..	1,04,16,227	6,55,604	1,10,71,831
Breeding operations ..	75,52,908	49,75,523	1,25,28,431
Grants-in-aid, Contribution, etc. ..	10,50,000	1,64,000	12,14,000
Miscellaneous ..	2,91,349	2,85,504	5,76,853
Works	50,605	50,605
Total ..	2,10,67,458	63,66,250	2,74,33,708

**STATEMENT No. 12—DETAILED ACCOUNT OF EXPENDITURE
BY MINOR HEADS—contd.**

(Figures in italics represent charged expenditure)

Actuals for 1972-73

Heads 1	Actuals for 1972-73		
	Non-Plan 2 Rs.	Plan 3 Rs.	Total 4 Rs.
D—SOCIAL AND DEVELOPMENTAL SERVICES—contd.			
34—CO-OPERATION—			
Direction ..	5,94,760	..	5,94,760
Superintendence ..	<i>146</i> } 1,11,53,122	9,71,986	1,21,25,254
Grants-in-aid, Contributions, etc. ..	1,00,000	50,15,732	51,15,732
Miscellaneous	13,054	13,054
Works ..	2,500	..	2,500
<i>Deduct—Amount met from Reserve Funds and Deposit Accounts—</i>
<i>Deduct—Amount met from Deposit Account of National Co-operative Development Corporation.</i>	..	-12,70,000	-12,70,000
Total ..	<i>146</i> } 1,18,50,382	47,30,772	1,65,81,300
35—INDUSTRIES—			
Industries ..	71,12,969	9,94,655	81,07,624
Cottage and Small Scale Industries	5,98,929	1,05,529	7,04,458
Grants-in-aid, contributions, etc. ..	9,02,199	11,51,680	20,53,879
Expenditure on Development of Coir Industry.	28,181	1,70,089	1,98,270
Development of Handloom Industry	8,41,678	2,34,002	10,75,680
Total ..	94,83,956	26,55,955	1,21,39,911
37—COMMUNITY DEVELOPMENT PROJECTS, NATIONAL EXTENSION SERVICE AND LOCAL DEVELOPMENT WORKS—			
A—Community Development Projects—			
Project/Block Headquarters	10,50,000	10,50,000
Multipurpose Projects	77,82,101	77,82,101
Grants-in-aid, contributions, etc.	88,94,052	88,94,052
Total—A—Community Development Projects.	..	1,77,26,153	1,77,26,153
B—National Extension Service—			
Recurring expenditure on personnel retained on National Extension Service pattern.	2,66,27,164	..	2,66,27,164
Total—B—National Extension Service	2,66,27,164	..	2,66,27,164
C—Local Development Works—			
Other Miscellaneous Schemes	3,07,83,005	3,07,83,005
Total—C—Local Development Works	..	3,07,83,005	3,07,83,005
D—General—			
Training Schemes ..	5,53,328	3,60,754	9,14,082
Total—D—General ..	5,53,328	3,60,754	9,14,082
Total ..	2,71,80,492	4,88,69,912	7,60,50,404

STATEMENT No. 12—DETAILED ACCOUNT OF EXPENDITURE
BY MINOR HEADS—*contd.*

(*Figures in italics represent charged expenditure*)

Heads	Actuals for 1972-73		
	Non-Plan	Plan	Total
1	2	3	4
	Rs.	Rs.	Rs.
D—SOCIAL AND DEVELOPMENTAL SERVICES— <i>concl'd.</i>			
38—LABOUR AND EMPLOYMENT—			
Labour ..	12,80,828	1,48,282	14,29,110
Factories ..	2,56,663	2,000	2,58,663
Inspector of Steam Boilers ..	72,915	..	72,915
Employment and Training ..	13,17,541	1,99,824	15,17,365
Grants-in-aid, contributions, etc.	1,00,000	1,00,000
Total ..	29,27,947	4,50,106	33,78,053
39—MISCELLANEOUS, SOCIAL AND DEVELOPMENTAL ORGANISATIONS—			
Gazetteer and Statistical Memoirs ..	1,12,561	..	1,12,561
Statistics ..	32,26,117	4,61,810	36,87,927
Census ..	3,58,995	..	3,58,995
Social and Moral Hygiene and After-care Services.	5,63,670	1,52,309	7,15,979
Special Welfare Schemes ..	2,35,10,651	..	2,35,10,651
Rural Welfare Department (Orissa) ..	2,76,02,920	1,27,83,060	4,03,85,980
Miscellaneous	2,38,350	2,38,350
Total ..	5,53,74,914	1,36,35,529	6,90,10,443
Total—D—Social and Developmental services.	78,405 } 56,57,87,315 }	8,890 } 23,44,71,172 }	80,03,45,782
E—MULTIPURPOSE RIVER SCHEMES, IRRIGATION AND ELECTRICITY SCHEMES—			
42—MULTIPURPOSE RIVER SCHEMES—			
A—Working Expenses—			
Hirakud Dam Project—Stage-I			
I—Dam and Appurtenant Works—			
Extensions and Improvements ..	1,23,014	..	1,23,014
Maintenance and Repairs ..	24,38,103	..	24,38,103
Establishment ..	17,69,029	..	17,69,029
Tools and Plant ..	3,84,301	..	3,84,301
Suspense ..	1,77,717	..	1,77,717
Total—I ..	48,92,164	..	48,92,164

STATEMENT No. 12—DETAILED ACCOUNT OF EXPENDITURE
BY MINOR HEADS—*contd.*

(Figures in italics represent charged expenditure)

Heads 1	Actuals for 1972-73		
	Non-Plan	Plan	Total
	2	3	4
	Rs.	Rs.	Rs.
E—MULTIPURPOSE RIVER SCHEMES ETC,—<i>contd.</i>			
<i>II—Main canals, Branches, Distributaries and Water Courses—</i>			
Extensions and Improvements ..	1,89,946	..	1,89,946
Maintenance and Repairs ..	27,04,105	..	27,04,105
Establishment ..	3,75,913	..	3,75,913
Tools and Plant ..	1,42,358	..	1,42,358
Suspense ..	-93,922(a)	..	-93,922
Total—II ..	33,18,400	..	33,18,400
Total—Hirakud Dam Project—Stage—I	82,10,564	..	82,10,564
Total—A—Working Expenses ..	82,10,564	..	82,10,564
<i>B—Interest—</i>			
Hirakud Dam Project—Stage-I ..	1,93,48,900	..	1,93,48,900
Balimela Dam Project—Dam and Appurtenant Works ..	1,95,66,117	..	1,95,66,117
Balimela Power Scheme ..	1,38,10,900	..	1,38,10,900
Total—B—Interest ..	5,27,25,917	..	5,27,25,917
<i>C—Other Revenue Expenditure—</i>			
Investigation on Multipurpose River Schemes—			
Preliminary Expenses—			
Establishment	11,46,918	11,46,918
Tools and Plant	1,16,706	1,16,706
Miscellaneous	3,59,236	3,59,236
Total—C—Other Revenue Expenditure	16,22,860	16,22,860
Total ..	6,09,36,481	16,22,860	6,25,59,341
43—IRRIGATION, NAVIGATION, EMBANKMENT AND DRAINAGE WORKS (COMMERCIAL)—			
<i>A—Irrigation Works—</i>			
<i>(a) Productive Works—</i>			
<i>(i) Working Expenses—</i>			
Maintenance and Repairs ..	27,91,452	..	27,91,452
Establishment ..	3,38,459	..	3,38,459
Tools and Plants ..	1,10,922	..	1,10,922
Total—(i)—Working Expenses ..	32,40,833	..	32,40,833
<i>(ii) Interest—</i>
Interest ..	2,20,01,432	..	2,20,01,432
Total—(a)—Productive Works ..	2,52,42,265	..	2,52,42,265

(a) The *minus* expenditure is due to credits being more than debits.

STATEMENT No. 12—DETAILED ACCOUNT OF EXPENDITURE
BY MINOR HEADS—*contd.*

(Figures in italics represent charged expenditure)

Heads 1	Actuals for 1972-73		
	Non-Plan 2 Rs.	Plan 3 Rs.	Total 4 Rs.
E—MULTIPURPOSE RIVER SCHEMES ETC.—<i>contd.</i>			
(b) Unproductive Works—			
(i) Working Expenses—			
Extensions and Improvements ..	5,87,779	..	5,87,779
Maintenance and Repairs ..	46,24,293	..	46,24,293
Establishment ..	9,32,364	..	9,32,364
Tools and Plant ..	2,17,021	..	2,17,021
Suspense ..	-1,08,050(a)	..	-1,08,050
Total—(i)—Working Expenses ..	62,53,407	..	62,53,407
(ii) Interest—			
Interest ..	1,94,96,343	..	1,94,96,343
Total—(b)—Unproductive Works ..	2,57,49,750	..	2,57,49,750
Total ..	5,09,92,015	..	5,09,92,015
44—IRRIGATION, NAVIGATION, EMBANKMENT AND DRAINAGE WORKS (NON-COMMERCIAL)—			
<i>A—Irrigation Works—</i>			
(i) Works—			
Extensions and Improvements ..	3,081	..	3,081
Maintenance and Repairs ..	45,30,548	..	45,30,548
Total—(i)—Works ..	45,33,629	..	45,33,629
(ii) Miscellaneous Expenditure—			
Establishment ..	240	5,33,215	5,33,455
Tools and Plant	1,47,950	1,47,950
Miscellaneous	9,38,589	9,38,589
Total—(ii)—Miscellaneous Expenditure ..	240	16,19,754	16,19,994
Total—A—Irrigation Works ..	45,33,869	16,19,754	61,53,623
<i>B—Navigation, Embankment and Drainage Works—</i>			
(i) Works—			
Extensions and Improvements ..	12,43,956	..	12,43,956
Maintenance and Repairs ..	71,74,419	..	71,74,419
Establishment ..	50,79,539	..	50,79,539
Tools and Plant ..	-4,29,901(b)	..	-4,29,901
Suspense ..	6,50,169	..	6,50,169
Grants-in-aid ..	11,253	..	11,253
Total(i)—Works ..	1,37,29,435	..	1,37,29,435
Total—B—Navigation, etc. ..	1,37,29,435	..	1,37,29,435
Total ..	1,82,63,304	16,19,754	1,98,83,058

(a) The *minus* expenditure is due to credits being more than debits.

(b) The *minus* expenditure is due to credits being more than the expenditure.

STATEMENT No. 12—DETAILED ACCOUNT OF EXPENDITURE
BY MINOR HEADS—*contd.**(Figures in italics represent charged expenditure)*

Heads	Actuals for 1972-73		
	Non-Plan	Plan	Total
1	2	3	4
	Rs.	Rs.	Rs.
E—MULTIPURPOSE RIVER SCHEMES ETC— <i>concl.</i>			
45—ELECTRICITY SCHEMES—			
A—Hydro-Electric Schemes—			
Machkund Hydro-Electric (Joint) Scheme—			
(i) Working Expenses—			
Maintenance proper ..	—10,64,100(a)	..	—10,64,100
Total—A—Hydro-Electric Schemes	—10,64,100	..	—10,64,100
B— <i>Thermo Electric Schemes—</i>			
Talcher Thermal Scheme—			
(i) Working Expenses—			
Works ..	—33,23,890(b)	..	—33,23,890
Establishment ..	4,573	..	4,573
Suspense ..	9,04,271	..	9,04,271
Total—B—Thermo-Electric Schemes	—24,15,046	..	—24,15,046
Total—(i)—Working Expenses (A & B)	—34,79,146	..	—34,79,146
(ii) Interest—			
A—Hydro-Electric Schemes—			
Machkund Hydro-Electric (Joint) Scheme—			
Interest ..	17,60,451	..	17,60,451
Total—(ii)—Interest ..	17,60,451	..	17,60,451
(iii) Miscellaneous—			
A—Hydro-Electric Schemes—			
Machkund Hydro-Electric (Joint) Scheme—			
Establishment charges ..	1,95,810	..	1,95,810
Miscellaneous expenditure (including surveys) ..	90,00,000	..	90,00,000
Thermo-Electric Schemes—			
Talcher Thermal Scheme—			
Establishment Charges ..	4,11,997	..	4,11,997
Total—(iii)—Miscellaneous ..	96,07,807	..	96,07,807
Total ..	78,89,112	..	78,89,112
Total—E—Multipurpose River Scheme, etc.	13,80,80,912	32,42,614	14,13,23,526

(a) The *minus* expenditure is due to credits to works being more than the expenditure during the year.(b) The *minus* expenditure was on account of recovery of tools and plant and establishment charges from other departments, etc shown under this head.

STATEMENT No. 12—DETAILED ACCOUNT OF EXPENDITURE
BY MINOR HEADS—*contd.*

(Figures in italics represent charged expenditure)

Heads 1	Actuals for 1972-73		
	Non-Plan 2 Rs.	Plan 3 Rs.	Total 4 Rs.
F—PUBLIC WORKS (INCLUDING ROADS) AND SCHEMES OF MISCELLANEOUS PUBLIC IMPROVEMENTS—			
50—PUBLIC WORKS—			
Original Works—Buildings—			
Taxes on Income ..	6,51,251	..	6,51,251
Land Revenue ..	22,525	..	22,525
Excise ..	24,820	..	24,820
Registration ..	63,654	..	63,654
General Administration ..	14,39,832	..	14,39,832
Administration of Justice ..	5,12,178	..	5,12,178
Jails ..	3,08,908	336	3,09,244
Police ..	74,000	..	4,51,868
	3,77,868		
Education ..	29,04,419	6,13,558	35,17,977
Medical ..	3,99,183	32,72,599	36,71,782
Public Health ..	13,901	—770(a)	13,131
Family Planning	83,24,657	83,24,657
Agriculture ..	30,562	..	30,562
Animal Husbandry ..	64,142	17,86,318	18,50,460
Co-operation	52,091	52,091
Industries ..	76,904	85,100	12,91,978
		11,29,974	
Civil Works ..	34,61,894	..	34,61,894
Stationery and Printing ..	1,09,489	..	1,09,489
Miscellaneous Departments ..	17,11,908	13,68,506	30,80,414
Original Works—Communications ..	44,16,095	60,73,778	1,04,89,873
	3,66,227		
Repairs ..	5,61,12,395	..	5,64,78,622
Establishment ..	1,68,90,144	1,34,037	1,70,24,181
Tools and Plant ..	1,39,04,928	82,116	1,39,87,044
Furniture ..	70,657	..	70,657
Grants-in-aid ..	26,200	..	26,200
	11,800		
Suspense ..	—1,28,76,468	..	—1,28,64,668
	(b)		
Transfer of Grants for Road Development to the Deposit head "Subventions from Central Road Fund".	10,00,000	..	10,00,000
<i>Deduct</i> —Amount met from Reserve Funds and Deposit Accounts—			
<i>Deduct</i> —Amount met from "Subventions from Central Road Fund"	—10,00,000	..	—10,00,000
Expenditure written back from "103 Capital outlay on Public Works" outside the Revenue Account	3,24,300	..	3,24,300
	4,52,027	85,100	
Total ..	9,10,41,689	2,28,37,200	11,44,16,016
	4,52,027	85,100	
Total—F—Public Works, etc. ..	9,10,41,689	2,28,37,200	11,44,16,016

(a) The *minus* expenditure was due to credits to works being more than the expenditure during the year.

(b) The *minus* expenditure is due to credits being more than debits.

STATEMENT No. 12—DETAILED ACCOUNT OF EXPENDITURE
BY MINOR HEADS—*contd.*

(Figures in italics represent charged expenditure)

Heads 1	Actuals for 1972-73		
	Non-Plan 2 Rs.	Plan 3 Rs.	Total 4 Rs.
G—TRANSPORT AND COMMUNICATIONS (OTHER THAN ROADS)—			
53—PORTS AND PILOTAGE—			
Ports Establishment	.. 1,88,000	}	.. 3,88,179
	2,00,179		
Miscellaneous	.. 14,700	..	14,700
	<i>1,88,000</i>	}	.. 4,02,879
Total	.. 2,14,879		
57—ROAD AND WATER TRANSPORT SCHEMES—			
A—Road Transport—			
(i) Working Expenses—			
Direction	.. 12,05,052	..	12,05,052
Operation	.. 50,459	}	.. 3,73,80,448
	3,73,29,989		
	<i>50,459</i>	}	.. 3,85,85,500
Total—Working Expenses	.. 3,85,35,041		
(ii) Interest			
Interest	.. 17,06,700	..	17,06,700
(iii) Deduct—Amount met from Reserve Funds and Deposit Accounts—State Transport Service—			
Deduct—Amount met from Depreciation Reserve Fund	—68,00,002	..	—68,00,002
Deduct—Amount met from Accident Reserve Fund	—54,259	..	—54,259
Deduct—Amount met from Amenities Reserve Fund	—2,06,333	..	—2,06,333
Total—A—Road Transport	.. 50,459	}	.. 3,32,31,606
	3,31,81,147		
Total	.. 50,459	}	.. 3,32,31,606
	3,31,81,147		
Total—G—Transport and Communications, etc.	.. 2,38,459	}	.. 3,36,34,485
	3,33,96,026		

STATEMENT No. 12—DETAILED ACCOUNT OF EXPENDITURE
BY MINOR HEADS—*contd.*

(Figures in italics represent charged expenditure)

Heads 1	Actuals for 1972-73		
	Non-Plan	Plan	Total
	2	3	4
	Rs.	Rs.	Rs.
I—MISCELLANEOUS—			
64—FAMINE RELIEF			
A—Famine Relief—			
Salaries and Establishment ..	52,99,798	..	52,99,798
Relief Works ..	4,10,11,764	..	4,10,11,764
Gratuitous Relief ..	2,76,66,768	..	2,76,66,768
Miscellaneous ..	7,19,94,023	..	7,19,94,023
<i>Deduct—Amount met from Reserve Funds and Deposit Accounts—</i>			
<i>Deduct—Amount met from Famine Relief Fund</i>	—1,25,00,000	..	—1,25,00,000
Total—A—Famine Relief ..	13,34,72,353	..	13,34,72,353
B—Transfer to Famine Relief Fund ..	1,25,00,000	..	1,25,00,000
Total ..	1,25,00,000 } 13,34,72,353 }	..	14,59,72,353
65—PENSIONS AND OTHER RETIREMENT BENEFITS—			
	23,318		
Superannuation and Retired Allowances..	1,12,77,398	..	1,13,00,716
Gratuities ..	27,44,005	..	27,44,005
Family Pensions ..	10,64,313	..	10,64,313
Donations to Provident Funds ..	1,63,700	..	1,63,700
Equated payments on account of Capital outlay on sterling pensions to the Government of India	16,429	..	16,429
Charges in England ..	16,979	..	16,979
<i>Deduct—Pensionary charges transferred to Commercial Departments and Concerns</i>	—5,90,051	..	—5,90,051
Total ..	23,318 } 1,46,92,773 }	..	1,47,16,091
66—TERRITORIAL AND POLITICAL PENSIONS—			
Charitable Allowances granted by British-India Government for up keep of shrines temples, etc.	170	..	170
Pensions granted after Independence for Political considerations	15,15,906	..	15,15,906
Total ..	15,16,076	..	15,16,076

STATEMENT No. 12—DETAILED ACCOUNT OF EXPENDITURE
BY MINOR HEADS—*contd.*

(Figures in italics represent charged expenditure)

Heads 1	Actuals for 1972-73		
	Non-Plan	Plan	Total
	2	3	4
	Rs.	Rs.	Rs.
67—PRIVY PURSES AND ALLOWANCES OF INDIAN RULERS—			
Privy purses and allowances of rulers of integrated States and allowances of their relatives and servants—			
(i) Integrated States (i.e., those merged in the States)	1,45,058	..	1,45,058
Total	1,45,058	..	1,45,058
68—STATIONERY AND PRINTING—			
<i>I—Stationery—</i>			
Stationery offices and Stores	4,97,855	..	4,97,855
Purchase of Stationery Stores	14,16,454	..	14,16,454
Discount on plain paper used with stamps	3,185	..	3,185
Purchase of plain paper used with stamps	65,321	..	65,321
Total—I—Stationery	19,82,815	..	19,82,815
<i>II—Printing—</i>			
Government Presses	95,34,356	47,000	95,81,356
Printing at private presses	30,000	..	30,000
Printing of Text Books	23,35,884	12,76,725	36,12,609
Cost of printing work done by other Governments	—98,897(a)	..	—98,897
Total—II—Printing	1,18,01,343	13,23,725	1,31,25,068
Total	1,37,84,158	13,23,725	1,51,07,883
70—FOREST—			
General Direction	4,66,287	18,081	4,84,368
Conservancy and Works	61,47,863	44,51,528	1,05,99,391
Establishment	1,42,19,006	30,03,275	1,72,22,281
Total	2,08,33,156	74,72,884	2,83,06,040

(a) Minus Expenditure less due to recoveries made from other Governments and paying Departments being more than the expenditure during the year.

STATEMENT No. 12—DETAILED ACCOUNT OF EXPENDITURE
BY MINOR HEADS—*contd.*

(Figures in italics represent charged expenditure)

Heads (1)	Actuals for 1972-73		
	Non-Plan	Plan	Total
	(2) Rs.	(3) Rs.	(4) Rs.
71—MISCELLANEOUS—			
Cost of books and periodicals ..	18,439	..	18,439
Donations for charitable purposes ..	12,396	..	12,396
Special Commissions of Enquiry ..	4,37,426	..	4,37,426
Petty Establishments ..	78,18,365	..	78,18,365
Irrecoverable loans to displaced persons written off	9,39,549	..	9,39,549
Expenditure on displaced persons ..	9,98,260	..	9,98,260
Rent, rates and taxes
Grants-in-aid, Contributions, etc. ..	1,22,04,766	15,03,950	1,37,08,716
Expenditure on account of State Pris- oners and Detenues	902	..	902
Training ..	5,77,057	..	5,77,057
State Lotteries ..	1,082	..	1,082
Civil Defence ..	3,43,606	..	3,43,606
Miscellaneous and unforeseen charges	1,11,03,143 (a)	1,32,78,933	2,43,82,076
Loss or gain by exchange ..	82	..	82
Contribution to Central Government from levies for the relief of refugees	53,00,000	..	53,00,000
<i>Deduct</i> —Amount met from Reserve Funds and Deposit Accounts—			
<i>Deduct</i> —Amount met from Guarantees Reserve Fund	(-) 20,37,276	..	(-) 20,37,276
Total ..	3,77,17,797	1,47,82,883	5,25,00,680
Total—I—Miscellaneous ..	1,25,23,318 } 22,21,61,371 }	2,35,79,492	25,82,64,181
II—MISCELLANEOUS CAPITAL ACCOUNT WITHIN THE REVENUE ACCOUNT—			
72—COMMUTATION OF PENSIONS—			
Amount transferred from “120—Pay- ments of commuted value of pen- sions”	6,14,692	..	6,14,692
Total ..	6,14,692	..	6,14,692
Total—II—Miscellaneous ..	6,14,692	..	6,14,692

(a) Includes Rs. 1,56,000 spent from out of advances from the contingency Fund 1971-72 and recouped to the Fund during 1972-73.

STATEMENT No. 12—DETAILED ACCOUNT OF
EXPENDITURE BY MINOR HEADS—*contd.*
(Figures in italics represent charged expenditure)

Heads (1)	Actuals for 1972-73		
	Non-Plan (2) Rs.	Plan (3) Rs.	Total (4) Rs.
J—CONTRIBUTIONS AND MISCELLANEOUS ADJUSTMENTS—			
76—OTHER MISCELLANEOUS COMPENSATIONS AND ASSIGNMENTS—			
Other Miscellaneous Assignments and Compensations, etc.—			
Land Revenue ..	33,39,681	..	33,39,681
State Excise Duties ..	23,382	..	23,382
Other Taxes and Duties ..	18,80,606	..	18,80,606
Total—Other Miscellaneous Assignments, etc.	52,43,669	..	52,43,669
Grants-in-aid, Contributions, etc. ..	1,20,92,593	..	1,20,92,593
Total ..	1,73,36,262	..	1,73,36,262
Total—J—Contributions, etc. ..	1,73,36,262	..	1,73,36,262
Total—Expenditure on Revenue Account	34,60,48,871 129,38,03,049	93,990 28,78,66,474	192,78,12,384
CAPITAL ACCOUNT OUTSIDE THE REVENUE ACCOUNT—			
AA—CAPITAL ACCOUNT OF SECURITY PRINTING PRESS AND COMPENSATION ON THE ABOLITION OF ZAMINDARI SYSTEM OUTSIDE THE REVENUE ACCOUNT—			
92—PAYMENT OF COMPENSATION TO LAND-HOLDERS, ETC. ON THE ABOLITION OF THE ZAMINDARI SYSTEM—			
Compensation ..	21,05,060	..	21,05,060
Deduct—Amount met from the Zamindari Abolition Fund.	—21,05,060	..	—21,05,060
Total
Total—AA—Capital Account, etc.
DD—CAPITAL ACCOUNT OF SOCIAL AND DEVELOPMENTAL SERVICES OUTSIDE THE REVENUE ACCOUNT—			
94—CAPITAL OUTLAY ON IMPROVEMENT OF PUBLIC HEALTH—			
Municipal Water Supply and Drainage Schemes.	38,911	73,96,268
Deduct—Expenditure written back to "30—Public Health" within the Revenue Account.	—28,35,400	73,57,357	—28,35,400
Total ..	—28,35,400	38,911 73,57,357	45,60,868

STATEMENT No. 12—DETAILED ACCOUNT OF EXPENDITURE BY MINOR HEADS—*contd.*

(Figures in italics represent charged expenditure)

Heads 1	Actuals for 1972-73		
	Non-Plan 2	Plan 3	Total 4
	Rs.	Rs.	Rs.
95—CAPITAL OUTLAY ON SCHEMES OF AGRICULTURAL IMPROVEMENT AND RESEARCH (A)—			
Total ..	1,43,36,689	30,576 3,53,21,560	4,96,88,825
96—CAPITAL OUTLAY ON INDUSTRIAL AND ECONOMIC DEVELOPMENT—			
Capital outlay on departmental Commercial undertakings. (a)	—11,91,503	3,99,668	—7,91,835
Investments in Government Commercial and Industrial Undertakings.	10,00,000	1,60,79,700	1,70,79,700
Investments in other Commercial and Industrial Undertakings.	..	19,14,000	19,14,000
Investments in Co-operative Societies	..	2,80,35,920 (b)	2,80,35,920
Total ..	—1,91,503	4,64,29,288	4,62,37,785
Total—DD—Capital Account of Social and Developmental Services, etc.	1,13,09,786	69,487 8,91,08,205	10,04,87,478
EE—CAPITAL ACCOUNT OF MULTI-PURPOSE RIVER SCHEMES, IRRIGATION AND ELECTRICITY SCHEMES OUTSIDE THE REVENUE ACCOUNT—			
98—CAPITAL OUTLAY ON MULTI-PURPOSE RIVER SCHEMES— <i>Hirakud Dam Project—Stage-I—</i>			
I—Dam and Appurtenant Works—			
Works	—7,91,975(c)	—7,91,975
Establishment	1,13,552	1,13,552
Tools and Plant	—3,475(c)	—3,475
Suspense	47,76,749	47,76,749
Deduct—Receipts and Recoveries on Capital Account.	..	—43,54,042	—43,54,042
Total—Dam and Appurtenant Works.	..	—2,59,191	—2,59,191

(A) For minor head-wise details, please see statement no. 13.

(a) The *minus* expenditure is due to credits being more than the debits in the personal ledger accounts.

(b) Excludes Rs. 2,00,000 spent from out of advances from the Contingency Fund during 1972-73 but not recouped to the Fund till the close of the year.

(c) The *minus* expenditure is due to credits being more than the expenditure.

STATEMENT No. 12—DETAILED ACCOUNT OF EXPENDITURE
BY MINOR HEADS—*contd.*

(*Figures in italics represent charged expenditure*)

Heads 1	Actuals for 1972-73		
	Non-Plan 2	Plan 3	Total 4
	Rs.	Rs.	Rs.
II—Main Canals, Branches, Distributaries and Water Courses—			
Works	88,144	88,144
Establishment	13,751	13,751
Tools and Plant	2,637	2,637
Suspense	25,576	25,576
<i>Deduct</i> —Receipts and Recoveries on Capital Account.	—14	—14
Total—II—Main Canals, Branches, Distributaries and Water Courses.	1,30,094	1,30,094
Total—Hirakud Dam Project Stage I—	—1,29,097	—1,29,097
<i>Stage-II</i>			
Hirakud Subsidiary Power House Project—			
Works	22,220	22,220
Establishment	3,138	3,138
Tools and Plant	602	602
Suspense	18,698	18,698
<i>Deduct</i> —Receipts and Recoveries on Capital Account.	—3,990	—3,990
Total—Stage-II	40,668	40,668
Total—Hirakud Dam Project	—88,429	—88,429
Balimela Dam Project—			
I—Dam and Appurtenant Works—			
Works	4,58,89,941	4,58,89,941
Establishment	41,75,015	41,75,015
Tools and Plant	13,667	13,667
Suspense	—19,50,191(a)	—19,50,191
<i>Deduct</i> —Amount transferred to other Governments—50 per cent share of expenditure recoverable from the Government of Andhra Pradesh.	—81,90,905	—81,90,905
<i>Deduct</i> —Receipts and Recoveries on Capital Account.	—2,63,049	—2,63,049
Total— I—Dam and Appurtenant Works.	3,96,74,478	3,96,74,478

(a) The *minus* expenditure was due to credits being more than debits.

STATEMENT No. 12—DETAILED ACCOUNT OF EXPENDITURE
BY MINOR HEADS—*contd.**(Figures in italics represent charged expenditure)*

Heads 1	Actuals for 1972-73		
	Non-Plan	Plan	Total
	2	3	4
	Rs.	Rs.	Rs.
II—Balimela Power Scheme—			
Works	5,64,12,240		5,64,12,240
Establishment	22,78,048		22,78,048
Tools and Plant	6,59,034		6,59,034
Suspense	—54,37,040(a)		—54,37,040
<i>Deduct—Receipts and Recoveries on Capital Account</i>	—16,42,143		—16,42,143
Total—II—Balimela Power Scheme.	5,22,70,139		5,22,70,139
Total—Balimela Dam Project	9,19,44,617		9,19,44,617
Bhimkund Irrigation Project—			
Works	1,93,399		1,93,399
Establishment	1,28,565		1,28,565
Tools and Plant	57,299		57,299
Suspense	76,471		76,471
<i>Deduct—Receipts and Recoveries on Capital Account.</i>	—670		—670
Total—Bhimkund Irrigation Project.	4,55,064		4,55,064
Rengali Irrigation Project—			
Works	10,99,907		10,99,907
Establishment	2,91,267		2,91,267
Tools and Plant	1,09,397		1,09,397
Suspense	38,61,223		38,61,223
<i>Deduct—Receipts and Recoveries on Capital Account.</i>	—814		—814
Total—Rengali Irrigation Project.	53,60,980		53,60,980
Total	58,16,044	9,18,56,188	9,76,72,232

(a) The *minus* expenditure was due to credits being more than the debits.

STATEMENT No. 12—DETAILED ACCOUNT OF EXPENDITURE
BY MINOR HEADS—*contd.**(Figures in italics represent charged expenditure)*

Heads 1	Actuals for 1972-73		
	Non-Plan 2 Rs.	Plan 3 Rs.	Total 4 Rs.
99—CAPITAL OUTLAY ON IRRIGATION, NAVIGATION, EMBANKMENT AND DRAINAGE WORKS (COMMERCIAL)—			
<i>A—Irrigation Works—</i>			
(i) Productive—			
Works		1,44,341	1,96,56,500
Establishment		1,95,12,159	
Tools and Plant		31,02,308	
Suspense		6,41,647	
<i>Deduct—Receipts and Recoveries on Capital Account..</i>		23,69,843	
		-6,31,089	-6,31,089
Total—(i)—Productive		1,44,341	2,51,39,209
		2,49,94,868	
(ii) Unproductive—			
Works		23,922	2,01,61,822
Establishment		(a) 2,01,37,900	
Tools and Plant		26,26,923	
Suspense		5,61,985	
<i>Deduct—Receipts and Recoveries on Capital Account..</i>		34,28,842	
		-38,60,211	-38,60,211
Total—(ii) Unproductive		23,922	2,29,19,361
		2,28,95,439	
Total		1,68,263	4,80,58,570
		4,78,90,307	
100—CAPITAL OUTLAY ON IRRIGATION NAVIGATION, EMBANKMENT AND DRAINAGE WORKS (NON-COMMERCIAL)—			
<i>A—Irrigation Works—</i>			
Works	17,751	18,80,247	18,97,998
Tools and Plant	710	..	710
Total—A—Irrigation Works	18,461	18,80,247	18,98,708
<i>B—Navigation, Embankment and Drainage Works—</i>			
Works	3,115	80,82,338	80,85,453
Establishment	8,69,215	8,69,215
Tools and Plant	3,07,084	3,07,084
Total—B—Navigation, etc.	3,115	92,58,637	92,61,752
Total	21,576	1,11,38,884	1,11,60,460

(a) Excludes Rs. 1,98,482 spent from out of advances from the Contingency Fund during 1972-73 but not recouped to the fund till the close of the year.

STATEMENT No. 12—DETAILED ACCOUNT OF EXPENDITURE
BY MINOR HEADS—*contd.*

(Figures in italics represent charged expenditure)

Heads	Actuals for 1972-73		
	Non-Plan	Plan	Total
1	2	3	4
	Rs.	Rs.	Rs.
101—CAPITAL OUTLAY ON ELECTRICITY SCHEMES—			
<i>B—Thermo-Electric Schemes—</i>			
<i>Talcher Thermal Schemes</i>			
Works	—28,34,036(a)	—28,34,036
Establishment	71,177	71,177
Tools and Plant	—69,498(a)	—69,498
Suspense	13,69,334	13,69,334
<i>Deduct—Receipts and Recoveries on Capital Account.</i>	..	—24,75,965	—24,75,965
Total—B—Thermo-Electric Schemes.	..	—39,38,988	—39,38,988
Total	—39,38,988	—39,38,988
Total—EE—Capital Account of Multipurpose River Schemes, etc.	58,37,620	14,69,46,391 ^{1,68,263}	15,29,52,274
FF—CAPITAL ACCOUNT OF PUBLIC WORKS (INCLUDING ROADS) AND SCHEMES OF MISCELLANEOUS PUBLIC IMPROVEMENTS OUTSIDE THE REVENUE ACCOUNT—			
103—CAPITAL OUTLAY ON PUBLIC WORKS—			
<i>Rental Housing Schemes financed out of Life Insurance Corporation loan—</i>			
Works	27,52,109	28,27,643	55,79,752
Establishment	13,845	—286(b)	13,559
Tools and Plant	1,19,442	1,22,760	2,42,202
Total	28,85,396	29,50,117	58,35,513
<i>Capital Construction Project—</i>			
Works	46,034	82,71,532	83,17,566
Establishment	2,21,066	2,21,066
Tools and Plant	2,172	1,11,444	1,13,616
Total—Capital Construction Project.	48,206	86,04,042	86,52,248

(a) The *minus* expenditure is due to credits being more than the expenditure.

(b) The *minus* expenditure was on account of recovery of tools and plant charges from other departments, etc. shown under this head.

STATEMENT No. 12—DETAILED ACCOUNT OF EXPENDITURE BY
MINOR HEADS— *contd.*

(Figures in italics represent charged expenditure)

Heads 1	Actuals for 1972-73		
	Non-Plan 2 Rs.	Plan 3 Rs.	Total 4 Rs.
Original Works—Buildings—			
Taxes on Income ..	5,40,107	..	5,40,107
Registration ..	1,27,137	..	1,27,137
General Administration ..	15,46,731	..	15,46,731
Administration of Justice ..	2,47,445	..	2,47,445
Jails ..	1,71,990	..	1,71,990
Police ..	20,000 } 28,09,138 }	..	28,29,138
Education ..	29,885	33,59,209	33,89,094
Medical ..	25,841	13,53,492	13,79,333
Public Health ..	5,000	338	5,338
Agriculture ..	1,048	..	1,048
Animal Husbandry ..	18,960	91,925	1,10,885
Industries ..	2,18,411	2,85,924	5,04,335
Miscellaneous Departments ..	12,65,249	9,59,665	22,24,914
Public Works ..	17,40,849	24	17,40,873
Stationery and Printing ..	33,894	16,94,028	17,27,922
Forest	1,232	1,232
Total—Original Works—Buildings.	20,000 } 87,81,685 }	77,45,837	1,65,47,522
Original Works—Communications ..	9,36,341	15,925 2,33,89,892	2,43,42,158
Establishment ..	1,64,874	11,45,073	13,09,947
Tools and Plant ..	4,86,278	333 15,83,875	20,70,486
Grants-in-aid	8,00,000	8,00,000
Suspense	1,08,394	1,08,394
<i>Deduct</i> —Expenditure written back to “50—Public Works” within the Revenue Account.	—3,24,300	..	—3,24,300
<i>Deduct</i> —Receipts and Recoveries on Capital Account.	..	—7,21,576	—7,21,576
Total ..	20,000 } 1,29,78,480 }	16,258 } 4,56,05,654 }	5,86,20,392
109—CAPITAL OUTLAY ON OTHER WORKS—			
Original Works—			
Police ..	4,58,386	..	4,58,386
Animal Husbandry	20,321	20,321
Industries	23,77,595	23,77,595
Community Development Projects, National Extension Service and Local Development Works.	..	3,30,505	3,30,505
<i>Deduct</i> —Receipts and Recoveries on Capital Account.	—79,982	—3,61,618	—4,41,600
<i>Deduct</i> —Capital Expenditure written back to “32—Rural Development” within the Revenue Account.	—5,00,000	..	—5,00,000
Total ..	—1,21,596	23,66,803	22,45,207
Total—FF—Capital Account of Public Works, etc.	20,000 } 1,28,56,884 }	16,258 } 4,79,72,457 }	6,08,65,599

STATEMENT NO. 12—DETAILED ACCOUNT OF EXPENDITURE
BY MINOR HEADS—*contd.*

(Figures in italics represent charged expenditure)

Heads 1	Actuals for 1972-73		
	Non-Plan 2 Rs.	Plan 3 Rs.	Total 4 Rs.
GG—CAPITAL ACCOUNT OF TRANSPORT AND COMMUNI- CATIONS (OTHER THAN ROADS) OUTSIDE THE REVENUE ACCOUNT—			
110—CAPITAL OUTLAY ON PORTS (A)			
Total	1,69,805	1,69,805
114—CAPITAL OUTLAY ON ROADS AND WATER TRANSPORT SCHEMES—			
A—Road Transport—			
Motor Transport Services	25,78,267	25,78,267
Total	25,78,267	25,78,267
Total—GG—Capital Account of Transport and Communi- cations, etc.	27,48,072	27,48,072
II—MISCELLANEOUS CAPITAL ACCOUNT OUTSIDE THE REVE- NUE ACCOUNT—			
119—CAPITAL OUTLAY ON FORESTS—			
Organisation, Improvement and Extension of Forest.	20,23,785	20,23,785
Communications and buildings	9,81,786	9,81,786
Total	30,05,571	30,05,571
120—PAYMENTS OF COMMUTED VALUE OF PENSIONS—			
Commuted value of Pensions—			
(a) Payments in India ..	6,14,692	..	6,14,692
Deduct—Capital expenditure trans- ferred to "72-Commutation of pensions" within the Revenue Account—	-6,14,692	..	-6,14,692
Total
124—CAPITAL OUTLAY ON SCHEMES OF GOVERNMENT TRADINGS (A)—			
Total	6,41,510	6,33,462
Total—II—Miscellaneous	36,47,081	36,39,033
Capital Accounts outside the Revenue Account—			
Total—Capital Expenditure outside the Revenue Account—	23,168 2,99,93,074	2,54,008 29,04,22,206	32,06,92,456
Grand Total—Expenditure ..	34,60,72,039 132,37,96,123	3,47,998 57,82,88,680	224,85,04,840

(A) For minor head-wise details, please see statement no. 13.

**STATEMENT No. 13—DETAILED STATEMENT OF CAPITAL
EXPENDITURE OUTSIDE THE REVENUE ACCOUNT
DURING AND TO END OF THE YEAR 1972-73**

Nature of Expenditure 1	Expenditure during 1972-73			Expenditure to end of 1972-73 5
	Non-Plan	Plan	Total	
	2 Rs.	3 Rs.	4 Rs.	
92—PAYMENT OF COMPENSATION TO LAND HOLDERS, ETC. ON THE ABOLITION OF ZAMINDARI SYSTEM—				
Compensation ..	21,05,060	..	21,05,060	6,47,02,764
<i>Deduct</i> —Receipts and Recoveries on Capital Account.	—4,059
<i>Deduct</i> —Amount met from Zamindari Abolition Fund	—21,05,060	..	—21,05,060	—6,46,98,705
Net amount outside the Revenue Account.
94—CAPITAL OUTLAY ON IMPROVE- MENT OF PUBLIC HEALTH—				
Grant-in-aid—				
Municipal and Water Supply and Drain- age Schemes—	..	73,96,268	73,96,268	7,04,40,767(a)
<i>Deduct</i> —Receipts and Recoveries on Capital Account.	—6,191(b)
<i>Deduct</i> —Amount transferred to State Loan Account—	—35,52,002
<i>Deduct</i> —Expenditure written back to “30—Public Health” within the Revenue Account.	—28,35,400	..	—28,35,400	—2,05,99,416
Net amount outside the Revenue Account.	—28,35,400	73,96,268	45,60,868	4,62,83,158

(a) Includes Rs. 6,997 corrected *pro forma* being the expenditure misclassified under “*Deduct*—Receipts and Recoveries on Capital Account” during 1969-70.

(b) Excludes Rs. 6,997 corrected *pro forma vide* note (a) above.

STATEMENT No. 13—DETAILED STATEMENT OF CAPITAL
EXPENDITURE OUTSIDE THE REVENUE ACCOUNT
DURING AND TO END OF THE YEAR 1972-73

Nature of Expenditure	Expenditure during 1972-73			Expenditure to end of 1972-73
	Non-Plan	Plan	Total	
	Rs.	Rs.	Rs.	
1	2	3	4	5
95—CAPITAL OUTLAY ON SCHEMES OF AGRICULTURAL IMPROVEMENT AND RESEARCH—				
Special paddy culti- vation Scheme	35,000
Reclamation of Kau- salya-Ganga Project	15,200
Establishment of Bonemeal factory	69,775
Reclamation of waste land through Government Agencies	1,50,842
Tractor Ploughing for Private parties	36,160
Hiring of ploughing sets and Agricul- tural implements	79,489
Developm e n t of Inland Fisheries.	3,80,585
Reclam a t i o n of Swamps	1,00,000
Major Irrig a t i o n Works in-charge of Chief Engineers	..	2,45,22,358	2,45,22,358	15,34,48,739
Lift Irrigation ..	1,43,36,689	73,44,184	2,16,80,873	5,48,73,349
Minor Irrigation Works incharge of Civil Officers	2,32,93,218
Minor Irrigation Works in connec- tion with National Extension Service Blocks	41,216
Schemes for Agricul- tural improvement and Research	..	28,20,753	28,20,753	1,86,56,242
Agricultural Engi- neering Section	25,816
Special Minor Irri- gation Works in- charge of Civil Officers	252
Tube well Irrigation	..	6,64,841	6,64,841	81,53,789
Total	1,43,36,689	3,53,52,136	4,96,88,825	25,93,59,672

STATEMENT NO. 13—DETAILED STATEMENT OF CAPITAL
EXPENDITURE OUTSIDE THE REVENUE ACCOUNT
DURING AND TO END OF THE YEAR 1972-73—*contd.*

Nature of Expenditure	Expenditure during 1972-73			Expenditure to end of 1972-73
	Non-Plan	Plan	Total	
	2	3	4	
1	Rs.	Rs.	Rs.	Rs.
96—CAPITAL OUTLAY ON INDUSTRIAL AND ECONOMIC DEVELOPMENT—				
I—Capital outlay on Departmental Com- mercial Undertak- ings—				
Cold Storage Plant	—11,88,595(a)	3,99,668	—7,88,927	63,97,903
Boudh Tannery ..	32,655	..	32,655	2,30,555
Establishment of Industrial Estates	4,70,811
Titilagarh Tannery ..	—35,563(a)	..	—35,563	61,658
Manufacture of Raniganj Tiles	—1,57,149(a)
Demonstration Shoe Factory.	—53,390(a)
Total I—Capital outlay on Departmental Commercial Under- takings	—11,91,503	3,99,668	—7,91,835	69,50,388
II—Investments in Government Com- mercial and Indus- trial Undertakings—				
Statutory Corporations—				
Orissa State Financial Corporation, Cuttack	64,16,500
Orissa State Warehous- ing Corporation, Bhubaneswar	..	1,08,000	1,08,000	12,88,000
Total—Statutory Cor- porations	..	1,08,000	1,08,000	77,04,500

(a) The *minus* expenditure is due to credits being more than the debits in the personal ledger accounts.

STATEMENT NO. 13—DETAILED STATEMENT OF CAPITAL
EXPENDITURE OUTSIDE THE REVENUE ACCOUNT
DURING AND TO END OF THE YEAR 1972-73 - contd.

Nature of Expenditure 1	Expenditure during 1972-73			Expenditure to the end of 1972-73 5
	Non-Plan 2 Rs.	Plan 3 Rs.	Total 4 Rs.	
<i>Government companies—</i>				
Orissa Mining Corporation	..	85,42,000	85,42,000	8,75,68,350
Mayurbhanj Oil and Oil products, Ltd.,	60,000
Mayurbhanj Spinning and weaving Mills, Ltd.	12,00,000
Orissa Construction Corporation	10,00,000	..	10,00,000	92,14,000
Mayurbhanj Textiles	3,73,800
Koshal Industrial Development Syndicate, Ltd.	4,50,000
Share Capital contribution to Pilot Project Companies	..	-17,500(a)	-17,500	58,34,312
Orissa Agro and Small Industries Corporation	..	9,37,200	9,37,200	85,12,200
Industrial Development Corporation of Orissa	..	46,10,000	46,10,000	19,16,67,100
Orissa Fisheries Development Corporation	35,00,000
Orissa Forest Corporation	93,00,000
Purchase of shares in State Commercial Transport Corporation	..	5,00,000	5,00,000	2,30,00,000
Investment in shares of Road Transport Companies	..	5,00,000	5,00,000	28,21,372
Orissa Small Industries Corporation	..	7,00,000	7,00,000	9,00,000
Purchase of shares in Industrial promotion and Investment Corporation	..	1,00,000	1,00,000	1,00,000
Banana and Fruit Development Corporation	..	1,00,000	1,00,000	1,00,000
Total—Government Companies	10,00,000	1,59,71,700	1,69,71,700	34,46,01,134
Total—II—Investments in Government Commercial and Industrial Undertakings	10,00,000	1,60,79,700	1,70,79,700	35,23,05,634

(a) The minus figure is due to receipts on account of redemption of shares being more than the investment during the year.

STATEMENT NO. 13—DETAILED STATEMENT OF CAPITAL EXPENDITURE OUTSIDE THE REVENUE ACCOUNT DURING AND TO END OF THE YEAR 1972-73—*contd.*

Nature of Expenditure 1	Expenditure during 1972-73			Expenditure to end of 1972-73 5 Rs.
	Non-Plan	Plan	Total	
	2 Rs.	3 Rs.	4 Rs.	
III—Investments in other Commercial and Industrial Undertakings—				
<i>Joint stock Companies—</i>				
Orissa Textile Mills, Ltd, Choudwar, Cuttack	12,75,004
Puri Electric Supply Co. Ltd. Puri	53,000
Kalinga Industries, Ltd. Jobra, Cuttack	3,00,000
Mayurbhanj potteries Ltd. Kuldiaha	1,00,000
Orissa Cement, Ltd. Rajgangpur	40,00,000
Gauhati Electric Supply Co., Ltd. Assam	32,264
Orissa Cotton Mills, Ltd., Bhagatpur	55,400
Indian Chemical Products, Ltd	7,50,000
Rajendra Paper Mills, Ltd. Bolangir	3,87,500
Tata Engineering and Locomotive Co, Ltd Jamshedpur	98,000
Weaving Factory, Bolangir	25,000
National Vanadium Trust, Ltd, Rairangpur	1,88,844
Mayurbhanj Glass Works, Ltd. Bahalda Road	1,00,000
Hindustan Minerals and Quarries Ltd. Calcutta	1,00,000
Pioneer Ltd, Lucknow	10,000
Kohinoor Aluminium Products, Rourkela	10,000
Orissa Ceramic Industries, Ltd, Jharsuguda	1,25,000
Utkal Equipment and Chemicals, Ltd, Cuttack	3,00,000
Orissa Paper products Ltd, Bolangir	40,000
Orissa Oil Industries, Ltd, Sambalpur	..	2,95,500	2,95,500	10,00,000
Indo East Extraction, Ltd, Bhubaneswar	3,50,000
Orissa Fertilisers and Chemicals, Ltd, Cuttack	6,50,000
Konark Rubber Industries, Ltd Cuttack	..	64,000	64,000	1,64,000

STATEMENT NO. 13—DETAILED STATEMENT OF CAPITAL EXPENDITURE OUTSIDE THE REVENUE ACCOUNT DURING AND TO END OF THE YEAR 1972-73—*contd.*

Nature of Expenditure 1	Expenditure during 1972-73			Expenditure to end of 1972-73 5
	Non-Plan 2	Plan 3	Total 4	
	Rs.	Rs.	Rs.	Rs.
East Coast Breweries and Distilling, Ltd. Cuttack	..	15,04,500	15,04,500	16,04,500
Mamata Drinks and Industries, Ltd. Rourkela	2,50,000
C. I. Foods, Ltd., Cuttack	..	50,000	50,000	50,000
Total—Joint Stock Companies	..	19,14,000	19,14,000	1,20,18,512
<i>Other Schemes—</i>				
Working Capital to Cottage Industries Board	50,000
Training in Printing Technology and Allied Trades	1,69,672
Railway Alignment and construction of ropeway in Sukinda areas	83,872
Total—Other Schemes	3,03,544
Total—III—Investments in other Commercial and Industrial Undertakings	..	19,14,000	19,14,000	1,23,22,056
<i>IV—Investments in Co-operative Societies—</i>				
Consumer's Co-operative Societies	..	7,68,000	7,68,000	28,72,500
Orissa State Co-operative Housing Corporation	1,50,000
Orissa State Co-operative Land Development Bank	..	10,00,000	10,00,000	91,09,938
Share Capital contribution for reorganisation of Central Co-operative Banks	..	38,50,000	38,50,000	2,03,98,800
Share Capital Contribution to Baripada Urban Co-operative Bank	2,50,000
All India Handloom Fabric Marketing Co-operative Societies	5,100
Orissa State Co-operative Bank	17,00,000
Purchase of shares in State Apex Weaver's Co-operative Society	..	2,00,000	2,00,000	9,97,900

STATEMENT NO. 13—DETAILED STATEMENT OF CAPITAL EXPENDITURE OUTSIDE THE REVENUE ACCOUNT DURING AND TO END OF THE YEAR 1972-73—*contd.*

Nature of Expenditure	Expenditure during 1972-73			Expenditure to end of 1972-73
	Non-Plan	Plan	Total	
	2	3	4	
1	Rs.	Rs.	Rs.	Rs.
Share Capital contribution to State Co-operative marketing Society	..	20,00,000	20,00,000	79,26,000
Share Capital contribution to graingola Co-operative societies	22,51,500
Share Capital contribution to large sized Co-operative societies	35,00,000
Share Capital contribution to jute bailing Plant	8,20,000
Share Capital contribution to Co-operative Sugar Factories at Aska and Bargarh	97,00,000
Purchase of shares in Co-operative spinning Mills	..	6,00,000	6,00,000	32,75,000
Share Capital contribution to regional marketing Co-operative societies	..	7,91,000 (a)	7,91,000	41,58,000
Share Capital contribution to rice huller and oil milling units	..	10,96,500	10,96,500	1,17,04,100
Share Capital contribution to Central Fishery Apex Co-operative Society, Balugaon	90,000
Share Capital contribution to fishery Co-operatives	84,000
Share Capital contribution to cold storage plants	..	3,24,620	3,24,620	57,11,620
Share Capital contribution to Co-operative farming societies	2,20,000
Share Capital contribution to agricultural credit Co-tive societies	..	67,39,500	67,39,500	1,73,43,000

(a) Excludes Rs. 2,00,000 spent from out of the advances from the Contingency Fund during 1972-73 but not recouped to the Fund till the close of the year.

STATEMENT NO. 13—DETAILED STATEMENT OF CAPITAL
EXPENDITURE OUTSIDE THE REVENUE ACCOUNT DURING
AND TO END OF THE YEAR 1972-73— contd.

Nature of Expenditure 1	Expenditure during 1972-73			Expenditure to end of 1972-73 5
	Non-Plan 2	Plan 3	Total 4	
	Rs.	Rs.	Rs.	Rs.
Share Capital contribution to labour contract Co-operative societies	5,40,000
Share Capital contribution to sugar units at Borrigumma, Nayagarh and Attabira	7,70,000
Silver filigree units	84,000
Orissa Co-operative Handicraft Corporation	..	50,000	50,000	1,90,000
Share Capital contribution to Orissa Co-operative Insurance Society	1,00,000
Share Capital contribution to Modern Rice Mill at Baragarh Regional Marketing Co-operative Society	47,000
Share Capital contribution to Panchayat Samiti Industries	..	4,70,000	4,70,000	19,79,000
Investment in debentures of Co-operative institutions	..	53,00,000	53,00,000	1,90,66,844
Share Capital contribution to Sakhi-gopal Coconut Growers' Marketing society	..	12,000	12,000	84,500
Share Capital contribution to Chatrapur Cashewnut Processing and Marketing Society	..	1,80,000	1,80,000	2,80,000
Share Capital contribution to Turmeric Powder Plant	15,000
Share Capital contribution to primary land development banks	..	1,25,000	1,25,000	12,72,000
Share Capital contribution to Orissa Power-locom Servicing Co-operative Society	3,50,000

STATEMENT NO. 13—DETAILED STATEMENT OF CAPITAL EXPENDITURE OUTSIDE THE REVENUE ACCOUNT DURING AND TO END OF THE YEAR 1972-73—*contd.*

Nature of Expenditure 1	Expenditure during 1972-73			Expenditure to end of 1972-73 5
	Non-Plan 2	Plan 3	Total 4	
	Rs.	Rs.	Rs.	Rs.
Share Capital contribution to Powerloom Weavers' Co-operative societies	12,00,000
Share Capital contribution to 3 engineering Co-operative societies	..	20,000	20,000	40,000
Share Capital contribution to tassar rearers' Co-operative Societies	..	1,00,000	1,00,000	1,91,800
Share Capital contribution to Co-operative rice mills	..	37,23,300	37,23,300	75,79,500
Share Capital contribution to Tribal Development Co-operative Society	..	6,86,000	6,86,000	6,86,000
Total—IV—Investments in Co-operative Societies	..	2,80,35,920	2,80,35,920	13,67,43,102
Total	..	—1,91,503	4,64,29,288	4,62,37,785
<i>Deduct—Capital expenditure transferred to "40—Capital Outlay on Industrial and Economic Development within the Revenue Account".</i>	—1,13,18,664
<i>Deduct—Amount financed from Ordinary Revenues</i>	—22,84,198
Net amount outside Revenue Account	..	—1,91,503	4,64,29,288	4,62,37,785
98—CAPITAL OUTLAY ON MULTIPURPOSE RIVER SCHEMES—				
Hirakud Dam Project Stage—1.	..	—1,29,097	—1,29,097	68,50,37,462
Hirakud Subsidiary Power House Project	..	40,668	40,668	86,61,320
Balimela Dam Project	..	9,19,44,617	9,19,44,617	52,51,61,530
Bhimkund Irrigation Project	4,54,558	..	4,54,558	4,54,558
Rengali Irrigation Project	53,61,486	..	53,61,486	53,61,486
Total	..	58,16,044	9,18,56,188	9,76,72,232
				1,22,46,76,356

(a) The *minus* expenditure is due to credits to works being more than the expenditure.

STATEMENT NO. 13—DETAILED STATEMENT OF CAPITAL EXPENDITURE OUTSIDE THE REVENUE ACCOUNT DURING AND TO END OF THE YEAR 1972-73—*contd.*

Nature of Expenditure (1)	Expenditure during 1972-73			Expenditure to end of 1972-73 (5) Rs.
	Non-Plan	Plan	Total	
	(2)	(3)	(4)	
	Rs.	Rs.	Rs.	
99—CAPITAL OUTLAY ON IRRIGATION, NAVIGATION EMBANKMENT AND DRAINAGE WORKS (COMMERCIAL)—				
<i>A—Irrigation Works—</i>				
<i>Productive—</i>				
<i>Major Irrigation Works—</i>				
Delta Irrigation Scheme	..	2,51,39,209	2,51,39,209	39,50,24,111
Total—Productive	2,51,39,209	2,51,39,209	39,50,24,111
<i>Unproductive—</i>				
Minor Irrigation works	11,56,646
Orissa Canal Project	2,76,17,976
Rushikulya System	53,03,530
<i>Major Irrigation Projects—</i>				
Salandi Irrigation Project	..	6,37,078	6,37,078	14,08,36,872
Anandapur Barrage Project	..	14,01,270	14,01,270	34,65,412
<i>Medium Irrigation Projects—</i>				
Budha Budhiani Irrigation Project	..	86,083	86,083	1,53,61,224
Salia Irrigation Project	..	1,28,549	1,28,549	3,45,05,898
Dhanai Irrigation Project	..	2,14,277(a)	2,14,277	1,56,13,055
Salki Irrigation Project	..	8,50,298	8,50,298	1,69,77,599
Darjang Irrigation Project	..	13,39,060	13,39,060	3,98,34,460
Godahada Irrigation Project	..	44,42,525	44,42,525	2,71,70,653
Bahuda Irrigation Project	..	10,59,851	10,59,851	1,16,87,912
Hiradharbati Irrigation Project	..	82,294	82,294	39,38,864
Jorohara Bhanga Irrigation Project	4,72,099

(a) Excludes Rs. 1,98,482 spent from out of advances from the Contingency Fund during 1972-73 but not recouped to the fund till the close of the year.

STATEMENT NO. 13—DETAILED STATEMENT OF CAPITAL
EXPENDITURE OUTSIDE THE REVENUE ACCOUNT DURING
AND TO END OF THE YEAR 1972-73—*contd.*

Heads	Expenditure during 1972-73			Expenditure to end of 1972-73
	Non-Plan	Plan	Total	
	2	3	4	
1		Rs.	Rs,	Rs.
Pitamahal Irrigation Project	..	39,16,802	39,16,802	1,11,65,358
Uttei Irrigation Project	..	26,94,891	26,94,891	35,54,788
Baghua Irrigation Project	..	16,36,658	16,36,658	26,63,771
Dahuka Irrigation Project	..	4,04,882	4,04,882	4,38,586
Khadakei Irrigation Project	..	11,57,636	11,57,636	11,57,636
Dadarghati Irrigation Project	..	2,61,907	2,61,907	2,61,907
Kala Irrigation Project	..	19,27,038	19,27,038	19,27,038
Ongo Irrigation Project	..	3,75,239	3,75,239	3,75,239
Ramiala Irrigation Project	..	1,43,994	1,43,994	1,43,994
Sunder Irrigation Project	..	71,567	71,567	71,567
Saipal Irrigation Project	..	87,462	87,462	87,462
Total—Unproductive	..	2,29,19,361	2,29,19,361	36,57,89,546
Total—Irrigation Works..	..	4,80,58,570	4,80,58,570	76,08,13,657
<i>Deduct—Capital expenditure transferred to "48—Capital outlay on Irrigation, Navigation, Embankment and Drainage Works" within the Revenue Account (including the amount financed from famine Insurance grant and Famine Relief Fund)</i>	—24,06,794
Net amount outside the Revenue Account	.	4,80,58,570	4,80,58,570	75,84,06,863

STATEMENT NO. 13—DETAILED STATEMENT OF CAPITAL EXPENDITURE OUTSIDE THE REVENUE ACCOUNT DURING AND TO END OF THE YEAR 1972-73—*contd.*

Nature of Expenditure	Expenditure during 1972-73			Expenditure to end of 1972-73
	Non-Plan	Plan	Total	
	1	2	3	
	Rs.	Rs.	Rs.	Rs.
100—CAPITAL OUTLAY ON IRRIGATION, NAVIGATION, EMBANKMENT AND DRAINAGE WORKS (NON-COMMERCIAL)—				
A—Irrigation Works ..	18,461	18,80,247	18,98,708	1,80,95,671
B—Navigation, Embankment and Drainage Works	3,115	92,58,637	92,61,752	7,94,27,117
Total ..	21,576	1,11,38,884	1,11,60,460	9,75,22,788
<i>Deduct</i> —Capital expenditure transferred to "48—Capital Outlay on Irrigation, Navigation, Embankment and Drainage Works" within the Revenue Account	—2,08,256
Net amount outside the Revenue Account	21,576	1,11,38,884	1,11,60,460	9,73,14,532
101—CAPITAL OUTLAY ON ELECTRICITY SCHEMES—				
I—Hydro-Electric Schemes—				
Machkund Hydro-Electric (Joint) Scheme	4,62,64,235
Investigation of Multipurpose Project (Bhimkund and Tikerpara Projects)	90,808
II—Thermo-Electric Schemes—				
Talcher Thermal Scheme	..	—39,38,988(a)	—39,38,988	—39,38,988
Talcher Utilisation Scheme	—2,97,424(a)
Total	—39,38,988	—39,38,988	4,21,18,631

(a) The *minus* expenditure is due to credits to works being more than expenditure.

**STATEMENT NO. 13—DETAILED STATEMENT OF CAPITAL
EXPENDITURE OUTSIDE THE REVENUE ACCOUNT DURING
AND TO END OF THE YEAR 1972-73—contd.**

Nature of Expenditure 1	Expenditure during 1972-73			Expenditure to end of 1972-73 5
	Non-Plan	Plan	Total	
	Rs.	Rs.	Rs.	
<i>Deduct</i> —Capital expenditure transferred to "49—Capital outlay on Electricity Schemes" within the Revenue Account	—22,87,713
Net amount outside the Revenue Account	..	—39,38,988	—39,38,988	3,98,30,918

**103—CAPITAL OUTLAY
ON PUBLIC WORKS—**

Original Works—

Buildings—

Taxes on Income ..	5,40,107	..	5,40,107	1,06,19,268
Land Revenue	1,35,790
Excise	1,58,424
Registration ..	1,27,137	..	1,27,137	6,66,450
General Administration	15,46,731	..	15,46,731	1,41,35,026
Administration of Justice	2,47,445	..	2,47,445	45,39,735
Jails ..	1,71,990	..	1,71,990	22,57,940
Police ..	28,29,138	..	28,29,138	4,31,78,064
Education ..	29,885	33,59,209	33,89,094	4,15,53,481
Medical ..	25,841	13,53,492	13,79,333	1,68,03,704
Public Health ..	5,000	338	5,338	8,10,988
Agriculture ..	1,048	..	1,048	23,35,797
Animal Husbandry..	18,960	91,925	1,10,885	39,77,465
Co-operation	20,972
Industries ..	2,18,411	2,85,924	5,04,335	2,55,08,206
Miscellaneous Departments	12,65,249	9,59,665	22,24,914	2,51,00,453

STATEMENT NO. 13—DETAILED STATEMENT OF CAPITAL
EXPENDITURE OUTSIDE THE REVENUE ACCOUNT DURING
AND TO END OF THE YEAR 1972-73—*contd.*

Nature of Expenditure	Expenditure during 1972-73			Expenditure to end of 1972-73
	Non-Plan	Plan	Total	
	Rs.	Rs.	Rs.	
1	2	3	4	5
Public Works ..	17,40,849	24	17,40,873	1,59,12,796
Stationery and Printing	33,894	16,94,028	17,27,922	87,21,721
Forest	1,232	1,232	91,367
Original Works— Communication	9,36,341	2,34,05,817	2,43,42,158	44,49,97,340
Miscellaneous	12,59,581
Establishment ..	1,64,874	11,45,073	13,09,947	2,88,86,483
Tools and Plant ..	4,86,278	15,84,208	20,70,486	2,73,96,068
Grants-in-aid	8,00,000	8,00,000	74,00,748
Suspense	1,08,394	1,08,394	14,31,828
<i>Deduct</i> —Receipts and Recoveries on Capital Account	..	—7,21,576	—7,21,576	—76,54,554
Capital construction Project	48,206	86,04,042	86,52,248	13,31,66,852
Rental Housing Schemes	28,85,396	29,50,117	58,35,513	6,57,85,807
Total ..	1,33,22,780	4,56,21,912	5,89,44,692	91,91,97,800
<i>Deduct</i> —Capital expendi- ture transferred to “52—Capital outlay on Public Works” within the Revenue Account.	—4,05,51,041
<i>Deduct</i> —Expenditure written back to “50—Public Works” within the Revenue Account.	—3,24,300	..	—3,24,300	—39,44,100
Net amount outside the Revenue Account.	1,29,98,480	4,56,21,912	5,86,20,392	87,47,02,659

STATEMENT NO. 13—DETAILED STATEMENT OF CAPITAL EXPENDITURE OUTSIDE THE REVENUE ACCOUNT DURING AND TO END OF THE YEAR 1972-73—*contd.*

Nature of Expenditure 1	Expenditure during 1972-73			Expenditure to end of 1972-73 5
	Non-Plan	Plan	Total	
	Rs.	Rs.	Rs.	
109—CAPITAL OUTLAY ON OTHER WORKS—				
Original Works—				
Land Revenue	1,02,47,061
General Administration	3,39,987
Police ..	4,58,386	..	4,58,386	62,97,177
Scientific Departments	21,44,722
Education	14,96,681
Public Health	62,423
Agriculture	20,71,729
Rural Development	50,46,075
Animal Husbandry	20,321	20,321	52,99,866
Industries	23,77,595	23,77,595	2,10,08,874
Labour and Employment	35,91,866
Community Development Projects, National Extension Service and Local Development Works	3,30,505	3,30,505	6,28,894
Miscellaneous Social and Developmental Organisations (Tribal and Rural Welfare)	2,18,920
Ports and Pilotage (ports)	31,83,172
Grants-in-aid	42,06,874
<i>Deduct—Receipts and Recoveries on Capital Account</i>	—79,982	—3,61,618	—4,41,600	—41,64,530
Total ..	3,78,404	23,66,803	27,45,207	6,16,79,791
<i>Deduct—Capital expenditure written back to "32—Rural Development" within the Revenue Account</i>	—5,00,000	..	—5,00,000	—35,00,000
Net amount outside the Revenue Account	—1,21,596	23,66,803	22,45,207	5,81,79,791

STATEMENT NO. 13—DETAILED STATEMENT OF CAPITAL EXPENDITURE OUTSIDE THE REVENUE ACCOUNT DURING AND TO END OF THE YEAR 1972-73—*contd.*

Nature of Expenditure	Expenditure during 1972-73			Expenditure to end of 1972-73	
	Non-Plan	Plan	Total		
	1	2	3		4
	Rs.	Rs.	Rs.	Rs.	
110—CAPITAL OUTLAY ON PORTS—					
Paradeep Port—					
Works	52,63,600	
Suspense		4
Other Ports—					
Works	15,82,82,006	
Establishment	1,69,805	1,69,805	54,15,022	
Tools and Plant and Equipments	37,78,043	
Survey, Dredging and Miscellaneous	58,32,479	
<i>Deduct—Receipts and Recoveries on Capital Account</i>	—1,02,38,652	
Total	1,69,805	1,69,805	16,83,32,502	
114—CAPITAL OUTLAY ON ROAD AND WATER TRANSPORT SCHEMES—					
<i>(a) Road Transport—</i>					
Motor Transport Service	25,78,267	25,78,267	3,11,36,664	
<i>(b) Water Transport—</i>					
Water Transport Services	78,577	
Total	25,78,267	25,78,267	3,12,15,241	
<i>Deduct—Capital expenditure transferred to "60—Capital outlay on Road and Water Transport Schemes" within the Revenue Account</i>	—2,99,482	
Net amount outside the Revenue Account	25,78,267	25,78,267	3,09,15,759	

**STATEMENT NO. 13—DETAILED STATEMENT OF CAPITAL
EXPENDITURE OUTSIDE THE REVENUE ACCOUNT DURING
AND TO END OF THE YEAR 1972-73—contd.**

Nature of Expenditure	Expenditure during 1972-73			Expenditure to end of 1972-73
	Non-Plan	Plan	Total	
	Rs.	Rs.	Rs.	
1	2	3	4	5
119—CAPITAL OUTLAY ON FORESTS—				
Organisation, Improve- ment and Extension of Forests	..	20,23,785	20,23,785	1,92,00,400
Communication and Buildings.	..	9,81,786	9,81,786	96,79,437
Total	..	30,05,571	30,05,571	2,88,79,837
120—PAYMENTS OF COMMUTED VALUE OF PENSIONS—				
Commuted value of pensions	6,14,692	..	6,14,692	43,17,698
(a) Payment in India				
<i>Deduct—Capital expenditure trans- ferred to "72— Commutation of Pensions" within the Revenue Account</i>	—6,14,692	..	—6,14,692	—43,17,698
Net amount outside the Revenue Account
124—CAPITAL OUTLAY ON SCHEMES OF GOVERNMENT TRADING—				
<i>Grain Supply Schemes—</i>				
Gross Expenditure	16,82,59,667
<i>Deduct—Receipts and recoveries on Capital Account</i>	—19,13,09,776
Net Expenditure	—2,30,50,109

DETAILED

STATEMENT NO. 13—STATEMENT OF CAPITAL EXPENDITURE
OUTSIDE THE REVENUE ACCOUNT DURING AND TO END
OF THE YEAR 1972-73—*contd.*

Nature of Expenditure	Expenditure during 1972-73			Expenditure to end of 1972-73
	Non-Plan	Plan	Total	
	1	2	3	
	Rs.	Rs.	Rs.	Rs.
<i>Grain Purchase Scheme—</i>				
Gross Expenditure ..	—1,08,94,932 (a)	..	—1,08,94,932	22,05,90,694
<i>Deduct—Receipts and Recoveries on Capital Account</i>	—15,963	..	— 15,963	—26,65,63,595
Net Expenditure ..	—1,09,10,895	..	—1,09,10,895	—4,59,72,901
<i>Trading in Iron Ore—</i>				
Gross Expenditure ..	34,180	..	34,180	17,41,899
<i>Deduct—Receipts and Recoveries on Capital Account</i>	—6,307
Net Expenditure ..	34,180	..	34,180	17,35,592
<i>Standard Cloth Scheme—</i>				
Gross Expenditure	2,21,77,778
<i>Deduct—Receipts and Recoveries on Capital Account</i>	—2,31,72,730
Net Expenditure	—9,94,952
<i>Community Development Projects—</i>				
Gross Expenditure	10,89,934
<i>Deduct—Receipts and Recoveries on Capital Account</i>	—10,90,536
Net Expenditure	—602

(a) The *minus* expenditure is due to credits being more than debits in the personal ledger accounts.

**STATEMENT NO. 13—DETAILED STATEMENT OF CAPITAL
EXPENDITURE OUTSIDE THE REVENUE ACCOUNT DURING
AND TO END OF THE YEAR 1972-73—contd.**

Nature of Expenditure	Expenditure during 1972-73			Expenditure to end of 1972-73
	Non-Plan	Plan	Total	
	1	2	3	
	Rs.	Rs.	Rs.	Rs.
<i>Other Miscellaneous Schemes—</i>				
Gross Expenditure ..	1,08,93,667	6,41,510	1,15,35,177	6,31,63,848
Deduct—Receipts and Recoveries on Capital Account.	—25,000	..	—25,000	—4,41,06,605
Net Expenditure ..	1,08,68,667	6,41,510	1,15,10,177	1,90,57,243
<i>Add—Establishment and other charges transferred from the Revenue head to “77—Extraordinary Charges—Rationing and Grain Supply Schemes”</i>	2,72,07,379
<i>Materials and Equipments under Colombo Plan—</i>				
<i>Paper for printing of Text Books—</i>				
Gross Expenditure	9,26,365
Deduct—Receipts and Recoveries on Capital Account	—9,26,365
Net Expenditure
<i>Medical Books—</i>				
Gross Expenditure	21,566
Deduct—Receipts and Recoveries on Capital Account	—11,876
Net Expenditure	9,690

STATEMENT No. 13—DETAILED STATEMENT OF CAPITAL
EXPENDITURE OUTSIDE THE REVENUE ACCOUNT DURING
AND TO END OF THE YEAR 1972-73—*contd.*

Nature of Expenditure (1)	Expenditure during 1972-73			Expenditure to end of 1972-73 (5)
	Non-Plan	Plan	Total	
	(2) Rs.	(3) Rs.	(4) Rs.	
<i>Cobalt Beam Therapy—</i>				
Gross Expenditure	3,09,008
<i>Deduct—Receipts and Recoveries on Capital Account</i>	—3,09,008
Net Expenditure
<i>Materials and Equipments received under Technical Co-operation Assistance Programme—</i>				
<i>(i) Village Workers Training Programme—</i>				
Gross Expenditure	19,065
<i>Deduct—Receipts and Recoveries on Capital Account</i>	—19,059
Net Expenditure	6
<i>(ii) Community Development Programme—</i>				
Gross Expenditure	40,02,465
<i>Deduct—Receipts and Recoveries on Capital Account</i>	—36,51,401
Net Expenditure	3,51,064
<i>(iii) Assistance to Agricultural Research Education and Extension Organisation—</i>				
Gross Expenditure	36,129
<i>Deduct—Receipts and Recoveries on Capital Account</i>	—36,129
Net Expenditure

**STATEMENT No. 13—DETAILED STATEMENT OF CAPITAL
EXPENDITURE OUTSIDE THE REVENUE ACCOUNT DURING
AND TO END OF THE YEAR 1972-73—contd.**

Nature of Expenditure (1)	Expenditure during 1972-73			Expenditure to end of 1972-73 (5)
	Non-Plan	Plan	Total	
	(2)	(3)	(4)	
	Rs.	Rs.	Rs.	Rs.
IV—National Malaria Eradication Programme—				
Gross Expenditure ..	35,85,139	..	35,85,139	4,07,60,380
<i>Deduct</i> —Receipts and Recoveries on Capital Account	—35,85,139	..	—35,85,139	—4,01,00,019
Net Expenditure	6,60,361
V—Filaria Control—				
Gross Expenditure ..	1,30,100	..	1,30,100	22,64,321
<i>Deduct</i> —Receipts and Recoveries on Capital Account	—1,30,100	..	—1,30,100	—21,77,045
Net Expenditure	87,276
VI—Materials for Small Pox Eradica- tion Programme—				
Gross Expenditure ..	19,600	..	19,600	1,53,805
<i>Deduct</i> —Receipts and Recoveries on Capital Account	—19,600	..	—19,600	—1,53,805
Net Expenditure
VII—T. B. Control—				
Gross Expenditure ..	3,14,821	..	3,14,821	10,59,947
<i>Deduct</i> —Receipts and Recoveries on Capital Account	—3,14,821	..	—3,14,821	—11,50,058
Net Expenditure	—90,111

STATEMENT No. 13—DETAILED STATEMENT OF CAPITAL EXPENDITURE OUTSIDE THE REVENUE ACCOUNT DURING AND TO END OF THE YEAR 1972-73—concl'd.

Nature of Expenditure	Expenditure during 1972-73			Expenditure to end of 1972-73
	Non-Plan	Plan	Total	
1	2	3	4	5
	Rs.	Rs.	Rs.	Rs.
VIII—Family Planning—				
Gross Expenditure	19,70,938
<i>Deduct</i> —Receipts and Recoveries on Capital Account	—6,69,063
Net Expenditure	13,01,875
IX—Assistance to Medical Colleges and Allied Institutions—				
Gross Expenditure	2,21,155
<i>Deduct</i> —Receipts and Recoveries on Capital Account	—2,21,155
Net Expenditure
X—V. D. Control—				
Gross Expenditure	17,940
<i>Deduct</i> —Receipts and Recoveries on Capital Account
Net Expenditure	17,940
Total—Gross Expenditure	40,82,575	6,41,510	47,24,085	55,59,94,283
<i>Deduct</i> —Receipts and Recoveries on Capital Account	—40,90,623	..	—40,90,623	—57,56,74,532
Net Expenditure ..	—8,048	6,41,510	6,33,462	—1,96,80,249
125—APPROPRIATION TO THE CONTINGENCY FUND—				
Appropriation to the Contingency Fund	11,00,00,000	..	11,00,00,000	45,00,00,000
<i>Deduct</i> —Receipts and Recoveries on Capital Account	—11,00,00,000	..	—11,00,00,000	—43,00,00,000
Total	2,00,00,000
Grand Total ..	3,00,16,242	29,06,76,214	32,06,92,456	4,08,19,20,116

STATEMENT NO. 14—STATEMENT SHOWING THE DETAILS
CORPORATIONS, GOVERNMENT COMPANIES, OTHER JOINT
ETC., UPTO THE END OF

Details of investment

Sl. no.	Name of the concern	Year(s) of investment	Details of investment		
			Type	Number of shares/debentures and percentage of Government investment to the total paid-up capital/debentures	Face value of each share/debenture
1	2	3	4	5	6
					Rs.
<i>Statutory Corporations—</i>					
1	Orissa State Financial Corporation, Cuttack	1956-57 to 1962-63	Ordinary shares	64,165 64%	100
2	Orissa State Warehousing Corporation, Bhubaneswar	1958-59 1971-72 1972-73	Equity shares	11,800	100
3	Orissa State Electricity Board, Bhubaneswar	1963-64 to 1968-69	4½% to 6% bonds of 10 to 12 years debentures	2,66,020	100
4	Bihar State Electricity Board	1963-64	4 3/4% bonds 1975	1,005	100
5	West Bengal State Electricity Board	1962-63	4 3/4% bonds 1972	5,000	100
6	Uttar Pradesh State Electricity Board	1967-68	6% bonds 1979	20,000	100
		1968-69	6% bonds 1980	1,000	100
7	Gujarat State Electricity Board	1967-68	6% bonds 1979	35,000	100
Total—Statutory Corporations—					
Share Capital					
Debentures/Bonds					

OF INVESTMENTS OF GOVERNMENT IN STATUTORY
STOCK COMPANIES, CO-OPERATIVE BANKS AND SOCIETIES,
1972-73—Contd.

Amount invested up to the end of 1972-73	Amount of dividend declared/ interest received and credited to the Government during the year	Remarks
7	8	9
Rs.	Rs.	
64,16,500	2,39,572(a)	(a) Relates to 1971-72.
11,80,000	..	
1,08,000		
2,64,01,580(a)	31,51,392	(a) The bonds were purchased at a discount. The amount was invested from earmarked funds. 30,400 bonds invested in 1962-63 have been redeemed during 1972-73.
99,998(b)	4,773	(b) The bonds were purchased at a discount. The amount was invested from earmarked funds.
..	23,750	The bonds have been redeemed during 1972-73.
19,60,000(a)	1,20,000	(a) The bonds were purchased at a discount.
98,000(a)	6,000	} These amounts were invested from earmarked funds
34,30,000(a)	2,10,000	}
77,04,500	2,39,572	
3,19,89,578	35,15,915	

STATEMENT NO. 14—STATEMENT SHOWING THE DETAILS
CORPORATIONS, GOVERNMENT COMPANIES, OTHER
SOCIETIES, ETC., UP TO

Sl. no.	Name of the concern	Year(s) of investment	Details of Investment		
			Type	Number of shares/debentures and percentage of Government Investment to the total paid-up capital/debentures	Face value of each share/debenture
1	2	3	4	5	6
					Rs.
	<i>Government Companies—</i>				
8.	Orissa Mining Corporation Bhubaneswar	1956-57 to 1971-72 1972-73	Equity shares	8,75,340 100%	100
9.	Industrial Development Corporation of Orissa, Bhubaneswar	1961-62 to 1971-72 1972-73	Equity shares	19,16,671 100%	100
10.	Orissa Construction Corporation, Bhubaneswar	1962-63 to 1967-68 1971-72 1972-73	Equity shares	9,214 100%	1,000
11.	Orissa Fisheries Development Corporation, Cuttack	1962-63 to 1963-64	Equity shares	35,000 100%	100
12.	Orissa Forest Corporation Ltd, Cuttack	1962-63 to 1966-67 and 1970-71 1971-72	Equity shares	93,000 100%	100
13.	Orissa State Commercial Transport Corporation Ltd., Cuttack	1963-64 to 1967-68 and 1969-70 to 1971-72 1972-73	Equity shares	23,000 100%	1,000
14.	Madhusudan Chemical Industries, Ltd., Cuttack	1958-59	Equity shares	59,900 99%	1
15.	Orissa Wood Products Ltd., Cuttack	1958-59 to 1961-62 1970-71 and 1971-72	Equity shares	3,81,500 96%	1

OF INVESTMENTS OF GOVERNMENT IN STATUTORY
JOINT STOCK COMPANIES, CO-OPERATIVE BANKS AND
THE END OF 1972-73 —*contd.*

Amount invested upto the end of 1972-73	Amount of dividend declared/ interest received and credited to the Government during the year	Remarks
7	8	9
Rs.		
7,89,92,000	..	The Company is fully owned by Government. The net loss upto 1970-71 was Rs. 78.61 lakhs. Accounts for 1971-72 and 1972-73 have not been received.
85,42,000		
18,70,57,100	..	The company is fully owned by Government. The net loss upto 1971-72 was Rs. 6,01.97 lakhs. Accounts for 1972-73 have not been received.
46,10,000		
82,14,000	..	The company is fully owned by Government. The net loss upto 1971-72 was Rs. 7.83 lakhs. Accounts for 1972-73 have not been received.
10,00,000		
35,00,000	..	The company is fully owned by Government. The net loss upto 1966-67 was Rs. 3.63 lakhs. Accounts for subsequent years have not been received.
93,00,000	..	The company is fully owned by Government. The net loss upto 1969-70 was Rs. 1,02.36 lakhs. Accounts for subsequent years have not been received.
2,25,00,000	..	The company is fully owned by Government. Accounts from 1968-69 have not been received.
5,00,000		
59,900	..	The company is proposed to be liquidated consequent on the alleged misappropriation of company's funds by the Managing Director against whom criminal case is in progress.
3,81,500	..	Accounts from 1970-71 have not been received.

**STATEMENT NO. 14—STATEMENT SHOWING THE DETAILS
CORPORATIONS, GOVERNMENT COMPANIES, OTHER
SOCIETIES, ETC., UPTO**

Sl. no.	Name of the concern	Year(s) of investment	Details of Investment		
			Type	Number of shares/debentures and percentage of Government Investment to the total paid-up capital/debentures	Face value of each share/debenture
1	2	3	4	5	6
					Rs.
16.	Modern Electronics Ltd., Cuttack	1960-61 and 1971-72	Equity shares	2,48,000 96%	1
17.	Orissa Electrical Manu- facturing, Ltd., Cuttack	1958-59 to 1966-67 and 1971-72 1972-73	Equity shares	4,34,121 96%	1
18.	Premier Bolts and Nuts Factory Ltd., Cuttack	1959-60 and 1971-72	Equity shares	1,25,700	1
19.	Modern Malleable Casting Co., Ltd., Berhampur	1960-61	Equity shares	3,70,000 89%	1
20.	Utkal Metal Products Ltd., Berhampur	1960-61	Equity shares	1,00,000 93%	1
21.	Orissa Trunk and Enamel Works, Ltd., Cuttack	1958-59 to 1961-62	Equity shares	1,33,500 92%	1
22.	Orissa Board Mills, Ltd., Cuttack .	1960-61 and 1965-66 and 1971-72	Equity shares	3,67,000 90%	1
23.	Orissa Fruit Products, Ltd.				
24.	Chilika Cashew Manu- facturing Co., Balugaon	1958-59 and 1971-72	Equity shares	47,100	1
25.	Orissa Timber Products, Ltd., Rourkela	1960-61 to 1963-64	Equity shares	1,29,600 90%	1

OF INVESTMENTS OF GOVERNMENT IN STATUTORY
JOINT STOCK COMPANIES, CO-OPERATIVE BANKS AND
THE END OF 1972-73—*contd.*

Amount invested up to the end of 1972-73	Amount of dividend declared/ interest received and credited to the Government during the year	Remarks
7	8	9
Rs.	Rs.	
2,48,000	..	The company stopped production from August 1967 for want of working capital. Accounts from 1966-67 have not been received.
4,31,621	..	The company stopped production from August 1968. Government propose to liquidate the company. Accounts from 1967-68 have not been received.
2,500		
2,500		
1,25,700	..	The company stopped production from October 1966 for want of working capital. Accounts from 1964-65 have not been received.
3,70,000	..	The company has stopped production for want of working Capital. The net loss up to 1969-70 was Rs. 2.24 lakhs. Accounts from 1970-71 have not been received.
1,00,000	..	Shares were transferred to private individuals in 1971-72. Details of amount realised are awaited (October 1973.)
1,33,500	..	The company is under liquidation since 1968-69. Accounts from 1964-65 have not been received.
3,67,000	..	The company was leased out to a private party. Due to mismanagement of lessee the company faced financial difficulties and was closed. Accounts from 1966-67 have not been received.
16,191	..	The company has been liquidated. Government orders for writing off the loss of Rs. 16,191 are awaited (October 1973).
47,100	..	The company has been closed from 1962-63. The company is under liquidation since 1971-72.
1,29,600	..	Accounts from 1967-68 have not been received.

STATEMENT NO. 14—STATEMENT SHOWING THE DETAILS
CORPORATIONS, GOVERNMENT COMPANIES, OTHER
SOCIETIES, ETC., UPTO

Details of investment

Sl. no.	Name of the concern	Year(s) of investment	Type	Details of investment	
				Number of shares/debentures and percentage of Government investment to the total paid-up capital/debentures	Face value of each share/debenture
1	2	3	4	5	6
					Rs.
26.	Cocacoi (India) Ltd., Puri	1958-59	Equity shares	82,000 89%	1
27.	Gajapati Steel Industries Paralakhemundi	1959-60 to 1970-71	Equity shares	3,77,500 93%	1
28.	Hansanath Ceramic Industries, Ltd., Cuttack	1958-59 to 1962-63 and 1971-72	Equity shares	42,000	1
29.	Utkal Foundry and Engineering Co., Ltd. Sambalpur	1958-59	Equity shares	2,09,000	1
30.	Orissa Agric o., Ltd., Cuttack	1960-61 and 1961-62	Equity shares	99,500 75%	1
31.	Orissa Instrument Company Ltd., Cuttack	1960-61 and 1971-72	Equity shares	97,000 81%	1
32.	Mayurbhanj Spinning and Weaving Mills, Ltd., Rairangpur	1950-51	Preference shares/ Ordinary shares	3,000 1,20,000 86%	100 10
33.	Monorama Foundry Works Ltd., Rairangpur	1958-59	Equity shares	1,56,000 86%	1
34.	Orissa Agro and Small Industries Corporation Ltd., Cuttack	1961-62 to 1971-72 1972-73	Equity shares	85,122 72%	100
35.	Eastern Aquatic Products Ltd., Cuttack	1958-59 and 1971-72	Equity share	52,500 87%	1
36.	Kalinga Foundry Ltd., Dhanmandal	1958-59	Equity shares	84,554 84%	1

OF INVESTMENTS OF GOVERNMENT IN STATUTORY
JOINT STOCK COMPANIES, CO-OPERATIVE BANKS AND
THE END OF 1972-73—*contd.*

Amount invested up to the end of 1972-73	Amount of dividend declared/ interest received and credited to the Government during the year	Remarks
7	8	9
Rs.	Rs.	
82,000	..	The company is under liquidation since May 1964.
3,77,500	..	The company sustained loss of Rs. 0.23 lakh during 1967-68. Accounts from 1968-69 have not been received.
42,000	..	The company has been sold to private entrepreneurs. Details of amount realised by Government are awaited (October 1973).
2,09,000	..	Shares of Rs. 10,000 sold to private entrepreneurs at par during 1972-73. The company sustained net loss of Rs 1.63 lakhs upto 1971-72. Accounts for 1972-73 have not been received
99,500	..	Accounts from 1968-69 have not been received.
97,000	..	The company sustained net loss of Rs.0.23 lakh upto 1967-68. Accounts for subsequent period have not been received.
12,00,000(a)	..	(a) Represents the amount called up and paid. The company has been liquidated. Government purchased assets of the company. Details of amount realised by Government are awaited (October 1973).
1,56,000	..	The company stopped production from 1969-70 due to marketing difficulties. Accounts from 1968-69 have not been received. Government propose to liquidate the company.
75,75,000	..	Accounts from 1969-70 have not been received.
9,37,200		
52,500	..	The company has been sold to Orissa Fisheries Development Corporation. Details of amount realised by Government are awaited (October 1973).
84,554	..	Shares were transferred to private entrepreneur in October 1972. Details of amount realised are awaited (October 1973).

**STATEMENT NO.14—STATEMENT SHOWING THE DETAILS
CORPORATIONS, GOVERNMENT COMPANIES, OTHER
SOCIETIES, ETC.. UP TO**

Details of investment

Sl. no.	Name of the concern	Year(s) of investment	Type	Details of investment	
				Number of shares/debtentures and percentage of Government investment to the total paid-up capital/debtentures	Face value of each share/debenture
1	2	3	4	5	6
					Rs.
37.	Orissa Sports Manufactures and Fabricators Ltd., Cuttack	1960-61 and 1971-72	Equity shares	1,08,000 84%	1
38.	Konark Processing Works Ltd., Cuttack	1959-60 to 1962-63	Equity shares	70,000 82%	1
39.	Kalinga Fruit Products Ltd., Parlakhemundi	1958-59	Equity shares	16,500 82%	1
40.	Spark Battery Manufacturing Ltd., Cuttack	1958-59 to 1966-67	Equity shares	2,60,000 90%	1
41.	Orissa Boat Builders Ltd., Cuttack	1958-59 to 1967-68 and 1971-72	Equity shares	2,98,255 89%	1
42.	Orissa Foundry Co., Ltd., Berhampur	1958-59	Equity shares	2,25,000 82%	1
43.	Rourkela Fabrication Ltd., Rourkela	1958-59	Equity shares	2,48,500 81%	1
44.	Jagannath Chemical and Pharmaceutical Works, Ltd., Cuttack	1959-60 to 1960-61 and 1967-68 and 1971-72	Equity shares	1,86,500 88%	1
45.	Kalinga Steel and Wire Products Ltd., Cuttack	1958-59 and 1971-72	Equity shares	1,15,000 80%	1

OF INVESTMENTS OF GOVERNMENT IN STATUTORY
JOINT STOCK COMPANIES, CO-OPERATIVE BANKS AND
THE END OF 1972-73—*contd.*

Amount invested up to the end of 1972-73	Amount of dividend declared/ interest received and credited to the Government during the year	Remarks
7	8	9
Rs.	Rs.	
1,08,000	..	The company stopped production from September 1967. Government propose to liquidate the company. Accounts from 1964-65 have not been received.
70,000	..	The company has been closed. Accounts from 1962-63 have not been finalised as records and account books of the company have not been handed over by the <i>ex-Managing Director</i> .
16,500	..	The company has been liquidated in January 1964. Information about amount realised by Government is awaited (October 1973).
2,60,000	..	Accounts from 1969-70 have not been received.
2,98,255	..	The company sustained loss of Rs. 0.73 lakh during 1968-69. Accounts from 1969-70 have not been received.
2,25,000	..	The company stopped production from 1965-66 due to marketing difficulties. Accounts from 1966-67 are awaited.
2,48,500	..	The company sustained net loss of Rs. 0.28 lakh up to 1969-70. Accounts for subsequent period have not been received.
1,86,500	..	The company has stopped production for want of working Capital. Accounts from 1965-66 have not been received.
1,15,000	..	The company has stopped production from 1966-67 for want of working capital. The company sustained net loss of Rs. 1.42 lakhs upto 1967-68. Accounts for subsequent period have not been received. Government propose to liquidate the company.

STATEMENT NO. 14—STATEMENT SHOWING THE DETAILS
CORPORATIONS, GOVERNMENT COMPANIES, OTHER
SOCIETIES, ETC., UPTO

Sl. no.	Name of the concern	Year(s) of investment	Details of Investment		
			Type	Number of shares/debentures and percentage of Government Investment to the total paid-up Capital/debentures	Face value of each share/debenture
1	2	3	4	5	6
					Rs.
46.	Orissa Concrete Products Ltd., Bhubaneswer	1959-60 and 1968-69 to 1969-70	Equity shares	2,10,000 80%	1
47.	Orissa Road Transport Co., Ltd., Berhampur	1950-51 to 1961-62 1972-73	Equity shares 'A' Class 'B' Class	17,363 6,000 15,575 77.8%	100 100
48.	Cuttack Iron and Steel Products, Ltd., Cuttack	1958-59 and 1969-79	Equity shares	58,000 70%	1
49.	Manufacture Electro. Ltd., Cuttack	1959-60 and 1971-72	Equity shares	35,500 88%	1
50.	Utkal Fruit Products, Ltd., Angul	1958-59 to 1961-62	Equity shares	14,000 70%	1
51.	Orissa Tiles, Barang ..	1959-60 and 1971-72	Equity shares	1,90,000 70%	1
52.	Mayurbhanj Oil and Oil Products, Baripada	1950-51	Ordinary shares	6,000	10
53.	Kalinga Hard Board, Ltd., Sambalpur	1958-59 to 1961-62
54.	Balanga Iron Works, Ltd., Balasore	1958-59 and 1971-72	Equity shares	1,59,000 63%	1

OF INVESTMENTS OF GOVERNMENT IN STATUTORY
JOINT STOCK COMPANIES, CO-OPERATIVE BANKS AND
THE END OF 1972-73—*contd.*

Amount invested up to the end of 1972-73	Amount of dividend declared/ interest received and credited to the Government during the year	Remarks
7	8	9
Rs.	Rs.	
2,10,000	..	The company sustained net loss of Rs. 0.22 lakh upto 1970-71. Accounts for 1971-72 and 1972-73 have not been received.
		Shares of Rs. 10,000 sold to private entrepreneur at par during 1972-73. Further shares of Rs. 50,000 were transferred to private entrepreneur in October 1968; details of amount realised are awaited (October 1973).
23,36,300	2,33,630(b)	} (a) Represents application money at 25 per cent of nominal value of shares (Rs. 3,89,375) and "calls-in-advance" (Rs. 1,10,625). (b) Relates to 1971-72.
5,00,000(a)	..	
58,000	..	The company has stopped production. Accounts from 1966-67 have not been received.
35,500	..	The company has been closed and the account from 1962-63 have not been finalised due to alleged misappropriation of company's funds by the <i>ex</i> -Managing Director.
14,000	..	The company is under liquidation since July 1966.
1,90,000	..	Accounts from 1968-69 have not been received.
60,000	..	The company has been liquidated. Details of amount realised out of investment by Government have not been received (October 1973).
2,105	..	The company has been liquidated in July 1965. Government orders for writing off the unrealised portion of the investment are awaited (October 1973).
1,59,000	..	Accounts from 1967-68 have not been received. Due to mis-management by the Managing Director the company faced financial difficulties and was closed down. Government propose to liquidate the company.

STATEMENT NO. 14—STATEMENT SHOWING THE DETAILS
CORPORATIONS, GOVERNMENT COMPANIES, OTHER
SOCIETIES, ETC., UPTO

Details of investment

Sl. no.	Name of the concern	Year(s) of investment	Type	Number of shares/debentures and percentage of Government investment to the total paid-up capital/debentures	Face value of each share/debenture
1	2	3	4	5	6 Rs.
55.	Mayurbhanj Textiles, Ltd., Baripada	1950-51 to 1952-53 and 1966-67 and 1970-71	Preference shares	37,380 78.4%	10
56.	Koshal Industrial Develop- ment Syndicate, Ltd., Bolangir	1952-53	Ordinary shares	45,000 53%	10
57.	Barabati Fruit Products, Ltd., Cuttack	1958-59 to 1960-61
58.	Orissa Small Industries Corporation, Cuttack	1971-72 } 1972-73 }	Equity shares	9,000 100%	100
59.	Industrial Promotion and Investment Corporation of Orissa Ltd., Bhubane- swar	1972-73	Equity shares	10,000 100%	10
60.	Banana and Fruit Develop- ment Corporation, Madras	1972-73	Information not received from Depart- mental Officers.		
Total—G o v e r n m e n t Companies.					
<i>Joint Stock Companies—</i>					
61.	Orissa Textile Mills, Ltd., Choudwar, Cuttack	1947-48 to 1951-52	Preference shares/ Ordinary shares	10,750 20,000 17.3%	100 10
62.	Puri Electric Supply Co., Ltd., Puri	1947-48 to 1949-50	Ordinary shares	5,300 32.6%	10
63.	Kalinga Industries Ltd., Jobra, Cuttack	1948-49	Preference shares/ Ordinary shares	2,800 200 7%	100 100

OF INVESTMENTS OF GOVERNMENT IN STATUTORY
JOINT STOCK COMPANIES, CO-OPERATIVE BANKS AND
THE END OF 1972-73—*contd.*

Amount invested up to the end of 1972-73	Amount of dividend declared/ interest received and credited to the Govern- ment during the year	Remarks
7	8	9
Rs.	Rs.	
3,73,800	..	The company sustained net loss of Rs. 0.73 lakh during 1968-69. Accounts for subsequent period have not been received.
		Due to continued loss the company was closed down. Government propose (October 1973) to revive the company.
4,50,000	.	The company is under liquidation.
11,970	..	The company has been liquidated. Government orders for writing off unrealised portion of the investment are awaited (October 1973).
2,00,000	..	The company earned a net profit of Rs. 6.40 lakhs during 1972-73. Dividend has not been declared
7,00,000		
1,00,000	..	Under construction
1,00,000	..	
34,45,68,396	2,33,630	
12,75,000	2,09,625(a)	(a) Relates to fixed cumulative dividend for the years 1954-55 to 1956-57.
53,000	..	The company has gone into liquidation. Details of amounts received by Government have not been received (October 1973).
3,00,000	..	The company sustained net loss of Rs. 5.49 lakhs upto 1971-72. Accounts for 1972-73 have not been received.

STATEMENT No. 14—STATEMENT SHOWING/DETAILS
CORPORATIONS, GOVERNMENT COMPANIES, OTHER
SOCIETIES, ETC.

Sl. no.	Name of the concern	Year(s) of investment	Details of investment		
			Type	Number of shares/debentures and percentage of Government investment to the total paid-up capital/debentures	Face value of each share/debenture
1	2	3	4	5	6 Rs.
64.	Orissa Cement Ltd., Rajgangpur	1949-50 to 1950-51	Preference shares	40,000 12.9%	100
65.	Mayurbhanj Potteries Ltd., Kuldiaha	1949-50	Preference shares/ Ordinary shares	5,000 5,000 39%	10
66.	Mayurbhanj Glass Works Ltd., Bahalda Road	1950-51	Preference shares/ Ordinary shares	5,000 5,000 20.1%	10
67.	Orissa Cotton Mills Ltd., Bhagatpur	1950-51 to 1962-63	Ordinary shares	5,000 4.16%	10
68.	Gauhati Electric Supply Corporation Ltd., Assam	1952-53	Ordinary shares/ Preference shares	2,450 1,634 4.49%	Value of each share not specified.
69.	Hindustan Minerals and Quarries Ltd., Calcutta	1952-53	Ordinary shares	1,000 44%	100
70.	Pioneer Ltd., Lucknow	1952-53	Ordinary shares	100 1.55%	100
71.	National Vanadium Trust Ltd., Rairangpur	1962-63	..	650	1,000
72.	Indian Chemical Products Ltd., Bahalda Road, Mayurbhanj	1962-63	Equity shares	7,500 97%	100
73.	Tata Engineering and Locomotive Co., Ltd., Jamshedpur	1962-63
74.	Weaving Factory, Bolangir	1962-63
75.	Rajendra Paper Mills, Ltd., Bolangir	1962-63	..	87%	..
76.	Kohinoor Aluminium Products, Ltd., Rourkela

OF INVESTMENTS OF GOVERNMENT IN STATUTORY
JOINT STOCK COMPANIES, CO-OPERATIVE BANKS AND
UPTO THE END OF 1971-72—*contd.*

Amount invested up to the end of 1972-73	Amount of dividend declared/ interest received and credited to the Government during the year	Remarks
7	8	9
Rs.	Rs.	
40,00,000	2,34,000(a)	(a) Relates to 1971
1,00,000	..	The company has been closed since October 1958 due to continuous losses and want of working capital.
1,00,000	..	The company has gone into liquidation. Details of amounts received by Government have not been intimated (October 1973).
55,400	..	The factory has closed its works in May 1965. Government of India has taken over the company during 1971-72. The company has not revived production.
32,264	..	The company is under liquidation since 1957.
1,00,000	..	The company is under liquidation since June 1957.
10,000	..	Shares were disposed off during 1969-70; details of amount received and its credit to Government have not been intimated by the department (October 1973).
1,88,844	..	The company has been liquidated in 1970-71. Write off orders for the unrealised portion of the Government investment in shares is awaited (October 1973).
7,50,000(a)	..	(a) Represents premerger investment of the former ex-princely State of Mayurbhanj brought to Government account during 1962-63. The company is under liquidation.
98,000(b) and (c)	..	
25,000(b) and (d)	..	(b) Represents premerger investment of the former ex-princely State of Bolangir brought to Government account during 1962-63. Information about number and type of shares held by Government has not been received from Government.
3,87,500 (b) and (d) 10,000(e)	..	
		(e) Represents less on sale of Government shares for which write off orders are awaited (October 1973).

**STATEMENT No. 14—STATEMENT SHOWING THE DETAILS
CORPORATIONS, GOVERNMENT COMPANIES, OTHER
SOCITIES, ETC.,**

Details of investment

Sl. no.	Name of the concern	Year(s) of investment	Details of investment		
			Type	Number of shares/debentures and percentage of Government investment to the total paid-up capital/debentures	Face value of each share/debenture
1	2	3	4	5	6
					₹.
77.	Orissa Ceramic Industries, Ltd., Jharsuguda	1959-60 1961-62	Preference shares Equity shares	1,200 50 41.7%	100
78.	Utkal Equipment and Chemicals Ltd., Cuttack	1969-70	Equity shares	3,000 32.5%	100
79.	Orissa Paper Products, Ltd., Bolangir	1969-70	Preference shares/ Equity shares	100 100 50%	200
80.	Orissa Oil Industries, Ltd., Sambalpur	1970-71 1972-73	9% Redeemable Preference shares	10,000 34%	100
81.	Indo East Extraction Ltd., Bhubaneswar	1970-71	9½% Redeemable Preference shares/ Equity shares	2,000 1,500 36%	100
82.	Orissa Fertilisers and Chemicals Ltd., Cuttack	1968-69 1969-70 and 1971-72	Equity shares Preference shares	50,000 15,000 29%	10
83.	Konarak Rubber Industries, Ltd., Cuttack	1970-71 1972-73	Equity shares	1,640 34%	100
84.	East Coast Breweries and Distilling Ltd., Cuttack	1971-72 1972-73	Ordinary shares	1,60,450	10
85.	Mamata Drinks and Industries Ltd., Rourkela	1971-72	Equity shares	2,500	100
86.	C. I. Foods Ltd., Cuttack	1972-73	Equity shares
Total—Joint Stock Companies					

OF INVESTMENTS OF GOVERNMENT IN STATUTORY
JOINT STOCK COMPANIES, CO-OPERATIVE BANKS AND
UPTO THE END OF 1972-73—*contd.*

Amount invested up to the end of 1972-73	Amount of dividend declared/ interest received and credited to the Government during the year	Remarks
7	8	9
Rs.	Rs.	
1,25,000	25,975(a)	(a) Relates to dividend on preference shares for the years 1965-66 to 1967-68. Accounts for the year ending 30th September 1972 have not been received.
3,00,000	Rs.	The company sustained net loss of Rs. 1.63 lakhs upto the year ended 30th June 1971. Accounts for the subsequent period have not been received.
40,000	Rs.	The factory is under construction.
7,04,500	Rs.	The company started production in 1972-73.
2,95,500		
3,50,000	Rs.	The factory is under construction.
6,50,000	Rs.	The company sustained net loss of Rs. 8.28 lakhs upto 1971-72. Accounts for 1972-73 have not been received.
1,00,000	Rs.	The company started production in 1972-73.
64,000		
1,00,000	Rs.	The factory is under construction.
15,04,500		
2,50,000	Rs.	The company started production in 1973-74.
50,000	Rs.	Accounts for 1972-73 have not been received.
1,20,18,508	4,69,600	

STATEMENT No. 14—STATEMENT SHOWING THE DETAILS
CORPORATIONS, GOVERNMENT COMPANIES, OTHER
SOCIETIES, ETC.,

Details of investment

Sl. no.	Name of the concern	Year(s) of investment	Details of investment		
			Type	Number of shares/debentures and percentage of Government investment to the total paid-up capital/debentures	Face value of each share/debenture
1	2	3	4	5	6
					Rs
	<i>Co-operative Societies—</i>				
87.	Orissa State Handloom Weavers' Co-operative Society Ltd., Cuttack	1957-58 to 1964-65 1972-73	Ordinary shares	19,958 90%	50
88.	All India Handloom Fabrics Marketing Co-operative Society Ltd., Bombay	1951-52	'C' Class shares	5 0.4%	1,000
89.	Orissa Co-operative Spinning Mills Ltd., Baragarh	1960-61 to 1963-64 and 1970-71 1971-72 1972-73	Special class shares	655 77%	5,000
90.	Orissa State Co-operative Housing Corporation, Bhubaneswar	1955-56	'A' Class shares	1,500	100
91.	Orissa State Co-operative Marketing Society	1955-56 to 1957-58	Not specified.	10,000	10
		1966-67 to 1967-68			
		1969-70	'A' Class shares	9,500	100
		1970-71	Special Class shares	1,440	1,000
		1971-72	Information not received from departmental authorities
		1972-73
92.	Share Capital Contribution to Jute bailing plants at Banki, Balasore and Bargarh	1965-66	Information not received from departmental authorities

OF INVESTMENTS OF GOVERNMENT IN STATUTORY
JOINT STOCK COMPANIES, CO-OPERATIVE BANKS AND
UP TO THE END OF 1972-73—*contd.*

Amount invested up to the end of 1972-73	Amount of dividend declared/ interest received and credited to the Government during the year	Remarks
7	8	9
Rs.	Rs.	
7,97,900	..	Accounts from 1970-71 have not been received.
2,00,000 5,000(a)	300(b)	(a) Excludes Rs. 100 paid as admission fee. (b) Relates to 1968-69.
26,75,000	..	Accounts from 1970-71 have not been received.
6,00,000 1,50,000		
1,00,000	..	
14,36,000	..	
9,50,000	..	
14,40,000	..	
20,00,000	..	
20,00,000 1,50,000	..	

STATEMENT NO. 14—STATEMENT SHOWING THE DETAILS OF INVESTIONS, GOVERNMENT COMPANIES, OTHER JOINT STOCK UP TO THE END OF

Sl. no.	Name of the concern	Year(s) of investment	Details of investment		
			Type	Number of shares/debentures and percentage of Government investment to the total paid-up capital/debentures	Face value of each share/debenture
1	2	3	4	5	6
93.	Danpur Jute Growers Marketing Society, Danpur	1959-60 to 1964-65	'B' Class shares (Details for Rs. 4 lakhs not received from Departmental Officer)	2,700	100
94.	Orissa State Land Bank Co-operative Development	1938-39 to 1959-60	Special Class shares	6,410	1,000
		1965-66 to 1970-71	'A' Class shares	1,200	1,000
		1971-72	Information not received from departmental officers		
		1972-73			
		1965-66 to 1968-69	5 $\frac{3}{4}$ % debentures 1981 5 $\frac{3}{4}$ % ten years debentures	11,000 19,000	100 100
		1966-67 to 1967-68	Information not received from departmental officers		
		1969-70 to 1971-72			
95.	Orissa State Land Bank Co-operative	1948-49 to 1962-63 and 1967-68	'A' Class shares.	18,000	50
		1972-73			100
96.	Share Capital contribution to 44 Central Co-operative Banks	1955-56 to 1963-64	Special Class shares	350 7,800 8,000 36,400 1,000 60,580	1,000 100 50 25 20 10
		1964-65 to 1971-72	Information not received from departmental authorities.	1,200	50
		1972-73			

INVESTMENTS OF GOVERNMENT IN STATUTORY CORPORATIONS,
 CO-OPERATIVE BANKS AND SOCIETIES, ETC., ~~██████████~~
1972-73 - *Contd.*

Amount invested up to the end of 1972-73	Amount of dividend declared/ interest received and credited to Government during the year	Remarks
7	8	9
6,70,000	..	
64,09,938	..	
12,00,000	..	
5,00,000	..	
10,00,000	..	
10,78,000(a)*	1,72,500(b)	} *Purchased at a discount } (a) These amounts were invested from earmarked funds. } (b) Interest received was in respect of investment out of earmarked funds.
18,52,500(a)*	..	
1,37,66,844*	..	
53,00,000	..	
17,00,000	..	
30,66,800	45,382	
6,00,000	..	
1,28,82,000	..	
38,50,000	..	

STATEMENT No. 14—STATEMENT SHOWING THE DETAILS OF INVESTIONS, GOVERNMENT COMPANIES, OTHER JOINT STOCK UP TO THE END OF

Sl. no.	Name of the concern	Year(s) of investment	Details of investment		
			Type	Number of shares/debentures and percentage of Government investment to the total paid-up capital/debentures	Face value of each share/debenture
1	2	3	4	5	6 Rs.
97.	Share Capital Contribution to Baripada Urban Co-operative Bank	1959-60 to 1961-62	Shares	25,000	10
98.	Aska Co-operative Sugar Industries, Ltd., Aska, Ganjam	1956-57 to 1963-64	Preference shares	25,000	100
		1964-65	Information not received from departmental authorities.		
		1970-71		7,000	100
99.	Share Capital Contribution to Bargarh Co-operative Sugar Factory	1965-66 to 1969-70	Information not received from departmental authorities
		1970-71	'D' Class shares.	1,300	1,000
		1971-72	Information not received from departmental authorities.
100.	Share Capital Contribution to 110 Co-operative farming Societies	1961-62 to 1967-68	'B' Class shares	1,900	100
101.	Central Fishermen Co-operative Society, Balugaon	1959-60	'B' Class shares	900	100
102.	Share Capital Contribution to 84 Fishermen Co-operative Societies	1961-62 to 1965-66	Ordinary shares	Information not received from departmental Officers.	
103.	Share Capital Contribution to 57 Consumers' Co-operative Stores	1961-62 to 1971-72	Information not received from Departmental authorities.
		1972-73			

INVESTMENTS OF GOVERNMENT IN STATUTORY CORPORATIONS,
COMPANIES, CO-OPERATIVE BANKS AND SOCIETIES, ETC.,
1972-73—*contd.*

Amount invested up to the end of 1972-73	Amount of dividend declared/ interest received and credited to Government during the year	Remarks
7	8	9
Rs.	Rs.	
2,50,000	..	
25,00,000	..	
5,00,000	..	
7,00,000	..	
28,00,000	..	
13,00,000	..	
19,00,000	..	
2,20,000	..	
90,000	..	
84,000	..	
21,04,500	..	
7,68,000	..	

STATEMENT No. 14—STATEMENT SHOWING THE DETAILS
CORPORATIONS, GOVERNMENT COMPANIES, OTHER
SOCIETIES, ETC.,

Sl. no.	Name of the concern	Year(s) of investment	Details of investment		
			Type	Number of shares/debentures and percentage of Government investment to the total paid-up capital/debentures	Face value of each share/debenture
1	2	3	4	5	6
					₹.
109.	Share Capital contribution to 1980 Agricultural Co-operative Societies	1962-63	Information not received from departmental authorities
		1963-64	'C' Class shares	1,105	100
		1964-65 to 1971-72	Information not received from departmental authorities		
		1972-73
110.	Share Capital contribution to 294 Labour Contract Co-operative Societies	1962-63 to 1963-64	'C' Class shares	800	100
		1964-65 to 1966-67	Information not received from departmental authorities
111.	Purchase of shares in the Orissa Co-operative Handicrafts Corporation Ltd., Cuttack	1963-64 and 1969-70 to 1971-72 and 1972-73	Special 'A' Class shares	140	1,000
112.	Purchase of shares in silver Filigree unit	1963-64	Information not received from departmental authorities
113.	Share Capital contribution to 58 Panchayat Samiti Industries	1962-63 to 1968-69 and 1971-72	Equity shares	1,509	1,000
		1972-73	Information not received from departmental authorities		

OF INVESTMENTS OF GOVERNMENT IN STATUTORY
JOINT STOCK COMPANIES, CO-OPERATIVE BANKS AND
UP TO THE END OF 1972-73—*contd.*

Amount invested up to the end of 1972-73	Amount of dividend declared/ interest received and credited to the Government during the year	Remarks
7	8	9
Rs.	Rs.	
1,65,000	..	
1,10,500		
1,03,28,000	..	
67,39,500	..	
80,000
4,60,000	..	
1,40,000	..	
50,000	..	
84,000	..	
15,09,000	..	<p>According to latest accounts received 6 units earned profit and 20 units sustained loss.</p> <p>9 units have not started production and are under Construction.</p> <p>14 units with Government investment of Rs. 1'91 lakhs are under liquidation.</p> <p>6 units have suspended production, Government has ordered either to sell away or lease out 2 units.</p> <p>Information has not been received in respect of the remaining 3 units.</p>
4,70,000		

STATEMENT No. 14—STATEMENT SHOWING THE DETAILS
CORPORATIONS, GOVERNMENT COMPANIES, OTHER
SOCIETIES, ETC.,

Sl. no.	Name of the concern	Year(s) of investment	Details of investment		
			Type	Number of shares/ debentures and percentage of Government investment to the total paid-up capital/ debentures	Face value of each share/ debenture
1	2	3	4	5	6
					Rs.
114.	Share Capital contribution to the Orissa Co-operative Insurance Society	1967-68	Special Class	100	1,000
115.	Share Capital contribution to Modern Rice Mill of Bargarh Regional Marketing Co-operative Society	1967-68	A Class	1,880	25
116.	Share Capital contribution to Sakhigopal Coconut Growers Marketing Society	1968-69	Information not received from departmental authorities
		1970-71	Ordinary shares	2,000	10
		1971-72	Information not received from departmental authorities
		1972-73			
117.	Share Capital contribution to Chatrapur Cashewnut Processing Marketing Society	1968-69 and 1971-72	Information not received from departmental authorities
		1972-73			
118.	Share Capital contribution to Turmeric Powder Plant	1969-70	Special Class	1,000	15

OF INVESTMENTS OF GOVERNMENT IN STATUTORY
 JOINT STOCK COMPANIES, CO-OPERATIVE BANKS AND
 UP TO THE END OF 1972-73—*contd.*

Amount invested up to the end of 1972-73	Amount of dividend declared/ interest received and credited to the Government during the year	Remarks
--	---	---------

7	8	9
Rs.	RS.	
1,00,000	..	
47,000	..	
27,500	..	
20,000	..	
25,000	..	
12,000	..	
1,00,000	..	
1,80,000	..	
15,000	..	

**STATEMENT No. 14—STATEMENT SHOWING THE DETAILS
CORPORATIONS, GOVERNMENT COMPANIES, OTHER
SOCIETIES, ETC.,**

Sl. no.	Name of the concern	Year(s) of investment	Details of Investment		
			Type	Number of shares/debentures and percentage of Government Investment to the total paid-up capital/debentures	Face value of each share/debenture
1	2	3	4	5	6
					Rs.
119.	Share Capital contribution to 39 Primary Land Development Banks	1969-70 } to 1970-71 }	Special Class Shares/Ordinary shares	1,670	500
				31,200	10
		1972-73	Information not received from departmental Officers
120.	Share Capital contribution to Orissa Powerloom Servicing Co-operative Society	1970-71 } and 1971-72 }	Special Class shares	500	100
				300 97%	1,000
121.	Share Capital contribution to Powerloom Weavers' Co-operative Society	1970-71	Special Class shares	1,200 95%	1,000
122.	Share Capital contribution to 3 Engineering Co-operative Societies	1971-72 } 1972-73 }	Information not received from departmental authorities
123.	Share Capital contribution to Tassar Rearers Co-operative Society	1971-72 } 1972-73 }	C C I a s s shares	3,836	50
				96%	
124.	Share Capital contribution to Tribal Development Co-operative Society	1972-73	Special class	686 19%	1,000
Total—Co-operative Societies—					
Share Capital					
Debentures/Bonds					
Grand Total—					
Share Capital					
Debentures/Bonds					

OF INVESTMENTS OF GOVERNMENT IN STATUTORY
JOINT STOCK COMPANIES, CO-OPERATIVE BANKS AND
UP TO THE END OF 1972-73—*concl.*

Amount invested up to the end of 1972-73	Amount of dividend declared/ interest received and credited to the Govern- ment during the year	Remarks
7	8	9
Rs.	Rs.	
8,35,000	..	
3,12,000	..	
1,25,000	..	
50,000	..	Accounts from 1971-72 have not been received.
3,00,000	..	
12,00,000	..	
20,000	..	
20,000	..	
91,800	..	Accounts from 1970-71 have not been received.
1,00,000	..	
6,86,000	..	
11,76,76,158	62,854	
2,19,97,344	1,72,500	
48,15,67,562	10,05,656	
5,39,86,922	36,88,415	

STATEMENT No. 15—STATEMENT SHOWING CAPITAL AND OTHER EXPENDITURE (OUTSIDE THE REVENUE ACCOUNT) TO END OF 1972-73 AND THE PRINCIPAL SOURCES FROM WHICH FUNDS WERE PROVIDED FOR THAT EXPENDITURE

Heads	On 1st April 1972	During the year	On 31st March 1973
1	2	3	4
(In lakhs of rupees)			
CAPITAL AND OTHER EXPENDITURE—			
Commercial Departments—			
Irrigation ..	71,27'55	4,80'59	76,08'14
Electricity Schemes ..	4,60'58	—39'39	4,21'19
Multipurpose River Schemes ..	112,70'04	9,76'72	122,46'76
Other Commercial Departments and undertakings	49,07'20	4,88'16	53,95'36
Total—Commercial Departments..	237,65'37	19,06'08	256,71'45
Other Departments—			
Irrigation (Non-Commercial) ..	8,63'62	1,11'60	9,75'22
Agricultural Schemes ..	20,96'71	4,96'89	25,93'60
Public Works ..	86,02'53	5,89'45	91,91'98
Other Accounts ..	38,19'93	166'70	39,86'63
Total—Other Departments ..	153,82'79	13,64'64	167,47'43
Total—Capital expenditure ..	391,48'16	32,70'72	424,18'88
Loans and Advances—			
Loans to Local Funds, Private parties, etc.	117,03'16	7,12'95	124,16'11
Loans to Government servants, etc. ..	7,94'37	—1,12'72	6,81'65
Total—Loans and Advances ..	124,97'53	6,00'23	130,97'76
Total—Capital and other expenditure	516,45'69	38,70'95	555,16'64
Deduct—Contribution from Revenue, Development funds, etc., and the Contingency Fund for Capital expenditure	15,35'89	63'79	15,99'68
Net Capital and other expenditure outside the Revenue Account	501,09'80	38,07'16 (B)	539,16'96 (A)

(A) See note on page 146.

(B) See note on page 145.

STATEMENT No. 15—STATEMENT SHOWING CAPITAL AND OTHER EXPENDITURE (OUTSIDE THE REVENUE ACCOUNT) TO END OF 1972-73 AND THE PRINCIPAL SOURCES FROM WHICH FUNDS WERE PROVIDED FOR THAT EXPENDITURE—*concl'd.*

Heads	On 1st April 1972	During the year	On 31st March 1973
1	2	3	4
(In lakhs of rupees)			
PRINCIPAL SOURCES OF FUNDS—			
Debt—			
Permanent Debt—Nominal Value ..	70,21.07	3,85.04	74,06.11
Floating Debt ..	7,09.62	—7,09.62	..
Loans from Central Government ..	417,67.26	52,05.77	469,73.03
Other Loans ..	15,32.70	3,78.42	19,11.12
Unfunded Debt ..	23,57.56	3,81.46	27,39.02
Total—Outstanding Debt ..	533,88.21	56,41.07	590,29.28
Contingency Fund ..	1,98.11	—24.09	1,74.02
Sinking Funds and Reserve Funds ..	45,18.59	1,03.84	46,22.43
Net balance under Deposits and Advances etc. other than those shown separat- ely.	12,06.90	7,90.12	19,97.02
Remittances ..	—14,59.34	—8,85.30	—23,44.64
Total—Debt and other obligations	578,52.47	56,25.64	634,78.11
Deduct—Cash balance ..	—5,23.15	—15,41.01	—21,64.16
Deduct—Investments ..	14,68.07	16,15.98	30,84.05
Net provision of funds ..	570,07.55	55,50.67	625,58.22
		(B)	(C)

(B) The difference of Rs. 17,43.51 lakhs between the net provision of funds and the net capital and other expenditure during the year is due to revenue deficit (Rs. 24,64.63 lakhs) and the amount adjusted under "E—Miscellaneous" (Rs. 7,21.12 lakhs) (c.f. details at page 44.)

(C) See note on page 146.

Note—The difference of Rs. 86,41.26 lakhs between the net provision of funds (C) exhibited in the statement and the net capital and other expenditure (A) up to the end of 1972-73 is explained below:—

	(In lakhs of rupees)
(i) Net effect of balance transferred to the State on 1st April, 1936 from Bihar and Tamilnadu	—6.83
(ii) Accumulated net revenue deficits from 1936-37 to 1972-73	122,08.08
(iii) Net account adjustment under "E—Miscellaneous"	—36,43.75
(iv) Premerger balances of the integrated States brought to Government account by correction of opening balances during 1951-52 to 1965-66 (net)	55.44
(v) Loans advanced by Government of India to Engineering Schools brought to account by correction of opening balances during 1964-65 and 1965-66 after the schools were taken over by Government.	8.93
(vi) Capital expenditure adjusted in excess in previous years and excluded during 1957-58 and 1960-61 (Rs. 22.34 lakhs) and the amount not adjusted in previous years added during 1967-68 (Rs. 2.95 lakhs).	19.39

	86,41.26

SECTION B

**DEBT, DEPOSIT AND REMMITTANCES AND
CONTINGENCY FUND**

STATEMENT No. 16—STATEMENT OF RECEIPTS, DISBURSEMENTS
DEBT, DEPOSITS, REMITTANCES

Head of Account 1	Opening balance 2
	Rs.
PART I—CONSOLIDATED FUND—	
Total Revenue and Expenditure as per Statement nos. 11 and 12—	
Revenue Receipts	(a)
Expenditure on Revenue Account	.. (a)
Capital Expenditure outside the Revenue Account	.. (a)
O—PUBLIC DEBT—	
<i>Debt raised in India—</i>	
Permanent Debt	.. Cr. 70,21,06,559
Floating Debt	.. Cr. 7,09,62,000
Loans from the Central Government	.. Cr. 4,17,67,26,450
Other Loans	.. Cr. 15,32,70,456
Total—O—Public Debt (b)	.. Cr. 5,10,30,65,465
Q—LOANS AND ADVANCES BY THE STATE/UNION TERRITORY GOVERNMENTS—	
Loans to Local Funds, Private Parties, etc.	.. Dr. 1,17,03,16,442
Loans to Government Servants, etc.	.. Dr. 7,94,37,164
Total—Q—Loans and Advances, etc. (c)	.. Dr. 1,24,97,53,606
Total—Part I—Consolidated Fund
PART II—CONTINGENCY FUND—	
Contingency Fund	.. Cr. 1,98,10,221
Total—Part II—Contingency Fund	.. Cr. 1,98,10,221

(a) Closed to "Government Account" vide explanatory note 4 under statement no. 8

(b) A detailed account is given in statement no. 17

(c) A more detailed account is given in statement no. 18

AND BALANCES UNDER HEADS OF ACCOUNT RELATING TO
AND CONTINGENCY FUND

Receipts	Disbursements	Closing balance
3	4	5
Rs.	Rs.	Rs.
1,68,13,49,497	see	(a)
see	1,92,78,12,384 (d)	(a)
see	32,06,92,456 (e)	(a)
9,42,76,914	5,57,73,000	Cr. 74,06,10,473
46,68,51,000	53,78,13,000	..
92,58,95,200	40,53,18,762	Cr. 469,73,02,888
4,71,34,560	92,92,402	Cr. 19,11,12,614
153,41,57,674	100,81,97,164	Cr. 5,62,90,25,975
3,43,45,458	10,56,40,318 (f)	Dr. 1,24,16,11,302
2,18,60,671	1,05,88,554	Dr. 6,81,65,047
5,62,06,129	11,62,28,872 (f)	Dr. 130,97,76,349
327,17,13,300	337,29,30,876	..
1,89,779 (g)	25,98,482 (h)	Cr. 1,74,01,518
1,89,779	25,98,482	Cr. 1,74,01,518

(a) Closed to Government Account vide explanatory note 4 under statement no. 8.

(d) Includes Rs. 1,89,779 spent from out of advances from the Contingency Fund during 1971-72 and recouped to the Fund during 1972-73 vide foot notes (a) at page 70 and (a) at page 81.

(e) Excludes Rs. 3,98,482 spent from out of advances from the Contingency Fund during 1972-73 but not recouped to the Fund till the close of the year vide foot notes (b) at page 83 and (a) at page 86.

(f) Excludes Rs. 22,00,000 spent from out of advances from the Contingency Fund during 1972-73 but not recouped to the Fund till the close of the year vide foot note (b) at page 171.

(g) Represents expenditure spent out of advances from the Contingency Fund during 1971-72 and recouped to the Fund during 1972-73 vide foot note (a) at page 70 and (a) at page 81.

(h) Represents expenditure spent out of advances from the Contingency Fund during the year under '96—Capital outlay on Industrial and Economic Development (Rs. 2,00,000), '99—Capital outlay on Irrigation Navigation, Embankment and Drainage works (Commercial) (Rs. 1,98,482) and "Q—Loans and Advances by the State/Union Territory Governments—Loans to Local Funds, Private parties, etc." (Rs. 22,00,000) vide foot notes (b) at page 83, (a) at page 86 and (b) (at page 171) but not recouped to the Fund till the close of the year.

**STATEMENT No. 16—STATEMENT OF RECEIPTS, DISBURSEMENTS
DEBT, DEPOSITS, REMITTANCES**

Head of Account 1	Opening balance 2	Rs.
PART III—PUBLIC ACCOUNT—		
S—UNFUNDED DEBT		
State Provident Funds	.. Cr.	23,57,55,933
Other Accounts
Interest Suspense	.. Cr.	1
Total—S—Unfunded Debt (a)	.. Cr.	23,57,55,934
T—DEPOSITS AND ADVANCES—		
<i>I—Deposits bearing interest—</i>		
A—RESERVE FUNDS—		
Depreciation Reserve Fund—Electricity—		
Hydro-Electric Schemes—		
Hirakud Dam Project—Stage I	.. Cr.	2,59,96,292
Stage II	.. Cr.	60,12,108
Other Electricity Schemes	.. Cr.	1,61,99,116
Total—Depreciation Reserve Fund—Electricity	.. Cr.	4,82,07,516
Deposits of Depreciation Reserve of Government Commercial Undertakings—		
State Transport Service—		
Depreciation Reserve Fund	.. Cr.	30,63,636
Total—Depreciation Reserve Fund—State Transport Service	Cr.	30,63,636
Deposits of other Reserve Funds of Government Commercial Undertakings—		
State Transport Service—		
Accident Reserve Fund	.. Cr.	1,78,808
Amenities Reserve Fund	.. Cr.	5,40,305
Total—Other Reserve Funds—State Transport Service	. Cr.	7,19,113
Total—I—Deposits bearing interest	.. Cr.	5,19,90,265

(a) A detailed account is given in statement no. 17

AND BALANCES UNDER HEADS OF ACCOUNT RELATING TO
AND CONTINGENCY FUND—*contd.*

Receipts	Disbursements		Closing balance
3	4		5
Rs.	Rs.		Rs.
7,54,19,124	3,72,73,111	Cr.	27,39,01,946
..
—1
7,54,19,123	3,72,73,111	Cr.	27,39,01,946
..	..	Cr.	2,59,96,292
..	..	Cr.	60,12,108
..	..	Cr.	1,61,99,116
..	..	Cr.	4,82,07,516
40,00,000	68,00,002	Cr.	2,63,634
40,00,000	68,00,002	Cr.	2,63,634
30,000	54,259	Cr.	1,54,549
2,56,212	2,22,233	Cr.	5,74,284
2,86,212	2,76,492	Cr.	7,28,833
42,86,212	70,76,494	Cr.	4,91,99,983

STATEMENT No. 16--STATEMENT OF RECEIPTS, DISBURSEMENTS
DEBT, DEPOSITS, REMITIANCES

Head of Account 1	Opening balance 2	Rs.
PART III—PUBLIC ACCOUNT—contd.		
T—Deposits and Advances—contd.		
II— Deposits not bearing interest—		
A—SINKING FUNDS—		
Appropriations for reduction or avoidance of debt—		
Sinking Funds	.. Cr.	39,07,45,180
Other Appropriations	..	(a)
Sinking Fund Investment Account	.. Dr.	13,78,51,310
Total—A—Sinking Funds	.. Cr.	25,28,93,870
B—RESERVE FUNDS—		
Famine Relief Fund	.. Cr.	90,583
Zamindari Abolition Fund	.. Cr.	54,24,426
State Agricultural Credit Relief and Guarantee Fund	.. Cr.	11,24,097
Orissa Loan Stipend Fund	.. Cr.	12,53,540
State Co-operative Development Fund	.. Cr.	2,00,000
Guarantees Reserve Fund	.. Cr.	10,30,911
Total—B—Reserve Funds	.. Cr.	91,23,557
C—Other Deposit Accounts—		
Deposits of Local Funds—		
District Funds	.. Cr.	—81,570
Municipal Funds	.. Cr.	1,94,35,502
Other Funds—		
Port and Marine Funds	.. Cr.	15,933
Education Funds	.. Cr.	—31,733
Medical and Charitable Funds	.. Cr.	2,49,278
Total—Other Funds	.. Cr.	2,33,478

(a) Closed to "Government Account" vide explanatory note under statement no. 8.

AND BALANCES UNDER HEADS OF ACCOUNT RELATING TO
AND CONTINGENCY FUND—*contd.*

Receipts	Disbursements	Closing balance
3	4	5
Rs.	Rs.	Rs.
7,68,73,861	6,28,19,516	Cr. 40,47,99,525
92,92,402	..	(a)
3,09,52,711	3,11,99,900	Dr. 13,80,98,459
11,71,18,974	9,40,19,416	Cr. 26,67,01,026
1,25,00,000	1,25,00,000	Cr. 90,583
25,00,171	24,84,506	Cr. 54,40,091
..	..	Cr. 11,24,097
21,53,392	21,11,777	Cr. 12,95,155
..	..	Cr. 2,00,000
11,00,000	20,37,276	Cr. 93,635
1,82,53,563	1,91,33,559	Cr. 82,43,561
..	..	Cr. —81,570(b)
3,59,03,682	4,20,72,113	Cr. 1,32,67,071
..	..	Cr. 15,933
7,44,408	7,06,613	Cr. 6,062
8,13,371	6,58,465	Cr. 4,04,184
15,57,779	13,65,078	Cr. 4,26,179

(a) Closed to "Government Account" *Vide* explanatory note under statement no. 8

(b) The *minus* balance is due to misclassification by Treasury Officers which is under reconciliation.

STATEMENT No. 16—STATEMENT OF RECEIPTS, DISBURSEMENTS
DEBT, DEPOSITS, REMITTANCES

Head of Account 1	Opening balance 2 Rs.
PART III—PUBLIC ACCOUNT—<i>contd.</i>	
T.—Deposits and Advances—<i>contd.</i>	
Part II—Deposits not bearing interest—<i>contd.</i>	
Public Works Funds	.. Cr. 46,565
Village Panchayat Funds	.. Cr. 69,578
Panchayat Samiti Fund	.. Cr. 8,28,87,038
Zilla Parishad Fund	.. Cr. 5,84,656
State Electricity Board Working Fund	.. Cr. 15,75,751
Other Miscellaneous Funds	.. Cr. 1,72,688
Personal Deposits of Life Insurance Corporation	.. Cr. 28,475
Total—Deposits of Local Funds	.. Cr. 10,49,52,161
Departmental and Judicial Deposits—	
Civil Deposits—	
Revenue Deposits	.. Cr. 2,74,98,493
Civil Courts' Deposits	.. Cr. 32,29,336
Criminal Courts' Deposits	.. Cr. 17,66,731
Personal Deposits	.. Cr. 1,14,86,077
Forest Deposits	.. Cr. 13,25,590
Public Works Deposits	.. Cr. 10,26,27,129
Deposits of Government Companies, Corporations, etc.	.. Cr. —3,37,577
Trust Interest funds	.. Cr. 1,77,966
Deposits for service of Legal documents in other countries	.. Cr. 17
Deposits on Account of Police Funds	.. Cr. 2,13,495
Deposits for work done for public bodies or private individuals	.. Cr. 3,48,061
Municipal Taxes on Government residential buildings	.. Cr. 57
Unclaimed deposits in the General Provident Funds	.. Cr. 97,738
Unclaimed deposits in the Contributory Provident Funds	.. Cr. 12,673
Unclaimed deposits in the Defence Savings Provident Fund	.. Cr. 843

AND BALANCES UNDER HEADS OF ACCOUNT RELATING TO
AND CONTINGENCY FUND—*contd.*

Receipts	Disbursements	Closing balance
3	4	5
Rs.	Rs.	Rs.
4,078	1,525	Cr. 49,118
..	..	Cr. 69,578
21,74,32,369	21,84,65,422	Cr. 8,18,53,985
..	..	Cr. 5,84,656
4,04,19,438	3,98,94,502	Cr. 21,00,687
..	..	Cr. 1,72,688
49,63,422	46,77,338	Cr. 3,14,559
30,02,80,768	30,64,75,978	Cr. 9,87,56,951
2,05,46,029	1,03,86,310	Cr. 3,76,58,212
27,50,910	16,46,703	Cr. 43,33,543
-66,891 (c)	1,84,448	Cr. 15,15,392
97,30,209	82,08,792	Cr. 1,30,07,494
33,02,059	30,08,437	Cr. 16,19,212
11,89,09,761	9,63,52,636	Cr. 12,51,84,254
3,37,577
1,22,296	8,26,590	Cr. -5,26,328(d)
..	..	Cr. 17
578	..	Cr. 2,14,073
..	20,00,000	Cr. -16,51,939(d)
..	..	Cr. 57
..	390	Cr. 97,348
..	..	Cr. 12,673
..	..	Cr. 843

(c) The *minus* figure is due to clearance of receipt items of previous years.

(d) The *minus* balance was due to misclassification by Treasury Officers which is under reconciliation.

STATEMENT No. 16—STATEMENT OF RECEIPTS, DISBURSEMENTS
DEBT, DEPOSITS, REMITTANCES

Head of Account	Opening balance
1	2
	Rs.
PART III—PUBLIC ACCOUNT—contd.	
T—Deposits and Advances—contd.	
II—Deposits not bearing interest—contd.	
Deposit of fees received by Government servants for work done for private bodies	Cr. 5,30,393
Deposits in connection with Elections	Cr. 13,352
Deposits of Educational Institutions	Cr. 38,33,346
Assam Relief Fund	Cr. 1,001
Deposits on account of moneys received by the Indian Red Cross Society and St. John Ambulance Association	Cr. —36,526
Deposits on account of moneys received for the Wavell Home Appeal Fund	Cr. 255
Deposits on account of Orissa Government Loans	Cr. 11,65,533
Total—Civil Deposits	Cr. 15,39,53,983
Transfers from Famine Relief Fund—	
Advances from Famine Relief Fund for financing State Loan Account	Cr. 40,00,000
Total—Transfers from Famine Relief Fund	Cr. 40,00,000
Other Accounts—	
Subventions from Central Road Fund	Cr. 19,92,925
Deposit Account of grants made by the Indian Central Cotton Committee	Cr. —7
Deposit Account of grants made by the Indian Central Jute Committee	Cr. —2,37,959
Deposit Account of grants made by the Indian Council of Agricultural Research	Cr. 9,81,723
Deposit Account of grants from the Central Government for development of Handloom Industries	Cr. 54,267
Deposit Account of grants made by the National Co-operative Development Corporation	Cr. 23,04,247
Deposit Account of grants made by the Central Oil Seeds Committee	Cr. —11,409
Deposit Account of grants made by the Central Silk Board	Cr. 32,080

AND BALANCES UNDER HEADS OF ACCOUNT RELATING TO
AND CONTINGENCY FUND—*contd.*

Receipts	Disbursements	Closing balance
3	4	5
Rs.	Rs.	Rs.
..	..	Cr. 5,30,393
287	250	Cr. 13,389
34,66,392	30,00,279	Cr. 42,99,459
..	..	Cr. 1,001
..	..	Cr. -36,526(d)
..	..	Cr. 255
5,53,61,000	5,61,16,175	Cr. 4,10,358
21,44,60,207	18,17,31,010	Cr. 18,66,83,180
..	..	Cr. 40,00,000
..	..	Cr. 40,00,000
10,00,000	10,00,000	Cr. 19,92,925
..	..	Cr. -7 (e)
..	..	Cr. -2,37,959(e)
8,000	..	Cr. 9,89,723
..	..	Cr. 54,267
..	12,70,000	Cr. 10,34,247
..	..	Cr. -11,409(e)
..	..	Cr. 32,080

(d) The minus balance was due to misclassification by Treasury Officers which is under reconciliation.

(e) The minus balance was due to incurring expenditure by drawing Officers in anticipation of receipt of grants from outside bodies.

STATEMENT No. 16—STATEMENT OF RECEIPTS, DISBURSEMENT
DEBT, DEPOSITS, REMITTANCES

Head of Account 1	Opening balance ^c 2
Rs.	
PART III—PUBLIC ACCOUNT—contd.	
T—Deposits and Advances—contd.	
II—Deposits not bearing Interest—concl.	
Deposit Account of grants made by the Indian Central Coconut Committee	Cr. 52,955
Deposit Account of grants made by the Indian Central Areca-nut Committee	Cr. 39,962
Deposit Account of grants received from the Ford Foundation	Cr. 12,500
Deposit Account of grants from the Central Government for food production drive scheme—Bonus for accelerating production of food grains	Cr. 10,37,307
Deposit Account of Lift Irrigation Scheme	.. Cr. 74,700
Workmen's Benefit Fund	.. Cr. 2,745
Total—Other Accounts	.. Cr. 63,36,036
Total—C—Other Deposit Accounts	.. Cr. 26,92,42,180
Total—II—Deposits not bearing interest	.. Cr. 53,12,59,607
III—Advances not bearing interest—	
Departmental Advances—	
Civil Advances	.. Dr. 1,08,50,371
Special Advances	.. Dr. 4,87,49,515
Forest Advances	.. Dr. 1,90,003
Revenue Advances—	
Advances for survey operations—	
Revenue Survey Advances	.. Dr. 98,463
Total—Departmental Advances	.. Dr. 5,98,88,352
Permanent Advances—	
Permanent Advances, Civil	.. Dr. 1,95,950
Accounts with the Governments of other countries—	
Accounts with the Government of Pakistan	.. Dr. 9,152
Accounts with the Government of Burma	.. Dr. 1,716
Accounts with the Reserve Bank	.. Dr. 29,910
Total—III—Advances not bearing interest	.. Dr. 6,01,25,080

AND BALANCES UNDER HEADS OF ACCOUNT RELATING
AND CONTINGENCY FUND—*contd.*

Receipts	Disbursements	Closing balance
3	4	5
Rs.	Rs.	Rs.
..	..	Cr. 52,955
..	..	Cr. 39,962
..	..	Cr. 12,500
..	..	Cr. 10,37,307
..	..	Cr. 74,700
..	..	Cr. 2,745
10,08,000	22,70,000	Cr. 50,74,036
51,57,48,975	49,04,76,988	Cr. 29,45,14,167
65,11,21,512	60,36,29,963	Cr. 56,94,58,754
3,01,67,654	1,58,33,404	Dr. —34,83,879(p)
66,15,249	1,53,55,160	Dr. 5,74,89,426
2,74,80,051	2,77,25,880	Dr. 4,35,832
..	..	Dr. 98,463
6,42,62,954	5,89,14,444	Dr. 5,45,39,842
890	11,640	Dr. 2,06,700
..	..	Dr. 9,152
3,736	5,202	Dr. 3,182
7,921	6,791	Dr. 28,780
6,42,75,501	5,89,38,077	Dr. 5,47,87,656

(p) The *minus* balance is due to misclassification by Treasury Officers which is under reconciliation.

**STATEMENT No. 16—STATEMENT OF RECEIPTS, DISBURSEMENTS
DEBT, DEPOSITS, REMITTANCES**

Head of Account 1	Opening balance 2
	Rs.
PART III—PUBLIC ACCOUNT—<i>concl.</i>	
T—DEPOSITS AND ADVANCES—<i>concl.</i>	
IV—<i>Suspense—</i>	
Suspense Accounts—	
Suspense Account	.. Dr. 1,02,92,073
Cash Settlement Suspense Account	.. Dr. 5,65,03,832
Pay and Accounts Office Suspense	.. Dr. 23,48,895
Central Accounts Office—	
Reserve Bank Suspense	.. Dr. 1,17,55,221
Cash balance Investment Account	.. Dr. 89,55,107
Departmental Adjusting Account	.. Dr. 36,22,137
Tele-Communication Accounts Officer's Suspense	.. Dr. 800
Payments on behalf of Central Claims Organisation—	
Pension and Provident Fund	.. Dr. 1,378
Sale Proceeds of Pakistan Visa	.. Cr. 1
Total—Suspense Accounts	.. Dr. 9,34,79,442
Departmental and Similar Account—	
Civil Departmental Balances	.. Dr. 39,02,695
Total—IV—Suspense	.. Dr. 9,73,82,137
V—<i>Miscellaneous—</i>	
Miscellaneous Government Account	.. (g)
Total—T—Deposits and Advances	.. Cr. 42,57,42,655

(g) Closed to "Government Account" *vide* note 4 under statement no. 8.

AND BALANCES UNDER HEADS OF ACCOUNT RELATING TO
AND CONTINGENCY FUND—*contd.*

Receipts	Disbursements	Closing balance	
3	4	5	
Rs.	Rs.	Rs.	
2,39,48,373	2,36,31,276	Dr.	99,74,976
1,22,56,794	1,31,76,627	Dr.	5,74,23,665
45,742	7,65,534	Dr.	30,68,687
34,57,618	—33,25,661(f)	Dr.	49,71,942
67,82,38,031	83,95,88,750	Dr.	17,03,05,826
4,51,32,208	18,11,635	Cr.	3,96,98,436
..	3,553	Dr.	4,353
..	..	Dr.	1,378
—1(f)
76,30,78,765	87,56,51,714	Dr.	20,60,52,391
2,19,65,023	2,23,40,021	Dr.	42,77,693
78,50,43,788	89,79,91,735	Dr.	21,03,30,084
6,28,19,516(h) (g)	286(h) (g)		(g)
156,75,46,529	156,76,36,555	Cr.	42,56,52,629(l)

(f) The *minus* figure is due to clearance of items booked during the earlier years.

(g) Closed to "Government Account" *vide* note 4 under statement no. 8.

(h) For detail please see page 44.

(l) Decreased by Rs. 7,21,11,632 [Rs. 92,92,402 *vide* foot note (a) at page 153 *plus* Rs. 6,28,19,230—*net vide* note (g) above].

**STATEMENT No. 16—STATEMENT OF RECEIPTS, DISBURSEMENTS
DEBT, DEPOSITS, REMITTANCES**

Head of Account	Opening balance
Rs.	Rs.
1	2
PART III—PUBLIC ACCOUNT—concl'd.	
U—REMITTANCES—	
Cash Remittances and Adjustments between officers rendering Accounts to the same Accountant General—	
Cash Remittances between Treasuries .. Cr.	1,06,67,196
Forest Remittances .. Dr.	21,54,881
Public Works Remittances .. Dr.	10,90,96,951
Transfers between Public Works Officers .. Dr.	3,74,74,470
Miscellaneous Remittances .. Dr.	16,844
Total—Cash Remittances, etc. .. Dr.	13,80,75,950
Reserve Bank of India Remittances .. Dr.	6,86,217
Adjusting Account between Central and State Governments .. Dr.	73,44,287
Adjusting Account with Railways .. Dr.	15,469
Adjusting Accounts with Posts and Telegraphs .. Cr.	4,69,209
Adjusting Account with Defence .. Dr.	11,225
Inter-State Suspense Account .. Dr.	2,70,227
Total—U—Remittances .. Dr.	14,59,34,166
Total—Part III—Public Account
Total—Receipts/Disbursements under Part I, II and III
X—CASH BALANCE—	
Cash balance —	
Cash in Treasuries .. Dr.	13,26,873
Deposits with the Reserve Bank .. Cr.	6,36,42,310
Total—Cash Balance .. Cr.	6,23,15,437
Grand Total

AND BALANCES UNDER HEADS OF ACCOUNT RELATING TO
AND CONTINGENCY FUND—*concl.*

Receipts	Disbursements	Closing balance
Rs.	Rs.	Rs.
3	4	5
16,65,97,267	18,89,22,953	Dr. 1,16,58,450
12,87,40,443	12,45,32,421	Cr. 20,53,141
74,73,96,964	78,09,10,340	Dr. 14,26,10,327
10,84,864	1,21,924	Dr. 3,65,11,530
•••	••	Dr. 16,844
104,38,19,538	109,44,87,638	Dr. 18,87,44,050
57,26,309	56,93,959	Dr. 6,53,867
4,04,77,271	7,96,22,644	Dr. 4,64,89,660
—1,413(j)	1,07,162	Dr. 1,24,044
80,59,854	62,24,453	Cr. 23,04,610
—1,55,483(j)	1,86,033	Dr. 3,52,741
1,93,466	3,27,680	Dr. 4,04,441
109,81,19,542	118,66,49,569	Dr. 23,44,64,193
274,10,85,194	279,15,59,235	••
601,29,88,273	616,70,88,593	••
•••	••	Dr. 46,10,988
•••	••	Cr. 22,10,26,745(k)
•••	••	Cr. 21,64,15,757
595,06,72,836	595,06,72,836	••

(j) The *minus* figure was due to clearance of items booked during earlier years.

(k) There is a difference of Rs. 93,40,880 between the figure reflected in the account and those in the statement received from the Reserve Bank of India (*minus* Rs.21,16,35,865). The discrepancy is under reconciliation.

STATEMENT No. 17—DETAILED STATEMENT OF DEBT AND

Description of Debt	When raised	Amount on 1st April 1972
1	2	3
		Rs.
SECTION A—PUBLIC DEBT		
Permanent Debt—		
<i>(a) Loans bearing Interest—</i>		
(i) 4½ per cent Orissa Government Loan 1972	.. 1961-62	5,88,95,600
(ii) 4½ per cent Orissa Government Loan 1974	.. 1962-63	7,66,65,700
(iii) 4¾ per cent Orissa Government Loan 1976	.. 1964-65	8,75,64,000
(iv) 5½ per cent Orissa Government Loan 1977	.. 1965-66	8,37,16,500
(v) 5½ per cent Orissa Government Loan 1978	.. 1966-67	6,21,03,200
(vi) 5¾ per cent Orissa Government Loan 1979	.. 1967-68	4,39,78,800
(vii) 5¾ per cent Orissa Government Loan 1980	.. 1968-69	4,98,93,100
(viii) 5¾ per cent Orissa Government Loan 1981	.. 1969-70	7,14,19,300
(ix) 5¾ per cent Orissa Government Loan 1982	.. 1970-71	6,67,55,100
(x) 5¾ per cent Orissa Government Loan 1983	.. 1971-72	7,75,94,100
(xi) 5¾ per cent Orissa Government Loan 1984	.. 1972-73	..
Total—(a)—Loans bearing Interest	..	67,85,85,400
<i>(b) Loans not bearing Interest—Expired Loans—</i>		
(i) 4 per cent Orissa Government Loan 1968	.. 1956-57	11,04,437
(ii) 4 per cent Orissa Government Loan 1969	.. 1960-61	11,42,110
(iii) 4¼ per cent Orissa Government Loan 1970	.. 1958-59	1,03,54,112
(iv) 4 per cent Orissa Government Loan 1971	.. 1959-60	1,09,20,500
(v) 4¼ per cent Orissa Government Loan 1972	.. 1961-62	..
Total—(b)—Loans not bearing interest—Expired loans	..	2,35,21,159
Total—Permanent Debt	..	70,21,06,559
Floating Debt—		
Other Floating Loans—		
Ways and Means Advances from Reserve Bank of India	..	5,30,00,000
Overdraft from Reserve Bank of India	..	1,79,62,000
Total—Floating Debt	..	7,09,62,000

OTHER INTEREST BEARING OBLIGATIONS OF GOVERNMENT

Additions during the year	Discharges during the year	Amount on 31st March 1973
4	5	6
Rs.	Rs.	Rs.
12,300	5,49,60,300	(a)
4,97,000	..	7,71,62,700
59,400	..	8,76,23,400
15,000	..	8,37,31,500
77,300	..	6,21,80,500
2,800	..	4,39,81,600
..	..	4,98,93,100
..	..	7,14,19,300
14	..	6,67,55,114
35,000	..	7,76,29,100
9,35,78,100	..	9,35,78,100
9,42,76,914	5,49,60,300	71,39,54,414
..	74,700	10,29,737
..	-1,25,500 (b)	12,67,610
..	2,25,300	1,01,28,812
..	6,38,200	1,02,82,300
..	..	39,47,600 (a)
..	8,12,700	2,66,56,059
9,42,76,914	5,57,73,000	74,06,10,473
32,05,00,000	37,35,00,000	..
14,63,51,000	16,43,13,000	..
46,68,51,000	53,78,13,000	..

(a) This loan was notified for discharge on the 4th September 1972 and became non-interest bearing from that date. The closing balance has been transferred *pro-forma* to "Loans not bearing interest—Expired loans".

(b) Minus figure was due to withdrawal of wrong debits adjusted in previous years.

STATEMENT No. 17—DETAILED STATEMENT OF DEBT AND GOVERNMENT

Description of Debt	When raised	Amount on 1st April 1972
1	2	3
SECTION A—PUBLIC DEBT—contd.		
Loans from the Central Government—		Rs.
Grow More Food Scheme	10,21,50,097
Electricity Schemes	3,63,77,193
Expansion of power facilities	51,82,328
Hirakud Dam Project (including water courses)	88,89,03,353
Mahanadi Delta Irrigation Scheme	6,08,81,401
Rehabilitation of displaced persons from erstwhile East Pakistan	99,12,758
Industrial Housing Scheme	15,31,910
Subsidised Industrial Housing Scheme	30,64,946
Village Housing Project Scheme	34,05,557
Low Income Group Housing Scheme	1,15,61,072
Police Housing Scheme	1,96,62,736
Community Development Projects	3,07,57,293
Flood and Drought Relief	24,82,92,672
Flood Control Scheme	5,06,67,677
Financing expenditure on Development Schemes	131,34,24,664
Scheme for sharing Small Savings Collections	23,08,99,499
Development of Handloom Industry	26,61,873
Minor Irrigation Works	4,51,42,278
Small Scale and Cottage Industries	45,55,021
Financing Minor Ports	35,17,681
Establishment of Industrial Estate at Cuttack	87,74,824
Subscribing to the Share Capital of Orissa State Financial Corporation	5,23,347
Participating in the Share Capital of Co-operative Societies	6,26,933
Urban Water Supply Scheme	14,47,026
Slum Clearance Scheme	15,32,897
Other Miscellaneous Schemes	86,52,62,848
Construction of Storage Godown in the Intensive Agricultural Areas	13,07,979
Rehabilitation of Goldsmiths	30,28,913
Paradeep Port Project	3,86,61,465
Balimela Dam Project	9,40,00,000
Rehabilitation of Repatriates from Burma	90,08,209
Share out of proceeds of market borrowings (in lieu of Open Market Loan 1975)	8,00,00,000
Total—Loans from the Central Government	417,67,26,450

OTHER INTEREST BEARING OBLIGATIONS OF
contd.

Additions during the year	Discharges during the year	Amount on 31st March 1973
4	5	6
Rs.	Rs.	Rs.
..	5,62,32,459	4,59,17,638
..	7,19,997	3,56,57,196
..	2,33,979	49,48,349
..	1,40,02,732	87,49,00,621
..	63,138	6,08,18,263
..	9,39,548	89,73,210
..	..	15,31,910
..	1,21,115	29,43,831
..	2,45,532	31,60,025
..	3,63,817	1,11,97,255
30,00,000	7,63,114	2,18,99,622
..	64,19,438	2,43,37,855
7,83,46,000	3,23,75,945	29,42,62,727
..	16,52,557	4,90,15,120
23,27,92,000	21,96,99,180	132,65,17,484
4,57,00,000	1,56,00,000	26,09,99,499
..	4,39,821	22,22,052
..	56,33,665	3,95,08,613
..	9,31,224	36,23,797
..	2,04,970	33,12,711
..	8,57,383	79,17,441
..	51,515	4,71,832
..	1,97,107	4,29,826
..	63,199	13,83,827
..	42,709	14,90,188
56,60,57,200	3,52,81,032	139,60,39,016
..	1,40,309	11,67,670
..	6,85,481	23,43,432
..	1,13,57,796	2,73,03,669
..	..	9,40,00,000
..	..	90,08,209
..	..	8,00,00,000
92,58,95,200	40,53,18,762	469,73,02,888

STATEMENT No. 17—DETAILED STATEMENT OF DEBT AND GOVERNMENT

Description of Debt 1	When raised 2	Amount on 1st April 1972 3
SECTION A—PUBLIC DEBT—concl'd.		
Other Loans—		Rs.
Loans from the National Agricultural Credit (long-term operation) Fund of the Reserve Bank of India	..	2,65,28,300
Loans from the National Co-operative Development Corporation	..	2,63,69,188
Loans from the Life Insurance Corporation of India	9,91,72,968
Loans from the Khadi and Village Industries Commission	..	12,00,000
Total—Other Loans	15,32,70,456
Total—Public Debt	510,30,65,465
SECTION—B—UNFUNDED DEBT—		
State Provident Funds—		
General Provident Fund	22,61,46,699
Indian Civil Service Provident Fund	4,08,908
Indian Civil Service (Non-European Members) Provident Fund	1,83,307
All-India Services Provident Fund	49,43,337
Contributory Provident Funds	40,73,682
Total—State Provident Funds	23,57,55,933
Interest Suspense—		
Interest Suspense Account	1
Total—Interest Suspense	1
Total—Unfunded Debt	23,57,55,934
Total—Debt and other Interest bearing obligations	533,88,21,399

OTHER INTEREST BEARING OBLIGATIONS OF
contd.

Additions during the year	Discharges during the year	Amount on 31st March 1973
4	5	6
Rs.	Rs.	Rs.
67,88,500	31,95,017	3,01,21,783
93,46,060	25,25,363	3,31,89,885
3,10,00,000	35,72,022	12,66,00,946
..	..	12,00,000
4,71,34,560	92,92,402	19,11,12,614
1,53,41,57,674	1,00,81,97,164	562,90,25,975
7,33,73,383	3,60,60,515	26,34,59,567
15,425	2,28,748	1,95,585
20,240	91,039	1,12,508
11,53,985	5,12,751	55,84,571
8,56,091	3,80,058	45,49,715
7,54,19,124	3,72,73,111	27,39,01,946
-1(c)
-1
7,54,19,123	3,72,73,111	27,39,01,946
1,60,95,76,797	1,04,54,70,275	590,29,27,921

(c) *Minus* figure was due to clearance of items of previous years.

STATEMENT No. 18—DETAILED STATEMENT OF

Detailed head of account	Balance on 1st April 1972
1	2
	Rs.
Q—LOANS AND ADVANCES BY THE STATE/UNION TERRITORY GOVERNMENTS—	
(I) LOANS TO LOCAL FUNDS, PRIVATE PARTIES, ETC.,—	
(a) Loans to Municipal Corporations and Municipalities ..	1,57,48,914(a)
(b) Loans to Panchayati Raj Institutions ..	56,59,397
(c) Loans to District and other Local Fund Committees—	
Loans to Market Committees ..	10,56,133
Total—(c)—Loans to District and other Local Fund Committees	10,56,133
(d) Loans to Co-operative Institutions and Banks—	
(1) Loans to Orissa State Co-operative Housing Corporation ..	35,09,951
(2) Loans to Orissa State Co-operative Land Development Bank	1,00,10,415
(3) Loans to Orissa State Co-operative Bank ..	24,36,553
(4) Loans to Central Co-operative Banks ..	1,79,31,534
(5) Loans to Khadi and Village Industries Co-operative Societies out of funds of Khadi and Village Industries Commission	12,00,000
(6) Loans to State Co-operative Marketing Society ..	22,20,760
(7) Loans to Regional Marketing Co-operative Societies ..	— 3,38,897
(8) Loans to Co-operative Cold Storages ..	9,87,373
(9) Loans to Aska Co-operative Sugar Industries Ltd. ..	16,21,614

(a) Includes Rs. 9,82,572 transferred *pro forma* from the head "Loans to local bodies" shown as a separate item under "Miscellaneous Loans and Advances" during 1971-72.

LOANS AND ADVANCES MADE BY GOVERNMENT

Amount advanced during 1972-73	Total	Amount repaid during 1972-73	Balance on 31st March 1973	Interest received and credited to Revenue
3	4	5	6	7
Rs.	Rs.	Rs.	Rs.	Rs.
24,85,000	1,82,33,914	19,19,075	1,63,14,839	2,31,328
26,000	56,85,397	4,33,883	52,51,514	64,423
1,00,000	11,56,133	44,985	11,11,148	19,775
1,00,000	11,56,133	44,985	11,11,148	19,775
20,00,000	55,09,951	8,07,181	47,02,770	3,67,203
2,10,00,000	3,10,10,415	—10,55,000(*)	3,20,65,415	..
1,00,000	25,36,553	1,10,01,758	—84,65,205(c)	..
..	1,79,31,534	29,44,067	1,49,87,467	2,97,759
..	12,00,000	..	12,00,000	..
1,50,00,000(b)	1,72,20,760	10,00,000	1,62,20,760	2,272
9,37,500	5,98,603	2,55,755	3,42,848	3,177
..	9,87,373	26,481	9,60,892	..
..	16,21,614	..	16,21,614	..

(*) The *minus* figure was on account of rectification of misclassification in previous years.

(b) Excludes Rs. 22,00,000 spent from out of advances from the Contingency Fund during 1972-73 but not recouped to the fund till the close of the year.

(c) The *minus* balance is due to misclassification by Treasury Officers/Departmental Officers and is under reconciliation.

STATEMENT No. 18—DETAILED STATEMENT OF

Detailed head of account	Balance on 1st April 1972	Amount advanced during 1972-73
1	2	3
LOANS TO CO-OPERATIVE INSTITUTIONS AND BANKS— <i>concl'd.</i>	Rs.	Rs.
(10) Loans to Bargarh Co-operative Sugar Mills	7,00,000
(11) Loans to Consumers' Co-operative Stores ..	20,32,410	8,37,500
(12) Loans to Fishermen Co-operative Societies (Marine)	14,85,424	..
(13) Loans to Co-operative Farming Societies ..	5,38,955	..
(14) Loans to Primary Credit Co-operatives ..	12,68,992	..
(15) Loans to Labour Contract Co-operative Societies	6,27,961	..
(16) Loans to Co-operatives under National Extension Service Scheme	6,05,680	..
(17) Loans for Development of Handicrafts ..	15,65,723	1,38,000
(18) Loans for Development of Handloom Industries	83,57,148	1,68,463
(19) Loans to Co-operative Societies in Tribal Areas (e)	3,73,268	7,41,200
(20) Loans to other Co-operative Societies ..	22,44,860(f)	1,30,000
Total—(d)—Loans to Co-operative Institutions and Banks	5,86,79,724 (g)	4,17,52,663
(e) Loans to Land-holders and other Notabilities ..	3,389	..
(f) Loans and Advances under Community Development Programme	40,03,271	..
(g) Loans and Advances to Displaced Persons—		
Loans to displaced persons (h) ..	1,04,87,519	2,71,000
Loans to Repatriates from Burma ..	96,84,118	7,82,297
Total—(g)—Loans and Advances to Displaced Persons.	2,01,71,637	10,53,297

(e) This head was included under "Loans to other Co-operative Societies" during 1971-72.

(f) Excludes Rs. 1,61,279 being (i) Rs. 3,73,268 under head "Loans to Co-operative Societies in tribal areas" shown as a separate item and (ii) *minus* Rs. 2,11,989 transferred *pro forma* to the head "Advances to Cultivators—Advances to cultivators under L. I. Act 1883—Loans in connection with drought".

(g) Excludes *minus* Rs. 2,11,989 transferred *pro forma* to the head "Advances to Cultivators".

(h) This head includes the following items shown separately during 1971-72:—

	Rs.
Loans to displaced persons under Urban Settlement Scheme ..	31,62,880
Loans to displaced agriculturists ..	61,83,381
Loans under Industrial Scheme ..	26,07,102
Advances to displaced persons ..	—17,50,784
Other Loans ..	2,84,940

LOANS AND ADVANCES MADE BY GOVERNMENT—*contd.*

Total	Amount repaid during 1972-73	Balance on 31st March 1973	Interest received and credited to Revenue
4	5	6	7
Rs.	Rs.	Rs.	Rs.
7,00,000	..	7,00,000	..
28,69,910	..	28,69,910	9,27,370
14,85,424	..	14,85,424	487
5,38,955	13,242	5,25,713	..
12,68,992	..	12,68,992	..
6,27,961	..	6,27,961	..
6,05,680	—436(d)	6,06,116	..
17,03,723	89,529	16,14,194	..
85,25,611	25,086	85,00,525	16,544
11,14,468	..	11,14,468	..
23,74,860	3,92,739	19,82,121	48,307
10,04,32,387	1,55,00,402	8,49,31,985	16,63,119
3,389	3,340	49	208
40,03,271	2,58,235	37,45,036	61,184
1,07,58,519	9,39,548	98,18,971	4,482
1,04,66,415	31,806	1,04,34,609	2,991
2,12,24,934	9,71,354	2,02,53,580	7,473

(d) The *minus* figure was on account of rectification of misclassification in previous years.

STATEMENT No. 18—DETAILED STATEMENT OF

Detailed head of account	Balance on 1st April 1972	Amount advanced during 1972-73
1	2	3
	Rs.	Rs.
<i>(h)</i> Advances to Cultivators—		
Advances to Cultivators under L. I. Act, 1883—		
(1) Ordinary Loans ..	11,31,746	1,99,805
(2) Loans in connection with grow more food ..	12,24,480	..
(3) Loans in connection with drought ..	21,05,420(<i>f</i>)	..
(4) Loans in connection with Flood Relief ..	37,73,517	10,00,000
(5) Loans for construction of open wells for irrigation purposes	9,31,390	..
(6) Loans in connection with cyclone ..	12,37,847	5,00,000
(7) Special, medium and long-term loans for development of agriculture	1,02,532	..
Advances to Cultivators under A. L. Act, 1884—		
(1) Ordinary advances in case of distress ..	—1,85,85,132	4,75,240
(2) Loans in connection with drought ..	4,06,93,934	86,81,000
(3) Loans in connection with flood ..	1,64,78,852	..
(4) Loans in connection with cyclone ..	60,51,073	20,00,000
(5) Loans to people of flood affected areas for house building purposes	69,45,917	30,000
(6) Loans to fishermen, artisans, etc., for replacement of boats, etc.	..	10,00,000
(7) Loans for vegetable and potato seed production	39,19,038	22,08,256
(8) Loans for intensive production of groundnuts	17,40,836	..
(9) Short-term loan for seeds, fertilisers and pesticides, etc.	5,88,102	..
(10) Loans for purchase of inputs and cash loans	2,69,56,211	80,000
(11) Loans for seeds ..	—9,58,869	2,290
(12) Other loans ..	22,08,654(<i>j</i>)	..
Total—(<i>h</i>)—Advances to Cultivators ..	9,65,45,548(<i>k</i>)	1,61,76,591

(*i*) Includes *minus* Rs. 2,11,989 transferred *pro forma* from the head "Loans to Co-operative Institutions and Banks—Loans to other Co-operative Societies".

(*j*) Includes Rs. 29,49,200 relating to "Loans under other items" shown as a separate item during 1971-72.

(*k*) Includes *minus* Rs. 2,11,989 transferred *pro forma* from the head "Loans to Co-operative Institutions and Banks".

LOANS AND ADVANCES MADE BY GOVERNMENT—*contd.*

Total	Amount repaid during 1972-73	Balance on 31st March 1973	Interest received and credited to Revenue
4	5	6	7
Rs.	Rs.	Rs.	Rs.
13,31,551	11,68,277	1,63,274	1,90,006
12,24,480	24,061	12,00,419	1,848
21,05,420	48,850	20,56,570	..
47,73,517	43,099	47,30,418	..
9,31,390	..	9,31,390	..
17,37,847	..	17,37,847	..
1,02,532	..	1,02,532	..
-1,81,09,892	46,81,484	-2,27,91,376(l)	6,02,345
4,93,74,934	11,78,736	4,81,96,198	..
1,64,78,852	1,86,871	1,62,91,981	..
80,51,073	1,01,928	79,49,145	..
69,75,917	1,24,768	68,51,149	..
10,00,000	..	10,00,000	..
61,27,294	7,53,628	53,73,666	34,833
17,40,836	16,703	17,24,133	..
5,88,102	..	5,88,102	..
2,70,36,211	..	2,70,36,211	..
-9,56,579	16,89,333	-26,45,912(l)	2,649
22,08,654	41,056	21,67,598	13,958
11,27,22,139	1,00,58,794	10,26,63,345	8,45,639

(l) The *minus* balance is due to misclassification by Treasury Officers/Departmental Officers and is under reconciliation.


STATEMENT NO. 18—DETAILED STATEMENT OF

Detailed head of account	Balance on 1st April 1972	Amount advanced during 1972-73
1	2	3
	Rs.	Rs.
(i) Loans to Statutory Corporations, Boards and Government Companies—		
(1) Loans under State-Aid to Industries Act ..	52,06,762	5,84,419
(2) Loans to Orissa State Electricity Board ..	76,37,90,296	2,01,78,000
(3) Loans to Orissa Industrial Development Corporation	9,04,61,600	..
(4) Loans to Orissa Fisheries Development Corporation	25,90,818	..
(5) Loans to Orissa Mining Corporation ..	1,25,50,000	..
(6) Loans to Orissa State Commercial Transport Corporation	2,09,99,152	..
(7) Loans to Orissa Agro and Small Industries Corporation	24,50,000	..
(8) Loans to Orissa Small Industries Corporation	..	7,87,500
(9) Loans to Orissa State Housing Board out of Life Insurance Corporation Funds for Low Income Group Housing Scheme	30,00,000	..
(10) Loans to Orissa State Housing Board for Low Income Group Housing Scheme	32,00,000	7,00,000
(11) Loans to Orissa State Housing Board for Middle Income Group Housing Scheme	27,50,000	10,00,000
(12) Loans to Orissa State Housing Board for acquisition and development of land.	..	5,00,000
(13) Loans to Orissa Construction Corporation (m)	(-), 3,772	10,00,000
(14) Other Loans ..	2,61,054(n)	..
Total—(i)—Loans to Statutory Corporations, etc.	90,72,55,910	2,47,49,919

(m) This head was included under "Other Loans" during 1971-72.

(n) Excludes *minus* Rs. 3,772 relating to "Loans to Orissa Construction Corporation" shown as a separate item.

APPENDICES



APPENDIX I

Investment of Government at the end of 1970-71, 1971-72 and 1972-73 and the dividend / interest earned therefrom

(Referred to in the explanatory note 1 under statement no. 2 (i) at page 14)

(Amount in lakhs of rupees)

	1970-71			1971-72			1972-73			
	No. of conc-erns	Amount	Dividend/ interest received	No. of conc-erns	Amount	Dividend/ interest received	No. of conc-erns	Amount	Dividend/ interest received	
1	2	3	4	5	6	7	8	9	10	
Statutory Cor- porations	2	75.17	..	2	75.97	2.40	2	77.05	2.40	
Fully state owned Companies	6	29,84.95	..	6	30,95.63	..	6	32,42.15	..	
Other Govern- ment Com- panies	47	1,69.56	5.28	45	1,80.34	2.34	47	2,03.53	2.34	
Joint Stock Com- panies	21	90.05	3.74	25	1,01.04	3.74	26	1,20.18	4.69	
Co-operative Institutions	2,893	7,91.58	1.22	3,287	10,87.07	2.93	4,140	13,67.43	0.63	
Total	..	2,969	41,11.31	10,24	3,365	45,40.05	11.41	4,221	50,10.34	10.06

APPENDIX II

Cases where details/information is awaited from the department/Treasury officers in connection with reconciliation of balances.

(Referred to in explanatory note 2 under Statement No. 8 at page 43)

Sl. no.	Head of Account	Department/Treasury Officers responsible for reconciliation	Earliest year to which the differences relate	Amount of difference
1	2	3	4	5
				Rs.
1	Q—Loans and Advances by the State/Union Territory Government			
	<i>Loans to local funds, private parties, etc.,—</i>			
1	Loans to Municipal Corporations and Municipalities—	All Treasury Officers	1964-65	28,74,161
2	Loans to District and other local fund committees—			
	(a) Loans to Grama Panchayats.	All Treasury Officers	1969-70	74,624
	(b) Loans to Market Committees.	All Treasury Officers	1965-66	1,99,519
3	Loans to Statutory Corporations, Boards and Government Companies—Loans under State—Aid to Industries Act	All Treasury Officers	1965-66	4,09,772
4	Miscellaneous Loans and Advances	Departmental Officers	1966-67	11,028
	<i>Loans to Government Servants etc.,</i>			
5	House Building Advances	Departmental Officers and Treasury Officers	1964-65	2,21,228
6	Advances for purchase of other conveyances	Departmental Officers	1967-68	31,258
	<i>T—Deposits and Advances—</i>			
	Part—II—Deposits not bearing Interest—Other Deposit Accounts—			
	<i>Departmental and Judicial Deposits—Civil Deposits—</i>			
7	Revenue Deposits	All Treasury Officers	1964-65	1,58,55,073
8	Deposits for work done for public bodies, etc.	Treasury Officers, Cuttack, Sambalpur and Sundargarh.	1964-65	6,22,031
9	Personal Deposits	All Treasury Officers	1964-65	74,13,827

APPENDIX II—contd.

Sl. no.	Head of Account	Department/Treasury Officers responsible for reconciliation	Earliest year to which the differences relate	Amount of difference
1	2	3	4	5
				Rs.
10	Election Deposits	.. All Treasury Officers	1964-65	52,390
11	Public Works Deposits	.. All Public Works Divisions and Treasury Officers	1964-65	19,98,066
12	Chowkidar Reward Fund	.. All Treasury Officers	1964-65	12,980
13	Workmen's Fund Compensation	Treasury Officers, Cuttack, Dhenkanal, Sambalpur and Balasore	1964-65	68,089
14	Indian Red Cross Fund	.. Treasury Officers, Dhenkanal/Puri	1964-65	48,935
15	Educational Deposits	.. All Treasury Officers	1964-65	4,36,989
16	Civil Courts' Deposits	.. Law Department	1964-65	59,35,188
17	Criminal Courts' Deposits	.. Law Department	1964-65	10,52,937
18	High Court Deposits	.. Law Department	1968-69	1,52,931
U—Remittances—				
1—Remittances—				
<i>Public Works Remittances—</i>				
19	I—Remittances	.. Treasury Officers and Public Works Divisions	1964-65	2,43,71,520
20	II—Cheques	.. Treasury Officers and Public Works Divisions	1964-65	5,35,36,068
21	II—A—Cheques on other States	Treasury Officers and Public Works Divisions	1964-65	1,30,61,667
22	III—B—Items adjustable by Public Works Officers	Treasury Officers and Public Works Divisions	1964-65	34,41,036
<i>Hirakud Remittances—</i>				
23	I—Remittances	.. Financial Adviser and Chief Accounts Officer and Treasury Officer, Sambalpur and Sundargarh	1964-65	3,05,200

APPENDIX II—concl'd.

Sl. no.	Head of Account	Department/Treasury Officers responsible for reconciliation	Earliest year to which the differences relate	Amount of difference
1	2	3	4	5
				Rs.
24	II—Cheques	.. Financial Adviser and Chief Accounts Officer and Treasury Officer, Sambalpur and Sundargarh	1964-65	1,06,797
25	III—B—Items adjustable by Public Works Officers	Financial Adviser and Chief Accounts Officer and Treasury Officer, Sambalpur and Sundargarh	1964-65	17,31,354
<i>Salandi Remittances—</i>				
26	I—Remittances	.. Financial Adviser and Chief Accounts Officer and Treasury Officer, Balasore.	1964-65	23,28,540
27	II—Cheques	.. Financial Adviser and Chief Accounts Officer and Treasury Officer, Balasore	1964-65	93,76,620
28	III—B—Items adjustable by Public Works Officers.	Financial Adviser and Chief Accounts Officer and Treasury Officer, Balasore	1964-65	64,172
<i>Balimela Remittances—</i>				
29	I—Remittances	.. Financial Adviser and Chief Accounts Officer, Balimela Dam Project	1964-65	24,08,133
30	II—Cheques	.. Financial Adviser and Chief Accounts Officer, Balimela Dam Project	1964-65	71,29,264
31	II—A—Cheques on other States	Financial Adviser and Chief Accounts Officer, Balimela Dam Project	1964-65	2,47,378
32	III—B—Items adjustable by Public Works Officers	Financial Adviser and Chief Accounts Officer, Balimela Dam Project	1964-65	6,244