



**GOVERNMENT
OF
ARUNACHAL PRADESH**

**FINANCE ACCOUNTS
2006-2007**




TABLE OF CONTENTS

Page(s)

Certificate of the Comptroller and Auditor General of India

iii

Introductory

1-4

PART I- SUMMARISED STATEMENTS

No.1-	Summary of transactions	6-31
No.2-	Capital Outlay outside the Revenue Account (i) Progressive Capital outlay to end of 2006-2007.	32-34
No.3-	Financial Results of Irrigation Works.	35
No.4-	Debt Position - (i) Statement of Borrowings (ii) Other Obligations (iii) Service of Debt	36-38 36-37 37 38
No.5-	Loans and Advances by State Government- (i) Statement of Loans and advances (ii) Recoveries in Arrears	39
No.6-	Guarantees given by the Government of Arunachal Pradesh in respect of Loans, etc., raised by Statutory Corporations, Government Companies, Local Bodies and Other Institutions.	40-41
No.7-	Cash Balances and Investments of Cash Balances.	42-45
No.8-	Summary of Balances under Consolidated Fund, Contingency Fund and Public Account.	46-47

PART II - DETAILED ACCOUNTS AND OTHER STATEMENTS

Section - A. Revenue and Expenditure


No.9-	Statement of Revenue and Expenditure for the year 2006-2007 expressed as a percentage of total Revenue/total Expenditure	50-52
No.10-	Statement showing the distribution between Charged and Voted Expenditure	53
No.11-	Detailed Account of Revenue Receipts by Minor Heads	54-80

	page (s)
No.12- Detailed Account of Expenditure by Minor Heads.	81-121
No.13- Detailed Statement of Capital Expenditure during and to end of the year 2006-2007.	122-170
No.14- Details of Investments of Government in Statutory Corporations, Government Companies, Other Joint-Stock Companies, Co-operative Banks and Societies etc. to the end of 2006-2007.	171-177
No.15- Statement showing Capital and Other Expenditure (other than on Revenue Account) to the end of 2006-2007 and the principal sources from which Funds were provided for that Expenditure.	178-180
Section -B. Debt, Contingency Fund and Public Account.	
No.16- Detailed Statement of Receipts, Disbursements and Balances under heads of Account relating to Debt, Contingency Fund and Public Accounts.	182-188
No.17- Detailed Statement of Debt and Other Interest Bearing Obligations of Government.	189-192
Annexure to Statement No- 17	193-202
No.18- Detailed Statement of Loans and Advances by Government.	203-206
No.19- Statement showing the details of Earmarked Balances.	207-208
Annexure to Statement No - 19.	209-211
Appendix-I Particulars of Investment at the end of three years ending March 2007.	212-213
Appendix-II Statement of Commitments-list of Incomplete Capital Works .	214-249
Appendix-III Details of Grants-in-aid given by the State Government to the Local Bodies.	250
Appendix-IV Expenditure on salaries, organized by major heads, during the year 2006-2007.	251-257
Appendix-V Expenditure on subsidies disbursed during the year 2006-2007.	258-259

CERTIFICATE OF THE COMPTROLLER AND AUDITOR GENERAL OF INDIA

This compilation containing the Finance Accounts of the Government of Arunachal Pradesh for the year 2006-2007 presents the accounts of the receipts and outgoings of the Government for the year, together with the financial results disclosed by the revenue and capital accounts, the accounts of the public debt and the liabilities and assets as worked out from the balances recorded in the accounts. The Appropriation Accounts of the Government for the year for Grants and Charged Appropriations, presented separately, supplement this compilation.

These accounts have been prepared and examined under my direction in accordance with the requirements of the Comptroller and Auditor General's (Duties, Powers and Conditions of Service) Act, 1971. According to the best of my information, as a result of audit of these accounts, the accounts now presented read with the observations in this compilation, are correct statements of receipts and outgoings of the Government of Arunachal Pradesh for the year 2006-2007. Points of interest arising out of the study of these accounts as well as test audit conducted during the year or earlier years are contained in my Report(s) being presented separately for the year 2006-2007, Government of Arunachal Pradesh.



(Vijayendra N. Kaul)
Comptroller and Auditor General of India

New Delhi,

The:]



INTRODUCTORY

1. The accounts of Government are kept in the following three parts:-

Part I - Consolidated Fund

Part II - Contingency Fund

Part III - Public Account

In Part I, namely Consolidated Fund, there are two main divisions, viz:-

(1) Revenue - consisting of sections for 'Receipt Heads (Revenue Account)', 'Expenditure Heads (Revenue Account)';

(2) Capital, Public Debt, Loans, etc.- consisting of sections for 'Receipt Heads (Capital Account)' 'Expenditure Heads (Capital Account)' and 'Public Debt, Loans and Advances, etc'.

The Revenue division deals with the proceeds of taxation and other receipts classed as revenue and the expenditure met therefrom, the net result of which represents the revenue surplus or deficit for the year.

In Capital division, the section 'Receipt Heads (Capital Account)' deals with receipts of Capital nature which cannot be applied as a set off to capital expenditure.

The section 'Expenditure Heads (Capital Account)' deals with expenditure met usually from borrowed funds with the object of increasing concrete assets of a material and permanent character. It also includes receipts of a capital nature intended to be applied as a set off against expenditure.

The section 'Public Debt, Loans and Advances, etc.' comprises loans raised and their repayments by Government such as 'Internal Debt' and 'Loans and Advances' made (and their recoveries) by Government. This section also includes certain special types of heads for transaction relating to Appropriation to the 'Contingency Fund' and 'Inter-State Settlement'.

In part II, namely Contingency Fund, of the accounts, the transactions connected with the Contingency Fund established under Article 267 of the Constitution of India are recorded.

In part III, namely Public Account, of the accounts, the transactions relating to 'Debt' (other than those included in Part I), 'Deposits', 'Advances', 'Remittances' and 'Suspense' are recorded. The transactions under 'Debt', 'Deposits', and 'Advances', in this part are those in respect of which Government incurs a liability to repay the moneys received or has a claim to recover the amounts paid, together with the repayments of the former ('Debt' and 'Deposits') and the recoveries of the latter ('Advances'). The transactions relating to

'Remittances' and 'Suspense' in this part embrace all merely adjusting heads under which appear such transactions as remittances of cash between treasuries and currency chests transfers between different accounting circles, etc. The initial debits or credits to these heads will be cleared eventually by corresponding receipts or payments either within the same circle of account or in another account circle.

2. Sectors and Heads of Accounts.

Within each of the sections in Part I mentioned above, the transactions are grouped into sectors, such as 'Tax-Revenue', 'Non-Tax Revenue' and 'Grants-in-aid and Contributions' for the receipt heads (revenue account), and 'General Services', 'Social Services' 'Economic Services' and 'Grants-in-aid and Contributions' for expenditure heads. Specific functions or services (Such as, education, Sports, Art and Culture, Health and Family welfare, Water Supply, Sanitation, Housing and Urban Development, etc. in respect of Social Services) are grouped in the sectors for expenditure heads. In part III (Public Account) also the transactions are grouped into sectors, such as 'Small Savings, Provident Funds, 'Reserve Fund', etc. The sectors are sub-divided into major heads of account. In some cases, the sectors are, in addition, sub-divided into sub-sectors before their divisions into major heads of account.

The major heads are divided into minor heads, with a number of subordinate heads, generally known as sub-heads. The sub-heads are further divided into detailed heads. Under each of these heads, the expenditure is shown distributed between charged and voted. Sometimes major heads are also divided into sub-major heads before their further division into minor heads. Apart from the Sectoral and sub-sectoral classification the Major Heads, Sub-Major Heads, Minor Heads, Sub-Heads, Detailed Heads and Object Heads together constitute six-tier arrangement of the classification structure of the Government Accounts. The major, minor and sub-heads prescribed for the classification of expenditure in the general accounts are not necessarily identical with the Grants, sub-heads and other units of allotments which are adopted by the Governments for Demands for Grants presented to the Parliament or Legislatures but in general a certain degree of correlation is maintained between the Demand for Grants and the Finance Accounts.

The major heads of accounts, falling within the sectors for expenditure heads, generally correspond to functions of Government, while the minor heads, subordinate to them, identify the programmes undertaken to achieve the objective of the function represented by the major head. The sub-head represents the scheme, the detailed head, the sub-scheme and object head of the object level of classification.

3 Coding Pattern

Major Heads

From 1st April 1987 a four digit code has been allotted to the major heads, the first digit indicating whether the major head is a Receipt head or Revenue Expenditure head or Capital Expenditure head or a Loan head.

The first digit of Code for Revenue Receipt heads is either '0' or '1'. Adding 2 to the first digit of the code of the Revenue Receipt head will give the number allotted to corresponding Revenue Expenditure head; adding another 2, the Capital Expenditure head; and another 2, the Loan head of Account. For example, for Crop Husbandry code 0401 represents the Receipts head, 2401, the revenue expenditure head, 4401, Capital Outlay head and 6401, Loan head.

Such a pattern is, however, not relevant for those departments which are not operating Capital/Loan heads of accounts e.g. Department of Supply. In a few cases, where receipt and expenditure are not heavy, certain functions have been combined under a single major head, the functions themselves forming sub-major heads under that Major head.

Sub-Major Heads

A two digit code has been allotted, the code starting from 01 under each Major Head. Where no sub-major head exists it is allotted a Code '00'. The nomenclature 'General' has been allotted Code '80' so that even after further sub-major heads are introduced the Code for 'General' will continue to remain the last one.

Minor Heads

These have been allotted a three digit code, the codes starting from '001' under each sub-major head/major head (where there is no sub-major head). Codes from '001' to '100' and few codes '750' to '900' have been reserved for certain standard minor heads. The coding pattern for minor heads has been designed in such a way that in respect of certain minor heads having a common nomenclature under many major/sub-major heads, the same three digit code is adopted as far as possible.

Under this scheme of codification, the receipt major heads (revenue account) are assigned the block numbers from 0020 to 1606, expenditure major heads (revenue account) from 2011 to 3606, expenditure major heads (capital account) from 4046 to 5475, 'major heads' under 'Public Debt' from 6001 to 6004 and those under 'Loans and Advances, Inter-State Settlement and 'Transfer to Contingency Fund' from 6075 to 7999. The code number 4000 has been assigned for Capital receipt major head. The only major head 'Contingency Fund' in part II 'Contingency Fund' has been assigned the code number 8000. The major heads in the Public Account are assigned the code numbers from 8001 to 8999.

4. The transactions included in these accounts represent mainly the actual cash receipts and disbursements during the financial year April to March as distinguished from the amounts due to or from Government during the same period. The cash basis system is, however, not entirely suitable for recording the transactions and presenting the true state of affairs of Government commercial undertakings run on commercial principles. The detailed accounts of this class of undertakings are, therefore, maintained outside the regular accounts in proper commercial form and are subject to test check by the Indian Audit and Accounts Department.

5. The figures of actuals shown in these accounts are net, after taking into account the recoveries, although the Demands for Grants presented to the Legislature and the Appropriation Accounts are for gross expenditure and exclude credits and recoveries, which are otherwise taken as reduction of expenditure.

PART-I

SUMMARISED STATEMENTS

STATEMENT

SUMMARY OF

Receipt	Actuals (In lakhs of rupees)	
	2005-2006	2006-2007
PART - I		
I - Revenue		
RECEIPT HEADS (Revenue Account)		
A. Tax Revenue		
(a) Taxes on Income and Expenditure		
0020 Corporation Tax	75,14.00	1,08,34.00
0021 Taxes on Income other than Corporation Tax	52,97.00	65,79.00
0028 Other Taxes on Income and Expenditure	(-) 1.99(*)	(-) 1.98(*)
Total- (a) Taxes on Income and Expenditure	1,28,09.01	1,74,11.02
(b) Taxes on Property, Capital and Other Transactions		
0029 Land Revenue	1,11.07	2,09.73
0030 Stamps and Registration Fees	40.61	55.00
0032 Taxes on Wealth	15.00	14.00
Total- (b) Taxes on Property, Capital and Other Transactions	1,66.68	2,78.73
(c) Taxes on Commodities and Services		
0037 Customs	53,05.00	67,70.00
0038 Union Excise Duties	70,80.00	71,89.00
0039 State Excise	9,51.64	10,97.69
0040 Taxes on Sales, Trades etc.	47,68.67	61,63.82
0041 Taxes on Vehicles	2,98.93	2,93.08
0043 Taxes and Duties on Electricity	0.01	0.01
0044 Service Tax	20,08.00	33,32.00
0045 Other Taxes and Duties on commodities and Services	36.11	2.52
Total- (c) Taxes on Commodities and Services	2,04,48.36	2,48,48.12
Total- A. Tax Revenue	3,34,24.05	4,25,37.87
B. Non-Tax Revenue		
(b) Interest Receipts, Dividends and Profits		
0049 Interest Receipts	6,98.37	13,53.64
Total- (b) Interest Receipts, Dividends and Profits	6,98.37	13,53.64
(c) Other Non-Tax Revenue		
(i) General Services		
0051 Public Service commission	1.13	9.77

(*) Minus figure is due to recovery of excess release of State's share of net proceeds on the recommendation of the Twelfth Finance Commission.

NO. 1

TRANSACTIONS

Disbursements	Actuals (In lakhs of rupees)	
	2005-2006	2006-2007
Consolidated Fund		
EXPENDITURE HEADS (Revenue Account)		
A. GENERAL SERVICES		
(a) Organs of State		
2011 Parliament/State/Union Territory Legislatures.	6,76.98	7,06.63
2012 President, Vice-President/Governor, Administrator of Union Territories	1,47.32	1,43.33
2013 Council of Ministers	3,75.54	4,16.20
2014 Administration of Justice	1,12.50	1,23.58
2015 Election	8,88.02	4,82.44
Total- (a) Organs of State	22,00.36	18,72.18
(b) Fiscal Services		
(ii) Collection of Taxes on Property and Capital Transactions		
2029 Land Revenue	1,20.03	1,58.01
2030 Stamps and Registration	15.53	36.03
Total- (ii) Collection of Taxes on Property and Capital Transactions	1,35.56	1,94.04
(iii) Collection of Taxes on Commodities and Services		
2039 State Excise	2,09.46	2,69.38
2045 Other Taxes and Duties on Commodities and Services	3.60	11.12
Total- (iii) Collection of Taxes on Commodities and Services	2,13.06	2,80.50
(iv) Other Fiscal Services		
2047 Other Fiscal Services	27.95	31.89
Total- (iv) Other Fiscal Services	27.95	31.89
Total- (b) Fiscal Services	3,76.57	5,06.43
(c) Interest payment and servicing of Debt		
2048 Appropriation for Reduction or avoidance of debt	11,07.20	12,76.00
2049 Interest Payments	1,56,45.45	1,87,76.41
Total- (c) Interest payment and servicing of Debt	1,67,52.65	2,00,52.41
(d) Administrative Services		
2051 Public Service Commission	1,18.47	1,45.01

Receipts	Actuals (In lakhs of rupees)	
	2005-2006	2006-2007
PART - I		
I - Revenue		
RECEIPT HEADS (Revenue Account) –Contd.		
B. Non-Tax Revenue-Contd.		
(c) Other Non-Tax Revenue-Contd.		
(i) General Services-Concltd.		
0055 Police	1,50.72	2,03.55
0056 Jails	...	0.02
0058 Stationery and Printing	1.44	0.84
0059 Public Works	3,23.31	2,22.90
0070 Other Administrative Services	30,14.50	3,41.60
0071 Contributions and Recoveries towards Pension and Other Retirement Benefits	28.91	33.44
0075 Miscellaneous General Services	5,56.50	66,75.28
Total- (i) General Services	40,76.51	74,87.40
(ii) Social Services		
0202 Education, Sports, Art and Culture	75.15	3,94.56
0210 Medical and Public Health	16.96	19.84
0211 Family Welfare	0.01	0.06
0215 Water Supply and Sanitation	1,25.93	2,08.88
0216 Housing	6.31	4.26
0217 Urban Development	2,05.00	2,35.89
0220 Information and Publicity	0.47	0.07
0230 Labour and Employment	1.44	0.40
0235 Social Security and Welfare	4.07	11.46
Total- (ii) Social Services	4,35.34	8,75.42
(iii) Economic Services		
0401 Crop Husbandry	1,39.67	1,47.98
0403 Animal Husbandry	37.61	32.05
0404 Dairy Development	2.59	2.80
0405 Fisheries	9.95	6.39
0406 Forestry and Wild Life	13,71.21	9,03.16
0408 Food Storage and Warehousing	36.58	30.92
0425 Co-operation	10.56	11.82

NO. 1-Contd.

Disbursements	Actuals (In lakhs of rupees)	
	2005-2006	2006-2007
Consolidated Fund		
- Contd.		
EXPENDITURE HEADS (Revenue Account) -Contd.		
A. GENERAL SERVICES-Concl.		
(d) Administrative Services-Concl.		
2052 Secretariat General Services	24,98.29	28,81.30
2053 District Administration	40,89.59	49,22.20
2054 Treasury and Accounts Administration	4,48.58	5,27.45
2055 Police	1,03,11.90	1,09,54.80
2056 Jails		1,10.50
2058 Stationery and Printing	1,68.59	1,73.59
2059 Public Works	44,98.23	54,04.20
2070 Other Administrative Services	2,92.21	4,77.20
Total- (d) Administrative Services	2,24,25.86	2,55,96.25
(e) Pensions and Miscellaneous General Services		
2071 Pensions and Other Retirement Benefits	70,75.23	78,82.32
2075 Miscellaneous General Services	42.50	50.60
Total- (e) Pensions and Miscellaneous General Services	71,17.73	79,32.92
Total- A. GENERAL SERVICES	4,88,73.17	5,59,60.19
B. SOCIAL SERVICES		
(a) Education, Sports, Art and Culture		
2202 General Education	2,00,81.99	2,31,93.84
2203 Technical Education	0.12	
2204 Sports and Youth Services	4,33.51	9,26.44
2205 Art and Culture	10,91.72	7,09.12
Total- (a) Education, Sports, Art and Culture	2,16,07.34	2,48,29.40
(b) Health and Family Welfare		
2210 Medical and Public Health	66,87.43	87,43.49
2211 Family Welfare	3,95.97	5,19.57
Total- (b) Health and Family Welfare	70,83.40	92,63.06
(c) Water Supply, Sanitation, Housing and Urban Development		
2215 Water Supply and Sanitation	1,42,90.42	1,50,46.72
2216 Housing	9,80.78	12,03.63
2217 Urban Development	54.15	3,48.20
Total (c) Water Supply, Sanitation, Housing and Urban Development	1,53,25.35	1,65,98.55

STATEMENT

Receipts	Actuals (In lakhs of rupees)	
	2005-2006	2006-2007
RECEIPT HEADS (Revenue Account) –Concl.		PART - I
B. Non-Tax Revenue-Concl.		I - Revenue
(c) Other Non-Tax Revenue-Concl.		
(iii) Economic Services-Concl.		
0435 Other Agricultural Programmes	4.18	9.91
0506 Land Reforms	0.63	1.27
0515 Other Rural Development Programmes	0.54	1.27
0575 Other Special Areas Programmes	...	3.66
0702 Minor Irrigation	3.01	1.50
0801 Power	88,77.24	1,19,04.68
0851 Village and Small Industries	42.55	84.86
0853 Non-ferrous Mining and Metallurgical industries	24,94.06	47,67.55
0875 Other Industries	6.63	...
1053 Civil Aviation	1.06	...
1055 Road Transport	8,56.97	10,15.53
1275 Other Communication Services	7,26.10	9,16.15
1425 Other Scientific Research	...	97.34
1452 Tourism	23.18	18.47
1456 Civil Supplies	14.20	24.63
1475 Other General Economic Services	3,67.40	19.17
Total- (iii) Economic Services	1,50,25.92	2,00,01.11
Total- (c) Other Non-Tax Revenue	1,95,37.77	2,83,63.93
Total- B. Non-Tax Revenue	2,02,36.14	2,97,17.57
C. Grants-in-aid and Contributions		
1601 Grants-in-aid from Central Government	13,12,80.75	18,69,62.22
Total- C. Grants-in-aid and Contributions	13,12,80.75	18,69,62.22
Total - Receipt Heads (Revenue Account):	18,49,40.94	25,92,17.66
Revenue surplus	1,81,75.81	6,94,94.27

NO. 1-Contd.

Disbursements	Actuals (In lakhs of rupees)	
	2005-2006	2006-2007
Consolidated Fund		
- Contd.		
EXPENDITURE HEADS (Revenue Account) -Contd.		
B. SOCIAL SERVICES-Concl.		
(d) Information and Broadcasting		
2220 Information and Publicity	3,97.07	4,40.78
Total- (d) Information and Broadcasting	3,97.07	4,40.78
(f) Labour and Labour Welfare		
2230 Labour and Employment	2,49.10	3,03.08
Total- (f) Labour and Labour Welfare	2,49.10	3,03.08
(g) Social Welfare and Nutrition		
2235 Social Security and Welfare	24,43.24	36,73.95
2236 Nutrition	1,22.60	6,93.58
2245 Relief on Account of Natural Calamities	96,68.07	72,78.36
Total- (g) Social Welfare and Nutrition	1,22,33.91	1,16,45.89
(h) Others		
2250 Other Social Services	12.05	...
2251 Secretariat Social Services	1,96.68	2,78.39
Total- (h) Others	2,08.73	2,78.39
Total- B. SOCIAL SERVICES	5,71,04.90	6,33,59.15
C. ECONOMIC SERVICES		
(a) Agriculture and Allied Activities		
2401 Crop Husbandry	59,58.40	66,86.87
2402 Soil and Water Conservation	19,83.97	17,80.18
2403 Animal Husbandry	21,75.69	24,41.96
2404 Dairy Development	50.19	55.79
2405 Fisheries	4,88.61	4,58.89
2406 Forestry and Wild Life	59,57.31	69,88.96
2408 Food, Storage and Warehousing	24,47.00	35,07.14
2415 Agricultural Research and Education	1,05.95	1,27.10
2425 Co-operation	4,13.64	4,75.05

Receipts	<u>Actuals</u> (In lakhs of rupees)
RECEIPT HEADS (Revenue Account)	PART- I I - Revenue

NO. 1-Contd.

Disbursements	Actuals (In lakhs of rupees)	
	2005-2006	2006-2007
Consolidated Fund		
- Contd.		
EXPENDITURE HEADS (Revenue Account) -Contd.		
C. ECONOMIC SERVICES-Contd.		
(a) Agriculture and Allied Activities-Contd.		
2435 Other Agricultural Programmes	8,63.24	82.14
Total- (a) Agriculture and Allied Activities	2,04,44.00	2,26,04.08
(b) Rural Development		
2501 Special Programmes for Rural Development	7,94.49	10,29.89
2505 Rural Employment	8,07.47	6,45.12
2506 Land Reforms	95.81	1,41.61
2515 Other Rural Development Programmes	37,49.38	14,76.84
Total- (b) Rural Development	54,47.15	32,93.46
(c) Special Areas Programmes		
2551 Hill Areas	2.48	2.93
2552 North Eastern Areas	4,41.90	4,83.27
2575 Other Special Area Programmes	21,53.32	39,59.00
Total- (c) Special Areas Programmes	25,97.70	44,45.20
(d) Irrigation and Flood Control		
2701 Medium Irrigation	39.95	56.10
2702 Minor Irrigation	42,85.67	56,31.08
2705 Command Area Development	1,99.98	4,51.53
2711 Flood Control and Drainage	...	15,34.65
Total- (d) Irrigation and Flood Control	45,25.60	76,73.36
(e) Energy		
2801 Power	97,00.56	1,18,38.77
2810 Non-Conventional Sources of Energy	6,23.00	1,86.00
Total- (e) Energy	1,03,23.56	1,20,24.77
(f) Industry and Minerals		
2851 Village and Small Industries	14,66.54	16,40.61
2852 Industries	...	2.50
2853 Non-ferrous Mining and Metallurgical Industries	96.20	1,40.15
2875 Other Industries	0.50	9.84
Total f) Industry and Minerals	15,63.24	17,93.10

Receipts

Actuals
(In lakhs of rupees)

RECEIPT HEADS (Revenue Account)

PART - I
I - Revenue

NO. 1-Contd.

Disbursements	Actuals (In lakhs of rupees)	
	2005-2006	2006-2007
Consolidated Fund		
- Concl.		
EXPENDITURE HEADS (Revenue Account)-Concl.		
C. ECONOMIC SERVICES-Concl.		
(g) Transport		
3053 Civil Aviation	1,08.56	1,13.69
3054 Roads and Bridges	40,42.08	42,50.17
3055 Road Transport	28,79.32	38,31.57
Total- (g) Transport	70,29.96	81,95.43
(h) Communications		
3275 Other Communication Services	22,80.61	22,10.04
Total- (h) Communications	22,80.61	22,10.04
(i) Science, Technology and Environment		
3425 Other Scientific Research	10,25.10	1,34.86
3435 Ecology and Environment	9.63	14.78
Total- (i) Science, Technology and Environment	10,34.73	1,49.64
(j) General Economic Services		
3451 Secretariat-Economic Services	39,92.84	64,07.46
3452 Tourism	3,49.37	3,65.67
3454 Census, Surveys and Statistics	4,74.86	4,54.55
3456 Civil Supplies	5,60.25	5,89.39
3475 Other General Economic Services	1,63.19	1,97.90
Total- (j) General Economic Services	55,40.51	80,14.97
Total- C. ECONOMIC SERVICES	6,07.87.06	7,04.04.05
Total - Expenditure Heads (Revenue Account) :	16,67.65.13	18,97.23.39

STATEMENT

Receipts	Actuals (In lakhs of rupees)	
	2005-2006	2006-2007
		PART - I 2. Capital, Public
E. Public Debt (B)		
6003 Internal Debt of the State Government	5,89,16.79	2,99,74.30
6004 Loans and Advances from the Central Government	2,03,23.97	16,66.97
Total- E. Public Debt	7,92,40.76	3,16,41.27
F. Loans and Advances (C)		
Recoveries of Loans and Advances	2,81.72	2,33.51
Total- F. Loans and Advances	2,81.72	2,33.51
Total : Consolidated Fund	26,44,63.42	29,10,92.44
		PART - II
8000 Contingency Fund
Total Contingency Fund :
		PART - III
I. Small Savings, Provident Funds, Etc. (D)		
(b) State Provident Funds	1,23,88.81	1,27,12.53
(c) Other Accounts	5,56.46	5,64.27
Total I. Small Savings, Provident Funds, Etc.	1,29,45.27	1,32,76.80
J. Reserve Funds		
(b) Reserve Funds not bearing Interest	16,91.84	10,00.00
Total J. Reserve Funds	16,91.84	10,00.00
K. Deposits And Advances		
(b) Deposits not bearing Interest	1,02,10.91	1,65,58.83
(c) Advances	44,97.10	64,73.33
Total K. Deposits And Advances	1,47,08.01	2,30,32.16
L. Suspense And Miscellaneous		
(b) Suspense	51,06.31	(-)2,36,81.38(*)
(c) Other Accounts	47,49,38.93	68,98,36.27
Total L. Suspense And Miscellaneous	48,00,45.24	66,61,54.89
M. Remittances (E)		
(a) Money Orders, and other Remittances	10,80,61.97	13,47,91.77

(E) A more detailed account is given in statement No.16.

(*) Please see footnote (*) at page 185 of Statement No.16.

NO. 1 - Contd.

Disbursements	Actuals	
	(In lakhs of rupees)	
	2005-2006	2006-2007
Consolidated Fund –Concltd.		
Debt, Loans, etc.		
Expenditure Heads (Capital Account) (A)	4,37,61.08	5,85,60.07
E. Public Debt (B)		
6003 Internal Debt of the State Government	1,14,21.73	2,53,79.74
6004 Loans and Advances from the Central Government	2,14,66.73	44,68.63
Total- E. Public Debt	3,28,88.46	2,98,48.37
F. Loans and Advances (C)		
Loans and Advance	3,68.41	4,77.49
Total- F. Loans And Advances	3,68.41	4,77.49
Total Consolidated Fund	24,37,83.08	27,86,09.32
Contingency Fund		
8000 Contingency Fund
Total Contingency fund:
Public Account		
I. Small Savings, Provident Funds, Etc. (D)		
(b) State Provident Funds	59,51.43	67,41.92
(c) Other Accounts	1,74.82	2,40.47
Total- I. Small Savings, Provident Funds, Etc.	61,26.25	69,82.39
J. Reserve Funds		
(b) Reserve Funds not bearing Interest	8,06.20	10,00.00
Total- J. Reserve Funds	8,06.20	10,00.00
K. Deposits and Advances		
(b) Deposits not bearing Interest	83,02.17	2,12,38.76
(c) Advances	44,16.13	68,03.14
Total- K. Deposits and Advances	1,27,18.30	2,80,41.90
L. Suspense and Miscellaneous		
(b) Suspense	1,40,62.58	(-),1,46,76.00(*)
(c) Other Accounts	47,49,79.72	69,37,33.15
Total- L. Suspense and Miscellaneous	48,90,42.30	67,90,57.15

(A) A more detailed account is given in Statement No. 13.

(B) A more detailed account is given in Statement No. 17 and its annexure.

(C) A more detailed account is given in Statement No. 18.

(D) A more detailed account is given in Statement No. 17.

(*) Please see footnote (a) at page 185 of Statement No. 16.

STATEMENT

Receipts	Actuals (In lakhs of rupees)	
	2005-2006	2006-2007
M. Remittances – Concl.		PART -III 2. Capital, Public
(b) Inter- Government Adjusting Account	(-)0.50	...
Total M. Remittances	10,80,61.47	13,47,91.77
Total Part-III Public Account:	61,74,51.83	83,82,55.62
Total : Receipt Part I,II and III	88,19,15.25	1,12,93,48.06
N. Cash Balance		
Opening Cash Balance	(-) 2,47,37.50	(-) 11,77.40
Grand Total :	85,71,77.75	1,12,81,70.66

NO. 1 - Contd.

Disbursements	Actuals	
	(In lakhs of rupees)	
	2005-2006	2006-2007
Public Account -Concl.		
M. Remittances (E)		
(a) Money Orders, and other Remittances	10,58,79.54	13,52,59.41
(b) Inter- Government Adjusting Account	(-)0.52	(-)0.71
Total- M. Remittances	10,58,79.02	13,52,58.70
Total Part-III Public Account:	61,45,72.07	85,03,40.14
Total : Disbursement Part I,II and III	85,83,55.15	1,12,89,49.46
N Cash Balance		
Closing Cash Balance	(-)11,77.40	(-)7,78.80 (A)
Grand Total :	85,71,77.75	1,12,81,70.66

(A) Please see footnote (a) at page 42 of statement No 7.

20
STATEMENT NO. 1.-Contd.

EXPLANATORY NOTES -Contd.

1. There was a revenue surplus of Rs. 6,94,94.27 lakhs in 2006-2007 against a surplus of Rs 1,81,75.81 lakhs in 2005-2006. Taking into account the transactions other than on Revenue Account also, there was an overall surplus of Rs 3,98.60 lakhs in 2006-2007 against a surplus of Rs.2,35,60.10 lakhs in 2005-2006. The details are given below:

	2005-2006	2006-2007
	(In lakhs of rupees)	
Opening Cash Balance	(-)2,47,37.50	(-)11,77.40
Part I Consolidated Fund		
(a) Transactions on Revenue Account-		
Receipts Heads	18,49,40.94	25,92,17.66
Expenditure Heads	16,67,65.13	18,97,23.39
Net Revenue surplus(+)/deficit (-)	1,81,75.81	6,94,94.27
(b) Transactions other than on Revenue Account-		
Capita Account (Net)	(-) 4,37,61.08	(-) 5,85,60.07
Public Debt (Net)	4,63,52.30	17,92.90
Loans and Advances (Net)	(-) 86.69	(-)2,43.98
Part II Contingency Fund (Net)
Part III Public Account (Net)	28,79.76	(-) 1,20,84.52
Closing Cash Balance	(-)11,77.40	(-) 7,78.80
Overall surplus(+)/deficit(-)	2,35,60.10	3,98.60

STATEMENT NO.1-Contd.
EXPLANATORY NOTES -Contd.

2.Receipts from Government of India.

The revenue receipt of Rs. 25,92,17.66 lakhs during the year 2006-2007 includes Rs. 22,16,76.22 lakhs received from the Government of India as shown below (receipts from Government of India in the year 2005-2006 was Rs. 15,84,95.75 lakhs) :

	2005-2006	2006-2007
	(In lakhs of rupees)	
(a) Share of net proceeds of the divisible Union Taxes and Duties:-		
(i) Corporation Tax	75,14.00	1,08,34.00
(ii) Taxes on Income Other than Corporation Tax	52,97.00	65,79.00
(iii) Other Taxes on Income and Expenditure	(-) 2.00	(-) 2.00
(iv) Taxes on Wealth	15.00	14.00
(v) Customs	53,05.00	67,70.00
(vi) Union Excise Duties	70,80.00	71,89.00
(vii) Service Tax	20,08.00	33,32.00
(viii) Other Taxes and Duties on Commodities and Services	(-)2.00	(-) 2.00
Total (a)	2,72,15.00	3,47,14.00
(b) Grants under proviso to Article 275 (I) of the Constitution	2,75,68.06	2,66,16.52
(c) Block Grants	7,12,99.54	10,16,25.70
(d) Other Grants (for details please refer to Major Head "1601" in Statement No .11)	3,24,13.15	5,87,20.00
Total	15,84,95.75	22,16,76.22

3. Taxation changes during the year: During the year 2006-07 no new taxes were imposed.

STATEMENT NO. 1-Contd.
EXPLANATORY NOTES -Contd.

4. Revenue Receipts :

The increase of Rs.7,42,76.72 lakhs in revenue from Rs.18,49,40.94 lakhs in 2005-2006 to Rs. 25,92,17.66 lakhs in 2006-2007 was mainly under the following heads :-

SI No	Major Head of Account	Actuals		Increase	Reasons
		2005-2006	2006-2007		
(In lakhs of rupees)					
1.	0020 Corporation Tax	75,14.00	1,08,34.00	33,20.00	Due to more receipts under Share of net proceeds to States.
2.	0021 Taxes on Income Other than Corporation Tax	52,97.00	65,79.00	12,82.00	Due to more receipts under Share of net proceeds to States.
3.	0029 Land Revenue	1,11.07	2,09.73	98.66	Due to more receipts under Other Receipts.
4.	0030 Stamps and Registration Fees	40.61	55.00	14.39	Due to more receipts under Other Receipts.
5.	0037 Customs	53,05.00	67,70.00	14,65.00	Due to more receipts under Share of net proceeds to States.
6.	0038 Union Excise Duties	70,80.00	71,89.00	1,09.00	Due to more receipts under Share of net proceeds to States.
7.	0039 State Excise	9,51.64	10,97.69	1,46.05	Due to more receipts under Other Receipts.
8.	0040 Taxes on Sales, Trades etc.	47,68.67	61,63.82	13,95.15	Due to more receipts under Other Receipts.
9.	0044 Service Tax	20,08.00	33,32.00	13,24.00	Due to more receipts under Share of net proceeds to States.
10.	0049 Interest Receipts	6,98.37	13,53.64	6,55.27	Due to more receipts realised under cash balance investment.
11.	0055 Police	1,50.72	2,03.55	52.83	Due to more receipts under Other Receipts.
12.	0075 Miscellaneous General Services	5,56.50	66,75.28	61,18.78	Due to debt and interest relief given by the Department of Expenditure, Ministry of Finance, GOI on repayment of Consolidated loan.

STATEMENT NO. 1-Contd.

EXPLANATORY NOTES -Contd.

Sl No	Major Head of Account	Actuals		Increase	Reasons	
		2005-2006	2006-2007			
(In lakhs of rupees)						
13.	0202	Education, Sports, Art and Culture.	75.15	3,94.56	3,19.41	Due to more receipts under other receipt of Technical Education.
14.	0215	Water Supply and Sanitation	1,25.93	2,08.88	82.95	Due to more receipts under Urban Water Supply Schemes.
15.	0217	Urban Development	2,05.00	2,35.89	30.89	Due to more receipts under Other Receipts.
16.	0235	Social Security and Welfare	4.07	11.46	7.39	Due to more receipts under Other Receipts.
17.	0401	Crop Husbandry	1,39.67	1,47.98	8.31	Due to more receipts under Other Receipts.
18.	0801	Power	88,77.24	1,19,04.68	30,27.44	Due to more receipts under Other Receipts.
19.	0851	Village and Small Industries	42.55	84.86	42.31	Due to more receipts under Other Receipts.
20.	0853	Non-ferrous Mining and Metallurgical industries	24,94.06	47,67.55	22,73.49	Due to more receipts under Other Receipts.
21.	1055	Road Transport	8,56.97	10,15.53	1,58.56	Due to more receipts under Other Receipts.
22.	1275	Other Communication Services	7,26.10	9,16.15	1,90.05	Due to more receipts under Other Receipts.
23	1601	Grants-in-aid from Central Government	13,12,80.75	18,69,62.22	5,56,81.47	Due to more receipts of Grants in-aid from the Government of India.

STATEMENT NO. 1- Contd.

EXPLANATORY NOTES -Contd.

5. The Increase shown in serial No 4 was partly offset by decrease mainly under the following heads:-

SI No	Major Head of Account	Actuals		Decrease	Reasons	
		2005-2006	2006-2007			
(In lakhs of rupees)						
1	0045	Other Taxes and Duties on commodities and Services	36.11	2.52	33.59	Due to decrease under Other Receipts.
2	0059	Public Works	3,23.31	2,22.90	1,00.41	Due to decrease under 'Rents' of Office Building.
3	0403	Animal Husbandry	37.61	32.05	5.56	Due to decrease under receipts of Cattle and Buffalo development.
4	0406	Forestry and Wild Life	13,71.21	9,03.16	4,68.05	Due to decrease under other receipts of Forestry.
5	0408	Food Storage and Warehousing	36.58	30.92	5.66	Due to decrease under Other receipts.
6	0702	Minor Irrigation	3.01	1.50	1.51	Due to decrease under Other receipts.
7	0875	Other Industries	6.63	...	6.63	Due to no receipts under Major Head 0875-Other Industries .
8	1475	Other General Economic Services	3,67.40	19.17	3,48.23	Due to no receipts under Census and other receipts.

STATEMENT NO. 1- Contd.
EXPLANATORY NOTES -Contd.

6. Expenditure on Revenue Account

Expenditure on Revenue Account : In 2006-2007 the expenditure on revenue account (Rs.18,97,23.39 lakhs) increased by Rs.2,29,58.26 lakhs over that in 2005-2006 (Rs.16,67,65.13 lakhs). The increase was mainly under the following heads :-

SI No	Major Head of Account	Actuals		Increase	Reasons
		2005-2006	2006-2007		
		(In lakhs of rupees)			
1	2048 Appropriation for Reduction or Avoidance of Debt	11,07.20	12,76.00	1,68.80	Due to more contribution under Sinking Funds.
2	2049 Interest Payments	1,56,45.45	1,87,76.41	31,30.96	Due to more expenditure under Interest on Internal Debt.
3	2052 Secretariat General Services	24,98.29	28,81.30	3,83.01	Due to more expenditure under Secretariat as well as Attached offices.
4	2053 District Administration	40,89.59	49,22.20	8,32.61	Due to more expenditure under District Establishments and Other Establishments.
5	2055 Police	1,03,11.90	1,09,54.80	6,42.90	Due to more expenditure under Special Police, Wireless and Computer and also internal security.
6	2059 Public Works	44,98.23	54,04.20	9,05.97	Due to expenditure on Maintenance and Repairs of other building.
7	2070 Other Administrative Services	2,92.21	4,77.20	1,84.99	Due to more expenditure under Other Expenditure.
8	2071 Pensions and Other Retirement Benefits	70,75.23	78,82.32	8,07.09	Due to more expenditure under Superannuation and Retirement Allowances and Family Pension.
9	2202 General Education	2,00,81.99	2,31,93.84	31,11.85	Due to more expenditure under Elementary Education, Secondary Education and University and Higher Education.

STATEMENT NO. 1-Contd.

EXPLANATORY NOTES -Contd.

Sl No	Major Head of Account	Actuals		Increase	Reasons	
		2005-2006	2006-2007			
(In lakhs of rupees)						
10	2204	Sports and Youth Services	4,33.51	9,26.44	4,92.93	Due to more expenditure under Physical Education and Other Expenditure.
11	2210	Medical and Public Health	66,87.43	87,43.49	20,56.06	Due to more expenditure under Urban Health Services - Allopathy, Rural Health Services- Other Systems of Medicine, Medical Education, Training and Research and Public Health.
12	2211	Family Welfare	3,95.97	5,19.57	1,23.60	Due to more expenditure under Direction and Administration and Rural Family Welfare.
13	2215	Water Supply and Sanitation	1,42,90.42	1,50,46.72	7,56.30	Due to more expenditure under Water Supply as well as Sewerage and Sanitation.
14	2216	Housing	9,80.78	12,03.63	2,22.85	Due to more expenditure under General Pool Accommodation and Other Expenditure.
15	2217	Urban Development	54.15	3,48.20	2,94.05	Due to more expenditure under Integrated Development of Small and Medium Towns and Direction and Administration under 'General'.

STATEMENT NO. 1-Contd.

EXPLANATORY NOTES -Contd.

Sl No	Major Head of Account	Actuals		Increase	Reasons
		2005-2006	2006-2007		
(In lakhs of rupees)					
16	2235 Social Security and Welfare	24,43.24	36,73.95	12,30.71	Due to more expenditure under Rehabilitation, Social Welfare and Other Social Welfare Programme.
17	2236 Nutrition	1,22.60	6,93.58	5,70.98	Due to more expenditure under Special Nutrition Programme.
18	2401 Crop Husbandry	59,58.40	66,86.87	7,28.47	Due to more expenditure under Direction and Administration, Manures and Fertilizers and Other Expenditure.
19	2403 Animal Husbandry	21,75.69	24,41.96	2,66.27	Due to more expenditure under Direction and Administration, Veterinary Services and Animal health, Sheep and Wool Development and Fodder and Feed development.
20	2406 Forestry and Wild Life	59,57.31	69,88.96	10,31.65	Due to more expenditure under Forestry as well as Environmental Forestry and Wildlife.

STATEMENT NO. 1- Contd.

EXPLANATORY NOTES -Contd.

SI No	Major Head of Account	Actuals		Increase	Reasons	
		2005-2006	2006-2007			
(In lakhs of rupees)						
21	2408	Food, Storage and Warehousing	24,47.00	35,07.14	10,60.14	Due to more expenditure under Storage and Warehousing.
22	2501	Special Programmes for Rural Development	7,94.49	10,29.89	2,35.40	Due to more expenditure under Integrated Rural Development Programme.
23	2552	North-Eastern Areas	4,41.90	4,83.27	41.37	Due to more expenditure under Other Expenditure.
24	2575	Other Special Area Programmes	21,53.32	39,59.00	18,05.68	Due to more expenditure under Other Expenditure.
25	2702	Minor Irrigation	42,85.67	56,31.08	13,45.41	Due to more expenditure under Surface water, Ground water, Maintenance and Other Expenditure.
26	2705	Command Area Development	1,99.98	4,51.53	2,51.55	Due to more expenditure under Other Expenditure.
27	2711	Flood Control and Drainage	...	15,34.65	15,34.65	Due to more expenditure under Flood Control.
28	2801	Power	97,00.56	1,18,38.77	21,38.21	Due to more expenditure under Purchase of Power, Transmission and Distribution.
29	2851	Village and Small Industries	14,66.54	16,40.61	1,74.07	Due to more expenditure under Direction and Administration and Handloom Industries.

STATEMENT NO. 1- Contd.

EXPLANATORY NOTES -Contd.

SI No	Major Head of Account	Actuals		Increase	Reasons	
		2005-2006	2006-2007			
(In lakhs of rupees)						
30	3054	Roads and Bridges	40,42.08	42,50.17	2,08.09	Due to more expenditure under District and Other Roads and Direction and Administration.
31	3055	Road Transport	28,79.32	38,31.57	9,52.25	Due to more expenditure under Other Expenditure.
32	3451	Secretariat-Economic Services	39,92.84	64,07.46	24,14.62	Due to more expenditure under Secretariat and District Planning and Machinery.

STATEMENT NO. 1- Contd.

EXPLANATORY NOTES -Contd.

7. The above increase was partly offset by decrease mainly under the following heads :-

Sl No	Major Head of Account	Actuals		Decrease	Reasons
		2005-2006	2006-2007		
(In lakhs of rupees)					
1	2015 Election	8,88.02	4,82.44	4,05.58	Due to decrease under Preparation and Printing of Electoral Rolls and Charges for conduct of Elections to State/Union Territory Legislature.
2	2205 Art and Culture	10,91.72	7,09.12	3,82.60	Due to decrease under Promotion of Arts and culture as well as Museums.
3	2245 Relief on Account of Natural Calamities	96,68.07	72,78.36	23,89.71	Due to decrease of expenditure under Gratuitous Relief.
4	2402 Soil and Water Conservation	19,83.97	17,80.18	2,03.79	Due to decrease of Expenditure under Land Reclamation and Development.
5	2435 Other Agricultural Programmes	8,63.24	82.14	7,81.10	Due to decrease of expenditure under Marketing Facilities.
6	2505 Rural Employment	8,07.47	6,45.12	1,62.35	Due to decrease of expenditure under Jawahar Gram Samridhhi Yojana.
7	2515 Other Rural Development Programmes	37,49.38	14,76.84	22,72.54	Due to decrease of expenditure under Direction and Administration as well as Other Expenditure.
8	2810 Non-Conventional Sources of Energy	6,23.00	1,86.00	4,37.00	Due to decrease of expenditure under Other Expenditure.
9	3275 Other Communication Services	22,80.61	22,10.04	70.57	Due to decrease of expenditure under Other Expenditure.
10	3425 Other Scientific Research	10,25.10	1,34.86	8,90.24	Due to decrease of expenditure under Assistance to Other Scientific Bodies.

STATEMENT NO. 1- Concl'd.

EXPLANATORY NOTES - Concl'd.

Sl No	Major Head of Account	Actuals		Decrease	Reasons	
		2005-2006	2006-2007			
(In lakhs of rupees)						
11	3454	Census, Surveys and Statistics	4,74.86	4,54.55	20.31	Due to decrease of expenditure under Other Expenditure.

STATEMENT NO. 2
CAPITAL OUTLAY OUTSIDE THE REVENUE ACCOUNT

(i) Progressive Capital Outlay to end of 2006-2007

Serial No.	Major Head of account	Expenditure upto 2005-2006	Expenditure during 2006-2007	Total
(In lakhs of rupees)				
A. Capital Account of General Services				
1.	4047 Capital Outlay on Other Fiscal Services	3.16	...	3.16
2.	4055 Capital Outlay on Police	51,98.16	4,37.83	56,35.99
3.	4058 Capital Outlay on Stationery and Printing	1,71.29	2,62.16	4,33.45
4.	4059 Capital Outlay on Public Works	2,11,61.18	14,75.30	2,26,36.48
5.	4070 Capital Outlay on Other Administrative Services	8,41.92	26.63	8,68.55
6.	4075 Capital Outlay on Miscellaneous General Services	9.54	...	9.54
Total - A. Capital Account of General Services		<u>2,73,85.25</u>	<u>22,01.92</u>	<u>2,95,87.17</u>
B. Capital Account of Social Services				
(a) Capital Account of Education, Sports, Art and Culture				
7.	4202 Capital Outlay on Education, Sports, Art and Culture	2,74,38.46	48,48.69	3,22,87.15
Total - (a) Capital Account of Education, Sports, Art and Culture		<u>2,74,38.46</u>	<u>48,48.69</u>	<u>3,22,87.15</u>
(b) Capital Account of Health and Family Welfare				
8.	4210 Capital Outlay on Medical and Public Health	91,06.80	30,25.45	1,21,32.25
9.	4211 Capital Outlay on Family Welfare	26.93	...	26.93
Total - (b) Capital Account of Health and Family Welfare		<u>91,33.73</u>	<u>30,25.45</u>	<u>1,21,59.18</u>
(c) Capital Account of Water Supply, Sanitation, Housing and Urban Development				
10.	4215 Capital Outlay on Water Supply and Sanitation	1,49,91.40	18,21.64	1,68,13.04
11.	4216 Capital Outlay on Housing	2,28,69.85	8,11.37	2,36,81.22
12.	4217 Capital Outlay on Urban Development	58,96.74	28,79.54	87,76.28
Total - (c) Capital Account of Water Supply, Sanitation, Housing and Urban Development		<u>4,37,57.99</u>	<u>55,12.55</u>	<u>4,92,70.54</u>
(d) Capital Account of Information and Broadcasting				
13.	4220 Capital Outlay on Information and Publicity	2,01.28	2.84	2,04.12
Total - (d) Capital Account of Information and Broadcasting		<u>2,01.28</u>	<u>2.84</u>	<u>2,04.12</u>
(g) Capital Account of Social Welfare and Nutrition				
14.	4235 Capital Outlay on Social Security and Welfare	37,40.26	5,24.01	42,64.27
Total - (g) Capital Account of Social Welfare and Nutrition		<u>37,40.26</u>	<u>5,24.01</u>	<u>42,64.27</u>
(h) Capital Account of Others Social Services				
15.	4250 Capital Outlay on Other Social Services	10,48.15	71.75	11,19.90
Total - (h) Capital Account of Others Social Services		<u>10,48.15</u>	<u>71.75</u>	<u>11,19.90</u>
Total - B. Capital Account of Social Services		<u>8,53,19.87</u>	<u>1,39,85.29</u>	<u>9,93,05.16</u>

STATEMENT NO. 2-Contd.

(i) Progressive Capital Outlay to end of 2006-2007-Contd.

Serial No.	Major Head of account	Expenditure upto	Expenditure during	Total
		2005-2006	2006-2007	
(In lakhs of rupees)				
C. Capital Account of Economic Services				
(a)	Capital Account of Agriculture and Allied Activities			
16.	4401 Capital Outlay on Crop Husbandry	32,67.13	3,23.42	35,90.55
17.	4402 Capital Outlay on Soil and Water Conservation	12,22.24	5,08.00	17,30.24
18.	4403 Capital Outlay on Animal Husbandry	19,48.95	2,59.60	22,08.55
19.	4404 Capital Outlay on Dairy Development	66.20	4.20	70.40
20.	4405 Capital Outlay on Fisheries	3,24.59	32.00	3,56.59
21.	4406 Capital Outlay on Forestry and Wild Life	17,09.04	...	17,09.04
22.	4408 Capital Outlay on Food, Storage and Warehousing	88.72	13.85	1,02.57
23.	4415 Capital Outlay on Agricultural Research and Education	5,24.77	12.00	5,36.77
24.	4416 Investments in Agricultural Financial Institution	46.62	...	46.62
25.	4425 Capital Outlay on Co-operation	20,43.57	4,10.06	24,53.63
26.	4435 Capital Outlay on Other Agricultural Programmes	8.80	...	8.80
Total -	(a) Capital Account of Agriculture and Allied Activities	1,12,50.63	15,63.13	1,28,13.76
(b)	Capital Account of Rural Development			
27.	4515 Capital Outlay on Other Rural Development Programmes	20,64.45	91.79	21,56.24
Total -	(b) Capital Account of Rural Development	20,64.45	91.79	21,56.24
(c)	Capital Account of Special Areas Programmes			
28.	4552 Capital Outlay on North Eastern Areas	2,61,71.37	41,42.54	3,03,13.91
29.	4575 Capital Outlay on other Special Areas Programmes	39,75.18	23,04.24	62,79.42
Total -	(c) Capital Account of Special Areas Programmes	3,01,46.55	64,46.78	3,65,93.33
(d)	Capital Account of Irrigation and Flood Control			
30.	4701 Capital Outlay on Medium Irrigation	1,82.49	...	1,82.49
31.	4702 Capital Outlay on Minor Irrigation	24,58.23	3,29.05	27,87.28
32.	4711 Capital Outlay on Flood Control Projects	66,49.07	9,04.51	75,53.58
Total -	(d) Capital Account of Irrigation and Flood Control	92,89.79	12,33.56	1,05,23.35
(e)	Capital Account of Energy			
33.	4801 Capital Outlay on Power Projects	15,04,84.68	1,28,27.90	16,33,12.58
34.	4810 Capital Outlay on Non-Conventional Sources of Energy	8.24	...	8.24
Total -	(e) Capital Account of Energy	15,04,92.92	1,28,27.90	16,33,20.82

STATEMENT NO. 2-Concl'd.

(i) Progressive Capital Outlay to end of 2006-2007 -Concl'd

Serial No.	Major Head of account	Expenditure upto	Expenditure during	Total
		2005-2006	2006-2007	
(In lakhs of rupees)				
C. Capital Account of Economic Services-Concl'd.				
(f) Capital Account of Industry and Minerals				
35.	4851 Capital Outlay on Village and Small Industries	11,10.92	13.36	11,24.28
36.	4852 Capital Outlay on Iron & Steel Industries	9.33	...	9.33
37.	4853 Capital Outlay on Non-ferrous Mining and Metallurgical Industries	4,46.00	1,06.76	5,52.76
38.	4875 Capital Outlay on other Industries	2,86.50	3.00	2,89.50
39.	4885 Other Capital Outlay on Industries and Minerals	3,29.34	...	3,29.34
Total -	(f) Capital Account of Industry and Minerals	21,82.09	1,23.12	23,05.21
(g) Capital Account of Transport				
40.	5053 Capital Outlay on Civil Aviation	41,75.72	1,23.12	42,98.84
41.	5054 Capital Outlay on Roads and Bridges	15,79,82.98	1,80,62.46	17,60,45.44
42.	5055 Capital Outlay on Road Transport	55,09.20	3,86.41	58,95.61
Total -	(g) Capital Account of Transport	16,76,67.90	1,85,71.99	18,62,39.89
(i) Capital Account of Science Technology and Environment				
43.	5425 Capital Outlay on Other Scientific and Environmental Research	39.56	...	39.56
Total -	(i) Capital Account of Science Technology and Environment	39.56	...	39.56
(j) Capital Account of General Economic Services				
44.	5452 Capital Outlay on Tourism	42,04.95	14,80.96	56,85.91
45.	5475 Capital Outlay on Other General Economic Services	9,29.07	33.63	9,62.70
Total -	(j) Capital Account of General Economic Services	51,34.02	15,14.59	66,48.61
Total -	C. Capital Account of Economic Services	37,82,67.91	4,23,72.86	42,06,40.77
GRAND TOTAL		49,09,73.03	5,85,60.07	54,95,33.10

EXPLANATORY NOTES

"Investments:- In 2006-2007, Government invested Rs 8.00 lakhs in Government Companies and Rs 3,91.25 lakhs in Co-operative Societies. The total investments of Government in the share Capital of different concerns at the end of 2004-2005, 2005-2006 and 2006-2007 was Rs. 16,23.48, 27,77.18 and 31,76.43 lakhs respectively. No dividend were received during these years. Further details are given in Statement No. 14 and Appendix -I".

STATEMENT NO. 3

FINANCIAL RESULTS OF IRRIGATION WORKS

The State Government has not declared any Irrigation Project as Commercial / Productive.

36
STATEMENT NO. 4
DEBT POSITION

(i) Statement of Borrowings

Nature of Debt	Amount on 1st April 2006	Receipts during the year	Repayment during the year	Amount on 31st March 2007	Net Increase(+) or Decrease (-)
(In lakhs of rupees)					
1. Public Debt					
(a) Internal Debt of the State Government	12,31,89.12	2,99,74.30	2,53,79.74	12,77,83.68	(+)45,94.56
(b) Loans and Advances from the Central Government	4,92,61.91	16,66.97#	44,68.63(*)	4,64,60.25	(-)28,01.66
Total - E. Public Debt	17,24,51.03	3,16,41.27	2,98,48.37	17,42,43.93	(+)17,92.90
2. Small Savings, Provident Funds, Etc.	4,64,38.10	1,32,76.80	69,82.39	5,27,32.51	(+)62,94.41
Grand Total	21,88,89.13	4,49,18.07	3,68,30.76	22,69,76.44	(+)80,87.31

No law under Article 293 of the Constitution has been passed by the State Legislature laying down the limits within which Government may borrow on the security of the Consolidated Fund of the State.

EXPLANATORY NOTES

1. Market loans bearing interest : These are long term loans (which have a currency of more than 12 months) raised in the open market to finance various projects, etc. During the year open market loans of Rs.12.63 crores, Rs.47.00 crores and Rs. 48.10 crores bearing interest of 8%, 8.10% and 8.04% respectively were raised. The loans are redeemable during the years 2016, 2017 and 2016 respectively.

Arrangement for amortisation : The arrangement have been made by the Government for amortisation of open markets loans commencing from the year 1999-2000. The operation of the scheme has come into force with effect from the financial year 1999-2000.

(a) Sinking Fund: The balance in the Fund at the commencement and at the end of 2006-2007 are given below:-

	Balance on 1st April 2006	Addition during the year	Interest on Investment	Withdrawal during the year	Balance on 31st March 2007
(In lakhs of rupees)					
Sinking Fund	24,90.00	10,00.00	34,90.00

The balance at credit, Rs. 34,90.00 lakhs were invested in Government of India Securities. No balance amount were merged in cash balance of the state.

(b) Particulars of outstanding loans from the Life Insurance Corporation of India, loans from the National Bank for Agricultural and Rural Development, loans from the National Co-operative Development and Loans from Other Institutions are given in Statement No.17.

(c) **Ways and Means Advances from the Reserve Bank of India.** This comprises borrowings of a purely temporary character repayable within twelve months, such as Ways and Means advances or temporary overdrafts from the Reserve Bank of India. Please see explanatory Note in Statement No.7.

Please see footnote # at page 191 of Statement No. 17.

(*) Please see footnote (*) at page 190 of Statement No. 17.

STATEMENT NO. 4 Contd.

EXPLANATORY NOTES-Concl.

2. **Loans from the Government of India** - During 2006-2007 the State Government, received loans amounting to Rs. 16,66.97 lakhs of which Rs.12,26.97 lakhs and Rs. 4,40.00 lakhs were on account of State Plan Schemes and Centrally Sponsored Plan Schemes respectively. Details of the loans taken by the State Government from the Government of India are given in Statement No. 17.

3. **Small Savings, Provident Fund etc.** - These comprise mainly the Provident Fund balances of the Government servants. Details are given in Statement No.17.

In addition, the balances at the credit of earmarked and other funds as also certain deposits, to the extent to which they have not been invested but are merged with the general cash balance of the Government also constitute the liability of the Government. The amount of such liability at the end of March 2007 are shown below (further details are given in Statement No. 16)

(ii) Other Obligations

Nature of Obligations	Balance on 1st April 2006	Receipts during the year	Repayment during the year	Balance on 31st March 2007	Net Increase(+) or Decrease (-) during the year
(In lakhs of rupees)					
Interest Bearing obligations					
Miscellaneous Deposit
Non-interest bearing obligations, such as deposit of local funds, civil deposits , other earmarked funds , etc.	1,48,30.96	1,75,58.83	2,22,38.76	1,01,51.03	(-46,79.93
Total	1,48,30.96	1,75,58.83	2,22,38.76	1,01,51.03	(-46,79.93

STATEMENT NO. 4 Concl'd.

(iii) Service of Debts

(A) Interest on Debt and Other Obligations :-

The outstanding gross debt and other obligations and the total net amount of interest charges met from revenue during 2005-2006 and 2006-2007 are as shown below :-

	2005-2006	2006-2007	Net increase(+) or decrease(-) during the year
(In lakhs of rupees)			
Gross debt and other obligations outstanding at the end of year	23,37,20.09	23,71,27.47	(+)34,07.38
(i) Interest paid by Government-			
(a) On Public debt (including expenditure on Management), Small Savings, Provident funds, etc. and Miscellaneous debts	1,54,40.84	1,85,71.80	(+)31,30.96
(b) Other Obligations	2,04.61	2,04.61	...
Total Interest paid :-	1,56,45.45	1,87,76.41	(+)31,30.96
(ii) Deduct -			
(a) Interest received on loans and advances given by Government	38.56	54.25	(+)15.69
(b) Interest realised on investment of cash balance	6,59.81	12,99.39	(+)6,39.58
Total (a) and (b)	6,98.37	13,53.64	(+)6,55.27
(iii) Net amount of interest charges	1,49,47.08	1,74,22.77	(+)24,75.69
Percentage of gross interest [item (i)] to total revenue receipts	8.46	7.24	(-)1.22
Percentage of net interest [item (iii)] to total revenue receipts	8.08	6.72	(-)1.36

The Government has not received dividend on Investments in Commercial undertaking etc, during the year.

(B) Appropriation for reduction or avoidance of debt:- During 2006-2007 an amount of Rs.10,00.00 lakh transferred to sinking fund from Revenue for repayment of loans.

STATEMENT NO. 5
LOANS AND ADVANCES BY THE STATE GOVERNMENT

(i) Statement of Loans and Advances

Serial Number	Category of loans and advances	Amount outstanding on 1st April 2006	Amount paid during the year	Amount repaid during the year	Amount outstanding on 31st March 2007	Net addition during the year
(In lakhs of rupees)						
1.	Loans for Social Services					
	Loans for Education ,Sports, Art and Culture	1.17	1.17	...
	Loans for Urban Development	15.00	15.00	...
	Total :- 1. Loans for Social Services	16.17	16.17	...
2.	Loans for Economic Services					
	Loans for Crop Husbandry	9.91	9.91	...
	Loans for Soil and Water Conservation	1.12	1.12	...
	Loans for Co-operation	10,20.04	1,58.75	16.96	11,61.83	(+)1,41.79
	Loans for Village and Small Industries	1,92.51	...	0.26	1,92.25	(-) 0.26
	Loans for Non-ferrous Mining and Metallurgical	15.00	15.00	...
	Other Loans to Industries and Minerals	6,09.92	6,09.92	...
	Total :- 2. Loans for Economic Services	18,48.50	1,58.75	17.22	19,90.03	(+)1,41.53
3.	Loans to Government Servant					
	Loans to Government Servants, etc	6,82.60	3,18.74	2,16.29	7,85.05	(+)1,02.45
	Total :- 3. Loans to Government Servant	6,82.60	3,18.74	2,16.29	7,85.05	(+)1,02.45
	Total -	25,47.27	4,77.49	2,33.51	27,91.25	(+)2,43.98

A more detailed account is given in Statement No. 18

(ii) Recoveries in Arrears

Complete information about arrears in recovery of Loans and advances, detailed accounts of which are maintained by the departmental offices has not been received from the Government (October,2007).

**STATEMENT NO. 6
GUARANTEES GIVEN BY THE GOVERNMENT OF
ARUNACHAL PRADESH IN RESPECT OF LOANS , ETC. , RAISED BY
STATUTORY CORPORATIONS, GOVERNMENT COMPANIES, LOCAL
BODIES AND OTHER INSTITUTIONS**

Under Article 293 of the Constitution, the State Government is empowered to give guarantees, within such limits, if any, as may be so fixed by the State Legislature by Law on the security of the Consolidated Fund of the State.

According to the information furnished by the Government, guarantees given by the Government during the year and outstanding at the end of March' 2007 were as under:-

Name of the Public or other body on whose behalf the guarantee has been given	Maximum amount of Guarantee for which Government have entered into agreements	Sums guaranteed outstanding as on 31st March, 2007	
		Principal (In lakhs of rupees)	Interest
(A) Government Companies	14,00.00	3,16.20	16.53
(B) Co-operative Bank and Societies	9,98.96	9,98.96	...
Total	23,98.96	13,15.16	16.53

No Act has been passed by the State Legislature under Article 293 of the Constitution laying down the limits on the security of the Consolidated Fund of the State.

STATEMENT NO. 6 – Concl'd.

The particular of guarantees given by the Government and outstanding on 31st March, 2007 as mentioned above are given below:-

Name of the Public or other body on whose behalf the guarantee has been given	Maximum amount of Guarantees for which Government have entered into agreements	Sums guaranteed outstanding as on 31st March, 2007		Remarks
		Principal	Interest	
(In lakhs of rupees)				
(A) Government Companies-				
(i) Arunachal Pradesh Industrial Development and Financial Corporation (APIDFCL)	2,00.00	76.20	16.53	
(ii) Arunachal Pradesh Forest Corporation	12,00.00	2,40.00	...	
(iii) Arunachal Pradesh Mineral Development and Trading Corporation	
Total- (A)	14,00.00	3,16.20	16.53	
(B) Co-operative Bank and Societies-				
Arunachal Pradesh State Co-operative Apex Bank Ltd, Naharlagun	9,98.96	9,98.96	...	
Total- (B)	9,98.96	9,98.96	...	

STATEMENT NO.7

CASH BALANCES AND INVESTMENTS OF CASH BALANCES

	As on 1st April 2006	As on 31st March 2007
	(In lakhs of rupees)	
(a) General Cash Balance -		
1. Cash in Treasuries	0.42	0.35
2. Deposit with Reserve Bank	(-31.41.99)	(-24.83.37)
3. Remittance in Transit (Local)	19.64.17	17.04.22
Total	(-11.77.40)	(-7.78.80(a))
4. Investments held in the "Cash Balance Investment Accounts"	...	39.43.00
Total (a)	(-11.77.40)	31.64.20
(b) Other Cash Balances and Investments -		
1. Cash with departmental officers viz. Forest and Public Works Officers	1.25.60	79.48
2. Permanent Advances for Contingent expenditure with Departmental Officers	0.62	0.62
3. Investment of Earmarked Funds	24.90.00	34.90.00
Total (b)	26.16.22	35.70.10
Total (a) and (b)	14.38.82	67.34.30

EXPLANATORY NOTES

- (a) The opening and closing balance include Rs.(-)57,01.75 lakhs representing cash balance of the Union Territory Government merged in the general cash balance of the Central Government. Final decision regarding treatment of the amount is awaited from the Government of India (October, 2007).

The Cash Balance of the State Government as on 31.3.2007 is therefore Rs.49,22.95 lakhs. There was a difference of Rs.70,38.32 lakhs between the figures reflected in the accounts Rs.49,22.95 lakhs and that intimated by the Reserve Bank of India Rs. (-)21,15.37 lakhs.

The difference is due to the following factors :-

(In lakhs of rupees)

1. Misclassification by Bank/Treasury	Cr	3,68.01
2. Non - receipt of details of adjustment made by R.B.I	Dr	74,06.33
Total:	Dr	7038.32

However, the difference to the extent of Rs. 43.37 lakhs has since been settled (July, 2007). The remaining difference is under reconciliation..

STATEMENT NO. 7 -Contd.

EXPLANATORY NOTES -Contd.

Under an agreement with the Reserve Bank of India, the Government has to maintain with the Bank on all days a minimum balance of Rs. 26 lakhs. If the balance falls below the agreed minimum, the Government can take ordinary ways and means advances from the bank. In addition, special ways and means advances are made available against Government of India securities held by the State Government. If, even after the maximum advances are given, the cash balance is below the prescribed minimum, the deficit is left uncovered. Overdraft are given by the bank if the State has a minus balance after availing of the maximum advances.

The extent to which the Government maintained the minimum balances with the Bank during 2006-2007 and take ways and means Advances as indicated below :-

(i) The number of days on which the minimum balance was maintained without obtaining any advance.	365
(ii) Number of days on which the minimum balance was maintained by taking ordinary and special ways and means advance.	...
(iii) Number of days on which there was a shortfall from minimum Balance after taking above advances but no overdraft was taken.	...
(iv) Number of days on which overdraft was taken	...
Total	<u>365 days</u>

STATEMENT NO. 7 -Contd.

EXPLANATORY NOTES -Contd.

A detailed accounts of transactions relating to ways and means Advances obtained from the Reserve Bank of India is given below :-

Particulars	Balance on 1st April 2006	Amount obtained during 2006-2007	Amount repaid during 2006-2007	Balance on 31st March 2007	Interest paid during the year
(In lakhs of rupees)					
Ordinary Ways and Means Advance	78,14.00	...	27,90.00	50,24.00	8,18.14(*)
Special Ways and Means Advance	10,56.00	...	5,16.00	5,40.00	0.22
Shortfall/Overdraft	1,72,98.31	...	1,72,98.31
Total	2,61,68.31	...	2,06,04.31	55,64.00	8,18.36

(*) (i) Rs. 8,16.77 lakhs pertains to the payment of interest on Other ways and means Advances from the Ministry of Finance.
(ii) Rs. 1.37 lakhs pertains to the payment of interest on Ordinary ways and means Advances from the Reserve Bank of India.

STATEMENT NO.7 Concl'd.

EXPLANATORY NOTES- Concl'd.

All the investments from out of the cash balances are in Government of India securities. Interest realised during the year on such investment was Rs. 12,99.39 lakhs.

The following is an analysis of investments held in cash balance investment account :-

	Opening Balance on 1st April, 2006	Purchase during 2006-2007	Sales during 2006-2007	Closing Balance on 31st March, 2007	Interest realised during the year
(In lakhs of rupees)					
Short Term Investments- Government of India Treasury Bills	...	69.26.40.00	68.86.97.00	39.43.00	12.99.39
Long Term Investments Securities Government of India
	...	69.26.40.00	68.86.97.00	39.43.00	12.99.39

STATEMENT NO. 8

SUMMARY OF BALANCES UNDER CONSOLIDATED FUND,
CONTINGENCY FUND AND PUBLIC ACCOUNT

The following is a summary of balances as on 31st March 2007 :-

Debit Balances	Sector of the General Account	Name of the Account	Credit Balances
1	2	3	4
(In thousands of rupees)	A to D,G,H and Part of L	CONSOLIDATED FUND -	(In thousands of rupees)
21,58,95,74	E	Government Account	...
27,91,25	F	Public Debt	17,42,43,93
		Loans and Advances	...
		CONTINGENCY FUND -	4,85
		PUBLIC ACCOUNT -	
	I	Small Savings, Provident Funds. etc.	5,27,32,51
	J	RESERVE FUNDS -	
		(a) Reserve funds bearing Interest	
		(b) Reserve funds not bearing Interest	
		Gross Balance	1,26,72,80
34,90,00		Investments	
	K	DEPOSITS AND ADVANCES -	
		(a) Deposits bearing Interest	...
		(b) Deposits not bearing Interest	9,68,23
15,31,76		(c) Advances	
	L	SUSPENSE AND MISCELLANEOUS -	
		Gross Balance	
39,43,00		Investments	
32,25,79		Other Items (Net)	...
1,05,23,58	M	REMITTANCES -	...
(-)7,78,80	(a)N	CASH BALANCE (Closing) -	...
<u>24,06,22,32</u>		Total	<u>24,06,22,32</u>

(a) Please see footnote (a) at page 42 of Statement No.7.

STATEMENT NO. 8-Concl'd.

EXPLANATORY NOTES


(1) The significance of the head "Government Account" is explained in note 3 below. The other headings in the summary take into account the balances under all account heads in the government books where Government has a liability to repay moneys received or has a claim to recover the amount paid and also heads of account open in the books for adjustment of remittance transactions. It must be understood that these balances cannot be regarded as a complete record of the financial position of the Government as these do not take into account all the physical assets of the State, such as lands, buildings, communications, etc., nor any accrued dues or outstanding liabilities which are not brought to account under the cash basis of accounting followed by Government.

(2) A summary of receipts, disbursements and balances under heads of account relating to debt, Contingency Fund and Public Account is given in Statement No. 16.

(3) Government Account:- Under the system of book keeping followed in Government Accounts, the amount booked under revenue, capital and other transactions of Government, the balances which are not carried forward from year to year in the accounts are closed to a single head called "Government Account". The balance under this head represents the cumulative result of all such transactions so that after adding thereto the balances under Public Debt, Loans and Advances, Small Savings, Provident Fund etc. Reserve Funds, Deposits and Advances, Suspense and Miscellaneous (other than miscellaneous Government Account), Remittances and Contingency Fund, the closing cash balance at the end of the year may be worked out and proved.

The Government Account for 2006-2007 given below will show how the net amount at the end of the year has been arrived at :-

Debit	Details	Credit
(In thousand of rupees)		(In thousand of rupees)
22,68,29,94	A- Amount at the Debit of the Government Account as on 1st April, 2006	
	B-Receipt Heads (Revenue Account)	25,92,17,66
18,97,23,39	C-Expenditure Heads (Revenue Account)	
5,85,60,07	D-Expenditure Heads (Capital Account)	
	E-Receipt on Capital Account	
	F-Inter State Settlements	
	G-Transfer to Contingency Fund	
	H-Miscellaneous Government Accounts	
	I- Amount at the Debit of the Government account as on 31st March 2007	21,58,95,74
<u>47,51,13,40</u>	Total	<u>47,51,13,40</u>



PART - II

DETAILED ACCOUNTS AND OTHER STATEMENTS

**SECTION - A
REVENUE AND EXPENDITURE**

STATEMENT NO. 9
STATEMENT OF REVENUE AND EXPENDITURE FOR THE YEAR 2006-2007
EXPRESSED AS A PERCENTAGE OF TOTAL REVENUE / TOTAL EXPENDITURE

Heads	Amount in lakhs of Rs.	Percentage of total Revenue	Percentage of total Expenditure
1	2	3	4
REVENUE			
A. Tax Revenue			
(a) Taxes on Income and Expenditure			
Corporation Tax	1,08,34.00	4.18	5.71
Taxes on Income other than Corporation Tax	65,79.00	2.54	3.46
Other Taxes on Income and Expenditure	(-)1.98
(b) Taxes on Property, Capital and Other Transactions			
Land Revenue	2,09.73	0.08	0.11
Stamps and Registration Fees	55.00	0.02	0.03
Taxes on Wealth	14.00	0.01	0.01
(c) Taxes on Commodities and Services			
Customs	67,70.00	2.61	3.57
Union Excise Duties	71,89.00	2.77	3.79
State Excise	10,97.69	0.42	0.58
Taxes on Sales, Trades etc.	61,63.82	2.38	3.25
Taxes on Vehicles	2,93.08	0.11	0.15
Taxes and Duties on Electricity	0.01
Service Tax	33,32.00	1.29	1.76
Other Taxes and Duties on commodities and Services	2.52
Total (c) Taxes on Commodities and Services	2,48,48.12	9.58	13.10
Total A. Tax Revenue	4,25,37.87	16.41	22.42
B. Non-Tax Revenue			
(b) Interest Receipts, Dividends and Profits	13,53.64	0.52	0.71
(c) Other Non - Tax Revenue			
(i) General Services	74,87.40	2.89	3.95
(ii) Social Services	8,75.42	0.34	0.46
(iii) Economic Services	2,00,01.11	7.71	10.54
Total B. Non-Tax Revenue	2,97,17.57	11.46	15.66
C. Grants-in-aid and Contributions	18,69,62.22	72.13	98.55
TOTAL REVENUE :-	25,92,17.66	1,00.00	1,36.63

STATEMENT NO. 9 -Contd.

Heads	Amount in lakhs of Rs.	Percentage of total Revenue	Percentage of total Expenditure
1	2	3	4
EXPENDITURE			
A. General Services			
(a) Organs of State	18,72.18	0.72	0.99
(b) Fiscal Services			
(ii) Collection of Taxes on Property and Capital Transactions			
Land Revenue	1,58.01	0.06	0.08
Stamps and Registration	36.03	0.02	0.02
(iii) Collection of Taxes on Commodities and Services			
State Excise	2,69.38	0.11	0.14
Other Taxes and Duties on Commodities and Services	11.12	...	0.01
(iv) Other Fiscal Services	31.89	0.01	0.02
Total (b) Fiscal Services	5,06.43	0.20	0.27
(c) Interest payment and servicing of Debt	2,00,52.41	7.74	10.57
(d) Administrative Services	2,55,96.25	9.87	13.49
(e) Pensions and Miscellaneous General Services	79,32.92	3.06	4.18
Total A. General Services	5,59,60.19	21.59	29.50
B. Social Services			
(a) Education, Sports, Art and Culture	2,48,29.40	9.58	13.09
(b) Health and Family Welfare	92,63.06	3.57	4.88
(c) Water Supply, Sanitation, Housing and Urban Development	1,65,98.55	6.40	8.75
(d) Information and Broadcasting	4,40.78	0.17	0.23

STATEMENT NO. 9 Concl'd.

Heads		Amount in lakhs of Rs.	Percentage of total Revenue	Percentage of total Expenditure
1		2	3	4
EXPENDITURE – Concl'd.				
B. Social Services-Concl'd.				
(f)	Labour and Labour Welfare	3.03.08	0.12	0.16
(g)	Social Welfare and Nutrition	1,16,45.89	4.49	6.14
(h)	Others	2,78.39	0.11	0.14
Total B. Social Services		6,33,59.15	24.44	33.39
C. Economic Services				
(a)	Agriculture and Allied Activities	2,26,04.08	8.72	11.91
(b)	Rural Development	32.93.46	1.27	1.74
(c)	Special Areas Programmes	44.45.20	1.72	2.34
(d)	Irrigation and Flood Control	76,73.36	2.96	4.04
(e)	Energy	1,20,24.77	4.64	6.34
(f)	Industries and Minerals	17,93.10	0.69	0.95
(g)	Transport	81,95.43	3.16	4.32
(h)	Communications	22,10.04	0.85	1.17
(i)	Science, Technology and Environment	1,49.64	0.06	0.08
(j)	General Economic Services	80,14.97	3.09	4.22
Total C. Economic Services		7,04,04.05	27.16	37.11
Grand Total –EXPENDITURE ON REVENUE ACCOUNT		18,97,23.39	73.19	1,00.00

STATEMENT NO. 10
STATEMENT SHOWING THE DISTRIBUTION BETWEEN CHARGED
AND VOTED EXPENDITURE

	Charged	<u>Actual for 2006-2007</u>	Total
		Voted	
(In thousands of rupees)			
Expenditure Heads (Revenue Account)	2,04,00,33	16,93,23,06	18,97,23,39
Expenditure Heads (Capital Account)	...	5,85,60,07	5,85,60,07
Public Debt (a)	2,98,48,37	...	2,98,48,37
Loan and Advances (a)	...	4,77,49	4,77,49
Transfer to Contingency Fund (a)
Total :-	5,02,48,70	22,83,60,62	27,86,09,32

(a) The Figures have been arrived at as follows :-

E. Public Debt -			
Internal Debt of the State Government	2,53,79,74	...	2,53,79,74
Loans and Advances from the Central Government	44,68,63	...	44,68,63
F. Loans and Advances	...	4,77,49	4,77,49
H. Transfer to Contingency Fund - Appropriation to Contingency Fund
Total :-	2,98,48,37	4,77,49	3,03,25,86

STATEMENT NO. 11
DETAILED ACCOUNT OF REVENUE RECEIPTS BY MINOR HEADS

Heads	Actuals for 2006-2007
RECEIPT HEADS (REVENUE ACCOUNT)	
(In thousands of rupees)	
A. TAX REVENUE(*)	
(a) Taxes on Income and Expenditure	
0020 Corporation Tax	
901 Share of net proceeds assigned to States	1,08,34,00
Total - 0020	<u>1,08,34,00</u>
0021 Taxes on Income other than Corporation Tax	
901 Share of net proceeds assigned to States	65,79,00
Total - 0021	<u>65,79,00</u>
0028 Other Taxes on Income and Expenditure	
107 Taxes on Professions Trades, Callings and Employment	2
901 Share of net proceeds assigned to States	(-) 2,00@
Total - 0028	<u>(-) 1,98</u>
Total - (a) Taxes on Income and Expenditure	<u>1,74,11,02</u>
(b) Taxes on Property, Capital and Other Transactions	
0029 Land Revenue	
800 Other Receipts	2,09,73

(*) "Under this sector, the figures shown are net after taking into account refunds".

@ Minus figure is due to recovery of excess release of State's share of net proceeds on the recommendation of the Twelfth Finance Commission.

STATEMENT NO. 11 - Contd.

Heads	Actuals for 2006-2007
(In thousands of rupees)	
RECEIPT HEADS (REVENUE ACCOUNT) - Contd.	
A. TAX REVENUE -Contd.	
(b) Taxes on Property, Capital and Other Transactions -Concl'd.	
0029 Land Revenue -Concl'd.	
Total - 0029	2,09,73
0030 Stamps and Registration Fees	
01 Stamps-Judicial	
102 Sale of Stamps	12
800 Other Receipts	7
Total - 01	19
02 Stamps-Non-Judicial	
102 Sale of Stamps	81
800 Other Receipts	54,00
Total - 02	54,81
Total - 0030	55,00
0032 Taxes on Wealth	
60 Other than Agricultural Land	
901 Share of net proceeds assigned to States	14,00
Total - 60	14,00
Total - 0032	14,00
Total - (b) Taxes on Property, Capital and Other Transactions	2,78,73

STATEMENT NO. 11 - Contd.

Heads	Actuals for 2006-2007
RECEIPT HEADS (REVENUE ACCOUNT) - Contd.	
	(In thousands of rupees)
A. TAX REVENUE -Contd.	
(c) Taxes on Commodities and Services	
0037 Customs	
901 Share of net proceeds assigned to States	67,70,00
	<u>67,70,00</u>
Total - 0037	<u>67,70,00</u>
0038 Union Excise Duties	
01 Shareable Duties	
901 Share of net proceeds assigned to States	71,89,00
	<u>71,89,00</u>
Total - 01	<u>71,89,00</u>
	<u>71,89,00</u>
Total - 0038	<u>71,89,00</u>
0039 State Excise	
800 Other Receipts	10,97,69
	<u>10,97,69</u>
Total - 0039	<u>10,97,69</u>
0040 Taxes on Sales, Trades etc.	
800 Other Receipts	61,63,82

STATEMENT NO. 11 - Contd.

Heads	Actuals for 2006-2007 (In thousands of rupees)
RECEIPT HEADS (REVENUE ACCOUNT) - Contd.	
A. TAX REVENUE -Contd.	
(c) Taxes on Commodities and Services-Contd.	
0040 Taxes on Sales, Trades etc.-Concl'd.	
Total - 0040	<u>61,63,82</u>
0041 Taxes on Vehicles	
102 Receipts under the State Motor Vehicles Taxation Act	@
800 Other Receipts	2,93,08
Total - 0041	<u>2,93,08</u>
0043 Taxes and Duties on Electricity	
800 Other Receipts	1
Total - 0043	<u>1</u>
0044 Service Tax	
901 Share of net proceeds assigned to States	33,32,00
Total - 0044	<u>33,32,00</u>

@ Rs. 40/- only

STATEMENT NO. 11 - Contd.

Heads	Actuals for 2006-2007
RECEIPT HEADS (REVENUE ACCOUNT) - Contd.	
(In thousands of rupees)	
A. TAX REVENUE - Concl.	
(c) Taxes on Commodities and Services-Concl.	
0045 Other Taxes and Duties on commodities and Services	
800 Other Receipts	4,52
901 Share of net proceeds assigned to States	(-) 2.00@
Total - 0045	<u>2,52</u>
Total - (c) Taxes on Commodities and Services	<u>2,48,48,12</u>
Total - A. TAX REVENUE	<u>4,25,37,87</u>
B. NON-TAX REVENUE	
(b) Interest Receipts, Dividends and Profits	
0049 Interest Receipts	
04 Interest Receipts of State/Union Territory Governments	
110 Interest realised on investment of Cash balances	12,99,39
195 Interest from Co-operative Societies	8,10
800 Other Receipts	46,15
Total - 04	<u>13,53,64</u>
Total - 0049	<u>13,53,64</u>
Total - (b) Interest Receipts, Dividends and Profits	<u>13,53,64</u>

@ Minus figure is due to recovery of excess release of State's share of net proceeds on the recommendation of the Twelfth Finance Commission.

STATEMENT NO. 11 - Contd.

Heads

Actuals for 2006-2007

RECEIPT HEADS (REVENUE ACCOUNT) - Contd.

(In thousands of rupees)

B. NON-TAX REVENUE -Contd.

(c) Other Non-Tax Revenue

(i) General Services

0051 Public Service commission

800 Other Receipts

9,77

Total - 0051

9,77

0055 Police

800 Other Receipts

2,03,55

Total - 0055

2,03,55

0056 Jails

800 Other Receipts

2

Total - 0056

2

0058 Stationery and Printing

800 Other receipts

84

Total - 0058

84

STATEMENT NO. 11 - Contd.

Heads	Actuals for 2006-2007
(In thousands of rupees)	
RECEIPT HEADS (REVENUE ACCOUNT) - Contd.	
B. NON-TAX REVENUE -Contd.	
(c) Other Non-Tax Revenue -Contd.	
(i) General Services -Contd.	
0059 Public Works	
01 Office Buildings	
011-Rents	54,74
102 Hire Charges of Machinery and Equipment	9,18
103 Recovery of percentage charges	39,65
800 Other Receipts	1,15,14
Total - 01	<u>2,18,71</u>
80 General	
800 Other Receipts	4,19
Total - 80	<u>4,19</u>
Total - 0059	<u>2,22,90</u>
0070 Other Administrative Services	
60 Other Services	
800 Other Receipts	3,41,60
Total - 60	<u>3,41,60</u>
Total - 0070	<u>3,41,60</u>

STATEMENT NO. 11 - Contd.

Heads	Actuals for 2006-2007
RECEIPT HEADS (REVENUE ACCOUNT) - Contd.	
(In thousands of rupees)	
B. NON-TAX REVENUE -Contd.	
(c) Other Non-Tax Revenue—Contd.	
(i) General Services—Concl'd.	
0071 Contributions and Recoveries towards Pension and Other Retirement Benefits	
01 Civil	
101 Subscriptions and Contributions	3.87
800 Other Receipts	29.57
Total - 01	<u>33.44</u>
Total - 0071	<u>33.44</u>
0075 Miscellaneous General Services	
103 State Lotteries	15,84.69
800 Other Receipts	50,90.59(a)
Total - 0075	<u>66,75.28</u>
Total - (i) General Services	<u>74,87.40</u>
(ii) Social Services	
0202 Education, Sports, Art and Culture	
02 Technical Education	
800 Other receipts	3,94.56
Total - 02	<u>3,94.56</u>

(a) Includes a Debt and interest relief of Rs. 20,21,00 thousands given by the Department of Expenditure, Ministry of Finance, Government of India on repayment of Consolidated loan.

STATEMENT NO. 11 - Contd.

Heads	Actuals for 2006-2007
RECEIPT HEADS (REVENUE ACCOUNT) - Contd.	
(In thousands of rupees)	
B. NON-TAX REVENUE -Contd.	
(c) Other Non-Tax Revenue—Contd.	
(ii) Social Services—Contd.	
0202 Education, Sports, Art and Culture —Concl'd.	
Total - 0202	3,94,56
0210 Medical and Public Health	
01 Urban Health Services	
800 Other Receipts	9
Total - 01	9
04 Public Health	
800 Other Receipts	19,75
Total - 04	19,75
Total - 0210	19,84
0211 Family Welfare	
800 Other Receipts	6
Total - 0211	6
0215 Water Supply and Sanitation	
01 Water Supply	
102 Receipts from Rural water supply schemes	5,25

STATEMENT NO. 11 - Contd.

Heads	Actuals for 2006-2007
(In thousands of rupees)	
RECEIPT HEADS (REVENUE ACCOUNT) - Contd.	
B. NON-TAX REVENUE -Contd.	
(c) Other Non-Tax Revenue —Contd.	
(ii) Social Services —Contd.	
0215 Water Supply and Sanitation —Concl'd.	
01 Water Supply-Concl'd.	
103 Receipts from Urban water supply schemes	1,29,45
104 Fees and Fines, etc	1
800 Other Receipts	74,15
Total - 01	2,08,86
02 Sewerage and Sanitation	
800 Other Receipts	2
Total - 02	2
Total - 0215	2,08,88
0216 Housing	
01 Government Residential Buildings	
106 General Pool accommodation	1,74
Total - 01	1,74
80 General	
800 Other Receipts	2,52
Total - 80	2,52

STATEMENT NO. 11 - Contd.

Heads	Actuals for 2006-2007
RECEIPT HEADS (REVENUE ACCOUNT) - Contd.	
(In thousands of rupees)	
B. NON-TAX REVENUE -Contd.	
(c) Other Non-Tax Revenue-Contd.	
(ii) Social Services-Contd.	
0216 Housing-Concl'd.	
Total - 0216	<u>4,26</u>
0217 Urban Development	
60 Other Urban Development Schemes	
800 Other Receipts	2,35,89
Total - 60	<u>2,35,89</u>
Total - 0217	<u>2,35,89</u>
0220 Information and Publicity	
60 Others	
800 Other Receipts	7
Total - 60	<u>7</u>
Total - 0220	<u>7</u>
0230 Labour and Employment	
800 Other Receipts	40
Total - 0230	<u>40</u>

STATEMENT NO. 11 - Contd.

Heads	Actuals for 2006-2007 (In thousands of rupees)
RECEIPT HEADS (REVENUE ACCOUNT) - Contd.	
B. NON-TAX REVENUE -Contd.	
(c) Other Non-Tax Revenue—Contd.	
(ii) Social Services—Concl'd.	
0235 Social Security and Welfare	
60 Other Social Security and Welfare Programmes	
800 Other Receipts	11,46
Total - 60	<u>11,46</u>
Total - 0235	<u>11,46</u>
Total - (ii) Social Services	<u>8,75,42</u>
(iii) Economic Services	
0401 Crop Husbandry	
103 Seeds	5
800 Other Receipts	1,47,93
Total - 0401	<u>1,47,98</u>
0403 Animal Husbandry	
102 Receipts from Cattle and Buffalo development	5,64
103 Receipts from Poultry development	8,01
104 Receipts from Sheep and Wool development	26
105 Receipts from Piggery development	6,47
106 Receipts from Fodder and Feed development	1,19

STATEMENT NO. 11 - Contd.

Heads	Actuals for 2006-2007
(In thousands of rupees)	
RECEIPT HEADS (REVENUE ACCOUNT) - Contd.	
B. NON-TAX REVENUE -Contd.	
(c) Other Non-Tax Revenue-Contd.	
(iii) Economic Services-Contd.	
0403 Animal Husbandry -Concl'd.	
108 Receipts from other live stock development	69
800 Other Receipts	9,79
Total - 0403	<u>32,05</u>
0404 Dairy Development	
800 Other Receipts	2,80
Total - 0404	<u>2,80</u>
0405 Fisheries	
103 Sale of fish, fish seeds etc	6,26
800 Other Receipts	13
Total - 0405	<u>6,39</u>
0406 Forestry and Wild Life	
01 Forestry	
101 Sale of timber and other forest produce	7,11,68
800 Other Receipts	1,91,48
Total - 01	<u>9,03,16</u>

STATEMENT NO. 11 - Contd.

Heads	Actuals for 2006-2007
	(In thousands of rupees)
RECEIPT HEADS (REVENUE ACCOUNT) - Contd.	
B. NON-TAX REVENUE -Contd.	
(c) Other Non-Tax Revenue-Contd.	
(iii) Economic Services – Contd.	
0406 Forestry and Wild Life-Concl'd.	
Total - 0406	9,03,16
0408 Food Storage and Warehousing	
800 Other Receipts	30,92
Total - 0408	30,92
0425 Co-operation	
800 Other Receipts	11,82
Total - 0425	11,82
0435 Other Agricultural Programmes	
800 Other Receipts	9,91
Total - 0435	9,91
0506 Land Reforms	
101 Receipts from regulations/consolidations of land holdings and tenancy	1
800 Other Receipts	1,26

STATEMENT NO. 11 - Contd.

Heads	Actuals for 2006-2007
(In thousands of rupees)	
RECEIPT HEADS (REVENUE ACCOUNT) - Contd.	
B. NON-TAX REVENUE -Contd.	
(c) Other Non-Tax Revenue – Contd.	
(iii) Economic Services –Contd.	
0506 Land Reforms- Concl'd.	
Total - 0506	<u>1,27</u>
0515 Other Rural Development Programmes	
800 Other Receipts	1,27
Total - 0515	<u>1,27</u>
0575 Other Special Areas Programmes	
60 Others	
800 Other Receipt	3,66
Total - 60	<u>3,66</u>
Total - 0575	<u>3,66</u>
0702 Minor Irrigation	
01 Surface Water	
800 Other Receipts	1,31
Total - 01	<u>1,31</u>

STATEMENT NO. 11 - Contd.

Heads	Actuals for 2006-2007
RECEIPT HEADS (REVENUE ACCOUNT) - Contd.	
(In thousands of rupees)	
B. NON-TAX REVENUE -Contd.	
(c) Other Non-Tax Revenue—Contd.	
(iii) Economic Services—Contd.	
0702 Minor Irrigation—Concl'd.	
80 General	
800 Other Receipts	19
Total - 80	19
Total - 0702	1,50
0801 Power	
01 Hydel Generation	
800 Other Receipts	77,26.62
Total - 01	77,26,62
80 General	
800 Other Receipts	41,78.06
Total - 80	41,78,06
Total - 0801	1,19,04,68

STATEMENT NO. 11 - Contd.

Heads	Actuals for 2006-2007
RECEIPT HEADS (REVENUE ACCOUNT) - Contd.	
(In thousands of rupees)	
B. NON-TAX REVENUE -Contd.	
(c) Other Non-Tax Revenue -Contd.	
(iii) Economic Services -Contd.	
0851 Village and Small Industries	
800 Other Receipts	84,86
	<hr/>
Total - 0851	84,86
	<hr/>
0853 Non-ferrous Mining and Metallurgical industries	
800 Other Receipts	47,67,55
	<hr/>
Total - 0853	47,67,55
	<hr/>
1055 Road Transport	
800 Other Receipts	10,15,53
	<hr/>
Total - 1055	10,15,53
	<hr/>
1275 Other Communication Services	
800 Other Receipts	9,16,15
	<hr/>
Total - 1275	9,16,15
	<hr/>

STATEMENT NO. 11 - Contd.

Heads	Actuals for 2006-2007
RECEIPT HEADS (REVENUE ACCOUNT) - Contd.	
(In thousands of rupees)	
B. NON-TAX REVENUE - Contd.	
(c) Other Non-Tax Revenue - Contd.	
(iii) Economic Services - Contd.	
1425 Other Scientific Research	
800 Other Receipts	97,34
Total - 1425	<u>97,34</u>
1452 Tourism	
800 Other Receipts	18,47
Total - 1452	<u>18,47</u>
1456 Civil Supplies	
800 Other Receipts	24,63
Total - 1456	<u>24,63</u>
1475 Other General Economic Services	
106 Fees for stamping weights and measure	19,17
Total - 1475	<u>19,17</u>

STATEMENT NO. 11 - Contd.

Heads	Actuals for 2006-2007
(In thousands of rupees)	
RECEIPT HEADS (REVENUE ACCOUNT) - Contd.	
B. NON-TAX REVENUE -Contd.	
(c) Other Non-Tax Revenue – Concl'd.	
(iii) Economic Services- Concl'd.	
Total - (iii) Economic Services	2,00,01,11
Total - (c) Other Non-Tax Revenue	2,83,63,93
Total - B. NON-TAX REVENUE	2,97,17,57
C. GRANTS-IN-AID AND CONTRIBUTIONS	
1601 Grants-in-aid from Central Government	
01 Non-plan Grants	
104 Grants under the proviso to Art.275(1) of the Constitution	2,62,94,00
109 Grants towards Contribution to Calamity Relief Fund	68,21,86
800 Other Grants	
<u>LAW, LEGISLATIVE AND JUSTICE</u>	
Reimbursement of G.I.'s Share of Election Expenditure for the financial year	8,78,14
Fast Track Courts	33,60
<u>HOME AFFAIRS</u>	
Modernisation of Police Force	2,05,89
Reimbursement of Security Related Expenditure	1,27,85
<u>EDUCATION</u>	
Scholarships to student from Non-Hindi speaking States for Post Metric studies in Hindi	17
<u>SPORTS AND YOUTH AFFAIRS</u>	
State Level NSS Cell	6,63
<u>EXPENDITURE</u>	
Panchayati Raj Institution	6,80,00
Maintenance of forest to states	20,00,00
Maintenance of Roads and Bridges	5,54,50

STATEMENT NO. 11 - Contd.

Heads	Actuals for 2006-2007
	(In thousands of rupees)
RECEIPT HEADS (REVENUE ACCOUNT) - Contd.	
C. GRANTS-IN-AID AND CONTRIBUTIONS -Contd.	
1601 Grants-in-aid from Central Government-Contd.	
01 Non-plan Grants-Concl.	
800 Other Grants -Concl.	
<u>EXPENDITURE-Concl.</u>	
Maintenance of Public Buildings to State Governments.	7,17,50
States specific needs	2,50,00
Heritage Conservation	1,25,00
<u>CONSUMER AFFAIRS</u>	
Consumer Welfare Fund	59,00
Total - 800	56,38,28
Total - 01	3,87,54,14
02 Grants for State/Union Territory Plan Schemes	
101 Block Grants	10,16,25,70
104 Grants under Proviso to Article 275 (1) of the Constitution	3,22,52
800 Other Grants	
<u>AGRICULTURE AND CO-OPERATION</u>	
Areas Programmes of Watershed Development Projects in Shifting Cultivation	5,00,00
<u>SURFACE TRANSPORT</u>	
Grant for Central Road Fund	16,43,00
<u>PANCHAYATI RAJ</u>	
Backward Regions Grant Fund(BRGF)	8,00,00
Total - 800	29,43,00
Total - 02	10,48,91,22
03 Grants for Central Plan Schemes	
800 Other Grants	
<u>AGRICULTURE AND CO-OPERATION</u>	
Agriculture Census	4,80
National Project on Organic Farming	41,28
Promotion and Strengthening of Agricultural Mechanisation through Training, Testing and demonstration	63,80

STATEMENT NO. 11 - Contd.

Heads	Actuals for 2006-2007
RECEIPT HEADS (REVENUE ACCOUNT)- Contd.	
(In thousands of rupees)	
C. GRANTS-IN-AID AND CONTRIBUTIONS –Contd.	
1601 Grants-in-aid from Central Government–Contd.	
03 Grants for Central Plan Schemes–Contd.	
800 Other Grants – Contd:	
<u>AGRICULTURE AND CO-OPERATION-Concl.</u>	
Strengthening of Database and Information Networking for the Fisheries Sector	7,45
Strengthening and Modernization of Plant Quarantine Facilities in India	3,31
Development & Strengthening of Seed Infrastructure Facilities	20,50
<u>HEALTH AND FAMILY WELFARE</u>	
National Iodine Deficiency Disorder Control Programme	10,00
<u>INDUSTRIES</u>	
Prime Minister Rojgar Yojana IInd release of Contingency Fund	42
PMRY- Central Sector Scheme-Training of Beneficiaries	3,95
<u>HOME AFFAIRS</u>	
Non Lapsable Central Pool of resources for the Development of Sub-transmission and Distribution in the states of North-Eastern Region and Sikkim	3,33,00
<u>RURAL DEVELOPMENT</u>	
National wasteland development project for rainfed area	58,23
Integrated Development of Community/Village.	85,52
<u>SPORTS AND YOUTH AFFAIRS</u>	
Grants for Construction of District Level Sports Complex at Ziro	1,60,00
Grants for Construction of State Level Sports Complex at Chimpu, Itanagar	2,00,00
NSS-Sacntion to N.E. States for implementation of Regular Activities	16
Grants for Construction of District Level Sports Complex at Yangli	50,00
Grants for construction of DSC of Yupia District Popumpare	71,00
<u>TOURISM</u>	
Being Central financial assistance received from MOI Govt. of India for C/O Guest House/Wayside amenities at Karsingsa, Itanagar	71,90
<u>OTHER GRANTS</u>	
Assistance for development of Itanagar Zoological Park	33,41
Grants-in-aid from GOI to State Govt. for implementation of Dist. Mental Health Programme	26,20
Assistance for development of Biological Park, Itanagar	53,00
Being grant-in-aid received from Ministry of youth affairs and sports GOI for construction of youth hostel building at Roing	10,00
Being the grant for Land Protection work Gohpur	38,66
Being the Grant for C/o Guest House for Nirjuli	2,03,70

STATEMENT NO. 11 - Contd.

Actuals for 2006-2007

Heads

RECEIPT HEADS (REVENUE ACCOUNT) - Contd.

(In thousands of rupees)

C. GRANTS-IN-AID AND CONTRIBUTIONS -Contd.

1601 Grants-in-aid from Central Government-Contd.

03 Grants for Central Plan Schemes-Contd.

800 Other Grants-Contd.

OTHER GRANTS-Contd.

Being the Grant for Dev, of Parking Places and Protection wall at Naharlagun Township	5,09,70
Being the Grant for Urban Roads at Hawai Township	78,00
Being the Grant for Infrastructure Development at Basar.	31,24
Being the Grant for C/o Storm Water Drainage Scheme (ph-1) for Along Town Master Plan area	2,23,70
Being the Estt of Regional coconut Nursery & Integrated Farming-Organic Manure	1,45
Financial assistance for the scheme Technology Development transfer for promotion of Horticulture	2,90
Being financial Assistance from GOI for C/o Indoor Stadium & improvement of sports complex at Along Town	1,30,84
Being the Computerisation of Arunachal Tourism under the Scheme of IT	45,00
Being the Devt. of Infrastructure at Gangā Lake, Itanagar	48,60
Being Central Govt. Grant for providing w/supply to Tawang Town Arunachal Pradesh	2,15,78
Being Central Govt. Grant for improvement of Water supply at Jairampur A.P.	1,83,13
Being the grant for construction of Cultural Hall at Yingkiong A.P.	97,33
Being the Grant for devt. of Parking places at Pasighat, A.P.	88,31
Being the Grant for construction of Shopping Complex at Namsai, A.P.	1,08,40
Being the Grant for Devt. Infrastructure at Yingkiong Town A.P.	1,23,86
Being the Grant for Crematory Cum-Burial Ground at Yingkiong, A.P.	26,60
Being the Grant for construction of Shopping Complex at Tezu, A.P.	91,24
Being the Grant for construction of Guest House at Hawai, A.P.	44,10
Being the Grant for construction of Guest House at Sagalee, A.P.	66,73
Being the Grant for construction of Guest House at Yingkiong Town, A.P.	75,03
Being the Grant for Devt. Parking places at Hawai Town, A.P.	40,76
Being the Grant for Strom Water drainage at Namsai, A.P.	79,02
Release of fund for Training Equipments Grants under financial year 2005-2006 (plan)	6,10
Release of Training Course fee IV Qtr. under State category Trg.Prog. for the year 2005-06 CPS	44
Being the C/o Guest House/Wayside amenities at Karyangsa, Itanagar received from MOT,GOI	13,34
Being the Devt. of Rural Tourism at Village Rengo Dist. East Siang	39,69
Being the course fee released for the 1st qtr. of 2006-07 against the specific to State	1,68

STATEMENT NO. 11 - Contd.

Heads	Actuals for 2006-2007
RECEIPT HEADS (REVENUE ACCOUNT) - Contd.	
(In thousands of rupees)	
C. GRANTS-IN-AID AND CONTRIBUTIONS -Contd.	
1601 Grants-in-aid from Central Government—Contd.	
03 Grants for Central Plan Schemes—Contd.	
800 Other Grants—Contd.	
<u>OTHER GRANTS—Concltd.</u>	
category trg prog 2006-07	
Being the Grant for NE schemes including Sikkim-c/o parking and shopping complex at Bomdila, Arunachal Pradesh	97,80
Being the grant for NE schemes including Sikkim-Infrastructure Development of Tawang AP.	99,20
C/o Tourist Complex at Parasuram Kund in Lohit District A.P.	3,70,15
Being the celebration Buddha Mahotsava festival at Tawang	4,00
Being the Celebration of Dree Festival at Ziro	1,00
Being the 10% Lumpsum Grant for NE Schemes including Sikkim-Road Network at Tawang, A.P.	1,18,00
Being the Restoration and Preservation of Historical Heritage of Stone Rampark at Yabgo Danbuh	2,26,58
Being the course fee released for the 2nd qtr, of-2006-07 against the State category Trg. Prog 2006-07	84
Being the C/o guest wayside Amenities on the Bank of S/river at Kuporijo in Subansiri district	13,08
Being the celebration at Siang River Festival 2006 at Tuting, AP.	8,00
Being the C/o Angling facilities centre at Bodak, AP (2) Celebration of Buddha Mohotsava at Tawang	3,18
Being the Central Government Grant for Augmentation of water supply at Namsai Township AP	2,02,30
Being the Grant for Infrastructure Development at Seppa Town, A.P.	1,67,00
Being the Devt. of Tourist Circuit in Dirak-Wakro Tezu-Hayuliang-Walong in AP	3,86,00
Being the Course fee for the 3rd quarter of 2006-07 against the specific to state category training prog.	1,94
Being the Grant for Naharlagun storm water Drainage Scheme AP	2,18,78
Being the Grant for Infrastructure Development at Secondary School, Koloriang	91,32
Being Central Financial Assistance to Arunachal Tourism under the scheme of Information Technology	25,00
Being the 1st instalment of CFA against Dev of Tourist Circuit Dirak, wahro, Tezu, Hayuliang	3,65,51
Being Central Assistance for multi media projection of CD Rom	78
Being the First Instalment for celebration of Mopin Nuokum Festival AP	4,00
Central Grant-in-aid for the scheme of S.J.S.R.Y. for the year 2006-07.	46,68
<u>STATISTICS</u>	
Conduct of Fifth Economic Census	23,09

STATEMENT NO. 11 - Contd.

Heads	Actuals for 2006-2007
RECEIPT HEADS (REVENUE ACCOUNT) - Contd.	
(In thousands of rupees)	
C. GRANTS-IN-AID AND CONTRIBUTIONS - Contd.	
1601 Grants-in-aid from Central Government- Contd.	
03 Grants for Central Plan Schemes-Concl'd.	
800 Other Grants- Concl'd.	
<u>STATISTICS -Concl'd.</u>	
State Sample Survey with NSS work in Arunachal Pradesh	84,00
<u>CONSUMER AFFAIRS</u>	
Strengthening of Legal Metrology Wing of the State/UTs	12,00
Integrated Project on Consumer Protection	2,57,80
Consumer awareness in States/UTs	18,75
Total - 800	67,70,04
Total - 03	67,70,04
04 Grants for Centrally Sponsored Plan Schemes	
800 Other grants	
<u>AGRICULTURE AND CO-OPERATION</u>	
Agriculture Census	32,45
Agricultural Statistics	11,25
HUDCO Grant for Model Village in AP	32,00
Implementation of Fodder Development Programme	10,00
Macro Management of Agriculture	17,60,00
Professional Efficiency Development	10,00
Improvement of Agricultural Statistics	46,33
Development of Inland Aquaculture and Fisheries	24,00
National Scheme of Welfare of Fishermen	32,00
National Project on Promotion of Organic Farming	29,41
Strengthening of Post Harvest Infrastructure	50,00
<u>ANIMAL HUSBANDRY AND VETERINARY</u>	
Production of Major Livestock Products	1,96
National Project on Rinderpest Era Programme	80,00
Assistance for Poultry Development	1,85,10
Integrated Sample Survey on Estimation of Production of Major Livestock Products	5,26
Central Assistance to State Poultry/Duck Farms	1,17,50
Conduct of Quinquennial Livestock Census	9,00
Control of Animal Diseases	77,58

STATEMENT NO. 11 - Contd.

Heads	Actuals for 2006-2007 (In thousands of rupees)
RECEIPT HEADS (REVENUE ACCOUNT) - Contd.	
C. GRANTS-IN-AID AND CONTRIBUTIONS - Contd.	
1601 Grants-in-aid from Central Government-Contd.	
04 Grants for Centrally Sponsored Plan Schemes-Contd.	
800 Other Grants-Contd.	
<u>ANIMAL HUSBANDRY AND VETERINARY - Concl.</u>	
Conservation of Threatened Breeds	50,00
<u>WOMEN AND CHILD DEVELOPMENT</u>	
Integrated Child Development Services (ICDS) Schemes	31,74,46
<u>LABOUR AND EMPLOYMENT</u>	
Establishment of Industrial Training Institutes(ITI'S) in the Northern Eastern States and Sikkim	1,35,62
New ITI at Yupia and Miao	34,31
<u>ENVIRONMENT AND FOREST</u>	
Tiger project	1,58,79
Eagle Nest Wildlife Sanctuary	4,72
Dehang Dibang Biosphere Reserve	37,77
Itanagar Sanctuary	8,19
Project Elephant	61,00
Central Assistance for Namdapha Tiger Reserve	75,00
National Park and Sanctuaries(Sessa Orchid Sanctuary)	15,00
National Park and Sanctuaries(D.Ering Sanctuary)	16,87
Assistance for development of Itanagar Zoo	30,00
Development of Parks & Sanctuaries - Mehao Sanctuary	12,00
Integrated Forest Protection Scheme	10,00
Assistance to States for Development of National Parks and Sanctuaries - Kamlang Wildlife Sanctuary	6,88
Debang Sanctuary, Arunachal Pradesh	14,94
Management of Gregarious Flowering of muli Bamboos.	75,00
<u>HEALTH AND FAMILY WELFARE</u>	
National Leprosy Eradication Programme	5,00
National Trachoma and Blindness Control Programme	22
Family Welfare Programme	2,24,99
National Iodine Deficiency Disorder Control Programme	7,25
National Programme for Control of Blindness	4,00
Pilot Project for supply of essential drugs	12,75
Scheme for Quality Control of Ayurveda, Siddha, Unani & Homeopathy drugs.	50,00
National Vector Borne Diseases Control Programme	1,52,00

STATEMENT NO. 11 - Contd.

Heads	Actuals for 2006-2007
RECEIPT HEADS (REVENUE ACCOUNT) - Contd.	
C. GRANTS-IN-AID AND CONTRIBUTIONS -Contd.	
(In thousands of rupees)	
1601 Grants-in-aid from Central Government-Contd.	
04 Grants for Centrally Sponsored Plan Schemes-Contd.	
800 Other Grants-Contd.	
<u>HEALTH AND FAMILY WELFARE -Concl.</u>	
Setting up of Specialty Clinic of Homeopathy	6,06,00
Prevention and Control of Diseases	2,00
<u>TEXTILE AND HANDICRAFTS</u>	
Workshed-cum-Housing Scheme for Handloom Weavers	94,33
Health Package Scheme	1,18,35
<u>RURAL DEVELOPMENT</u>	
Rajiv Gandhi National Drinking water mission(Accelerated rural water supply programme)	1,93,87,89
<u>EDUCATION</u>	
Appointment and Training of Hindi Teachers in non-Hindi Speaking States/UT's	3,00,13
Release of recurring grant for 6 DIETs of Arunachal Pradesh	49,97
Mid Day Meal Scheme	63,89
National Merit Scholarship Scheme	15
Information and Communication Technology	2,67,26
Scheme for Teacher Education	4,20,40
National Programme of Nutritional Support to Primary Education	22,56,01
<u>SURFACE TRANSPORT</u>	
Release of funds to various States/UT's out Economic Importance Scheme	5,95,00
<u>WATER RESOURCES</u>	
Command Area Development Programme	4,00,23
Rationalisation of Minor Irrigation	42,92
<u>NON-CONVENTIONAL ENERGY SOURCES</u>	
Integrated Rural Energy Programme	43,92
<u>URBAN DEVELOPMENT</u>	
Integrated Development of Small and Medium Towns	2,16,00
Urban water supply programme	10,88
<u>TRIBAL AFFAIRS</u>	
Hostels for ST Girls & Boys	21,44
Welfare of Scheduled Tribes	1,80,07
<u>PANCHAYATI RAJ</u>	
Rashtriya Gram Swaraj Yojana	47,57

STATEMENT NO. 11 – Concl.

Heads	Actuals for 2006-2007
(In thousands of rupees)	
RECEIPT HEADS (REVENUE ACCOUNT) – Concl.	
C. GRANTS-IN-AID AND CONTRIBUTIONS –Concl.	
1601 Grants-in-aid from Central Government- Concl.	
04 Grants for Centrally Sponsored Plan Schemes-Concl.	
800 Other Grants –Concl..	
<u>OTHER GRANTS.</u>	
Being 100% ICAR Share for implementation of Network Unit of AICRP	1,11
1st instalment of ICAR share during the year 2006-2007 for implementation of collaborating Network unit of AICRP on FMD, Nirjuli	1,11
Total - 800	<u>3,20,17,23</u>
Total - 04	<u>3,20,17,23</u>
05 Grants for Special Plan Schemes	
101 Schemes of North Eastern Council	45,29,59
Total - 05	<u>45,29,59</u>
Total - 1601	<u>18,69,62,22(a)</u>
Total - C. GRANTS-IN-AID AND CONTRIBUTIONS	<u>18,69,62,22</u>
TOTAL- RECEIPT HEAD (REVENUE ACCOUNT):	<u>25,92,17,66</u>

(a) Includes Rs. 1,88,78,63 thousands being the adjustment of previous years.

STATEMENT NO 12

DETAILED ACCOUNT OF EXPENDITURE BY MINOR HEADS

(In this statement figures in bold represent charged expenditure
and figures in italic represent Central Sector Schemes)

Heads	Non-Plan	Plan	Actuals for 2006-2007		Total
			Central Sector Schemes/ Centrally Sponsored Schemes		
(In thousands of rupees)					
EXPENDITURE HEADS (REVENUE ACCOUNT)					
A. GENERAL SERVICES					
(a) Organs of State					
2011	Parliament/State/Union Territory Legislatures.				
	02 State/Union Territory Legislatures				
	44,40				3,50,39
	3,05,99		
	101 Legislative Assembly				
	103 Legislative Secretariat				
	3,56,24		3,56,24
Total	02	44,40			7,06,63
		6,62,23	
Total-	2011	44,40			7,06,63
		6,62,23	
2012	President, Vice-President/Governor, Administrator of Union Territories				
	03 Governor/Administrator of Union Territories				
	090 Secretariat				
	49,61		49,61
	101 Emoluments and Allowances of the Governor/Administrator of Union Territories.				
	1,81		1,81
	102 Discretionary Grants				
	5,43		5,43
	103 Household Establishment				
	40,56		40,56
	105 Medical Facilities				
	9,04		9,04
	106 Entertainment Expenses				
	2,54		2,54
	107 Expenditure from Contract Allowance				
	4,21		4,21
	108 Tour Expenses				
	8,89		8,89
	800 Other Expenditure				
	21,24		21,24
Total	03	1,43,33	1,43,33

STATEMENT NO 12- Contd.

(In this statement figures in bold represent charged expenditure and figures in italic represent Central Sector Schemes)

Heads	Non-Plan	Plan	Actuals for 2006-2007		Total
			Central Sector Schemes/ Centrally Sponsored Schemes		
(In thousands of rupees)					
EXPENDITURE HEADS (REVENUE ACCOUNT) - Contd.					
A. GENERAL SERVICES-Contd.					
(a) Organs of State-Contd.					
2012	President, Vice-President/Governor, Administrator of Union Territories -Concl.				
Total- 2012					1,43,33
	1,43,33		
2013	Council of Ministers				
101	Salary of Ministers and Deputy Ministers	32,48	32,48
102	Sumptuary and Other Allowances	17,20	17,20
104	Entertainment and Hospitality Expenses	37,24	37,24
105	Discretionary Grant by Ministers	44,00	44,00
108	Tour Expenses	43,46	43,46
800	Other Expenditure	2,41,82	2,41,82
Total- 2013					4,16,20
	4,16,20		
2014	Administration of Justice				
102	High Courts	76,81	76,81
114	Legal Advisers and Counsels	9,34	9,34
800	Other Expenditure	15,67	...	21,76	37,43
Total- 2014				21,76	1,23,58
	1,01,82		
2015	Elections				
102	Electoral Officers	2,23,78	2,23,78
103	Preparation and Printing of Electoral Rolls	46,92	46,92
106	Charges for Conduct of Elections to State/Union Territory Legislature	31,74	31,74
107	Election Tribunals	1,40	1,40

STATEMENT NO 12- Contd.

(In this statement figures in bold represent charged expenditure and figures in italic represent Central Sector Schemes)

Heads	Non-Plan	Plan	Actuals for 2006-2007		Total
			Central Sector Schemes/ Centrally Sponsored Schemes		
(In thousands of rupees)					
EXPENDITURE HEADS (REVENUE ACCOUNT) - Contd.					
A. GENERAL SERVICES-Contd.					
(a) Organs of State-Concltd.					
2015 Election-Concltd.					
108 Issue of Photo Identity - Cards to Voters	1,78,60		1,78,60
Total- 2015	4,82,44		4,82,44
Total- (a) Organs of State	1,87,73 16,62,69	...	21,76		18,72,18
(b) Fiscal Services					
(ii) Collection of Taxes on Property and Capital Transactions					
2029 Land Revenue					
103 Land Records	1,58,01		1,58,01
Total- 2029	1,58,01		1,58,01
2030 Stamps and Registration					
02 Stamps - Non-Judicial					
101 Cost of Stamps	36,03		36,03
Total 02	36,03		36,03
Total- 2030	36,03		36,03
Total- (ii) Collection of Taxes on Property and Capital Transactions	1,94,04		1,94,04
(iii) Collection of Taxes on Commodities and Services					
2039 State Excise					
001 Direction and Administration	2,69,38		2,69,38
Total- 2039	2,69,38		2,69,38

STATEMENT NO 12- Contd.

(In this statement figures in bold represent charged expenditure and figures in-italic represent Central Sector Schemes)

Heads	Non-Plan	Plan	Actuals for 2006-2007		Total
			Central Sector Schemes/ Centrally Sponsored Schemes		
(In thousands of rupees)					
EXPENDITURE HEADS (REVENUE ACCOUNT) - Contd.					
A. GENERAL SERVICES-Contd.					
(b) Fiscal Services-Concl.					
(iii) Collection of Taxes on Commodities and Services -Concl.					
2045	Other Taxes and Duties on Commodities and Services				
502	Expenditure Awaiting to Transfer (EAT)	11,12	11,12
Total-	2045	11,12	11,12
Total-	(iii) Collection of Taxes on Commodities and Services	2,80,50	2,80,50
(iv) Other Fiscal Services					
2047	Other Fiscal Services				
103	Promotion of Small Savings	19,01	12,88	...	31,89
Total-	2047	19,01	12,88	...	31,89
Total-	(iv) Other Fiscal Services	19,01	12,88	...	31,89
Total-	(b) Fiscal Services	4,93,55	12,88	...	5,06,43
(c) Interest payment and servicing of Debt					
2048	Appropriation for Reduction or avoidance of debt				
101	Sinking Funds	10,00,00	10,00,00
200	Other Appropriations	2,76,00	2,76,00
Total-	2048	12,76,00	12,76,00
2049	Interest Payments				
01	Interest on Internal Debt				
101	Interest on Market Loans	25,27,79	25,27,79

STATEMENT NO 12- Contd.

(In this statement figures in bold represent charged expenditure and figures in italic represent Central Sector Schemes)

Heads	Non-Plan	Plan	Actuals for 2006-2007		Total
			Central Sector Schemes/ Centrally Sponsored Schemes		
(In thousands of rupees)					
EXPENDITURE HEADS (REVENUE ACCOUNT) - Contd.					
A. GENERAL SERVICES-Contd.					
(c) Interest payment and servicing of Debt-Contd.					
2049 Interest Payments-Contd.					
01 Interest on Internal Debt-Concl'd.					
123	Interest on Special Securities issued to National Small Savings Fund of the Central Government by State Government	36,18,60	<u>36,18,60</u>
200	Interest on Other Internal Debts	25,00,21	25,00,21
Total	01	86,46,60	<u>86,46,60</u>
03 Interest on Small Savings, Provident Funds etc.					
104	Interest on State Provident Funds	35,07,00	35,07,00
108	Interest on Insurance and Pension Fund	3,63,00	3,63,00
Total	03	38,70,00	<u>38,70,00</u>
04 Interest on Loans and Advances from Central Government					
101	Interest on Loans for State/Union Territory Plan Schemes	48,60,22	48,60,22
102	Interest on Loans for Central Plan Schemes	2,00,37	2,00,37
103	Interest on Loans for Centrally Sponsored Plan Schemes	81,41	81,41
104	Interest on Loans for Non-Plan Schemes	94,84	94,84
106	Interest on Ways and Means Advances	8,18,36	8,18,36
Total	04	60,55,20	<u>60,55,20</u>
60 Interest on Other Obligations					
701	Miscellaneous	2,04,61	2,04,61

STATEMENT NO 12- Contd.

(In this statement figures in bold represent charged expenditure
and figures in italic represent Central Sector Schemes)

Heads	Non-Plan	Plan	Actuals for 2006-2007		Total
			Central Sector Schemes/ Centrally Sponsored Schemes		
(In thousands of rupees)					
EXPENDITURE HEADS (REVENUE ACCOUNT) - Contd.					
A. GENERAL SERVICES -Contd.					
(c) Interest payment and servicing of Debt -Concl'd.					
2049 Interest Payments-Concl'd.					
Total	60				
	2,04,61		2,04,61
Total-	2049				
	1,87,76,41		1,87,76,41
Total-	(c) Interest payment and servicing of Debt				
	2,00,52,41		2,00,52,41
(d) Administrative Services					
2051 Public Service Commission					
	102 State Public Service Commission				
	1,45,01		1,45,01
Total-	2051				
	1,45,01		1,45,01
2052 Secretariat General Services					
	090 Secretariat				
	24,84,28	31,39	<i>11,33</i>		25,27,00
	091 Attached Offices				
	3,54,30		3,54,30
Total-	2052				
	28,38,58	31,39	<i>11,33</i>		28,81,30
2053 District Administration					
	093 District Establishments				
	45,45,97		45,45,97
	094 Other Establishments				
	3,15,85		3,15,85
	101 Commissioners				
	60,38		60,38
Total-	2053				
	49,22,20		49,22,20
2054 Treasury and Accounts Administration					
	095 Directorate of Accounts and Treasuries				
	1,66,18		1,66,18
	097 Treasury Establishment				
	2,60,79		2,60,79

STATEMENT NO.12- Contd.

(In this statement figures in bold represent charged expenditure and figures in italic represent Central Sector Schemes)

Heads	Non-Plan	Plan	Actuals for 2006-2007		Total
			Central Sector Schemes/ Centrally Sponsored Schemes		
(In thousands of rupees)					
EXPENDITURE HEADS (REVENUE ACCOUNT) - Contd.					
A. GENERAL SERVICES-Contd.					
(d) Administrative Services-Contd.					
2054 Treasury and Accounts Administration-Concl'd.					
098 Local Fund Audit	1,00,48	1,00,48
Total- 2054	5,27,45	5,27,45
2055 Police					
001 Direction and Administration	3,48,99	3,48,99
101 Criminal Investigation and Vigilance	1,49	1,49
104 Special Police	37,80,77	37,80,77
109 District Police	51,31,08	51,31,08
113 Welfare of Police Personnel	14,20	14,20
114 Wireless and Computers	9,12,33	9,12,33
115 Modernisation of Police Force	6,08,64	...	6,08,64
117 Internal Security	1,57,30	1,57,30
Total- 2055	1,03,46,16	...	6,08,64	...	1,09,54,80
2056 Jails					
001 Direction and Administration	1,10,50	1,10,50
Total- 2056	1,10,50	1,10,50
2058 Stationery and Printing					
103 Government Presses	77,58	96,01	1,73,59
Total- 2058	77,58	96,01	1,73,59

STATEMENT NO 12- Contd.

(In this statement figures in bold represent charged expenditure and figures in italic represent Central Sector Schemes)

Heads	Non-Plan	Plan	Actuals for 2006-2007		Total
			Central Sector Schemes/ Centrally Sponsored Schemes		
(In thousands of rupees)					
EXPENDITURE HEADS (REVENUE ACCOUNT) - Contd.					
A. GENERAL SERVICES-Contd.					
(d) Administrative Services-Contd.					
2059 Public Works					
01 Office Buildings					
053 Maintenance and Repairs	87		87
Total	87		87
60 Other Buildings					
053 Maintenance and Repairs	7,23,55		7,23,55
Total	7,23,55		7,23,55
80 General					
001 Direction and Administration	37,67,12		37,67,12
799 Suspense	60,10		60,10
800 Other Expenditure	3,23,96	5,28,60	...		8,52,56
Total	41,51,18	5,28,60	...		46,79,78
Total-	48,75,60	5,28,60	...		54,04,20
2070 Other Administrative Services					
001 Direction and Administration	36,34		36,34
105 Special Commission of Enquiry	32,27		32,27
108 Fire Protection and Control	1,92,08		1,92,08
115 Guest Houses, Government Hostels etc.	98		98
800 Other Expenditure	2,15,53		2,15,53
Total-	4,77,20		4,77,20

STATEMENT NO 12- Contd.

(In this statement figures in bold represent charged expenditure and figures in italic represent Central Sector Schemes)

Heads	Non-Plan	Plan	Actuals for 2006-2007		Total
			Central Sector Schemes/ Centrally Sponsored Schemes		
(In thousands of rupees)					
EXPENDITURE HEADS (REVENUE ACCOUNT) - Contd.					
A. GENERAL SERVICES-Concl.					
(d) Administrative Services-Concl.					
Total- (d) Administrative Services	1,45.01		<i>11.33</i>		2,55,96,25
	2,41,75,27	6,56,00	6,08.64		
(e) Pensions and Miscellaneous General Services					
(* 2071 Pensions and Other Retirement Benefits					
01 Civil					
101 Superannuation and Retirement Allowances	70,86,29		70,86,29
102 Commuted Value of Pensions	2,75		2,75
104 Gratuities	7,91,43		7,91,43
105 Family Pensions	1,85		1,85
Total 01	78,82,32		78,82,32
Total- 2071	78,82,32		78,82,32
2075 Miscellaneous General Services					
103 State Lotteries	50,48		50,48
800 Other Expenditure	12		12
Total- 2075	50,60		50,60
Total- (e) Pensions and Miscellaneous General Services	79,32,92		79,32,92
Total -A. GENERAL SERVICES	2,03,85,15		<i>33.09</i>		5,59,60,19
	3,42,64,43	6,68,88	6,08.64		

(*) As per information furnished by the State Government, the categories and numbers of pensioners drawing pension as on 31st March, 2007 are :- (i) Pension authorised during the period of A.G. (A&E) : 2500 Nos. approx.
(ii) Superannuation /Retiring Pensions authorized : 9440 Nos. approx.
(iii) Family Pension authorized: 4370 Nos. approx.
(iv) Political Pension : 97 Nos. approx.

STATEMENT NO 12- Contd.

(In this statement figures in bold represent charged expenditure and figures in italic represent Central Sector Schemes)

Heads	Non-Plan	Plan	Actuals for 2006-2007		
			Central Sector Schemes/ Centrally Sponsored Schemes	Total	
(In thousands of rupees)					
EXPENDITURE HEADS (REVENUE ACCOUNT) - Contd.					
B. SOCIAL SERVICES					
(a) Education, Sports, Art and Culture					
2202	General Education				
01	Elementary Education				
001	57,91,82	54,02,03	...	1,11,93,85	
102	...	1,00,00	...	1,00,00	
107	1,54,95	1,54,95	
108	...	68	...	68	
109	...	6,90,00	...	6,90,00	
110	...	9,36	...	9,36	
800	...	10,98,89	7,03,32 20,42,08	38,44,29	
Total	01	57,91,82	73,00,96	8,58,27 20,42,08	1,59,93,13
02	Secondary Education				
106	...	2,50,00	...	2,50,00	
107	...	2,50,27	...	2,50,27	
108	27,08	11,71	...	38,79	
109	21,97,06	17,46,90	...	39,43,96	
110	...	50,00	...	50,00	
800	1,00	...	2,55	3,55	
Total	02	22,25,14	23,08,88	2,55	45,36,57
03	University and Higher Education				
001	5,51,87	77,64	...	6,29,51	
102	8,59,00	8,59,00	

STATEMENT NO 12- Contd.

(In this statement figures in bold represent charged expenditure and figures in italic represent Central Sector Schemes)

Heads	Non-Plan	Plan	Actuals for 2006-2007		Total
			Central Sector Schemes/ Centrally Sponsored Schemes		
(In thousands of rupees)					
EXPENDITURE HEADS (REVENUE ACCOUNT) - Contd.					
B. SOCIAL SERVICES-Contd.					
(a) Education, Sports, Art and Culture-Contd.					
2202 General Education-Concl'd.					
03 University and Higher Education- Concl'd.					
103	Government Colleges and Institutes	...	3,42.69	...	3,42.69
104	Assistance to Non- Government Colleges and Institutes	...	5.00	...	5.00
107	Scholarships	...	3,23.86	...	3,23.86
800	Other Expenditure	...	8.25	13.90	22.15
Total	03	14,10.87	7,57.44	13.90	21,82.21
04 Adult Education					
001	Direction and Administration	57.38	1,58.64	...	2,16.02
800	Other Expenditure	15.71	15.71
Total	04	57.38	1,58.64	15.71	2,31.73
80 General					
001	Direction and Administration	1,40.37	1,09.83	...	2,50.20
Total	80	1,40.37	1,09.83	...	2,50.20
Total-	2202	96,25.58	1,06,35.75	8,60.82 20,71.69	2,31,93.84
2204 Sports and Youth Services					
001	Direction and Administration	7.34	3,02.54	...	3,09.88
101	Physical Education	72.34	1,42.23	...	2,14.57
102	Youth Welfare Programmes for Students	...	2.00	...	2.00
104	Sports and Games	...	40.30	...	40.30

STATEMENT NO 12- Contd.

(In this statement figures in bold represent charged expenditure and figures in italic represent Central Sector Schemes)

Heads	Non-Plan	Plan	Actuals for 2006-2007		Total
			Central Sector Schemes/ Centrally Sponsored Schemes		
(In thousands of rupees)					
EXPENDITURE HEADS (REVENUE ACCOUNT) - Contd.					
B. SOCIAL SERVICES-Contd.					
(a) Education, Sports, Art and Culture-Concl.					
2204 Sports and Youth Services-Concl.					
800 Other Expenditure	3,59,69		3,59,69
Total- 2204	4,39,37	4,87,07	...		9,26,44
2205 Art and Culture					
001 Direction and Administration	1,47,04	2,04,01	...		3,51,05
102 Promotion of Arts and Culture	74,71	69,69	...		1,44,40
103 Archaeology	13,81	4,43	...		18,24
104 Archives	6,20	2,79	...		8,99
105 Public Libraries	73,09	61,72	...		1,34,81
106 Archaeological Survey	6,35	9,12	...		15,47
107 Museums	20,59	15,57	...		36,16
Total- 2205	3,41,79	3,67,33	...		7,09,12
Total- (a) Education, Sports, Art and Culture	1,04,06,74	1,14,90,15	8,60,82 20,71,69		2,48,29,40
(b) Health and Family Welfare					
2210 Medical and Public Health					
01 Urban Health Services-Allopathy					
001 Direction and Administration	2,08,51	2,01,32	...		4,09,83
103 Central Government Health Scheme	1,44,17		1,44,17
104 Medical Store Depots	3,56	2	...		3,58
Total 01	2,12,07	2,01,34	1,44,17		5,57,58

STATEMENT NO 12- Contd.

(In this statement figures in bold represent charged expenditure and figures in italic represent Central Sector Schemes)

Heads	Non-Plan	Plan	Actuals for 2006-2007	
			Central Sector Schemes/ Centrally Sponsored Schemes	Total
(In thousands of rupees)				
EXPENDITURE HEADS (REVENUE ACCOUNT) - Contd.				
B. SOCIAL SERVICES-Contd.				
(b) Health and Family Welfare-Contd.				
2210 Medical and Public Health-Contd.				
02 Urban Health Services -Other system of medicines				
101 Ayurveda	1,67	1,67
102 Homeopathy	57,13	57,13
Total 02	58,80	58,80
03 Rural Health Services-Allopathy				
110 Hospitals and Dispensaries	51,33,05	7,85,70	...	59,18,75
Total 03	51,33,05	7,85,70	...	59,18,75
04 Rural Health Services-Other Systems of Medicine				
101 Ayurveda	9,85	1,81	...	11,66
102 Homeopathy	1,28,69	3,30,58	...	4,59,27
Total 04	1,38,54	3,32,39	...	4,70,93
05 Medical Education, Training and Research				
105 Allopathy	81,40	36,91	...	1,18,31
Total 05	81,40	36,91	...	1,18,31
06 Public Health				
001 Direction and Administration	19,15	23,45	...	42,60
101 Prevention and Control of Diseases	13,04,28	2,66,36	...	15,70,64
112 Public Health Education	5,88	5,88
Total 06	13,29,31	2,89,81	...	16,19,12

STATEMENT NO 12- Contd.

(In this statement figures in bold represent charged expenditure and figures in italic represent Central Sector Schemes)

Heads	Non-Plan	Plan	Actuals for 2006-2007	
			Central Sector Schemes/ Centrally Sponsored Schemes	Total
(In thousands of rupees)				
EXPENDITURE HEADS (REVENUE ACCOUNT) - Contd.				
B. SOCIAL SERVICES-Contd.				
(b) Health and Family Welfare-Concl.				
2210 Medical and Public Health-Concl.				
Total- 2210	68,94,37	16,46,15	2,02,97	87,43,49
2211 Family Welfare				
001 Direction and Administration	2,70,12	2,70,12
003 Training	9,00	9,00
101 Rural Family Welfare Services	1,75,48	1,75,48
102 Urban Family Welfare Services	64,97	64,97
Total- 2211	5,19,57	5,19,57
Total- (b) Health and Family Welfare	68,94,37	16,46,15	7,22,54	92,63,06
(c) Water Supply, Sanitation, Housing and Urban Development				
2215 Water Supply and Sanitation				
01 Water Supply				
102 Rural water supply programmes	10,65,76	24,94,92	...	35,60,68
800 Other Expenditure	1,07,84,91	1,07,84,91
Total 01	10,65,76	24,94,92	1,07,84,91	1,43,45,59
02 Sewerage and Sanitation				
105 Sanitation Services	...	1,00,00	...	1,00,00
800 Other Expenditure	...	6,01,13	...	6,01,13
Total 02	...	7,01,13	...	7,01,13

STATEMENT NO 12- Contd.

(In this statement figures in bold represent charged expenditure and figures in italic represent Central Sector Schemes)

Heads	Non-Plan	Plan	Actuals for 2006-2007		Total
			Central Sector Schemes/ Centrally Sponsored Schemes		
(In thousands of rupees)					
EXPENDITURE HEADS (REVENUE ACCOUNT) - Contd.					
B. SOCIAL SERVICES-Contd.					
(c) Water Supply, Sanitation, Housing and Urban Development -Contd.					
2215 Water Supply and Sanitation-Concl'd.					
Total- 2215	10,65,76	31,96,05	1,07,84,91		1,50,46,72
2216 Housing					
05 General Pool Accommodation					
800 Other Expenditure	3,24,01		3,24,01
Total 05	3,24,01		3,24,01
80 General					
800 Other Expenditure	...	8,79,62	...		8,79,62
Total 80	...	8,79,62	...		8,79,62
Total- 2216	3,24,01	8,79,62	...		12,03,63
2217 Urban Development					
03 Integrated Development of Small and Medium Towns					
191 Assistance to Local bodies Corporations, Urban Development Authorities, Town Improvement Boards etc	25,46	13,97	...		39,43
Total 03	25,46	13,97	...		39,43
80 General					
001 Direction and Administration	3,08,77		3,08,77
Total: 80	3,08,77		3,08,77

STATEMENT NO 12- Contd.

(In this statement figures in bold represent charged expenditure and figures in *italic* represent Central Sector Schemes)

Heads	Non-Plan	Plan	Actuals for 2006-2007		Total
			Central Sector Schemes/ Centrally Sponsored Schemes		
(In thousands of rupees)					
EXPENDITURE HEADS (REVENUE ACCOUNT) - Contd.					
B. SOCIAL SERVICES-Contd.					
(c) Water Supply, Sanitation, Housing and Urban Development –Concl.					
2217 Urban Development-Concl.					
Total-	2217				
		3,34,23	13,97	...	3,48,20
Total-	(c) Water Supply, Sanitation, Housing and Urban Development	17,24,00	40,89,64	1,07,84,91	1,65,98,55
(d) Information and Broadcasting					
2220 Information and Publicity					
60 Others					
	001 Direction and Administration	2,79,21	1,61,57	...	4,40,78
Total	60	2,79,21	1,61,57	...	4,40,78
Total-	2220	2,79,21	1,61,57	...	4,40,78
Total-	(d) Information and Broadcasting	2,79,21	1,61,57	...	4,40,78
(f) Labour and Labour Welfare					
2230 Labour and Employment					
01 Labour					
	001 Direction and Administration	34,68	67,99	...	1,02,67
Total	01	34,68	67,99	...	1,02,67
02 Employment Service					
	001 Direction and Administration	...	29,04	...	29,04
Total	02	...	29,04	...	29,04

STATEMENT NO 12- Contd.

(In this statement figures in bold represent charged expenditure and figures in italic represent Central Sector Schemes)

Heads	Non-Plan	Plan	Actuals for 2006-2007	
			Central Sector Schemes/ Centrally Sponsored Schemes	Total
(In thousands of rupees)				
EXPENDITURE HEADS (REVENUE ACCOUNT) - Contd.				
B. SOCIAL SERVICES-Contd.				
(f) Labour and Labour Welfare-Concltd.				
2230 Labour and Employment-Concltd.				
03 Training				
101 Industrial Training Institutes	59,79	62,95	47,96	1,70,70
102 Apprenticeship Training	67	67
Total 03	59,79	62,95	48,63	1,71,37
Total- 2230	94,47	1,59,98	48,63	3,03,08
Total- (f) Labour and Labour Welfare	94,47	1,59,98	48,63	3,03,08
(g) Social Welfare and Nutrition				
(*) 2235 Social Security and Welfare				
01 Rehabilitation				
001 Direction and Administration	1,03,60	1,03,60
200 Other Relief Measures	25,00	25,00
Total 01	1,28,60	1,28,60
02 Social Welfare				
001 Direction and Administration	...	1,51,50	...	1,51,50
103 Women's Welfare	30,00	1,00	...	31,00
104 Welfare of Aged, Infirm and Destitute	...	13,00	...	13,00
107 Assistance to Voluntary Organisations	...	15,00	...	15,00
200 Other programmes	1,78,97	65,00	...	2,43,97

The information regarding Social pensioner is awaited from the Government (October,2007).

STATEMENT NO 12- Contd.

(In this statement figures in bold represent charged expenditure and figures in italic represent Central Sector Schemes)

Heads	Non-Plan	Plan	Actuals for 2006-2007	
			Central Sector Schemes/ Centrally Sponsored Schemes	Total
(In thousands of rupees)				
EXPENDITURE HEADS (REVENUE ACCOUNT) - Contd.				
B. SOCIAL SERVICES-Contd.				
(g) Social Welfare and Nutrition-Contd.				
2235 Social Security and Welfare-Concltd.				
800 Other Expenditure	...	40,46	25,49,24	25,89,70
Total 02	2,08,97	2,85,96	25,49,24	30,44,17
60 Other Social Security and Welfare Programmes				
102 Pensions under Social Security Schemes	...	4,28,50	...	4,28,50
104 Deposit Linked Insurance Scheme-Govt.P.F.	42,95	42,95
200 Other Programmes	1,66 5,55	9,00	...	16,21
800 Other Expenditure	13,52	13,52
Total 60	15,18 48,50	4,37,50	...	5,01,18
Total- 2235	15,18 3,86,07	7,23,46	25,49,24	36,73,95
2236 Nutrition				
02 Distribution of Nutritious Food and Beverages				
101 Special Nutrition Programmes	10,00	3,03,74	3,79,84	6,93,58
Total 02	10,00	3,03,74	3,79,84	6,93,58
Total- 2236	10,00	3,03,74	3,79,84	6,93,58
2245 Relief on Account of Natural Calamities				
02 Floods, Cyclones etc.				
101 Gratuitous Relief	7,82,86 28,42,50	36,25,36
Total 02	7,82,86 28,42,50	36,25,36

STATEMENT NO 12- Contd.

(In this statement figures in bold represent charged expenditure
and figures in italic represent Central Sector Schemes)

Heads	Non-Plan	Plan	Actuals for 2006-2007		Total
			Central Sector Schemes/ Centrally Sponsored Schemes		
(In thousands of rupees)					
EXPENDITURE HEADS (REVENUE ACCOUNT) - Contd.					
B. SOCIAL SERVICES-Concl.					
(g) Social Welfare and Nutrition-Concl.					
2245 Relief on Account of Natural Calamities- Concl.					
80 General					
800 Other Expenditure					
	36,53,00		36,53,00
Total	80		36,53,00		36,53,00
Total-	2245		44,35,86		72,78,36
			28,42,50		
Total- (g)	Social Welfare and Nutrition	15,18 3,96,07	10,27,20	73,64,94 28,42,50	1,16,45,89
(h) Others					
2251 Secretariat- Social Services					
090 Secretariat					
		2,78,39	2,78,39
Total-	2251	2,78,39	2,78,39
Total- (h)	Others	2,78,39	2,78,39
Total B. SOCIAL SERVICES		15,18 2,00,73,25	1,85,74,69	89,96,93 1,56,99,10	6,33,59,15

STATEMENT NO 12- Contd.

(In this statement figures in bold represent charged expenditure and figures in italic represent Central Sector Schemes)

Heads	Non-Plan	Plan	Actuals for 2006-2007		Total
			Central Sector Schemes/ Centrally Sponsored Schemes		
(In thousands of rupees)					
EXPENDITURE HEADS (REVENUE ACCOUNT) - Contd.					
C. ECONOMIC SERVICES					
(a) Agriculture and Allied Activities					
2401 Crop Husbandry					
001 Direction and Administration	9,86,82	10,68,34	...		20,55,16
103 Seeds	3,16,42	40,00	22,43		3,78,85
104 Agricultural Farms	1,02,31	25,00	...		1,27,31
105 Manures and Fertilisers	34,34	69,75	...		1,04,09
107 Plant Protection	94,59	32,00	...		1,26,59
108 Commercial Crops	35,95	1,55,00	5,03		1,95,98
109 Extension and Farmers' Training	2,08,02	32,22	...		2,40,24
111 Agricultural Economics and Statistics	36,56		36,56
113 Agricultural Engineering	32	27,54	...		27,86
119 Horticulture and Vegetable Crops	4,22,61	81,90	...		5,04,51
800 Other Expenditure	...	3,00,00	25,89,72		28,89,72
Total- 2401	22,01,38	18,31,75	26,53,74		66,86,87
2402 Soil and Water Conservation					
001 Direction and Administration	7,42,80	6,27,27	...		13,70,07
101 Soil Survey and Testing	21,27	1,00	...		22,27
103 Land Reclamation and Development	...	1,00	1,13,56		1,14,56
109 Extension and Training	18,71	25	...		18,96
800 Other Expenditure	1,56,32	98,00	...		2,54,32
Total- 2402	9,39,10	7,27,52	1,13,56		17,80,18

STATEMENT NO 12- Contd.

(In this statement figures in bold represent charged expenditure
and figures in italic represent Central Sector Schemes)

Heads	Non-Plan	Plan	Actuals for 2006-2007		Total
			Central Sector Schemes/ Centrally Sponsored Schemes		
(In thousands of rupees)					
EXPENDITURE HEADS (REVENUE ACCOUNT) - Contd.					
C. ECONOMIC SERVICES-Contd.					
(a) Agriculture and Allied Activities-Contd.					
2403	Animal Husbandry				
001	2,66,21	1,06,10	3,72,31
101	5,05,12	4,28,04	9,33,16
102	3,44,46	1,02,54	4,47,00
103	40,22	44,61	84,83
104	50,94	4,47	55,41
105	49,03	18,07	67,10
106	...	56,49	56,49
107	58,69	43,87	1,02,56
109	21,90	49,87	71,77
800	1,15,49	...	2,51,33
			1,35,84	...	
Total-	2403		1,15,49	...	24,41,96
		13,36,57	8,54,06	1,35,84	
2404	Dairy Development				
102	29,99	25,80	55,79
Total-	2404		55,79
		29,99	25,80	...	
2405	Fisheries				
001	2,10,82	1,79,93	3,90,75
101	2,87	45,03	47,90
109	...	1,19	1,19
800	19,05	...	19,05

STATEMENT NO 12- Contd.

(In this statement figures in bold represent charged expenditure
and figures in italic represent Central Sector Schemes)

Heads	Non-Plan	Plan	Actuals for 2006-2007		Total
			Central Sector Schemes/ Centrally Sponsored Schemes		
(In thousands of rupees)					
EXPENDITURE HEADS (REVENUE ACCOUNT) - Contd.					
C. ECONOMIC SERVICES-Contd.					
(a) Agriculture and Allied Activities-Contd.					
2405 Fisheries-Concltd.					
Total- 2405	2,13,69	2,26,15	19,05		4,58,89
2406 Forestry and Wild Life					
01 Forestry					
001 Direction and Administration	17,84,08	4,50,38	...		22,34,46
003 Education and Training	39,68	7,03	...		46,71
004 Research	83,98	1,15,68	...		1,99,66
005 Survey and Utilization of Forest Resources	81,55	10,41	...		91,96
070 Communications and Buildings	...	1,31,23	...		1,31,23
101 Forest Conservation, Development and Regeneration	31,70	65,75	...		97,45
102 Social and Farm Forestry	3,92,48	1,04,54	...		4,97,02
105 Forest Produce	53,81	13,69	...		67,50
800 Other Expenditure	21	12,96	...		13,17
Total 01	24,67,49	9,11,67	...		33,79,16
02 Environmental Forestry and Wild Life					
110 Wild Life Preservation	2,17,80	1,56,44	2,03,84 5,73,09		11,51,17
111 Zoological Park	89,24	67,17	...		1,56,41
112 Public Gardens	17,91	1,30,17	...		1,48,08
800 Other Expenditure	...	21,54,14	...		21,54,14
Total 02	3,24,95	25,07,92	2,03,84 5,73,09		36,09,80

STATEMENT NO 12- Contd.

(In this statement figures in bold represent charged expenditure
and figures in italic represent Central Sector Schemes)

Heads	Non-Plan	Plan	Actuals for 2006-2007		Total
			Central Sector Schemes/ Centrally Sponsored Schemes		
(In thousands of rupees)					
EXPENDITURE HEADS (REVENUE ACCOUNT) - Contd.					
C. ECONOMIC SERVICES-Contd.					
(a) Agriculture and Allied Activities-Contd.					
2406 Forestry and Wild Life-Concl'd.					
Total-	2406			<i>2,03,84</i> 5,73,09	69,88,96
2408 Food, Storage and Warehousing					
01 Food					
102 Food Subsidies					
					12,36
Total	01				12,36
02 Storage and Warehousing					
001 Direction and Administration					
					20,02,42
101 Rural Godowns Programme					
					(-) 79
190 Assistance to Public Sector and Other Undertakings					
					14,93,15
Total	02				34,94,78
Total-	2408				35,07,14
2415 Agricultural Research and Education					
01 Crop Husbandry					
004 Research					
					64,83
277 Education					
					2,50
Total	01				67,33
03 Animal Husbandry					
004 Research					
					59,77
Total	03				59,77
Total-	2415				1,27,10

(a) Minus expenditure is due to recoveries being more than expenditure during the year.

STATEMENT NO 12- Contd.

(In this statement figures in bold represent charged expenditure and figures in italic represent Central Sector Schemes)

Heads	Non-Plan	Plan	Actuals for 2006-2007		Total
			Central Sector Schemes/ Centrally Sponsored Schemes		
(In thousands of rupees)					
EXPENDITURE HEADS (REVENUE ACCOUNT) - Contd.					
C. ECONOMIC SERVICES-Contd.					
(a) Agriculture and Allied Activities-Concl.					
2425	Co-operation				
001	Direction and Administration	2,15,97	1,63,09	95,99	4,75,05
Total-	2425	2,15,97	1,63,09	95,99	4,75,05
2435	Other Agricultural Programmes				
01	Marketing and Quality Control				
101	Marketing Facilities	28,16	53,98	...	82,14
Total	01	28,16	53,98	...	82,14
Total-	2435	28,16	53,98	...	82,14
Total-	(a) Agriculture and Allied Activities	1,13,26,01	73,67,47	3,19,33 35,91,27	2,26,04,08
(b) Rural Development					
2501	Special Programmes for Rural Development				
01	Integrated Rural Development Programme (*)				
001	Direction and Administration	4,27,03	4,27,03
101	Subsidy to District Rural Development Agencies	...	1,02,00	66,01	1,68,01
800	Other Expenditure	...	12,74	4,02,03	4,14,77
Total	01	...	1,14,74	8,95,07	10,09,81
04	Integrated Rural Energy Planning Programme				
109	Monitoring	20,08	20,08
Total	04	20,08	20,08

The discrepancy in the accounting classification between budget document and the Prescribed head of Accounts is under correspondence with the State Government (October, 2007)

STATEMENT NO 12- Contd.

(In this statement figures in bold represent charged expenditure and figures in italic represent Central Sector Schemes)

Heads	Non-Plan	Plan	Actuals for 2006-2007		Total
			Central Sector Schemes/ Centrally Sponsored Schemes		
(In thousands of rupees)					
EXPENDITURE HEADS (REVENUE ACCOUNT) - Contd.					
C. ECONOMIC SERVICES-Contd.					
(b) Rural Development-Concl.					
2501	Special Programmes for Rural Development -Concl.				
Total- 2501	...	1,14,74	9,15,15		10,29,89
2505	Rural Employment				
60	Other Programmes				
702	Jawahar Gram Samridhi Yojana (JGSY)				
Total 60	6,45,12		6,45,12
Total- 2505	6,45,12		6,45,12
2506	Land Reforms				
800	Other Expenditure				
Total- 2506	...	1,41,61	...		1,41,61
2515	Other Rural Development Programmes				
001	Direction and Administration				
800	Other expenditure				
Total- 2515	11,44,57	3,22,27	...		14,66,84
Total- (b) Rural Development	11,54,57	5,78,62	15,60,27		32,93,46
(c) Special Areas Programmes					
2551	Hill Areas				
60	Other Hill Areas				
001	Direction and Administration				
Total 60	2,93		2,93
Total 60	2,93		2,93

STATEMENT NO 12- Contd.

(In this statement figures in bold represent charged expenditure
and figures in italic represent Central Sector Schemes)

Heads	Non-Plan	Plan	Actuals for 2006-2007		Total
			Central Sector Schemes/ Centrally Sponsored Schemes		
(In thousands of rupees)					
EXPENDITURE HEADS (REVENUE ACCOUNT) - Contd.					
C. ECONOMIC SERVICES-Contd.					
(c) Special Areas Programmes- Concl'd.					
2551 Hill Areas-Concl'd.					
Total- 2551	2,93	2,93
2552 North Eastern Areas					
800 Other Expenditure	...	4,83,27	4,83,27
Total- 2552	...	4,83,27	4,83,27
2575 Other Special Area Programmes					
03 Tribal Areas					
001 Direction and Administration	...	29,66	29,66
800 Other Expenditure	...	2,26,85	2,26,85
Total 03	...	2,56,51	2,56,51
60 Others					
800 Other Expenditure	...	37,02,49	37,02,49
Total 60	...	37,02,49	37,02,49
Total- 2575	...	39,59,00	39,59,00
Total- (c) Special Areas Programmes	2,93	44,42,27	44,45,20
(d) Irrigation and Flood Control					
2701 Medium Irrigation					
04 Medium Irrigation-Non-commercial					
800 Other Expenditure	...	56,10	56,10
Total 04	...	56,10	56,10
Total- 2701	...	56,10	56,10

STATEMENT NO 12- Contd.

(In this statement figures in bold represent charged expenditure and figures in italic represent Central Sector Schemes)

Heads	Non-Plan	Plan	Actuals for 2006-2007		Total
			Central Sector Schemes/ Centrally Sponsored Schemes		
(In thousands of rupees)					
EXPENDITURE HEADS (REVENUE ACCOUNT) - Contd.					
C. ECONOMIC SERVICES-Contd.					
(d) Irrigation and Flood Control-Contd.					
2702	Minor Irrigation				
01	Surface Water				
103	Diversion Schemes				
	...	40,00	...		40,00
Total	01		40,00	...	40,00
	02	Ground Water			
800	Other Expenditure				
	...	70,00	...		70,00
Total	02		70,00	...	70,00
	03	Maintenance			
102	Lift Irrigation Schemes				
	...	1,49,99	...		1,49,99
Total	03		1,49,99	...	1,49,99
80	General				
001	Direction and Administration				
	7,09,63	7,76,81	...		14,86,44
052	Machinery and Equipments				
	34,01	40,40	...		74,41
800	Other Expenditure				
	70,00	...	37,40,24		38,10,24
Total	80	8,13,64	8,17,21	37,40,24	53,71,09
Total-	2702	8,13,64	10,77,20	37,40,24	56,31,08
2705	Command Area Development				
800	Other Expenditure				
	...	13,50	4,38,03		4,51,53
Total-	2705		13,50	4,38,03	4,51,53

STATEMENT NO 12- Contd.

(In this statement figures in bold represent charged expenditure and figures in italic represent Central Sector Schemes)

Heads	Non-Plan	Plan	Actuals for 2006-2007		Total
			Central Sector Schemes/ Centrally Sponsored Schemes		
(In thousands of rupees)					
EXPENDITURE HEADS (REVENUE ACCOUNT) - Contd.					
C. ECONOMIC SERVICES-Contd.					
(d) Irrigation and Flood Control-Concl'd.					
2711 Flood Control and Drainage					
01 Flood Control					
800 Other Expenditure					
	20,00	15,14,65	...		15,34,65
Total	01				15,34,65
	20,00	15,14,65	...		15,34,65
Total-	2711				15,34,65
	20,00	15,14,65	...		15,34,65
Total-	(d) Irrigation and Flood Control	8,33,64	26,61,45	41,78,27	76,73,36
(e) Energy					
2801 Power					
01. Hydel Generation					
101 Purchase of Power					
	93,46,80		93,46,80
Total	01				93,46,80
	93,46,80		93,46,80
05 Transmission and Distribution					
001 Direction and Administration					
	23,88,58	6,24	...		23,94,82
800 Other Expenditure					
	93,38		93,38
Total	05				24,88,20
	24,81,96	6,24	...		24,88,20
06 Rural Electrification					
052 Machinery and Equipment					
	...	3,77	...		3,77
Total	06				3,77
	...	3,77	...		3,77
Total-	2801				1,18,38,77
	1,18,28,76	10,01	...		1,18,38,77

STATEMENT NO 12- Contd.

(In this statement figures in bold represent charged expenditure and figures in italic represent Central Sector Schemes)

Heads	Non-Plan	Plan	Actuals for 2006-2007		Total
			Central Sector Schemes/ Centrally Sponsored Schemes		
(In thousands of rupees)					
EXPENDITURE HEADS (REVENUE ACCOUNT) - Contd.					
C. ECONOMIC SERVICES-Contd.					
(e) Energy-Concltd.					
2810 Non-Conventional Sources of Energy					
60 Others					
800 Other Expenditure	...	1,86,00	...		1,86,00
Total 60	...	1,86,00	...		1,86,00
Total- 2810	...	1,86,00	...		1,86,00
Total- (e) Energy	1,18,28,76	1,96,01	...		1,20,24,77
(f) Industry and Minerals					
2851 Village and Small Industries					
001 Direction and Administration	6,38,16	6,09,04	...		12,47,20
101 Industrial Estates	...	3,00	...		3,00
102 Small Scale Industries	...	3,13	91		4,04
103 Handloom Industries	77,17	30,61	...		1,07,78
104 Handicraft Industries	5,52	4,00	...		9,52
105 Khadi and Village Industries	...	15,00	...		15,00
107 Sericulture Industries	...	20,00	...		20,00
200 Other Village Industries	7,00	3,50	...		10,50
800 Other Expenditure	7,69	3,21	2,12,67		2,23,57
Total- 2851	7,35,54	6,91,49	2,13,58		16,40,61
2852 Industries					
80 General					
800 Other Expenditure	...	2,50	...		2,50

STATEMENT NO 12- Contd.

(In this statement figures in bold represent charged expenditure and figures in italic represent Central Sector Schemes)

Heads	Non-Plan	Plan	Actuals for 2006-2007		Total
			Central Sector Schemes/ Centrally Sponsored Schemes		
(In thousands of rupees)					
EXPENDITURE HEADS (REVENUE ACCOUNT) - Contd.					
C. ECONOMIC SERVICES-Contd.					
(f) Industry and Minerals-Concl.					
2852	Industries-Concl.				
80	General-Concl.				
Total	80	...	2,50	...	2,50
Total-	2852	...	2,50	...	2,50
2853	Non-ferrous Mining and Metallurgical Industries				
02	Regulation and Development of Mines				
001	Direction and Administration	...	1,30,37	...	1,30,37
101	Survey and Mapping	...	2,96	...	2,96
102	Mineral Exploration	...	6,82	...	6,82
Total	02	...	1,40,15	...	1,40,15
Total-	2853	...	1,40,15	...	1,40,15
2875	Other Industries				
60	Other Industries				
800	Other Expenditure	50	9,34	...	9,84
Total	60	50	9,34	...	9,84
Total-	2875	50	9,34	...	9,84
Total- (f)	Industry and Minerals	7,36,04	8,43,48	2,13,58	17,93,10
(g) Transport					
3053	Civil Aviation				
80	General				
001	Direction and Administration	...	1,13,69	...	1,13,69

STATEMENT NO 12- Contd.

(In this statement figures in bold represent charged expenditure
and figures in italic represent Central Sector Schemes)

Heads	Non-Plan	Plan	Actuals for 2006-2007		Total
			Central Sector Schemes/ Centrally Sponsored Schemes		
(In thousands of rupees)					
EXPENDITURE HEADS (REVENUE ACCOUNT) - Contd.					
C. ECONOMIC SERVICES-Contd.					
(g) Transport-Concl.					
3053 Civil Aviation-Concl.					
80 General-Concl.					
Total	80	1,13,69	1,13,69
Total-	3053	1,13,69	1,13,69
3054 Roads and Bridges					
04 District and Other Roads					
105 Maintenance and Repairs					
		1,61,98	1,61,98
337 Road Works					
		1,66,30	49,68	...	2,15,98
800 Other Expenditure					
		9,11,47	22,11,42	...	31,22,89
Total	04	12,39,75	22,61,10	...	35,00,85
80 General					
001 Direction and Administration					
		...	7,49,32	...	7,49,32
Total	80	...	7,49,32	...	7,49,32
Total-	3054	12,39,75	30,10,42	...	42,50,17
3055 Road Transport					
001 Direction and Administration					
		20,33	42,46	...	62,79
800 Other Expenditure					
		36,20,45	1,48,33	...	37,68,78
Total-	3055	36,40,78	1,90,79	...	38,31,57
Total- (g)	Transport	48,80,53	33,14,90	...	81,95,43

STATEMENT NO 12- Contd.

(In this statement figures in bold represent charged expenditure and figures in italic represent Central Sector Schemes)

Heads	Non-Plan	Plan	Actuals for 2006-2007		Total
			Central Sector Schemes/ Centrally Sponsored Schemes		
(In thousands of rupees)					
EXPENDITURE HEADS (REVENUE ACCOUNT) - Contd.					
C. ECONOMIC SERVICES-Contd.					
(h) Communications					
3275 Other Communication Services					
800 Other Expenditure	22,10,04	22,10,04
Total- 3275	22,10,04	22,10,04
Total- (h) Communications	22,10,04	22,10,04
(i) Science, Technology and Environment					
3425 Other Scientific Research					
60 Others					
001 Direction and Administration	...	1,69	1,69
200 Assistance to Other Scientific Bodies	...	2,45	2,45
600 Other Schemes	...	1,30,72	1,30,72
Total 60	...	1,34,86	1,34,86
Total- 3425	...	1,34,86	1,34,86
3435 Ecology and Environment					
60 Others					
800 Other Expenditure	...	14,78	14,78
Total 60	...	14,78	14,78
Total- 3435	...	14,78	14,78
Total- (i) Science, Technology and Environment	...	1,49,64	1,49,64

STATEMENT NO 12- Contd.

(In this statement figures in bold represent charged expenditure
and figures in italic represent Central Sector Schemes)

Heads	Non-Plan	Plan	Actuals for 2006-2007		Total
			Central Sector Schemes/ Centrally Sponsored Schemes		
(In thousands of rupees)					
EXPENDITURE HEADS (REVENUE ACCOUNT) - Contd.					
C. ECONOMIC SERVICES-Contd.					
(j) General Economic Services					
3451 Secretariat-Economic Services					
090 Secretariat	86.94	1,03.27	1,90.21
091 Attached Offices	...	7.73	7.73
101 Planning Commission/ Planning Board	...	19.90	19.90
102 District Planning Machinery	...	61,89.62	61,89.62
Total- 3451	86.94	63,20.52	64,07.46
3452 Tourism					
01 Tourist Infrastructure					
800 Other Expenditure	...	7.41	7.41
Total 01	...	7.41	7.41
80 General					
001 Direction and Administration	23.94	1,41.85	1,65.79
003 Training	...	3.99	3.99
104 Promotion and Publicity	...	66.83	66.83
800 Other Expenditure	...	92.43	25.95	3.27	1,21.65
Total 80	23.94	3,05.10	25.95	3.27	3,58.26
Total- 3452	23.94	3,12.51	25.95	3.27	3,65.67
3454 Census, Surveys and Statistics					
01 Census					
001 Direction and Administration	1,99.58	62.34	2,61.92
800 Other Expenditure	11.19	...	11.19

STATEMENT NO 12- Contd.

(In this statement figures in bold represent charged expenditure and figures in italic represent Central Sector Schemes)

Heads	Non-Plan	Plan	Actuals for 2006-2007		Total
			Central Sector Schemes/ Centrally Sponsored Schemes		
(In thousands of rupees)					
EXPENDITURE HEADS (REVENUE ACCOUNT) – Concl.					
C. ECONOMIC SERVICES-Concl.					
(j) General Economic Services-Concl.					
3454 Census, Surveys and Statistics-Concl.					
01 Census-Concl.					
Total 01	1,99,58	62,34	<i>11,19</i>		2,73,11
02 Surveys and Statistics					
111 Vital Statistics	61,56	7,88	...		69,44
201 National Sample Survey Organisation	1,12,00		1,12,00
Total 02	61,56	7,88	1,12,00		1,81,44
Total- 3454	2,61,14	70,22	<i>11,19</i> 1,12,00		4,54,55
3456 Civil Supplies					
001 Direction and Administration	3,88,95	1,39,50	...		5,28,45
800 Other Expenditure	<i>60,94</i>		60,94
Total- 3456	3,88,95	1,39,50	<i>60,94</i>		5,89,39
3475 Other General Economic Services					
106 Regulations of Weights and Measures	1,51,02	43,97	...		1,94,99
800 Other Expenditure	...	2,91	...		2,91
Total- 3475	1,51,02	46,88	...		1,97,90
Total- (j) General Economic Services	9,11,99	68,89,63	<i>98,08</i> 1,15,27		80,14,97
Total C. ECONOMIC SERVICES	3,38,84,51	2,64,43,47	<i>6,30,99</i> 94,45,08		7,04,04,05
GRAND TOTAL EXPENDITURE HEADS (REVENUE ACCOUNT)	2,04,00,33 8,82,22,19	4,56,87,04	<i>3,65,09</i> 96,61,01 2,57,52,82		18,97,23,39

STATEMENT NO 12- Contd.

(In this statement figures in bold represent charged expenditure and figures in italic represent Central Sector Schemes)

Heads	Non-Plan	Plan	Actuals for 2006-2007		Total
			Central Sector Schemes/ Centrally Sponsored Schemes		
(In thousands of rupees)					
EXPENDITURE HEADS (CAPITAL ACCOUNT) (a)					
A. CAPITAL ACCOUNT OF GENERAL SERVICES					
4055 Capital Outlay on Police	...	4,37,83	...		4,37,83
4058 Capital Outlay on Stationery and Printing	...	2,62,16	...		2,62,16
4059 Capital Outlay on Public Works	...	13,71,01	1,04,29		14,75,30
4070 Capital Outlay on Other Administrative Services	...	26,63	...		26,63
Total A. CAPITAL ACCOUNT OF GENERAL SERVICES	...	20,97,63	1,04,29		22,01,92

(a) Details by minor heads and Schemes are given in Statement No. 13.

STATEMENT NO 12- Contd.

(In this statement figures in bold represent charged expenditure and figures in italic represent Central Sector Schemes)

Heads	Non-Plan	Plan	Actuals for 2006-2007		Total
			Central Sector Schemes/ Centrally Sponsored Schemes		
(In thousands of rupees)					
EXPENDITURE HEADS (CAPITAL ACCOUNT) - Contd.					
B. CAPITAL ACCOUNT OF SOCIAL SERVICES					
(a) Capital Account of Education, Sports, Art and Culture					
4202	...	42,80,91	<i>1,31,34</i> 4,36,44		48,48,69
Total-	(a) Capital Account of Education, Sports, Art and Culture	...	42,80,91	<i>1,31,34</i> 4,36,44	48,48,69
(b) Capital Account of Health and Family					
4210	...	29,51,30	<i>74,15</i>		30,25,45
Total-	(b) Capital Account of Health and Family Welfare	...	29,51,30	<i>74,15</i>	30,25,45
(c) Capital Account of Water Supply, Sanitation, Housing and Urban Development					
4215	...	18,21,64	...		18,21,64
4216	...	8,11,37	...		8,11,37
4217	...	6,00,34	22,79,20		28,79,54
Total-	(c) Capital Account of Water Supply, Sanitation, Housing and Urban Development	...	32,33,35	22,79,20	55,12,55

STATEMENT NO 12- Contd.

(In this statement figures in bold represent charged expenditure and figures in italic represent Central Sector Schemes)

Heads	Non-Plan	Plan	Actuals for 2006-2007		
			Central Sector Schemes/ Centrally Sponsored Schemes	Total	
(In thousands of rupees)					
EXPENDITURE HEADS (CAPITAL ACCOUNT) - Contd.					
B. CAPITAL ACCOUNT OF SOCIAL SERVICES-Concl.					
(d) Capital Account of Information and Broadcasting					
4220	Capital Outlay on Information and Publicity	...	2,84	...	2,84
Total-	(d) Capital Account of Information and Broadcasting	...	2,84	...	2,84
(g) Capital Account of Social Welfare and Nutrition					
4235	Capital Outlay on Social Security and Welfare	...	14,50	4,81,14 28,37	5,24,01
Total-	(g) Capital Account of Social Welfare and Nutrition	...	14,50	4,81,14 28,37	5,24,01
(h) Capital Account of Others Social Services					
4250	Capital Outlay on Other Social Services	71,75	71,75
Total-	(h) Capital Account of Others Social Services	71,75	71,75
Total B. CAPITAL ACCOUNT OF SOCIAL SERVICES		...	1,04,82,90	7,58,38 27,44,01	1,39,85,29

STATEMENT NO 12- Contd.

(In this statement figures in bold represent charged expenditure and figures in italic represent Central Sector Schemes)

Heads	Non-Plan	Plan	Actuals for 2006-2007		Total
			Central Sector Schemes/ Centrally Sponsored Schemes		
(In thousands of rupees)					
EXPENDITURE HEADS (CAPITAL ACCOUNT) - Contd.					
C. CAPITAL ACCOUNT OF ECONOMIC SERVICES					
(a) Capital Account of Agriculture and Allied Activities					
4401	...	3,23,42	...		3,23,42
4402	...	5,08,00	...		5,08,00
4403	2,44,56 15,04		2,59,60
4404	...	4,20	...		4,20
4405	32,00		32,00
4408	13,85		13,85
4415	...	12,00	...		12,00
4425	...	18,81	3,91,25		4,10,06
Total- (a)	13,85	8,66,43	2,76,56 4,06,29		15,63,13
(b) Capital Account of Rural Development					
4515	...	91,79	...		91,79
Total- (b)	...	91,79	...		91,79

STATEMENT NO 12- Contd.

(In this statement figures in bold represent charged expenditure
and figures in italic represent Central Sector Schemes)

Heads	Non-Plan	Plan	Actuals for 2006-2007		Total
			Central Sector Schemes/ Centrally Sponsored Schemes		
(In thousands of rupees)					
EXPENDITURE HEADS (CAPITAL ACCOUNT) - Contd.					
C. CAPITAL ACCOUNT OF ECONOMIC SERVICES -Contd.					
(c) Capital Account of Special Areas Programmes					
4552	Capital Outlay on North Eastern Areas	...	41,42,54	...	41,42,54
4575	Capital Outlay on other Special Areas Programmes	...	23,04,24	...	23,04,24
Total-	(c) Capital Account of Special Areas Programmes	...	64,46,78	...	64,46,78
(d) Capital Account of Irrigation and Flood Control					
4702	Capital Outlay on Minor Irrigation	...	3,29,05	...	3,29,05
4711	Capital Outlay on Flood Control Projects	...	9,04,51	...	9,04,51
Total-	(d) Capital Account of Irrigation and Flood Control	...	12,33,56	...	12,33,56
(e) Capital Account of Energy					
4801	Capital Outlay on Power Projects	...	99,54,50	28,73,40	1,28,27,90
Total-	(e) Capital Account of Energy	...	99,54,50	28,73,40	1,28,27,90
(f) Capital Account of Industry and Minerals					
4851	Capital Outlay on Village and Small Industries	...	13,36	...	13,36

STATEMENT NO 12- Contd.

(In this statement figures in bold represent charged expenditure and figures in italic represent Central Sector Schemes)

Heads	Non-Plan	Plan	Actuals for 2006-2007		Total
			Central Sector Schemes/ Centrally Sponsored Schemes		
(In thousands of rupees)					
EXPENDITURE HEADS (CAPITAL ACCOUNT) - Contd.					
C. CAPITAL ACCOUNT OF ECONOMIC SERVICES -Contd.					
(f) Capital Account of Industry and Minerals-Concl'd.					
4853	Capital Outlay on Non-ferrous Mining and Metallurgical Industries	...	1,06,76	...	1,06,76
4875	Capital Outlay on other Industries	...	3,00	...	3,00
Total-	(f) Capital Account of Industry and Minerals	...	1,23,12	...	1,23,12
(g) Capital Account of Transport					
5053	Capital Outlay on Civil Aviation	...	1,23,12	...	1,23,12
5054	Capital Outlay on Roads and Bridges	...	1,76,25,47	91,99 3,45,00	1,80,62,46
5055	Capital Outlay on Road Transport	...	3,86,41	...	3,86,41
Total-	(g) Capital Account of Transport	...	1,81,35,00	91,99 3,45,00	1,85,71,99
(j) Capital Account of General Economic Services					
5452	Capital Outlay on Tourism	...	70,00	7,06,38 7,04,58	14,80,96

STATEMENT NO 12- Concl'd.

(In this statement figures in bold represent charged expenditure and figures in italic represent Central Sector Schemes)

Heads	Non-Plan	Plan	Actuals for 2006-2007		Total
			Central Sector Schemes/ Centrally Sponsored Schemes		
(In thousands of rupees)					
EXPENDITURE HEADS (CAPITAL ACCOUNT) – Concl'd.					
C. CAPITAL ACCOUNT OF ECONOMIC SERVICES – Concl'd.					
(j) Capital Account of General Economic Services – Concl'd.					
5475 Capital Outlay on Other General Economic Services	...	33,63	...		33,63
Total- (j) Capital Account of General Economic Services	...	1,03,63	7,06,38 7,04,58		15,14,59
TOTAL - C. CAPITAL ACCOUNT OF ECONOMIC SERVICES	13,85	3,69,54,81	39,48,33 14,55,87		4,23,72,86
TOTAL -EXPENDITURE HEADS (CAPITAL ACCOUNT)	13,85	4,95,35,34	47,06,71 43,04,17		5,85,60,07
GRAND TOTAL EXPENDITURE HEADS (Revenue and Capital Account)	2,04,00,33 8,82,36,04	9,52,22,38	1,43,67,72 3,00,56,99		24,82,83,46

STATEMENT NO.13
DETAILED STATEMENT OF CAPITAL EXPENDITURE DURING
AND TO END OF THE YEAR 2006-2007
(Figures in *Italic* represent Central Sector Schemes)

Nature of expenditure	Expenditure during 2006-2007			Total	Expenditure to end of 2006-2007
	Non Plan	Plan	Centrally Sponsored Schemes/Central Sector Schemes		
(In thousands of rupees)					
A. CAPITAL ACCOUNT OF GENERAL SERVICES					
4047	Capital Outlay on Other Fiscal Services				
800	Other Expenditure	3,16
Total-4047		3,16
4055	Capital Outlay on Police				
211	Police Housing	8,33,56
800	Other Expenditure	...	4,37,83	4,37,83	48,02,43
Total-4055		...	4,37,83	4,37,83	56,35,99
4058	Capital Outlay on Stationery and Printing				
103	Government Presses	...	2,62,16	2,62,16	4,33,45
Total-4058		...	2,62,16	2,62,16	4,33,45

STATEMENT NO.13- Contd.

(Figures in *Italic* represent Central Sector Schemes)

Nature of expenditure	Expenditure during 2006-2007			Total	Expenditure to end of 2006-2007
	Non Plan	Plan	Centrally Sponsored Schemes/Central Sector Schemes		
(In thousands of rupees)					
A. CAPITAL ACCOUNT OF GENERAL SERVICES -Contd.					
4059	Capital Outlay on Public Works				
80	General				
001	Direction and Administration	1,00
051	Construction	...	13,46,01	...	13,46,01 58,38,84
800	Other Expenditure				
1	Construction of Type II (100 Nos) Quarters at Ganga	1,37,21
2	Construction of Banquet Hall at Itanagar	2,22,93
3	C/o office building for D.C. Popumpare at Yupia.	16,46
4	C/o Dist. Jail , Itanagar.	45,70
5	C/o District Jail at Tezu	1,93,51
6	C/O Second AP Bhawan at New Delhi	4,46,20
7	Other Works each Costing Rs. 1 Crore & less	...	25,00	1,04,29	1,29,29 15,73,463

STATEMENT NO.13- Contd.

(Figures in *Italic* represent Central Sector Schemes)

Nature of expenditure	Expenditure during 2006-2007			Total	Expenditure to end of 2006-2007	
	Non Plan	Plan	Centrally Sponsored Schemes/Central Sector Schemes			
(In thousands of rupees)						
A. CAPITAL ACCOUNT OF GENERAL SERVICES -Concl.						
4059	Capital Outlay on Public Works -Concl.					
80	General-Concl.					
800	Other Expenditure-Concl.					
	Total-800	...	25,00	1,04,29	1,29,29	1,67,96,64
Total	80	...	13,71,01	1,04,29	14,75,30	2,26,36,48
Total-4059		...	13,71,01	1,04,29	14,75,30	2,26,36,48
4070	Capital Outlay on Other Administrative Services					
800	Other Expenditure					
	Total-4070	...	26,63	...	26,63	8,68,55
4075	Capital Outlay on Miscellaneous General Services					
800	Other Expenditure					
	Total-4075	9,54
Total A. CAPITAL ACCOUNT OF GENERAL SERVICES		...	20,97,63	1,04,29	22,01,92	2,95,87,17

STATEMENT NO.13- Contd.

(Figures in *Italic* represent Central Sector Schemes)Expenditure during 2006-2007

Nature of expenditure	Non Plan	Plan	Centrally Sponsored Schemes/Central Sector Schemes	Total	Expenditure to end of 2006-2007
-----------------------	----------	------	--	-------	---------------------------------

(In thousands of rupees)

B. CAPITAL ACCOUNT OF SOCIAL SERVICES

(a) Capital Account of Education, Sports, Art and Culture

4202	Capital Outlay on Education, Sports, Art and Culture					
01	General Education					
201	Elementary Education	...	1,64,86	46	1,65,32	23,97,75
202	Secondary Education	...	27,89,79	...	27,89,79	30,84,40
203	University and Higher Education	...	1,51,60	...	1,51,60	3,83,68
204	Adult Education	1,80
800	Other Expenditure	...	4,11,02	1,30,88	5,41,90	2,12,48,12
Total	01	...	35,17,27	1,31,34	36,48,61	2,71,15,75
02	Technical Education					
104	Polytechnics	...	1,72,80	...	1,72,80	20,20,56

STATEMENT NO.13- Contd.

(Figures in *italic* represent Central Sector Schemes)

Nature of expenditure	Expenditure during 2006-2007			Total	Expenditure to end of 2006-2007
	Non Plan	Plan	Centrally Sponsored Schemes/Central Sector Schemes		
(In thousands of rupees)					
B. CAPITAL ACCOUNT OF SOCIAL SERVICES -Contd.					
(a) Capital Account of Education, Sports, Art and Culture – Concl'd.					
4202	Capital Outlay on Education, Sports, Art and Culture -Concl'd.				
02	Technical Education -Concl'd.				
800	Other expenditure-Concl'd.	56,94
Total	02	...	1,72,80	...	1,72,80
<hr/>					
03	Sports and Youth Services				
800	Other Expenditure	...	2,82,82	4,36,44	7,19,26
Total	03	...	2,82,82	4,36,44	7,19,26
<hr/>					
04	Art and Culture				
105	Public Libraries	70,67
106	Museums	22,34
800	Other Expenditure	...	3,08,02	...	3,08,02
Total	04	...	3,08,02	...	3,08,02
<hr/>					
Total-4202		...	42,80,91	4,36,44 <i>1,31,34</i>	48,48,69
<hr/>					
Total- (a)	Capital Account of Education, Sports, Art and Culture	...	42,80,91	4,36,44 <i>1,31,34</i>	48,48,69
<hr/>					

STATEMENT NO.13- Contd.

(Figures in *Italic* represent Central Sector Schemes)

Nature of expenditure	Expenditure during 2006-2007			Total	Expenditure to end of 2006-2007
	Non Plan	Plan	Centrally Sponsored Schemes/Central Sector Schemes		
(In thousands of rupees)					
B. CAPITAL ACCOUNT OF SOCIAL SERVICES -Contd.					
(b) Capital Account of Health and Family Welfare					
4210	Capital Outlay on Medical and Public Health				
01	Urban Health Services				
103	Central Govt. Health Scheme	2,67	1,48,74
800	Other Expenditure	5,00
Total	01	2,67	1,53,74
80	General				
800	Other Expenditure	...	29,51,30	71,48	1,19,78,51
Total	80	...	29,51,30	71,48	1,19,78,51
Total-4210	...	29,51,30	74,15	30,25,45	1,21,32,25
4211	Capital Outlay on Family Welfare				
103	Maternity and Child Health	26,93
Total-4211	26,93
Total- (b)	Capital Account of Health and Family Welfare	...	29,51,30	74,15	1,21,59,18

128
STATEMENT NO.13- Contd.

(Figures in *Italic* represent Central Sector Schemes)

<u>Expenditure during 2006-2007</u>							
Nature of expenditure	Non Plan	Plan	Centrally Sponsored Schemes/Central Sector Schemes	Total	Expenditure to end of 2006-2007		
(In thousands of rupees)							
B. CAPITAL ACCOUNT OF SOCIAL SERVICES -Contd.							
(c) Capital Account of Water Supply, Sanitation, Housing and Urban Development							
4215	Capital Outlay on Water Supply and Sanitation						
01	Water Supply						
101	Urban Water Supply	...	9,66,00	...	9,66,00	39,79,48	
102	Rural Water Supply	1,88,72	
800	Other Expenditure						
1	Other works each costing Rs. 1 crore and less	...	8,55,64	...	8,55,64	1,18,30,12	
2	Improvement of W/S at Daporijo Township	1,47,00	
3	Improvement of W/S at Bomdila Township	6,31,94	
	Total-800	...	8,55,64	...	8,55,64	1,26,09,06	
Total	01	...	18,21,64	...	18,21,64	1,67,77,26	
02	Sewerage and Sanitation						
106	Sewerage Services	35,78	
Total	02	35,78	
Total-4215		...	18,21,64	...	18,21,64	1,68,13,04	

STATEMENT NO.13- Contd.

(Figures in *Italic* represent Central Sector Schemes)

Nature of expenditure	Expenditure during 2006-2007			Total	Expenditure to end of 2006-2007	
	Non Plan	Plan	Centrally Sponsored Schemes/Central Sector Schemes			
(In thousands of rupees)						
B. CAPITAL ACCOUNT OF SOCIAL SERVICES -Contd.						
(c) Capital Account of Water Supply, Sanitation, Housing and Urban Development -Contd.						
4216	Capital Outlay on Housing					
01	Government Residential Buildings					
106	General Pool Accommodation	...	8,11,37	...	8,11,37	2,26,88,63
700	Other Housing	4,72,59
Total	01	...	8,11,37	...	8,11,37	2,31,61,22
80	General					
800	Other expenditure	5,20,00
Total	80	5,20,00
Total-4216		...	8,11,37	...	8,11,37	2,36,81,22
4217	Capital Outlay on Urban Development					
01	State Capital Development					
001	Direction and Administration	2,41,37
052	Machinery and Equipment	22,37
800	Other expenditure	6,80,18
Total	01	9,43,92

STATEMENT NO.13- Contd.

(Figures in *Italic* represent Central Sector Schemes)

Nature of expenditure	Expenditure during 2006-2007			Total	Expenditure to end of 2006-2007
	Non Plan	Plan	Centrally Sponsored Schemes/Central Sector Schemes		

(In thousands of rupees)

B. CAPITAL ACCOUNT OF SOCIAL SERVICES -Contd.**(c) Capital Account of Water Supply, Sanitation, Housing and Urban Development -Concl'd.**

4217	Capital Outlay on Urban Development -Concl'd.					
60	Other Urban Development Schemes					
001	Direction and Administration	...	2,58,65	...	2,58,65	9,75,36
051	Construction	54,58
800	Other Expenditure	...	3,41,69	22,79,20	26,20,89	68,02,42
Total	60	...	6,00,34	22,79,20	28,79,54	78,32,36
Total-4217		...	6,00,34	22,79,20	28,79,54	87,76,28
Total- (c)	Capital Account of Water Supply, Sanitation, Housing and Urban Development	...	32,33,35	22,79,20	55,12,55	4,92,70,54

(d) Capital Account of Information and Broadcasting

4220	Capital Outlay on Information and Publicity					
60	Others					
101	Buildings	...	2,84	...	2,84	1,42,14
800	Other Expenditure	61,98

131
STATEMENT NO.13- Contd.

(Figures in *Italic* represent Central Sector Schemes)

Nature of expenditure	Expenditure during 2006-2007			Total	Expenditure to end of 2006-2007
	Non Plan	Plan	Centrally Sponsored Schemes/Central Sector Schemes		
(In thousands of rupees)					
B. CAPITAL ACCOUNT OF SOCIAL SERVICES -Contd.					
(d) Capital Account of Information and Broadcasting -Concl.					
4220	Capital Outlay on Information and Publicity -Concl.				
60	Others -Concl.				
Total	60	...	2,84	...	2,84
					2,04,12
Total-4220	...	2,84	...	2,84	2,04,12
Total- (d)	Capital Account of Information and Broadcasting		...	2,84	...
					2,84
					2,04,12
(g) Capital Account of Social Welfare and Nutrition					
4235	Capital Outlay on Social Security and Welfare				
01	Rehabilitation				
800	Other Expenditure				
Total	01
					43,89
02	Social Welfare				
800	Other Expenditure				
Total	02	...	14,50	28,37	5,24,01
					41,95,38
					<i>4,81,14</i>
Total	02	...	14,50	28,37	5,24,01
					41,95,38
					<i>4,81,14</i>
60	Other Social Security and Welfare Programmes				
800	Other expenditure				
					25,00

STATEMENT NO.13- Contd.

(Figures in *Italic* represent Central Sector Schemes)

Nature of expenditure	Expenditure during 2006-2007			Total	Expenditure to end of 2006-2007
	Non Plan	Plan	Centrally Sponsored Schemes/Central Sector Schemes		
(In thousands of rupees)					
B. CAPITAL ACCOUNT OF SOCIAL SERVICES –Concl.					
(g) Capital Account of Social Welfare and Nutrition –Concl.					
4235	Capital Outlay on Social Security and Welfare -Concl.				
60	Other Social Security and Welfare Programmes -Concl.				
Total	60	25,00
Total-4235	...	14,50	28,37 <i>4,81,14</i>	5,24,01	42,64,27
Total- (g)	Capital Account of Social Welfare and Nutrition	...	14,50	28,37 <i>4,81,14</i>	42,64,27
(h) Capital Account of Others Social Services					
4250	Capital Outlay on Other Social Services				
201	Labour				
800	Other Expenditure				
Total-4250	71,75	71,75	11,19,90
Total- (h)	Capital Account of Others Social Services	71,75	11,19,90
Total B. CAPITAL ACCOUNT OF SOCIAL SERVICES	...	1,04,82,90	27,44,01 <i>7,58,38</i>	1,39,85,29	9,93,05,16

STATEMENT NO.13- Contd.

(Figures in *Italic* represent Central Sector Schemes)Expenditure during 2006-2007

Nature of expenditure	Non Plan	Plan	Centrally Sponsored Schemes/Central Sector Schemes	Total	Expenditure to end of 2006-2007
(In thousands of rupees)					
C. CAPITAL ACCOUNT OF ECONOMIC SERVICES					
(a) Capital Account of Agriculture and Allied Activities					
4401	Capital Outlay on Crop Husbandry				
101	89
190	...	1,60,98	...	1,60,98	5,68,73
800	...	1,62,44	...	1,62,44	30,20,93
Total-4401	...	3,23,42	...	3,23,42	35,90,55
4402	Capital Outlay on Soil and Water Conservation				
102	2,01,65
800	...	5,08,00	...	5,08,00	15,28,59
Total-4402	...	5,08,00	...	5,08,00	17,30,24
4403	Capital Outlay on Animal Husbandry				
800	15,04 2,44,56	2,59,60	22,08,55
Total-4403	15,04 2,44,56	2,59,60	22,08,55

STATEMENT NO.13- Contd.

(Figures in *Italic* represent Central Sector Schemes)

Nature of expenditure	Expenditure during 2006-2007			Total	Expenditure to end of 2006-2007
	Non Plan	Plan	Centrally Sponsored Schemes/Central Sector Schemes		
(In thousands of rupees)					
C. CAPITAL ACCOUNT OF ECONOMIC SERVICES -Contd.					
(a) Capital Account of Agriculture and Allied Activities -Contd.					
4404	Capital Outlay on Dairy Development				
800	Other Expenditure	...	4,20	...	70,40
Total-4404		...	4,20	...	70,40
4405	Capital Outlay on Fisheries				
800	Other Expenditure	32,00	3,56,59
Total-4405		32,00	3,56,59
4406	Capital Outlay on Forestry and Wild Life				
01	Forestry				
070	Communication and Buildings	6,21,91
190	Investments in Public Sector and Other Undertakings	9,00,00
800	Other expenditure	1,87,13
Total 01		17,09,04
Total-4406		17,09,04

STATEMENT NO.13- Contd.

(Figures in *Italic* represent Central Sector Schemes)

Expenditure during 2006-2007						
Nature of expenditure	Non Plan	Plan	Centrally Sponsored Schemes/Central Sector Schemes	Total	Expenditure to end of 2006-2007	
(In thousands of rupees)						
C. CAPITAL ACCOUNT OF ECONOMIC SERVICES -Contd.						
(a) Capital Account of Agriculture and Allied Activities -Contd.						
4408	Capital Outlay on Food, Storage and Warehousing					
01	Food					
101	Procurement and Supply	13,85	13,85	(-) 18,47
Total	01	13,85	13,85	(-)18,47
02	Storage and Warehousing					
800	Other Expenditure	1,21,04
Total	02	1,21,04
Total-4408		13,85	13,85	1,02,57
4415	Capital Outlay on Agricultural Research and Education					
80	General					
800	Other Expenditure	...	12,00	...	12,00	5,36,77
Total	80	...	12,00	...	12,00	5,36,77
Total-4415		...	12,00	...	12,00	5,36,77

STATEMENT NO.13- Contd.

(Figures in *Italic* represent Central Sector Schemes)Expenditure during 2006-2007

Nature of expenditure	Non Plan	Plan	Centrally Sponsored Schemes/Central Sector Schemes	Total	Expenditure to end of 2006-2007
-----------------------	----------	------	--	-------	---------------------------------

(In thousands of rupees)

C. CAPITAL ACCOUNT OF ECONOMIC SERVICES -Contd.**(a) Capital Account of Agriculture and Allied Activities -Contd.**

4416	Investments in Agricultural Financial Institution					
190	Investments in Public sector and other undertakings	46,62
Total-4416		46,62
4425	Capital Outlay on Co-operation					
001	Direction and Administration	...	18,81	...	18,81	1,57,33
106	Investments in multi-purpose Rural Co-operatives	36,90
107	Investments in Credit Co-operatives	55,84
108	Investments in other Co-operatives	1,58,86
190	Investments in Public Sector and other undertakings	10,53,00
200	Other Investments	3,91,25	3,91,25	8,16,78
800	Other Expenditure	1,74,92
Total-4425		...	18,81	3,91,25	4,10,06	24,53,63

STATEMENT NO.13- Contd.

(Figures in *Italic* represent Central Sector Schemes)Expenditure during 2006-2007

Nature of expenditure	Non Plan	Plan	Centrally Sponsored Schemes/Central Sector Schemes	Total	Expenditure to end of 2006-2007
-----------------------	----------	------	--	-------	---------------------------------

(In thousands of rupees)

C. CAPITAL ACCOUNT OF ECONOMIC SERVICES -Contd.**(a) Capital Account of Agriculture and Allied Activities -Concl.**

4435	Capital Outlay on Other Agricultural Programmes				
01	Marketing and Quality Control				
800	Other Expenditure	8,80
Total	01	8,80
Total-4435		8,80
Total- (a)	Capital Account of Agriculture and Allied Activities	13,85	8,66,43	4,06,29 2,76,56	15,63,13 1,28,13,76

(b) Capital Account of Rural Development

4515	Capital Outlay on Other Rural Development Programmes				
101	Panchayati Raj	2,92,94
103	Rural Development	...	91,79	...	91,79 14,80,27
800	Other Expenditure	3,83,03
Total-4515		...	91,79	...	91,79 21,56,24
Total- (b)	Capital Account of Rural Development	...	91,79	...	91,79 21,56,24

138
STATEMENT NO.13- Contd.

(Figures in *Italic* represent Central Sector Schemes)

Nature of expenditure		Expenditure during 2006-2007			Total	Expenditure to end of 2006-2007
		Non Plan	Plan	Centrally Sponsored Schemes/Central Sector Schemes		
(In thousands of rupees)						
C. CAPITAL ACCOUNT OF ECONOMIC SERVICES -Contd.						
(c) Capital Account of Special Areas Programmes						
4552	Capital Outlay on North Eastern Areas					
009	Roads and Bridges	17,47,45
800	Other Expenditure					
1	Improvement of water supply at Jairampur Township	1,61,53
2	Providing water supply at Tawang Township	1,80,94
3	Other works each costing Rs.1 crore and less	...	41,42,54	...	41,42,54	2,82,23,99
	Total-800	...	41,42,54	...	41,42,54	2,85,66,46
Total-4552		...	41,42,54	...	41,42,54	3,03,13,91
4575	Capital Outlay on other Special Areas Programmes					
03	Tribal Areas					
800	Other Expenditure	...	23,04,24	...	23,04,24	62,79,42
Total	03	...	23,04,24	...	23,04,24	62,79,42
Total-4575		...	23,04,24	...	23,04,24	62,79,42

STATEMENT NO.13- Contd.

(Figures in *Italic* represent Central Sector Schemes)

Nature of expenditure	Expenditure during 2006-2007			Total	Expenditure to end of 2006-2007	
	Non Plan	Plan	Centrally Sponsored Schemes/Central Sector Schemes			
(In thousands of rupees)						
C. CAPITAL ACCOUNT OF ECONOMIC SERVICES -Contd.						
(c) Capital Account of Special Areas Programmes -Concl'd.						
Total- (c)	Capital Account of Special Areas Programmes	...	64,46,78	...	64,46,78	3,65,93,33
(d) Capital Account of Irrigation and Flood Control						
4701	Capital Outlay on Medium Irrigation					
02	Major Irrigation-Non-Commercial					
800	Other Expenditure	1,36,10
Total	02	1,36,10
80	General					
800	Other expenditure	46,39
Total	80	46,39
Total-4701		1,82,49
4702	Capital Outlay on Minor Irrigation					
101	Surface Water	1,55,99
800	Other Expenditure	...	3,29,05	...	3,29,05	26,31,29
Total-4702		...	3,29,05	...	3,29,05	27,87,28

STATEMENT NO.13- Contd.

(Figures in *Italic* represent Central Sector Schemes)Expenditure during 2006-2007

Nature of expenditure	Non Plan	Plan	Centrally Sponsored Schemes/Central Sector Schemes	Total	Expenditure to end of 2006-2007	
(In thousands of rupees)						
C. CAPITAL ACCOUNT OF ECONOMIC SERVICES -Contd.						
(d) Capital Account of Irrigation and Flood Control -Concl'd.						
4711	Capital Outlay on Flood Control Projects					
01	Flood Control					
001	...	4,10,70	...	4,10,70	10,00,07	
052	35,16	
800	...	4,93,81	...	4,93,81	60,04,73	
Total	01	...	9,04,51	...	9,04,51	70,39,96
02	Anti-sea Erosion Projects					
800	5,13,62	
Total	02	5,13,62
Total-4711	...	9,04,51	...	9,04,51	75,53,58	
Total- (d)	Capital Account of Irrigation and Flood Control	...	12,33,56	...	12,33,56	1,05,23,35

STATEMENT NO.13- Contd.

(Figures in *Italic* represent Central Sector Schemes)

Nature of expenditure	Expenditure during 2006-2007			Total	Expenditure to end of 2006-2007
	Non Plan	Plan	Centrally Sponsored Schemes/Central Sector Schemes		
(In thousands of rupees)					
C. CAPITAL ACCOUNT OF ECONOMIC SERVICES -Contd.					
(e) Capital Account of Energy					
4801	Capital Outlay on Power Projects				
01	Hydel Generation				
052	Machinery and Equipment	...	98,34	...	98,34 3,03,74
800	Other Expenditure				
1	Construction of Tezu Hydel Scheme at Tezu	4,70,77
2	Rural Electrification of villages in Ziro -II Area	2,05,99
3	Rural Electrification of Zemithang - Thimber Circle	1,06,22
4	Construction of Kambong MHP over river Silu at Kambong	1,99,12
5	Construction of Sipit M.H.S. at Gette (2x1MW)	4,78,97
6	Construction of Sirayuk M.H.S. at Jengging (2x1MW) unit 11 SPWD/ W/ AASES	2,36,15
7	Procurement of light Weight Micro Hydel Unit for Arunachal Pradesh	1,10,00

STATEMENT NO.13- Contd.

(Figures in *Italic* represent Central Sector Schemes)

Nature of expenditure	Expenditure during 2006-2007			Total	Expenditure to end of 2006-2007
	Non Plan	Plan	Centrally Sponsored Schemes/Central Sector Schemes		
(In thousands of rupees)					
C. CAPITAL ACCOUNT OF ECONOMIC SERVICES -Contd.					
(e) Capital Account of Energy -Contd.					
4801	Capital Outlay on Power Projects -Contd.				
01	Hydel Generation -Contd.				
800	Other Expenditure-Contd.				
8	Construction of Domkhorang M.H.S. Kalaktang	2,32,08
9	C/o Pacha Micro Hydel Schemes at Seppa	75,45
10	C/o Kush Micro Hydel Scheme at Sangram	3,10
11	Augmentation of Mai phase I,II and Tago MHS diverting river to Mai (Civil works only)	12,48
12	C/o Payer Micro Hydel Schemes at Koloriang	2,88
13	C/o Sippi MHS at Daporijo	9,17
14	C/o Kidyat Bhawan at Itanagar (SH C/o Office of the CE(P), SE(E) and SE(C) etc	26,47

STATEMENT NO.13- Contd.

(Figures in *Italic* represent Central Sector Schemes)Expenditure during 2006-2007

Nature of expenditure	Expenditure during 2006-2007			Total	Expenditure to end of 2006-2007
	Non Plan	Plan	Centrally Sponsored Schemes/Central Sector Schemes		
(In thousands of rupees)					
C. CAPITAL ACCOUNT OF ECONOMIC SERVICES -Contd.					
(e) Capital Account of Energy -Contd.					
4801	Capital Outlay on Power Projects -Contd.				
01	Hydel Generation -Contd.				
800	Other Expenditure-Contd.				
15	Schemes under MNES	18,65,03
16	SD/2 C/o Sipet MHS at Gettle 2 x1MW	84,39
17	SD/3 C/o Sidep. MH at Mariyang	5,84
18	SD/4 C/o Subbing MH Sat Supay 3 x 1 MW	5,50
19	SD/5 C/o Rina MHS over river Simen 4 x 0.50	1,30,67
20	C/o Kambang MHS at Kambang	3,37,11
21	Construction of Liromba MHS at Liromba	5,64,07
22	C/o Deopani MHS PH-II at Roing, Augmentation of Awapani MHS at Aliwey	1,62,46
23	System Improvement at Roing Township in Dibang Valley District Under RIDF	31,83

STATEMENT NO.13- Contd.

(Figures in *Italic* represent Central Sector Schemes)

Nature of expenditure	Expenditure during 2006-2007			Total	Expenditure to end of 2006-2007
	Non Plan	Plan	Centrally Sponsored Schemes/Central Sector Schemes		

(In thousands of rupees)

C. CAPITAL ACCOUNT OF ECONOMIC SERVICES -Contd.**(e) Capital Account of Energy -Contd.**

4801 Capital Outlay on Power Projects -Contd.

01 Hydel Generation -Contd.

800 Other Expenditure-Contd.

24	Maintenance of Trans. i/c Sub Station	1,52,03
25	Maintenance of HT line under PESO-I	1,23,11
26	D.G. Station at Tawang i.e. FUEL	65,86
27	R.E. in villages of Upper Siang District under MNP Scheme.	1,48,50
28	R.E. of villages in East Kameng District under MNP.	1,09,71
29	Intensive Electrification of Electrified villages in East Kameng District Under MNP Scheme	1,39,70

STATEMENT NO.13- Contd.

(Figures in *Italic* represent Central Sector Schemes)

Nature of expenditure	Expenditure during 2006-2007			Total	Expenditure to end of 2006-2007
	Non Plan	Plan	Centrally Sponsored Schemes/Central Sector Schemes		
(In thousands of rupees)					
C. CAPITAL ACCOUNT OF ECONOMIC SERVICES -Contd.					
(e) Capital Account of Energy -Contd.					
4801	Capital Outlay on Power Projects -Contd.				
01	Hydel Generation -Contd.				
800	Other Expenditure-Contd.				
30	Electrification of villages in Tirap District under MNP Scheme	1,11,37
31	Rural Electrification Programme under MNP in Dibang Valley District.	1,18,44
32	Augmentation of Awapani MHS (Erection of Turbine and other Civil Allied Works)	1,84,67
33	Other Works each Costing Rs. 1 crore & less	...	40,15	28,73,40	29,13,55
34	C/o 132 KV Transmission line from Ziro to Along via Daporijo	1,90,00
35	C/o 33 KV line from Geku to Along and Pasighat	6,73,73

STATEMENT NO.13- Contd.

(Figures in *Italic* represent Central Sector Schemes)

Nature of expenditure	Expenditure during 2006-2007			Total	Expenditure to end of 2006-2007
	Non Plan	Plan	Centrally Sponsored Schemes/Central Sector Schemes		
(In thousands of rupees)					
C. CAPITAL ACCOUNT OF ECONOMIC SERVICES -Contd.					
(e) Capital Account of Energy -Contd.					
4801	Capital Outlay on Power Projects -Contd.				
01	Hydel Generation -Contd.				
800	Other Expenditure-Contd.				
36	Accelerated Power Development and Reforms Programme in APEC-II, Pasighat	3,61,70
37	Augmentation and Improvement of Electrical Sub-Station at Banderdewa (2x3.15 MVA)	1,00,98
38	Bongleng MHS at Bongleng (2X50 KW)	...	20,02	20,02	20,02
39	Shakti Nallah M.H.S. at Shakti (2X50 KW)	...	19,97	19,97	19,97
40	Thimbu MHS (2X50 KW)	...	25,00	25,00	25,00
41	Bramdongchung MHS near Bramdongchung (2X50 KW)	...	25,00	25,00	25,00
42	Challengkang MHS Ph-II near Dudunghar Circle (1X 30 KW)	...	29,99	29,99	29,99
43	C/o HT/SPT Building for newly created Civil Subdivision under Deptt. of Power at Tawang (SH:- T/IV - 1Nos, T/III - 3Nos, T/II - 4Nos and T/I - 2Nos.	...	34,33	34,33	34,33

STATEMENT NO.13- Contd.

(Figures in *Italic* represent Central Sector Schemes)

Nature of expenditure	Expenditure during 2006-2007			Total	Expenditure to end of 2006-2007
	Non Plan	Plan	Centrally Sponsored Schemes/Central Sector Schemes		

(In thousands of rupees)

C. CAPITAL ACCOUNT OF ECONOMIC SERVICES -Contd.

(e) Capital Account of Energy -Contd.

4801 Capital Outlay on Power Projects -Contd.

01 Hydel Generation -Contd.

800 Other Expenditure-Contd.

44	C/o Zonal office Building cum SE's Office Building at Itanagar	...	19,43	...	19,43	19,43
45	R & M of Along MHS (4x 100 KW)	...	16,81	...	16,81	16,81
46	C/o Gosang MHS at Gosang (2X250 KW)	...	37,22	...	37,22	37,22
47	C/o Teepani MHS (2X200 KW)	...	1,41,10	...	1,41,10	1,41,10
48	C/o HT/SPT Residential Building for staff of Lhou Division (SHLT -V/1, No. T/IV - 2 nos, T/III - 3 nos, T-II/7nos, T-1/3 nos, and B/B - 10 units in Tawang District.	...	58,11	...	58,11	58,11
49	SE's Office Building at Bomdila.	...	9,27	...	9,27	9,27

STATEMENT NO.13- Contd.

(Figures in *Italic* represent Central Sector Schemes)

Nature of expenditure		Expenditure during 2006-2007			Total	Expenditure to end of 2006-2007
		Non Plan	Plan	Centrally Sponsored Schemes/Central Sector Schemes		
(In thousands of rupees)						
C. CAPITAL ACCOUNT OF ECONOMIC SERVICES -Contd.						
(e) Capital Account of Energy -Contd.						
4801	Capital Outlay on Power Projects -Contd.					
01	Hydel Generation -Concl.					
800	Other Expenditure-Concl.					
50	5 Men Bachelor Barrack at Bomdila	...	12,43	...	12,43	12,43
51	R & M of Kipti MHS Ph-I (3X500 KW)	...	1,36,83	...	1,36,83	1,36,83
	Total-800	...	6,25,66	28,73,40	34,99,06	6,10,12,20
Total	01	...	7,24,00	28,73,40	35,97,40	6,13,15,94
04	Diesel/Gas Power Generation					
800		23,17,31
Total	04	23,17,31
05	Transmission and Distribution					
800	Other Expenditure					
1	RMO D/G Set under CESD - I and II	1,69,00

STATEMENT NO.13- Contd.

(Figures in *Italic* represent Central Sector Schemes)

Nature of expenditure	Expenditure during 2006-2007			Total	Expenditure to end of 2006-2007
	Non Plan	Plan	Centrally Sponsored Schemes/Central Sector Schemes		
(In thousands of rupees)					
C. CAPITAL ACCOUNT OF ECONOMIC SERVICES -Contd.					
(e) Capital Account of Energy -Contd.					
4801	Capital Outlay on Power Projects -Contd.				
05	Transmission and Distribution -Contd.				
800	Other Expenditure -Contd.				
2	Maintenance of L.T. line S\C under Sangram Ziro Electrical	1,25,98
3	Maintenance of L.T. line S\C under Raga Ziro Electrical	1,01,23
4	Maintenance of H.T/L.T line Yazali	1,05,60
5	Maintenance of H.T/L.T line Moi to Hogri	1,98,81
6	Moht/Lt Yayali	1,03,35
7	Moht/Lt Ziro	1,39,08
8	C/o Sippi MHS at Daporijo	3,60,00
9	C/o Rangamadi Along 132 KV Tr. line for State of AP	12,68,00

150
STATEMENT NO.13- Contd.

(Figures in *Italic* represent Central Sector Schemes)

Nature of expenditure	Expenditure during 2006-2007			Total	Expenditure to end of 2006-2007
	Non Plan	Plan	Centrally Sponsored Schemes/Central Sector Schemes		

(In thousands of rupees)

C. CAPITAL ACCOUNT OF ECONOMIC SERVICES -Contd.

(e) Capital Account of Energy -Contd.

4801 Capital Outlay on Power Projects -Contd.

05 Transmission and Distribution -Contd.

800 Other Expenditure-Contd.

10	C/O Sirnyuk MHS at Jengging (2x1MW)	20,77
11	R.M.O DG Set at Along during 2000-2001.	1,23,28
12	Village Electrification programme under Jomo Administration Code No.D30093.	1,42,64
13	Maintainance of T&D line i/c station.	1,31,39
14	C/O Vidyut Bhavan at Itanagar (SH:-C/O office of the CE(P) SE(E),SE(C) etc.	89,62
15	C/o Yapak Nallah MHS near Walong in Lohit District	1,32,36
16	C/o Nuranang MHS at Jang (3x2000KW)	15,73
17	C/o Kipti MHS over River Kipti Ph-II (3x1000KW)	...	4,99,98	...	4,99,98	9,80,92

STATEMENT NO.13- Contd.

(Figures in *Italic* represent Central Sector Schemes)

<u>Expenditure during 2006-2007</u>					
Nature of expenditure	Non Plan	Plan	Centrally Sponsored Schemes/Central Sector Schemes	Total	Expenditure to end of 2006-2007
(In thousands of rupees)					
C. CAPITAL ACCOUNT OF ECONOMIC SERVICES -Contd.					
(e) Capital Account of Energy -Contd.					
4801	Capital Outlay on Power Projects -Contd.				
05	Transmission and Distribution -Contd.				
800	Other Expenditure-Contd.				
18					25,33
19		17,06		17,06	34,10
20		8,98		8,98	41,08
21		65,02		65,02	3,10,49
22					6,27,67
23					3,50,26
24					2,54,61
25					1,58

152
STATEMENT NO.13- Contd.

(Figures in *Italic* represent Central Sector Schemes)

<u>Expenditure during 2006-2007</u>					
Nature of expenditure	Non Plan	Plan	Centrally Sponsored Schemes/Central Sector Schemes	Total	Expenditure to end of 2006-2007
(In thousands of rupees)					
C. CAPITAL ACCOUNT OF ECONOMIC SERVICES -Contd.					
(e) Capital Account of Energy -Contd.					
4801	Capital Outlay on Power Projects -Contd.				
05	Transmission and Distribution -Contd.				
800	Other Expenditure-Contd.				
26	C/o 60 Nos. of small Hydel Station in different sizes upto 50 KW capacity in different areas in AP	1,15,08
27	C/o Angong Nallah MHS near Janbo (4x1000 KW)	...	3,82,79	3,82,79	3,84,64
28	RE of villages in Upper Siang District under PMGY scheme.	1,40,76
29	Other Works each Costing Rs. 1 Crore & less	...	76,86	76,86	3,26,21,49
30	Rural Electricfication of Villages in AP under PMGY	17,17
31	C/o Liromoba MHS at Liromoba (2x1000KW)	...	70,00	70,00	3,86,70
32	C/o Sidip MHS at Mariyang	...	2,48	2,48	4,15,56
33	C/o Subbung MHS at Supsing Village East Siang District	...	82,62	82,62	89,14

STATEMENT NO.13- Contd.

(Figures in *Italic* represent Central Sector Schemes)

Nature of expenditure	Expenditure during 2006-2007			Total	Expenditure to end of 2006-2007
	Non Plan	Plan	Centrally Sponsored Schemes/Central Sector Schemes		
(In thousands of rupees)					
C. CAPITAL ACCOUNT OF ECONOMIC SERVICES -Contd.					
(e) Capital Account of Energy -Contd.					
4801	Capital Outlay on Power Projects -Contd.				
05	Transmission and Distribution -Contd.				
800	Other Expenditure-Contd.				
34	C/o Payu MHS at Koloriang (1000 KW)	...	6,52	...	24,83
35	C/o Jugdin Nallah MHS (3x1 MW)	7,31
36	C/o Deopani MHS at Roing in Dibang Valley District (Ph-II)	14,09
37	C/o Domkhrong MHS at Kalaktang (2x1000 KW)	3,16,46
38	C/o Packa MHS at Seppa (2x1500 KW) in East Kameng District	10,86,04
39	Augmentation of Awapani MHS at Alinye	30,00
40	C/o Langpani MHS at Gamliyang over Langpani River (2X200 KW)	13,05

STATEMENT NO.13- Contd.

(Figures in *Italic* represent Central Sector Schemes)

Nature of expenditure		Expenditure during 2006-2007			Total	Expenditure to end of 2006-2007
		Non Plan	Plan	Centrally Sponsored Schemes/Central Sector Schemes		
(In thousands of rupees)						
C. CAPITAL ACCOUNT OF ECONOMIC SERVICES -Contd.						
(e) Capital Account of Energy -Contd.						
4801	Capital Outlay on Power Projects -Contd.					
05	Transmission and Distribution -Concl'd.					
800	Other Expenditure-Concl'd.					
41	R & M of Deopani MHS Ph-I (3X250 KW)	...	3,38	...	3,38	3,38
42	R & M of Awapani Ph-I (150 KW)	...	29,27	...	29,27	29,27
43	C/o 4 men B/Barrack at Wakka	...	2,88	...	2,88	2,88
44	C/o Division Office Building at Bordumsa	...	11,54	...	11,54	11,54
	Total-800		12,72,43	...	12,72,43	4,15,62,27
Total	05	12,72,43	...	12,72,43	4,15,62,27
06	Rural Electrification					
800	Other Expenditure	...	4,07,01	...	4,07,01	1,04,76,95

STATEMENT NO.13- Contd.

(Figures in *Italic* represent Central Sector Schemes)

Nature of expenditure		Expenditure during 2006-2007			Total	Expenditure to end of 2006-2007
		Non Plan	Plan	Centrally Sponsored Schemes/Central Sector Schemes		
(In thousands of rupees)						
C. CAPITAL ACCOUNT OF ECONOMIC SERVICES -Contd.						
(e) Capital Account of Energy -Concl.						
4801	Capital Outlay on Power Projects -Concl.					
06	Rural Electrification -Concl.					
Total	06	...	4,07,01	4,07,01	1,04,76,95
80	General					
001	Direction and Administration	...	10,04,48	...	10,04,48	54,82,24
799	Suspense	...	4,50	...	4,50	(-)2,06,01
800	Other Expenditure	...	65,42,08	...	65,42,08	4,23,63,88
Total	80	...	75,51,06	...	75,51,06	4,76,40,11
Total-4801		...	99,54,50	28,73,40	1,28,27,90	16,33,12,58
4810	Capital Outlay on Non-Conventional Sources of Energy					
600	Others	8,24
Total-4810		8,24
Total- (e)	Capital Account of Energy	...	99,54,50	28,73,40	1,28,27,90	16,33,20,82

STATEMENT NO.13- Contd.

(Figures in *Italic* represent Central Sector Schemes)Expenditure during 2006-2007

Nature of expenditure	Non Plan	Plan	Centrally Sponsored Schemes/Central Sector Schemes	Total	Expenditure to end of 2006-2007	
(In thousands of rupees)						
C. CAPITAL ACCOUNT OF ECONOMIC SERVICES -Contd.						
(f) Capital Account of Industry and Minerals						
4851	Capital Outlay on Village and Small Industries					
800	Other Expenditure	...	13,36	...	13,36	11,24,28
<hr/>						
Total-4851	...	13,36	...	13,36	11,24,28	
<hr/>						
4852	Capital Outlay on Iron and Steel Industries					
02	Manufacture					
800	Other Expenditure	9,33
<hr/>						
Total	02	9,33
<hr/>						
Total-4852	9,33
<hr/>						
4853	Capital Outlay on Non-ferrous Mining and Metallurgical Industries					
60	Other Mining and Metallurgical Industries					
190	Investments in Public Sector and Other Undertakings	...	5,00	...	5,00	3,57,30
800	Other Expenditure	...	1,01,76	...	1,01,76	1,95,46

STATEMENT NO.13- Contd.

(Figures in *Italic* represent Central Sector -Schemes)

Nature of expenditure	Expenditure during 2006-2007			Total	Expenditure to end of 2006-2007	
	Non Plan	Plan	Centrally Sponsored Schemes/Central Sector Schemes			
(In thousands of rupees)						
C. CAPITAL ACCOUNT OF ECONOMIC SERVICES -Contd.						
(f) Capital Account of Industry and Minerals -Contd.						
4853	Capital Outlay on Non-ferrous Mining and Metallurgical Industries -Concl'd.					
60	Other Mining and Metallurgical Industries -Concl'd.					
Total	60	...	1,06,76	...	1,06,76	5,52,76
Total-4853	...	1,06,76	...	1,06,76	5,52,76	
4875	Capital Outlay on other Industries					
60	Other Industries					
190	Investments in Public Sector and Other undertakings					
Total	60	...	3,00	...	3,00	2,89,50
Total-4875	...	3,00	...	3,00	2,89,50	
4885	Other Capital Outlay on Industries and Minerals					
01	Investments in Industrial Financial Institutions					
190	Investments in Public Sector and Other Undertakings					
Total	01	1,15,41
60	Others					
800	Other Expenditure					
Total	60	2,13,93

158
STATEMENT NO.13- Contd.

(Figures in *Italic* represent Central Sector Schemes)

Nature of expenditure	Expenditure during 2006-2007			Total	Expenditure to end of 2006-2007	
	Non Plan	Plan	Centrally Sponsored Schemes/Central Sector Schemes			
(In thousands of rupees)						
C. CAPITAL ACCOUNT OF ECONOMIC SERVICES -Contd.						
(f) Capital Account of Industry and Minerals -Concl'd.						
4885	Other Capital Outlay on Industries and Minerals -Concl'd.					
Total-4885	3,29,34	
Total- (f)	Capital Account of Industry and Minerals	...	1,23,12	...	1,23,12	23,05,21
(g) Capital Account of Transport						
5053	Capital Outlay on Civil Aviation					
80	General					
800	Other Expenditure					
		...	1,23,12	...	1,23,12	42,98,84
Total	80	...	1,23,12	...	1,23,12	42,98,84
Total-5053		...	1,23,12	...	1,23,12	42,98,84
5054	Capital Outlay on Roads and Bridges					
04	District and Other Roads					
800	Other Expenditure					
1	Improvement of Pakke Kameng Road (Widening)					
		1,10,37

STATEMENT NO.13- Contd.

(Figures in *Italic* represent Central Sector Schemes)

Nature of expenditure	Expenditure during 2006-2007			Total	Expenditure to end of 2006-2007
	Non Plan	Plan	Centrally Sponsored Schemes/Central Sector Schemes		
(In thousands of rupees)					
C. CAPITAL ACCOUNT OF ECONOMIC SERVICES -Contd.					
(g) Capital Account of Transport -Contd.					
5054	Capital Outlay on Roads and Bridges -Contd.				
04	District and Other Roads -Contd.				
800	Other Expenditure-Contd.				
2	Improvement of Nichiphu Bara Seppa Road	4,67,17
3	RK/02/Construction Kalaktang Boha Road (15.50) KM	...	4,00	...	1,26,37
4	C/O Yazali Sagalee BRTF Road to Bello Anbum (65 KM) (a) (SH-F/Co to 5 KM)	3,53,85
5	Widening/Construction 36 Nos of RCC slab culvert NH153	1,17
6	Widening/Construction 38 Nos of RCC slab culvert and earthen side drain NH153	31,86
7	90 Namchik - Manmao Renuk (42.68km). SH/EI Work Culvert R&B Wall WBM, BIT; Bridges	1,22,80
8	Old Palin to Galang road - 11.00 K.M.	50,17

STATEMENT NO.13- Contd.

(Figures in *Italic* represent Central Sector Schemes)Expenditure during 2006-2007

Nature of expenditure	Non Plan	Plan	Centrally Sponsored Schemes/Central Sector Schemes	Total	Expenditure to end of 2006-2007
-----------------------	----------	------	--	-------	---------------------------------

(In thousands of rupees)

C. CAPITAL ACCOUNT OF ECONOMIC SERVICES -Contd.

(g) Capital Account of Transport -Contd.

5054 Capital Outlay on Roads and Bridges -Contd.

04 District and Other Roads -Contd.

800 Other Expenditure-Contd.

9	C/o Bailey Bridge over river Pareng (span - 40 km).	6,95
10	C/o Steel Bridge over river Pare at Uporiang Span = 60mtrs	6,00
11	E/Work Cul. R&B Wall, Sol, Metalling Black	1,20,00
12	F/Cutting, culvert (0-6.00 km) Ph - II: Road from Bui to Gusar.	1,05
13	C/o Gachom Morshing Road 27 km C/o Steel Grider Bridger over River Zindingkho near Gachom (Span 52 mtrs)	26,93
14	By Pass road to Bomdila Township from BRTF road via New Bomdila	52,07

STATEMENT NO.13- Contd.

(Figures in *Italic* represent Central Sector Schemes)

Nature of expenditure	Expenditure during 2006-2007			Total	Expenditure to end of 2006-2007
	Non Plan	Plan	Centrally Sponsored Schemes/Central Sector Schemes		
(In thousands of rupees)					
C. CAPITAL ACCOUNT OF ECONOMIC SERVICES -Contd.					
(g) Capital Account of Transport -Contd.					
5054	Capital Outlay on Roads and Bridges -Contd.				
04	District and Other Roads -Contd.				
800	Other Expenditure-Contd.				
15	C/o Road from Pine Grove to Siro (44 Km) SH:FC, Culverts, R/Wall Solling, WBM, B/T i/c Bridges.	5,32,92
16	SH - FC Culverts R/Wall, Solling, WBM, B/T i/c Bridges	5,92,92
17	C/o Road from Patum to Rungong.	40,00
18	C/o Bridge over river Papu at Ch.17.20 Km (span 55.00m)	...	2,00	2,00	6,53
19	C/o steel truss girder bridge over river Dibang/Dri.	38,00
20	Kambang Darak Road (16 Km) WBM & BT (0.8 Km).	1,41
21	FC,Culvert, Soling, WBM,BT,R/Wall & B/Wall i/c 6 nos. Bridges.	1,68,59

STATEMENT NO.13- Contd.

(Figures in *Italic* represent Central Sector Schemes)

Nature of expenditure	Expenditure during 2006-2007			Total	Expenditure to end of 2006-2007
	Non Plan	Plan	Centrally Sponsored Schemes/Central Sector Schemes		

(In thousands of rupees)

C. CAPITAL ACCOUNT OF ECONOMIC SERVICES -Contd.

(g) Capital Account of Transport -Contd.

5054 Capital Outlay on Roads and Bridges -Contd.

04 District and Other Roads -Contd.

800 Other Expenditure-Contd.

22	Construction of Roing Shantipur Road (21.50 Km)	1,49,99
23	C/o Bye-pass road to Roing Township (8.20 Km)	35,02
24	Improvement of Dambuk from 31.40 Km to 46.020 Km.	56,99
25	Improvement and realignment of porter track from Jang to Sulungthi (95 Km)	1,22,00
26	FC 31.50 Km to 44.966 Km.	1,00
27	Improvement and Upgradation of bypass road from Bomdir on BRTF road to District headquarter at Tawang (9.60 Km) job No.AR/CRF/2002-03-08.	80,00

STATEMENT NO.13- Contd.

(Figures in *Italic* represent Central Sector Schemes)

Nature of expenditure	Expenditure during 2006-2007			Total	Expenditure to end of 2006-2007	
	Non Plan	Plan	Centrally Sponsored Schemes/Central Sector Schemes			
(In thousands of rupees)						
C. CAPITAL ACCOUNT OF ECONOMIC SERVICES -Contd.						
(g) Capital Account of Transport -Contd.						
5054	Capital Outlay on Roads and Bridges -Contd.					
04	District and Other Roads -Contd.					
800	Other Expenditure-Contd.					
28	Other Works each Costing Rs. 1 Crore & less	...	173,44,82	3,45,00 91,99	1,77,81,81	17,22,70,47
29	Manmao Changlang road 44 K.m. SH/E/works, Culvert R&B walls, Solling, Metalling BT and Bridge	77,20
30	Reconstruction of 207 m span suspension bridge over river Siang at Nubo in Upper Siang District	1,20,99
31	C/o RCC bridge over river Tissi at ch.10.50 km.	...	4,39	...	4,39	4,39
32	Sangram - Nyapin Road (38 km) WBM & BT = 20-30 km	...	9,76	...	9,76	9,76

STATEMENT NO.13- Contd.

(Figures in *Italic* represent Central Sector Schemes)

Nature of expenditure.	Expenditure during 2006-2007			Total	Expenditure to end of 2006-2007
	Non Plan	Plan	Centrally Sponsored Schemes/Central Sector Schemes		

(In thousands of rupees)

C. CAPITAL ACCOUNT OF ECONOMIC SERVICES -Contd.

(g) Capital Account of Transport -Contd.

5054 Capital Outlay on Roads and Bridges -Contd.

04 District and Other Roads -Contd.

800 Other Expenditure-Contd.

33	Road from Deed to Mengio via Bello (55 km)	...	4,00	...	4,00	4,00
34	16 km point of Bomdila - Dirang Road (106.40 km)	...	1,67	...	1,67	1,67
35	Lhou Jangda Road (35)	...	2,00	...	2,00	2,00
36	Longkai - Muktowa Road (9.10 km)	...	15,14	...	15,14	15,14
37	C/o Steel Bridge over Namchik river (Span 40 km)	...	5,19	...	5,19	5,19
38	C/o Steel Bridge over river Pare at Ch.9.60 km (Span = 50 mtrs) at Leoporiang	...	16,86	...	16,86	16,86
39	Bridge over river Nyamjangchu near Namtsering village at Ch. 34.50 km (Span 170 feet)	...	12,71	...	12,71	12,71
40	C/o Steel grider Bridge over river Zingding Kho near Gocham (55.10) mtrs. span	...	10,00	...	10,00	10,00

STATEMENT NO.13- Contd.

(Figures in *Italic* represent Central Sector Schemes)Expenditure during 2006-2007

Nature of expenditure	Non Plan	Plan	Centrally Sponsored Schemes/Central Sector Schemes	Total	Expenditure to end of 2006-2007
-----------------------	----------	------	--	-------	---------------------------------

(In thousands of rupees)

C. CAPITAL ACCOUNT OF ECONOMIC SERVICES -Contd.

(g) Capital Account of Transport -Contd.

5054 Capital Outlay on Roads and Bridges -Contd.

04 District and Other Roads -Contd.

800 Other Expenditure-Contd.

41	C/o Steel Bridge at Khongpathar (Span 40 mtr)	...	8,45	...	8,45	8,45
42	Reconstruction of Steel Bridge (Span 25 mtr) over Jenthu on Piyong - Jenglai - Winko Road on 3.45 km	...	11,46	...	11,46	11,46
43	C/o Steel/RCC Bridge over Jenthu Nallah at Ch.8.50 km (Span 40 mtr)	...	8,01	...	8,01	8,01
44	C/o Bailey Bridge over river Poma (Span 55 mtr)	...	19,00	...	19,00	19,00
45	C/o Bridge over river Kuru at Ch. 7.35 km (Span 58 m)	...	11,32	...	11,32	11,32
46	C/o Approach Road on Hawai side (SH : C/o Viaduct of Span 51 mtr)	...	4,07	...	4,07	4,07
47	C/o Steel/RCC Bridge at Ch. 1.10 km (Span 25 mtr) 2 nos.	...	11,00	...	11,00	11,00

STATEMENT NO.13- Contd.

(Figures in *Italic* represent Central Sector Schemes)

Nature of expenditure	Expenditure during 2006-2007			Total	Expenditure to end of 2006-2007
	Non Plan	Plan	Centrally Sponsored Schemes/Central Sector Schemes		

(In thousands of rupees)

C. CAPITAL ACCOUNT OF ECONOMIC SERVICES -Contd.

(g) Capital Account of Transport -Contd.

5054 Capital Outlay on Roads and Bridges -Contd.

04 District and Other Roads -Contd.

800 Other Expenditure-Contd.

48	C/o Steel Truss girder Bridge over River Jia at Mobang - II (Span 45 mtr)	...	5,51	...	5,51	5,51
49	C/o Bailey Bridge over Nallah 16th Mile of 15 mtr Span 1. no at Ch.4200 km	...	11,92	...	11,92	11,92
50	C/o Steel Bridge over Sipur Nallah	...	17,86	...	17,86	17,86
51	C/o Bailey Bridge over Simen Korong	...	10,17	...	10,17	10,17
52	C/o Bridge over River Sipu to connect Pakam area to BRTF Road through Assam Rifle Complex crossing Sipu River (Span 45 mtr)	...	56,29	...	56,29	56,29
53	Permanent Bridge over Simang river at Pirak at Ch.0.20 km	...	15,32	...	15,32	15,32

STATEMENT NO.13- Contd.

(Figures in *Italic* represent Central Sector Schemes)

Nature of expenditure	Expenditure during 2006-2007			Total	Expenditure to end of 2006-2007	
	Non Plan	Plan	Centrally Sponsored Schemes/Central Sector Schemes			
(In thousands of rupees)						
C. CAPITAL ACCOUNT OF ECONOMIC SERVICES -Contd.						
(g) Capital Account of Transport -Contd.						
5054	Capital Outlay on Roads and Bridges -Concl'd.					
04	District and Other Roads -Concl'd.					
800	Other Expenditure-Concl'd.					
54	Damparijo - Hali Road (50 km) FC , (19.50 - 38.00 km)	...	1,56	...	1,56	1,56
55	Ngopok - Silluk Road (12.60 km)	...	99	...	99	99
	Total-800	...	1,76,25,47	3,45,00 91,99	1,80,62,46	17,60,45,44
Total	04	...	1,76,25,47	3,45,00 91,99	1,80,62,46	17,60,45,44
Total-5054		...	1,76,25,47	3,45,00 91,99	1,80,62,46	17,60,45,44
5055	Capital Outlay on Road Transport					
050	Lands and Buildings	...	34,60	...	34,60	9,31,30
102	Acquisition of Fleet	...	2,13,84	...	2,13,84	29,46,90
103	Workshop Facilities	...	1,37,97	...	1,37,97	8,49,96
800	Other expenditure	11,67,45

168
STATEMENT NO.13- Contd.

(Figures in *Italic* represent Central Sector Schemes)

Nature of expenditure	Expenditure during 2006-2007			Total	Expenditure to end of 2006-2007
	Non Plan	Plan	Centrally Sponsored Schemes/Central Sector Schemes		

(In thousands of rupees)

C. CAPITAL ACCOUNT OF ECONOMIC SERVICES -Contd.

(g) Capital Account of Transport -Concl'd.

5055 Capital Outlay on Road Transport -Concl'd.

Total-5055	...	3,86,41	...	3,86,41	58,95,61
------------	-----	---------	-----	---------	----------

Total- (g)	Capital Account of Transport	...	1,81,35,00	3,45,00 <i>91,99</i>	1,85,71,99	18,62,39,89
------------	------------------------------	-----	------------	-------------------------	------------	-------------

(i) Capital Account of Science Technology and Environment

5425 Capital Outlay on Other Scientific and Environmental Research

600	Other Services	9,56
-----	----------------	-----	-----	-----	-----	------

800	Other Expenditure	30,00
-----	-------------------	-----	-----	-----	-----	-------

Total-5425		39,56
------------	--	-----	-----	-----	-----	-------

Total- (i)	Capital Account of Science Technology and Environment	39,56
------------	---	-----	-----	-----	-----	-------

(j) Capital Account of General Economic Services

5452 Capital Outlay on Tourism

01 Tourist Infrastructure

102	Tourist Accommodation	7,04,58 <i>7,06,38</i>	14,10,96	44,94,27
-----	-----------------------	-----	-----	---------------------------	----------	----------

STATEMENT NO.13- Contd.

(Figures in *Italic* represent Central Sector Schemes)

Nature of expenditure	Expenditure during 2006-2007			Total	Expenditure to end of 2006-2007
	Non Plan	Plan	Centrally Sponsored Schemes/Central Sector Schemes		
(In thousands of rupees)					
C. CAPITAL ACCOUNT OF ECONOMIC SERVICES -Contd.					
(j) Capital Account of General Economic Services -Concl.					
5452	Capital Outlay on Tourism -Concl.				
01	Tourist Infrastructure -Concl.				
800	Other expenditure	2,13,67
Total	01	7,04,58 7,06,38	14,10,96 47,07,94
80	General				
800	Other Expenditure	...	70,00	...	70,00 9,77,97
Total	80	...	70,00	...	70,00 9,77,97
Total-5452		...	70,00	7,04,58 7,06,38	14,80,96 56,85,91
5475	Capital Outlay on Other General Economic Services				
102	Civil Supplies	3,18,85
112	Statistics	...	31,07	...	31,07 4,97,05
800	Other Expenditure	...	2,56	...	2,56 1,46,80
Total-5475		...	33,63	...	33,63 9,62,70
Total- (j)	Capital Account of General Economic Services	...	1,03,63	7,04,58 7,06,38	15,14,59 66,48,61

STATEMENT NO.13- Concl'd.

(Figures in *Italic* represent Central Sector Schemes)

Nature of expenditure	Expenditure during 2006-2007			Total	Expenditure to end of 2006-2007
	Non Plan	Plan	Centrally Sponsored Schemes/Central Sector Schemes		
(In thousands of rupees)					
C. CAPITAL ACCOUNT OF ECONOMIC SERVICES -Concl'd.					
Total C. CAPITAL ACCOUNT OF ECONOMIC SERVICES	13.85	3,69,54,81	14,55,87 39,48,33	4,23,72,86	42,06,40,77
GRAND TOTAL	13.85	49,35,34	43,04,17 47,06,71	5,85,60,07	54,95,33,10

STATEMENT NO. 14

DETAILS OF INVESTMENTS OF GOVERNMENT IN STATUTORY CORPORATIONS, GOVERNMENT COMPANIES, OTHER JOINT-STOCK COMPANIES, CO-OPERATIVE BANKS AND SOCIETIES, ETC TO THE END OF 2006-2007

Sl. No.	Name of Concern	Year(s) of investment	Details of investment Type	No. of shares	Face value of each share	Amount invested	Percentage of Government investment to the total paid up capital	Dividend declared / Interest received and credited to Government during the year	Remarks
1	2	3	4	5	6	7	8	9	10
(In thousands of rupees)									
I Government Companies									
1.	Arunachal Pradesh Forest Corporation Limited	1977-1978 to 1985-1986 to 1987-1988	Equity Shares	(a)	100 each	2,70,00	100%	...	The Corporation sustained a loss of Rs. 3,08.95 lakhs during the year 1998-99. The accumulated profit upto the year 1998-99 were Rs 16,39.56 lakhs. The working results from 1999-2000 onwards have not been intimated (October, 2007).
		1985-1986 to 1987-1988	Equity Shares	(a)	100 each	59.72	100%	...	
		1995-1996	Equity Shares	(a)	100 each	50.00	100%	...	
					Total	3,79,72			
2.	Arunachal Plywood Industries Limited	1987-1988	Equity Shares	(a)	3 each	20,28	26%	...	
					Total	20,28			
3.	Arunachal Pradesh Industrial Development and Financial Corporation Limited	1983-1984	Equity Shares	(a)	100 Each	1,15,41	100%	...	The Corporation sustained a loss of Rs. 1,74.94 lakhs during the year 2004-2005. The accumulated loss upto the year 2004-2005 were Rs 1679.64 lakhs. The working results from 2005-2006 have not been intimated (October, 2007).
		1999-2000	Equity Shares	(17000)	100 Each	17,00	100%	...	
		1999-2000	Equity Shares	(a)	100 Each	10,00	100%	...	
		2000-2001	Equity Shares	(17000)	100 Each	17,00	100%	...	
		2002-2003	Equity Shares	(a)	(a)	5,00	(a)	...	
		2003-2004	(a)	(a)	100 Each	5,00	(a)	...	

(a) Full particulars indicating the number, type and face value of each shares have not been intimated (October, 2007).

STATEMENT NO. 14- Contd.

Sl. No.	Name of Concern	Year(s) of investment	Details of investment		Face value of each share	Amount invested	Percentage of Government investment to the total paid up capital	Dividend declared / Interest received and credited to Government during the year	Remarks
1	2	3	4	5	6	7	8	9	10
(In thousands of rupees)									
I Government Companies-Contd.									
3.	Arunachal Pradesh Industrial Development and Financial Corporation Limited -Concltd.	2004-2005	Equity Shares	(5000)	100 Each	5,00	100%	...	
		2005-2006	Equity Shares	(5000)	100 Each	5,00	100%	...	
		2006-2007	Equity Shares	(a)	(a)	3,00	(a)	...	
					Total	1,82,41			
4.	Handloom and Handicraft Development Corporation Limited	1991-1992	(a)	(a)	(a)	4,50	(a)	...	The Corporation sustained a loss of Rs. 3,48.31 lakhs upto the year 1996-1997. The working results from 1997-1998 onwards have not been intimated (October, 2007).
		1992-1993	(a)	(a)	(a)	23,00	(a)	...	
		1993-1994	(a)	(a)	(a)	15,00	(a)	...	
		1994-1995	(a)	(a)	(a)	20,00	(a)	...	
		1995-1996	(a)	(a)	(a)	10,00	(a)	...	
		1996-1997	(a)	(a)	(a)	10,00	(a)	...	
					Total	82,50			

(a) Full particulars indicating the number, type and face value of each shares have not been intimated (October,2007).

STATEMENT NO. 14- Contd.

Sl. No.	Name of Concern	Year(s) of investment	Details of investment		Face value of each share	Amount invested	Percentage of Government investment to the total paid up capital	Dividend declared / Interest received and credited to Government during the year	Remarks
			Type	No. of shares					
1	2	3	4	5	6	7	8	9	10
(In thousands of rupees)									
I Government Companies-Contd.									
5.	Arunachal Pradesh Mineral Development and Trading Corporation	1991-1992	Equity Shares	(a)	100 each	44,10	100%	...	The Corporation sustained a loss of Rs. 12.66 lakhs during the year 1993-1994. The accumulated loss upto the year 1993-1994 were Rs. 24.80 lakhs. The working results from 1994-1995 onwards have not been intimated (October, 2007).
		1992-1993	Equity Shares	(a)	100 each	49,00	(a)	...	
		1993-1994	Equity Shares	(a)	100 each	32,00	(a)	...	
		1994-1995	Equity Shares	(a)	100 each	27,00	100%	...	
		1995-1996	Equity Shares	(a)	100 each	15,00	100%	...	
		1996-1997	Equity Shares	(a)	100 each	12,00	100%	...	
		1997-1998	Equity Shares	(a)	100 each	30,00	100%	...	
		2000-2001	Equity Shares	(2000)	100 each	20,00	100%	...	
		2004-2005	Equity Shares	(5000)	100 each	5,00	100%	...	

(a) Full particulars indicating the number, type and face value of each shares have not been intimated (October, 2007).

STATEMENT NO. 14- Contd.

Sl. No.	Name of Concern	Year(s) of investment	Details of investment		Face value of each share	Amount invested	Percentage of Government investment to the total paid up capital	Dividend declared / Interest received and credited to Government during the year	Remarks
1	2	3	4	5	6	7	8	9	10
(In thousands of rupees)									
I Government Companies-Concl.									
5.	Arunachal Pradesh Mineral Development and Trading Corporation – Concl.	2006-2007	Equity Shares	(a)	(a)	5,00	(a)	...	
Total						<u>2,39,10</u>			
Total -Government Companies						<u>9,04,01</u>			
II Co-operative Bank, Societies etc.									
6.	Arunachal Pradesh State Co-operative Apex Bank Ltd. Naharlagun	2005-2006	(a)	(a)	(a)	10,53,00	(a)	...	
Total						<u>10,53,00</u>			
7.	Regional Rural Bank	1984-1985	(a)	(a)	(a)	3,75	(a)	...	
		1988-1989	(a)	(a)	(a)	3,75	(a)	...	
		1990-1991	(a)	(a)	(a)	3,75	(a)	...	
		1992-1993	(a)	(a)	(a)	3,75	(a)	...	
		1995-1996	(a)	(a)	(a)	31,61	(a)	...	
Total						<u>46,61</u>			

(a) Full particulars indicating the number, type and face value of each shares have not been intimated (October,2007).

STATEMENT NO. 14- Contd.

Sl. No.	Name of Concern	Year(s) of investment	Details of investment		Face value of each share	Amount invested	Percentage of Government investment to the total paid up capital	Dividend declared / Interest received and credited to Government during the year	Remarks
			Type	No. of shares					
1	2	3	4	5	6	7	8	9	10

(In thousands of rupees)

II Co-operative Bank, Societies etc. - Contd.

8.	Credit Co-operatives (9 Societies)	1984-1985	Ordinary Shares	(a)	(a)	55,84	(a)	...	
					Total	<u>55,84</u>			
9.	Farming Co-operatives (9 Societies)	1985-1986	Ordinary Shares	(a)	(a)	89	(a)	...	
		2002-2003	(a)	(a)	(a)	76,18	(a)	...	
					Total	<u>77,07</u>			
10.	Other Co-operatives (124 Societies)	1986-1987	Ordinary Shares	(a)	(a)	1,16,34	(a)	...	
		1987-1988	(a)	(a)	(a)	6,47	(a)	...	
		1990-1991	(a)	(a)	(a)	5,95	(a)	...	
		1991-1992	(a)	(a)	(a)	15,00	(a)	...	
		1992-1993	(a)	(a)	(a)	2,54	(a)	...	
		1993-1994	(a)	(a)	(a)	7,34	(a)	...	

(a) Full particulars indicating the number, type and face value of each shares have not been intimated (October,2007).

STATEMENT NO. 14- Contd.

Sl. No.	Name of Concern	Year(s) of investment	Details of investment		Face value of each share	Amount invested	Percentage of Government investment to the total paid up capital	Dividend declared / Interest received and credited to Government during the year	Remarks
			Type	No. of shares					
1	2	3	4	5	6	7	8	9	10

(In thousands of rupees)

II Co-operative Bank , Societies etc. - Contd.

10. Other Co-operatives (124 Societies) -Contd.

1994-1995	(a)	(a)	(a)	14,00	(a)	...
1995-1996	(a)	(a)	(a)	50,00	(a)	...
1996-1997	(a)	(a)	(a)	31,29	(a)	...
1997-1998	(a)	(a)	(a)	20,73	(a)	...
1998-1999	(a)	(a)	(a)	27,36	(a)	...
2001-2002	(a)	(a)	(a)	2,09,97	(a)	...
2001-2002	(a)	(a)	(a)	9,10	(a)	...
2002-2003	(a)	(a)	(a)	2,46	(a)	...
2005-2006	(a)	(a)	(a)	92,70	(a)	...
2006-2007	(a)	(a)	(a)	3,91,25	(a)	...

(a) Full particulars indicating the number, type and face value of each shares have not been intimated (October,2007).

The Progressive difference between Statement No.13 and Statement No.14 is under correspondence with the State Government. Reply is awaited (October, 2007).

STATEMENT NO. 14- Concl'd.

Sl. No.	Name of Concern	Year(s) of investment	Details of investment		Face value of each share	Amount invested	Percentage of Government investment to the total paid up capital	Dividend declared / Interest received and credited to Government during the year	Remarks
			Type	No. of shares					
1	2	3	4	5	6	7	8	9	10

(In thousands of rupees)


II Co-operative Bank , Societies etc -Concl'd.

10. Other Co-operatives (124 Societies) -Concl'd.

						10,02,50			
11.	Multipurpose Rural Co-operatives	2001-2002	(a)	(a)	(a)	33.50	(a)	
		2004-2005	(a)	(a)	(a)	40	(a)	...	
		2004-2005	(a)	(a)	(a)	50	(a)	...	
		2005-2006	(a)	(a)	(a)	3,00	(a)	...	
						37,40			
						22,72,42			
						31,76,43(*)			

Total - Co-operative Bank , Societies etc.

GRAND TOTAL



a) Full particulars indicating the number, type and face value of each shares have not been intimated (October,2007).

*) Difference of Rs. 1,60,98 thousands under Major head 4401-190 during the year 2006-2007 between Statement No. 13 and Statement No.14 is under correspondence with the State Government (October,2007).

STATEMENT NO. 15

**STATEMENT SHOWING CAPITAL AND OTHER EXPENDITURE
(OTHER THAN ON REVENUE ACCOUNT) TO THE END OF 2006-2007
AND THE PRINCIPAL SOURCES FROM WHICH FUNDS
WERE PROVIDED FOR THAT EXPENDITURE**

Heads	On 1st April 2006	During the Year 2006-2007	On 31 st March 2007
	(In crores of rupees)		
CAPITAL AND OTHER EXPENDITURE -			
Capital Expenditure-			
1. Public Works	2,11.61	14.75	2,26.36
2. Other General Services	62.24	7.27	69.51
3. Social Services	8,53.20	1,39.85	9,93.05
4. Agriculture and Allied Activities	1,12.51	15.63	1,28.14
5. Rural Development	20.65	0.92	21.57
6. Special Areas Programmes	3,01.46	64.47	3,65.93
7. Irrigation and Flood Control	92.90	12.33	1,05.23
8. Energy	15,04.92	1,28.28	16,33.20
9. Industry and Minerals	21.82	1.23	23.05
10. Transport	16,76.68	1,85.72	18,62.40
11. Science Technology and Environment	0.40	...	0.40
12. General Economic Services	51.34	15.15	66.49
Total - Capital Expenditure	49,09.73	5,85.60	54,95.33

STATEMENT NO. 15-Contd.

Heads	On 1st April 2006	During the Year 2006-2007	On 31 st March 2007
(In crores of rupees)			
CAPITAL AND OTHER EXPENDITURE –Contd.			
F. Loans and Advances-			
Loans for Education, Sports, Art and Culture	0.01	...	0.01
Loans for Urban Development	0.15	...	0.15
Loans for Crop Husbandry	0.10	...	0.10
Loans for Soil and Water Conservation	0.01	...	0.01
Loans for Co-operation	10.20	1.42	11.62
Loans for Village and Small Industries	1.92	(a)	1.92
Loans for Non-ferrous Mining and Metallurgical Industries	0.15	...	0.15
Other Loans to Industries and Minerals	6.10	...	6.10
Loans to Government Servants, etc	6.83	1.02	7.85
Total: F. Loans and Advances	25.47	2.44	27.91

(a) Rs. 26 thousand only under receipts.

STATEMENT NO. 15-Concl'd.

Heads	On 1st April 2006	During the Year 2006-2007	On 31 st March 2007
(In crores of rupees)			
CAPITAL AND OTHER EXPENDITURE-Concl'd.			
Transfer to Contingency Fund	0.10	...	0.10
Total - Capital and Other Expenditure	49,35.30	5,88.04	55,23.34
Net Capital and Other Expenditure	49,35.30	5,88.04	55,23.34(X)
PRINCIPAL SOURCES OF FUNDS -			
Debt			
Internal Debt of the State Government	12,31.89	45.95	12,77.84
Loans and Advances from the Central Government	4,92.62	(-) 28.02(*)	4,64.60
Small Savings, Provident Funds, etc.	4,64.38	62.94	5,27.32
Total- Debt	21,88.89	80.87	22,69.76
Other receipts :-			
Contingency Fund	0.05	...	0.05
Reserve Fund	1,16.73	10.00	1,26.73
Net balance under Deposit and Advances, Suspense and Miscellaneous other than those shown separately	1,01.80	(-)1,39.69(a)	(-)37.89
Remittances	(-)1,00.57	(-) 4.67(a)	(-)1,05.24
Total - Debt and Other receipt	23,06.90	(-)53.49	22,53.41
Deduct- Cash Balance	(-)11.77	3.98	(-)7.79
Investment	24.90	49.43	74.33
Add Revenue Surplus	...	6,94.94	...
Net Provision of Funds	22,93.77	5,88.04	21,86.87(Y)

Note :- The net provision of Funds (Y) shown in the Statement differs from the Net Capital and other expenditure (X) up to the end of the year by Rs.33,36.47 crores. This is explained below:-

(In crores of rupees)

1) Accumulated Revenue surplus	33,25.17
2) Vide items of differences explained at page 118 of Finance Accounts for the year 1993-94	11.30
Total	<u>33,36.47</u>

(*)Minus figure is due to expenditure more than receipts during the year.

(a) Minus figure is due to adjustment of earlier years outstanding balances.

SECTION – B

DEBT, CONTINGENCY FUND AND PUBLIC ACCOUNT

STATEMENT NO.16

DETAILED STATEMENT OF RECEIPTS, DISBURSEMENTS AND BALANCES UNDER HEADS OF ACCOUNT RELATING TO DEBT, CONTINGENCY FUND AND PUBLIC ACCOUNTS

Head of Account		Opening Balance	Receipts	Disbursements	Closing Balance
(In thousand of rupees)					
Part I - CONSOLIDATED FUND					
Receipts Heads (Revenue Account)(a)			25,92,17,66		
Expenditure Heads (Revenue Account)(a)				18,97,23,39	
Expenditure Heads (Capital Account)(a)				5,85,60,07	
E. Public Debt (b)					
6003 Internal Debt of the State Government	Cr	12,31,89,12	2,99,74,30	2,53,79,74	Cr 12,77,83,68
6004 Loans and Advances from the Central Government	Cr	4,92,61,91	16,66,97 #	44,68,63 (*)	Cr 4,64,60,25
Total :- E. Public Debt (b)	Cr	17,24,51,03	3,16,41,27	2,98,48,37	Cr 17,42,43,93
F. Loans and Advances (c)					
6202 Loans for Education, Sports, Art and Culture	Dr	1,17			Dr 1,17
6217 Loans for Urban Development	Dr	15,00	Dr 15,00
6401 Loans for Crop Husbandry	Dr	9,91	Dr 9,91
6402 Loans for Soil and Water Conservation	Dr	1,12	Dr 1,12
6425 Loans for Co-operation	Dr	10,20,04	16,96	1,58,75	Dr 11,61,83
6851 Loans for Village and Small Industries	Dr	1,92,51	26	...	Dr 1,92,25
6853 Loans for Non-ferrous Mining and Metallurgical Industries	Dr	15,00	Dr 15,00
6885 Other Loans to Industries and Minerals	Dr	6,09,92	Dr 6,09,92
7610 Loans to Government Servants, etc	Dr	6,82,60	2,16,29	3,18,74	Dr 7,85,05
Total :- F. Loans and Advances(c)	Dr	25,47,27	2,33,51	4,77,49	Dr 27,91,25
Total :- Part - I Consolidated Fund			29,10,92,44	27,86,09,32	
Part - II CONTINGENCY FUND					
8000 Contingency Fund					
Total: 8000 Contingency Fund	Cr	4,85	Cr 4,85
Total - Part II (Contingency Fund)	Cr	4,85	Cr 4,85

(a) These transactions are closed to 'Government Account'.

(b) For detailed Account please see Statement No. 17.

(c) For detailed Account please see Statement No. 18.

Please see footnote # at page 191 of Statement No. 17.

STATEMENT NO.16- Contd.

Head of Account		Opening Balance	Receipts	Disbursements	Closing Balance
(In thousand of rupees)					
Part - III PUBLIC ACCOUNT					
I. SMALL SAVINGS, PROVIDENT FUNDS, ETC.					
(b) State Provident Funds					
8009	State Provident Funds				
01	Civil				
101	General Provident Funds	Cr 4,15,53,31	1,27,01,86	67,40,76	Cr 4,75,14,41
102	Contributory Provident Fund	Cr 3,29,36	Cr 3,29,36
104	All India Services Provident Fund	Cr 4,64	10,67	1,16	Cr 14,15
Total:	8009 State Provident Funds	Cr 4,18,87,31	1,27,12,53	67,41,92	Cr 4,78,57,92
Total:	(b) State Provident Funds	Cr 4,18,87,31	1,27,12,53	67,41,92	Cr 4,78,57,92
(c) Other Accounts					
8011	Insurance and Pension Funds				
107	State Government Employees Group Insurance Scheme				
	(a) Insurance Fund	Cr 44,29,76	5,59,95	2,33,56	Cr 47,56,15
	(b) Savings Fund	Cr 1,21,03	4,32	6,91	Cr 1,18,44
Total:	8011 Insurance and Pension Funds	Cr 45,50,79	5,64,27	2,40,47	Cr 48,74,59
Total:	(c) Other Accounts	Cr 45,50,79	5,64,27	2,40,47	Cr 48,74,59
Total :-	I. SMALL SAVINGS, PROVIDENT FUNDS, ETC.	Cr 4,64,38,10	1,32,76,80	69,82,39	Cr 5,27,32,51
J. RESERVE FUND					
(b) Reserve Funds not bearing Interest					
8222	Sinking Funds				
01	Appropriation for reduction or avoidance of Debt				
101	Sinking Funds	Cr 24,90,00	10,00,00	...	Cr 34,90,00
02	Sinking Fund Investment Account				
101	Sinking Fund-Investment Account	Dr 24,90,00	...	10,00,00	Dr 34,90,00
Total:	8222 Sinking Funds	Gross : Cr 24,90,00	10,00,00	...	Cr 34,90,00
	Investment :	Dr 24,90,00	...	10,00,00	Dr 34,90,00

STATEMENT NO.16- Contd.

Head of Account		Opening Balance	Receipts	Disbursements	Closing Balance
(In thousand of rupees)					
Part - III PUBLIC ACCOUNT -Contd.					
J. RESERVE FUND-Concl.					
(b) Reserve Funds not bearing Interest- Concl.					
8235 General and Other Reserve Funds					
111	Calamity Relief Fund	Cr 2,00,00	Cr 2,00,00
200	Other Funds	Cr 89,82,80	Cr 89,82,80
Total:	8235 General and Other Reserve Funds	Cr 91,82,80	Cr 91,82,80
Total: (b) Reserve Funds not bearing Interest					
		Cr 1,16,72,80	10,00,00	...	Cr 1,26,72,80
		Dr 24,90,00	...	10,00,00	Dr 34,90,00
Total :-	J. RESERVE FUND	Cr 1,16,72,80	10,00,00	...	Cr 1,26,72,80
	Gross Investments:	Dr 24,90,00	...	10,00,00	Dr 34,90,00
K. DEPOSITS AND ADVANCES					
(b) Deposits not bearing interest					
8443 Civil Deposits					
101	Revenue Deposits	Cr 1,23,99	Cr 1,23,99
103	Security Deposits	Cr 1,39,58	71,97	50	Cr 2,11,05
104	Civil Court Deposits	Cr 1,69,66	Cr 1,69,66
105	Criminal Court Deposits	Dr 6,42	Dr 6,42(a)
106	Personal Deposits	Cr 7,58	13,49	90,10,58	Dr 89,89,51(*)
108	Public Works Deposits	Cr 50,42,74	1,64,35,02	1,22,27,68	Cr 92,50,08
121	Deposits in Connection with Elections	Cr 1	Cr 1
800	Other Deposits	Cr 1,68,95	38,35	...	Cr 2,07,30
Total:	8443 Civil Deposits	Cr 56,46,09	1,65,58,83	2,12,38,76	Cr 9,66,16
8449 Other Deposits					
120	Miscellaneous Deposits	Cr 2,07	Cr 2,07
Total:	8449 Other Deposits	Cr 2,07	Cr 2,07
Total:	(b) Deposits not bearing Interest	Cr 56,48,16	1,65,58,83	2,12,38,76	Cr 9,68,23

(a) Adverse balance is under correspondence with the State Government (October, 2007).

(*) Adverse balance is under investigation.

STATEMENT NO.16- Contd.

Head of Account		Opening Balance	Receipts	Disbursements	Closing Balance	
(In thousand of rupees)						
Part - III PUBLIC ACCOUNT-Contd.						
K. DEPOSITS AND ADVANCES-Concl.						
(c) Advances						
8550	Civil Advances					
101	Forest Advances	Dr 5,45,18	63,38,01	68,02,62	Dr	10,09,79
103	Other Departmental Advances	Dr 6,50,01	1,35,08	...	Dr	5,14,93
104	Other Advances	Dr 6,76	24	52	Dr	7,04
Total:	8550 Civil Advances	Dr 12,01,95	64,73,33	68,03,14	Dr	15,31,76
Total:	(c) Advances	Dr 12,01,95	64,73,33	68,03,14	Dr	15,31,76
Total :-	K. DEPOSITS AND ADVANCES	Cr 44,46,21	2,30,32,16	2,80,41,90	Dr	5,63,53
L. SUSPENSE AND MISCELLANEOUS						
(b) Suspense						
8658	Suspense Accounts					
101	Pay and Accounts Office - Suspense	Dr 11,92,39	...	53,13	Dr	12,45,52
102	Suspense Account (Civil)	Dr 11,52,87	34,99	79,71	Dr	11,97,59
107	Cash settlement Suspense Account	Dr 19,40,48	25,43	74	Dr	19,15,79
109	Reserve Bank Suspense - Headquarters	Dr 15,53	74,65	(-)44,11(a)	Cr	1,03,23
110	Reserve Bank Suspense - Central Accounts Office	Cr 1,13,44,37	(-)2,39,85,85(*)	(-)1,47,67,89(*)	Cr	21,26,41
112	Tax Deducted at source(TDS) Suspense	Cr 7,15,01	1,69,40	2,42	Cr	8,81,99
113	Provident Fund Suspense	Dr 3,20	Dr	3,20
121	Additional Dearness Allowance Deposit Suspense Account (New)	Cr 7,16	Cr	7,16
123	A.I.S Officers' Group Insurance Scheme	Dr 2,19	Dr	2,19
129	Material Purchase settlement suspense Account	Dr 19,04,33	Dr	19,04,33

(*) Minus receipts is due to adjustment of earlier years outstanding balances.

(a) Minus expenditure is due to adjustment of earlier years outstanding balances.

186
STATEMENT NO.16- Contd.

Head of Account	Opening Balance	Receipts	Disbursements	Closing Balance	
(In thousand of rupees)					
Part - III PUBLIC ACCOUNT-Contd.					
L. SUSPENSE AND MISCELLANEOUS-Concl.					
(b) Suspense-Concl.					
8658 Suspense Accounts-Concl.					
Total: 8658 Suspense Accounts	Cr	58,55,55	(-) 2,36,81,38	(-)1,46,76,00	Dr 31,49,83
Total: (b) Suspense	Cr	58,55,55	(-) 2,36,81,38	(-)1,46,76,00	Dr 31,49,83
(c) Other Accounts					
8670 Cheques and Bills					
103 Departmental Cheques	Cr	4,14	Cr 4,14
Total: 8670 Cheques and Bills	Cr	4,14	Cr 4,14
8671 Departmental Balances					
101 Civil	Dr	1,25,60	11,39,27	10,93,15	Dr 79,48
Total: 8671 Departmental Balances	Dr	1,25,60	11,39,27	10,93,15	Dr 79,48
8672 Permanent Cash Imprest					
101 Civil	Dr	59	Dr 59
104 Defence	Dr	3	Dr 3
Total: 8672 Permanent Cash Imp rest	Dr	62	Dr 62
8673 Cash Balance Investment Account					
101 Cash Balance Investment Account		...	68,86,97,00	69,26,40,00	Dr 39,43,00
Total: 8673 Cash Balance Investment Account		...	68,86,97,00	69,26,40,00	Dr 39,43,00
Total: (c) Other Accounts	Dr	1,22,08	68,98,36,27	69,37,33,15	Dr 40,18,96
Total :- L. SUSPENSE AND MISCELLANEOUS	Cr	57,33,47	66,61,54,89	67,90,57,15	Dr 71,68,79

187
STATEMENT NO.16- Contd.

Head of Account	Opening Balance	Receipts	Disbursements	Closing Balance
(In thousand of rupees)				
Part - III PUBLIC ACCOUNT-Contd.				
M. REMITTANCES				
(a) Money Orders, and other remittances				
8782	Cash Remittances and adjustments between officers rendering accounts to the same Accounts Officer			
101	Cash Remittances between Treasuries and Currency Chests	14,78,82	14,78,82	...
102	Public Works Remittances	Dr 1,03,25,50	12,40,37,09	Dr 12,41,40,37
103	Forest Remittances	Dr 2,67,81	94,61,84	Dr 96,40,22
105	Reserve Bank of India Remittances	Cr 6,04,67	(-)1,85,98(*)	Cr 4,18,69
Total: 8782	Cash Remittances and adjustments between officers rendering accounts to the same Accounts Officer	Dr 99,88,64	13,47,91,77	Dr 13,52,59,41
Total:	(a) Money Orders, and other remittances	Dr 99,88,64	13,47,91,77	Dr 13,52,59,41
(b) Inter-Government Adjustment Accounts				
8786	Adjusting Account between Central and State Governments			
Total: 8786	Adjusting Account between Central and State Governments	Cr 2,10	...	Cr 2,10
8793 Inter-State Suspense Account				
201	Andra Pradesh	Dr 27,31	...	Dr 27,33
202	Assam	Dr 19,50	(a) ...	Dr 19,37
203	Meghalaya	Cr 7	...	Cr 67
204	Mizoram	Dr 3,65	...	Dr 3,65
205	Arunachal Pradesh	Cr 20	...	Cr 20
206	New Delhi	Cr 61	...	Cr 61
207	Maharastra	Dr 30	...	Dr 30

(a) Rs. 25/- only.

(*) Minus figure is due to adjustment of earlier years outstanding balances.

188
STATEMENT NO.16- Concl'd.

Head of Account		Opening Balance	Receipts	Disbursements		Closing Balance
(In thousand of rupees)						
Part - III PUBLIC ACCOUNT-Concl'd.						
M. REMITTANCES-Concl'd.						
(b) Inter- Government Adjusting Account-Concl'd.						
8793 Inter-State Suspense Account-Concl'd.						
208	West Bengal	Dr	51	Dr 51
209	Manipur	Dr	9	Dr 9
210	Nagaland	Dr	16,51	Dr 16,51
211	Tripura	Dr	1,17	Dr 1,17
212	Uttar Pradesh	Cr	@	Cr @
213	Tamil Nadu	Dr	1,95	Dr 1,95
Total: 8793	Inter-State Suspense Account	Dr	70,11	...	(-)71	Dr 69,40
Total:	(b) Inter- Government Adjusting Account	Dr	68,01	...	(-)71	Dr 67,30
Total :- M. REMITTANCES		Dr	1,00,56,65	13,47,91,77	13,52,58,70	Dr 1,05,23,58
Total - Part III Public Account		Cr	5,57,43,93	83,82,55,62	85,03,40,14	Cr 4,36,59,41
Total - Part I, II and III				1,12,93,48,06	1,12,89,49,46	
N. Cash Balance						
			Opening Balance			Closing Balance
8999	Cash Balance					
101	Cash in Treasuries			42		35
102	Deposits with Reserve Bank			(-) 31,41,99		(-) 24,83,37
104	Remittance in Transit (Local)			19,64,17		17,04,22
Total - N Cash Balance				(-) 11,77,40		(-) 7,78,80 (a)
GRAND TOTAL RECEIPTS/DISBURSMENT				1,12,81,70,66		1,12,81,70,66

@ Rs 125/- only

(a) Please see footnote (a) at page 42 below Statement No. 7.

STATEMENT NO. 17

DETAILED STATEMENT OF DEBT AND OTHER INTEREST BEARING OBLIGATIONS OF GOVERNMENT

Description of Debt	Balance on 1st April 2006	Additions during the year	Discharges during the year	Balance on 31st March 2007
1	2	3	4	5
(In thousands of rupees)				
E. Public Debt				
6003 Internal Debt of the State Government				
101 Market Loans				
(a) Market loans bearing Interest	3,45,38,72	1,07,73,00 ✓	7,55,72 ✓	4,45,56,00
103 Loans From Life Insurance Corporation of India	1,79,06	1,79,06
104 Loans From General Insurance Corporation of India	14,00	...	2,00	12,00
105 Loans From the National Bank for Agricultural and Rural Development	1,37,93,90	54,10,00	25,50,00	1,66,53,90
108 Loans From National Co-operative Development Corporation	7,23,69	...	2,54,70	4,68,99
109 Loans From Other Institutions	1,04,56,03	1,04,56,03
110 Ways and Means Advances from the Reserve Bank of India	2,61,68,31	...	2,06,04,31 ✓	55,64,00
111 Special Securities Issued to National Small Savings Fund of the Central Government	3,67,27,38	1,30,53,00 ✓	1,19,90 ✓	4,96,60,48
800 Other Loans	5,88,03	7,38,30	10,93,11	2,33,22
Total 6003 Internal Debt of the State Government	12,31,89,12	2,99,74,30 ✓	2,53,79,74	12,77,83,68
6004 Loans and Advances from the Central Government				
01 Non-Plan Loans				
101 Loans to Cover Gap in Resources	14,23,84	...	36,59	13,87,25
102 Share of Small Savings Collections	15,08,80	...	10,52	14,98,28
201 House Building Advances	2,20	...	60	1,60
800 Other Loans	11,48,95	11,48,95

→ 206.04
47.75 ✓

STATEMENT NO. 17 - Contd.

Description of Debt	Balance on 1st April 2006	Additions during the year	Discharges during the year	Balance on 31st March 2007
1	2	3	4	5
(In thousands of rupees)				
E. Public Debt-Contd.				
6004 Loans and Advances from the Central Government -Contd.				
Total - 01 Non-Plan Loans	40,83,79	...	47,71	40,36,08
02 Loans for State/Union Territory Plan Schemes				
101 Block Loans	3,83,59,62	12,26,97	37,01,50(*)	3,58,85,09
Total - 02 Loans for State/Union Territory Plan Schemes	3,83,59,62	12,26,97	37,01,50(*)	3,58,85,09
03 Loans for Central Plan Schemes				
800 Other Loans	2,98,38	2,98,38
Total - 03 Loans for Central Plan Schemes	2,98,38	2,98,38
04 Loans for Centrally Sponsored Plan Schemes				
800 Other Loans	7,91,70	4,40,00	28,23	12,03,47
Total - 04 Loans for Centrally Sponsored Plan Schemes	7,91,70	4,40,00	28,23	12,03,47
05 Loans for Special Schemes				
101 Schemes of North Eastern Council	51,20,42	...	83,19	50,37,23
Total - 05 Loans for Special Schemes	51,20,42	...	83,19	50,37,23

(*) Includes a Debt relief of Rs. 20,21,00 thousands given by the Department of Expenditure, Ministry of Finance, Government of India on repayment of Consolidated loan.

STATEMENT NO. 17 - Contd.

Description of Debt	Balance on 1st April 2006	Additions during the year	Discharges during the year	Balance on 31st March 2007
1	2	3	4	5
(In thousands of rupees)				
E. Public Debt-Concl'd.				
6004 Loans and Advances from the Central Government -Concl'd.				
06 Ways and Means Advances				
800 Other Ways and Means Advance	6,08,00	...	6,08,00	...
Total - 06 Ways and Means Advances	6,08,00	...	6,08,00	...
Total 6004 Loans and Advances from the Central Government	4,92,61,91	16,66,97 #	44,68,63(*)	4,64,60,25
Total - E. Public Debt	17,24,51,03	3,16,41,27	2,98,48,37	17,42,43,93
I. Small Savings, Provident Funds, Etc.				
(b) State Provident Funds				
8009 State Provident Funds				
01 Civil				
101 General Provident Funds	4,15,53,31	1,27,01,86	67,40,76	4,75,14,41
102 Contributory Provident Fund	3,29,36	3,29,36
104 All India Services Provident Fund	4,64	10,67	1,16	14,15
Total - 01 Civil	4,18,87,31	1,27,12,53	67,41,92	4,78,57,92
Total 8009 State Provident Funds	4,18,87,31	1,27,12,53	67,41,92	4,78,57,92
Total - (b) State Provident Funds	4,18,87,31	1,27,12,53	67,41,92	4,78,57,92
(c) Other Accounts				
8011 Insurance and Pension Funds				
107 State Government Employees' Group Insurance Scheme	45,50,79	5,64,27	2,40,47	48,74,59

Includes Rs. 11,38,58 thousands being the adjustment of previous years.

(*) Please see footnote at Page 190.

STATEMENT NO. 17 – Concl'd.

Description of Debt	Balance on 1st April 2006	Additions during the year	Discharges during the year	Balance on 31st March 2007
1	2	3	4	5
(In thousands of rupees)				
I. Small Savings, Provident Funds, Etc. -Concl'd.				
8011 Insurance and Pension Funds-Concl'd.				
Total 8011 Insurance and Pension Funds	45,50,79	5,64,27	2,40,47	48,74,59
Total - (c) Other Accounts	45,50,79	5,64,27	2,40,47	48,74,59
Total - I. Small Savings, Provident Funds etc.	4,64,38,10	1,32,76,80	69,82,39	5,27,32,51
Grand Total	21,88,89,13	4,49,18,07	3,68,30,76	22,69,76,44

ANNEXURE TO STATEMENT NO. 17

Description of Debt	When raised	Balance on 1st April 2006	Additions during the year	Discharges during the year	Balance on 31st March 2007
1	2	3	4	5	6
(In thousands of rupees)					
E. Public Debt					
6003 Internal Debt of the State Government					
101 Market Loans					
(a) Market loans bearing Interest					
Market Loans Bearing Interest 11.5% Arunachal Pradesh State Development Loan 2008	1988-1989	3,33,00	3,33,00
Market Loans Bearing Interest 11.5% Arunachal Pradesh State Development Loan 2009	1990-1991	3,60,00	3,60,00
Market Loans Bearing Interest 11.5% Arunachal Pradesh State Development Loan 2010	1990-1991	4,30,00	4,30,00
Market Loans Bearing Interest 11.5% Arunachal Pradesh State Development Loan 2011	1991-1992	1,77,00	1,77,00
Market Loans Bearing Interest 12% Arunachal Pradesh State Development Loan 2011	1991-1992	2,96,00	2,96,00
Market Loans Bearing Interest 13% Arunachal Pradesh State Development Loan 2007	1992-1993	4,68,00	4,68,00
Market Loans Bearing Interest 13.85% Arunachal Pradesh State Development Loan 2006	1996-1997	4,68,00	...	4,68,00	...
Market Loans Bearing Interest 13.75% Arunachal Pradesh State Development Loan 2007	1996-1997	47,00	...	47,00	...
Market Loans Bearing Interest 13.05% Arunachal Pradesh State Development Loan 2007	1997-1998	5,65,00	5,65,00

ANNEXURE TO STATEMENT NO. 17 - Contd.

Description of Debt	When raised	Balance on 1st April 2006	Additions during the year	Discharges during the year	Balance on 31st March 2007
1	2	3	4	5	6
(In thousands of rupees)					
E. Public Debt- Contd.					
6003 Internal Debt of the State Government- Contd.					
101 Market Loans- Contd.					
(a) Market loans bearing Interest- Contd.					
Market Loans Bearing Interest 12.15% Arunachal Pradesh State Development Loan 2008	1998-1999	4,00,00	4,00,00
Market Loans Bearing Interest 12.50% Arunachal Pradesh State Development Loan 2008	1998-1999	2,22,00	2,22,00
Market Loans Bearing Interest 12.25% Arunachal Pradesh State Development Loan 2009	1999-2000	4,00,00	4,00,00
Market Loans Bearing Interest 11.30% Arunachal Pradesh State Development Loan 2010	1999-2000	2,22,05	2,22,05
Market Loans Bearing Interest 10.52% Arunachal Pradesh State Development Loan 2010	2000-2001	4,01,00	4,01,00
Market Loans Bearing Interest 10.35% Arunachal Pradesh State Development Loan 2011	2001-2002	5,88,00	5,88,00
Market Loans Bearing Interest 12% Arunachal Pradesh State Development Loan 2010	2000-2001	2,21,02	2,21,02
Market Loans Bearing Interest 12% Arunachal Pradesh State Development Loan 2010	2000-2001	10,00,00	10,00,00
Market Loans Bearing Interest 9.45% Arunachal Pradesh State Development Loan 2011	2001-2002	5,17,00	5,17,00

ANNEXURE TO STATEMENT NO. 17 - Contd.

Description of Debt	When raised	Balance on 1st April 2006	Additions during the year	Discharges during the year	Balance on 31st March 2007
1	2	3	4	5	
(In thousands of rupees)					
E. Public Debt-Contd.					
6003 Internal Debt of the State Government-Contd.					
101 Market Loans-Contd.					
(a) Market loans bearing Interest-Contd.					
Market Loan Bearing Interest 8% Arunachal Pradesh State Development Loan 2012	2001-2002	7,93,00	7,93,00
Market Loan Bearing Interest 8.30% Arunachal Pradesh State Development Loan 2012	2001-2002	3,05,00	3,05,00
Market Loan Bearing Interest 8.60% Arunachal Pradesh State Development Loan 2011	2001-2002	5,17,00	5,17,00
Market Loan Bearing Interest 7.80% Arunachal Pradesh State Development Loan 2012	2002-2003	13,10,05	13,10,05
Market Loan Bearing Interest 6.95% Arunachal Pradesh State Development Loan 2013	2002-2003	14,00,00	14,00,00
Market Loan Bearing Interest 6.75% Arunachal Pradesh State Development Loan 2013	2002-2003	3,99,90	3,99,90
Market Loan Bearing Interest 6.80 % Arunachal Pradesh State Development Loan 2012	2002-2003	3,12,06	3,12,06
Market Loans Bearing Interest 6.40% Arunachal Pradesh State Development Loan 2013	2003-2004	9,02,00	9,02,00
Market Loans Bearing Interest 6.35% Arunachal Pradesh State Development Loan 2013	2003-2004	8,75,06	8,75,06

ANNEXURE TO STATEMENT NO. 17 - Contd.

Description of Debt	When raised	Balance on 1st April 2006	Additions during the year	Discharges during the year	Balance on 31st March 2007
1	2	3	4	5	6
(In thousands of rupees)					
E. Public Debt-Contd.					
6003 Internal Debt of the State Government-Contd.					
101 Market Loans-Contd.					
(a) Market loans bearing Interest-Contd.					
Market Loans Bearing Interest 6.20% Arunachal Pradesh State Development Loan 2013	2003-2004	10,00,12	10,00,12
Market Loans Bearing Interest 6.20% Arunachal Pradesh State Development Loan 2015	2003-2004	10,00,06	10,00,06
Market Loans Bearing Interest 5.85% Arunachal Pradesh State Development Loan 2015	2003-2004	34,87,90	34,87,90
Market Loans Bearing Interest 5.90% Arunachal Pradesh State Development Loan 2017	2003-2004	58,00,00	58,00,00
8.50% Arunachal Pradesh Govt. Power Bonds Oct 2006	2003-2004	1,20,36	...	1,20,36	...
8.50% Arunachal Pradesh Govt. Power Bonds April 2007	2003-2004	1,20,36	...	1,20,36	...
8.50% Arunachal Pradesh Govt. Power Bonds Oct 2007	2003-2004	1,20,36	1,20,36
8.50% Arunachal Pradesh Govt. Power Bonds April 2008	2003-2004	1,20,36	1,20,36
8.50% Arunachal Pradesh Govt. Power Bonds Oct 2008	2003-2004	1,20,36	1,20,36
8.50% Arunachal Pradesh Govt. Power Bonds April 2009	2003-2004	1,20,36	1,20,36

ANNEXURE TO STATEMENT NO. 17 - Contd.

Description of Debt	When raised	Balance on 1st April 2006	Additions during the year	Discharges during the year	Balance on 31st March 2007
1	2	3	4	5	6
(In thousands of rupees)					
E. Public Debt-Contd.					
6003 Internal Debt of the State Government-Contd.					
101 Market Loans-Contd.					
(a) Market loans bearing Interest-Contd.					
8.50% Arunachal Pradesh Govt. Power Bonds Oct 2009	2003-2004	1,20,36	1,20,36
8.50% Arunachal Pradesh Govt. Power Bonds April 2010	2003-2004	1,20,36	1,20,36
8.50% Arunachal Pradesh Govt. Power Bonds Oct 2010	2003-2004	1,20,36	1,20,36
8.50% Arunachal Pradesh Govt. Power Bonds April 2011	2003-2004	1,20,36	1,20,36
8.50% Arunachal Pradesh Govt. Power Bonds Oct 2011	2003-2004	1,20,36	1,20,36
8.50% Arunachal Pradesh Govt. Power Bonds April 2012	2003-2004	1,20,36	1,20,36
8.50% Arunachal Pradesh Govt. Power Bonds Oct 2012	2003-2004	1,20,36	1,20,36
8.50% Arunachal Pradesh Govt. Power Bonds April 2013	2003-2004	1,20,36	1,20,36
8.50% Arunachal Pradesh Govt. Power Bonds Oct 2013	2003-2004	1,20,36	1,20,36
8.50% Arunachal Pradesh Govt. Power Bonds April 2014	2003-2004	1,20,36	1,20,36
8.50% Arunachal Pradesh Govt. Power Bonds Oct 2014	2003-2004	1,20,36	1,20,36

ANNEXURE TO STATEMENT NO. 17 - Contd.

Description of Debt	When raised	Balance on 1st April 2006	Additions during the year	Discharges during the year	Balance on 31st March 2007
1	2	3	4	5	6
(In thousands of rupees)					
E. Public Debt-Contd.					
6003 Internal Debt of the State Government-Contd.					
101 Market Loans-Contd.					
(a) Market loans bearing Interest -Contd					
8.50% Arunachal Pradesh Govt. Power Bonds April 2015	2003-2004	1,20,36	1,20,36
8.50% Arunachal Pradesh Govt. Power Bonds Oct 2015	2003-2004	1,20,36	1,20,36
8.50% Arunachal Pradesh Govt. Power Bonds April 2016	2003-2004	1,20,36	1,20,36
Market Loans Bearing Interest 5.60% Arunachal Pradesh State Development Loan 2014	2004-2005	8,50,00	8,50,00
Market Loans Bearing Interest 7.32% Arunachal Pradesh State Development Loan 2014	2004-2005	5,13,20	5,13,20
Market Loans Bearing Interest 7.36% Arunachal Pradesh State Development Loan 2014	2004-2005	8,52,00	8,52,00
Market Loans Bearing Interest 7.39% Arunachal Pradesh State Development Loan 2015	2005-2006	6,83,00	6,83,00
Market Loans Bearing Interest 7.53% Arunachal Pradesh State Development Loan 2015	2005-2006	9,35,30	9,35,30
Market Loans Bearing Interest 7.61% Arunachal Pradesh State Development Loan 2016	2005-2006	23,60,00	23,60,00

ANNEXURE TO STATEMENT NO. 17 - Contd.

Description of Debt	When raised	Balance on 1st April 2006	Additions during the year	Discharges during the year	Balance on 31st March 2007
1	2	3	4	5	6
(In thousands of rupees)					
E. Public Debt-Contd.					
6003 Internal Debt of the State Government-Contd.					
101 Market Loans-Concltd.					
(a) Market loans bearing Interest-Concltd.					
Market Loans Bearing Interest 7.77% Arunachal Pradesh State Development Loan 2015	2005-2006	7,20,80	7,20,80
8% Arunachal Pradesh Govt. Stock 2016	2006-2007	...	12,63,00	...	12,63,00
8.10% Arunachal Pradesh Govt. Stock, 2017	2006-2007	...	47,00,00	...	47,00,00
8.04% Arunachal Pradesh Govt. Stock, 2016	2006-2007	...	48,10,00	...	48,10,00
Total - 101 Market Loans		3,45,38,72	1,07,73,00	7,55,72	4,45,56,00
103 Loans from Life Insurance Corporation of India		1,79,06	1,79,06
104 Loans from General Insurance Corporation of India		14,00	...	2,00	12,00
105 Loans from the National Bank for Agricultural and Rural Development		1,37,93,90	54,10,00	25,50,00	1,66,53,90
108 Loans from National Co-operative Development Corporation		7,23,69	...	2,54,70	4,68,99
109 Loans from Other Institutions		1,04,56,03	1,04,56,03
110 Ways and Means Advances from the Reserve Bank of India		2,61,68,31	...	2,06,04,31	55,64,00

ANNEXURE TO STATEMENT NO. 17 - Contd.

Description of Debt	When raised	Balance on 1st April 2006	Additions during the year	Discharges during the year	Balance on 31st March 2007
1	2	3	4	5	6
(In thousands of rupees)					
E. Public Debt-Contd.					
6003 Internal Debt of the State Government-Contd.					
111 Special Securities Issued to National Small Savings Fund of the Central Government.		3,67,27,38	1,30,53,00	1,19,90	4,96,60,48
800 Other Loans		5,88,03	7,38,30	10,93,11	2,33,22
Total 6003 Internal Debt of the State Government		12,31,89,12	2,99,74,30	2,53,79,74	12,77,83,68
6004 Loans and Advances from the Central Government					
01 Non-Plan Loans					
101 Loans to Cover Gap in Resources		14,23,84	...	36,59	13,87,25
102 Share of Small Savings Collections		15,08,80	...	10,52	14,98,28
201 House Building Advances		2,20	...	60	1,60
800 Other Loans					
Modernisation of Police Force		7,22,20	7,22,20
Short-terms loan for Agricultural Inputs.		5,00	5,00
Raising of 2 Additional India Reserve Bn.		3,83,66	3,83,66
Relief on Account of Natural Calamities		38,09	38,09
Total -01 Non-Plan Loans		40,83,79	...	47,71	40,36,08

ANNEXURE TO STATEMENT NO. 17 - Contd.

Description of Debt	When raised	Balance on 1st April 2006	Additions during the year	Discharges during the year	Balance on 31st March 2007
1	2	3	4	5	6
(In thousands of rupees)					
E. Public Debt-Contd.					
6004 Loans and Advances from the Central Government -Contd.					
02 Loans for State/Union Territory Plan Schemes					
101 Block Loans		3,83,59,62	12,26,97	37,01,50	3,58,85,09
Total - 02 Loans for State/Union Territory Plan Schemes		3,83,59,62	12,26,97	37,01,50	3,58,85,09
03 Loans for Central Plan Schemes					
800 Other Loans					
Other Loans		24,85	24,85
Strengthening of State Land Use Board		6,37	6,37
New District in Arunachal Pradesh		4,45	4,45
Soil and Water Conservation		9,71	9,71
Non - Lapsable Pool Fund		2,53,00	2,53,00
Total - 03 Loans for Central Plan Schemes		2,98,38	2,98,38
04 Loans for Centrally Sponsored Plan Schemes					
800 Other Loans					
District Industries Centre		98	98
Project Package Scheme		36,25 (*)	36,25
Public distribution system		11,90	11,90
Other Loans		43,16	43,16
Housing and urban Development		14,15	14,15
Village and Small Industries		10,11	10,11
Loans for Urban Consumer Co-operatives		18,18	18,18
Margin Money for Sick Industrial Units		2,43	2,43
Warehousing and Marketing Co-operatives		14,63	14,63
Integrated Soil and Water Conservation Schemes		14,53	14,53
National Wasteland Development Project for Rainfed Area		32,18	32,18

(*) Difference of Rs.5 thousand with last years closing balance is due to rectification of error.

ANNEXURE TO STATEMENT NO. 17 - Concl'd.

Description of Debt	When raised	Balance on 1st April 2006	Additions during the year	Discharges during the year	Balance on 31st March 2007
1	2	3	4	5	6
(In thousands of rupees)					
E. Public Debt-Concl'd.					
6004 Loans and Advances from the Central Government- Concl'd.					
04 Loans for Centrally Sponsored Plan Schemes -Concl'd.					
800 Other Loans-Concl'd.					
National Watershed Development Project		3,00	3,00
Strengthening of State land use Board		3,88	3,88
Repayment of Loan		(-) 1,19,36	...	28,23	(-)1,47,59(a)
Supplementation/Completion of States efforts through Work Plan (Macro Management)		1,91,73	1,91,73
Macro Management of Agriculture.		5,13,95	4,40,00	...	9,53,95
Total - 04 Loans for Centrally Sponsored Plan Schemes		7,91,70	4,40,00	28,23	12,03,47
05 Loans for Special Schemes.					
101 Schemes of North Eastern Council		51,20,42	...	83,19	50,37,23
Total - 05 Loans for Special Schemes		51,20,42	...	83,19	50,37,23
06 Ways and Means Advances					
800 Other Ways and Means Advance		6,08,00	...	6,08,00	...
Total - 06 Ways and Means Advances		6,08,00	...	6,08,00	...
Total 6004 Loans and Advances from the Central Government		4,92,61,91	16,66,97 #	44,68,63(*)	4,64,60,25
Total - E. Public Debt		17,24,51,03	3,16,41,27	2,98,48,37	17,42,43,93
Grand Total		17,24,51,03	3,16,41,27	2,98,48,37	17,42,43,93

(a) Minus figure is due to variation in the accounting classification between budget document and the prescribed list of Major and Minor head of accounts. The matter is under correspondence with the State Government. Reply is awaited (October,2007)

Please see footnote # at page 191 of Statement No. 17.

(*) Please see footnote (*) at page 190 of Statement No. 17.

STATEMENT NO - 18

DETAILED STATEMENT OF LOANS AND ADVANCES BY GOVERNMENT

Head of Account	Balance on 1st April 2006	Amount advanced during the year	Total	Amount repaid during the year	Balance on 31st March 2007	Interest received and credited to Revenue
(In thousands of rupees)						
F. Loans and Advances						
1. Loan for Social Services						
6202 Loans for Education, Sports, Art and Culture						
01 General Education						
203 University and Higher Education	1,17	...	1,17	...	1,17	...
Total - 01	1,17	...	1,17	...	1,17	...
Total- 6202 Loans for Education, Sports, Art and Culture	1,17	...	1,17	...	1,17	...
6217 Loans for Urban Development						
03 Integrated Development of Small and Medium Towns						
800 Other Loans	15,00	...	15,00	...	15,00	...
Total - 03	15,00	...	15,00	...	15,00	...
Total- 6217 Loans for Urban Development	15,00	...	15,00	...	15,00	...
Total 1. Loan for Social Services	16,17	...	16,17	...	16,17	...
2. Loan for Economic Services						
6401 Loans for Crop Husbandry						
800 Other loans	9,91	...	9,91	...	9,91	...
Total- 6401 Loans for Crop Husbandry	9,91	...	9,91	...	9,91	...
6402 Loans for Soil and Water Conservation						
800 Other Loans	1,12	...	1,12	...	1,12	...
Total- 6402 Loans for Soil and Water Conservation	1,12	...	1,12	...	1,12	...

STATEMENT NO - 18 Contd.

Head of Account	Balance on 1st April 2006	Amount advanced during the year	Total	Amount repaid during the year	Balance on 31st March 2007	Interest received and credited to Revenue
-----------------	---------------------------------	--	-------	--	-------------------------------------	--

(In thousands of rupees)

F. Loans and Advances –Contd.

2. Loan for Economic Services –Contd.

6425	Loans for Co-operation					
106	Loans to Multipurpose Rural Co-operatives	8,53	...	8,53	...	8,53
107	Loans to Credit Co-operatives	38,21	10,00	48,21	...	48,21
108	Loans to Other Co-operatives	8,72,73	1,48,75	10,21,48	16,96	10,04,52
109	Loans to Consumer Co-operatives	79,23	...	79,23	...	79,23
110	Loans to Handloom and Handicraft	5,47	...	5,47	...	5,47
111	Loans to Dairy/Poultry/Fishery Co-operatives	3,70	...	3,70	...	3,70
112	Loans to Transport Co-operatives	12,17	...	12,17	...	12,17
Total- 6425	Loans for Co-operation	10,20,04	1,58,75	11,78,79	16,96	11,61,83
6851	Loans for Village and Small Industries					
102	Small Scale Industries	1,92,51	...	1,92,51	26	1,92,25
Total- 6851	Loans for Village and Small Industries	1,92,51	...	1,92,51	26	1,92,25
6853	Loans for Non-ferrous Mining and Metallurgical Industries					
01	Mineral Exploration and Development					
190	Loans to Public Sector and Other Undertakings	15,00	...	15,00	...	15,00

STATEMENT NO-18 - Contd

Head of Account	Balance on 1st April 2006	Amount advanced during the year	Total	Amount repaid during the year	Balance on 31st March 2007	Interest received and credited to Revenue
-----------------	---------------------------------	--	-------	--	-------------------------------------	--

(In thousands of rupees)

F. Loans and Advances –Contd.

2. Loan for Economic Services –Concl.

6853 Loans for Non-ferrous Mining and Metallurgical-Concl.

01. Mineral Exploration and Development Industries -Concl.

Total - 01	15,00	...	15,00	...	15,00	...
Total- 6853 Loans for Non-ferrous Mining and Metallurgical Industries	15,00	...	15,00	...	15,00	...
6885 Other Loans to Industries and Minerals						
01 Loans to Industrial Financial Institutions						
190 Loans to Public sector and other undertakings	6,09,92	...	6,09,92	...	6,09,92	...
Total - 01	6,09,92	...	6,09,92	...	6,09,92	...
Total- 6885 Other Loans to Industries and Minerals	6,09,92	...	6,09,92	...	6,09,92	...
Total 2. Loan for Economic services	18,48,50	1,58,75	20,07,25	17,22	19,90,03	...

3. Loan to Government Servants

7610 Loans to Government Servants ,etc						
201 House Building Advances	4,92,80	1,59,04	6,51,84	53,46	5,98,38	8,73
202 Advances for Purchase of Motor Conveyances	94,53	1,37,93	2,32,46	1,58,13	74,33	19,45
203 Advances for Purchase of Other conveyances	17,44	1,64	19,08	47	18,61	84
204 Advances for Purchase of Computers	61,29	15,42	76,71	90	75,81	1,43
800 Other Advances	16,54	4,71	21,25	3,33	17,92	...
Total- 7610 Loans to Government Servants, etc	6,82,60	3,18,74	10,01,34	2,16,29	7,85,05	30,45

STATEMENT NO - 18 Concl'd.

Head of Account	Balance on 1st April 2006	Amount advanced during the year	Total	Amount repaid during the year	Balance on 31st March 2007	Interest received and credited to Revenue
-----------------	---------------------------------	--	-------	--	-------------------------------------	--

(In thousands of rupees)

F. Loans and Advances-Concl'd.

3. Loan to Government Servants Concl'd.

Total 3. Loan to Government Servants	6,82,60	3,18,74	10,01,34	2,16,29	7,85,05	30,45
Total - F. Loans and Advances	25,47,27	4,77,49	30,24,76	2,33,51	27,91,25	54,25(*)

Details of Loans and Advances for Plan purposes are given below :-

Head of Accounts

6425 Loans for Co-operation

Amount [Rs.]
(in thousands and B.P.
1,58,75 (millions))

Total :-

1,58,75

(*) Subhead wise break up of Rs. 23,80 thousands could not be supplied by the Government.

STATEMENT NO. 19
STATEMENT SHOWING THE DETAILS OF EARMARKED BALANCES

Name of the Reserve Fund or Deposit Account	Balance on 1st April 2006			Balance on 31st March 2007		
	Cash	Investment	Total	Cash	Investment	Total
(In thousands of rupees)						
J. Reserve Fund						
(b) Reserve Funds not bearing Interest						
8222 Sinking Funds						
01 Appropriation for reduction or avoidance of Debt						
101 Sinking Funds
02 Sinking Fund Investment Account						
101 Sinking Fund- Investment Account	...	24,90,00	24,90,00	...	34,90,00	34,90,00
Total : Sinking Funds	...	24,90,00	24,90,00	...	34,90,00	34,90,00
8235 General and Other Reserve Funds						
111 Calamity Relief Fund	2,00,00	...	2,00,00	2,00,00	...	2,00,00
200 Other Funds	89,82,80	...	89,82,80	89,82,80	...	89,82,80
Total : General and Other Reserve Funds	91,82,80	...	91,82,80	91,82,80	...	91,82,80
Total : J. Reserve Fund	91,82,80	24,90,00	1,16,72,80	91,82,80	34,90,00	1,26,72,80

STATEMENT NO. 19 – Concl'd.

Name of the Reserve Fund or Deposit Account	Balance on 1st April 2006			Balance on 31st March 2007		
	Cash	Investment	Total	Cash	Investment	Total
(In thousand of rupees)						
K. Deposits and Advances						
(b) Deposits not bearing Interest						
8449 Other Deposits						
120 Miscellaneous Deposits	2,07	...	2,07	2,07	...	2,07
Total : Other Deposits	2,07	...	2,07	2,07	...	2,07
Total : K. Deposits and Advances	2,07	...	2,07	2,07	...	2,07
Grand Total	91,84,87	24,90,00	1,16,74,87	91,84,87	34,90,00	1,26,74,87

ANNEXURE TO STATMENT NO. 19

Description of Loan	Balance on 1st April, 2006	Add Amount Appropriated from Revenue	Add Interest on Investments	Total	Less discharges during the year	Balance on 31st March, 2007	Remarks
---------------------	----------------------------	--------------------------------------	-----------------------------	-------	---------------------------------	-----------------------------	---------

(In thousands of rupees)

I. Sinking Fund for amortisation of loans

Appropriation from revenue	24,90,00	10,00,00	...	34,90,00	34,90,00
Total :-	24,90,00	10,00,00	...	34,90,00	34,90,00

STATEMENT NO. 19 –Contd.

SINKING FUND INVESTMENT ACCOUNT

Description of Loan	Balance on 1st April 2006	Purchase of Securities	Total	Sales of securities	Balance on 31st March 2007	Face Value	Market value as on 31st March 2007	Remarks
(In thousand of rupees)								
11.15 Percent GOI Securities 2002	5,44,45	...	5,44,45	...	5,44,45	Matured in September.2002
12.25 Percent GOI Securities 2008	14,12	...	14,12	...	14,12	13,00	...	
11.30 Percent GOI Securities 2010	74,13	...	74,13	...	74,13	65,80	...	
11.40 Percent GOI Securities 2008	2,58,06	57,06	3,15,12	...	3,15,12	2,74,80	...	
11.50 Percent GOI Securities 2011	8,76,55	...	8,76,55	...	8,76,55	6,72,70	...	
7.55 Percent GOI Securities 2010	55,92	12,60	68,52	...	68,52	63,90	...	
9.39Percent GOI Securities 2011	3,81,05	7,17	3,88,22	...	3,88,22	3,07,50	...	
7.27 Percent GOI Securities 2013	14,24,94	...	14,24,94	...	14,24,94	13,59,60	...	
6.72 Percent GOI Securities 2014	3,77	...	3,77	...	3,77	3,80	...	
7.37 Percent GOI Securities 2014	1,38,26	52,91	1,91,17	...	1,91,17	1,85,60	...	

STATEMENT NO. 19 –Concl'd.

SINKING FUND INVESTMENT ACCOUNT

Description of Loan	Balance on 1st April 2006	Purchase of Securities	Total	Sales of securities	Balance on 31st March 2007	Face Value	Market value as on 31st March 2007	Remark
(In thousand of rupees)								
12.29 Percent GOI Securities 2010	62,97	...	62,97	...	62,97	53,10	...	
6.35 Percent GOI Securities 2020	...	4,89	4,89	...	4,89	5,40	...	
8.35 Percent GOI Securities 2022	...	2,00	2,00	...	2,00	1,90	...	
12.30 Percent GOI Securities 2016	...	10,64,59	10,64,59	...	10,64,59	8,19,40	...	
4.88 Percent GOI Securities 2008	...	66,01	66,01	...	66,01	68,60	...	
Total	38,34,22	12,67,23	51,01,45	...	51,01,45	38,95,10	...	

A P P E

(Reference - Explanatory Note
PARTICULARS OF INVESTMENT AT THE END

	Number of Concerns	Investment to the end of 2004-2005	Dividend/ Interest received during the year	Number of concerns
	1	2	3	1
(In lakhs of rupees)				
1. Government Companies	5	8,91.01	...	5
2. Co-operative Bank , Societies etc	144	7,32.47	...	145
Total	149	16,23.48	...	150

NDIX-I

below Statement No. 2)
OF THREE YEARS ENDING MARCH 2007

Investment to the end of 2005-2006	Dividend/ Interest received during the year	Number of concerns	Investment to the end of 2006-2007	Dividend/ Interest received during the year
2	3	1	2	3
(In lakhs of rupees)			(In lakhs of rupees)	
8,96.01	...	5	9,04.01	...
18,81.17	...	145	22,72.42	...
27,77.18	...	150	31,76.43	...

STATEMENT OF COMMITMENTS - LIST OF INCOMPLETE CAPITAL WORKS

Name of Project	Cost of work + Sanction order No (In lakhs of rupees)	Date of commencement	Target date of Completion	Revised Cost (if any) (In lakhs of rupees)	Expenditure upto 2006-2007 (In lakhs of rupees)	Remarks
F/C work at Khet village	4.94 SIFCD/W-03/04 Dtd. 27/3/04	2003-04	3/2008	-	1.77	
FC work at old Bazar at Tawang	5.00 SIFCD/IC/TWG/4/2005-06 Dtd. 28/2/06	2005-06	3/2008	-	4.25	
C/O FC wall at upper Socktesen village	15.00 SIFCD/W-03/04 Dtd. 26/3/04	2003-04	3/2009	-	0.46	
C/O FC drain wall at Lower Socktesen village	10.00 SIFCD/W-03/04 Dtd. 29/3/04	2003-04	3/2009	-	0.90	
C/O FC wall at Zemithang Township	15.00 SIFCD/W-03/04 Dtd. 31/3/04	2003-04	3/2009	-	2.33	
C/O FC drain at Paitho village	8.00 SIFCD/W-03/04 Dtd. 27/3/04	2003-04	3/2009	-	...	
C/O FC drain at Zemithang Township	8.00 SIFCD/W-03/04 Dtd. 25/3/04	2003-04	3/2009	-	...	
F/C work near H.S. School Singchung	3.00 SIFCD/W-13/2002-03 Dtd. 11/3/04	2003-04	3/2008	-	0.72	
F/C work at Morshing at Choten river to protect Morshing village	3.00 SIFCD/W-13/2002-03 Dtd. 11/3/04	2003-04	3/2008	-	1.20	
F/C work at Simipam area to protect Simipam village	5.00 SIFCD/W-13/2002-03 Dtd. 13/3/04	2002-03	3/2008	-	2.35	
F/P work at Bomdila T/ship near PWD Garage at Bomdila	3.00 SIFCD/E/IC/BDL/2/2005-06 Dt. 22/12/06	2005-06	3/2008	-	1.01	
F/P work to protect building behind EE's power residence at Bomdial	3.00 SIFCD/E/IC/BDL/2/2005-06 Dt. 19/1/06	2005-06	3/2008	-	1.02	
F/C work at Kaya Valley Richukrong	2.50 SIFCD/W-13/2002-03 Dtd. 12/3/03	2002-03	3/2008	-	1.24	
F/C work at Aming Nalah	1.50 SIFCD/W-13/2002-03 Dtd. 19/3/03	2002-03	3/2008	-	0.84	

*the expenditure
upto 7 dec.*

Name of Project	Cost of work + Sanction order No (In lakhs of rupees)	Date of commencement	Target date of Completion	Revised Cost (if any) (In lakhs of rupees)	Expenditure upto 2006-2007 (In lakhs of rupees)	Remarks
F/C work at Bana 3Km damage point	3.00 SIFCD/W-13/2002-03 Dtd. 13/3/03	2002-03	3/2008	-	0.23	
F/C work at Tako Soro Agril field at Talam Sema Village	2.00 SIFCD/W-13/2002-03 Dtd. 13/3/03	2002-03	3/2008	-	0.46	
F/C work at Near F.P.S Shop at 17 km Point Seppa Bana	2.00 SIFCD/W-13/2002-03 Dtd. 19/3/03	2002-03	3/2008	-	0.46	
F/P work in between boys hostel and bazaar line at Bameng	4.00 SIFCD/W-13/2002-03 Dtd. 12/3/03	2002-03	3/2008	-	0.65	
F/C work over Kameng river cooperative horticulture firm near 8 km Seppa – Chyang Tajo road	1.50 SIFCD/W-13/2002-03 Dtd. 13/3/03	2002-03	3/2008	-	0.38	
F/C work to protect Mina residential colony Macha nalla	2.50 SIFCD/E/IC/SEPPA/2/2005-06 Dt. 15/2/06	2005-06	3/2008	-	1.71	
F/C work back side of Transit camp Seppa	2.50 SIFCD/E/IC/SEPPA/1/2005-06 Dt. 28/2/06	2005-06	3/2008	-	0.19	
F/C work at Medical nallah to protect Teacher Qtrs and Administrative Centre	2.00 SIFCD/W-13/2002-03 Dtd. 12/3/03	2002-03	3/2008	-	1.49	
F/wprl at Dikalmukh rover at Dikalmukh	5.00 SIFCD/W-13/2002-03 Dtd. 12/3/03	2002-03	3/2008	-	2.37	
F/C work at Mubuso-II at Seijosa	1.50 SIFCD/W-13/2002-03 Dtd. 13/3/03	2002-03	3/2008	-	0.50	
FP work near Micro hydel at Pakke Kessang	2.00 SIFCD/W-13/2002-03 Dtd. 3/03	2002-03	3/2008	-	1.00	
F/C work at Sinkam Gumro at Kochi Bagang agril field near helipad at P/Kessang	1.50 SIFCD/W-13/2002-03 Dtd. 12/3/03	2002-03	3/2008	-	1.09	
FC work on Passa river at Gumte vill	1.50 SIFCD/W-13/2002-03 Dtd. 12/3/03	2002-03	3/2008	-	0.58	
FP work near Middle school to protect bridge and Field at Rillo	2.00 SIFCD/W-13/2002-03 Dtd. 12/3/03	2002-03	3/2008	-	0.70	
FC work at Taraso nallah at A-2 block	1.50 SIFCD/W-13/2002-03 Dtd. 12/3/03	2002-03	3/2008	-	0.41	

APPENDIX .II- Contd.

Name of Project	Cost of work + Sanction order No (In lakhs of rupees)	Date of commencement	Target date of Completion	Revised Cost (if any) (In lakhs of rupees)	Expenditure upto 2006-2007 (In lakhs of rupees)	Remarks
FC work on Pakke river at Pakke Kessang	1.50 SIFCD/W-13/2002-03 Dtd. 12/3/03	2002-03	3/2008	-	0.37	
F/P work at Basar Nallah I.V.School and Medical complex	6.24 SIFCD/W-30/96 Dt. 26/3/98	98-99	3/2008	-	4.86	
F/P work at Jolong	3.92 SIFCD/W-30/96 Dt. 6/3/97	96-97	3/2008	-	2.80	
F/P work on F&G Sector, Itanagar over nallah near R.K.Mission	2.00 SIFCD/W-30/96 Dt. 26/3/98	97-98	3/2008	-	1.07	
F/P work near CRPF Campus on the right Bank of the Sinki river to protect Mobsiagni field and CRPF Complex	2.00 SIFCD/W-30/96	97-98	3/2008	-	1.23	
F/P work on Disa river near NM House and paddy field at Kenebung Village	2.00 SIFCD/W-30/96 Dt. 26/3/98	97-98	3/2008	-	1.56	
F/P work at Yamsu nallah towards Chandranagar side down stream	3.32 IFC/Secta-6/95 Dt. 13/3/96	96-97	3/2008	-	2.45	
F/P work at Yappe Nallah	2.99 IFC/Secta-6/95 Dt. 13/3/96	96-97	3/2008	-	1.71	
F/P work at Sanki river to Market area of Chandranagar at Itanagar	7.61 IFC/Secta-6/95 Dt. 11/3/96	95-96	3/2008	-	5.62	
F/P work on Kukurjan Nallah	4.00 SIFCD/W-3/2000-01 Dt. 26/3/01	2000-01	3/2008	-	1.92	
F/C work at Poma river near Mokomoli	5.10 SIFCD/W-3/2000-01 Dt. 26/3/01	2000-01	3/2008	-	1.13	
F/P work at Abotani Colony to protect residential area near T. Sonam resident	4.68 SIFCD/W-3/2000-01 Dt. 28/3/01	2000-01	3/2008	-	2.45	
F/C work at Kaku Stream to protect Sango Happa	5.57 SIFCD/W-3/2000-01 Dt. 3/04/01	2000-01	3/2008	-	2.53	
F/C work at Magga Happa at Nakar Village	5.01 SIFCD/W-3/2000-01 Dt. 9/04/01	2000-01	3/2008	-	3.15	
C/O R/wall to protect forest colony near industrial Estate Naharlagun	8.45 IFC/Sectt-6/95 Dt. 13/3/96	96-97	3/2008	-	4.57	

APPENDIX .II- Contd.

Name of Project	Cost of work + Sanction order No (In lakhs of rupees)	Date of commencement	Target date of Completion	Revised Cost (if any) (In lakhs of rupees)	Expenditure upto 2006-2007 (In lakhs of rupees)	Remarks
C/O boulder crating wall on Pachin river existing colony at Naharlagun opposite to old sect. complex i.e., Rampur village & Nallah between National Cinema Hall & National Sevedal office	11.30 IFC/Sectt-6/95 Dt. 23/3/96	95-96	3/2008	-	9.69	
F/P work near Check Nallah at E-Sector Naharlagun	4.37 IFC/Sectt-6/95 Dt. 13/3/96	95-96	3/2008	-	2.88	
F/C work at Sai Yari Vidya Niketan	4.00 SIFCD/W-30/96 Dt. 10.03.97	96-97	3/2008	-	2.84	
F/P work over Rakap Nallah at A-Sector Naharlagun near Everest Engg.	7.00 SIFCD/W-30/96 Dt. 10.3.97	96-97	3/2008	-	4.43	
F/C work at G-Extn. Staff colony Itanagar	2.27 SIFCD/W-30/96 Dt. 15.3.97	96-97	3/2008	-	1.16	
F/C work at Rose village at left bank of Dikrong river near Suspension bridge	5.00 SIFCD/W-30/96 Dt. 26.3.97	97-98	3/2008	-	1.78	
F/C work from Talam Pawa to Tikdo ghat on Dikrong river (PH-I)	4.00 SIFCD/W-30/96 Dt. 17.3.98	97-98	3/2008	-	1.64	
F/C work at Middle Bormai on both bank of Dakua nallah	2.94 SIFCD/W-30/96 Dt. 16.3.98	97-98	3/2008	-	2.26	
F/C work on Balijan river for protection of Balijantown and Balijan MIP	2.97 SIFCD/W-30/96 Dt. 26.3.98	97-98	3/2008	-	1.62	
F.C. work at Kel river under Yachuli	3.26 SIFCD/W-13/2002-03 Dt.21.3.03	2002-03	3/2008	-	1.44	
F.C. work at Suil river under Joram village	3.26 SIFCD/W-13/2002-03 Dt.22.3.03	2002-03	3/2008	-	1.44	
F.C. work at Talo village Yachuli Sub-Division	3.26 SIFCD/W-13/2002-03 Dt.20.3.03	2002-03	3/2008	-	1.19	
F.C. work at Yania Sepa (at PAB river at Neelam village)	3.00 SIFCD/W-03/2004 Dt.25.3.04	2003-04	3/2008	-	0.89	
F/C work to protect I&FC Division Office and Qtrs at Hapoli	3.00 SIFCD/E/IC/ZIRO/8/2005-06 Dt. 22.2.06	2005-06	3/2008	-	1.66	

APPENDIX II- Contd.

Name of Project	Cost of work + Sanction order No (In lakhs of rupees)	Date of commencement	Target date of Completion	Revised Cost (if any) (In lakhs of rupees)	Expenditure upto 2006-2007 (In lakhs of rupees)	Remarks
F.C. work at Dollungmukh village	4.48 SIFCD/W-3/2002-03 Dt. 21.3.03	2001-02	3/2008	-	2.79	
F.C. work at Patrijo under Deed Rakhe	4.00 SIFCD/W-3/2002-03 Dt. 24.3.03	2001-02	3/2008	-	2.60	
F.C. work at near IFCD complex Yada	5.00 SIFCD/W-3/2002-03 Dt. 27.3.03	2001-02	3/2008	-	3.17	
F.C. work at Pate Seba at Kamporijo	4.00 SIFCD/W-3/2002-03 Dt. 27.3.03	2001-02	3/2008	-	3.18	
F.C. work at Mingdang Stream Yada village	2.00 SIFCD/W-13/2002-03 Dt. 22.3.03	2002-03	3/2008	-	1.76	
F.C. work at Pari river under chambang	3.27	2002-03	3/2008	-	1.35	
F.C. at Pare river under Chambang	3.00 SIFCD/W-03/2004 Dt. 18.3.04	2003-04	3/2008	-	0.77	
F.C. at Yakriang of Nyapin circle	4.19 SIFCD/W-13/2001-02 Dt.21/3/03	2002-03	3/2008	-	2.25	
F.C. work at Suki river for Boksu village under Nyapin	4.19 SIFCD/W-13/2001-02 Dt.18/3/03	2002-03	3/2008	-	2.68	
F.C. work at Labour camp sangram	3.00 SIFCD/W-13/02-03 Dt.9/3/04	2002-03	3/2008	-	1.58	
F.C. work at Sangram town near C.O. office Sangram	3.00 SIFCD/E/IC/ZIRO/6/2005-06 Dt. 16/2/06	2005-06	3/2008	-	0.16	
F/C work at Yaji Yami Nallah Palin	2.00 SIFCD/E/IC/ZIRO/5/2005-06 Dt. 1/3/06	2005-06	3/2008	-	0.10	
F.C. at Parsi-Parlo under Koloriang	4.00 SIFCD/W-13/2001-02 Dt. 18/3/03	2002-03	3/2008	-	2.32	
F.C. work at Damin-I&II	8.00 SIFCD/W-13/2001-02 Dt. 18/3/03	2002-03	3/2008	-	2.80	
F.C. at Parsi river under Parsi-Parlo	2.00 SIFCD/W-03-2004 Dt. 16/3/04	2003-04	3/2008	-	2.24	
F/C work near PHE store under Koloriang town	5.00 SIFCD/E/IC/ZIRO/11/2005-06 Dt. 15/2/06	2005-06	3/2008	-	1.82	

APPENDIX II- Contd.

Name of Project	Cost of work + Sanction order No. (In lakhs of rupees)	Date of commencement	Target date of Completion	Revised Cost (if any) (In lakhs of rupees)	Expenditure upto 2006-2007 (In lakhs of rupees)	Remarks
F/C work for Jeb Koro and Kamurijo at Ara Nalo village	1.00 ✓ DIFC/Sch-485/05-06 Dt.1/3/06	2005-06	3/2008	-	0.53	
F/C work for Rukepe – Bogpeng at Dere Nalo village	2.00 ✓ SIFCD/DC/DRJ/12/2005-06 Dt.17/2/06	2005-06	3/2008	-	0.52	
F/C work for Ngokoro at Bogne village	2.00 SIFCD/DC/DRJ/7/2005-06 Dt.9/2/06	2005-06	3/2008	-	0.15	
F/C work at Rigia village.	1.50 SIFCD/DC/DRJ/4/2005-06 Dt.8/2/06	2005-06	3/2008	-	0.15	
Aug. W/S at Naharlagun PH-I	1177.74 Q-12012/3/96-CPHEEO Dt.10/05/2002	2002-03	3/2008	1490.46	1462.28	✓
Impv. of W/S at Along Township	577.46 Q-12041/2/2000-CPHEEO Dt. 31/8/2000	2000-01	3/2008	-	576.98	✓
Impv. of W/S at Pasighat Township	504.96 Q-12041/2/2000-CPHEEO Dt. 31/1/2001	2000-01	3/2008	-	504.26	✓ Under NLCPR
Impv. of W/S at Roing Township	404.76 Q-12041/2/2000-CPHEEO Dt. 01/02/2001	2000-01	3/2008	-	404.75	✓
Impv of W/S at Daporijo Township	397.79 ✓ Q-12041/2/2002-CPHEEO Dt. 26/02/2003	2001-02	3/2008	-	357.39	✓
W/S at Hapoli Township	496.62 Q-12045/3(1)/2003 CPHEE Dt. 19/2/2004	2003-04	3/2008	738.06	491.43	Under AUWSP ✓
Providing W/S at Seppa Township	918.00 K-14011/5/2005-UD.III (Arun. Pradesh)Pt X Dt. 08/08/2005	2005-06	3/2009	-	396.64	✓
Impvt. of W/S at Jairampur T/Ship	696.88 K-14011/7/2003-UD.III (Arun. Pradesh)Pt III Dt. 28/01/2005	2004-05	3/2008	-	326.58	Under 10% L/S ✓
P/W/S to Tawang Township	949.48 K-14011/7/2003-UD.III (Arun. Pradesh)Pt III Dt. 28/01/2005	2004-05	3/2008	-	595.07	for NE Region ✓
Aug. of W/S of Nomsai Township	674.34 K-14011/7/2003-UD.III (Arun. Pradesh)Pt IV Dt. 30/03/2005	2005-06	3/2008	-	345.78	✓

APPENDIX .II- Contd.

Name of Project	Cost of work + Sanction order No (In lakhs of rupees)	Date of commencement	Target date of Completion	Revised Cost (if any) (In lakhs of rupees)	Expenditure upto 2006-2007 (In lakhs of rupees)	Remarks
C/o Kitpi MHS over river Kitpi Ph-II (2x1500 KW)	2959.04 PWRS/W-692/2001/245-49 Dt. 31/01/2002	1991	2008	-	1943.06	✓
C/O Mukto Micro Hydel over river Shalkangchu (3x2000 KW)	689.17 SPWD/W/AA&ES/90-91 Dt.31/03/91	1991	2012	4060.00	480.36	✓ 0
Bongleng MHS at Bongleng (2x50 KW)	114.27 PWRS/HPD/W-1321/2005 Dt. 23/06/2005	2005	2008	-	20.02	✓
Mago MHS at Mago (2 x 50 KW)	140.44 PWRS/HPD/W-1321/2005 Dt. 23/06/2005	2005	2010	-	...	✓
Thimbu MHS (2 x 50 KW)	126.91 PWRS/HPD/W-1321/2005 Dt. 23/06/2005	2005	2008	-	25.00	✓
Bramdongchung MHS near Bramdongchung (2 x 50 KW)	105.30 PWRS/HPD/W-1321/2005 Dt. 23/06/2005	2005	2008	-	25.00	✓
Khet MHS near Khet village (2 x 50 KW)	144.27 PWRS/HPD/W-1321/2005 Dt. 23/06/2005	2005	2010	-	...	✓
Challengkang MHS Ph-II near Dudunghar Circle (1 x 30 KW)	54.94 PWRS/HPD/W-1321/2005 Dt. 23/06/2005	2005	2008	-	29.99	
Shakti Nallah MHS at Shakti (2 x 50 KW)	109.32 PWRS/HPD/W-1321/2005 Dt. 23/06/2005	2005	2008	-	19.97	✓
C/o Tah Nallah MHP (2 x 50 KW)	122.99 PWRS/HPD/E-1389/2006/1056-63 Dt. 19/06/2006	2006	2012	-	...	✓
C/o SPT Resdl building T-III/2 Nos for staff of Ziro Civil Division at Ziro	9.37 PWRS/EST-13/2003-04/410-16 Dt. 12/03/2004	2004	2008	-	4.99	
C/o SPT Resdl building T-II/2 Nos for staff of Ziro Civil Division at Ziro	7.54 PWRS/EST-13/2003-04/403-09 Dt. 12/03/2004	2004	2007	-	6.63	
C/o SPT 5 men B/Barrack for WC staff of Ziro Civil Division at Ziro	11.14 PWRS/EST-13/2003-04/417-18 Dt. 12/03/2004	2004	2007	-	11.85	
C/o Zonal office building cum SE's office building at Itanagar	168.12 PWRS/HPD/EST/04/2005-06/470-82 Dt. 06/03/2006	2006	2009	-	19.43	✓
Survey and investigation of MHS over pange river at Hake Tari	4.99 PWRS/EC-I/E-16/1995-96/ Dt. 25/12/1995	1995	2010	-	3.61	

APPENDIX .II- Contd.

Name of Project	Cost of work + Sanction order No (In lakhs of rupees)	Date of commencement	Target date of Completion	Revised Cost (if any) (In lakhs of rupees)	Expendi-ture upto 2006-2007 (In lakhs of rupees)	Remarks
C/o SPT-III/II qtr for RWD staff at Itanagar (2+3 Nos)	11.61 RWD/Sectt-26/95 Dt. 13/03/96	96-97	-	23.00	21.39	
C/o SPT-III qtr for DA(Mech)	3.39 RWD/Sectt-27/95 Dt. 04/01/95	94-95	-	5.00	4.46	
C/o SPT type I qtr at Ziro	2.00 RWD/Sectt-37/96 Dt. 13/03/97	96-97	-	-	1.93	
C/o SPT type II & III, 1 each for TA and FA at Ziro	7.41 RWD/Sectt-46/97 Dt. 19/03/98	97-98	-	8.00	7.49	
C/o SPT office cum store for JE at Koloriang	6.28 RWD/Sectt-46/97	97-98	-	10.00	6.28	
C/o SPT type II 2 units for LDC/SK	6.77 RWD/Sectt-1/00-01 Dt.27/03/01	00-01	-	-	3.38	
C/o SPT type III qtr for HA at Basar	4.28 RWD/Sectt-47/96 Dt.21/12/95	95-96	-	5.27	4.52	
RCC Slab Culvert 1.00 mtr span-2nos & 6.00 mtr span-1no at Ch.0.00 to 7.00 km & 22.15 km respectively.	16.98 SPWD/PE-41/AC/05-06/3286 Dtd. 01-03-2006	-	-	-	3.32	Date of comeence ment and target date of completion not furnished by the department
Re-Capt-0-5.00 Km, Rcc Slab Cul-6 Mtr span at Ch-2.70Km	43.30 SPWD/PE-20/AC/06-07 Dtd. 15-03-07	-	-	-	...	
F/C:0-2.00 Km	10.55 SPWD/W/AA&ES/92-93 Dtd. 21-02-93	-	-	-	6.91	
Sol, WBM & BT:0-2.35 Km	30.00 SPWD/E-215/AC/97-98/1078, Dtd. 30-03-98	-	-	-	16.85	
Black topping: 0-1.96 Km	10.00 SPWD/E-03/AC/01/770:Dtd.10-10-00	-	-	-	2.25	
F/C:4.00 – 6.00 Km	25.58 SPWD/E-63/AC/2002-03, Dtd. 24-03-03	-	-	-	17.43	
RCC Culvert 1 mtr span-2nos & 3 mtr span-1 no	8.60 SPWD/PE-38/AC/2005-06/3255 Dtd. 27-02-06	-	-	-	...	

APPENDIX II- Contd.

Name of Project	Cost of work + Sanction order No (In lakhs of rupees)	Date of commencement	Target date of Completion	Revised Cost (if any) (In lakhs of rupees)	Expenditure upto 2006-2007 (In lakhs of rupees)	Remarks
C/o Approach road 400 Mtrs (SH:F/C,S/Cul. 1No. 1Mtr span P/Drain-100Mtrs R/wall-40mtrs)	10.27 SPWD/E-63/AC/2002-03, Dtd. 24-09-03	-	-	-	14.34	Date of commencement and target date of completion not furnished by the department
F/C-2.50-5.00 Km (Ph-III:2.63-5.00 Km)	12.53 SPWD/RE-83/AC/03-04/894, Dtd. 27-06-2003 (RE)	-	-	-	23.32	
S/Culvert 7 Nos. of 1Mtr span and 4 Nos 2 Mtr Span	18.17 SPWD/E-58/AC/ 2002-03/673,Dtd.25-03-03	-	-	-	2.94	
Road from BRTF road to IB via Civil Supply stores and RWD Garrage (SH:Embankment,Soling,WBM,BT & Culvert-0.60 Km)	29.65 SPWD/AC/PE-24/2004/1460,Dtd. 22-03-04	-	-	-	22.03	
C/o approach road from 1.00 km point on Gour Hill road to Gute-Gamte Colony (SH:F/C-0.50km, Sol-0.65 km,RCC S/Cul 1mtr span-1 no & 2 mtr span-1no).	18.50 SPWD/PE-44/AC/05-06/3250 Dtd.27-02-06	-	-	-	2.34	
Black Topping-2.00km	9.96 SPWD/PE-39/AC/05-06/3225, Dtd.24-02-06	-	-	-	1.00	
Soling, WBM & B/T 1.50km	49.50 SPWD/PE-45/45/AC/05-06/3229, Dtd.24-02-06	-	-	-	1.43	
F/C-0.0 Km, met & Carpt & P/Drain-0.70 Km & R/Wall-10 mtr)	30.00 SPWD/PE-23/AC/06-07 Dtd.15-03-07	-	-	-	0.09	
Soling, Met & Carpt-1.00 Km & S/ Cul 1mtr span-2Nos	20.00 SPWD/PE-24/AC/06-07 Dtd.15-03-07	-	-	-	...	
Survey & investigation-45.00 Km	7.50 SPWD/PE-26/AC/06-07 Dtd.20-03-07	-	-	-	...	
C/o road from Karle village to Pangri via Geching (12.00Km) F/C) 0 to 2.00 Km	19.79 SPWD/PE/AC-35/02-03/774, Dtd 31-03-03	-	-	-	13.46	
C/o CC Steps from I.B to Helipad at Pidi (300.00 mtr)	5.13 SPWD/PE-1/AC/05-06/3058 Dtd.17-02-06	-	-	-	2.33	

APPENDIX .II- Contd.

Name of Project	Cost of work + Sanction order No (In lakhs of rupees)	Date of commencement	Target date of Completion	Revised Cost (if any) (In lakhs of rupees)	Expenditure upto 2006-2007 (In lakhs of rupees)	Remarks
Survey & investigation - 20.00 Km	15.20 SPWD/PE-51/AC/06-07/1242 Dtd.29-03-07	-	-	-	0.15	Date of commencement and target date of completion not furnished by the department
WBM & BT:0.5.00Km	17.38 PWD-32/85-86, Dtd.13-01-86	-	-	-	11.87	
Widening 20.00-25.00Km	10.00 SPWD/E-79/AC/2003-04/1047, Dtd.03-11-03(RE)	-	-	-	12.75	
Culverts R/Wall & B/Wall: 3.00-10.00 Km	12.45 SPWD/E-9/AC/96-97/1252, Dtd.21-03-97(RE)	-	-	-	20.43	
Improvement of Geometrics:0-9.00Km	24.09 SPWD/AC/PE-20/2004/1461, Dtd.22-03-04	-	-	-	1.37	
Culvert, R/Wall & B/Wall:0-8.00 Km	29.13 SPWD/W/AA&ES/91-92 Dtd.30-03-92	-	-	-	26.46	
C/o Slab Culvert at Yekki-Kobung to connect Rumgong Township	4.30 SPWD/PE-22/AC/05-06/3263, Dtd. 15/27-02-06	-	-	-	...	
C/o Approach road & site development for T-IV & T-V Qtrs. At Rumgong (E/Work, Soling, Metalling & B/T-300 Mtrs	19.94 SPWD/PE-13/AC/06-07/970 Dtd. 22-03-07	-	-	-	12.96	
Culvert & WBM-2.00Km	15.00 SPWD/PE-1/AC/06-07/840, Dtd. 20-03-07	-	-	-	0.10	
WBM-12.00 to 16.00 Km(Ph-I)	15.00 SPWD/RE/73/AC/02-03, Dtd. 06-11-03	-	-	-	16.24	
Formation Cutting, 17.00-21.40 km	50.00 SPWD/PE-64/AC/05-06 Dtd. 26-03-06	-	-	-	...	
Formation cutting, Culvert & drain:3.00-10.00 Km	41.42 SPWD/W-48/AC/05/2778 Dtd. 12-08-2005 (RE)	-	-	-	45.30	

224
APPENDIX II- Contd.

Name of Project	Cost of work + Sanction order No (In lakhs of rupees)	Date of commencement	Target date of Completion	Revised Cost (if any) (In lakhs of rupees)	Expenditure upto 2006-2007 (In lakhs of rupees)	Remarks
Formation cutting: 0-2 km. (Towards Tirbin end)	20.00 SPWD/E-172/BC/97-98 Dtd. 20-03-90	-	-	-	19.83	Date of commencement and target date of completion not furnished by the department
Formation cutting: 2.00-5.00 Ph-III(2.50-4.40) km	25.40 SPWD/E-17/AC/04-05 Dtd. 30-03-05	-	-	-	6.75	
C/o Approach road from Gako-Dapo road to G.A. Complex at Tirbin. [FC:0-4 km]	14.84 SPWD/E-88/AC/02-03/730 Dtd. 28-03-03	-	-	-	14.29	
C/o Road from BRTF road to AE office at Tirbin (SH: B/Wall-30 Mtr, Met & BT-0.180 Km)	4.84 SPWD/PE-55/AC/05-06 Dtd. 09-03-06	-	-	-	2.00	
Soling & Metalling: 0-0.80 km	4.87 SPWD/W/AA&ES/94-95/3062 Dtd. 28-10-94	-	-	-	3.25	
Black topping:15-22.00 km.	25.66 SPWD/E-27/AC/99-2000/436 Dtd.14-03-2000.	-	-	-	24.31	
C/o Retaining Wall at Ch.47.00 Km near Jere River	6.70 SPWD/PE-11/AC/06-07/451 Dtd 08-03-07	-	-	-	...	
Widening & Improvement of Geometric: 0-15.00 km	10.81 SPWD/E-98/BC/97-98/ Dtd. 23-08-98	-	-	-	6.31	
C/o RCC Slab culvert 6 mtr, span over river Rupin and Namsai at ch. 0.40 & 1.60 km span: 6 & 8 mtr. respectively	16.28 SPWD/AC/PE-5/2004/1677 Dtd. 27-03-2004	-	-	-	6.72	
F/C-0-2.00 km	15.70 SPWD/E-161/BC/97-98 /2664 Dtd. 02-02-98	-	-	-	0.99	
S&I-20.00 Km	5.00 SPWD/E-37/AC/04-05/2545 Dtd. 31-03-2005	-	-	-	2.33	
F/C-3.00 Km	22.09 SPWD/E-42/AC/04-05/2547 Dtd. 31-03 2005	-	-	-	0.06	

APPENDIX .II- Contd.

Name of Project	Cost of work + Sanction order No (In lakhs of rupees)	Date of commencement	Target date of Completion	Revised Cost (if any) (In lakhs of rupees)	Expenditure upto 2006 - 2007 (In lakhs of rupees)	Remarks
Formation Cutting 0-2.00 km	15.00 SPWD/PE-40/AC/05-06/524 Dtd. 10-03-07	-	-	-	1.38	Date of commencement and target date of completion not furnished by the department
Approach road to Bomte bridge 300 mtr (SH:F/C, Filling, Soling, Metalling, B.T & RCC culvert 1 no 3m span	9.75 SPWD/E-08/BC/2004/1620 Dtd. 23-03-2004	-	-	-	9.28	
C/o Slab Cul. 4 mtr. Span at different location 5 Nos at Chainage. 16.46 km, 12.04 km, 10.35km 7.554 km	24.90 SPWD/E-181/BC/2002-03/795 Dtd. 31-03-03	-	-	-	13.78	
C.C. Drain 10.70 km. (from Tirbin end)	13.00 SPWD/E-33/BC/97-98 Dtd. 26-03-1998	-	-	-	7.93	
Culverts 10.00-13.00km	8.86 SPWD/E-36/BSR/95-96/3782-8 Dtd. 05-02-96	-	-	-	8.71	
Metalling & Bt (Sh:-0-1.00 Km)	9.91 SPWD/PE-76/BC/05/2398 Dtd. 29-03-2005	-	-	-	2.27	
R/Wall & Cul 5.00-8.00km	17.23 SPWD/W/AA&ES/91-92/526 Dtd. 05-02-1992	-	-	-	17.09	
Compensatory afforestation for diversion of Forest Land for Construction of East West Highway	2.85 SPWD/PE-10/BC/2006-2007/418 Dtd. 06-03-2007	-	-	-	...	
RCC Slab Culvert 3 Nos 6m span	15.99 SPWD/E-34/BC/97-98 Dtd. 03-03-98	-	-	-	9.65	
F/C 20-30 Km	89.00 SPWD/E-213/BC/97-98 /10714 Dtd. 31-03-98(Part)	-	-	-	85.67	
C/o road from Tango village to Siberite F/C 7.00 Km (Ph-1 1.00Km)	9.01 SPWD/E-57/BC/97-98 /11824 Dtd. 31-03-04	-	-	-	1.24	
F/C 0-2.00km	18.16 SPWD/E-01/BC/2004-05/1887 Dtd. 09-07-04 (RE)	-	-	-	27.52	
F/C, 1.20-2.28km	8.95 SPWD/W/AA&ES/94-95/4486 Dtd. 08-12-94	-	-	-	7.48	

APPENDIX II- Contd.

Name of Project	Cost of work + Sanction order No (In lakhs of rupees)	Date of commencement	Target date of Completion	Revised Cost (if any) (In lakhs of rupees)	Expenditure upto 2006 - 2007 (In lakhs of rupees)	Remarks
Impvt. Of approach road from Malini village to Malini Mandir (Sh:-WBM)1.00 km length.	11.92 SPWD/PE-36/BC/05/2393 Dtd. 29-03-2005	-	-	-	1.86	Date of commencement and target date of completion not furnished by the department
Cul. & Side drain Ch. 0-1.00 km	4.49 SPWD/E-146/BC/97-98 Dtd. 06-03-98	-	-	-	4.36	
Widening & improvement of geometrics 0.00-15.00 km	10.81 SPWD/E-98/BC/97-98 Dtd. 23/08/98	-	-	-	6.31	
Formation Cutting 0.00-3.00 km	24.24 SPWD/W/AA&ES/90-91/710 Dtd. 22-01-1991	-	-	-	21.30	
C/o road from SSB HQ end to the bus Station 2.50 km(F/C & Sol)	8.63 SPWD/E-163/BC/97-98 Dtd. 02-03-98	-	-	-	8.45	
Re-Carpeting of Basar Township road 1.00 km (Ph-II)	6.07 SPWD/PE-30/BC/05/2391 Dtd. 29-03-05	-	-	-	6.67	
C/o Cement concrete Drain at Likabali township 2.00 km	10.00 SPWD/E-208/25 Dtd. 18-01-03	-	-	-	0.78	
Black topping of Road from BRTF Road to H.S. School 2.00 km	9.00 SPWD/E-10/BC/2004/1483 Dtd. 24-03-04	-	-	-	8.85	
C/o Road from BRTF road to Assistant Engineer Office at Tirbin (Sh:B/Wall-30.00 mtr, Met & BT-0.180 km)	4.84 SPWD/PE-55/AC/2005-2006 Dtd. 09-03-2006	-	-	-	1.99	
F/C 2.00-5.00 km (Ph:-II 1.50-3.70 km)	22.86 SPWD/E-15/AC/04-05 Dtd. 30-03-2005	-	-	-	3.17	
Formation Cutting 0 to 2.00 km	20.10 SPWD/E-09/BC/2004-/391 Dtd. 20-03-04	-	-	-	10.86	
F/C 1.00 km (Phase-I)	9.00 SPWD/PE-60/BC/05 Dtd. 29-03-2005	-	-	-	...	
Soling of approach road connecting railway line to Dipa-10.00 km (Sub-Ch. 0.500km)	6.10 SPWD/PE-01/BC/05-06/3269 Dtd. 27-02-2006	-	-	-	...	
Formation cutting 0.00-2.00 km (Sub; Ch:-0.00-1.20 km)	16.26 SPWD/E-154/BC/00-01/729 Dtd. 30-03-2001	-	-	-	13.25	

APPENDIX .II- Contd.

Name of Project	Cost of work + Sanction order No (In lakhs of rupees)	Date of commencement	Target date of Completion	Revised Cost (if any) (In lakhs of rupees)	Expenditure upto 2006 - 2007 (In lakhs of rupees)	Remarks
Formation cutting 1.20-3.00 km (Sub.Ch:-1.20-1.590 km)	6.29 SPWD/E-12/AC/04-05/2406 Dtd.30-03-2005	-	-	-	4.03	Date of commencement and target date of completion not furnished by the department
F/C-0.00-2.00 km, (Ph-10.00-1.10 km)	12.08 SPWD/PE-04/AC/2004/1302 Dtd. 10-03-2004	-	-	-	5.06	
C/o road from Taramori to Liduk (Sh:-0.00-3.50 km)	26.10 SPWD/PE-59/BC/006-2007/688 Dtd. 16/03/2007	-	-	-	1.91	
F/C 0.00-1.00 km	10.00 SPWD/E-33/AC/2004-2005/2404 Dtd. 29-03-2005	-	-	-	4.23	
Soling & Metalling 0.00-2.00 km	20.00 SPWD/PE-60/AC/2005-2006 Dtd. 10-03-2006	-	-	-	3.00	
F/C-5.50-8.50 km	30.40 SPWD/PE-42/AC/2006-2007/708 Dtd. 16-03-2007	-	-	-	1.37	
F/C-3.00 km	20.00 SPWD/PE-41/AC/2006-2007/713 Dtd. 16-03-2007	-	-	-	0.14	
Slab culvert 1.00m span 9nos in between ch. 10.990km to 12.913km and 2m span 1no. at ch.14.830 km	18.02 SPWD/PE-02/BC/06-07/807 Dtd. 25-03-07	-	-	-	0.25	
RW, BW & Culvert, 0-5 km	25.00 SPWD/E-21/BC/97-98,, Dtd. 11-02-98	-	-	-	21.22	
Widening, 0-5km	20.13 SPWD/E-31/BC/03-04/1655 Dtd. 26-03-04	-	-	-	5.19	
Formation cutting, 16-18 km, Ph-IV	19.71 SPWD/E-45/BC/99-2000/521 Dtd. 31-03-2000	-	-	-	10.69	
Improvement of Road (Sh-Widening, and Side drain 2.50-4.00 km)	21.97 SPWD/PE-02/BC/05-06/ Dtd. 24-02-06	-	-	-	1.83	
RW & BW, 3.50-5.20 km	6.14 SPWD/E-25/BC/97-98/10018 Dtd. 19-03-98	-	-	-	5.51	
Formation cutting, Culverts, Drain, 5-9 km (Ph-III)	28.96 SPWD/E-13/BC/97-98 Dtd. 31-03-98(RE)	-	-	-	52.24	

APPENDIX .II- Contd.

Name of Project	Cost of work + Sanction order No (In lakhs of rupees)	Date of commencement	Target date of Completion	Revised Cost (if any) (In lakhs of rupees)	Expenditure upto 2006 - 2007 (In lakhs of rupees)	Remarks
Formation cutting, culverts & RW, 4.50-8.00 km (Natum Mara sector), Ph-III	28.20 SPWD/W/SSES/90-91 Dtd. 3.12.90	-	-	-	27.41	Date of commencement and target date of completion not furnished by the department
Formation cutting, 7-9.50 km, Ph-III	10.16 SPWD/RE-160/BC/2001 Dtd. 16-05-2001(RE)	-	-	-	23.83	
Formation cutting, 6-6.62 km (Ph-IV)	8.51 SPWD/E-39/BC/99-2000/726 Dtd. 24-08-2000 (RE)	-	-	-	13.16	
Formation Cutting, 0-3 km (Ph-I)	23.09 SPWD/W/AA&ES/90-91/458 Dtd. 22-01-90 (RE)	-	-	-	42.81	
Approach road from motorable suspension bridge (Right Bank) (1.50 M RW)	9.00 SPWD/E-10/BC/2003 Dtd. 06-10-2003(RE)	-	-	-	17.15	
Formation cutting, 0-1 km (Ph-I)	9.50 SPWD/E-09/DPJ/98-99/813 Dtd. 11/2000(RE)	-	-	-	14.62	
Formation cutting, 0-1 km (Ph-I)	8.65 SPWD/E-5/BC/2002-03/1074 Dtd. 27-11-03 (RE)	-	-	-	11.95	
Formation cutting, 0-1 km (Ph-I)	6.74 SPWD/E-10/DPJ/2000-01/744 Dtd. 30-03-2001 (RE)	-	-	-	8.44	
Formation cutting, 0-2 km (Ph-I)	23.75 SPWD/E-194/BC/97-98 Dtd. 25-03-98	-	-	-	5.91	
Improvement of road from Sigen Bridge to BRTF Road via SE, IFCD Office & Power Division, 1km (Sh:Soling, metalling and slab Culvert)	14.50 SPWD/PE-51/BC/05/2564 Dtd. 31-03-05	-	-	-	...	
Approach road from New Market to Tapi Ligu Marg via M/S Lida Steel Fabrication at Daporijo	7.74 SPWD/PE-24/BC/05/2352 Dtd. 29-03-05	-	-	-	7.28	
Improvement of Township road at Nacho (3 km) (Sh:Solling, Metalling & Slab culvert)	18.16 SPWD/E-34/BC/03-04/1642 Dtd. 25-03-04	-	-	-	9.28	

APPENDIX .II- Contd.

Name of Project	Cost of work + Sanction order No (In lakhs of rupees)	Date of commencement	Target date of Completion	Revised Cost (if any) (In lakhs of rupees)	Expenditure upto 2006 - 2007 (In lakhs of rupees)	Remarks
S&I, 15 km	2.65 SPWD/E-23/DPJ/98-99 Dtd. 23-03-99	-	-	-	2.30	Date of commencement and target date of completion not furnished by the department
S&I, 10-20 km	1.34 SPWD/E-66/BC/97-98 Dtd. 12-03-98	-	-	-	1.00	
S&I, 25 km	4.63 SPWD/E-90/BC/2001/900 06/2000 (RE)	-	-	-	4.29	
Formation Cutting, 4km	41.04 SPWD/E-133/BC/2000-01 /433 Dtd. 19-03-2001	-	-	-	32.24	
S&I, 0.25 km	7.50 SPWD/E-132/BC/2000-01/606 Dtd. 26-03-2001	-	-	-	6.04	
Sh:Formation Cutting, 3 to 4.00 km, (Ph-III)	11.96 SPWD/PE-53/BC/05/2594 Dtd. 31-03-05	-	-	-	1.48	
Formation Cutting, 2-5 km, Phase-II	31.80 SPWD/E-195/BC/2003/337 Dtd. 10-03-2003	-	-	-	8.19	
WBM & B/T, 0-3.00 km	14.42 SPWD/E-01/BC/2003 Dtd. 06-03-2006 (RE)	-	-	-	17.19	
C/o Additional culvert 2m span 1 no at Aghi Kro	3.50 SPWD/E-42/BC/2004/1385 Dtd. 17-03-2004	-	-	-	3.59	
Improvement of curves & gradient at various reaches (0-3)km	15.00 SPWD/E-73/BC/05/2565 Dtd. 31-03-05	-	-	-	6.59	
Impvt. of gradient 0.0-5.0 km	3.92 SPWD/E-204/BC/2003/1741 Dtd. 24-03-03	-	-	-	3.61	
F.C. Drain 3.0-5.0 km	15.59 SPWD/AA&ES/89-90 Dtd. 19-02-90	-	-	-	15.53	
F/C, 0.00-1.50 km	15.00 SPWD/E-153/BC/2003-04/1378 Dtd. 15-03-2004	-	-	-	5.00	
F/C, Culvert & Drains, 0.00-3.00 km	15.00 SPWD/E-171/DMJ/95-96/4778-84 Dtd. 13-03-96	-	-	-	36.26	

APPENDIX II- Contd.

Name of Project	Cost of work + Sanction order No (In lakhs of rupees)	Date of commencement	Target date of Completion	Revised Cost (if any) (In lakhs of rupees)	Expenditure upto 2006 - 2007 (In lakhs of rupees)	Remarks
C/O RCC/S/Culvert 6 mtr span over Jini Nallah at Baririjo	9.13 SPWD/E-41/BC/2003-04/1684 Dtd. 27-03-2004	-	-	-	2.00	Date of commencement and target date of completion not furnished by the department
Sol, Met, Cul, P/Drain, 1.50km	30.01 SPWD/E-202/BC/2003-749 Dtd. 28-03-03	-	-	-	11.05	
C/o SPT PWD Sub-Division office at Baririjo	1.37 SPWD/PE-18/BC/05/2567 Dtd. 31-03-05	-	-	-	...	
Restoration of Flood damages under Dumporijo Division during 2004-05	14.00 SPWD/PE-56/BC/2004-05/2562 Dtd. 31-03-05	-	-	-	3.61	
Restoration and repair of rain damages in between 28 to 76 km	14.98 SPWD/E-9/BLC/06-07/595 Dtd. 13-03-07	-	-	-	2.00	
Geometric correction of sharp curves/vertical gradient at various location of Y.Y. road by Bulldozer	9.58 SPWD/E-13/BLC/06-07/526 Dtd. 10-03-2007	-	-	-	0.50	
Widening of roads width of the standards of heavy vehicles 0 to 11.60 km	9.82 SPWD/E-241/AC/97-98 Dtd. 23-03-98	-	-	-	9.80	
WBM & BT, 0-5 km	21.27 SPWD/E-38/BLG/95-96/ Dtd. 21-03-96 (RE)	-	-	-	38.50	
Soling, 14.00 to 16.00 km	9.75 SPWD/PE-11/BLC/05-06/3163 Dtd. 21-02-98	-	-	-	2.02	
Impvt. of Junction point of Boleng approach (Simang end) SH:F/C, R/Wall & P/Drain	15.00 SPWD/PE-8/BLC/06-07/950 Dtd. 21-3-07	-	-	-	0.20	
Approach road to newly created SE staff residential building for at Boleng (0.70 km) SH:F/C; Soling & S/Drain)	9.74 SPWD/PE-14/BLC/05-06/3108 Dtd. 22-02-06	-	-	-	3.59	
C/o Road from BRTF road to Siang-Simang confluence (Length-2.00 km) SH:Soling & Metalling	9.75 SPWD/PE-24/BLC/05-06/3090 Dtd. 21-02-06	-	-	-	3.24	
Slab culvert near Medical at Pangin Town (span 3 mtr)	2.95 SPWD/PE-22/BLC/05-06/3168 Dtd. 23-02-06	-	-	-	1.56	

APPENDIX II- Contd.

Name of Project	Cost of work + Sanction order No (In lakhs of rupees)	Date of commencement	Target date of Completion	Revised Cost (if any) (In lakhs of rupees)	Expenditure upto 2006 - 2007 (In lakhs of rupees)	Remarks
F/C, 0-3.00 km	18.05 SPWD/E-217/AC/97-98/975 Dtd. 09-03-98	-	-	-	0.02	Date of commencement and target date of completion not furnished by the department
Soling & Metalling (2.00km)	13.78 SPWD/PE-16/BLC/05-06/3167 Dtd. 23-02-06	-	-	-	...	
F/C-, Soling, Metalling & Master Planning	25.00 SPWD/PE-42/BLC/06-07/920 Dtd. 21-03-2007	-	-	-	0.20	
S&I,) to 20:00 km	2.00 SPWD/E-37/AC/97-98/2168 Dtd. 08-01-98	-	-	-	1.10	
WBM from Gobuk to Lagru (from Lagru Side 35-40 km) (Bal.Soling-2.50 kms, WBM-Nil, & Carpeting - 5km)	24.84 SPWD/E-101/AC/96-97/399, Dtd. 06-03-97	-	-	-	24.35	
C/O 8 nos of RCC S/Culvert in between Gobuk & Lagru at Ch.27 to 41km. (SH:1 mtr . span 2 nos)	13.58 SPWD/E-36/BLC/2002-03/ Dtd.24-03-03	-	-	-	11.17	
Formation Cutting 30-45 kms	49.32 SPWD/W/AA&ES/93-94 Dtd. 23-02-94	-	-	-	46.41	
F/Cutting, 5.50-10.50 km	50.00 SPWD/W/AA&ES/94-95 Dtd. 13-03-95	-	-	-	41.78	
Culvert, R&B/Wall 0-12 km	28.85 SPWD/W/AA&ES/89-90 Dtd. 23-03-90	-	-	-	28.29	
F/Cutting (15-25km)	49.97 SPWD/E-39YKG/95-96 Dtd. 15-01-96	-	-	-	48.13	
Impvt. of Mariyang Township road (F/C-1.00 km)	10.00 SPWD/PE-55/BLC/06-07/667 Dtd. 16-03-2007	-	-	-	7.14	
Restoration of rain damages at selected reaches of Mariyang-Yingkiong road	11.14 SPWD/E-39/BLC/02-03/687 Dtd. 21-03-03	-	-	-	11.63	
F/Cutting 0-10 km (From Lagru end)	61.72 SPWD/E-316/AC/97-98 Dtd. 31-03-98	-	-	-	2.21	
SH:Improvement of Road in between Ch: 13.00 km to 25.00 km (SH:Regrading WBM & Bt in streaches)	20.03 SPWD/E-36/BLC/03-04/1504 Dtd. 24-03-04	-	-	-	18.85	

APPENDIX .II- Contd.

Name of Project	Cost of work + Sanction order No (In lakhs of rupees)	Date of commencement	Target date of Completion	Revised Cost (if any) (In lakhs of rupees)	Expenditure upto 2006 - 2007 (In lakhs of rupees)	Remarks
Re-alignment of road near Renging village to avoid sinking Zone at Sirkee Ch. 11.30 km	9.93 SPWD/PE-40/BLC/05-06/3152 Dtd. 22-02-2006	-	-	-	10.72	Date of commencement and target date of completion not furnished by the department
C/o Road from NH-52 to Pasighat-Damroh Road (SH:F/C 0 to 3km) by B/Dozer (F/C-3km)	14.91 SPWD/E-116/AC/97-98/1000-250 Dtd. 27-02-98	-	-	-	6.01	
Re-carpeting road of road from 0.00-3.00 km	18.21 SPWD/PE-38/BLC/05-06/3288 Dtd. 01-03-2006	-	-	-	...	
WBM & BT, 2-12.86 km	74.71 SPWD/RE-88/BLC/2003 Dtd. 02-02-05(RE)	-	-	-	90.17	
Soling (4.00-8.00km)	13.28 SPWD/E-28/AC/97-98 Dtd.12-03-98	-	-	-	12.02	
Raising of road level, WBM, culverts	29.30 SPWD/W/AA&ES/92-93 Dtd. 05-03-93	-	-	-	19.77	
Re-carpeting (5-9 km)	9.34 SPWD/E-117/AC/97-98/2636 Dtd. 09-02-98	-	-	-	3.49	
Improvement of upper and lower baskata road (4.00 km)(SH-WBM 2.00 km & BT 4.00 km)	33.81 SPWD/E-23/BLC/02-03/961 Dtd. 14-08-03	-	-	-	31.09	
Road from NH-52 to Shanker Mission 1/c Public Bus Station & State Transport Colony (SH-RRL 1.00 km, S/C-2 Nos. WBM & BT 0.90 km)	17.96 SPWD/E-24/BLC/02-03/970 Dtd. 12-03-03	-	-	-	11.19	
Soling, WBM & Black Topping (0.00-1.60km)	20.00 SPWD/E-01/BLC/00-01/72 Dtd. 14-02-01	-	-	-	9.79	
Impvt. of Geometrics and Culverts at various chainages from Yingkiong to Gobuk village, 27.00 km. (SH: Widening, Noose Cutting etc)	22.00 SPWD/E-16/BLC/04-05/2359 Dtd. 29-03-05	-	-	-	21.20	
Impvt. of Geometrics and Culverts at various chainages from Pugging to Likor 0.27 km. (SH: Widening, Nose cutting, culvert and S/Drain)	21.04 SPWD/E-01/BLC/04-05/2429 Dtd. 31-03-05	-	-	-	12.55	

APPENDIX .II- Contd.

Name of Project	Cost of work + Sanction order No (In lakhs of rupees)	Date of commencement	Target date of Completion	Revised Cost (if any) (In lakhs of rupees)	Expenditure upto 2006 - 2007 (In lakhs of rupees)	Remarks
Re-Carpt. 0-3.00 km on Yingkiong-Gette-Pugging road	18.00 SPWD/E-45/BLC/02-03/713 Dtd. 26-03-03	-	-	-	12.96	Date of commencement and target date of completion not furnished by the department
Formation cutting-7 to 10 km	13.89 SPWD/E-317/AC/97-98/700 Dtd. 01-12-98	-	-	-	3.07	
SH: Carpetting, 0 to 2.00 km	13.00 SPWD/E-06/BLC/04-05/2380 Dtd. 30-03-05	-	-	-	1.42	
Drains, Culverts & R/Wall Ch. 0 to 2 km in various locations	9.12 SPWD/E-105/AC/97-98/110653 Dtd. 26-03-98	-	-	-	3.93	
Impvt. of internal roads of Simong village, 2.00 km (SH:Met & BT)	23.24 SPWD/E-07/BLC/04-05/2355 Dtd. 29-03-05	-	-	-	...	
Impvt. of junction point with BRTF road by outing & providing Culvert & R/Wall (50 mtrs)	3.94 SPWD/E-137/AC/97-98/ Dtd. 26-03-98	-	-	-	3.40	
C/o Internal road to Upper Hill Colony 1.00 km (SH:F/Cutting)	10.00 SPWD/PE-36/BLC/06-07/505 Dtd. 09-03-2007	-	-	-	...	
Extension of Jengging Township road (2.00 km) SH:F/Cutting)	8.93 SPWD/E-166/AC/97-98/109003 Dtd. 27-03-98	-	-	-	8.97	
Survey & Investigation from 50.00-125.00 km (Phase-II)	20.00 SPWD/E-02/BLC/03-04/1323 Dtd. 03-03-04	-	-	-	1.50	
Formation Cutting 2.00-4.00 km (Phase-II)	30.00 SPWD/E-03/BLC/03-04/1324 Dtd. 03-03-04	-	-	-	17.89	
Survey & Investigation 25.00 km	7.50 SPWD/E-15/BLC/2003-04/1261 Dtd. 03-03-04	-	-	-	2.38	
Soling, Metaling & Carpeting 2.00 km	30.00 SPWD/PE-26/BLC/06-07/853 Dtd. 20-03-07	-	-	-	...	
Formation Cutting 5-10 km	25.74 SPWD/E-42/JC/04 Dtd. 30-03-04	-	-	-	6.64	
Slab Culverts 0.000 to 5.000 km (1m span-2 nos. & 2m span-1no.)	9.69 SPWD/E-74/JC/05-2528 Dtd. 31-03-05	-	-	-	1.50	
Formation Cutting 10.00 to 15.00 km	61.06 SPWD/E-40/JC/2003-04/1817 Dtd. 30-03-04	-	-	-	26.13	

APPENDIX II- Contd.

Name of Project	Cost of work + Sanction order No (In lakhs of rupees)	Date of commencement	Target date of Completion	Revised Cost (if any) (In lakhs of rupees)	Expenditure upto 2006 - 2007 (In lakhs of rupees)	Remarks
FC, 13-14 Km	7.11 SPWD/E-158/JC/97-98/2461 Dtd. 12-01-98	-	-	-	5.51	Date of commencement and target date of completion not furnished by the department
BT, 0-3 km	6.94 SPWD/E-80/JR/102 Dtd.28-12-95	-	-	-	1.21	
Road from Namtok to C.O.Office & Helipad (SH-Soling & Metalling of Namtok Township road) (L-0-600 km Ph-II)	10.54 SPWD/E-80/CJ/04-05/2517 Dtd. 31-03-05	-	-	-	...	
Improvement of sinking Zone at Ch.6.05 km, 12.50 km and 17.00 km	10.85 SPWD/PE-15/JC/2006-07 Dtd. 14-03-2007	-	-	-	1.02	
S/Culvert 2 mtr span-2 nos & H/P Cul-6 nos	14.53 SPWD/PE-12/05-06/3074 Dtd. 09-03-06	-	-	-	4.93	
F/Cutting- 3.30 to 5.00 km	17.92 SPWD/E-18/JC/97-98 Dtd. 16-03-98	-	-	-	17.99	
C/o S/Cul-6 nos of 2mtr. Span between 0-10 km (Bordumsa end)Ph-1-3 nos at Ch 3.10, 5.10 & 7.20 km from Bordumsa end	14.15 SPWD/E-08/JC/00-01/348 Dtd. 13-03-2001	-	-	-	14.84	
Re-construction of wash way portion of road between 5.00-5.50 km (SH:F/Filling, WBM & BT-0.28) (From Namchik end)	8.91 SPWD/E-54/JC/99-2000 /473 Dtd. 09-02-2000	-	-	-	8.99	
S.B.C., B.C. & Carpetting- 0.200 km	3.99 SPWD/PE-04/JC/2006-07/1120 Dtd. 26-03-2007	-	-	-	0.40	
Formation Cutting, 0 to 2.00 km	10.72 SPWD/PE-42/JC/2006-07 Dtd. 15-03-2007	-	-	-	1.00	
SBC, BC, BT & Drain (0.50 km)	4.17 SPWD/PE-5/JC/05-06/3067 Dtd. 21-02-06	-	-	-	3.38	
WBM & B/T, 10.00 to 14.00 km	17.31 SPWD/PE-9/JC/05-06/3246 Dtd. 27-02-06	-	-	-	0.80	
F/C, 23.00 to 25.70 km (2.70km)	14.82 SPWD/PE-10/JC/05-06/3031 Dtd. 16-02-06	-	-	-	1.84	

APPENDIX .II- Contd.

Name of Project	Cost of work + Sanction order No (In lakhs of rupees)	Date of commencement	Target date of Completion	Revised Cost (if any) (In lakhs of rupees)	Expenditure upto 2006 - 2007 (In lakhs of rupees)	Remarks
Re-carpeting i/c pot hole repair 0.00 to 5.00 km	31.39 SPWD/PE-19/JC/05-06/3104 Dtd. 22-02-2006	-	-	-	5.42	Date of commencement and target date of completion not furnished by the department
C/O Cul, 0-5 km	15.88 SPWD/PE-32/JC/98-99/1437 Dtd. 31-03-99	-	-	-	12.71	
Slab Culvert 2mtr span-4Nos & Hp Culvert-2 Nos.	16.72 SPWD/PE-16/JC/06-07/794 Dtd. 19/03-2007	-	-	-	1.25	
SBC, 3.00 TO 10.00 KM	30.07 SPWD/PE-18/JC/05-06/3247 Dtd. 27-02-2006	-	-	-	1.00	
Formation Cutting, 0.00-5.00 km	44.70 SPWD/E-175/JC/00/772 Dtd. 31-03-2001	-	-	-	26.16	
C/o Hume Pipe culvert = 5 Nos.	6.90 SPWD/E-3/JC/2003/746 Dtd. 29-03-03	-	-	-	6.99	
Cattle Track (span 2.50 Mtr) at Ch. 0.30 Km	5.37 SPWD/PE-21/JC/2006-07/1204 Dtd. 28-03-07	-	-	-	...	
HP Cul. 0.00-2.00 km	6.42 SPWD/E-42/JR/95-96 Dtd. 29-12-95	-	-	-	6.31	
BC & BT 8.50 km	35.85 SPWD/E-68/JL/2005/2416 Dtd. 29-03-03	-	-	-	11.41	
Rising of road level and HP Cul. 0.00-3.00 km	16.20 SPWD/E-50/JC/96-97 Dtd. 13-09-97 & SPWD/RE-40/JC/03-04/1699 Dtd. 28-03-04 (RE)	-	-	-	25.06	
BC 8.00-9.750 km & Addl. Cul. -8 Nos. in between 18.00-21.00 km	28.34 SPWD/PE-11/JC/05/2335 Dtd. 28-03-05	-	-	-	10.90	
R/Wall & B/Wall 8.00-18.00 km	8.20 SPWD/PE-03/JC/05/2340 Dtd. 28-03-05	-	-	-	5.87	
Cul. 12 Nos at various reaches wherever necessary	14.76 SPWD/PE-28/JC/05-06/3297 Dtd. 02-03-2006	-	-	-	7.15	
Soling & WBM 10.00 to 13.50 km	42.32 SPWD/E-39/TC/840/02-03 Dtd. 12-05-2003	-	-	-	8.84	

APPENDIX .II- Contd.

Name of Project	Cost of work + Sanction order No (In lakhs of rupees)	Date of commencement	Target date of Completion	Revised Cost (if any) (In lakhs of rupees)	Expenditure upto 2006 - 2007 (In lakhs of rupees)	Remarks
C/o Road from Senkhi view to Panchali (2.5 km)	16.23 SPWD/E-102/CC/96-97/1183 Dtd 05/03/07 for Rs. 16.23	96-97	-	-	16.23	
C/o Security fencing and retaining Wall for protection of office of the CE(E/Z)	14.89 SPWD/E-50/CC/2002-03/766 Dtd.28/3/2003	02-03	-	-	12.03	
Extension of parking area and protection of approach road & CC step at S/Vihar	8.68 SPWD/E-50/CC/2002-03/766 Dtd 28/03/2003	02-03	-	-	2.42	
C/o R/Wall on road back side of Greenmount School at Itanagar	6.20 SPWD/E-48/CC/00-01 Dtd 23/3/01 for Rs. 6.20 lakhs	00-01	-	-	6.20	
Formation cutting in specific place on road leading to '0' point to Mowb-II panchali	7.32 SPWD/E-93/CC/2002-03/1815, Dtd.24/3/2003	02-03	-	-	2.00	
Improvement of Tadar Tang Road (S/Cul 1No)	11.42 SPWD/E-57/CC/2003-04/1807 Dtd 29/3/2004	03-04	-	-	3.00	
Storm water drain on road from C-I to C-II Sector at Itanagar (Drain-400 mtr)	4.27 SPWD/E-24/CC/5/2004-05/2344 Dtd 29/3/05	04-05	-	-	1.50	
C/o R/Wall on road from Senkhi View to Botanical Garden (R/Wall-30 mtr)	3.00 SPWD/PE-38/CC/05/2588 Dtd 31/3/2005	04-05	-	-	0.90	
C/o R.C.C. Bridge in between Chandra nagar Industrial area to F&G Sector (SH: S.S.I)	4.00 SPWD/E-56/CC/05-06/3245 Dtd 24/2/06	05-06	-	-	1.20	
Improvement of Road to M.L.A. Cottage	3.85 SPWD/E-54/CC/98-99/5043-24 Dtd 24/3/99	99-00	-	-	...	
C/o approach road to proposed school & Health centre at Gohpur tinali Itanagar (PC-1 km)	6.19 SPWD/E-120/CC/96-97/716, Dtd. 11/3/97	97-98	-	-	...	
C/o road side drain & culvert ring road at Itanagar (2.5 km)	18.16 SPWD/E-45/CC/2000-01/148, Dtd. 27/2/01	00-01	-	-	1.58	
C/o culvert & soling Met, carpeting of A/Road to Don Bosco school complex	3.00 SPWD/E-57/CC/99-2000/869 Dtd. 24/11/99	99-00	-	-	4.43	

APPENDIX .II- Contd.

Name of Project	Cost of work + Sanction order No (In lakhs of rupees)	Date of commencement	Target date of Completion	Revised Cost (if any) (In lakhs of rupees)	Expenditure upto 2006 - 2007 (In lakhs of rupees)	Remarks
C/o R/Wall at Rajbhawan tinali	5.00 SPWD/E-38/CC/99-00/327 Dtd. 27/10/99	99-00	-	-	5.09	
C/o R/Wall to protect Resd complex R/bhawan at B-Sector Itanagar (200 m)	1.99 SPWD/E-21/CC/99-00/7255 Dtd. 16/10/99	99-00	-	-	7.64	
C/o foot path between R/Bhawan complex and resdl. Qtr at Itanagar	2.02 SPWD/E-22/CC/99-00/292 Dtd. 15/10/99	99-00	-	-	3.36	
Extn of road from ESS Sector to CRC church (500 mtr)	5.00 SPWD/E-69/CC/00-01/269 Dtd. 02.03.01	00-01	-	-	...	
C/o R/Wall in T-III qtrs No. 81(20 mtrs)	2.00 SPWD/E-26/CC//00-01/129 Dtd 22/2/00	00-01	-	-	2.61	
Recarpeting & widening at upper Ring road at upper ESS sector Itanagar (0.50 km)	10.62 SPWD/E-80/CC/00-01/7330 Dtd. 07/3/01	00-01	-	-	...	
C/o H.P. culvert in link road from NH-52A to Minister's Resd colony, Vivek Vihar	5.00 SPWD/E-66/CC/2003-04/1472 Dtd. 19/3/04	03-04	-	-	1.00	
Improvement of Road from Bat-I to Bat-II (2.00 km)	12.31 SPWD/E-48/CC/2003-04/1638 Dtd. 25/3/04	03-04	-	-	...	
C/o R/Wall (30 mtr) near T-III Qtr No. 58 at 'P' Sector, Itanagar	2.50 SPWD/E-35/CC/2003-04/2584 Dtd. 31/3/2005	03-04	-	-	...	
Approach Road from Chimi to Bat via	6.31 SPWD/E-39/CC/00-01/354 Dtd. 13/3/2001	00-01	-	-	0.50	
C/o Approach road to Abotini colony (F/C & soling - 0.30 km)	4.41 SPWD/E-55/CC/02-03/733 Dtd. 27/3/03	02-03	-	-	0.50	
Improvement of junction and Recarpeting of road from NH-52-A to MLA cottage at Itanagar	14.97 SPWD/E-49/8/P/CC/ 2002-03/191 Dtd. 29/01/03	02-03	-	-	6.36	
C/o Internal road from NH-52-A to B' sector (SH-R/Wall at various chainage R/Wall -60mtr and B/Wall -30mtr)	6.03 SPWD/E-64/CC/2002-03/ Dtd. 20/03/03	02-03	-	-	3.49	

APPENDIX II- Contd.

Name of Project	Cost of work + Sanction order No (In lakhs of rupees)	Date of commencement	Target date of Completion	Revised Cost (if any) (In lakhs of rupees)	Expenditure upto 2006 - 2007 (In lakhs of rupees)	Remarks
Road from Donyi colony to IGP office Ganga at Itanagar (SH-Formation cutting 3.00 km)	30.67 SPWD/RE-87/CC/2000-01/2836 Dtd. 28-09-05 (RE)	00-01	-	-	55.31	
Construction of side drain at Upper Ring Road, Itanagar (1.00 km)	10.00 SPWD/E-19/CC/04-05/2331 Dtd. 28-3-2005	04-05	-	-	1.00	
Maintenance of road and construction of road side drain from PHQ to Ganga village at Itanagar	10.00 SPWD/E-35/CC/04-05/2556 Dtd. 31-3-2005	04-05	-	-	1.00	
C/o R/Wall on P-Sector colony road near MTMC building at Itanagar	13.00 SPWD/E-24/CC/04-05/2420 Dtd. 30-03-2005	04-05	-	-	4.00	
Special Repair & slip clearance on ridge road near the residence of Skri Omak Apang at Itanagar	2.00 SPWD/E-20/CC/04-05/2332 Dtd. 28-3-2005	04-05	-	-	1.00	
Improvement of road from Gandhi Market to 'P' Sector at Itanagar (SH: C/o RCC slab Culvert (4.00 mtr span-1 no)	8.62 SPWD/PE-48/CC/05-06/3126 Dtd. 22/02/06	05-06	-	-	1.50	
Improvement of Intrenal Road from DN College road to upper Vivek Vihar (SH: Recarpeting & H/P Culvert - 1 no)	9.70 SPWD/PE-62/CC/05-06/3307 Dtd. 02/03/06	05-06	-	-	1.00	
Road from Batt-I to Batt-II (SH: Soling 2.00 km)	8.60 SPWD/PE-59/CC/05-06/3291 Dtd. 01/03/06	05-06	-	-	1.00	
C/o Road from Chima village to Mawa Happah (proposed model village) 4.00 km (SH : F/Cutting-0-4.00 km)	40.94 SPWD/PE-63/CC/05-06/3235 Dtd. 24/02/06	05-06	-	-	4.00	
C/o R/Wall near Catholic Church at Naharlagun	2.49 SPWD/E-96/CC/97-98/ Dtd. 03/03/98	97-98	-	-	2.43	
Recarpeting of 'E' & 'F' Sector at Naharlagun	9.98 SPWD/E-27/97-98 Dtd. 03/03/98	97-98	-	-	9.84	
C/o Foothpath at PWD Colony Barapani at Nlg.	3.27 SPWD/E-3/97-98/94/D14 Dtd. 03/03/98	97-98	-	-	3.29	

APPENDIX .II- Contd.

Name of Project	Cost of work + Sanction order No (In lakhs of rupees)	Date of commencement	Target date of Completion	Revised Cost (if any) (In lakhs of rupees)	Expenditure upto 2006 - 2007 (In lakhs of rupees)	Remarks
C/o R/Wall to Polo Colony near Anukul Thakur Mandir	8.63 SPWD/E-83/CC/99-00 Dtd. 2/11/99	99-2000	-	-	7.51	
C/o R/Wall and side drain of Youth Hostel at Nlg.	3.25 SPWD/E-56/99-00/670/ Dtd. 2/11/99	99-2000	-	-	2.97	
C/o Approach road to residential colony behind High court complex at 'D' Sector, NLG.(200 M)	9.73 SPWD/E-62/CC/99-00/137 Dtd. 23/3/00	99-2000	-	-	7.09	
R/Wall to protect road at Takar Colony, Barapani, Naharlagun	5.27 SPWD/E-24/CC/2003-04/1498 Dtd 24/3/2004	2004-05	-	-	5.27	
Storm Water drain at Polo Colony	9.56 SPWD/E-24/CC/2003-04/1401 Dtd 17/3/2004	2003-04	-	-	8.40	
Improvement of Internal Road a A Sector , Naharlagun (SH: Recarpeting -1.00 km)	7.57 SPWD/PE-04/CC/05-06/3213 Dtd 24/02/06	2005-06	-	-	4.00	
Improvement of Approach road to E Sector (near Donyi Polo Mandir) Naharlagun and Old Secratariat Road at Naharlagun near EAC Office (Length-1.00 km) (SH: E/Filling, Soling, Metalling, Carpeting,, R/Wall & Side Drainage)	21.15 SPWD/PE-36/CC/05-06/3405 Dtd 14/3/06	2005-06	-	-	5.45	
Construction of 2 Nos Slab Culvert of 2 mtr span at G extension road, Naharlagun	6.56 SPWD/PE-04/CC/05-06/3243 Dtd 24/02/06	2005-06	-	-	5.68	
Improvement of road from NH52A to Pachin colony at Naharlagun (SH: Re - Carpeting 3.30 km, R/Wall 25 mtr, Culvert 4 mtr span-1 no and 1 mtr span-1 no & side drain at Barapani Bazar	33.87 SPWD/PE-37/CC/05-06/3351, Dtd 10/03/06	2005-06	-	-	8.89	
Formation cutting 2.00 km	18.94 SPWD/E-129/CC/2000-01/871 Dtd 11/04/01	00-01	-	-	18.44	
C/o Slab culvert at Naharlagun Damsite near GREF camp (span- 2 m)	3.86 SPWD/E-61/CC/2002-03/799 Dtd 28/3/2003	2002-03	-	-	2.00	

APPENDIX .II- Contd.

Name of Project	Cost of work + Sanction order No (In lakhs of rupees)	Date of commencement	Target date of Completion	Revised Cost (if any) (In lakhs of rupees)	Expenditure upto 2006 - 2007 (In lakhs of rupees)	Remarks
C/o RCC Bridge near Industrial area at A sector Naharlagun (Span – 10.00 m)	38.49 SPWD/E-29/CC/03-04/1645, Dtd 25/03/04	03-04	-	-	1.00	
C/o Foot Suspension bridge 120 mtr span over river Pachin to connect Pachin Colony & D Sector at Naharlagun	59.47 SPWD/E-25/CC/2003-04/1609 Dtd 25/3/04	03-04	-	-	43.00	
Road From Kimin-Ranga Bridge Point to Kakoi F/Cutting (3.00-5.00 Km)	20.27 SPWD/E-22/NC/05/2448 Dtd 31/03/05	04-05	-	-	9.66	
Improvement of approach road to Secondary School Kimin) Phase-I	12.05 SPWD/E-14/NC/04-05/2383 Dtd 30/03/05	04-05	-	-	6.66	
Recarpeting of approach road to IB at Kimin (0.50 Km)	4.64 SPWD/E-11/NC/05/2412 Dtd 30/03/05	04-05	-	-	4.55	
Re-Carpeting of road in Police training Centre at Banderdewa	5.00 SPWD/E-39/NC/05-06/3217 Dtd 24/02/06	05-06	-	-	1.98	
Formation cutting, 0-5.00 km	56.75 SPWD/E-18/NC/05/2452 Dtd 31/3/05	04-05	-	-	8.00	
Slab culver 2m span-2nos	6.89 SPWD/E-20/NC/05/2450 Dtd 31/3/2005	04-05	-	-	1.50	
Metalling and Black Topping, 0-7.00 km	40.22 SPWD/PE-37/NC/05-06/3426 Dtd 19/3/2006	05-06	-	-	6.00	
Soling and WBM	24.87 SPWD/PE-38/NC/05-06/3290 Dtd 01/03/2006	05-06	-	-	4.30	
Construction of Bailey Bridge over river Poma (Span 55 mtr)	96.83 SPWD/E-172/NC/97-98/10686	95-96	-	130.00	111.58	
Formation cutting, 34.10 to 36.600 km	51.88 SPWD/E-27/NC/02-03/653 Dtd 19.03.2003	01-02	-	-	15.07	
Diversion of sinking zone, Ph-I (F/C-1.00 km)	22.69 SPWD/E-17/NC/2003-04/1375 Dtd 16.3.2004	03-04	-	-	9.94	

APPENDIX .II- Contd.

Name of Project	Cost of work + Sanction order No (In lakhs of rupees)	Date of commencement	Target date of Completion	Revised Cost (if any) (In lakhs of rupees)	Expenditure upto 2006 - 2007 (In lakhs of rupees)	Remarks
Impvt. of app. Road to AE PWD residence at Sagalee 100 mtr (Sol, Met, Carptt. and road side drain)	2.96 SPWD/E-16/NC/02-03/334 Dtd 4/03/03	02-03	-	-	1.43	
C/o RCC Slab culvert on approach road to IB at Sagalee - 1no of 1.00 m span	2.08 SPWD/E-18/NC/02-03/739 Dtd 25.03.2003	02-03	-	-	1.96	
Extension of Sagalee Township Road (SH: F/Cutting 2.00 km)	27.35 SPWD/PE-22/NC/05-06/3358 Dtd 10/03/06	05-06	-	-	...	
Formattion cutting, 0 to 3.00 km	45.49 SPWD/E-16/NC/2004/1377 Dtd 11.03.2004	03-04	-	-	20.90	
Survey and Investigation of road from Nakar to Sakiang	28.03 SPWD/PE-16/NC/05-06/3218 Dtd 24/02/06	05-06	-	-	...	
F/Cutting 3.00 to 5.00 km	48.77 SPWD/PE-13/NC/05-06/3450 Dtd 24/03/06	05-06	-	-	10.00	
F/Cutting 3.00 km	57.08 SPWD/PE-30/NC/05-06/3329 Dtd 08/03/06	05-06	-	-	11.54	
Soling, metalling & Carpetting, 1.10 km	16.00 SPWD/PE-19/NC/05-06/3432 Dtd 19/02/06	05-06	-	-	1.50	
Survey & Investigation of road from Leporiang to Khodaso	3.00 SPWD/PE-5/NC/05-06/3403 Dtd 14/03/06	05-06	-	-	1.00	
C/o B/Bridge over river Parang on Sagalee-Mengio road at Ch. 29.50 km (Span-50 mtr)	121.49 SPWD/E-49/NC/02-03/652 Dtd 19/03/2003	02-03	-	-	5.89	✓
C/o Steel Bridge over river Pare at Leporiang at Ch.9.60 km (Span 50mtrs)	122.12 SPWD/E-56/NC/02-03/651 Dtd 19/03/2003	02-03	-	-	66.86	✓
C/o RCC Bridge over river Riulang Papso (Span 12 mtr)	25.30 SPWD/PE-26/NC/05-06/3440 Dtd 20/03/06	05-06	-	-	5.00	
C/o Suspensio Bridge over river Kheel to connect new circle headquarter	18.14 SPWD/E-49/98-99/951 Dtd 11/03/99	-	-	-	6.29	

APPENDIX II-Contd.

Name of Project	Cost of work+ Sanction order No (In lakhs of rupees)	Date of commencement	Target date of Completion	Revised Cost (if any) (In lakhs of rupees)	Expenditure upto 2006 - 2007 (In lakhs of rupees)	Remarks
C/o Wire rope suspension bridge over Rachi river between Leporiang and Hottey (60 m)	21.35 SPWD/E-53/NC/96-97 Dtd 14/03/97	-	-	-	21.29	
C/o Porter Track from Karoi to Jotte (60 km)	9.68 SPWD/E-70/NC/97-98 Dtd 10/02/98	97-98	-	-	10.49	
C/o porter truck from Deb to Sagalee (5.00 km)	1.64 SPWD/E-6/NC/2003-04/1338 Dtd 12/03/2004	03-04	-	-	14.99	
Formation cutting = 0.00 to 2.00 km	37.59 SPWD/E-90/NC/00-01/786 Dtd 31/02/01	2000-01	-	-	10.00	
Improvement of Geometrics = 0-10.00 km	17.48 SPWD/E-72/NC/97-98/10339 Dtd 25/03/92	96-97	-	-	17.29	
C/o side drain and compound wall from SHDO Complex to CRPF complex at Koloriang	13.20 SPWD/E-83/NC/2000-01/471 Dtd 21/03/01	99-2000	-	-	12.01	
C/o CC footpath from PWD road to Pemih colony (250 m)	8.07 SPWD/E-30/NC/2000-01/268 Dtd 5/3/01	2000-01	-	-	4.50	
Formation/Cutting = 0-3 km	29.50 SPWD/E-67/NC	99-2000	-	-	16.50	
Survey & Investigation from Dilong to Taji = 20 km	4.20 SPWD/E-10/NC/2000-01/519 Dtd 22/3/01	2000-01	-	-	3.00	
Formation/Cutting = 0-2km	23.56 SPWD/E-96/NC/2000-01/785 Dtd 31/03/01	2000-01	-	-	13.50	
Formation/Cutting = 0.8km	4.87 SPWD/E-59NC/99-2000/496 Dtd 24/03/2000	99-2000	-	-	5.10	
C/o Steel Bailey bridge over river Chollo on Nyapin-Chyang Tajo road (60 ft)	31.04 SPWD/E-52/NC/02-03/701 Dtd 25/3/03	2002-03	-	-	29.52	
C/o bridge over river kuru at Ch: 7.35 km (Span-58m)	65.00 SPWD/E-1/96-97/1532 Dtd 7/03/97(Part)	97-98	-	160.00	113.20	
C/o Bridge over river Paya at Ch: 22km (Span -24 mtr)	49.78 SPWD/E-54/NC/2000-01/603 Dtd 27/03/01	2000-01	-	-	19.49	

APPENDIX II- Contd.

Name of Project	Cost of work + Sanction order No (In lakhs of rupees)	Date of commencement	Target date of Completion	Revised Cost (if any) (In lakhs of rupees)	Expenditure upto 2006 - 2007 (In lakhs of rupees)	Remarks
C/o S/Bridge over river Kamala on Dhahill Top to Champbang Porter Track (Span 200 m) (SH:-S&I)	6.28 SPWD/E-127/NC/10269 Dtd 25/03/98	97-98	-	-	5.50	
C/o wire rope suspension bridge between Champbang to old Ziro Porter Track over Kuru river (Span-100m)	41.08 SPWD/E-94/NC/2000-2001/783 Dtd 31/3/01	2000-01	-	-	9.40	
C/o suspension bridge over river Kamala on Dha-Hill top on Tamen-Tali road to Champbang P/Tracks (Span - 200 m)	49.60 SPWD/E-95/NC/2000-01/788 Dtd 31/3/01	2000-01	-	-	20.71	
P/T from Palin to Mengio (78km)	15.00 SPWD/W/AA & ES Dtd 28/03/92	91-92	-	-	13.58	
P/T from Sangram to Tali via Patting & Longro (100 km)	19.84 SPWD/W/AA & ES Dtd 23/03/94	93-94	-	-	17.33	
C/o PT form restoriang to Kamporijo via Kambang & Rakhe (30km)	6.94 SPWD/E-126/NC/97-98/2593 Dtd 27/01/98	97-98	-	-	5.83	
Soling = 0-6km Siro - Pange road	17.25 SPWD/W/AA & ES Dtd 27/12/95	-	-	-	14.53	
Formation cutting 0 to 1.00 km from BRTF road to Bello	12.87 SPWD/E-92/NC/99-2000/121 Dtd 08/02/00	-	-	-	10.32	Date of commencement and target date of completion not furnished by the department
Formation/Cutting from Deed to Mengio =15-25km	160.24 SPWD/E-51/Ziro Dtd 7/3/96	-	-	-	134.78	
Culvert, R/Wall & B/Wall= 5-7km from Raga to Surya	11.69 SPWD/E-34/NC/98-99 Dtd 30/3/99	-	-	-	4.39	
Fomation/Cutting =0-2.00 km road from Luba to Mengi	24.29 SPWD/E-89/NC/97-98/3072 Dtd 23/2/98	-	-	-	15.96	
Formation /Cutting =0.00 - 2.00 km road from GAA to Chimir	15.76 SPWD/E-80/NC/97-98/1000-09 Dtd 12/3/98	-	-	-	10.08	
C/O Road from Hari to Hong (SH:- Soling 0 -3.00 km) (Ph:-I - Soling 2.00 km)	15.00 SPWD/E-41/NC/05/2499 Dtd 31/03/2005	-	-	-	1.00	

APPENDIX II- Contd.

Name of Project	Cost of work + Sanction order No (In lakhs of rupees)	Date of commencement	Target date of Completion	Revised Cost (if any) (In lakhs of rupees)	Expenditure upto 2006 - 2007 (In lakhs of rupees)	Remarks
Road to Hari middle school SH: Soling metalling & BT	6.98 SPWD/W/AA & ES 93-94 Dtd 19/1/94	-	-	-	5.28	Date of commencement and target date of completion not furnished by the department
R/Wall for the township road at Tallo village (90m)	3.14 SPWD/E-10/NC/99-2000/157 Dtd 28/8/99	-	-	-	1.56	
I/o Hapoli Township Road (17.50 km)	32.69 SPWD/E-08/96-97/1527 Dtd 31/3/97	-	-	-	62.42	
Approach road to Govt. Secondary School Tajang	2.03 ENG-18(P)/87/7881-88/23/2/99	-	-	-	1.09	
Approach road to TB Hospital, Hapoli (SH: Soling, Metalling & Carpetting 1.50 Km)	15.27 SPWD/E-43/NC/05/2446 Dtd 31/3/2005	-	-	-	...	
WBM 0 to 2.00 km from BRTF road to Godak	12.25 SPWD/E-34/NC/2002-03/366 Dtd 10/03/2003	-	-	-	0.50	
Formation /Cutting =0-2km from Harito Sia Piro	24.51 SPWD/E-59/NC/96-97/834-42 Dtd 6/3/97	-	-	-	22.22	
C/o RCC Slab Culvert 2 nos of 6mtr. Span	17.08 SPWD/E-33/NC/02-03/ Dtd 28/03/2003	-	-	-	1.00	
Soling, WBM & Carpetting = 1.80 km from BRTF road to Hari village	6.28 SPWD/E-102/NC/97-98/2179 Dtd 8/1/98	-	-	-	5.98	
Fromation /Cutting =0-10 km from Hija to Siya	56.25 SPWD/W/AA & ES 89-90 Dtd 26/4/90	-	-	-	38.53	
Formation / Cutting 0-2.00 km from Yatap to Yam	19.73 SPWD/E-45/NC/05/2587 Dtd 31/3/2005	-	-	-	1.00	
Soling, Metalling & Carpetting approach road to Blue Pine school	8.29 SPWD/E-28/NC/05/2492 Dtd 31/3/05	-	-	-	1.00	
Survey & Investigation 30.00 km from Talo to Pistana	10.72 SPWD/E-03/NC/05/2576 Dtd 31/03/2005	-	-	-	1.00	
Formation/Cutting 0 to 2.00km from Ziro to Sikhe	21.10 SPWD/E-42/NC/05/2445 Dtd 31/3/2005	-	-	-	1.00	
Survey & Investigation	6.08 SPWD/PE-12/NC/05-06/3086 Dtd 21/02/06	-	-	-	1.00	

245
APPENDIX .II- Contd.

Name of Project	Cost of work + Sanction order No (In lakhs of rupees)	Date of commencement	Target date of Completion	Revised Cost (if any) (In lakhs of rupees)	Expenditure upto 2006 - 2007 (In lakhs of rupees)	Remarks
Survey & Investigation road from old Ziro to Rake village	2.00 SPWD/PE-15/NC/05-06/3409 Dtd 06/03/06	-	-	-	0.50	
C/o bridge at Ch:27.8km (Span=20m)	10.00 SPWD/E-161/NC/97-98 Dtd 31/3/98(Part)	97-98	-	35.00	28.12	
Sh:-R.C.C. Bridge over Dango Nallah Span 15.00 Mtr Ch:-2.00 km	34.80 SPWD/PE-49/NC/05-06/3417 Dtd 07/03/06	05-06	-	-	7.00	
Foot Suspension over river Keyi	16.70 SPWD/E-44/Ziro/95-96/3320 Dtd 8/1/96	95-96	-	-	16.70	
C/o Steel Bailey Bridge over river Pagin on Boa-simla Kamporijo Road	28.64 SPWD/W/AA & ES 87-88 Dtd 29/01/88	87-88	-	-	10.00	
C/o Wire Rope suspension bridge over river Pado or between Doga to Mange	10.18 SPWD/E-58/NC/2000-01/520 Dtd 21/3/01	00-01	-	-	10.02	
P/T from Parsiparlo to Tali (HQ) (75KM)	10.79 SPWD/E-35/94-95/ Dtd 04/01/96	94-95	-	-	7.71	
C/o porter track from Nayang to Rikong 50 km	5.05 SPWD/E-18/NC/2000-01/585 Dtd 23/03/01	00-01	-	-	4.27	
Slab Culvert 10 nos (0-2km) From BTK to Namtsering	8.87 SPWD/E-62/RC/R&B96-97 Dtd 11.3.97	96-97	-	-	6.73	
RR Masonry Drain, 0-2km. Phase-I: 0-1 km	3.93 SPWD/E-12/RC/99-2000/16 Dtd 4.1.2000	99-00	-	-	3.47	
Widening and C/o R/Wall at Tawang H S School and side drain from Tawang Hospital to Tawang H S school and Nehru market to YGC Cultural Centre 3.00 km	28.84 SPWD/E-28/RC/2000-01/241 Dtd 2.3.2001	00-01	-	-	22.37	
Approach road to new circuit house (8000 m) (SH: WBM and Black Topping)	7.60 SPWD/E-20/RC/2000-01 dated 2.3.2001	00-01	-	-	6.80	
C/o Approach road to SDO office at new Lumla (Length 3km)(FC 1KM)	12.02 SPWD/E-119/RC/2000-01/511 Dated 23.3.2001	00-01	-	-	9.09	

APPENDIX II- Contd.

Name of Project	Cost of work + Sanction order No (In lakhs of rupees)	Date of commencement	Target date of Completion	Revised Cost (if any) (In lakhs of rupees)	Expenditure upto 2006 - 2007 (In lakhs of rupees)	Remarks
Formattion Cutting (PH-I 0-1km) from Baghar to Phomang village	9.07 SPWD/E-84/RC/R&B/96-97/459 dated 31.3.97	96-97	-	-	8.64	
Survey & Investigation road from Dudunghar to Demithang	9.79 SPWD/PE-14/RC/05-06/3127 dated 23/02/06	05-06	-	-	9.32	
C/o Approach road to Jamyang Choekhorling	9.55 SPWD/PE-13/RC/05-06 Dtd 15/02/06	05-06	-	-	9.00	
Steel Bailey Bridge Gyangong nallah (Span 25.00 mtr)	49.33 SPWD/E-123/RC/2000-01 Dtd 26-03-2001	00-01	-	-	1.00	
C/o 3 nos Suspension Bridge on Dongshengmang to Kantang mule track at Eabling nallah, Mangnam nallah and Thongleng nallah (Span 25m each)	12.83 SPWD/E-128/RC/R&B/96-97/50 Dtd 27.3.97	96-97	-	-	12.92	
Widening of narrow places in different chainages from 12.00 to 34.00 km	42.91 SPWD/E-90/RC/97-98 Dtd 31/03/98	97-98	-	-	42.70	
Culvert = 20-37 Km from Dirang road to Salari	40.66 SPWD/W/AA&ES, Dt29.01.91	90-91	-	-	38.99	
F/Cutting 62.50 to 63.50 Km	15.46 SPWD/E-65/RC/99-2000, Dtd 22.03.2000	99-00	-	-	13.70	
WBM & B/T 96-106 Km	41.46 SPWD/E-104/RC/R&B/96-97/453 Dtd 31.03.07	96-97	-	-	30.90	
WBM 20.00 -22.00 Km	4.68 SPWD/E-96/RC/97-98 Dtd 26.12.97	97-98	-	-	2.58	
Formation cutting, 0 to 2km. (Namsu end)	24.8 SPWD/E-192/RC/97-98/100303 Dtd 25.03.98	98-99	-	-	2.55	
Culvert, R&B/Wall, Dt.13.10-18.02 Km	24.10 SPWD/E-86/RC/97-98/2478 Dtd 29.01.98	97-98	-	-	11.06	
Formation cutting 5.00-8.50km	51.00 SPWD/E-183/RPA/R&B/2088-89, Dt 26.03.96	95-96	-	-	35.80	

APPENDIX II- Contd.

Name of Project	Cost of work + Sanction order No (In lakhs of rupees)	Date of commencement	Target date of Completion	Revised Cost (if any) (In lakhs of rupees)	Expenditure upto 2006 - 2007 (In lakhs of rupees)	Remarks
Improvement of road from Lower Jang to Bichom (SH: Widening 2-5 km)	28.96 SPWD/E-88/RC/97-98, Dt 20.03.99	98-99	-	-	7.20	
Internal road for new colony at Bomdila (3.50 Km) SH:F/C- 2.37 km	20.76 SPWD/E-104/RC/97-98 Dt 26.03.98	97-98	-	-	10.18	
Improvement of road from GRL road to circuit House via Shanti Deva Hostel (1.60 km) Sh: Sol & WBM)	15.01 SPWD/PE/RC-63/02-03/756 Dtd 28.03.03	03-04	-	-	4.48	
Improvement of road to play ground at Rupa (Actual length = 0.748 Km)	12.06 SPWD/E-198/RPA/1661-69 Dtd 22.03.96	95-96	-	-	9.50	
Formation cutting at Tippri (2.00 Km)	19.68 SPWD/E-110/RC/R&B/96-97/1775 Dtd 14.03.97	96-97	-	-	15.88	
Re-Carpetting of approach road to Circuit House & Guest House at Parvatinagar (SH: WBM & Re-carpeting - 0.440 km)	5.00 SPWD/E-59/RC/05-06/3414 Dtd 17/3/06	05-06	-	-	2.00	
Survey & Investigation 50.00 km of Bhalukpong Kamengbari road	10.11 SPWD/E-58/RC/97-98/2278 Dtd 26.12.97	97-98	-	-	8.54	
Formation cutting 0 to 2 km road from Sappar camp to Lubrang	24.92 SPWD/E-59/RC/99-2000 Dtd 22.03.2000	99-00	-	-	6.37	
Jungle cutting, Sub-base preparation & C/Wall, 0 to 3 Km Thungri road	10.75 SPWD/RE-01/RC/2002/829, Dtd 24.04.03	03-04	-	-	1.73	
C/o Steel Bridge at CH: 61.450 Km (Span=35 mtr)	55.82 SPWD/E-27/RC/2000-01 Dtd 09.03.01	99-00	-	-	16.84	
C/o S/Bridge over Dinik Kho river connecting Thongre to Homthing Bow (L-70 mtrs)	SPWD/E-48/RC/97-98/100789 Dt 21.03.98	97-98	-	-	9.01	
C/O Foot Suspension Bridge over river Dinikkho & Nimbacher P/track	SPWD/E-106/RC/R&B/97-98/6009Dt 05.03.98	96-97	-	-	4.80	

APPENDIX II- Contd.

Name of Project	Cost of work + Sanction order No (In lakhs of rupees)	Date of commencement	Target date of Completion	Revised Cost (if any) (In lakhs of rupees)	Expenditure upto 2006 - 2007 (In lakhs of rupees)	Remarks
P/track from Thrizino to Janaching Challang (20km)	6.09 SPWD/E-87/RC/96-97/1793 Dt 15/03/97	96-97	-	-	5.45	
P/Track from Thungri to mathow, Dibbin under Nafra circle 40km	9.45 SPWD/E-116/RC/R&B/96-97/100 Dt 27/03/97	96-97	-	-	7.68	
Formation cutting 0-5.00 km Lhou Jangda road	14.25 SPWD/E-61/RC/96-97/608 Dt 31/3/97	89-90	-	116.25	116.20	
Recarpeting of Jang Township road & colony road (2.10 km)	11.24 SPWD/PE-05RC/05-06/3084 Dt 21/02/06	05-06	-	-	5.20	
c/o approach road to I.B. at Mukto (SH:B/T-600 mtr)	1.00 SPWD/PE-04/RC/05-06/3094 Dtd 16/02/06	05-06	-	-	1.00	
Improvement of porter track to Mule track from Mukto to Bongleng (16.00 km)	8.87 SPWD/E-159/RC/97-98/5025 Dt 27/02/98	94-95	-	-	8.82	
C/o Retaining & Brest Wall to protect Banquet Hall and HCM Residence	10.47 SPWD/E-69/CC/98-99/77 Dtd 8/3/99	98-99	-	-	9.98	
C/o Approach Road to Gazetters office complex (0.40 km) SH: Sol, mett. Carpeting & R/Wall	7.93 SPWD/E-25/CC/99-2000/410 dtd 8/02/00	99-00	-	-	7.82	
C/o R/Wall near trijunction road leading to Senkhiview (SH: B/Wall - 80 Mtr)	7.24 SPWD/E-23/CC/00-01/304 dtd 12/3/01	00-01	-	-	7.24	
Renewal and surfacing of road from R.K. Mission Junction to CD-B culvert point	2.17 SPWD/E-71/CC/2002-03/769 Dtd. 28/3/2003	02-03	-	-	2.17	
C/o R/Wall in road between Division-IV & Senkhipark Itanagar	9.84 SPWD/E-79/CC/00-01/454 Dtd. 17/3/01	00-01	-	-	5.95	
C/o Road side CC drain from Greenmount School to F Sector Slab Culvert	3.03 SPWD/E-38/CC/00-01/339 Dtd. 13/03/01	00-01	-	-	1.00	
C/o R/Wall behind S.A. Office at Itanagar	24.36 SPWD/PE-38/CC/97-98/1021 Dtd. 23/03/98.	97-98	-	-	21.30	
Replacement of 2 nos. Hume pipe culverts with RCC Slab culvert 1.50 mtr span on road from Niti Vihar to Senkhi View	6.11 SPWD/E-43/CC/05-06/3212, Dtd. 24/2/2006	05-06	-	-	1.00	

APPENDIX .II-Concl'd.

Name of Project	Cost of work + Sanction order No (In lakhs of rupees)	Date of commencement	Target date of Completion	Revised Cost (if any) (In lakhs of rupees)	Expenditure upto 2006 - 2007 (In lakhs of rupees)	Remarks
Improvement of road to Adi Basti via Mopin Ground (SH:- SMC-500 mtr and side drain)	4.12 SPWD/E-20/CC/05-06/3451, Dtd. 24/3/2006	05-06	-	-	0.50	
C/o 2 Nos Slab culverts, of 1.50 mtr span on Niti Vihar - Mowb-II road including catch pits & drain.	6.57 SPWD/E-42/CC/ 05-06/3124,Dtd.22/02/06	05-06	-	-	1.00	
Re- carpetting of internal road of MLA Cottage (Length 1.00 km)	8.63 SPWDE-08/CC/05-06/3292 Dtd 1/3/2006	05-06	-	-	2.00	
C/o R/Wall near T.M.N. Complex at Chandranagar, Itanagar (SH:- R/Wall-50 mtr)	8.88 SPWD/E-09/CC/05-06/3019 Dtd 15/2/06	05-06	-	-	0.50	
<u>473</u>				Total	1,21,00.26	

1,50,91.23

APPENDIX-III
(Referred to Statement No.12)

DETAILS OF GRANTS-IN-AID GIVEN BY THE STATE GOVERNMENT TO THE LOCAL BODIES

(In lakhs of rupees)

Heads and Description	Actuals for the year			Recipient Agency (Municipal Councils/Corporation and Panchayat)	Amount received during the year			Total Details of Assets.
	Plan (including CSS)	Non Plan	Total		Revenue Expenditure	Capital Expenditure	Amount	
				Nil				

APPENDIX -IV
Expenditure on salaries, * organized by major heads, during the year 2006-2007
 (Figures in *Italics* represent *charged* expenditure)

Actuals for the year 2006-2007				
Head	Non-Plan	CSS	Plan	Total
1	2	3	4	5
Expenditure Heads (Revenue Account)			(In thousands of rupees)	
A. General Services				
(a) Organs of State				
2011 Parliament/State/Union Territory Legislatures.	<i>4,68</i> 2,92,06	2,96,74
2012 President, Vice-President/Governor, Administrator of Union Territories	<i>64,79</i>	64,79
2013 Council of Ministers	32,48	32,48
2014 Administration of Justice	59,19	12,22	...	71,41
2015 Election	2,29,76	2,29,76
Total- (a) Organs of State	<i>69,47</i> 6,13,49	12,22	...	6,95,18
(b) Fiscal Services				
(ii) Collection of Taxes on Property and Capital Transactions				
2029 Land Revenue	1,30,41	1,30,41
Total- (ii) Collection of Taxes on Property and Capital Transactions	1,30,41	1,30,41
(iii) Collection of Taxes on Commodities and Services				
2039 State Excise	1,58,87	1,58,87
Total- (iii) Collection of Taxes on Commodities and Services	1,58,87	1,58,87
(iv) Other Fiscal Services				
2047 Other Fiscal Services	8,97	...	10,48	19,45

*The figures represent expenditure booked in the accounts under the object head salary.

APPENDIX -IV- Contd.
(Figures in *Italics* represent *charged* expenditure)

<u>Actuals for the year 2006-2007</u>				
Head 1	Non-Plan 2	CSS 3	Plan 4	Total 5
Expenditure Heads (Revenue Account)-Contd.			(In thousands of rupees)	
A. General Services-Contd.				
(b) Fiscal Services-Concl.				
(iv) Other Fiscal Services-Concl.				
Total- (iv) Other Fiscal Services	8,97	...	10,48	19,45
Total- (b) Fiscal Services	2,98,25	...	10,48	3,08,73
(d) Administrative Services				
2051 Public Service Commission	82,62	82,62
2052 Secretariat General Services	15,92,36	...	20,14	16,12,50
2053 District Administration	29,72,91	29,72,91
2054 Treasury and Accounts Administration	3,24,21	3,24,21
2055 Police	87,01,15	87,01,15
2056 Jails	86,24	86,24
2058 Stationery and Printing	54,02	...	77,59	1,31,61
2059 Public Works	35,79,16	35,79,16
2070 Other Administrative Services	1,90,13	1,90,13
Total- (d) Administrative Services	82,62 1,75,00,18	...	97,73	1,76,80,53
(e) Pensions and Miscellaneous General Services				
2075 Miscellaneous General Services	3,79	3,79

APPENDIX -IV- Contd.
(Figures in *Italics* represent *charged* expenditure)

Actuals for the year 2006-2007

Head 1	Non-Plan 2	CSS 3	Plan 4	Total 5
Expenditure Heads (Revenue Account)-Contd.				
(In thousands of rupees)				
A. General Services-Concl.				
(e) Pensions and Miscellaneous General Services-Concl.				
Total- (e) Pensions and Miscellaneous General Services	3,79	3,79
Total-A. General Services	<i>1,52,09</i> 1,84,15,71	12,22	1,08,21	1,86,88,23
B. Social Services				
(a) Education, Sports, Art and Culture				
2202 General Education	83,01,27	2,97,14	71,05,73	1,57,04,14
2204 Sports and Youth Services	56,67	...	2,99,91	3,56,58
2205 Art and Culture	2,85,86	...	1,91,44	4,77,30
Total- (a) Education, Sports, Art and Culture	86,43,80	2,97,14	75,97,08	1,65,38,02
(b) Health and Family Welfare				
2210 Medical and Public Health	56,65,08	28,74	10,38,65	67,32,47
2211 Family Welfare	...	3,73,05	...	3,73,05
Total- (b) Health and Family Welfare	56,65,08	4,01,79	10,38,65	71,05,52
(c) Water Supply, Sanitation, Housing and Urban Development				
2215 Water Supply and Sanitation	4,18,28	...	7,96,00	12,14,28
2217 Urban Development	99,37	...	2,92	1,02,29

APPENDIX -IV- Contd.
(Figures in *Italics* represent *charged* expenditure)

<u>Actuals for the year 2006-2007</u>				
Head 1	Non-Plan 2	CSS 3	Plan 4	Total 5
Expenditure Heads (Revenue Account)-Concl'd.		(In thousands of rupees)		
B. Social Services-Concl'd.				
(c) Water Supply, Sanitation, Housing and Urban Development -Concl'd.				
Total- (c) Water Supply, Sanitation, Housing and Urban Development	5,17,65	...	7,98,92	13,16,57
(d) Information and Broadcasting				
2220 Information and Publicity	2,21,92	...	90,89	3,12,81
Total- (d) Information and Broadcasting	2,21,92	...	90,89	3,12,81
(f) Labour and Labour Welfare				
2230 Labour and Employment	76,79	39,84	1,04,94	2,21,57
Total- (f) Labour and Labour Welfare	76,79	39,84	1,04,94	2,21,57
(g) Social Welfare and Nutrition				
2235 Social Security and Welfare	2,64,98	18,55,67	1,34,17	22,54,82
Total- (g) Social Welfare and Nutrition	2,64,98	18,55,67	1,34,17	22,54,82
(h) Others				
2251 Secretariat Social Services	2,44,49	2,44,49
Total- (h) Others	2,44,49	2,44,49
Total-B. Social Services	1,56,34,71	25,94,44	97,64,65	2,79,93,80

APPENDIX -IV- Contd.

(Figures in *Italics* represent *charged* expenditure)

Head 1	Actuals for the year 2006-2007			Plan 4	Total 5
	Non-Plan 2	CSS 3			
Expenditure Heads (Revenue Account)-Contd.					(In thousands of rupees)
C. Economic Services					
(a) Agriculture and Allied Activities					
2401 Crop Husbandry	21,22,53	...		6,02,37	27,24,90
2402 Soil and Water Conservation	6,08,55	...		4,24,70	10,33,25
2403 Animal Husbandry	12,40,74	6,80		4,82,99	17,30,53
2404 Dairy Development	27,45	...		13,91	41,36
2405 Fisheries	1,98,68	2,58		1,40,01	3,41,27
2406 Forestry and Wild Life	23,07,07	...		4,70,52	27,77,59
2408 Food, Storage and Warehousing	3,63,47	3,63,47
2415 Agricultural Research and Education	55,51	55,51
2425 Co-operation	1,82,38	...		72,49	2,54,87
2435 Other Agricultural Programmes	25,99	...		14,00	39,99
Total- (a) Agriculture and Allied Activities	71,32,37	9,38		22,20,99	93,62,74
(b) Rural Development					
2501 Special Programmes for Rural Development	...	3,97,54		...	3,97,54
2505 Rural Employment	...	1,25,51		...	1,25,51
2506 Land Reforms		1,10,61	1,10,61
2515 Other Rural Development Programmes	9,84,54	...		1,62,86	11,47,40

APPENDIX -IV- Contd.
(Figures in *Italics* represent *charged* expenditure)

<u>Actuals for the year 2006-2007</u>					
Head 1	Non-Plan 2	CSS 3	Plan 4	Total 5	
Expenditure Heads (Revenue Account)-Contd.		(In thousands of rupees)			
C. Economic Services-Contd.					
(b) Rural Development-Concltd.					
Total- (b)	Rural Development	9,84,54	5,23,05	2,73,47	17,81,06
(c) Special Areas Programmes					
2551	Hill Areas	1,68	1,68
2575	Other Special Area Programmes	3,61	3,61
Total- (c)	Special Areas Programmes	1,68	...	3,61	5,29
(d) Irrigation and Flood Control					
2702	Minor Irrigation	5,31,21	10,00	5,06,93	10,48,14
Total- (d)	Irrigation and Flood Control	5,31,21	10,00	5,06,93	10,48,14
(e) Energy					
2801	Power	11,72,03	...	5,96	11,77,99
Total- (e)	Energy	11,72,03	...	5,96	11,77,99
(f) Industry and Minerals					
2851	Village and Small Industries	5,51,30	...	4,62,98	10,14,28
2853	Non-ferrous Mining and Metallurgical Industries	86,44	86,44
2875	Other Industries	30	30
Total- (f)	Industry and Minerals	5,51,30	...	5,49,72	11,01,02
(g) Transport					
3053	Civil Aviation	15,68	15,68

APPENDIX -IV- Concl.
(Figures in *Italics* represent *charged* expenditure)

<u>Actuals for the year 2006-2007</u>				
Head 1	Non-Plan 2	CSS 3	Plan 4	Total 5
Expenditure Heads (Revenue Account)-Concl.			(In thousands of rupees)	
C. Economic Services-Concl.				
(g) Transport-Concl.				
3054 Roads and Bridges	4,41,43	4,41,43
3055 Road Transport	8,79,55	...	21,40	9,00,95
Total- (g) Transport	8,79,55	...	4,78,51	13,58,06
(i) Science, Technology and Environment				
3425 Other Scientific Research	25,87	25,87
Total- (i) Science, Technology and Environment	25,87	25,87
(j) General Economic Services				
3451 Secretariat-Economic Services	72,98	...	1,07,39	1,80,37
3452 Tourism	20,82	...	86,25	1,07,07
3454 Census, Surveys and Statistics	2,46,85	80,75	46,90	3,74,50
3456 Civil Supplies	2,81,80	...	88,93	3,70,73
3475 Other General Economic Services	1,18,11	...	35,50	1,53,61
Total- (j) General Economic Services	7,40,56	80,75	3,64,97	11,86,28
Total C. Economic Services	1,19,93,24	6,23,18	44,30,03	1,70,46,45
Grand Total Expenditure Heads (Revenue Account)	<i>1,52,09</i> 4,60,43,66	32,29,84	1,43,02,89	6,37,28,48

APPENDIX -V

Expenditure on subsidies* disbursed during the year 2006-2007

(Figures in *Italics* represent *charged* expenditure)

<u>Actuals for the year 2006-2007</u>				
Head	Non-Plan	CSS	Plan	Total
1	2	3	4	5
(In thousands of rupees)				
Expenditure Heads (Revenue Account)				
C. Economic Services				
(a) Agriculture and Allied Activities				
2401				
Crop Husbandry				
113				
Agricultural				
Engineering				
33				
Subsidies	26,00	26,00
Total:	113	...	26,00	26,00
Total-	2401	...	26,00	26,00
2425				
Co-operation				
001				
Direction and				
Administration				
33				
Subsidies	...	95,99	41,00	1,36,99
Total:	001	95,99	41,00	1,36,99
Total-	2425	95,99	41,00	1,36,99
Total-	(a) Agriculture and Allied Activities	95,99	67,00	1,62,99
(b) Rural Development				
2501				
Special Programmes for Rural				
Development				
01				
Integrated Rural Development				
Programme				
101				
Subsidy to District				
Rural Development				
Agencies				
33				
Subsidies	...	66,01	...	66,01
Total:	101	66,01	...	66,01
Total	01	66,01	...	66,01

* The figures represent expenditure as booked under subsidy head in the accounts rendered by the State Government.

APPENDIX -V -Concl.

(Figures in *Italics* represent *charged* expenditure)

Head 1	Actuals for the year 2006-2007			Total 5
	Non-Plan 2	CSS 3	Plan 4	
(In thousands of rupees)				
Expenditure Heads (Revenue Account)- Concl.				
C. Economic Services-Concl.				
(b) Rural Development-Concl.				
2501	Special Programmes for Rural Development -Concl			
Total- 2501	...	66,01	...	66,01
Total- (b) Rural Development	...	66,01	...	66,01
(j) General Economic Services				
3456	Civil Supplies			
001	Direction and Administration			
33	Subsidies			
Total:	001	...	31,22	31,22
Total- 3456	31,22	31,22
Total- (j) General Economic Services	31,22	31,22
Total- C. Economic Services	...	1,62,00	98,22	2,60,22
Grand Total Expenditure Heads (Revenue Account)	...	1,62,00	98,22	2,60,22

