

APPROPRIATION ACCOUNTS
2009-2010





TABLE OF CONTENTS

	Page
INTRODUCTORY	(iii)
SUMMARY OF APPROPRIATION ACCOUNTS	2
APPROPRIATION ACCOUNTS	
1. Legislative Assembly	10
2. Administrator	11
3. Council of Ministers	12
4. Administration of Justice	13
5. Elections	14
6. Revenue and Food	15
7. Sales Tax	23
8. Transport	24
9. Secretariat	27
10. District Administration	30
11. Treasury and Accounts Administration	48
12. Police	49
13. Jails	52
14. Stationery and Printing	53
15. Retirement Benefits	54
16. Public Works	55
17. Education	77
18. Medical	87
19. Information and Publicity	88
20. Labour and Employment	95
21. Social Welfare	96
22. Co-operation	107
23. Statistics	110
24. Agriculture	112
25. Animal Husbandry	117
26. Fisheries	120
27. Community Development	125
28. Industries	127
29. Electricity	130
30. Ports and Pilotage	137
31. Loans to Government Servants	138
32. Building Programmes	140
33. Public Debt	150
Appendix	156



INTRODUCTORY

This compilation containing the Appropriation Accounts of the Government of the Union Territory of Puducherry for the year 2009-2010 presents the accounts of sums expended during the period compared with the several sums specified in the Schedules appended to the Appropriation Acts passed under Sections 29 and 30 of the Government of Union Territories Act, 1963.


In these Accounts—

'O' Stands for original grant or appropriation.

'S' Stands for supplementary grant or appropriation.

'R' Stands for re-appropriation, withdrawals or surrenders sanctioned by a competent authority.

Charged appropriations and expenditure are shown in bold italics.



SUMMARY OF APPROPRIATION ACCOUNTS
2009-2010

SUMMARY OF APPROPRIATION

Number and name of grant or appropriation		Amount of grant or appropriation	
		Revenue	Capital
		₹	₹
1.	Legislative Assembly	<i>Charged</i> 28,84,000	...
		Voted 10,29,36,000	...
2.	Administrator	<i>Charged</i> 2,09,30,000	...
		Voted 70,000	...
3.	Council of Ministers	8,30,00,000	...
4.	Administration of Justice	8,21,33,000	...
5.	Elections	2,91,80,000	...
6.	Revenue and Food	1,67,37,59,000	...
7.	Sales Tax	4,27,30,000	...
8.	Transport	29,35,94,000	85,20,000
9.	Secretariat	39,76,44,000	...
10.	District Administration	3,30,58,41,000	...
11.	Treasury and Accounts Administration	11,13,10,000	...
12.	Police	<i>Charged</i> 7,47,000	...
		Voted 1,05,08,15,000	...
13.	Jails	4,90,80,000	...
14.	Stationery and Printing	15,92,22,000	...
15.	Retirement Benefits	2,89,08,00,000	...
16.	Public Works	<i>Charged</i> 1,50,000	...
		Voted 1,04,66,74,000	3,77,36,01,000
17.	Education	<i>Charged</i> 10,000	...
		Voted 4,87,14,22,000	...
18.	Medical	2,72,48,89,000	...
19.	Information and Publicity	<i>Charged</i> 3,82,000	...
		Voted 83,32,89,000	2,25,01,000

ACCOUNTS 2009-2010

Expenditure		Saving		Excess	
Revenue	Capital	Revenue	Capital	Revenue	Capital
₹	₹	₹	₹	₹	₹
28,64,396	...	19,604
10,29,22,029	...	13,971
2,08,93,599	...	36,401
70,000
8,29,77,083	...	22,917
8,19,24,184	...	2,08,816
2,91,53,233	...	26,767
1,14,30,71,299	...	53,06,87,701
4,26,76,422	...	53,578
21,30,45,569	85,00,000	8,05,48,431	20,000
24,04,47,880	...	15,71,96,120
2,05,10,62,716	...	1,25,47,78,284
11,11,55,420	...	1,54,580
7,45,096	...	1,904
1,01,39,03,143	...	3,69,11,857
4,84,17,266	...	6,62,734
15,85,77,679	...	6,44,321
2,89,07,74,809	...	25,191
1,50,000
98,44,67,259	1,86,53,63,729	6,22,06,741	1,90,82,37,271
...	...	10,000
4,80,47,17,582	...	6,67,04,418
2,72,04,50,937	...	44,38,063
3,81,670	...	330
24,87,68,487	2,25,00,000	58,45,20,513	1,000

SUMMARY OF APPROPRIATION

Number and name of grant or appropriation	Amount of grant or appropriation	
	Revenue	Capital
	₹	₹
20. Labour and Employment	20,49,43,000	...
21. Social Welfare	4,37,40,86,000	4,42,50,000
22. Co-operation	23,34,31,000	56,13,25,000
23. Statistics	3,21,63,000	...
24. Agriculture	69,43,14,000	3,00,00,000
25. Animal Husbandry	37,03,86,000	...
26. Fisheries	28,10,87,000	4,35,000
27. Community Development	8,59,72,000	...
28. Industries	69,04,80,000	56,04,62,000
29. Electricity	<i>Charged</i> 16,39,000	...
	Voted 5,97,71,69,000	1,64,91,10,000
30. Ports and Pilotage	96,95,000	3,87,00,000
31. Loans to Government Servants	...	2,96,20,000
32. Building Programmes	15,76,50,000	1,58,89,92,000
33. Public Debt	<i>Charged</i> 2,99,33,56,000	1,31,14,07,000
	Voted 12,95,54,000	
Total	<i>Charged</i> 3,02,00,98,000	1,31,14,07,000
	Voted 32,98,93,18,000	8,30,75,16,000

ACCOUNTS 2009-2010—contd.

Expenditure		Saving		Excess	
Revenue	Capital	Revenue	Capital	Revenue	Capital
₹	₹	₹	₹	₹	₹
20,31,77,186	...	17,65,814
2,91,17,89,166	4,42,50,000	1,46,22,96,834
23,32,01,162	17,13,24,000	2,29,838	39,00,01,000
3,16,83,284	...	4,79,716
61,57,33,640	3,00,00,000	7,85,80,360
28,33,56,614	...	8,70,29,386
25,06,43,696	4,30,000	3,04,43,304	5,000
7,69,53,317	...	90,18,683
27,10,73,273	56,04,60,000	41,94,06,727	2,000
16,38,171	...	829
5,97,71,40,509	63,15,38,753	28,491	1,01,75,71,247
96,83,399	3,86,78,811	11,601	21,189
...	2,15,53,150	...	80,66,850
12,06,37,392	59,39,10,487	3,70,12,608	99,50,81,513
2,87,30,58,635	1,31,13,99,542	12,02,97,365	7,458
12,95,54,000
2,89,97,31,567	1,31,13,99,542	12,03,66,433	7,458
28,08,32,09,635	3,98,85,08,930	4,90,61,08,365	4,31,90,07,070

SUMMARY OF APPROPRIATION ACCOUNTS—contd.

The reconciliation between the total expenditure according to the Appropriation Accounts for 2009-2010 and that shown in the Finance Accounts for the year is shown below:—

	Revenue	Capital	Total
	₹	₹	₹
Charged—			
Total expenditure according to Appropriation Accounts ..	2,89,97,31,567	1,31,13,99,542	4,21,11,31,109
Deduct— Total of recoveries shown in Appendix
Net total expenditure as shown in Statement No.12 and 13 of Finance Accounts ..	2,89,97,31,567	1,31,13,99,542	4,21,11,31,109
Voted—			
Total expenditure according to Appropriation Accounts ..	28,08,32,09,635	3,98,85,08,930	32,07,17,18,565
Deduct— Total of recoveries shown in Appendix ..	14,84,55,991	27,63,90,529	42,48,46,520
Net total expenditure as shown in Statement No.12 and 13 of Finance Accounts ..	27,93,47,53,644	3,71,21,18,401	31,64,68,72,045

SUMMARY OF APPROPRIATION ACCOUNTS—concl'd.

Certified to the best of my knowledge and belief that all expenditure included in the Appropriation Accounts of the Union Territory of Puducherry for 2009-2010 has been sanctioned by competent authority.



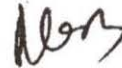
(A.K. Narayanan)

Director of Accounts and Treasuries.

Puducherry,

The 18 JAN 2011

Countersigned




(Nutan Guha Biswas)

*Secretary to Government
Finance Department*

Puducherry,

The 18 JAN 2011




CERTIFICATE OF THE COMPTROLLER AND AUDITOR GENERAL OF INDIA
ON APPROPRIATION ACCOUNTS

This compilation containing the Appropriation Accounts of the Union Territory Government of Puducherry for the year ended 31 March 2010 presents the accounts of the sums expended in the year compared with the sums specified in the schedules appended to the Appropriation Acts passed by the Union Territory Legislature under Sections 29 and 30 of the Government of the Union Territories Act, 1963. The Finance Accounts of the Government for the year showing the receipts and disbursements of the Government for the year together with the financial results disclosed by the revenue and capital accounts, the accounts of public debt and liabilities and assets as worked out from the balances recorded in the accounts are presented in a separate compilation. These Appropriation Accounts, for the preparation of which the Director of Accounts and Treasuries and the Finance Secretary to Union Territory Government are responsible, have been examined under my direction in accordance with the requirements of Article 149 of the Constitution of India, Section 49 of the Government of Union Territories Act, 1963 and the Comptroller and Auditor General's (Duties, Powers and Conditions of Service) Act, 1971. Our responsibility is to express an opinion on the accounts based on our audit.

We conducted our audit in accordance with the Auditing Standards generally accepted in India. These standards require that we plan and perform the audit to obtain reasonable assurance that the accounts are free from material misstatement. An audit includes examination, on a test basis, of evidence relevant to the amounts and disclosures in the financial statements.

On the basis of the information and explanations that my officers required and have obtained and according to the best of my information as a result of test audit of the accounts and on consideration of explanations given, I certify that, to the best of my knowledge and belief, the Appropriation Accounts read with observations in this compilation give a true and fair view of the accounts of the sums expended in the year ended 31 March 2010 compared with the sums specified in the schedules in the Appropriation Acts passed by the Union Territory legislature under Sections 29 and 30 of the Government of the Union Territories Act, 1963.



Points of interest arising from the study of these accounts as well as test audit conducted during the year or earlier years are contained in my Reports on the Union Territory Government being presented separately for the year ended 31 March 2010.



(VINOD RAI)

Comptroller and Auditor General of India

New Delhi,
The

21 FEB 2011

GRANT No. 1—LEGISLATIVE ASSEMBLY

Major head	Total grant or appropriation	Actual expenditure	Excess+ Saving—
	₹	₹	₹
REVENUE—			
2011. Parliament/State/Union Territory Legislatures			
Voted—			
Original	7,80,30,000	10,29,36,000	10,29,22,029
Supplementary	2,49,06,000		
Amount surrendered during the year			Nil
Charged—			
Original	19,70,000	28,84,000	28,64,396
Supplementary	9,14,000		
Amount surrendered during the year			Nil

GRANT No. 2—ADMINISTRATOR

Major head	Total grant or appropriation	Actual expenditure	Excess+ Saving—
	₹	₹	₹
REVENUE—			
2012. President/Vice-President/Governor/ Administrator of Union Territories			
Voted—			
Original	70,000	70,000	...
Amount surrendered during the year			Nil
Charged—			
Original	2,02,80,000		
Supplementary	6,50,000		
	} 2,09,30,000	2,08,93,599	—36,401
Amount surrendered during the year			Nil

GRANT No. 3—COUNCIL OF MINISTERS (All voted)

Major heads	Total grant	Actual expenditure	Excess+ Saving—
	₹	₹	₹
REVENUE—			
2013. Council of Ministers			
2052. Secretariat-General Services			
Original	7,62,25,000	8,29,77,083	—22,917
Supplementary	67,75,000		
Amount surrendered during the year			Nil

GRANT No. 4—ADMINISTRATION OF JUSTICE (All voted)

Major heads	Total grant	Actual expenditure	Excess+ Saving—
	₹	₹	₹
REVENUE—			
2014. Administration of Justice			
2040. Taxes on Sales, Trade, etc.			
2052. Secretariat—General Services			
2230. Labour and Employment			
Original	7,38,20,000		
Supplementary	83,13,000		
	8,21,33,000	8,19,24,184	—2,08,816
Amount surrendered during the year			Nil

GRANT No. 5—ELECTIONS (All voted)

Major head		Total grant	Actual expenditure	Excess+ Saving—
		₹	₹	₹
REVENUE—				
2015. Elections				
Original	2,26,70,000	2,91,80,000	2,91,53,233	—26,767
Supplementary	65,10,000			
Amount surrendered during the year				Nil

GRANT No. 6—REVENUE AND FOOD (All voted)

Major heads	Total grant	Actual expenditure	Excess+ Saving—
	₹	₹	₹
REVENUE—			
2029. Land Revenue			
2030. Stamps and Registration			
2039. State Excise			
2045. Other Taxes and Duties on Commodities and Services			
2216. Housing			
2235. Social Security and Welfare			
2245. Relief on Account of Natural Calamities			
2408. Food Storage and Warehousing			
2506. Land Reforms			
3456. Civil Supplies			
3475. Other General Economic Services			
3604. Compensation and Assignments to Local Bodies and Panchayati Raj Institutions			

REVENUE—

Original	1,67,37,56,000	} 1,67,37,59,000	1,14,30,71,299	—53,06,87,701
Supplementary	3,000			
Amount surrendered during the year (March 2010)				49,39,73,000

GRANT No. 6—REVENUE AND FOOD (All voted)—contd.

Heads	Total grant	Actual expenditure (in lakh of rupees)	Excess+ Saving—
Notes and Comments:			
REVENUE—			
1. Though there was a saving of ₹ 53.07 crore, only ₹ 49.40 crore was surrendered during March 2010.			
2. Savings occurred mainly under:			
(i) 2245.80.800(1) Tsunami Emergency Reconstruction Project (EAP) (1) Puducherry Region (Plan)			
O	60,00.00
R	—60,00.00
Withdrawal of funds by re-appropriation/surrender in March 2010 was due to non-availing of World Bank Loan.			
(ii) 2029.101(1) Office of the Deputy Collector (Revenue) (2) Karaikal Region (Non-Plan)			
O	1,15.48	92.16	92.14
R	—23.32		—0.02
(iii) 3456.001(1) Directorate of Civil Supplies (1) Puducherry Region (Non-Plan)			
O	1,99.30	1,51.50	1,50.36
R	—47.80		—1.14
Withdrawal of funds by re-appropriation in March 2010 in respect of items (ii) and (iii) was due to non-filling up of vacant posts.			
(iv) 2216.03.102(1) Distribution of free house-sites to land less labourers in rural areas (2) Karaikal Region (Plan)			
O	61.80	20.75	10.89
R	—41.05		—9.86

GRANT No. 6—REVENUE AND FOOD (All voted)—*contd.*

Heads		Total grant	Actual expenditure (in. lakh of rupees)	Excess+ Saving—
(v) 2235.60.101(1) Group Personal Accident Insurance Scheme for Below Poverty Line Family members				
(1) Puducherry Region (Non-Plan)				
O	8,40.00			
		8,00.00	6,76.00	—124.00
R	—40.00			
Withdrawal of funds by re-appropriation in March 2010 in respect of items (iv) and (v) was due to less demand from beneficiaries.				
(vi) 2029.102(4) Land Resources Management including Re-survey operation and Survey Training				
(1) Puducherry Region (Plan)				
O	47.90			
		30.00	29.45	—0.55
R	—17.90			
Withdrawal of funds by re-appropriation in March 2010 was due to non-filling up of vacant posts and non-settlement of pending bills.				
(vii) 2245.02.101(1) Cash Doles				
(1) Puducherry Region (Non-Plan)				
O	94.47			
		22.98	22.74	—0.24
R	—71.49			
(viii) 2245.02.101(1) Cash Doles				
(2) Karaikal Region (Non-Plan)				
O	49.96			
		3.00	3.00	...
R	—46.96			

Withdrawal of funds by re-appropriation in March 2010 in respect of items (vii) and (viii) was due to necessity for undertaking relief measures did not arise.

GRANT No. 6—REVENUE AND FOOD. (All voted)—contd.

Heads		Total grant	Actual expenditure (in lakh of rupees)	Excess+ Saving—
(ix)	3456.001(5) Expansion and strengthening of Public Distribution System (1) Puducherry Region (Plan)			
	O	2,78.09		
			2,32.28	2,26.51
	R	—45.81		—5.77

Withdrawal of funds by re-appropriation in March 2010 was due to non-payment of advertisement charges and non-purchase of materials for infrastructure.

(x)	3456.001(7) Supply of free rice to Below Poverty Line Families (1) Puducherry Region (Non-Plan)			
	O	24,05.29		
			22,81.22	22,81.20
	R	—1,24.07		—0.02

(xi)	3456.001(7) Supply of free rice to Below Poverty Line Families (4) Yanam Region (Non-Plan)			
	O	1,69.00		
			1,21.97	1,21.36
	R	—47.03		—0.61

Withdrawal of funds by re-appropriation in March 2010 in respect of items (x) and (xi) was due to switch over from free rice scheme to food subsidies.

(xii)	3456.789(2) Free supply of LPG connection to Below Poverty Line Families (1) Puducherry Region (Plan)			
	O	4,24.00		
			3,84.00	3,83.97
	R	—40.00		—0.03

Withdrawal of funds by re-appropriation in March 2010 was due to less number of beneficiaries available for supply of LPG connection to Below Poverty Line Families.

GRANT No. 6—REVENUE AND FOOD (All voted)—contd.

Heads		Total grant	Actual expenditure (in lakh of rupees)	Excess+ Saving—
(xiii) 2216.03.102(1) Distribution of free house-sites to land less labourers in rural areas				
(1) Puducherry Region (Plan)				
O	2,89.45			
		3,19.80	2,22.32	—97.48
R	30.35			

Provision of funds by re-appropriation in March 2010 was due to more demands. Reasons for the final saving was not furnished.

(xiv) 2029.103(2) Strengthening of Revenue Administration and updating of land records				
(1) Puducherry Region (CSS)				
O	1,05.06			
		1,41.91	70.90	—71.01
R	36.85			

Provision of funds by re-appropriation in March 2010 was due to receipt of approval from Government of India for the schemes after the finalisation of Budget Estimate 2009-10. Reasons for the final saving was not furnished.

3. The savings mentioned above were partly counter-balanced by excesses hereunder:

(i) 2029.101(1) Office of the Deputy Collector (Revenue)				
(3) Mahe Region (Non-Plan)				
O	21.65			
		29.88	29.87	—0.01
R	8.23			
(ii) 2029.101(3) Office of the Deputy Collector (Revenue) (South)				
(1) Puducherry Region (Non-Plan)				
O	2,50.20			
		3,43.80	3,43.21	—0.59
R	93.60			
(iii) 2029.101(5) Office of the Deputy Collector (Revenue) (North)				
(1) Puducherry Region (Non-Plan)				
O	2,43.75			
		3,02.20	3,01.49	—0.71
R	58.45			

GRANT No. 6—REVENUE AND FOOD (All voted)—*contd.*

Heads		Total grant	Actual expenditure (in lakh of rupees)	Excess+ Saving—
(iv)	2029.102(1) Directorate of Survey and Land Records			
	(1) Puducherry Region (Non-Plan)			
	O	2,03.30		
	R	47.55		
		2,50.85	2,42.30	—8.55
(v)	2029.102(1) Directorate of Survey and Land Records			
	(2) Karaikal Region (Non-Plan)			
	O	60.25		
	R	11.65		
		71.90	71.24	—0.66
(vi)	2039.001(1) Office of the Deputy Collector (Excise)			
	(1) Puducherry Region (Non-Plan)			
	O	2,71.50		
	R	67.43		
		3,38.93	3,38.81	—0.12
(vii)	2039.001(1) Office of the Deputy Collector (Excise)			
	(2) Karaikal Region (Non-Plan)			
	O	45.27		
	R	18.58		
		63.85	63.84	—0.01
<p>Provision of funds by re-appropriation in March 2010 in respect of items (i) to (vii) was due to payment of 30% arrears due to implementation of 6th Central Pay Commission recommendations.</p>				
(viii)	2030.03.001(1) Office of the District Registrar			
	(1) Puducherry Region (Non-Plan)			
	O	1,05.25		
	R	19.36		
		1,24.61	1,23.83	—0.78

Provision of funds by re-appropriation in March 2010 was due to payment of 30% of 6th Central Pay Commission arrears and purchase and maintenance of office equipments.

GRANT No. 6—REVENUE AND FOOD (All voted)—*contd.*

Heads	Total grant	Actual expenditure (in lakh of rupees)	Excess+ Saving—
(ix) 2408.01.102(1) Food subsidies to Below Poverty Line Families (1) Puducherry Region (Plan)			
O	1,85.50		
		2,20.47	2,20.47
R	34.97		...
Provision of funds by re-appropriation in March 2010 was due to release of food subsidy to PAPSCO Ltd.			
(x) 2408.01.102(3) Payment of differential cost of rice and wheat to all ration card holders (4) Yanam Region (Non-Plan)			
R	61.25	61.25	61.25
			...
Provision of funds by re-appropriation in March 2010 was due to the supply of 5 kilograms of rice and 5 kilograms of wheat to Above Poverty Line Families and 20 kilograms of rice at free cost to Below Poverty Line Families.			
(xi) 3456.190(1) Assistance to PAPSCO (1) Puducherry Region (Plan)			
O	20.00		
		51.60	51.59
R	31.60		—0.01
Provision of funds by re-appropriation in March 2010 was due to payment of subsidy for selected grocery items during Deepavali festival as a measure to control price rise.			
(xii) 3456.190(2) Financial Assistance for settlement of arrears of salary to PAPSCO employees as one time measure (1) Puducherry Region (Non-Plan)			
R	66.00	66.00	66.00
			...
Provision of funds by re-appropriation in March 2010 was due to payment of 6th Central Pay Commission arrears to employees of PAPSCO Limited as one time measure.			

GRANT No. 6—REVENUE AND FOOD (All voted)—*concl'd.*

Heads	Total grant	Actual expenditure (in lakh of rupees)	Excess+ Saving—
(xiii) 3456.789(3) Public Distribution System (1) Puducherry Region (Plan)			
S 0.01			
R 39.99	40.00	40.00	...

Provision of funds by re-appropriation in March 2010 was due to more grants released to Public Distribution System.

(xiv) 3456.800(1) Grant of subsidy to the newly wedded couples of Below Poverty Line Families for getting LPG connection (1) Puducherry Region (Plan)			
O 1,00.00			
R 4,99.94	5,99.94	5,99.92	—0.02

Provision of funds by re-appropriation in March 2010 was due to increase in number of beneficiaries.

(xv) 3456.800(4) LPG connection with stove and gas cylinder at free of cost to Below Poverty Line Families (1) Puducherry Region (Non-Plan)			
S 0.01			
R 3,30.19	3,30.20	3,30.18	—0.02
(xvi) 3456.800(4) LPG connection with stove and gas cylinder at free of cost to Below Poverty Line Families (4) Yanam Region (Non-Plan)			
R 1,17.40	1,17.40	1,17.40	...

Provision of funds by re-appropriation in March 2010 in respect of items (xv) and (xvi) was due to payment of Security deposits to oil companies.

GRANT No. 7—SALES TAX (All voted)

Major head		Total grant	Actual expenditure	Excess+ Saving—
		₹	₹	₹
REVENUE—				
2040. Taxes on Sales, Trade, etc.				
Original	3,77,40,000	4,27,30,000	4,26,76,422	—53,578
Supplementary	49,90,000			
Amount surrendered during the year				Nil

GRANT No. 8—TRANSPORT (All voted)

Major heads	Total grant	Actual expenditure	Excess+ Saving—
	₹	₹	₹
REVENUE—			
2041. Taxes on Vehicles			
2070. Other Administrative Services			
3055. Road Transport			
3075. Other Transport Services			
Original	29,35,94,000	21,30,45,569	—8,05,48,431
Amount surrendered during the year (March 2010)			7,89,30,000

CAPITAL—

5055. Capital Outlay on Road Transport

Original	32,10,000		
Supplementary	53,10,000	85,20,000	85,00,000 —20,000
Amount surrendered during the year			Nil

Notes and Comments:

REVENUE—

1. Savings occurred mainly under:

Heads	Total grant	Actual expenditure	Excess+ Saving—
		(in lakh of rupees)	
(i) 3055.190(2) Assistance to Puducherry Road Transport Corporation for various purposes like purchase of new buses, replacement of old buses (Negotiated Loans)			
(1) Puducherry Region (Plan)			
O	9,87.00
R	—9,87.00

GRANT No. 8—TRANSPORT (All voted)—*contd.*

Heads	Total grant	Actual expenditure (in lakh of rupees)	Excess+ Saving—
(ii) 3055.190(3) Assistance to Puducherry Road Transport Corporation for various purposes like purchase of new buses, replacement of old buses (Negotiated Loans)			
(1) Puducherry Region (Plan)			
O	1,74.00
R	—1,74.00		
Withdrawal of funds by re-appropriation in March 2010 in respect of items (i) and (ii) above was due to non-availing of Negotiated Loan.			
2. The savings mentioned above were partly counter-balanced by excesses hereunder:			
(i) 2041.101(1) Office of the State Transport Authority			
(2) Karaikal Region (Non-Plan)			
O	6.56	13.77	—0.07
R	7.21		
(ii) 2070.114(1) Government Automobile Workshop			
(1) Puducherry Region (Non-Plan)			
O	10,93.18	11,10.79	—2.85
R	17.61		
(iii) 2070.114(1) Government Automobile Workshop			
(2) Karaikal Region (Non-Plan)			
O	1,36.29	1,44.43	—0.03
R	8.14		
(iv) 2070.114(2) Modernisation / Expansion of Government Automobile Workshop			
(1) Puducherry Region (Plan)			
O	13.50	17.45	—0.19
R	3.95		

GRANT No. 8—TRANSPORT (All voted)—*conclid.*

Heads		Total grant	Actual expenditure (in lakh of rupees)	Excess+ Saving—
(v)	2070.114(3) Motor Vehicle Driving Training Institute (1) Puducherry Region (Non-Plan)			
	O	7.53		
	R	6.35		
		13.88	13.28	—0.60
(vi)	3055.001(1) Transport Monitoring System (1) Puducherry Region (Non-Plan)			
	O	11.02		
	R	7.44		
		18.46	15.03	—3.43
(vii)	3055.004(1) Modernisation of Transport Monitoring System (1) Puducherry Region (Non-Plan)			
	O	23.76		
	R	4.35		
		28.11	27.86	—0.25
<p>Provision of funds by re-appropriation in March 2010 in respect of items (i) to (vii) above was due to payment of 6th Central Pay Commission arrears and settlement of pending bills.</p>				
(viii)	3055.190(1) Assistance to Puducherry Road Transport Corporation for various purposes including payment of road tax to inter-state buses (1) Puducherry Region (Plan)			
	O	2,00.00		
	R	3,10.00		
		5,10.00	5,10.00	...

Provision of funds by re-appropriation in March 2010 was due to payment of road tax to inter-state buses and payment of salary/6th Central Pay Commission arrears to employees.

GRANT No. 9—SECRETARIAT (All voted)

Major heads	Total grant	Actual expenditure	Excess+ Saving—
	₹	₹	₹
REVENUE—			
2052. Secretariat-General Services			
2070. Other Administrative Services			
2202. General Education			
3451. Secretariat—Economic Services			
Original	39,76,44,000	39,76,44,000	24,04,47,880 —15,71,96,120
Amount surrendered during the year (March 2010)			15,58,01,000

Notes and Comments:

REVENUE—

1. Savings occurred mainly under:

Heads	Total grant	Actual expenditure	Excess+ Saving—
		(in lakh of rupees)	
3451.090(7) State share for Centrally sponsored schemes implemented by all departments			
(1) Puducherry Region (Plan)			
O	20,00.00
R	—20,00.00

Withdrawal of funds by re-appropriation/surrender in March 2010 was due to non-requirement of funds under State share for centrally sponsored schemes.

GRANT No. 9—SECRETARIAT (All voted)—*contd.*

Heads	Total grant	Actual expenditure (in lakh of rupees)	Excess+ Saving—
2. The savings mentioned above was partly counter-balanced by excesses hereunder:			
(i) 2052.091(1) Chief Secretariat (1) Puducherry Region (Plan)			
O 8,37.75			
R 2,62.86	11,00.61	11,00.46	—0.15
(ii) 2052.090(2) Law Department (1) Puducherry Region (Non-Plan)			
O 59.30			
R 33.60	92.90	92.89	—0.01
(iii) 2070.104(1) Anti-corruption Police Unit (1) Puducherry Region (Non-Plan)			
O 84.85			
R 14.08	98.93	97.54	—1.39
(iv) 2202.03.103(1) Dr. Ambedkar Government Law College (1) Puducherry Region (Non-Plan)			
O 1,25.75			
R 74.00	1,99.75	1,98.49	—1.26
(v) 2202.03.103(2) Development of Dr. Ambedkar Government Law College (1) Puducherry Region (Plan)			
O 23.00			
R 4.00	27.00	26.60	—0.40
(vi) 3451.090(1) Computerisation in Secretariat (EDP) (1) Puducherry Region (Non-Plan)			
O 17.75			
R 12.55	30.30	30.27	—0.03

GRANT No. 9—SECRETARIAT (All voted)—*concl.*

Heads		Total grant	Actual expenditure (in lakh of rupees)	Excess+ Saving—
(vii)	3451.090(2) Strengthening of Computerisation in Secretariat			
	(1) Puducherry Region (Plan)			
	O	10.00		
	R	4.00		
		14.00	13.99	—0.01
(viii)	3451.090(3) State Planning Machinery			
	(2) Karaikal Region (Non-Plan)			
	O	24.90		
	R	3.05		
		27.95	27.94	—0.01
(ix)	3451.090(4) Strengthening of State Planning Machinery			
	(1) Puducherry Region (Plan)			
	O	37.44		
	R	14.86		
		52.30	52.14	—0.16
(x)	3451.091(2) Introduction of e-Governance			
	(1) Puducherry Region (Plan)			
	O	4,89.95		
	R	10.59		
		5,00.54	4,99.85	—0.69

Provision of funds by re-appropriation in March 2010 in respect of items (i) to (x) above was due to payment of 30% arrears on account of implementation of 6th Central Pay Commission recommendations.

GRANT No. 10—DISTRICT ADMINISTRATION (All voted)

Major heads	Total grant	Actual expenditure	Excess+ Saving—
	₹	₹	₹
REVENUE—			
2053. District Administration			
2215. Water Supply and Sanitation			
2216. Housing			
2217. Urban Development			
2250. Other Social Services			
2501. Special Programmes for Rural Development			
2515. Other Rural Development Programmes			
2575. Other Special Area Programmes			
3054. Roads and Bridges			
3425. Other Scientific Research			
3475. Other General Economic Services			
3604. Compensation and Assignments to Local Bodies and Panchayati Raj Institutions			
Original	3,30,58,38,000	2,05,10,62,716	—1,25,47,78,284
Supplementary	3,000		
Amount surrendered during the year (March 2010)			9,56,68,100

GRANT No. 10—DISTRICT ADMINISTRATION (All voted)—*contd.*

Heads	Total grant	Actual expenditure (in lakh of rupees)	Excess+ Saving—
Notes and Comments:			
REVENUE—			
1. Though there was a saving of ₹ 1,25.48 crore, only an amount of ₹ 9.57 crore was surrendered in March 2010.			
2. Savings occurred mainly under:			
(i) 2215.01.191(1) Panchayat Rural Water Supply Scheme			
(2) Karaikal Region (Plan)			
O	18.88	1.81	1.81
R	—17.07		
Withdrawal of funds by re-appropriation in March 2010 was due to non-implementation of Water Supply Scheme as proposed.			
(ii) 2215.01.191(2) Grant for Public Health and Rural Sanitation			
(1) Puducherry Region (Plan)			
O	75.02	0.01	—0.01
R	—75.01		
(iii) 2215.01.191(2) Grant for Public Health and Rural Sanitation			
(2) Karaikal Region (Plan)			
O	48.74	0.01	—0.01
R	—48.73		

Withdrawal of funds by re-appropriation in March 2010 in respect of items (ii) and (iii) above was due to the fact that similar scheme of Solid Waste Management was operated in another head of account.

GRANT No. 10—DISTRICT ADMINISTRATION (All voted)—*contd.*

Heads	Total grant	Actual expenditure (in lakh of rupees)	Excess+ Saving—
(iv) 2215.01.191(3) Development of infrastructural facilities to water supply and sanitation (Negotiated loan) (1) Puducherry Region (Plan)			
O	17,00.00
R	—17,00.00
(v) 2215.01.191(3) Development of infrastructural facilities to water supply and sanitation (Negotiated loan) (2) Karaikal Region (Plan)			
O	8,50.00
R	—8,50.00
(vi) 2215.01.191(3) Development of infrastructural facilities to water supply and sanitation (Negotiated loan) (3) Mahe Region (Plan)			
O	8,50.00
R	—8,50.00
(vii) 2215.01.191(3) Development of infrastructural facilities to water supply and sanitation (Negotiated loan) (4) Yanam Region (Plan)			
O	8,50.00
R	—8,50.00
(viii) 2215.01.191(4) Development of infrastructural facilities to water supply and sanitation (Negotiated loan) (State share) (1) Puducherry Region (Plan)			
O	3,00.00
R	—3,00.00

GRANT No. 10—DISTRICT ADMINISTRATION (All voted)—*contd.*

Heads	Total grant	Actual expenditure (in lakh of rupees)	Excess+ Saving—
(ix) 2215.01.191(4) Development of infrastructural facilities to water supply and sanitation (Negotiated loan) (State share) (2) Karaikal Region (Plan)			
O	1,50.00
R	—1,50.00
(x) 2215.01.191(4) Development of infrastructural facilities to water supply and sanitation (Negotiated loan) (State share) (3) Mahe Region (Plan)			
O	1,50.00
R	—1,50.00
(xi) 2215.01.191(4) Development of infrastructural facilities to water supply and sanitation (Negotiated loan) (State share) (4) Yanam Region (Plan)			
O	1,50.00
R	—1,50.00
(xii) 2217.80.191(11) Development of infrastructural facilities for Urban Development (Negotiated loan) (1) Puducherry Region (Plan)			
O	8,50.00
R	—8,50.00
(xiii) 2217.80.191(11) Development of infrastructural facilities for Urban Development (Negotiated loan) (2) Karaikal Region (Plan)			
O	4,25.00
R	—4,25.00

GRANT No. 10—DISTRICT ADMINISTRATION (All voted)—*contd.*

Heads		Total grant	Actual expenditure (in lakh of rupees)	Excess+ Saving—
(xiv)	2217.80.191(11) Development of infrastructural facilities for Urban Development (Negotiated loan) (3) Mahe Region (Plan)			
	O	4,25.00
	R	—4,25.00
(xv)	2217.80.191(11) Development of infrastructural facilities for Urban Development (Negotiated loan) (4) Yanam Region (Plan)			
	O	4,25.00
	R	—4,25.00
(xvi)	2217.80.191(12) Development of infrastructural facilities for Urban Development (Negotiated loan) (State share) (1) Puducherry Region (Plan)			
	O	1,50.00
	R	—1,50.00
(xvii)	2217.80.191(12) Development of infrastructural facilities for Urban Development (Negotiated loan) (State share) (2) Karaikal Region (Plan)			
	O	75.00
	R	—75.00
(xviii)	2217.80.191(12) Development of infrastructural facilities for Urban Development (Negotiated loan) (State share) (3) Mahe Region (Plan)			
	O	75.00
	R	—75.00

GRANT No. 10—DISTRICT ADMINISTRATION (All voted)—*contd.*

Heads	Total grant	Actual expenditure (in lakh of rupees)	Excess+ Saving—
(xix) 2217.80.191(12) Development of infrastructural facilities for Urban Development (Negotiated loan) (State share)			
(4) Yanam Region (Plan)			
O	75.00
R	—75.00
(xx) 2515.101(21) Development of infrastructural facilities for Panchayati Raj (Negotiated loan) (1) Puducherry Region (Plan)			
O	8,50.00
R	—8,50.00
(xxi) 2515.101(21) Development of infrastructural facilities for Panchayati Raj (Negotiated loan) (2) Karaikal Region (Plan)			
O	4,25.00
R	—4,25.00
(xxii) 2515.101(21) Development of infrastructural facilities for Panchayati Raj (Negotiated loan) (3) Mahe Region (Plan)			
O	4,25.00
R	—4,25.00
(xxiii) 2515.101(21) Development of infrastructural facilities for Panchayati Raj (Negotiated loan) (4) Yanam Region (Plan)			
O	4,25.00
R	—4,25.00

GRANT No. 10—DISTRICT ADMINISTRATION (All voted)—contd.

Heads		Total grant	Actual expenditure (in lakh of rupees)	Excess+ Saving—
(xxiv)	2515.101(22) Development of infrastructural facilities for Community Development (Negotiated loan) (State share) (1) Puducherry Region (Plan)			
	O		1,50.00	
	R		—1,50.00	
(xxv)	2515.101(22) Development of infrastructural facilities for Community Development (Negotiated loan) (State share) (4) Yanam Region (Plan)			
	O		75.00	
	R		—75.00	
(xxvi)	2515.101(22) Development of infrastructural facilities for Community Development (Negotiated loan) (State share) (2) Karaikal Region (Plan)			
	O		75.00	
	R		—75.00	
(xxvii)	2515.101(22) Development of infrastructural facilities for Community Development (Negotiated loan) (State share) (3) Mahe Region (Plan)			
	O		75.00	
	R		—75.00	
(xxviii)	3054.04.337(3) Development of infrastructural facilities to Roads and Bridges (Negotiated loan) (1) Puducherry Region (Plan)			
	O		17,00.00	
	R	4,50.00	—12,50.00	—4,50.00

GRANT No. 10—DISTRICT ADMINISTRATION (All voted)—*contd.*

Heads	Total grant	Actual expenditure (in lakh of rupees)	Excess+ Saving—
(xxix) 3054.04.337(3) Development of infrastructural facilities to Roads and Bridges (Negotiated loan) (2) Karaikal Region (Plan)			
O 8,50.00	1,50.00	...	—1,50.00
R —7,00.00			
(xxx) 3054.04.337(3) Development of infrastructural facilities to Roads and Bridges (Negotiated loan) (3) Mahe Region (Plan)			
O 8,50.00	75.00	...	—75.00
R —7,75.00			
(xxxi) 3054.04.337(3) Development of infrastructural facilities to Roads and Bridges (Negotiated loan) (4) Yanam Region (Plan)			
O 8,50.00	75.00	...	—75.00
R —7,75.00			
(xxxii) 3054.04.337(4) Development of infrastructural facilities to Roads and Bridges (Negotiated loan) (State share) (1) Puducherry Region (Plan)			
O 3,00.00	1,50.00	...	—1,50.00
R —1,50.00			
(xxxiii) 3054.04.337(4) Development of infrastructural facilities to Roads and Bridges (Negotiated loan) (State share) (2) Karaikal Region (Plan)			
O 1,50.00	50.00	...	—50.00
R —1,00.00			

GRANT No. 10—DISTRICT ADMINISTRATION (All voted)—*contd.*

Heads		Total grant	Actual expenditure (in lakh of rupees)	Excess+ Saving—
(xxxiv)	3054.04.337(4) Development of infrastructural facilities to Roads and Bridges (Negotiated loan) (State share) (3) Mahe Region (Plan)			
	O	1,50.00		
		25.00	...	—25.00
	R	—1,25.00		
(xxxv)	3054.04.337(4) Development of infrastructural facilities to Roads and Bridges (Negotiated loan) (State share) (4) Yanam Region (Plan)			
	O	1,50.00		
		25.00	...	—25.00
	R	—1,25.00		

Withdrawal of funds by re-appropriation in March 2010 in respect of items (iv) to (xxxv) above was due to non-availing of Negotiated loans and matching State share reduced.

(xxxvi)	2216.80.103(1) Assistance to Pondicherry Housing Board (1) Puducherry Region (Plan)			
	O	2,75.00		
		75.00	75.00	...
	R	—2,00.00		

Withdrawal of funds by re-appropriation in March 2010 was due to non-implementation of the revised one time rebate scheme.

(xxxvii)	2216.80.800(1) Land Acquisition and Development Schemes (1) Puducherry Region (Plan)			
	O	2,14.00		
	
	R	—2,14.00		

Withdrawal of funds by re-appropriation in March 2010 was due to non-materialisation of Land Acquisition proposal.

GRANT No. 10—DISTRICT ADMINISTRATION (All voted)—contd.

Heads	Total grant	Actual expenditure (in lakh of rupees)	Excess+ Saving—
(xxxviii) 2217.80.191(7) Financial Assistance to Municipalities for development of villages under Perunthalaivar Kamarajar Village Renaissance Scheme (1) Puducherry Region (Plan)			
O 30.00	0.01	...	—0.01
R —29.99			
(xxxix) 2217.80.191(7) Financial Assistance to Municipalities for development of villages under Perunthalaivar Kamarajar Village Renaissance Scheme (2) Karaikal Region (Plan)			
O 20.00	0.01	...	—0.01
R —19.99			
(XL) 2217.80.191(7) Financial Assistance to Municipalities for development of villages under Perunthalaivar Kamarajar Village Renaissance Scheme (3) Mahe Region (Plan)			
O 20.00	0.01	...	—0.01
R —19.99			
(XLI) 2217.80.191(7) Financial Assistance to Municipalities for development of villages under Perunthalaivar Kamarajar Village Renaissance Scheme (4) Yanam Region (Plan)			
O 10.00	0.01	...	—0.01
R —9.99			

Withdrawal of funds by re-appropriation in March 2010 in respect of items (xxxviii) to (XLI) above was due to non-execution of works as proposed.

GRANT No. 10—DISTRICT ADMINISTRATION (All voted)—*contd.*

Heads		Total grant	Actual expenditure (in lakh of rupees)	Excess+ Saving—
(XLii)	2515.101(4) House Tax matching grant (2) Karaikal Region (Non-Plan)			
	O	62.99		
	R	—27.89	35.10	35.10
				...
Withdrawal of funds by re-appropriation in March 2010 was due to less collection of house tax.				
(XLiii)	2515.101(5) Panchayat Rural Roads Maintenance Grant Scheme (1) Puducherry Region (Non-Plan)			
	O	52.25		
	R	—52.25
(XLiv)	2215.101(5) Panchayat Rural Roads Maintenance Grant Scheme (2) Karaikal Region (Non-Plan)			
	O	16.15		
	R	—16.15
Withdrawal of funds by re-appropriation in March 2010 in respect of items (XLiii) and (XLiv) above was due to non-execution of road works as proposed.				
(XLv)	2515.101(7) Grant for construction of Panchayat Building-cum-Community Centres (2) Karaikal Region (Plan)			
	O	35.23		
	R	—27.38	7.85	7.58
				—0.27
(XLvi)	2515.101(13) Grant for Commune Panchayats for development of villages under Perunthalaivar Kamarajar Village Renaissance Scheme (1) Puducherry Region (Plan)			
	O	50.00		
	R	—49.99	0.01	...
				—0.01

GRANT No. 10—DISTRICT ADMINISTRATION (All voted)—contd.

Heads	Total grant	Actual expenditure (in lakh of rupees)	Excess+ Saving—
(XLvii) 2515.101(13) Grant for Commune Panchayats for development of villages under Perunthalaivar Kamarajar Village Renaissance Scheme (2) Karaikal Region (Plan)			
O 20.00	0.01	...	—0.01
R —19.99			
Withdrawal of funds by re-appropriation in March 2010 in respect of items (XLv) to (XLvii) above was due to non-implementation of the scheme.			
(XLviii) 2515.101(10) Matching grant to Commune Panchayats to meet the operational cost of water supply system and rural electrification facilities (1) Puducherry Region (Plan)			
O 1,00.00	0.01	...	—0.01
R —99.99			
(XLix) 2515.101(10) Matching grant to Commune Panchayats to meet the operational cost of water supply system and rural electrification facilities (2) Karaikal Region (Non-Plan)			
O 90.01	0.01	...	—0.01
R —90.00			
Withdrawal of funds by re-appropriation in March 2010 in respect of items (XLviii) and (XLix) above was due to non-payment of electricity charges.			
(L) 3054.04.337(1) Grant for Panchayat Rural roads and Local Development works (1) Puducherry Region (Plan)			
O 42.30	0.01	...	—0.01
R —42.29			

GRANT No. 10—DISTRICT ADMINISTRATION (All voted)—contd.

Heads		Total grant	Actual expenditure (in lakh of rupees)	Excess+ Saving—
(Li)	3054.04.337(2) Grant for Municipalities for improvements of roads and Local Development works (1) Puducherry Region (Plan)			
	O	68.94		
	R	—68.93	0.01	—0.01
<p>Withdrawal of funds by re-appropriation in March 2010 in respect of items (L) and (Li) above was due to non-execution of road works as proposed.</p>				
<p>2. The savings mentioned above were partly counter-balanced by excesses hereunder:</p>				
(i)	2217.80.001(3) Financial Assistance to Municipalities for payment of 6th Central Pay Commission arrears (1) Puducherry Region (Non-Plan)			
	S	0.01		
	R	3,17.47	3,17.48	...
<p>Provision of funds by re-appropriation in March 2010 was due to payment of arrears on account of implementation of 6th Central Pay Commission recommendations and purchase of office automation equipments.</p>				
(ii)	2216.80.800(2) Slum upgradation Programme/Economically Weaker Section Housing Scheme (2) Karaikal Region (Plan)			
	O	50.00		
	R	1,97.91	2,47.91	2,47.91
<p>Provision of funds by re-appropriation in March 2010 was due to execution of more infrastructure works under JNNURM Scheme.</p>				
(iii)	2216.80.800(4) Shelter for the houseless poor (1) Puducherry Region (Plan)			
	O	21,45.10		
	R	23,60.00	45,05.10	45,05.10

GRANT No. 10—DISTRICT ADMINISTRATION (All voted)—*contd.*

Heads		Total grant	Actual expenditure (in lakh of rupees)	Excess+ Saving—
(iv)	2216.80.800(4) Shelter for the houseless poor (2) Karaikal Region (Plan)			
	O	5,55.00		
			10,75.00	
	R	5,20.00		...
(v)	2216.80.800(4) Shelter for the houseless poor (4) Yanam Region (Plan)			
	O	68.00		
			1,88.00	
	R	1,20.00		...

Provision of funds by re-appropriation in March 2010 in respect of items (iii) to (v) above was due to increase in number of beneficiaries.

(vi)	2217.01.191(1) Assistance to Local Bodies, Corporations, Urban Development Authorities, Town Improvement Boards, etc. (1) Puducherry Region (Plan)			
	O	1,00.00		
			2,50.00	
	R	1,50.00		...

Provision of funds by re-appropriation in March 2010 was due to execution of more works than initially proposed under the Capital Development Project.

(vii)	2217.05.800(1) Plan for Traffic and Transportation improvement and management measures (1) Puducherry Region (Plan)			
	O	80.00		
			1,35.00	
	R	55.00		...

Provision of funds by re-appropriation in March 2010 was due to implementation of fresh proposals under the Scheme.

GRANT No. 10—DISTRICT ADMINISTRATION (All voted)—*contd.*

Heads		Total grant	Actual expenditure (in lakh of rupees)	Excess+ Saving—
(viii)	2217.05.800(2) Financial Assistance for Sanitation, Solid and Liquid waste management (1) Puducherry Region (Plan)			
	O	4,07.46		
	R	3,69.08		
		7,76.54	7,64.40	—12.14
(ix)	2217.05.800(2) Financial Assistance for Sanitation, Solid and Liquid waste management (2) Karaikal Region (Plan)			
	O	53.33		
	R	47.07		
		1,00.40	1,00.40	...
(x)	2217.05.800(2) Financial Assistance for Sanitation, Solid and Liquid waste management (4) Yanam Region (Plan)			
	O	32.45		
	R	37.80		
		70.25	70.25	...

Provision of funds by re-appropriation in March 2010 in respect of items (viii) to (x) above was due to engagement of more persons for carrying out the day-to-day garbage cleaning works.

- (xi) 2217.80.191(1) Financial Assistance to Municipalities for construction and improvement of buildings and civic improvement works
(2) Karaikal Region (Plan)

O	20.00			
R	80.00			
		1,00.00	1,00.00	...

Provision of funds by re-appropriation in March 2010 was due to construction of Nehru Market.

GRANT No. 10—DISTRICT ADMINISTRATION (All voted)—*contd.*

Heads		Total grant	Actual expenditure (in lakh of rupees)	Excess+ Saving—
(xii)	2217.80.191(14) Financial Assistance to Municipalities			
	(1) Puducherry Region (Plan)			
	O	0.01		
			3,54.00	3,54.00
	R	3,53.99		...

Provision of funds by re-appropriation in March 2010 was due to implementation of Sixth Central Pay Commission recommendations in the Municipalities.

(xiii)	2217.80.191(15) Municipal Councillor's Area Development Scheme			
	(1) Puducherry Region (Plan)			
	S	0.01		
			79.00	79.00
	R	78.99		...

(xiv)	2217.80.191(15) Municipal Councillor's Area Development Scheme			
	(2) Karaikal Region (Plan)			
	R	18.00	18.00	18.00
				...

(xv)	2217.80.191(15) Municipal Councillor's Area Development Scheme			
	(3) Mahe Region (Plan)			
	R	15.00	15.00	15.00
				...

(xvi)	2217.80.191(15) Municipal Councillor's Area Development Scheme			
	(4) Yanam Region (Plan)			
	R	10.00	10.00	10.00
				...

Provision of funds by re-appropriation in March 2010 in respect of items (xiii) to (xvi) above was due to implementation of more works as proposed by Municipal Councillors.

(xvii)	2250.103(1) Contribution to renovations and special repairs to temples			
	(1) Puducherry Region (Non-Plan)			
	O	1,26.26		
			1,77.33	1,77.25
	R	51.07		—0.08

Provision of funds by re-appropriation in March 2010 was due to receipt of more applications seeking Grants-in-aid for renovation of temples.

GRANT No. 10—DISTRICT ADMINISTRATION (All voted)—*contd.*

Heads	Total grant	Actual expenditure (in lakh of rupees)	Excess+ Saving—
(xviii) 2515.101(4) House tax matching grant			
(1) Puducherry Region (Non-Plan)			
O 83.94			
	1,11.83	1,11.83	...
R 27.89			

Provision of funds by re-appropriation in March 2010 was due to release of matching grant in proportion to collection of house tax.

(xix) 2515.101(16) Grant of untied funds to the Commune Panchayats			
(2) Karaikal Region (Plan)			
O 3.59			
	60.00	60.00	...
R 56.41			

Provision of funds by re-appropriation in March 2010 was due to implementation of more works than originally proposed.

(xx) 2515.101(23) Commune Panchayat Councillor's Area Development Scheme			
(1) Puducherry Region (Plan)			
R 71.00	71.00	71.00	...

(xxi) 2515.101(23) Commune Panchayat Councillor's Area Development Scheme			
(2) Karaikal Region (Plan)			
R 27.00	27.00	27.00	...

Provision of funds by re-appropriation in March 2010 in respect of items (xx) and (xxi) above was due to execution of more works.

(xxii) 2575.04.337(2) Grant for Municipalities for improvements of roads and Local Development works			
(2) Karaikal Region (Plan)			
O 23.88			
	81.22	81.22	...
R 57.34			

Provision of funds by re-appropriation in March 2010 was due to execution of more Developmental works.

GRANT No. 10—DISTRICT ADMINISTRATION (All voted)—concl'd.

Heads		Total grant	Actual expenditure (in lakh of rupees)	Excess+ Saving—
(xxiii)	3475.108(1) Swarna Jayanthi Shahari Rozgar Yojana (1) Puducherry Region (Plan)			
	O	0.01		
	R	1,30.00	1,30.01	...
(xxiv)	3475.108(1) Swarna Jayanthi Shahari Rozgar Yojana (2) Karaikal Region (Plan)			
	O	0.01		
	R	40.00	40.01	...
(xxv)	3475.108(1) Swarna Jayanthi Shahari Rozgar Yojana (3) Mahe Region (Plan)			
	O	0.01		
	R	20.00	20.01	...
(xxvi)	3475.108(1) Swarna Jayanthi Shahari Rozgar Yojana (4) Yanam Region (Plan)			
	O	0.01		
	R	10.00	10.01	...

Provision of funds by re-appropriation in March 2010 in respect of items (xxiii) to (xxvi) above was due to release of more funds to self help groups.

GRANT No. 11—TREASURY AND ACCOUNTS ADMINISTRATION (All voted)

Major heads	Total grant	Actual expenditure	Excess+ Saving—
	₹	₹	₹
REVENUE—			
2030. Stamps and Registration			
2054. Treasury and Accounts Administration			
2070. Other Administrative Services			
Original	9,13,90,000	11,11,55,420	—1,54,580
Supplementary	1,99,20,000		
Amount surrendered during the year			Nil

GRANT No. 12—POLICE

Major heads	Total grant or appropriation	Actual expenditure	Excess+ Saving—
	₹	₹	₹
REVENUE—			
2055. Police			
2070. Other Administrative Services			
Voted—			
Original	84,12,63,000		
Supplementary	20,95,52,000		
	} 1,05,08,15,000	1,01,39,03,143	—3,69,11,857
Amount surrendered during the year			Nil
Charged—			
Supplementary	7,47,000	7,47,000	—1,904
Amount surrendered during the year			Nil

Notes and Comments:

REVENUE—

1. Though there was a saving of ₹ 3.69 crores, no amount was surrendered.
2. In view of saving of ₹ 3.69 crore, Supplementary Grant of ₹ 20.96 crore proved excessive to that extent.
3. Savings occurred mainly under:

Heads	Total grant	Actual expenditure (in lakh of rupees)	Excess+ Saving—
(i) 2055.108(1) Establishment			
(2) Karaikal Region (Non-Plan)			
O	52.00	44.77	...
R	—7.23		

GRANT No. 12—POLICE—contd.

Heads		Total grant	Actual expenditure (in lakh of rupees)	Excess+ Saving—
(ii)	2055.115(1) Modernisation of Police force (1) Puducherry Region (Plan)			
	O	9,74.49		
	R	—12.26		
		9,62.23	9,49.15	—13.08
Withdrawal of funds by re-appropriation in March 2010 in respect of items (i) and (ii) was due to non-filling up of vacant posts.				
(iii)	2055.115(2) Introduction of e-Governance (1) Puducherry Region (Plan)			
	O	34.70		
	R	—6.12		
		28.58	28.53	—0.05
Withdrawal of funds by re-appropriation in March was due to non-purchase of computers and stationery.				
(iv)	2055.115(3) Modernisation of Police Force with Central Assistance (1) Puducherry Region (Non-Plan)			
	S	7,04.00		
		7,04.00	4,21.69	—2,82.31
Provision of funds under Supplementary grant in March 2010 was due to be later receipt of central grant after finalisation of Budget Estimate 2009-10 and hence the amount could not be fully utilised.				
(v)	2070.108(4) Protection and Control (2) Karaikal Region (Plan)			
	O	48.20		
	R	—13.39		
		34.81	33.62	—1.19
(vi)	2070.108(4) Protection and Control (4) Yanam Region (Plan)			
	O	52.05		
	R	—13.87		
		38.18	37.99	—0.19

Withdrawal of funds by re-appropriation in March 2010 in respect of items (v) and (vi) above was due to non-purchase of machinery and equipment for Fire Station.

GRANT No. 12—POLICE—concl'd.

Heads		Total grant	Actual expenditure (in lakh of rupees)	Excess+ Saving—
2. The savings mentioned above were partly counter-balanced by excesses hereunder:				
(i) 2055.001(2) Enforcement of PCR Act 1955 and SC/ST (Prevention of Atrocities) Act 1989				
(2) Karaikal Region (CSS)				
O	1.20			
S	4.25	13.60	13.83	+0.23
R	8.15			

(ii) 2055.001(2) Enforcement of PCR Act 1955 and SC/ST (Prevention of Atrocities) Act 1989				
(4) Yanam Region (CSS)				
O	0.60			
		13.90	12.58	—1.32
R	13.30			

Provision of funds by re-appropriation in March 2010 in respect of items (i) and (ii) above was due to receipt of approval from Government of India for centrally sponsored scheme after finalisation of Budget Estimate 2009-10.

(iii) 2070.108(4) Protection and Control (1) Puducherry Region (Plan)				
O	2,69.22			
		2,91.80	2,79.36	—12.44
R	22.58			

Provision of funds by re-appropriation in March 2010 was due to payment of 30% arrears on account of implementation of Sixth Central Pay Commission recommendations.

GRANT No. 13—JAILS (All voted)

Major head		Total grant	Actual expenditure	Excess+ Saving—
REVENUE—				
2056. Jails				
Original	3,41,00,000	4,90,80,000	4,84,17,266	—6,62,734
Supplementary	1,49,80,000			
Amount surrendered during the year				Nil

GRANT No. 14—STATIONERY AND PRINTING (All voted)

Major head		Total grant	Actual expenditure	Excess+ Saving—
		₹	₹	₹
REVENUE—				
2058. Stationery and Printing				
Original	13,08,60,000	15,92,22,000	15,85,77,679	—6,44,321
Supplementary	2,83,62,000			
Amount surrendered during the year				Nil

GRANT No. 15—RETIREMENT BENEFITS (All voted)

Major head	Total grant	Actual expenditure	Excess+ Saving—
	₹	₹	₹
REVENUE—			
2071. Pensions and Other Retirement Benefits			
Original	1,55,75,85,000	2,89,07,74,809	—25,191
Supplementary	1,33,32,15,000		
Amount surrendered during the year			Nil

GRANT No. 16—PUBLIC WORKS

Major heads	Total grant or appropriation	Actual expenditure	Excess+ Saving—
	₹	₹	₹
REVENUE—			
2059. Public Works			
2215. Water Supply and Sanitation			
2216. Housing			
2217. Urban Development			
2402. Soil and Water Conservation			
2702. Minor Irrigation			
2711. Flood Control			
3054. Roads and Bridges			
Voted—			
Original	83,67,12,000		
Supplementary	20,99,62,000		
	1,04,66,74,000	98,44,67,259	—6,22,06,741
Amount surrendered during the year			Nil
Charged—			
Original	1,50,000	1,50,000	1,50,000
Amount surrendered during the year			Nil
CAPITAL—			
4059. Capital Outlay on Public Works			
4215. Capital Outlay on Water Supply and Sanitation			
4216. Capital Outlay on Housing			
4217. Capital Outlay on Urban Development			
4702. Capital Outlay on Minor Irrigation			
4711. Capital Outlay on Flood Control Projects			
5054. Capital Outlay on Roads and Bridges			
Voted—			
Original	3,77,36,01,000	3,77,36,01,000	1,86,53,63,729
Amount surrendered during the year (March 2010)			1,46,08,48,000

GRANT No. 16—PUBLIC WORKS—contd.

Notes and Comments:

REVENUE—

1. In view of the savings of ₹ 6.22 crore, supplementary grant of ₹ 21.00 crore obtained in March 2010 proved excessive to that extent.

2. Though there was a saving of ₹ 6.22 crore, no amount was surrendered.

3. Savings occurred mainly under:

Heads	Total grant	Actual expenditure (in lakh of rupees)	Excess+ Saving—
(i) 2059.60.051(2) Construction of Police Station/Outpost/Quarters under the Scheme 'Modernisation of Police Force with Central Assistance' (1) Puducherry Region (Non-Plan) S	6,74.89	3,74.59	—3,00.30
(ii) 2059.60.051(2) Construction of Police Station/Outpost/Quarters under the Scheme 'Modernisation of Police Force with Central Assistance' (2) Karaikal Region (Non-Plan) S	3,61.11	85.50	—2,75.61
(iii) 2059.60.051(2) Construction of Police Station/Outpost/Quarters under the Scheme 'Modernisation of Police Force with Central Assistance' (4) Yanam Region (Non-Plan) S	20.00	...	—20.00
Provision of funds under supplementary grant in March 2010 in respect of items (i) to (iii) above was due to release of grant by Government of India after finalisation of Budget Estimate 2009-10. Reasons for final savings were not furnished.			
(iv) 2059.80.053(1) Repairs to Buildings (Non-Residential) (1) Puducherry Region (Non-Plan) O	75.35	65.57	—1.45
R	—8.33	67.02	

GRANT No. 16—PUBLIC WORKS—contd.

Heads		Total grant	Actual expenditure (in lakh of rupees)	Excess+ Saving—
(v)	2215.01.102(3) Maintenance of water works			
	(1) Puducherry Region (Non-Plan)			
	O	4,00.00		
	S	78.40	4,68.40	4,68.40
	R	—10.00		...
(vi)	2215.01.800(3) Acquisition of land			
	(1) Puducherry Region (Plan)			
	O	50.00		
			39.52	39.52
	R	—10.48		...
(vii)	2702.01.101(2) Improvements to tanks			
	(1) Puducherry Region (Plan)			
	O	80.00		
			50.00	50.00
	R	—30.00		...
(viii)	2702.01.101(2) Improvements to tanks			
	(2) Karaikal Region (Plan)			
	O	50.00		
			24.69	24.69
	R	—25.31		...
(ix)	2702.01.104(1) Ayacut Development			
	(1) Puducherry Region (Plan)			
	O	75.00		
			50.00	50.00
	R	—25.00		...
(x)	2702.01.789(2) Diversion works and Diversion channel			
	(2) Karaikal Region (Plan)			
	O	60.00		
			45.00	45.00
	R	—15.00		...

Withdrawal of funds by re-appropriation in March 2010 in respect of items (iv) to (x) above was due to adoption of economy measures.

GRANT No. 16—PUBLIC WORKS—contd.

Heads		Total grant	Actual expenditure (in lakh of rupees)	Excess+ Saving—
(xi)	2217.05.001(5) Acquisition of land (1) Puducherry Region (Plan)			
	O	1,00.00		
	R	—1,00.00
Withdrawal of funds by re-appropriation in March 2010 was due to non-acquisition of land.				
(xii)	3054.04.800(1) District and Other Roads (4) Yanam Region (Plan)			
	O	70.00	30.00	30.00
	R	—40.00		...
Withdrawal of funds by re-appropriation in March 2010 was due to non-sanctioning of new works.				
(xiii)	2702.01.103(1) Diversion works and Diversion channel (2) Karaikal Region (Plan)			
	O	50.00	25.00	25.00
	R	—25.00		...
Withdrawal of funds by re-appropriation in March 2010 was due to no new works on hand for the allocation made towards diversion works and diversion of channels.				
(xiv)	3054.80.052(1) Machinery and Equipment (1) Puducherry Region (Plan)			
	O	20.04	10.20	10.01
	R	—9.84		—0.19
(xv)	3054.80.052(1) Machinery and Equipment (2) Karaikal Region (Plan)			
	O	10.50	0.04	0.04
	R	—10.46		...
Withdrawal of funds by re-appropriation in March 2010 in respect of items (xiv) and (xv) above was due to non-purchase of motor vehicles.				

GRANT No. 16—PUBLIC WORKS—contd.

Heads		Total grant	Actual expenditure (in lakh of rupees)	Excess+ Saving—
4. The savings mentioned above were partly counter-balanced by excesses hereunder:				
(i) 2702.02.001(1) Establishment (1) Puducherry Region (Plan)				
O	83.10			
		1,19.35	1,16.46	—2.89
R	36.25			
(ii) 2702.02.001(1) Establishment (2) Karaikal Region (Plan)				
O	58.04			
S	30.07	1,16.54	1,16.46	—0.08
R	28.43			
(iii) 2702.02.001(2) Establishment (1) Puducherry Region (Non-Plan)				
O	3,35.98			
		3,51.03	3,49.32	—1.71
R	15.05			
(iv) 2702.02.001(2) Establishment (2) Karaikal Region (Non-Plan)				
O	2,07.04			
S	14.10	2,41.12	2,41.55	—0.43
R	19.98			
(v) 3054.80.001(1) Establishment (1) Puducherry Region (Non-Plan)				
O	5,78.75			
S	32.70	6,49.32	6,45.09	—4.23
R	37.87			

Provision of funds by re-appropriation in March 2010 in respect of items (i) to (v) above was due to payment of 30 percent arrears on account of implementation of Sixth Central Pay Commission recommendations.

(vi) 2217.05.001(3) Extension of Sewerage facilities to urbanisable area (1) Puducherry Region (Plan)				
O	1,94.00			
S	16.53	3,09.00	3,09.00	...
R	98.47			

Provision of funds by supplementary grant/re-appropriation in March 2010 was due to taking up ongoing sewerage works.

GRANT No. 16—PUBLIC WORKS—*contd.*

Heads		Total grant	Actual expenditure (in lakh of rupees)	Excess+ Saving—
(vii)	3054.04.800(3) Rural roads (1) Puducherry Region (Plan)			
	O	2,06.26		
	R	15.00		
		2,21.26	2,21.26	...
Provision of funds by re-appropriation in March 2010 was due to settlement of pending bills.				
(viii)	2702.01.103(1) Diversion works and Diversion channel (1) Puducherry Region (Plan)			
	O	30.00		
	R	56.40		
		86.40	86.40	...
Provision of funds by re-appropriation in March 2010 was due to construction of Masonry drain at Podavaikaran.				
(ix)	3054.04.800(1) District and Other roads (1) Puducherry Region (Plan)			
	O	1,92.10		
	S	46.68		
	R	28.70		
		2,67.48	2,67.48	...

Provision of funds by re-appropriation in March 2010 was due to restoration work to the flood damages at Sedarapet.

GRANT No. 16—PUBLIC WORKS—contd.

Notes and Comments:

CAPITAL—

1. Though there was a saving of ₹ 190.82 crore, only ₹ 146.08 crore was surrendered.
2. Savings occurred mainly under:

Heads	Total grant	Actual expenditure (in lakh of rupees)	Excess+ Saving—
(i) 4059.01.051(1) Construction of buildings for various offices (2) Karaikal Region (Plan)			
O 92.00	77.00	77.00	...
R —15.00			
(ii) 4702.101(2) Ground Water Recharge Scheme (2) Karaikal Region (Plan)			
O 1,33.52	1,00.00	1,00.00	...
R —33.52			
Withdrawal of funds by re-appropriation in March 2010 in respect of items (i) and (ii) above was due to adoption of economy measures.			
(iii) 4059.01.051(7) Infrastructural facilities for the judiciary - construction of Court Complex (Tsunami) (1) Puducherry Region (Plan)			
O 1,85.56	1,13.51	1,13.51	...
R —72.05			
(iv) 4216.01.700(1) Construction of Fire Station Building/Houses for Fire service personnel (1) Puducherry Region (Plan)			
O 48.64	8.00	8.00	...
R —40.64			
(v) 5054.04.800(2) Rural roads (BMS) (2) Karaikal Region (Plan)			
O 29.14	4.62	4.62	...
R —24.52			

Withdrawal of funds by re-appropriation in March 2010 in respect of items (iii) to (v) above was due to non-sanctioning of new works.

GRANT No. 16—PUBLIC WORKS—contd.

Heads		Total grant	Actual expenditure (in lakh of rupees)	Excess+ Saving—
(vi)	4059.01.151(1) Construction of buildings for various offices			
	(1) Puducherry Region (Plan)			
	O	6,59.04		
	R	—1,23.12	5,35.92	5,35.92 ...
Withdrawal of funds by re-appropriation in March 2010 was due to non-completion of sub-work at Kamban Kalai Arangam.				
(vii)	4059.01.151(10) Infrastructural facilities for judiciary - construction of Court Complex			
	(1) Puducherry Region (CSS)			
	O	2,72.52		
	R	—2,72.52
Withdrawal of funds by re-appropriation in March 2010 was due to non-taking up of work at Court Complex.				
(viii)	4059.01.800(2) Development of infrastructure facilities (Negotiated Loan)			
	(1) Puducherry Region (Plan)			
	O	25,50.00		
	R	—25,50.00
(ix)	4059.01.800(2) Development of infrastructure facilities (Negotiated Loan)			
	(2) Karaikal Region (Plan)			
	O	6,12.00		
	R	—6,12.00
(x)	4059.01.800(2) Development of infrastructure facilities (Negotiated Loan)			
	(3) Mahe Region (Plan)			
	O	1,36.00		
	R	—1,36.00

GRANT No. 16—PUBLIC WORKS—contd.

Heads		Total grant	Actual expenditure (in lakh of rupees)	Excess+ Saving—
(xi)	4059.01.800(2) Development of infrastructure facilities (Negotiated Loan) (4) Yanam Region (Plan)			
	O	1,02.00
	R	—1,02.00
(xii)	4059.01.800(3) Development of infrastructure facilities (Negotiated Loan) (State share)			
	(1) Puducherry Region (Plan)			
	O	4,50.00
	R	—4,50.00
(xiii)	4059.01.800(3) Development of infrastructure facilities (Negotiated Loan) (State share)			
	(2) Karaikal Region (Plan)			
	O	1,08.00
	R	—1,08.00
(xiv)	4059.01.800(3) Development of infrastructure facilities (Negotiated Loan) (State share)			
	(3) Mahe Region (Plan)			
	O	24.00
	R	—24.00

Withdrawal of funds by re-appropriation in March 2010 in respect of items (viii) to (xiv) above was due to non-availing of Negotiated Loan.

GRANT No. 16—PUBLIC WORKS—*contd.*

Heads		Total grant	Actual expenditure (in lakh of rupees)	Excess+ Saving—
(xv)	4215.01.800(3) Creation of infrastructural facilities (Negotiated Loan) (1) Puducherry Region (Plan)			
	O 25,50.00			
	R —16,31.20	9,18.80	9,02.78	—16.02
(xvi)	4215.01.800(3) Creation of infrastructural facilities (Negotiated Loan) (2) Karaikal Region (Plan)			
	O 6,12.00			
	R —5,89.43	22.57	22.57	...
(xvii)	4215.01.800(3) Creation of infrastructural facilities (Negotiated Loan) (3) Mahe Region (Plan)			
	O 1,36.00			
	R —1,36.00
(xviii)	4215.01.800(3) Creation of infrastructural facilities (Negotiated Loan) (4) Yanam Region (Plan)			
	O 1,02.00			
	R —1,02.00
(xix)	4215.01.800(4) Development of infrastructure facilities (Negotiated Loan) (State share) (1) Puducherry Region (Plan)			
	O 4,50.00			
	R —3,64.48	85.52	55.85	—29.67
(xx)	4215.01.800(4) Development of infrastructure facilities (Negotiated Loan) (State share) (2) Karaikal Region (Plan)			
	O 1,08.00			
	R —1,04.02	3.98	3.98	...

GRANT No. 16—PUBLIC WORKS—contd.

Heads	Total grant	Actual expenditure (in lakh of rupees)	Excess+ Saving—
(xxi) 4215.01.800(4) Development of infrastructure facilities (Negotiated Loan) (State share) (3) Mahe Region (Plan)			
O 24.00
R —24.00			
(xxii) 4217.60.051(5) Creation of infrastructural facilities (Negotiated Loan) (1) Puducherry Region (Plan)			
O 15,26.00
R —15,26.00			
(xxiii) 4217.60.051(6) Development of infrastructure facilities (Negotiated Loan) (State share) (1) Puducherry Region (Plan)			
O 2,69.40
R —2,69.40			
(xxiv) 4702.800(2) Creation of Infrastructural facilities (Negotiated Loan) (1) Puducherry Region (Plan)			
O 15,93.75	35,95.53	...	—35,95.53
R 20,01.78			
(xxv) 4702.800(2) Creation of infrastructure facilities (Negotiated Loan) (2) Karaikal Region (Plan)			
O 3,82.50	34.00	34.00	...
R —3,48.50			
(xxvi) 4702.800(2) Creation of infrastructure facilities (Negotiated Loan) (3) Mahe Region (Plan)			
O 85.00
R —85.00			

GRANT No. 16—PUBLIC WORKS—contd.

Heads		Total grant	Actual expenditure (in lakh of rupees)	Excess+ Saving—
(xxvii)	4702.800(2) Creation of infrastructure facilities (Negotiated Loan) (4) Yanam Region (Plan)			
	O	63.75		
	R	—63.75
(xxviii)	4702.800(3) Development of infrastructure facilities (Negotiated Loan) (State share) (1) Puducherry Region (Plan)			
	O	2,81.25		
	R	3,54.15	6,35.40	—6,35.40
(xxix)	4702.800(3) Development of infrastructure facilities (Negotiated Loan) (State share) (2) Karaikal Region (Plan)			
	O	67.50		
	R	—61.50	6.00	6.00
(xxx)	4711.03.800(3) Creation of Infrastructural facilities in the Tsunami affected areas (2) Karaikal Region (Plan)			
	O	7,23.00		
	R	—3,73.00	3,50.00	3,50.00
(xxxi)	4711.03.800(4) Creation of Infrastructural facilities (Negotiated Loan) (1) Puducherry Region (Plan)			
	O	9,56.25		
	R	—9,11.96	44.29	—44.29
(xxxii)	4711.03.800(4) Creation of infrastructural facilities (Negotiated Loan) (2) Karaikal Region (Plan)			
	O	2,29.50		
	R	—2,29.50

GRANT No. 16—PUBLIC WORKS—contd.

Heads		Total grant	Actual expenditure (in lakh of rupees)	Excess+ Saving—
(xxxiii)	4711.03.800(4) Creation of infrastructural facilities (Negotiated Loan) (3) Mahe Region (Plan)			
	O	51.00
	R	—51.00
(xxxiv)	4711.03.800(4) Creation of infrastructural facilities (Negotiated Loan) (4) Yanam Region (Plan)			
	O	38.25
	R	—38.25
(xxxv)	4711.03.800(5) Development of infrastructure facilities (Negotiated Loan) (State share) (1) Puducherry Region (Plan)			
	O	1,68.75	...	—7.80
	R	—1,60.95	7.80	...
(xxxvi)	4711.03.800(5) Development of infrastructure facilities (Negotiated Loan) (State share) (2) Karaikal Region (Plan)			
	O	40.50
	R	—40.50
(xxxvii)	5054.04.800(9) Creation of Infrastructural facilities (Negotiated Loan) (1) Puducherry Region (Plan)			
	S	45,52.00	1,20.00	1,20.00
	R	—44,32.00
(xxxviii)	5054.04.800(9) Creation of Infrastructural facilities (Negotiated Loan) (2) Karaikal Region (Plan)			
	O	18,02.00
	R	—18,02.00

GRANT No. 16—PUBLIC WORKS—*contd.*

Heads		Total grant	Actual expenditure (in lakh of rupees)	Excess+ Saving—
(xxxix)	5054.04.800(9) Creation of infrastructural facilities (Negotiated Loan) (3) Mahe Region (Plan)			
	O	5,18.50		
	R	—5,18.50
(xL)	5054.04.800(9) Creation of infrastructural facilities (Negotiated Loan) (4) Yanam Region (Plan)			
	O	2,29.50		
	R	—2,29.50
(xLi)	5054.04.800(10) Development of infrastructure facilities (Negotiated Loan) (State share) (1) Puducherry Region (Plan)			
	O	9,00.00		
	R	—8,70.00	30.00	30.00
(xLii)	5054.04.800(10) Development of infrastructure facilities (Negotiated Loan) (State share) (2) Karaikal Region (Plan)			
	O	3,18.00		
	R	—3,18.00
(xLiii)	5054.04.800(10) Development of infrastructure facilities (Negotiated Loan) (State share) (3) Mahe Region (Plan)			
	O	91.50		
	R	—91.50

GRANT No. 16—PUBLIC WORKS—contd.

Heads	Total grant	Actual expenditure (in lakh of rupees)	Excess+ Saving—
(xLiv) 5054.04.800(10) Development of infrastructure facilities (Negotiated Loan) (State share) (4) Yanam Region (Plan)			
O	40.50
R	—40.50		
Withdrawal of funds by re-appropriation in March 2010 in respect of items (xv) to (xLiv) above was due to non-availing of Negotiated Loans.			
(xLv) 4216.01.700(1) Construction of Fire Station Building / Houses for Fire service personnel (1) Puducherry Region (Plan)			
O	48.64	8.00	8.00
R	—40.64		
Withdrawal of funds by re-appropriation in March 2010 was due to non-taking up of construction work.			
(xLvi) 4702.101(3) Tank Rehabilitation Project, Puducherry (TRPP) (1) Puducherry Region (Plan)			
O	50.00
R	—50.00		
Withdrawal of funds by re-appropriation in March 2010 was due to non-taking up of the project.			
(xLvii) 5054.04.800(1) District and Other Roads (2) Karaikal Region (Plan)			
O	1,30.00	80.00	80.00
R	—50.00		

Withdrawal of funds by re-appropriation in March 2010 was due to non-receipt of bills.

GRANT No. 16—PUBLIC WORKS—*contd.*

Heads		Total grant	Actual expenditure (in lakh of rupees)	Excess+ Saving—
2. The savings mentioned above were partly counter-balanced by excesses hereunder:				
(i)	4059.01.001(1) Establishment (1) Puducherry Region (Plan)			
	O	21,93.72		
	R	3,94.91		
		25,88.63	25,23.17	—65.46
(ii)	4059.01.001(1) Establishment (2) Karaikal Region (Plan)			
	O	2,82.02		
	R	1,17.92		
		3,99.94	3,99.91	—0.03
(iii)	4059.01.001(1) Establishment (3) Mahe Region (Plan)			
	O	46.76		
	R	14.28		
		61.04	61.04	...
(iv)	4215.02.001(1) Executive Establishment (1) Puducherry Region (Plan)			
	O	19,46.82		
	R	3,04.41		
		22,51.23	21,76.83	74.40
(v)	4215.02.001(1) Executive Establishment (2) Karaikal Region (Plan)			
	O	1,35.44		
	R	27.07		
		1,62.51	1,61.62	—0.89
(vi)	4215.02.001(1) Executive Establishment (4) Yanam Region (Plan)			
	O	66.96		
	R	33.03		
		99.99	99.57	—0.42
(vii)	4215.02.106(1) Sewerage Scheme (1) Puducherry Region (Plan)			
	O	30.00		
	R	3,05.00		
		3,35.00	3,35.00	...

GRANT No. 16—PUBLIC WORKS—contd.

	Heads		Total grant	Actual expenditure (in lakh of rupees)	Excess+ Saving—
(viii)	4702.101(2) Ground Water Recharge Scheme				
	(1) Puducherry Region (Plan)				
	O	2,50.00			
			3,25.00	3,25.00	...
	R	75.00			
(ix)	4702.789(1) Ground Water Recharge Scheme				
	(1) Puducherry Region (Plan)				
	O	65.00			
			84.45	84.45	...
	R	19.45			
(x)	5054.04.800(3) Establishment				
	(1) Puducherry Region (Plan)				
	O	1,68.04			
			2,37.82	2,34.56	—3.26
	R	69.78			
(xi)	5054.04.800(3) Establishment				
	(4) Yanam Region (Plan)				
	O	31.78			
			48.31	47.95	—0.36
	R	16.53			

Provision of funds by re-appropriation in March 2010 in respect of items (i) to (xi) was due to payment of 30 percent arrears on account of implementation of Sixth Central Pay Commission recommendations.

(xii)	5054.04.800(6) Creation of infrastructural facilities in the Tsunami affected areas				
	(1) Puducherry Region (Plan)				
	O	23,12.64			
			24,97.76	24,97.76	...
	R	1,85.12			

Provision of funds by re-appropriation in 2010 was due to settlement of pending bills.

GRANT No. 16—PUBLIC WORKS—contd.

	Heads		Total grant	Actual expenditure (in lakh of rupees)	Excess+ Saving—
(xiii)	4215.01.101(2) Providing water supply (4) Yanam Region (Plan)				
	O	35.00			
	R	45.00	80.00	80.00	...
Provision of funds by re-appropriation in March 2010 was due to deepening the GLR's at Kanakalapet and Gopal Nagar at Yanam.					
(xiv)	4215.01.101(4) Providing water supply to sub-urban areas (1) Puducherry Region (Plan)				
	O	3,19.60			
	R	1,35.55	4,55.15	4,55.12	—0.03
Provision of funds by re-appropriation in March 2010 was due to settlement of pending bills.					
(xv)	4215.01.789(1) Rural water supply (2) Karaikal Region (Plan)				
	O	12.38			
	R	30.00	42.38	42.38	...
Provision of funds by re-appropriation in March 2010 was due to construction of OHT inside the IT premises at T.R. Pattinam.					
(xvi)	4215.01.789(2) Providing water supply to sub-urban areas (1) Puducherry Region (Plan)				
	O	30.00			
	R	12.72	42.72	42.72	...
(xvii)	4215.01.800(1) Creation of infrastructural facilities in the Tsunami affected areas (2) Karaikal Region (Plan)				
	S	5.00			
	R	1,00.00	1,05.00	1,05.00	...

Provision of funds by re-appropriation in March 2010 in respect of items (xvi) and (xvii) above was due to providing of water supply facilities to the Tsunami affected areas at Akkraivattam, Karukalcherry.

GRANT No. 16—PUBLIC WORKS—contd.

	Heads	Total grant	Actual expenditure (in lakh of rupees)	Excess+ Saving—
(xviii)	4216.01.106(1) Construction of quarters for Government servants (1) Puducherry Region (Plan)			
	O	1,50.00		
	R	80.00		
		2,30.00	2,30.00	...
	Provision of funds by re-appropriation in March 2010 was due to execution of box culvert works at the Airport.			
(xix)	4711.03.800(3) Creation of infrastructural facilities in the Tsunami affected areas (1) Puducherry Region (Plan)			
	O	13,01.80		
	R	3,90.50		
		16,92.30	16,92.30	...
	Provision of funds by re-appropriation in March 2010 was due to settlement of bills for road safety arrangements made in Tsunami affected areas.			
(xx)	5054.03.337(1) Road works (1) Puducherry Region (Plan)			
	O	3,60.00		
	R	2,99.65		
		6,59.65	6,59.65	...
	Provision of funds by re-appropriation in March 2010 was due to execution of more road works.			
(xxi)	5054.04.800(1) District and Other Roads (1) Puducherry Region (Plan)			
	O	5,59.56		
	R	1,76.93		
		7,36.49	7,36.49	...
	Provision of funds by re-appropriation in March 2010 was due to payment of compensation for acquisition of land.			
(xxii)	5054.04.800(1) District and Other Roads (3) Mahe Region (Plan)			
	O	40.00		
	R	32.25		
		72.25	72.25	...
	Provision of funds by re-appropriation in March 2010 was due to execution of road works at Mahe region.			

GRANT No. 16—PUBLIC WORKS—contd.

Heads		Total grant	Actual expenditure (in lakh of rupees)	Excess+ Saving—
(xxiii)	5054.04.800(5) District and Other Roads (2) Karaikal Region (Plan)			
	O	75.00		
	R	1,64.52	2,39.52	...
(xxiv)	5054.04.800(6) Creation of infrastructural facilities in the Tsunami affected areas (2) Karaikal Region (Plan)			
	O	1,98.00		
	R	2,73.00	4,71.00	...

Provision of funds by re-appropriation in March 2010 in respect of items (xxiii) and (xxiv) was due to improvements to the Nedungadu road from Thirunallar road at Karaikal.

GRANT No. 16—PUBLIC WORKS—contd.

SUSPENSE

The minor head "Suspense" is not a final head of account. It accommodates interim transactions for which further payments or adjustments of value are necessary before the transactions can be considered complete and finally accounted for. Accordingly, the transactions under this head, if not adjusted to the final head of account, are carried forward from year to year. In 2009-2010, the entire operations made under this minor head were under the sub-head, "Stock".

The nature of transactions under the sub-division "Stock" under "Suspense" is explained below:—

Stock—This head is debited with the value of materials acquired not for any particular work but for the general use of the division. It is credited with the value of materials issued for use on work or sold or transferred to other divisions. This sub-division will, therefore, show a debit balance indicating the book value of materials held in stock plus unadjusted charges connected with manufacture, if any.

The following are the details of transactions accounted for under the head "Suspense"

Heads	Balance as on 1 April 2009	Debits during 2009-2010	Credits during 2009-2010	Balance as on 31 March 2010
(in lakh of rupees)				
REVENUE:				
Stock	—32.20	0.12	...	—32.08 (A)
Total	<u>— 32.20</u>	<u>0.12</u>	<u>...</u>	<u>—32.08</u>

The reasons for the minus balance at the end of 2009-10 is under examination.

(A) The minus (credit) balance under "Stock" indicates excess issue of stock than that purchased.

GRANT No. 16—PUBLIC WORKS—concl'd.

Review of expenditure on establishment and tools and plant charges of the Public Works Department:

The following table shows (i) the outlay on the work of all kinds and gross establishment and tools and plant charges of the Public Works Department and (ii) the percentage of establishment charges/tools and plant charges to works outlay.

	2008-2009	2009-2010
	(in lakh of rupees)	
(1) Works Outlay under all heads	70,39.78	2,48,33.68
(2) Establishment charges	55,25.47	92,89.81
(3) Tools and plant charges	20.51	18.62
Percentage of actual expenditure to works outlay—		
(i) Establishment	78.49	37.41
(ii) Tools and Plant	0.29	0.07

GRANT No. 17—EDUCATION

Major heads	Total grant or appropriation	Actual expenditure	Excess+ Saving—
	₹	₹	₹
REVENUE—			
2202. General Education			
2203. Technical Education			
2204. Sports and Youth Services			
2205. Art and Culture			
2225. Welfare of Scheduled Castes, Scheduled Tribes and other Backward Classes			
2236. Nutrition			
Voted—			
Original	4,02,84,15,000	4,87,14,22,000	4,80,47,17,582 —6,67,04,418
Supplementary	84,30,07,000		
Amount surrendered during the year			Nil
Charged—			
Original	10,000	10,000	... —10,000
Amount surrendered during the year			Nil

GRANT No. 17—EDUCATION—contd.

Notes and Comments:

REVENUE—

1. Though there was a saving of ₹ 6.67 crore, no amount was surrendered.
2. In view of the saving of ₹ 6.67 crore, Supplementary Grant of ₹ 84.30 crore to the extent was proved excessive.
3. Savings occurred mainly under:

Heads		Total grant	Actual expenditure (in lakh of rupees)	Excess+ Saving—
(i) 2202.01.101 Pre-primary Schools (2) Karaikal Region (Non-Plan)				
O	1,18.50			
S	67.80	1,84.55	1,34.67	—49.88
R	—1.75			

Withdrawal of funds by re-appropriation in March 2010 was due to non-settlement of Sixth Central Pay Commission arrears.

(ii) 2202.01.108(1) Free supply of books, stationery, uniforms and footwear to poor children (2) Karaikal Region (Plan)				
O	2,25.27			
R	—28.23	1,97.04	1,97.02	—0.02
(iii) 2202.01.108(1) Free supply of books, stationery, uniforms and footwear to poor children (4) Yanam Region (Plan)				
O	68.02			
R	—15.85	52.17	52.16	—0.01
(iv) 2202.01.789(3) Free supply of books, stationery, uniforms and footwear to poor students (1) Puducherry Region (Plan)				
O	2,47.02			
R	—54.38	1,92.64	1,92.60	—0.04

Withdrawal of funds by re-appropriation in March 2010 in respect of items (ii) to (iv) above was due to non-purchase of free supply articles.

GRANT No. 17—EDUCATION—contd.

Heads		Total grant	Actual expenditure (in lakh of rupees)	Excess+ Saving—
(v) 2202.01.800(1) Universalisation of Elementary Education to the age group 6-14 (BMS) (3) Mahe Region (Plan)				
O	1,50.30			
		59.36	59.05	—0.31
R	—90.94			

Withdrawal of funds by re-appropriation in March 2010 was due to non-acquisition of land for Kendriya Vidyalaya.

(vi) 2202.02.107(1) Award of pre-matric scholarship to other economically backward class students (1) Puducherry Region (Plan)				
O	88.67			
S	1,00.00	1,80.67	1,78.37	—2.30
R	—8.00			

Withdrawal of funds by re-appropriation in March 2010 was due to non-receipt of proposals.

(vii) 2202.02.109(11) Improvement of Science Education in schools (1) Puducherry Region (Plan)				
O	24.00			
		9.46	9.45	—0.01
R	—14.54			

Withdrawal of funds by re-appropriation in March 2010 was due to non-conduct of South India Science Fair.

(viii) 2202.02.109(14) Incentive to all School students studying in Government Schools from 6th to 12th Standard (1) Puducherry Region (Non-Plan)				
O	1,38.10			
	
R	—1,38.10			

GRANT No. 17—EDUCATION—*contd.*

Heads	Total grant	Actual expenditure (in lakh of rupees)	Excess+ Saving—
(ix) 2202.02.109(14) Incentive to all School students studying in Government Schools from 6th to 12th Standard (2) Karaikal Region (Non-Plan)			
O	37.14		
R	—37.14
(x) 2202.02.109(14) Incentive to all School students studying in Government Schools from 6th to 12th Standard (3) Mahe Region (Non-Plan)			
O	12.00		
R	—12.00

Withdrawal of funds by re-appropriation in March 2010 in respect of items (viii) to (x) above was due to less number of applications received than anticipated.

(xi) 2202.03.103(2) Development of Kanchi Mamunivar Centre for Post Graduate studies (1) Puducherry Region (Plan)			
O	1,42.75		
R	—10.35	1,32.40	1,24.35 —8.05
(xii) 2202.03.103(13) Development of Mahatma Gandhi Government Arts College (3) Mahe Region (Plan)			
O	95.35		
R	—2.85	92.50	81.77 —10.73

Withdrawal of funds by re-appropriation in March 2010 in respect of items (xi) and (xii) above was due to non-filling up of vacant posts.

GRANT No. 17—EDUCATION—contd.

Heads		Total grant	Actual expenditure (in lakh of rupees)	Excess+ Saving—
(xiii) 2202.03.103(22) Setting up of Community College (2) Karaikal Region (Plan)				
O	10.00
R	—10.00			

Withdrawal of funds by re-appropriation in March 2010 was due to non-taking up of expansion and strengthening of new courses.

(xiv) 2202.03.103(23) Development of infrastructural facilities to Government Colleges and Institutes (Negotiated Loan) (1) Puducherry Region (Plan)				
O	8,50.00
R	—8,50.00			

(xv) 2202.03.103(24) Development of infrastructural facilities to Government Colleges and Institutions (Negotiated Loan) (State share) (1) Puducherry Region (Plan)				
O	1,50.00
R	—1,50.00			

Withdrawal of funds by re-appropriation in March 2010 in respect of items (xiv) and (xv) above was due to non-materialisation of loan for development of infrastructural facilities in Government Colleges.

(xvi) 2202.05.800(1) Setting up of Official Language Development Cell in the Directorate of Art and Culture (1) Puducherry Region (Plan)				
O	62.75	42.40	40.23	—2.17
R	—20.35			

Withdrawal of funds by re-appropriation in March 2010 was due to non-settlement of bills.

GRANT No. 17—EDUCATION—contd.

Heads		Total grant	Actual expenditure (in lakh of rupees)	Excess+ Saving—
(xvii)	2202.80.800(1) Jawahar Bal Bhawan (1) Puducherry Region (Non-Plan)			
	O	38.64		
			26.54	26.08
	R	—12.10		—0.46

Withdrawal of funds by re-appropriation in March 2010 was due to non-payment of wages and non-regularisation of part-time staff.

(xviii)	2202.80.800(7) Assistance to the non-Government Organisations under the Scheme 'Integrated Education for the disabled children' (IEDC) (1) Puducherry Region (CSS)			
	S	19.00		
		
	R	—19.00		...

Withdrawal of funds by re-appropriation in March 2010 was due to non-implementation of Sixth Central Pay Commission recommendations to teaching staff.

(xix)	2202.03.103(12) Development of Bharathidasan Government College for Women (1) Puducherry Region (Plan)			
	O	2,97.77		
			3,18.30	2,78.69
	R	20.53		—39.61

Provision of funds by re-appropriation in March 2010 was due to payment of 70 percent of Sixth Central Pay Commission arrears.

(xx)	2203.105(2) Expansion and improvement of Motilal Nehru Polytechnic (1) Puducherry Region (Plan)			
	O	1,23.00		
			60.04	58.43
	R	—62.96		—1.61

Withdrawal of funds by re-appropriation in March 2010 was due to non-implementation of Sixth Central Pay Commission recommendations to teaching staff.

GRANT No. 17—EDUCATION—contd.

Heads		Total grant	Actual expenditure (in lakh of rupees)	Excess+ Saving—
(xxi) 2203.105(5) Setting up of Directorate of Technical Education and Higher Collegiate Education (1) Puducherry Region (Plan)				
O	3,20.01			
		3,01.80	3,00.20	—1.60
R	—18.21			
Withdrawal of funds by re-appropriation in March 2010 was due to non-purchase of four wheeler.				
(xxii) 2236.02.102(2) Midday meals to poor students (1) Puducherry Region (Plan)				
O	5,27.01			
		3,86.78	3,86.50	—0.28
R	—1,40.23			
(xxiii) 2236.02.102(3) Provision of breakfast to poor students studying in Government/ Government aided schools (1) Puducherry Region (Plan)				
O	8,39.55			
		7,49.55	7,49.53	—0.02
R	—90.00			
(xxiv) 2236.02.102(3) Provision of breakfast to poor students studying in Government/ Government aided schools (3) Mahe Region (Plan)				
O	87.00			
		55.50	55.46	—0.04
R	—31.50			
Withdrawal of funds by re-appropriation in March 2010 in respect of items (xxii) to (xxiv) above was attributed to adoption of austerity measures and diversion of funds to needy schemes.				
(xxv) 2225.01.277(1) Award of pre-matric scholarships to other economically backward class students (1) Puducherry Region (Non-Plan)				
O	1,12.35			
		2.50	1.06	—1.44
R	—1,09.85			

GRANT No. 17—EDUCATION—contd.

Heads		Total grant	Actual expenditure (in lakh of rupees)	Excess+ Saving—
(xxvi)	2225.01.277(1) Award of pre-matric scholarships to other economically backward class students (2) Karaikal Region (Non-Plan)			
	O	40.00		
	R	—40.00		

Withdrawal of funds by re-appropriation in March 2010 in respect of items (xxv) and (xxvi) above was due to receipt of less number of applications from eligible students.

4. The savings mentioned above were partly counter-balanced by excesses hereunder:

(i)	2202.01.800(1) Universalisation of Elementary Education for the age group 6-14 (BMS) (1) Puducherry Region (Plan)			
	O	17,31.07		
	S	1,12.26	19,61.04	19,55.74
	R	1,17.71		—5.30
(ii)	2202.01.800(1) Universalisation of Elementary Education for the age group 6-14 (BMS) (2) Karaikal Region (Plan)			
	O	3,65.63		
	R	68.05	4,33.68	4,31.65
				—2.03
(iii)	2202.02.109(8) Opening of new High Schools and improvements to existing High Schools (1) Puducherry Region (Plan)			
	O	12,29.15		
	S	1,00.00	17,36.80	17,20.33
	R	4,07.65		—16.47

Funds provided through supplementary grant in March 2010 for payment of arrears on account of Sixth Central Pay Commission recommendations. Saving was due to non-preparation of arrear bill in time.

GRANT No. 17—EDUCATION—contd.

Heads	Total grant	Actual expenditure (in lakh of rupees)	Excess+ Saving—
(iv) 2202.02.109(8) Opening of new High Schools and improvements to existing High Schools (2) Karaikal Region (Plan)			
O 2,21.73			
R 1,42.94	3,64.67	3,63.02	—1.65
(v) 2202.80.001(1) Directorate of Education (1) Puducherry Region (Non-Plan)			
O 3,96.86			
R 77.37	4,74.23	4,73.26	—0.97
(vi) 2205.105(2) Branch Libraries (1) Puducherry Region (Non-Plan)			
O 1,80.90			
R 91.55	2,72.45	2,72.25	—0.20

Provision of funds under Supplementary Grant in respect of items (iv) to (vi) above was due to implementing the recommendations of Sixth Central Pay Commission.

(vii) 2202.02.109(2) Conversion of Secondary Schools to Higher Secondary Schools and improvements to existing Higher Secondary Schools (1) Puducherry Region (Non-Plan)			
O 14,52.92			
S 1,00.00	16,56.11	16,55.44	—0.67
R 1,03.19			

Provision of funds by re-appropriation in March 2010 was due to purchase of lab articles and payment of Sixth Central Pay Commission arrears.

(viii) 2202.03.103(20) Setting up of Co-Education Arts and Science College (1) Puducherry Region (Plan)			
O 3,50.00			
R 98.70	4,48.70	4,48.70	...

Provision of funds by re-appropriation in March 2010 was due to release of more grant-in-aid.

GRANT No. 17—EDUCATION—concl'd.

Heads	Total grant	Actual expenditure (in lakh of rupees)	Excess+ Saving—
(ix) 2203.112(1) Development of ISM College (1) Puducherry Region (Plan)			
O	15,50.00		
S	1,74.37	18,00.00	18,00.00
R	75.63		...

Provision of funds by re-appropriation in March 2010 was due to release of more grant-in-aid towards payment of salary arrears to staff.

(x) 2236.02.102(2) Midday meals to poor students (2) Karaikal Region (Plan)			
O	92.04		
		1,48.18	1,48.21
R	56.14		0.03
(xi) 2236.02.102(3) Provision of breakfast to poor students studying in Government/ Government Aided Schools (2) Karaikal Region (Plan)			
O	2,40.00		
		3,50.00	3,50.00
R	1,10.00		...
(xii) 2236.02.102(3) Provision of breakfast to poor students studying in Government/ Government Aided Schools (4) Yanam Region (Plan)			
O	1,20.00		
		2,01.94	2,01.94
R	81.94		...

Provision of funds by re-appropriation in March 2010 in respect of items (x) to (xii) above was due to settlement of old pending bills.

GRANT No. 18—MEDICAL (All voted)

Major heads	Total grant	Actual expenditure	Excess+ Saving—
	₹	₹	₹
REVENUE—			
2210. Medical and Public Health			
2211. Family Welfare			
Voted—			
Original	2,37,59,15,000		
Supplementary	34,89,74,000		
	} 2,72,48,89,000	2,72,04,50,937	—44,38,063
Amount surrendered during the year			Nil

GRANT No. 19—INFORMATION AND PUBLICITY

Major heads	Total grant	Actual expenditure	Excess+ Saving—
	₹	₹	₹
REVENUE—			
2070. Other Administrative Services			
2075. Miscellaneous General Services			
2220. Information and Publicity			
3452. Tourism			
Voted—			
Original	83,32,89,000	83,32,89,000	24,87,68,487 —58,45,20,513
Amount surrendered during the year (March 2010)			58,23,04,000
Charged—			
Supplementary	3,82,000	3,82,000	3,81,670 —330
Amount surrendered during the year			Nil
CAPITAL—			
5452. Capital Outlay on Tourism			
Original	2,25,01,000	2,25,01,000	2,25,00,000 —1,000
Amount surrendered during the year (March 2010)			1,000

GRANT No. 19—INFORMATION AND PUBLICITY—*contd.*

Notes and Comments:

REVENUE—

1. Savings occurred mainly under:

Heads	Total grant	Actual expenditure (in lakh of rupees)	Excess+ Saving—
(i) 2220.60.800(3) Free supply of colour Televisions (1) Puducherry Region (Non-Plan)			
O 29,60.00
R —29,60.00			
(ii) 2220.60.800(3) Free supply of colour Televisions (2) Karaikal Region (Non-Plan)			
O 6,40.00
R —6,40.00			
(iii) 2220.60.800(3) Free supply of colour Televisions (3) Mahe Region (Non-Plan)			
O 2,00.00
R —2,00.00			
(iv) 2220.60.800(3) Free supply of colour Televisions (4) Yanam Region (Non-Plan)			
O 2,00.00
R —2,00.00			
Withdrawal of funds by re-appropriation in March 2010 in respect of items (i) to (iv) was due to non-implementation of scheme during the year.			
(v) 3452.80.104(4) Grant of incentives to Tourism Industry (1) Puducherry Region (Plan)			
O 4,00.00	3,60.90	3,60.90	...
R —39.10			

GRANT No. 19—INFORMATION AND PUBLICITY—*contd.*

Heads	Total grant	Actual expenditure (in lakh of rupees)	Excess+ Saving—
-------	-------------	---	--------------------

(vi) 3452.80.104(9) Preservation of Heritage (1) Puducherry Region (Plan)			
O	31.00
R	—31.00

Withdrawal of funds by re-appropriation in March 2010 was due to restriction of expenditure on account of austerity measures.

(vii) 3452.80.800(8) Development of Art and Craft Village at Murungapakkam (Negotiated Loan) (1) Puducherry Region (Plan)			
O	2,55.00
R	—2,55.00

(viii) 3452.80.800(10) Development of Beach front and wellness centre (Negotiated Loan) (1) Puducherry Region (Plan)			
O	4,25.00
R	—4,25.00

Surrender of funds during March 2010 in respect of items (vii) and (viii) was due to non-materialisation of Negotiated Loan.

(ix) 3452.80.800(9) Development of Art Craft Village at Murungapakkam (Negotiated Loan) (State share) (1) Puducherry Region (Plan)			
O	45.00
R	—45.00

Withdrawal of funds by re-appropriation in March 2010 was due to non-materialisation of Negotiated Loan and State share.

GRANT No. 19—INFORMATION AND PUBLICITY—contd.

Heads	Total grant	Actual expenditure (in lakh of rupees)	Excess+ Saving—
(x) 3452.80.800(11) Development of Beach front and wellness centre (Negotiated Loan) (State share) (1) Puducherry Region (Plan)			
O	75.00
R	—75.00
Withdrawal of funds by re-appropriation/surrender in March 2010 was due to non-materialisation of Negotiated Loan.			
(xi) 3452.80.800(12) Development of Water Park at Murungapakkam (Negotiated Loan) (1) Puducherry Region (Plan)			
O	3,40.00
R	—3,40.00
(xii) 3452.80.800(14) Setting up of Yacht Marina (Negotiated Loan) (1) Puducherry Region (Plan)			
O	5,95.00
R	—5,95.00
(xiii) 3452.80.800(15) Setting up of Yacht Marina (Negotiated Loan) (State share) (1) Puducherry Region (Plan)			
O	1,05.00
R	—1,05.00
(xiv) 3452.80.800(16) Development of Urban Forest at the premises of Swadeshi Bharathee Mill (Negotiated Loan) (1) Puducherry Region (Plan)			
O	85.00
R	—85.00

Surrender of funds in March 2010 in respect of items (xi) to (xiv) above was due to non-materialisation of Negotiated Loan/State share.

GRANT No. 19—INFORMATION AND PUBLICITY—contd.

Heads	Total grant	Actual expenditure (in lakh of rupees)	Excess+ Saving—
(xv) 3452.80.800(13) Development of Water Park at Murungapakkam (Negotiated Loan) (State share)			
(1) Puducherry Region (Plan)			
O 60.00
R -60.00			
Withdrawal of funds by re-appropriation/surrender in March 2010 was due to non-materialisation of Negotiated Loan and State share.			
(xvi) 3452.80.800(17) Development of Urban forest at the premises of Swadeshi Bharathee Mill (Negotiated Loan) (State share)			
(1) Puducherry Region (Plan)			
O 15.00
R -15.00			
Withdrawal of funds by re-appropriation in March 2010 was due to non-availing of Negotiated Loan and State share.			
2. The savings mentioned above were partly counter-balanced by excesses hereunder:			
(i) 2070.115(2) Strengthening of Guest House			
(5) Chennai Region (Plan)			
O 56.50	66.30	66.28	-0.02
R 9.80			
(ii) 2070.115(2) Strengthening of Guest House			
(6) New Delhi Region (Plan)			
O 54.50	83.45	81.72	-1.73
R 28.95			

GRANT No. 19—INFORMATION AND PUBLICITY—contd.

Heads		Total grant	Actual expenditure (in lakh of rupees)	Excess+ Saving—
(iii)	3452.01.102(1) Government Tourist Homes (1) Puducherry Region (Non-Plan)			
	O	23.56		
	R	6.60		
		30.16	30.13	—0.03
(iv)	3452.01.102(2) Strengthening of Tourist Homes (2) Karaikal Region (Plan)			
	O	18.50		
	R	5.69		
		24.19	24.15	—0.04
(v)	3452.01.102(2) Strengthening of Tourist Homes (3) Mahe Region (Plan)			
	O	12.00		
	R	5.20		
		17.20	17.19	—0.01
(vi)	3452.80.001(1) Tourist Wing (1) Puducherry Region (Non-Plan)			
	O	49.94		
	R	11.24		
		61.18	61.16	—0.02
(vii)	3452.80.104(5) Grant-in-aid to Puducherry Institute of Hospitality Crafts (1) Puducherry Region (Plan)			
	O	1,40.00		
	R	39.67		
		1,79.67	1,79.67	...
(viii)	3452.80.104(6) Creation and maintenance of Tourism infrastructure and product (1) Puducherry Region (Plan)			
	O	3,29.60		
	R	27.59		
		3,57.19	3,57.18	—0.01

GRANT No. 19—INFORMATION AND PUBLICITY—concl'd.

	Heads	Total grant	Actual expenditure (in lakh of rupees)	Excess+ Saving—
(ix)	3452.80.104(7) Tourism Promotional Activities			
	(1) Puducherry Region (Plan)			
	O	5,18.50		
	R	29.30		
		5,47.80	5,47.71	—0.09
(x)	3452.80.104(7) Tourism Promotional Activities			
	(4) Yanam Region (Plan)			
	O	22.00		
	R	10.00		
		32.00	32.00	...

Provision of funds by re-appropriation in March 2010 in respect of items (i) to (x) was due to payment of 30% arrears and wage arrears on account of implementation of Sixth Central Pay Commission recommendations.

(xi)	2070.115(1) Government Guest House			
	(6) New Delhi Region (Plan)			
	O	1,00.65		
	R	55.55		
		1,56.20	1,55.81	—0.39

Provision of funds by re-appropriation in March 2010 was due to purchase of new vehicles and providing amenities in Government Guest House.

GRANT No. 20—LABOUR AND EMPLOYMENT (All voted)

Major head		Total grant	Actual expenditure	Excess+ Saving—
		₹	₹	₹
REVENUE—				
2230	Labour and Employment			
	Original	15,41,45,000		
	Supplementary	5,07,98,000		
		} 20,49,43,000	20,31,77,186	—17,65,814
	Amount surrendered during the year			Nil

GRANT No. 21—SOCIAL WELFARE (All voted)

Major heads	Total grant	Actual expenditure	Excess+ Saving—
	₹	₹	₹
REVENUE—			
2225. Welfare of Scheduled Castes, Scheduled Tribes and Other Backward Classes			
2235. Social Security and Welfare			
2236. Nutrition			
Original	4,29,61,97,000		
Supplementary	7,78,89,000		
	} 4,37,40,86,000	2,91,17,89,166	—1,46,22,96,834
Amount surrendered during the year			Nil
CAPITAL—			
4225. Capital Outlay on Welfare of Scheduled Castes, Scheduled Tribes and Other Backward Classes			
4235. Capital Outlay on Social Security and Welfare			
Original	4,42,50,000	4,42,50,000	4,42,50,000
Amount surrendered during the year			Nil

GRANT No. 21—SOCIAL WELFARE (All voted)—contd.

Notes and Comments:

REVENUE—

1. Though there was a saving of ₹ 146.23 crore, no amount was surrendered.
2. In view of saving of ₹146.23 crore, the entire provision of ₹ 7.79 crore through Supplementary Grant was unnecessary.
3. Savings occurred mainly under:

Heads	Total grant	Actual expenditure (in lakh of rupees)	Excess+ Saving—
(i) 2225.01.277(3) Award of Pre-Matric Scholarships to Scheduled Caste Students			
(1) Puducherry Region (Non-Plan)			
O	81.00	46.00	46.00
R	—35.00		...

Withdrawal of funds by re-appropriation in March 2010 was due to receipt of less number of applications from students.

(ii) 2225.01.789(5) Opening and maintenance of Boys and Girls Hostels			
(1) Puducherry Region (Plan)			
O	1,00.00	70.00	69.97
R	—30.00		—0.03

Withdrawal of funds by re-appropriation in March 2010 was due to less number of beneficiaries.

(iii) 2225.01.277(13) Award of Post Matric Scholarships to Scheduled Caste Students			
(4) Yanam Region (Plan)			
O	1,00.00	40.84	40.84
R	—59.16		...

GRANT No. 21—SOCIAL WELFARE (All voted)—contd.

Heads		Total grant	Actual expenditure (in lakh of rupees)	Excess+ Saving—
(iv)	2225.01.789(4) Award of Pre-Matric Scholarships to Scheduled Caste Students			
	(1) Puducherry Region (Non-Plan)			
	O 2,00.00			
	R —56.59	1,43.41	1,43.41	...
(v)	2225.01.789(6) Grant of opportunity cost to the parents of Scheduled Caste Girls Students in Middle and Secondary level classes (Std. VI-XII)			
	(1) Puducherry Region (Plan)			
	O 2,40.00			
	R —48.00	1,92.00	1,92.00	...
Withdrawal of funds by re-appropriation in March 2010 in respect of items (iii) to (v) above was due to non-receipt of sufficient number of applications from students.				
(vi)	2225.01.789(8) Construction of low cost Dwelling units and Grant of House construction subsidies (PMGY)			
	(1) Puducherry Region (Plan)			
	O 19,21.60			
	R —9,95.60	9,26.00	9,26.00	...
(vii)	2225.01.789(8) Construction of low cost Dwelling units and Grant of House construction subsidies (PMGY)			
	(2) Karaikal Region (Plan)			
	O 4,74.40			
	R —2,99.40	1,75.00	1,74.98	—0.02
(viii)	2225.01.789(9) Financial Assistance to parents of poor brides pregnant and lactating women, parents of unemployed Graduates/Diploma holders and persons suffering from prolonged illness belonging to Scheduled Castes			
	(1) Puducherry Region (Plan)			
	O 3,00.00			
	R —43.49	2,56.51	2,56.50	—0.01

GRANT No. 21—SOCIAL WELFARE (All voted)—*contd.*

Heads		Total grant	Actual expenditure (in lakh of rupees)	Excess+ Saving—
(ix) 2225.01.789(18) Financial Assistance to Scheduled Caste Students undergoing Professional Courses				
(1) Puducherry Region (Plan)				
S	2,90.00	1,65.86	1,65.86	...
R	—1,24.14			

Withdrawal of funds by re-appropriation in March 2010 in respect of items (vi) to (ix) above was due to non-receipt of sufficient number of applications from beneficiaries.

(x) 2225.01.283(1) Construction of housing colonies and purchase, distribution and development of house sites				
(2) Karaikal Region (Plan)				
O	1,00.00	4.24	4.24	...
R	—95.76			

Funds were withdrawn by re-appropriation in March 2010 as land acquisition was not made to the extent proposed.

(xi) 2225.01.789(2) Free distribution of clothing items to Scheduled caste people and other economically Backward Classes				
(2) Karaikal Region (Plan)				
O	1,63.00	1,23.40	1,23.39	—0.01
R	—39.60			

Withdrawal of funds by re-appropriation in March 2010 was due to use of old stock.

(xii) 2225.01.789(17) Free supply of computers to Scheduled caste students studying in B.Tech, B.Sc. computer course				
(1) Puducherry Region (Plan)				
O	50.00
R	—50.00			

Funds were withdrawn by re-appropriation in March 2010 as rules for the Scheme were not finalised.

GRANT No. 21—SOCIAL WELFARE (All voted)—contd.

Heads		Total grant	Actual expenditure (in lakh of rupees)	Excess+ Saving—
(xiii)	2225.01.789(19) Construction of EWS houses with infrastructure facilities in SC Colonies (Negotiated Loan) (1) Puducherry Region (Plan)			
	O	1,13,41.55	58.03	—1,12,83.52
(xiv)	2235.01.789(21) Construction of EWS houses with infrastructure facilities in SC Colonies (Negotiated Loan) (State share) (1) Puducherry Region (Plan)			
	O	20,01.45	...	—20,01.45
(xv)	2235.01.789(21) Construction of EWS houses with infrastructure facilities in SC Colonies (Negotiated Loan) (State share) (2) Karaikal Region (Plan)			
	O	1,84.80	...	—1,84.80
Reasons for final savings in respect of items (xiii) to (xv) were not furnished by department.				
(xvi)	2225.01.789(20) Assistance to PADCO to maintain Dr. Ambedkar Manimandapam (1) Puducherry Region (Plan)			
	O	2,00.00	1,13.00	...
	R	—87.00	1,13.00	...
Withdrawal of funds by re-appropriation in March 2010 was due to restriction of expenditure on account of austerity measures.				
(xvii)	2225.03.789(2) Free distribution of cycles to all 9th Std. students (1) Puducherry Region (Plan)			
	O	79.12	12.38	—0.22
	R	—66.52	12.60	—0.22

Withdrawal of funds by re-appropriation in March 2010 was due to less number of beneficiaries.

GRANT No. 21—SOCIAL WELFARE (All voted)—*contd.*

Heads		Total grant	Actual expenditure (in lakh of rupees)	Excess+ Saving—
(xviii)	2235.02.101(17) Supply of motorised tricycles to the disabled persons (1) Puducherry Region (Plan)			
	O	20.00		
	S	10.00
	R	—30.00		

Provision of funds under Supplementary Grant was made in anticipation of receipt of application from more beneficiaries. Withdrawal of funds by re-appropriation in March 2010 was due to non-implementation of the scheme.

(xix)	2235.02.102(1) Integrated Child Development Service Scheme (2) Karaikal Region (CSS)			
	S	74.50		
	R	1.07		
		74.50	45.67	—28.83

(xx)	2235.02.104(6) Distribution of clothing/blanket/chappal to poor and economically Backward class people (1) Puducherry Region (Plan)			
	O	9,89.74		
	R	—3,62.74		
		6,27.00	6,26.91	—0.09

Withdrawal of funds by re-appropriation in March 2010 was due to less number of beneficiaries than anticipated.

GRANT No. 21—SOCIAL WELFARE (All voted)—*contd.*

Heads		Total grant	Actual expenditure (in lakh of rupees)	Excess+ Saving—
4. The savings mentioned above were partly counter-balanced by excesses hereunder:				
(i) 2225.01.277(4) Maintenance of Boys and Girls Hostels				
(1) Puducherry Region (Non-Plan)				
O	3,02.45			
S	3.60	3,54.87	3,54.81	—0.06
R	48.82			
Provision of funds through Supplementary Grant was made due to implementation of Sixth Central Pay Commission recommendations. Provision of funds through re-appropriation in March 2010 was made to meet the increase in the cost of diet and non-diet bills.				
(ii) 2225.01.277(7) Opening and maintenance of Boys and Girls Hostels				
(1) Puducherry Region (Plan)				
O	1,74.00			
		2,06.39	2,06.37	—0.02
R	32.39			
(iii) 2225.01.277(7) Opening and maintenance of Boys and Girls Hostels				
(2) Karaikal Region (Plan)				
O	85.00			
		1,20.67	1,19.46	—1.21
R	35.67			
Provision of funds by re-appropriation in March 2010 in respect of items (ii) and (iii) was due to payment of wage arrears to part-time/daily rated employees.				
(iv) 2225.01.277(13) Award of Post Matric Scholarships to Scheduled Caste				
(1) Puducherry Region (Plan)				
O	2,68.00			
		4,69.59	4,69.59	...
R	2,01.59			

Provision of funds by re-appropriation in March 2010 was due to receipt of more number of applications than anticipated.

GRANT No. 21—SOCIAL WELFARE (All voted)—contd.

Heads.	Total grant	Actual expenditure (in lakh of rupees)	Excess+ Saving—
(v) 2225.01.283(1) Construction of housing colonies and purchase, distribution and development of house-sites (1) Puducherry Region (Plan)			
O 6,00.00	6,70.00	6,70.00	...
R 70.00			
(vi) 2225.01.789(7) Construction of housing colonies and purchase, distribution and development of house-sites (1) Puducherry Region (Plan)			
O 14,41.00	15,36.02	15,36.02	...
R 95.02			
(vii) 2225.01.789(16) Opening of Residential School (1) Puducherry Region (Plan)			
O 13,00.00	13,54.25	13,54.25	...
R 54.25			
Provision of funds by re-appropriation in March 2010 in respect of items (v) to (vii) above was due to increase in cost of land.			
(viii) 2225.01.789(2) Free distribution of clothing items to Scheduled caste people and other economically Backward classes (1) Puducherry Region (Plan)			
O 5,00.00	5,66.22	5,66.22	...
R 66.22			
(ix) 2225.01.789(2) Free distribution of clothing items to Scheduled caste people and other economically Backward classes (4) Yanam Region (Plan)			
O 10.00	33.41	33.41	...
R 23.41			

Provision of funds by re-appropriation in March 2010 in respect of items (viii) and (ix) above was due to issue of two sets of dress materials instead of one set as per the Government decision.

GRANT No. 21—SOCIAL WELFARE (All voted)—contd.

Heads		Total grant	Actual expenditure (in lakh of rupees)	Excess+ Saving—
(x)	2225.03.190(2) Financial assistance to Pondicherry Backward Classes and Minorities Development Corporation (1) Puducherry Region (Plan)			
	O	81.00		
	R	1,25.00		
		2,06.00	2,06.00	...
Provision of funds by re-appropriation in March 2010 was due to grant of more educational loan for backward class and most backward class students.				
(xi)	2235.02.103(7) Women's Development Corporation (1) Puducherry Region (Plan)			
	O	19,49.94		
	S	21.34		
	R	3,34.91		
		23,06.19	23,06.19	...
Provision of funds under Supplementary Grant was due to more demand of grants consequent upon the implementation of Sixth Central Pay Commission recommendations. Provision of funds by re-appropriation in March 2010 was due to starting up of new schemes by Women's Development Corporation, Women's Commission.				
(xii)	2225.02.103(6) Other Programmes for welfare of women (2) Karaikal Region (Plan)			
	O	1,00.00		
	S	10.00		
	R	26.00		
		1,36.00	1,35.53	—0.47
Provision of funds under Supplementary Grant was for introduction of various new programmes for welfare of women. Provision of funds by re-appropriation during March 2010 was due to settlement of pending bills.				
(xiii)	2225.03.283(1) Grant-in-aid to local bodies/Government undertaking for construction of housing colonies for scavengers and sweepers with water borne latrines and providing of civic amenities (1) Puducherry Region (Plan)			
	O	8,40.00		
	R	7,23.57		
		15,63.57	15,63.57	...

GRANT No. 21—SOCIAL WELFARE (All voted)—*contd.*

Heads		Total grant	Actual expenditure (in lakh of rupees)	Excess+ Saving—
(xiv) 2225.03.283(1) Grant-in-aid to local bodies/Government undertaking for construction of housing colonies for scavengers and sweepers with water borne latrines and providing of civic amenities				
(2) Karaikal Region (Plan)				
O	1,00.00			
		3,00.00	2,95.05	—4.95
R	2,00.00			
(xv) 2225.03.283(1) Grant-in-aid to local bodies/Government undertaking for construction of housing colonies for scavengers and sweepers with water borne latrines and providing of civic amenities				
(4) Yanam Region (Plan)				
O	10.00			
		1,46.50	1,46.50	...
R	1,36.50			
Provision of funds by re-appropriation in March 2010 in respect of items (xiii) to (xv) above was due to increased demand from Municipalities/Commune Panchayats for construction works.				
(xvi) 2235.02.101(12) Payment of financial assistance to totally disabled persons				
(1) Puducherry Region (Plan)				
O	12,81.57			
S	10.00	14,20.67	14,20.66	—0.01
R	1,29.10			
(xvii) 2235.02.101(16) Free supply of rice to all disabled persons				
(1) Puducherry Region (Plan)				
O	1,00.00			
S	10.00	1,75.61	1,75.60	—0.01
R	65.61			

Provision of funds under Supplementary Grant and re-appropriation in March 2010 in respect of items (xvi) and (xvii) was due to increase in the number of beneficiaries.

GRANT No. 21—SOCIAL WELFARE (All voted)—*concl.*

Heads		Total grant	Actual expenditure (in lakh of rupees)	Excess+ Saving—
(xviii)	2235.02.107(3) Scheme for welfare of children in need of care and protection (1) Puducherry Region (Plan)			
	O	28.18		
	R	28.98		
		57.16	57.13	—0.03

Provision of funds by re-appropriation in March 2010 was due to increase in cost of diet and non-diet items.

GRANT No. 22—CO-OPERATION (All voted)

Major heads	Total grant	Actual expenditure	Excess+ Saving—
	₹	₹	₹
REVENUE—			
2216. Housing			
2401. Crop Husbandry			
2404. Dairy Development			
2425. Co-operation			
2851. Village and Small Industries			
2852. Industries			
Original	21,83,31,000	23,34,31,000	23,32,01,162
Supplementary	1,51,00,000		
			—2,29,838
Amount surrendered during the year			Nil
CAPITAL—			
4216. Capital Outlay on Housing			
4404. Capital Outlay on Dairy Development			
4425. Capital Outlay on Co-operation			
4435. Capital Outlay on Other Agricultural Programmes			
4851. Capital Outlay on Village and Small Industries			
4860. Capital Outlay on Consumer Industries			
6216. Loans for Housing			
6404. Loans for Dairy Development			
6851. Loans for Village and Small Industries			
Original	56,13,25,000	56,13,25,000	17,13,24,000
Amount surrendered during the year (March 2010)			—39,00,01,000
			39,00,00,000

GRANT No. 22—CO-OPERATION (All voted)—contd.

Heads	Total grant	Actual expenditure (in lakh of rupees)	Excess+ Saving—
Notes and Comments:			
CAPITAL—			
1. Savings occurred mainly under:			
(i) 4435.04.800(1) Infrastructural facilities for Co-operatives (1) Puducherry Region (Plan)			
O	13,60.00
R	—13,60.00
(ii) 4435.04.800(2) Infrastructural facilities for Co-operatives (1) Puducherry Region (Plan)			
O	2,40.00
R	—2,40.00
(iii) 6216.80.195(2) Loans to Housing Co-operatives (Negotiated Loan) (1) Puducherry Region (Plan)			
O	6,80.00
R	—6,80.00
(iv) 6216.80.195(3) Loans to Housing Co-operatives (Negotiated Loan) (1) Puducherry Region (Plan)			
O	1,20.00
R	—1,20.00
(v) 6851.109(2) Development of infrastructural facilities for Handlooms (Negotiated Loan) (1) Puducherry Region (Plan)			
O	5,95.00
R	—5,95.00

GRANT No. 22—CO-OPERATION (All voted)—concl'd.

Heads	Total grant	Actual expenditure (in lakh of rupees)	Excess+ Saving—
(vi) 6851.109(2) Development of infrastructural facilities for Handlooms (Negotiated Loan) (2) Karaikal Region (Plan)			
O	6,80.00
R	—6,80.00
(vii) 6851.109(3) Infrastructural facilities for Handlooms (Negotiated Loan) (State share)			
(1) Puducherry Region (Plan)			
O	1,05.00
R	—1,05.00
(viii) 6851.109(3) Infrastructural facilities for Handlooms (Negotiated Loan) (State share)			
(2) Karaikal Region (Plan)			
O	1,20.00
R	—1,20.00

Withdrawal of funds by re-appropriation in March 2010 in respect of items (i) to (viii) above was due to non-materialisation of Negotiated Loans as proposed.

GRANT No. 23-STATISTICS (All voted)

Major head	Total grant	Actual expenditure	Excess+ Saving—
	₹	₹	₹
REVENUE—			
3454. Census, Surveys and Statistics			
Original	2,87,18,000	3,16,83,284	—4,79,716
Supplementary	34,45,000		
Total			
	3,21,63,000		
Amount surrendered during the year			Nil

Notes and Comments:

REVENUE—

1. Though there was a saving of ₹ 4.80 lakh, no amount was surrendered.
2. In view of saving of ₹ 4.80 lakh, Supplementary grant of ₹ 34.45 lakh proved excessive to that extent.
3. Savings occurred mainly under:

Heads	Total grant	Actual expenditure	Excess+ Saving—
		(in lakh of rupees)	
(i) 3454.02.800(1) Agricultural Census			
(1) Puducherry Region (CSS)			
O	36.27	15.24	—0.15
R	—20.88		
Total			
	15.39		
(ii) 3454.02.800(8) Survey of non-profit institutions			
(1) Puducherry Region (CSS)			
O	12.65	0.13	—2.12
R	—10.40		
Total			
	2.25		

Withdrawal of funds by re-appropriation in March 2010 was due to non-implementation of the Scheme.

Withdrawal of funds by re-appropriation in March 2010 was due to non-payment of honorarium.

GRANT No. 23—STATISTICS (All voted)—concl.

Heads		Total grant	Actual expenditure (in lakh of rupees)	Excess+ Saving—
2. The savings mentioned above were partly counter-balanced by excesses hereunder:				
(i)	3454.02.001(1) Directorate of Economics and Statistics (1) Puducherry Region (Non-Plan)			
	O	1,48.60		
	S	34.45	2,01.47	2,00.77
	R	18.42		—0.70
(ii)	3454.02.001(1) Directorate of Economics and Statistics (2) Karaikal Region (Non-Plan)			
	O	43.95		
			49.55	49.34
	R	5.60		—0.21
(iii)	3454.02.800(3) Suspense to Crop Statistics (1) Puducherry Region (CSS)			
	O	4.28		
			9.65	9.34
	R	5.37		—0.31

Provision of funds by Supplementary Grant in respect of item (i) and by re-appropriation in March 2010 in respect of items (i) to (iii) above was due to payment of Sixth Central Pay Commission arrears and transfer of Evaluation Cell from the Planning and Research Department to the Directorate of Economics and Statistics.

GRANT No. 24—AGRICULTURE (All voted)

Major heads	Total grant	Actual expenditure	Excess+ Saving—
	₹	₹	₹
REVENUE—			
2245. Relief on Account of Natural Calamities			
2401. Crop Husbandry			
2402. Soil and Water Conservation			
2406. Forestry and Wildlife			
2415. Agricultural Research and Education			
2435. Other Agricultural Programmes			
2702. Minor Irrigation			
Voted—			
Original	69,43,14,000	69,43,14,000	61,57,33,640 —7,85,80,360
Amount surrendered during the year (March 2010)			7,61,68,000
CAPITAL—			
4401. Capital Outlay on Crop Husbandry			
Supplementary	3,00,00,000	3,00,00,000	3,00,00,000 ...
Amount surrendered during the year			Nil

GRANT No. 24—AGRICULTURE (All voted)—*contd.*

Heads	Total grant	Actual expenditure (in lakh of rupees)	Excess+ Saving—
Notes and Comments:			
REVENUE—			
1. Savings occurred mainly under:			
(i) 2245.02.101(1) Relief to farmers due to sudden rainfall			
(1) Puducherry Region (Non-Plan)			
O	1,09.70
R	—1,09.70
(ii) 2245.02.101(1) Relief to farmers due to sudden rainfall			
(2) Karaikal Region (Non-Plan)			
O	1,30.00
R	—1,30.00
Withdrawal of funds by re-appropriation in March 2010 in respect of items (i) and (ii) above was due to non-occurrence of natural calamity.			
(iii) 2401.800(8) Share capital contribution for infrastructural facilities to PASIC Ltd. (Negotiated Loan)			
(1) Puducherry Region (Plan)			
O	8,50.00
R	—8,50.00
(iv) 2401.800(9) Share capital contribution for infrastructural facilities to PASIC Ltd. (Negotiated Loan) (State share)			
(1) Puducherry Region (Plan)			
O	1,50.00
R	—1,50.00
Withdrawal of funds by re-appropriation in March 2010 in respect of items (iii) and (iv) above was due to non-materialisation of NABARD loan.			

GRANT No. 24—AGRICULTURE (All voted)—contd.

Heads		Total grant	Actual expenditure (in lakh of rupees)	Excess+ Saving—
(v)	2702.02.789(1) State Ground Water Unit			
	(1) Puducherry Region (Plan)			
	O	15.00		
	R	—5.00		
		10.00	9.77	—0.23
Withdrawal of funds by re-appropriation in March 2010 was due to non-receipt of sufficient number of applications from Scheduled caste farmers for availing subsidy.				
2. The savings mentioned above were partly counter-balanced by excesses hereunder:				
(i)	2401.001(1) Agriculture Department			
	(1) Puducherry Region (Non-Plan)			
	O	1,64.11		
	R	20.56		
		1,84.67	1,84.38	—0.29
(ii)	2401.001(1) Agriculture Department			
	(2) Karaikal Region (Non-Plan)			
	O	1,12.35		
	R	27.87		
		1,40.22	1,40.20	—0.02
(iii)	2401.109(3) Integrated Extension Project under Training and Visit System Division I & II			
	(1) Puducherry Region (Non-Plan)			
	O	4,21.67		
	R	64.62		
		4,86.29	4,86.17	—0.12
(iv)	2401.113(1) Soil Conservation			
	(1) Puducherry Region (Non-Plan)			
	O	95.35		
	R	25.81		
		1,21.16	1,20.61	—0.55
(v)	2401.113(2) Government Agricultural Engineering Workshop			
	(1) Puducherry Region (Non-Plan)			
	O	72.00		
	R	20.94		
		92.94	92.22	—0.72

GRANT No. 24—AGRICULTURE (All voted)—*contd.*

Heads		Total grant	Actual expenditure (in lakh of rupees)	Excess+ Saving—
(vi)	2401.119(1) Integrated Scheme for the Development of Horticultural crops (1) Puducherry Region (Plan)			
	O	2,00.00		
		2,28.00	2,21.39	—6.61
	R	28.00		
(vii)	2401.119(1) Integrated Scheme for the Development of Horticultural crops (2) Karaikal Region (Plan)			
	O	74.45		
		99.61	99.44	—0.17
	R	25.16		
(viii)	2401.119(2) Horticulture Development Scheme (1) Puducherry Region (Plan)			
	O	1,03.71		
		1,28.02	1,26.45	—1.57
	R	24.31		
(ix)	2415.01.277(1) Assistance to Krishi Vigyan Kendra (1) Puducherry Region (Plan)			
	O	3,44.00		
		3,71.00	3,71.00	...
	R	27.00		
(x)	2415.01.277(1) Assistance to Krishi Vigyan Kendra (2) Karaikal Region (Non-Plan)			
	O	67.00		
		85.74	85.74	...
	R	18.74		
(xi)	2435.01.101(2) Development of Agricultural Marketing (1) Puducherry Region (Plan)			
	O	1,85.70		
		2,35.70	2,35.70	...
	R	50.00		

GRANT No. 24—AGRICULTURE (All voted)—concl'd.

Heads		Total grant	Actual expenditure (in lakh of rupees)	Excess+ Saving—
(xii)	2702.02.001(2) State Ground Water Unit (1) Puducherry Region (Non-Plan)			
	O	1,37.30		
	R	36.61		
		1,73.91	1,72.32	—1.59
(xiii)	2702.02.001(2) State Ground Water Unit (2) Karaikal Region (Non-Plan)			
	O	8.35		
	R	2.95		
		11.30	11.29	—0.01
<p>Provision of funds by re-appropriation in March 2010 in respect of items (i) to (xiii) above was due to payment of 30% arrears on account of implementation of Sixth Central Pay Commission recommendations.</p>				
(xiv)	2702.02.001(1) State Ground Water Unit (1) Puducherry Region (Plan)			
	O	1,25.17		
	R	70.00		
		1,95.17	1,91.43	—3.74

Provision of funds by re-appropriation in March 2010 was due to more number of applications from farmers for laying of underground pipelines and payment of 30% Sixth Central Pay Commission arrears.

GRANT No. 25—ANIMAL HUSBANDRY (All voted)

Major head	Total grant	Actual expenditure	Excess+ Saving—
	₹	₹	₹
REVENUE—			
2403. Animal Husbandry			
Original	37,03,86,000	28,33,56,614	—8,70,29,386
Amount surrendered during the year (March 2010)			8,49,46,000

Notes and Comments:

1. Savings occurred mainly under:

Heads	Total grant	Actual expenditure (in lakh of rupees)	Excess+ Saving—
(i) 2403.113(4) 18th Quinquennial Livestock Census (1) Puducherry Region (CSS)			
O	39.98		
R	—27.98		
	12.00	1.56	—10.44
Withdrawal of funds by re-appropriation in March 2010 was due to non-implementation of scheme.			
(ii) 2403.800(3) Development of infrastructural facilities (Negotiated Loan) (1) Puducherry Region (Plan)			
O	8,50.00		
R	—8,50.00		

(iii) 2403.800(4) Development of infrastructural facilities (Negotiated Loan) (State share) (1) Puducherry Region (Plan)			
O	1,50.00		
R	—1,50.00		

Withdrawal of funds by re-appropriation in March 2010 in respect of items (ii) and (iii) above was due to non-materialisation of Negotiated Loan.

GRANT No. 25—ANIMAL HUSBANDRY (All voted)—*contd.*

Heads	Total grant	Actual expenditure (in lakh of rupees)	Excess+ Saving—
2. The savings mentioned above were partly counter-balanced by excesses hereunder:			
(i) 2403.001(5) Animal Husbandry, Administration, Extension, Education, Training, Publicity and Marketing			
(1) Puducherry Region (Plan)			
O	30.48		
		36.66	36.30
R	6.18		—0.36
(ii) 2403.101(1) Veterinary Hospitals, dispensaries and first aid centres			
(1) Puducherry Region (Non-Plan)			
O	1,56.22		
		1,72.15	1,71.93
R	15.93		—0.22
(iii) 2403.101(1) Veterinary Hospitals, dispensaries and first aid centres			
(2) Karaikal Region (Non-Plan)			
O	59.05		
		64.13	64.11
R	5.08		—0.02
(iv) 2403.101(8) Veterinary Health Services, Medical Stores and Vaccine Depot, Animal Disease Diagnostic and Intelligence Unit			
(1) Puducherry Region (Plan)			
O	2,43.83		
		3,59.39	3,58.66
R	1,15.56		—0.73
(v) 2403.101(8) Veterinary Health Services, Medical Stores and Vaccine Depot, Animal Disease Diagnostic and Intelligence Unit			
(2) Karaikal Region (Plan)			
O	49.94		
		55.98	55.90
R	6.04		—0.08

GRANT No. 25—ANIMAL HUSBANDRY (All voted)—concl'd.

Heads	Total grant	Actual expenditure (in lakh of rupees)	Excess+ Saving—
(vi) 2403.102(1) Key Village Blocks Units, Frozen Semen Bank and Integrated Cross Breeding System (1) Puducherry Region (Non-Plan)			
O 1,54.95	2,22.80	2,22.23	—0.57
R 67.85			
(vii) 2403.102(1) Key Village Blocks Units, Frozen Semen Bank and Integrated Cross Breeding System (2) Karaikal Region (Plan)			
O 49.10	63.29	63.02	—0.27
R 14.19			
(viii) 2403.113(1) Statistical Cell (1) Puducherry Region (Non-Plan)			
O 26.55	32.51	32.46	—0.05
R 5.96			
Provision of funds by re-appropriation in March 2010 in respect of items (i) to (viii) was due to payment of 30 percent arrears on account of implementation of Sixth Central Pay Commission recommendations.			
(ix) 2403.101(9) Development of Veterinary College (1) Puducherry Region (Plan)			
O 7,24.00	7,35.54	7,35.54	...
R 11.54			

Provision of funds by re-appropriation in March 2010 was due to release of grants to Veterinary College towards implementation of Sixth Central Pay Commission recommendations.

GRANT No. 26—FISHERIES (All voted)

Major heads	Total grant	Actual expenditure	Excess+ Saving—
	₹	₹	₹
REVENUE—			
2405. Fisheries			
Original	23,43,78,000	25,06,43,696	—3,04,43,304
Supplementary	4,67,09,000		
Amount surrendered during the year			Nil
CAPITAL—			
4405. Capital Outlay on Fisheries			
6405. Loans for Fisheries			
Original	4,35,000	4,30,000	—5,000
Amount surrendered during the year (March 2010)			5,000

GRANT No. 26—FISHERIES (All voted)—*contd.*

Notes and Comments:

1. In view of saving of ₹ 3.04 crore, Supplementary Grant of ₹ 4.67 crore proved excessive to that extent.

2. Though there was a saving of ₹ 3.04 crore, no amount was surrendered.

3. Savings occurred mainly under:

Heads	Total grant	Actual expenditure (in lakh of rupees)	Excess+ Saving—
(i) 2405.101(2) Development of fresh water Aquaculture and setting up of Aquarium, Ornamental Fish Breeding Centre			
(1) Puducherry Region (Plan)			
O 36.20			
S 5.82	32.99	32.89	—0.10
R —9.03			
Though funds were provided under Supplementary Grant for carrying out renovation work of Aquarium, funds were withdrawn by re-appropriation in March 2010 as the work was not taken up and non-payment of wages to the staff working in Aquarium.			
(ii) 2405.109(2) Information, Publicity, Training of fishermen and fisherwomen			
(2) Karaikal Region (Plan)			
O 45.18			
R —41.96	3.22	3.21	—0.01
(iii) 2405.120(3) Strengthening of Fisheries Co-operative Institutions			
(1) Puducherry Region (Plan)			
O 1,00.33			
R —12.53	87.80	87.77	—0.03

Funds were withdrawn by re-appropriation in March 2010 in respect of items (ii) and (iii) as release of one time grant to Fisheries Co-operatives had not materialised.

GRANT No. 26—FISHERIES (All voted)—contd.

	Heads	Total grant	Actual expenditure (in lakh of rupees)	Excess+ Saving—
(iv)	2405.800(3) Development of shorebased facilities, ice plants, Service unit, infrastructural facilities and quick transport facilities (1) Puducherry Region (Plan)			
	O	46.36		
	R	—19.11	27.25	27.06
				—0.19
	Withdrawal of funds by re-appropriation in March 2010 was due to non-purchase of motor vehicles and non-payment of grant-in-aid to Societies.			
(v)	2405.800(7) Development of Coastal fisheries through motorisation of traditional crafts (1) Puducherry Region (CSS)			
	O	21.40		
	S	1.80	23.20	...
				—23.20
(vi)	2405.800(10) Strengthening of Data base and information Networking for the Fisheries Sector (1) Puducherry Region (CSS)			
	O	0.01		
	S	4.99	5.00	...
				—5.00
(vii)	2405.800(12) Development of Model Fishing Village (4) Yanam Region (CSS)			
	S	2,50.00	2,50.00	...
				—2,50.00
(viii)	2405.800(13) Issuance of Biometric cards to Marine Fishermen (1) Puducherry Region (CSS)			
	S	20.00	20.00	...
				—20.00

Provision of funds under Supplementary grant in March 2010 in respect of items (v) to (viii) was due to approval of schemes by Government of India after finalisation of budget. Reasons for the final saving were not furnished by the Department.

GRANT No. 26—FISHERIES (All voted)—*contd.*

Heads	Total grant	Actual expenditure (in lakh of rupees)	Excess+ Saving—
2. The savings mentioned above were partly counter-balanced by excesses hereunder:			
(i) 2405.103(5) Development of marine fisheries through mechanisation and reimbursement of Sales Tax on HSD oil and assistance to small scale fishermen			
(1) Puducherry Region (Plan)			
O	2,66.71		
S	1.78	2,96.85	2,96.77
R	28.36		—0.08

Provision of funds by re-appropriation in March 2010 was due to receipt of more number of applications from fishermen towards procurement of Steamers and boats.

(ii) 2405.800(3) Development of Shorebased facilities, ice plants, service unit, infrastructural facilities and quick transport facilities			
(2) Karaikal Region (Plan)			
O	5.75		
		9.22	9.20
R	3.47		—0.02

Provision of funds by re-appropriation in March 2010 was due to receipt of more number of applications towards purchase of fish transport vehicles.

(iii) 2405.800(3) Development of Shorebased facilities, ice plants, service unit, infrastructural facilities and quick transport facilities			
(4) Yanam Region (Plan)			
O	3.76		
		7.46	7.44
R	3.70		—0.02

Provision of funds by re-appropriation in March 2010 was due to release of 50% subsidy for purchase of mini torch to fishermen.

GRANT No. 26—FISHERIES (All. voted)—concl'd.

Heads	Total grant	Actual expenditure (in lakh of rupees)	Excess+ Saving—
(iv) 2405.800(4) Welfare and relief for fishermen during lean seasons and natural calamities			
(1) Puducherry Region (Plan)			
O	12,26.50		
	12,74.45	12,69.73	—4.72
R	47.95		

Provision of funds by re-appropriation in March 2010 was due to clearance of pending applications to extend financial assistance for loss of crafts and tackles through Societies.

GRANT No. 27—COMMUNITY DEVELOPMENT (All voted)

Major heads	Total grant	Actual expenditure	Excess+ Saving—
	₹	₹	₹
REVENUE—			
2216. Housing			
2236. Nutrition			
2501. Special Programme for Rural Development			
2515. Other Rural Development Programmes			
Original	8,59,72,000	8,59,72,000	7,69,53,317 —90,18,683
Amount surrendered during the year (March 2010)			60,92,000

Notes and Comments:

1. Though there was a saving of ₹ 90.19 lakh, only ₹ 60.92 lakh was surrendered.
2. Savings occurred mainly under:

Heads	Total grant	Actual expenditure	Excess+ Saving—
		(in lakh of rupees)	
(i) 2515.102(2) Block Development Offices			
(1) Puducherry Region (Plan)			
O	2,89.32	2,02.87	—0.66
R	—85.79		
	2,03.53		

Funds were withdrawn by re-appropriation/surrender in March 2010 as payment of 6th Central Pay Commission arrears to staff was not made.

(ii) 2515.789(2) Strengthening of Mahila/ Yuvak Mandals			
(1) Puducherry Region (Plan)			
O	44.45	38.88	—0.51
R	—5.06		
	39.39		

Withdrawal of funds by re-appropriation in March 2010 was due to non-execution of civil works as proposed.

GRANT No. 27—COMMUNITY DEVELOPMENT (All voted)—*concl'd.*

Heads		Total grant	Actual expenditure (in lakh of rupees)	Excess+ Saving—
(iii)	2515.800(6) Puducherry Rural Employment Guarantee Scheme (NREGS - State share) (2) Karaikal Region (Plan)			
	O	50.00
	R	—50.00
Withdrawal of funds by re-appropriation in March 2010 was due to non-payment of unemployment allowances.				
3. The savings mentioned above were partly counter-balanced by excesses hereunder:				
(i)	2515.001(1) Directorate of Community Development (1) Puducherry Region (Non-Plan)			
	O	14.62	25.93	—0.14
	R	11.31	25.79	—0.14
(ii)	2515.102(1) Block Development Offices (1) Puducherry Region (Non-Plan)			
	O	1,50.30	1,83.06	—0.81
	R	32.76	1,82.25	—0.81
(iii)	2515.102(1) Block Development Offices (3) Mahe Region (Non-Plan)			
	O	23.25	30.94	—0.09
	R	7.69	30.85	—0.09

Provision of funds by re-appropriation in March 2010 in respect of items (i) to (iii) was due to payment of arrears on account of implementation of Sixth Central Pay Commission recommendations.

GRANT No. 28—INDUSTRIES (All voted)

Major heads	Total grant	Actual expenditure	Excess+ Saving—
	₹	₹	₹
REVENUE—			
2851. Village and Small Industries			
2852. Industries			
Original	69,04,80,000	27,10,73,273	—41,94,06,727
Amount surrendered during the year (March 2010)			41,82,99,000
CAPITAL—			
4860. Capital Outlay on Consumer Industries			
4885. Other Capital Outlay on Industries and Minerals			
Original	37,00,01,000		
Supplementary	19,04,61,000		
	56,04,62,000	56,04,60,000	—2,000
Amount surrendered during the year			Nil

Notes and Comments:

REVENUE—

1. Savings occurred mainly under:

Heads	Total grant	Actual expenditure	Excess+ Saving—
		(in lakh of rupees)	
(i) 2851.003(1) Training			
(1) Puducherry Region (Plan)			
O	2,08.78		
	1,27.68	1,27.55	—0.13
R	—81.10		
(ii) 2851.789(1) Training			
(1) Puducherry Region (Plan)			
O	62.70		
	29.25	29.24	—0.01
R	—33.45		

Withdrawal of funds by re-appropriation in March 2010 in respect of items (i) to (ii) above was due to non-conduct of trainings.

GRANT No. 28—INDUSTRIES (All voted)—contd.

Heads		Total grant	Actual expenditure (in lakh of rupees)	Excess+ Saving—
(ii)	2851.800(6) Motivation of entrepreneurs to start industries and fiscal assistance to industries			
	(1) Puducherry Region (Plan)			
	O	3,75.00		
	R	—93.00	2,82.00	2,82.00
				...
Funds withdrawn by re-appropriation in March 2010 was diverted to Pondicherry Textile Corporation. Reasons necessitated for diversion of funds were not furnished by the Department.				
(iv)	2851.800(8) Promotional campaign for attracting foreign investment			
	(1) Puducherry Region (Plan)			
	O	20.00		
	R	—19.99	0.01	—0.01
Withdrawal of funds by re-appropriation in March 2010 was due to non-participation in the Pravasi Bharathiya Divas 2010.				
(v)	2851.800(12) Financial Assistance to PTC for working capital modernisation of the mill and VRs Scheme (Negotiated Loan)			
	(1) Puducherry Region (Plan)			
	O	32,00.00		
	R	—32,00.00
(vi)	2851.800(13) Financial Assistance to PTC for working capital modernisation of the mill and VRs Scheme (Negotiated Loan) (State share)			
	(1) Puducherry Region (Plan)			
	O	5,40.00		
	R	—5,40.00

GRANT No. 28—INDUSTRIES (All voted)—concl'd.

Heads	Total grant	Actual expenditure (in lakh of rupees)	Excess+ Saving—
(vii) 2851.800(14) Financial assistance to Swadeshi/Bharathee Textiles Limited for working capital, modernisation and VRs scheme (Negotiated Loan) (1) Puducherry Region (Plan)			
O	7,10.00
R	—7,10.00

Withdrawal of funds by re-appropriation/surrender in March 2010 was due to non-materialisation of Negotiated Loan.

(viii) 2851.800(15) Financial assistance to Swadeshi/Bharathee Textiles Limited for working capital, modernisation and VRs scheme (Negotiated Loan) (State share) (1) Puducherry Region (Plan)			
O	1,50.00
R	—1,50.00

Withdrawal of funds by re-appropriation in March 2010 was due to non-materialisation of Negotiated Loan and State share.

2. The savings mentioned above were partly counter-balanced by excesses hereunder:

(i) 2851.800(3) Upgradation of data base Quinquennial census, Survey studies (1) Puducherry Region (CSS)				
R	5.00	5.00	4.00	—1.00

Provision of funds by re-appropriation in March 2010 was due to payment of honorarium for the staff engaged in All India Survey of Industries.

(ii) 2852.08.202(2) Assistance to Pondicherry Textile Corporation (1) Puducherry Region (Plan)				
R	7,00.00	7,00.00	7,00.00

Provision of funds by re-appropriation in March 2010 was due to implementation of Voluntary Retirement scheme in Pondicherry Textile Corporation Limited.

GRANT No. 29—ELECTRICITY

Major heads	Total grant or appropriation	Actual expenditure	Excess+ Saving—
	₹	₹	₹
REVENUE—			
2801. Power			
3425. Other Scientific Research			
Voted—			
Original	5,26,29,80,000	5,97,71,69,000	5,97,71,40,509
Supplementary	71,41,89,000		
			—28,491
Amount surrendered during the year			Nil
Charged—			
Original	3,00,000	16,39,000	16,38,171
Supplementary	13,39,000		
			—829
Amount surrendered during the year			Nil
CAPITAL—			
4801. Capital Outlay on Power Projects			
Voted—			
Original	1,64,91,10,000	1,64,91,10,000	63,15,38,753
			—1,01,75,71,247
Amount surrendered during the year (March 2010)			1,01,74,78,000

GRANT No. 29—ELECTRICITY—contd.

Notes and Comments:

CAPITAL—

1. Savings occurred mainly under:

Heads	Total grant	Actual expenditure (in lakh of rupees)	Excess+ Saving—
(i) 4801.05.799(1) Suspense			
(1) Puducherry Region (Non-Plan)			
O 24,92.05	11,92.05	11,92.05	...
R —13,00.00			

Withdrawal of funds by re-appropriation in March 2010 was due to non-execution of new works.

(ii) 4801.05.800(1) Providing additional primary main sub-station and EHT lines			
(4) Yanam Region (Non-Plan)			
O 62.50	52.43	52.42	—0.01
R —10.07			

Withdrawal of funds by re-appropriation in March 2010 was due to non-claiming of overtime allowance, less claim of travelling allowance and non-recruitment of apprentices.

(iii) 4801.05.800(11) Providing meters for all consumers under 100% metering programme			
(1) Puducherry Region (Plan)			
O 34.25	10.91	10.91	...
R —23.34			

(iv) 4801.05.800(14) Creation of infrastructural facilities in the Tsunami affected areas			
(1) Puducherry Region (Plan)			
O 2,13.00	2,01.50	2,01.50	...
R —11.50			

Withdrawal of funds by re-appropriation in March 2010 in respect of items (iii) and (iv) above was due to non-execution of work.

GRANT No. 29—ELECTRICITY—contd.

Heads	Total grant	Actual expenditure	Excess+ Saving—
		(in lakh of rupees)	
(v) 4801.05.800(30) Conversion of HT overhead lines into underground cable system and formation of 11 kv ring main system (Negotiated Loan)			
(1) Puducherry Region (Plan)			
O 2,90.00
R —2,90.00			
(vi) 4801.05.800(31) Conversion of HT overhead lines into underground cable system and formation of 11 kv ring main system (Negotiated Loan) (State share)			
(1) Puducherry Region (Plan)			
O 60.00
R —60.00			
(vii) 4801.05.800(32) Upgradation of the existing primary main SS and providing new primary main SS and EHT lines (Negotiated Loan)			
(1) Puducherry Region (Plan)			
O 60,10.00
R —60,10.00			
(viii) 4801.05.800(33) Upgradation of the existing primary main SS and providing new primary main SS and EHT lines (Negotiated Loan) (State share)			
(1) Puducherry Region (Plan)			
O 10,40.00
R —10,40.00			
(ix) 4801.05.800(34) Establishment of 3rd 230 KV Auto Sub-station (Negotiated Loan)			
(1) Puducherry Region (Plan)			
O 17,00.00
R —17,00.00			

GRANT No. 29—ELECTRICITY—*contd.*

Heads		Total grant	Actual expenditure (in lakh of rupees)	Excess+ Saving—
(x)	4801.05.800(35) Establishment of 3rd 230 KV Auto sub-station (Negotiated Loan) (State share) (1) Puducherry Region (Plan)			
	O	3,00.00
	R	—3,00.00
(xi)	4801.05.800(36) Erection of 230 KV lines from Villianur 230 KV sub-station to the proposed 230 KV sub-station (Negotiated Loan) (1) Puducherry Region (Plan)			
	O	5,00.00
	R	—5,00.00
(xii)	4801.05.800(37) Erection of 230 KV lines from Villianur 230 KV sub-station to the proposed 230 KV sub-station (Negotiated Loan) (State share) (1) Puducherry Region (Plan)			
	O	1,00.00
	R	—1,00.00

Withdrawal of funds by re-appropriation in March 2010 in respect of items (v) to (xii) above was due to non-availing of Negotiated Loan.

2. The savings mentioned above were partly counter-balanced by excesses hereunder:

(i)	4801.05.800(2) Extension and Development of power supply to Industries (1) Puducherry Region (Plan)			
	O	2.60.00	2,66.02	—0.01
	R	6.02		

GRANT No. 29—ELECTRICITY—contd.

Heads		Total grant	Actual expenditure (in lakh of rupees)	Excess+ Saving—
(ii)	4801.05.800(3) Extension and Development of power supply to Agricultural, Domestic and Commercial Services			
	(1) Puducherry Region (Plan)			
O	3,85.10	4,02.44	4,02.39	—0.05
R	17.34			
(iii)	4801.05.800(6) System improvement for reduction of Transmission and distribution losses			
	(1) Puducherry Region (Plan)			
O	4,29.75	4,40.79	4,40.74	—0.05
R	11.04			
(iv)	4801.05.800(6) System improvement for reduction of Transmission and distribution losses			
	(2) Karaikal Region (Plan)			
O	76.75	78.23	78.22	—0.01
R	1.48			
(v)	4801.05.800(7) Erection of 230 KV/110 KV Sub-Station at Bahour			
	(1) Puducherry Region (Plan)			
O	66.00	72.60	72.59	—0.01
R	6.60			
(vi)	4801.05.800(8) Conversion of HT overhead lines into underground cable system and formation of 11 KV Ring Main System			
	(1) Puducherry Region (Plan)			
O	1,27.84	1,50.69	1,50.68	—0.01
R	22.85			

GRANT No. 29—ELECTRICITY—contd.

Heads	Total grant	Actual expenditure (in lakh of rupees)	Excess+ Saving—
(vii) 4801.05.800(9) Upgradation of the existing primary main SS and providing new primary main SS and EHT lines (2) Karaikal Region (Plan)			
O 4,37.20	5,50.48	5,49.88	-0.60
R 1,13.28			
(viii) 4801.05.800(11) Providing meters for all consumers under 100% metering programme (2) Karaikal Region (Plan)			
O 5.00	13.00	13.00	...
R 8.00			
(ix) 4801.05.800(12) Establishment of 3rd 230 KV Auto Sub-Station (1) Puducherry Region (Plan)			
O 2,56.85	12,46.32	12,46.32	...
R 9,89.47			
(x) 4801.05.800(14) Creation of infrastructural facilities in Tsunami affected areas (1) Puducherry Region (Plan)			
O 37.00	48.50	48.50	...
R 11.50			

Provision of funds by re-appropriation in March 2010 in respect of items (i) to (x) above was due to payment of 30% arrears on account of implementation of Sixth Central Pay Commission recommendations.

GRANT No. 29—ELECTRICITY—concl.

SUSPENSE:

The expenditure under the grant includes ₹ 11,99.99 lakh debited to the head "Suspense". The nature of transactions under the head "Suspense" has been explained in note below Grant No. 16-Public Works.

Heads	Balance as on 1 April 2009	Debits during 2009-2010	Credits during 2009-2010	Balance as on 31 March 2010
		(in lakh of rupees)		
CAPITAL—				
Stock	19,98.22	11,99.99	16,07.20	15,91.01
Workshop Suspense	10.63	10.63 *
Total	20,08.85	11,99.99	16,07.20	16,01.64

* The amount of ₹ 10.63 lakh being the difference between Finance Accounts and Appropriation Accounts is under reconciliation.

GRANT No. 30—PORTS AND PILOTAGE (All voted)

Major heads	Total grant	Actual expenditure	Excess+ Saving—
	₹	₹	₹
REVENUE—			
3051. Ports and Light Houses			
Original	96,15,000	96,83,399	—11,601
Supplementary	80,000		
Amount surrendered during the year			Nil
CAPITAL—			
5051. Capital Outlay on Ports and Light Houses			
Original	3,74,00,000	3,86,78,811	—21,189
Supplementary	13,00,000		
Amount surrendered during the year			Nil

GRANT No. 31—LOANS TO GOVERNMENT SERVANTS (All voted)

Major head	Total grant	Actual expenditure	Excess+ Saving—
	₹	₹	₹
CAPITAL—			
7610. Loans to Government Servants, etc.			
Original	2,96,20,000	2,15,53,150	—80,66,850
Amount surrendered during the year (March 2010)			80,20,000

Notes and Comments:

Heads	Total grant	Actual expenditure	Excess+ Saving—
	(in lakh of rupees)		
1. The Savings occurred mainly under:			
(i) 7610.201(1) House Building Advances			
(7) All Regions (Non-Plan)			
O	15.00
R	—15.00
(ii) 7610.202(1) Advances for purchase of Motor Conveyances			
(7) All Regions (Non-Plan)			
O	15.00	3.15	3.14
R	—11.85		—0.01
(iii) 7610.202(2) Advances for purchase of other motor Conveyances			
(7) All Regions (Non-Plan)			
O	1,23.00	1,19.32	1,18.87
R	—3.68		—0.45

GRANT No. 31—LOANS TO GOVERNMENT SERVANTS (All voted)—*concl.*

Heads	Total grant	Actual expenditure	Excess+ Saving—
		(in lakh of rupees)	
(iv) 7610.204(1) Advances for purchase of computers			
(7) All Regions (Non-Plan)			
O	1,23.20	73.61	—0.01
R	—49.59	73.60	

Withdrawal of funds by re-appropriation/surrender in March 2010 in respect of items (i) to (iv) above were due to less demand from eligible Government servants than anticipated.

GRANT No. 32—BUILDING PROGRAMMES (All voted)

Major heads	Total grant	Actual expenditure	Excess+ Saving—
	₹	₹	₹
REVENUE—			
2202. General Education			
2205. Art and Culture			
2210. Medical and Public Health			
2225. Welfare of Scheduled Castes, Scheduled Tribes and Other Backward Classes			
2230. Labour and Employment			
2235. Social Security and Welfare			
2401. Crop Husbandry			
2403. Animal Husbandry			
2405. Fisheries			
2801. Power			
2851. Village and Small Industries			
3452. Tourism			
Original	15,76,50,000 *	15,76,50,000	12,06,37,392 —3,70,12,608
Amount surrendered during the year (March 2010)			87,67,000
CAPITAL—			
4055. Capital Outlay on Police			
4202. Capital Outlay on Education, Sports, Art and Culture			
4210. Capital Outlay on Medical and Public Health			
4225. Capital Outlay on Welfare of Scheduled Castes, Scheduled Tribes and Other Backward Classes			
4235. Capital Outlay on Social Security and Welfare			
4250. Capital Outlay on Other Social Services			
4401. Capital Outlay on Crop Husbandry			
4405. Capital Outlay on Fisheries			
4801. Capital Outlay on Power Projects			
5452. Capital Outlay on Tourism			
Original	1,58,89,92,000 *	1,58,89,92,000	59,39,10,487 —99,50,81,513
Amount surrendered during the year (March 2010)			98,24,30,000

* Out of the total provision of ₹ 15,76,50,000 under Revenue Section, a sum of ₹ 1,54,89,000 was transferred to Capital Section vide Re-appropriation orders of the Finance Department, Government of Puducherry.

GRANT No. 32—BUILDING PROGRAMMES (All voted)—*contd.*

Notes and Comments:

REVENUE—

1. Though there was a saving of ₹ 2.15 crore, only ₹ 87.67 lakh was surrendered.
2. Savings occurred mainly under:

Heads	Total grant	Actual expenditure (in lakh of rupees)	Excess+ Saving—
(i) 2405.800(3) Construction of Fishing Harbour (Negotiated Loan) (2) Karaikal Region (Plan)			
O	7,65.00		
	5,25.11	4,39.91	—85.20
R	—2,39.89		
(ii) 2405.800(4) Construction of Fishing Harbour (Negotiated Loan) (State share) (2) Karaikal Region (Plan)			
O	1,35.00		
	1,20.00	77.63	—42.37
R	—15.00		

Withdrawal of funds by re-appropriation in March 2010 in respect of items (i) and (ii) above was due to non-availing of Negotiated Loans.

2. The savings mentioned above were partly counterbalanced by excesses as hereunder:

(i) 2205.106(1) Archaeological Museums (1) Puducherry Region (Plan)			
O	8.00		
	11.11	11.11	...
R	3.11		

Provision of funds by re-appropriation in March 2010 was due to improvements on Museums.

(ii) 2205.01.110(1) Hospitals (2) Karaikal Region (Plan)			
O	6.00		
	24.00	24.00	...
R	18.00		

Provision of funds by re-appropriation in March 2010 was due to settlement of pending bills for completed work in Government General Hospital.

GRANT No. 32—BUILDING PROGRAMMES (All voted)—*contd.*

Heads		Total grant	Actual expenditure (in lakh of rupees)	Excess+ Saving—
(iii)	2210.01.110(2) Rural Dispensaries (BMS) (1) Puducherry Region (Plan)			
	O	5.00		
	R	2.00		
		7.00	7.00	...
(iv)	2210.01.110(2) Rural Dispensaries (BMS) (2) Karaikal Region (Plan)			
	O	3.00		
	R	0.50		
		3.50	3.50	...
Provision of funds by re-appropriation in March 2010 was due to settlement of bills for the improvements made in rural dispensaries.				
(v)	2210.01.110(3) Primary Health Centres (1) Puducherry Region (Plan)			
	O	10.00		
	R	5.00		
		15.00	15.00	...
Provision of funds by re-appropriation in March 2010 was due to improvements made in Primary Health Centres.				
(vi)	2225.80.789(1) Hostels (1) Puducherry Region (Plan)			
	O	15.00		
	R	11.00		
		26.00	26.00	...
(vii)	2225.80.789(1) Hostels (2) Karaikal Region (Plan)			
	O	43.00		
	R	17.45		
		60.45	60.45	...

Provision of funds by re-appropriation in March 2010 in respect of items (vi) and (vii) above was due to settlement of bills towards construction of Adi-Dravidar Welfare hostels.

GRANT No. 32—BUILDING PROGRAMMES (All voted)—*contd.*

Heads		Total grant	Actual expenditure (in lakh of rupees)	Excess+ Saving—
(viii)	2225.80.800(1) Hostels (4) Yanam Region (Plan)			
	O	31.00		
			32.60	...
	R	1.60		
(ix)	2230.03.101(1) Industrial Training Institutes (1) Puducherry Region (Plan)			
	O	10.00		
			11.00	...
	R	1.00		
(x)	2230.03.101(2) Strengthening of Employment Exchange and promotion of self-employment (1) Puducherry Region (Plan)			
	O	2.00		
			12.00	...
	R	10.00		
(xi)	2235.02.101(2) Home for orthopaedically handicapped children (1) Puducherry Region (Plan)			
	O	8.00		
			16.52	...
	R	8.52		
(xii)	2235.02.800(2) Observation Home and Special School for Juvenile Delinquents (1) Puducherry Region (Plan)			
	O	2.00		
			4.25	...
	R	2.25		
(xiii)	2403.101(1) Veterinary Polyclinics, hospitals, dispensaries and first-aid centres (1) Puducherry Region (Plan)			
	O	7.00		
			10.50	...
	R	3.50		

GRANT No: 32—BUILDING PROGRAMMES (All voted)—*contd.*

Heads		Total grant	Actual expenditure (in lakh of rupees)	Excess+ Saving—
(xiv)	2405.800(2) Infrastructural facilities in coastal fishing village (4) Yanam Region (Plan)			
	O	10.00		
	R	3.98		
		13.98	13.98	...
(xv)	3452.01.800(1) Tourist Home (2) Karaikal Region (Plan)			
	O	6.50		
	R	5.00		
		11.50	11.50	...
(xvi)	3452.01.800(1) Tourist Home (4) Yanam Region (Plan)			
	O	10.00		
	R	3.00		
		13.00	13.00	...
Provision of funds by re-appropriation in March 2010 in respect of items (viii) to (xvi) above was due to settlement of bills.				
(xvii)	2220.03.101(1) Industrial Training Institutes (1) Puducherry Region (Plan)			
	O	10.00		
	R	1.00		
		11.00	11.00	...
(xviii)	2220.03.101(2) Strengthening of Employment Exchange and promotion of self-employment (1) Puducherry Region (Plan)			
	O	2.00		
	R	10.00		
		12.00	12.00	...

Provision of funds by re-appropriation in March 2010 in respect of items (xvii) and (xviii) above was due to settlement of bills.

GRANT No. 32—BUILDING PROGRAMMES (All voted)—contd.

Notes and Comments:

CAPITAL—

1. Savings occurred mainly under:

Heads	Total grant	Actual expenditure (in lakh of rupees)	Excess+ Saving—
(i) 4210.01.110(4) Rural Dispensaries (1) Puducherry Region (Plan)			
O 60.00	20.00	20.00
R —40.00			
(ii) 4250.201(1) Industrial Training Institute (1) Puducherry Region (Plan)			
O 62.00	17.00	17.00	...
R —45.00			
Withdrawal of funds by re-appropriation in March 2010 in respect of items (i) and (ii) above was due to non-receipt of Government sanctions from client departments.			
(iii) 4202.01.202(1) Middle and Secondary Education (1) Puducherry Region (Plan)			
O 1,60.00	86.00	85.97	—0.03
R —74.00			
(iv) 4202.01.202(1) Middle and Secondary Education (2) Karaikal Region (Plan)			
O 1,25.00	95.00	95.00	...
R —30.00			
(v) 4202.01.202(2) Higher Secondary Schools (1) Puducherry Region (Plan)			
O 1,75.00	53.60	53.60	...
R —1,21.40			

GRANT No. 32—BUILDING PROGRAMMES (All voted)—*contd.*

Heads		Total grant	Actual expenditure (in lakh of rupees)	Excess+ Saving—
(vi)	4202.01.203(1) Collegiate Education (2) Karaikal Region (Plan)			
	O	1,00.00		
		50.00	50.00	...
	R	—50.00		
(vii)	4202.01.203(2) Construction of Law College			
	(1) Puducherry Region (Plan)			
	O	1,50.00		
		70.00	70.00	...
	R	—80.00		
(viii)	4202.04.800(1) Construction of Dr. Ambedkar Manimandapam.			
	(1) Puducherry Region (Plan)			
	O	40.00		
		3.49	3.49	...
	R	—36.51		
(ix)	4210.01.110(1) Hospitals			
	(1) Puducherry Region (Plan)			
	O	2,12.00		
		1,57.00	1,57.00	...
	R	—55.00		
Withdrawal of funds by re-appropriation in March 2010 in respect of items (iii) to (ix) above was due to non-issue of Government sanction for new works.				
(x)	4202.01.800(2) Creation of infrastructural facilities (Negotiated Loan)			
	(1) Puducherry Region (Plan)			
	O	63,75.00		
	
	R	—63,75.00		
(xi)	4202.01.800(2) Creation of infrastructural facilities (Negotiated Loan)			
	(2) Karaikal Region (Plan)			
	O	15,30.00		
	
	R	—15,30.00		

GRANT No. 32—BUILDING PROGRAMMES (All voted)—contd.

Heads		Total grant	Actual expenditure (in lakh of rupees)	Excess+ Saving—
(xii)	4202.01.800(3) Creation of infrastructural facilities (Negotiated Loan) (State share) (1) Puducherry Region (Plan)			
	O	11,25.00
	R	—11,25.00
(xiii)	4202.01.800(3) Creation of infrastructural facilities (Negotiated Loan) (State share) (2) Karaikal Region (Plan)			
	O	2,70.00
	R	—2,70.00
(xiv)	4202.01.800(3) Creation of infrastructural facilities (Negotiated Loan) (State share) (3) Mahe Region (Plan)			
	O	45.00
	R	—45.00
(xv)	4202.01.800(3) Creation of infrastructural facilities (Negotiated Loan) (State share) (4) Yanam Region (Plan)			
	O	60.00
	R	—60.00

Withdrawal of funds by re-appropriation in March 2010 in respect of items (x) to (xv) above was due to non-availing of Negotiated Loans.

(xvi)	4202.01.203(2) Construction of Law College (1) Puducherry Region (Plan)			
	O	1,50.00	70.00	70.00
	R	—80.00		...

Withdrawal of funds by re-appropriation in March 2010 was due to non-issue of Government sanction.

GRANT No. 32—BUILDING PROGRAMMES (All voted)—contd.

	Heads	Total grant	Actual expenditure (in lakh of rupees)	Excess+ Saving—
(xvii)	5452.01.800(6) Destination of water front Development (4) Yanam Region (CSS)			
	O	2,40.74		
	R	—72.97	1,67.77	1,21.31
				—46.46
(xviii)	5452.01.800(8) Beautification of Beach Promenade (1) Puducherry Region (CSS)			
	O	4,00.00		
	R	—80.00	3,20.00	2,85.88
				—34.12
(xix)	5452.01.800(9) Revitalisation of Gandhi Thidal and Craft Bazaar (1) Puducherry Region (CSS)			
	O	2,13.60		
	R	—93.60	1,20.00	58.60
				—61.40
(xx)	5452.01.800(10) Revitalisation of Karaikal Ammaiyar Temple (2) Karaikal Region (CSS)			
	O	2,34.11		
	R	—59.30	1,74.81	1,52.89
				—21.92
(xxi)	5452.01.800(11) Development of Recreational Park at Buddha Lake Ammaiyar Temple (4) Yanam Region (CSS)			
	O	1,82.24		
	R	—1,43.20	39.04	39.04
				...

Withdrawal of funds by re-appropriation in March 2010 in respect of items (xvii) to (xxi) above was due to non-execution of works.

GRANT No. 32—BUILDING PROGRAMMES (All voted)—concl.

Heads		Total grant	Actual expenditure (in lakh of rupees)	Excess+ Saving—
2. The savings mentioned above were partly counterbalanced by excesses as hereunder:				
(i) 4202.01.201(1) Primary Education (1) Puducherry Region (Plan)				
O	1,14.84			
		1,55.77	1,55.77	...
R	40.93			
(ii) 4202.01.201(1) Primary Education (2) Karaikal Region (Plan)				
O	50.00			
		95.00	95.00	...
R	45.00			

Provision of funds by re-appropriation in March 2010 in respect of items (i) and (ii) above was due to settlement of bills.

(iii) 4202.01.110(2) Construction of Women and Children Hospital (Tsunami) (1) Puducherry Region (Plan)				
R	11,54.89	11,54.89	11,54.89	...

Provision of funds by re-appropriation in March 2010 was to settle the pending bills.

(iv) 4235.02.789(1) Construction of Anganwadi buildings in Scheduled caste areas (1) Puducherry Region (Plan)				
R	1,00.00	1,00.00	1,00.00	...

Provision of funds by re-appropriation in March 2010 was to deposit the amount with PADCO.

GRANT No. 33—PUBLIC DEBT

Major heads		Total grant or appropriation	Actual expenditure	Excess+ Saving—
		₹	₹	₹
REVENUE—				
2048. Appropriation for reduction or avoidance of debt				
Voted—				
Original	3,00,00,000			
Supplementary	9,95,54,000	12,95,54,000	12,95,54,000	
2049. Interest Payments				
Charged—				
Original	2,99,33,56,000	2,99,33,56,000	2,87,30,58,635	—12,02,97,365
Amount surrendered during the year (March 2010)				11,99,96,000
CAPITAL—				
6004. Loans and Advances from the Central Government (Repayment)				
Charged—				
Original	1,31,14,07,000	1,31,14,07,000	1,31,13,99,542	—7,458
Amount surrendered during the year				Nil

GRANT No. 33—PUBLIC DEBT—contd.

Heads	Total grant	Actual expenditure (in lakh of rupees)	Excess+ Saving—
REVENUE—			
Charged—			
1. The Savings occurred mainly under:			
(i) 2049.01.101(1) Payment of interest for Market loans			
(7) All Regions (Non-Plan)			
O	64,34.03		
		57,64.27	57,64.27
R	—6,69.76		
Withdrawal of funds by re-appropriation/surrender in March 2010 was due to lesser cost of interest is due to actual interest based on the actual open Market loans.			
(ii) 2049.02.213(1) Commitment charges for the loan sanctioned by the World Bank			
(7) All Regions (Non-Plan)			
O	66.00		
	
R	—66.00		
Withdrawal of funds by re-appropriation/surrender in March 2010 was due to non-raising of debit for Tsunami Loan service charges by Government of India.			
(iii) 2049.04.104(1) Interest on loans for Non-Plan Schemes			
(7) All Regions (Non-Plan)			
O	1,71,35.94		
		1,59,20.43	1,59,20.42
R	—12,15.51		-0.01

Withdrawal of funds by re-appropriation/surrender in March 2010 was due to decrease in interest is due to less receipt of loan amount in small saving collections.

GRANT No. 33—PUBLIC DEBT—contd.

Heads		Total grant	Actual expenditure (in lakh of rupees)	Excess+ Saving—
2. The savings mentioned above were partly counter-balanced by excesses as hereunder:				
(i) 2049.01.200(1) Interest on loans received from HUDCO				
(7) All Regions (Non-Plan)				
O	1.00			
R	1,56.34	1,57.34	1,57.17	—0.17
Provision of funds by re-appropriation/surrender in March 2010 was due to receipt of more loans than anticipated.				
(ii) 2049.01.200(2) Interest on loans received from NABARD				
(7) All Regions (Non-Plan)				
O	1.00			
R	28.99	29.99	29.66	—0.33
Provision of funds by re-appropriation/surrender in March 2010 was due to receipt of more loans than anticipated.				
(iii) 2049.01.305(1) Expenses in connection with issue of new loans and the sale of Securities held				
(7) All Regions (Non-Plan)				
O	10.00			
R	1,00.00	1,10.00	1,09.41	—0.59
Provision of funds by re-appropriation/surrender in March 2010 was due to receipt of more loans than anticipated.				
(iv) 2049.03.104(1) Interest on State Provident Funds				
(7) All Regions (Non-Plan)				
O	17,00.00			
R	4,58.80	21,58.80	21,58.80	...
Provision of funds by re-appropriation/surrender in March 2010 was due to increase in the quantum of GPF subscription.				

GRANT No. 33—PUBLIC DEBT—concl.

Heads	Total grant	Actual expenditure (in lakh of rupees)	Excess+ Saving—
(v) 2049.03.108(1) Interest on Union Territory Government employees' Group Insurance Scheme			
(7) All Regions (Non-Plan)			
O	2,67.13		
		2,74.31	—1.89
R	7.18	2,72.42	

Provision of funds by re-appropriation/surrender in March 2010 was due to actual requirement.

APPENDIX

GRANT-WISE DETAILS OF RECOVERIES ADJUSTED IN REDUCTION

(Referred to in the Summary of

Serial No.	Number and name of grant	Budget Estimates/Supplementary Estimates	
		Revenue	Capital
		₹	₹
1.	03—Council of Ministers
2.	06—Revenue and Food
3.	07—Sales Tax
4.	10—District Administration	15,00,000	...
5.	12—Police
6.	13—Jail
7.	16—Public Works
8.	17—Education
9.	18—Medical
10.	19—Information and Publicity
11.	20—Labour and Employment
12.	21—Social Welfare
13.	22—Co-operation
14.	23—Statistics
15.	24—Agriculture
16.	25—Animal Husbandry
17.	26—Fisheries
18.	27—Community Development
19.	28—Industries
20.	29—Electricity	...	12,00,00,000
21.	32—Building Programmes
	Total	15,00,000	12,00,00,000

NDIX

OF EXPENDITURE IN ACCOUNTS FOR 2009-2010

Appropriation Accounts at page 2-6)

Actuals		Actuals compared with Budget Estimates and Supplementary Estimates	
Revenue	Capital	More+ Less— Revenue	More+ Less— Capital
₹	₹	₹	₹
9,500	...	+ 9,500	...
1,39,70,562	...	+ 1,39,70,562	...
1,08,100	...	+ 1,08,100	...
11,26,93,566	...	+ 11,11,93,566	...
3,00,558	...	+ 3,00,558	...
1,170	...	+ 1,170	...
18,75,050	1,34,421	+ 18,75,050	+ 1,34,421
27,89,302	...	+ 27,89,302	...
3,41,693	...	+ 3,41,693	...
14,778	...	+ 14,778	...
27,621	...	+ 27,621	...
42,48,187	...	+ 42,48,187	...
20,658	...	+ 20,658	...
35,457	...	+ 35,457	...
56,17,509	...	+ 56,17,509	...
2,046	...	+ 2,046	...
46,685	...	+ 46,685	...
30,03,000	...	+ 30,03,000	...
31,71,536	...	+ 31,71,536	...
1,79,013	16,07,67,108	+ 1,79,013	+ 4,07,67,108
...	11,54,89,000	...	+ 11,54,89,000
14,84,55,991	27,63,90,529	14,69,55,991	15,63,90,529

