



A.A.

GOVERNMENT OF ORISSA

FINANCE ACCOUNTS
1973-74

STUDIOOJA 20000012
AT 5181

A.A

ERRATA

GOVERNMENT OF ORISSA, FINANCE ACCOUNTS, 1973-74

Page	Reference	For	Read
1	Introductory—10th line from bottom	uder	under
6	35—Industries ..	1,46'0	1,46'00
8	Col. 1—J—Contributions etc.	<i>Miscellaneous</i>	<i>Miscellaneous</i>
16	Heading at the top of the page	<i>cantd.</i>	<i>contd.</i>
21	Para. '2'—4th line	fifty pr cent	fifty per cent
21	Last line	Rs. 173'15 lakhs	Rs. 1,73'15 lakhs
25	Second para—2nd line	toward	towards
25	Second para—3rd line from bottom	Rs. 0'76 lakhs	Rs. 0'76 lakh
25	Second para—last line	repatriate	repatriates
25	Last line—Col. 6	+10'6	+10'67
29	Column 'Department'—Serial (1)	Health Family Planning	Health and Family Planning
31	Column '1'—A—Statutory etc.	CORPORAOTINS	CORPORATIONS
31	Column '1'—item (b)—3rd line	recoupment	repayment
31	Column '1'—item (c) (i)—2nd line	of	for
37	Column '1'—item (d) (ii)—8th line	Finance Corpora- tion	Financial Cor- poration
37	Column '1'—item (d) (iii)—6th line	Weaver's	Weavers'
38	Column '1'—item (d) (vi)—(2) 2nd line	The Aska Coopera- tive Cold Storage	The Aska Co- operative Cold Storage, Aska.
39	Explanatory Notes—para '5'—3rd line	minimum cash balance	minimum balance
39	Explanatory Notes—para '5'—5th line	advances	advance
41	(iii) Advances not bearing interest Column 4	159	165
51	Column "Heads"—9th line from top	Government	Governments
51	Column "Heads"—5th line from bottom	opiu	opium
54	Column "Heads"—9th line from top	XVIII—Jails	XVIII—JAILS
54	Column "Heads"—10th line from bottom	DISPOSAL	DISPOSALS
59	Column "Heads"—11th line from top	BENEFIT	BENEFITS
61	Statement heading—2nd line	<i>contd.</i>	<i>concl.</i>

Page	Reference	For	Read
61	Column "Heads"—2nd line	Grants-in-lien	Grants in lieu
66	Public Service Commission—Col. 2	3,02,061	1,02,061
67	Statement No. 12—Column 1— Major head: 21—Administration of Justice	Civil and Session Court	Civil and Session Courts
69	Technical Institutions—Column 3	1,87,002	18,70,028
70	30—A—Family Planning—3rd line from bottom	Other Services	Other Services and Supplies
79	50—Public Works—Original Works —Buildings Agriculture—Column 4	2,379	23,379
79	50—Public Works, Original Works —Communications—Column 3	58,84,376	82,33,076
79	50—Public Works, Original Works —Communications—Column 4	96,27,330	1,19,76,030
79	50—Public Works—Repairs—Column 2	6,56,31,922	6,56,31,922
79	50—Public Works—5th to 8th lines from bottom	The portion "Project financed from the reserve at the disposal of Central Government in the Central Road Development Account" and the figure of Rs. 23,48,700 shown in Column 3 and Column 4 may be deleted.	
81	64—Famine Relief—Column 1—6th line	ment	met
81	64—Famine Relief—Column 1—7th line	Insert "Accounts"	after "Deposit"
81	64—Famine Relief—Deduct—Amount met from Famine Relief Fund— Column 4	-1,25,00,000	-1,25,00,000
81	64—Famine Relief—B—Transfer to Famine Relief Fund—Column 2	1,25,00,000	1,25,00,000
81	65—Pensions, etc.—Equated pay- ment, etc.—Column 2	16,629	16,429
82	Column "Heads"—5th line from bottom	FORESTS	FOREST
83	71—Miscellaneous—Column 1— 13th line	Detenues	Detenus
84	94—Capital Outlay etc.—Municipal Water Supply—Column 2	4,21,0000	4,21,000
85	Note (A)	No. 131	No. 13
86	Balimela Dam Project—Establish- ment—Column 4	49,38,948	49,38,498
87	Balimela Power Scheme—Deduct —etc.—Column 4	-8,54, 56	-8,54,056

Page	Reference	For	Read
87	Total (last line), Column 3	Insert 8,33,400 above	8,30,37,663
90	Miscellaneous Departments —col. 4	32,25,988	32,25,688
90	Establishment—Column 4	55,87,686	55,87,682
90	Tools and Plant—Column 4	38,08,722	38,08,762
91	Motor Transport Service—Column 4	26,62,677	25,62,677
108	Miscellaneous Social Developmental, etc.	Delete the extra	“mental”
122	Serial No. 25—Column 4	‘89% in Column ‘4’	may be read under Column ‘5’
123	Serial No. 31—Column 9—4th line	on	of
129	Serial No. 56—Column 9—3rd line	awaite	awaited
132	Heading—Column	Delete ‘Rs’ from Column ‘5’	and insert it under Column ‘8’
134	Serial No. 85—Column 5	29½%	29%
136	Serial No. 94—Column 4 to 6	authotity	authority
138	Serial No. 99—Column 5	The existing figure “1,200”	may be read below the figure “60,580” in the same Column
147	Column 8—Heading	Amount of dividnd received and credited/to the Govern m e n t during the year	Amount of divi-dend declared/ interest received and credited to the Government during the year
151	Sinking Funds and Reserve Funds —Column 4	53,00'17	53,09'17
155	Foot note (h)—last line	Rs. 37,75,000	Rs. 37,65,000
159	Column 5	Guide mark “(a)” shown against “Sinking Funds”	may be read against “Other Appropriations”
159	Sinking Fund Investment Account —Column 5	Cr.	Dr.
168	Inter State Suspense Account	Inter State Suspense	Inter-State Suspense Account
172	Description of Debt—Column 1 —18th line	Supplying	Sharing
186	Heading Column 1	II—LOANS TO GOVERNMENT SERVANTS—	II—LOANS TO GOVERNMENT S E R V A N T S ETC.
194	5½ Orissa Government Loan—1979 Column 2	2,12,41,141	2,12,51,141
201	Joint Stock Companies—Column 4	2'74	3'74




TABLE OF CONTENTS

	PAGES
<i>Certificate of the Comptroller and Auditor-General of India</i> ..	(iii)
<i>Introductory</i> ..	1—2
PART I—SUMMARISED STATEMENTS	
Statement No. 1—Summary of transactions ..	5—12
Statement No. 2—Capital outlay outside the Revenue Account—	
(i) Progressive capital outlay to end of 1973-74 ..	13—15
(ii) Revenue expenditure temporarily capitalised ..	16—17
Statement No. 3—(i) Financial results of Irrigation Works ..	18—20
(ii) Financial results of Electricity Schemes ..	21
Statement No. 4—Debt position —	
(i) Statement of borrowings ..	22—25
(ii) Other obligations ..	25
(iii) Service of debt ..	26
Statement No. 5—Loans and advances by State Government —	
(i) Statement of loans and advances ..	27
(ii) Recoveries in arrears ..	28—29
Statement No. 6—Guarantees given by the Government in respect of loans, etc. raised by statutory corporations, local bodies and other institutions.	30—38
Statement No. 7—Cash balance and investment of cash balance	39—40
Statement No. 8—Summary of balances under Consolidated Fund, Contingency Fund and Public Account.	41—44
PART II—DETAILED ACCOUNTS AND OTHER STATEMENTS	
A—REVENUE AND EXPENDITURE	
Statement No. 9—Statement of revenue and expenditure under different heads expressed as a percentage of total Revenue/total Expenditure.	47—49

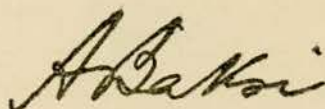
TABLE OF CONTENTS—*concl'd.*

	PAGES
Statement No. 10—Statement showing the distribution between charged and voted expenditure.	50
Statement No. 11—Detailed account of revenue by minor heads ..	51—61
Statement No. 12—Detailed account of expenditure by minor heads.	62—92
Statement No. 13—Detailed statement of capital expenditure outside the Revenue Account during and to end of 1973-74.	93—117
Statement No. 14—Statement showing details of investments of Government in Statutory Corporations, Government companies, other joint stock companies, Co-operative banks and societies, etc., up to end of 1973-74.	118—149
Statement No. 15—Statement showing capital and other expenditure (outside the Revenue Account) to end of 1973-74 and the principal sources from which funds were provided for that expenditure.	150—152
B—DEBT, DEPOSITS AND REMITTANCES AND CONTINGENCY FUND	
Statement No. 16—Detailed statement of receipts, disbursements and balances under heads of account relating to Debt, Deposits, Remittances and Contingency Fund.	154—169
Statement No. 17—Detailed statement of debt and other interest bearing obligations of Government.	170—175
Statement No. 18—Detailed statement of loans and advances by Government.	176—187
Statement No. 19—Statement showing the details of earmarked balances.	188—193
Annexure to Statement No. 19—Sinking Funds for amortisation of loans.	194—197
Appendix I—Investment of Government at the end of 1971-72 1972-73 and 1973-74 and the dividend/interest earned therefrom.	201
Appendix II—Cases where details/information is awaited from the Departments/Treasury Officers in connection with the reconciliation of balances.	202—204

Certificate of the Comptroller and Auditor General of India

This compilation containing the Finance Accounts of the Government of Orissa for the year 1973-74 presents the accounts of the receipts and outgoings of the Government for the year, together with the financial results disclosed by the revenue and capital accounts, the accounts of the public debt and the liabilities and assets as worked out from the balances recorded in the accounts. The appropriation Accounts of the Government for the year for Grants and Charged Appropriations, presented separately, supplement this compilation.

These accounts have been prepared and examined under my direction in accordance with the requirements of Articles 149 and 151 of the Constitution of India and the Comptroller and Auditor General's (Duties, Powers and Conditions of Service) Act, 1971. Subject to the observations in this compilation and to those in my Report on the accounts of the Government of Orissa for the year 1973-74, the accounts now presented are correct statements of the receipts and outgoings of the Government of Orissa for the year 1973-74.



(A. BAKSHI)

Comptroller and Auditor General of India

NEW DELHI,

The

- 6 SEP 1975



INTRODUCTORY

The accounts of the Government of Orissa are kept in three parts—

Part I—Consolidated Fund

Part II—Contingency Fund

Part III—Public Account

In Part I, there are three main divisions, namely :—

- (1) Revenue ;
- (2) Capital, and
- (3) Debt (comprising Public Debt, Loans and Advances and Inter-State Settlements).

The first division deals with the proceeds of taxation and other receipts classed as revenue and the expenditure therefrom, the net result of which represents the revenue surplus or deficit for the year.

The second division deals with expenditure, met usually from borrowed funds with the object either of increasing concrete assets of a material character or of reducing recurring liabilities such as those for future pensions, by payment of capitalised value. It also includes receipts of a capital nature intended to be applied as set off against capital expenditure.

The third division comprises loans raised by Government, loans of a purely temporary nature classed as "Floating Debt" (such as Treasury Bills and Ways and Means Advances), as well as other loans classed as "Permanent Debt" and "Loans and Advances made by Government" together with repayments of the former and recoveries of the latter. It also includes inter-State Settlement.

In Part II of the accounts are recorded the transactions connected with Contingency Fund set up by the Government of Orissa, under Article 267 (2) of the Constitution of India.

In Part III of the accounts, there are two main divisions, namely :—

- (1) Debt (other than those included in Part I) and deposits ; and
- (2) Remittances

The first division comprises receipts and payments, other than those falling under Debt heads pertaining to Part I, in respect of which Government incurs a liability to repay the moneys received or has a claim to recover the amounts paid together with repayments of the former and recoveries of the latter.

The second division embraces all merely adjusting heads under which appear remittances of cash between treasuries and transfers between different accounting circles. The initial debits or credits to the heads in this division are adjusted eventually by corresponding receipts or payments either within the same circle of account or another account circle.

2. *Sections and Heads of Accounts*—Within each of the divisions mentioned above, the transactions are grouped into sections which are further subdivided into major heads of account. The sections are distinguished by letters of alphabet, a single letter denoting the revenue portion and a double letter denoting the capital portion of a particular category of transactions, e. g., section A denotes the revenue (and expenditure) grouped as "Collection of Taxes, Duties and other principal heads of Revenue" and Section AA denotes the capital expenditure on works connected therewith.

The major heads in the Revenue and Capital divisions are numbered serially, Roman numerals being employed on the receipt side and International ones on the disbursement side. No numbering is adopted for the Contingency Fund and for Debt, Deposit and Remittance heads, though these are also arranged in sections.

The major heads are sub-divided into minor heads and the minor heads into sub-heads and detailed heads. Under each of these heads, the expenditure is shown distributed between charged and voted. The major, minor and sub-heads prescribed for the classification of expenditure in the general accounts are not necessarily identical with the grants, sub-heads and other units of allotments which are adopted by the Finance Department for Demands for Grants but in general a certain degree of correlation is maintained between the Demands for Grants and the Finance Accounts.

3. *System of Accounts* —The transactions included in these accounts represent mainly the actual cash receipts and disbursements during the financial year ending the 31st March 1974 as distinguished from the amounts due to or from Government during the same period. The cash basis system is, however, not entirely suitable for recording the transactions and for presenting the true state of affairs of Government commercial undertakings run on commercial principles. The detailed accounts of this class of undertakings are, therefore, maintained outside the regular accounts in commercial form and are subject to test check by the Indian Audit and Accounts Department.

The figures of actuals shown in these accounts are net after taking into account the recoveries, although the Demands presented to the State Legislature and the Appropriation Accounts are for gross expenditure and exclude all credits and recoveries which are otherwise taken as reduction of expenditure.

STATEMENT NO. 1—SUMMARY OF TRANSACTIONS

Receipts	Actuals (In lakhs of rupees)		Disbursements	Actuals (In lakhs of rupees)	
	1972-73	1973-74		1972-73	1973-74
1	2	3	4	5	6
PART I—CONSOLIDATED FUND					
(I) REVENUE					
<i>A—Taxes, Duties and principal heads of Revenue—</i>			<i>A—Collection of Taxes, Duties and other principal Revenues—</i>		
IV—Taxes on Income other than Corporation Tax	18,10'04	19,52'32	4—Taxes on Income other than Corporation Tax	1'48	1'69
V—Estate Duty	37'86	5—Estate Duty
IX—Land Revenue	2,06'16	2,31'44	9—Land Revenue..	4,65'02	5,75'87
X—State Excise Duties	4,92'26	5,08'62	10—State Excise Duties	47'86	54'32
XI—Taxes on Vehicles	3,32'57	3,61'36	11—Taxes on Vehicles	23'86	24'05
XII—Sales Tax ..	21,21'31	22,46'99	12—Sales Tax	72'50	83'10
XIII—Other Taxes and Duties	5,08'00	5,18'68	13—Other Taxes and Duties	2'26	2'47
XIV—Stamps ..	2,72'74	2,88'77	14—Stamps ..	8'80	9'62
XV—Registration Fees	55'12	58'60	15—Registration Fees	19'64	23'61
Total—A—Taxes, Duties, etc.	57,98'20	62,04'64	Total—A—Collection of Taxes, Duties, etc.	6,41'42	7,74'73
<i>B—Debt Services—</i>			<i>B—Debt Services—</i>		
XVI—Interest ..	13,10'10	14,11'83	16—Interest on Debts and other obligations	25,35'02	28,86'76
			17—Appropriation for reduction or Avoidance of Debt	7,67'34	7,13'90
Total—B—Debt Services	13,10'10	14,11'83	Total—B—Debt Services	33,02'36	36,00'66
<i>C—Administrative Services—</i>			<i>C—Administrative Services—</i>		
			18—Parliament, State/Union Territory Legislature	37'55	1,03'33
			19—General Administration	5,65'64	6,50'63

STATEMENT NO. 1—SUMMARY OF TRANSACTIONS—Contd.

Receipts	Actuals (In lakhs of rupees)		Disbursements	Actuals (In lakhs of rupees)	
	1972-73	1973-74		1972-73	1973-74
1	2	3	4	5	6
XVII—Administration of Justice	10.51	13.93	21—Administration of Justice	1,02.41	1,18.33
XVIII—Jails ..	1.73	2.02	22—Jails ..	96.09	1,03.67
XIX—Police ..	31.66	59.22	23—Police ..	8,23.68	10,17.57
XX—Supplies and Disposals	0.86	0.67	25—Supplies and Disposals	4.99	5.63
XXI—Miscellaneous Department	4.96	6.83	26—Miscellaneous Departments	44.63	65.35
Total—C—Administrative Services	49.72	82.67	Total—C—Administrative Services	16,74.99	20,64.51
<i>D—Social and Developmental Services—</i>			<i>D—Social and Developmental Services—</i>		
			27—Scientific Department	52.57	61.73
XXII—Education..	86.07	92.52	28—Education ..	30,56.14	33,52.63
XXIII—Medical ..	22.59	21.67	29—Medical ..	7,83.06	8,47.80
XXIV—Public Health	54.99	40.02	30—Public Health..	4,58.38	6,08.86
XXIV—A—Family Planning ..		0.02	30—A—Family Planning	2,40.29	1,94.81
XXV—Agriculture	1,41.22	1,37.83	31—Agriculture	12,37.08	9,63.39
XXVI—Rural Development	4.35	3.37	32—Rural Development	1,30.01	1,53.97
XXVII—Animal Husbandry	40.38	31.25	33—Animal Husbandry	2,74.34	3,02.42
XXVIII—Co-operation	11.17	12.97	34—Co-operation	1,65.81	1,91.01
XXIX—Industries	17.12	22.23	35—Industries ..	1,21.40	1,46.0
XXXI—Community Development Projects, National Extension Services and Local Development Works	11.96	13.90	37—Community Development Projects, National Extension Services and Local Development Works	7,60.50	7,85.10
			38—Labour and Employment	33.78	37.71
XXXII—Miscellaneous Social and Developmental Organisations	2,59.98	2,62.53	39—Miscellaneous Social and Developmental Organisations	6,90.10	8,95.43
Total—D—Social and Developmental Services	6,49.83	6,38.31	Total—D—Social and Developmental Services	80,03.46	85,40.86

STATEMENT NO. 1—SUMMARY OF TRANSACTIONS—Contd.

Receipts	Actuals (In lakhs of rupees)		Disbursements	Actuals (In lakhs of rupees)	
	1972-73	1973-74		1972-73	1973-74
1	2	3	4	5	6
<i>E—Multipurpose River Schemes, Irrigation and Electricity Schemes—</i>			<i>E—Multipurpose River Schemes, Irrigation and Electricity Schemes—</i>		
XXXIII—Multipurpose River Schemes.	25.21	1,22.04	42—Multipurpose River Schemes	6,25.60	7,28.86
XXXIV—Irrigation Navigation, Embankment and Drainage Works (Commercial)	60.40	52.78	43—Irrigation, Navigation, Embankment and Drainage Works (Commercial)	5,09.92	6,21.67
XXXV—Irrigation, Navigation, Embankment and Drainage Works (Non-Commercial)	7.70	8.75	44—Irrigation, Navigation, Embankment and Drainage Works (Non-Commercial)	1,98.83	2,46.91
XXXVI—Electricity Schemes	1,56.06	65.15	45—Electricity Schemes	78.89	2,28.77
Total—E—Multipurpose River Schemes, etc.	2,49.37	2,48.72	Total—E—Multipurpose River Schemes, etc.	14,13.24	18,26.21
<i>F—Public Works (including Roads) and Schemes of Miscellaneous Public Improvements—</i>			<i>F—Public Works (including Roads) and Schemes of Miscellaneous Public Improvements—</i>		
XXVII—Public Works	1,83.67	3,01.48	50—Public Works	11,44.16	13,63.00
Total—F—Public Works	1,83.67	3,01.48	Total—F—Public Works	11,44.16	13,63.00
<i>G—Transport and Communications (Other than Roads)—</i>			<i>G—Transport and Communications (Other than Roads)—</i>		
XXXIX—Ports and Pilotage	0.28	0.27	53—Ports and Pilotage	4.03	7.67
XLIII—Roads and Water Transport Schemes	3,80.92	4,23.97	57—Roads and Water Transport Schemes	3,32.31	3,75.61
Total—G—Transport and Communications (Other than Roads)	3,81.20	4,24.24	Total—G—Transport and Communications (Other than Roads)	3,36.34	3,83.28

STATEMENT NO. 1—SUMMARY OF TRANSACTIONS—*Contd.*

Receipts	Actuals (In lakhs of rupees)		Disbursements	Actuals (In lakhs of rupees)	
	1972-73	1973-74		1972-73	1973-74
1	2	3	4	5	6
<i>I—Miscellaneous—</i>			<i>I—Miscellaneous—</i>		
XLVIII—Contributions and Recoveries towards pensions and other retirement benefits	18·83	7·66	64—Famine Relief	14,59·72	12,57·02
			65—Pensions and other retirement benefits	1,47·16	1,75·24
			66—Territorial and Political Pensions	15·16	14·93
			67—Privy purses and allowances of Indian Rulers	1·45	2·11
XLIX—Stationery and Printing	42·36	93·84	68—Stationery and Printing	1,51·08	1,93·40
LI—Forest	7,96·56	8,24·31	70—Forest	2,83·06	4,34·48
LII—Miscellaneous	91·07	1,37·37	71—Miscellaneous	5,25·01	4,78·98
Total—I—Miscellaneous	9,48·82	10,63·18	Total—I—Miscellaneous	25,82·64	25,56·16
			<i>II—Miscellaneous Capital Account within the Revenue Account—</i>		
			72—Commutation of Pensions	6·15	6·24
			Total—II—Miscellaneous Capital Account, etc.	6·15	6·24
<i>J—Contributions and Miscellaneous Adjustments—</i>			<i>J—Contributions and Miscellaneous Adjustments—</i>		
LV—States share of Union Excise Duties	24,05·49	26,57·42			
LVI—Grants-in-aid from Central Government	48,26·97	44,18·28			
LVII—Miscellaneous adjustments between Central and State/Union Territory Governments	0·06	0·14			
LVIII—Dividends, etc. from Commercial and other undertakings	10·06	11·17			

STATEMENT No. 1—SUMMARY OF TRANSACTIONS—*contd.*

Receipts	Actuals (In lakhs of rupees)		Disbursements	Actuals (In lakhs of rupees)	
	1972-73	1973-74		1972-73	1973-74
1	2	3	4	5	6
			76—Other Miscellaneous Compensations and Assignments.	1,73.36	1,30.69
Total—J—Contributions and Miscellaneous adjustments.	72,42.53	70,87.01	Total—J—Contributions and Miscellaneous adjustments.	1,73.36	1,30.69
Total—Revenue Receipts.	168,13.49	174,62.08	Total—Expenditure on Revenue Account.	192,78.12	212,46.34
Revenue Deficit ..	24,64.63	37,84.26	Revenue Surplus
(2) CAPITAL					
			Capital Expenditure outside the Revenue Account (figures for each major head are given in statement no. 2).	32,06.93	38,21.98
(3) DEBT					
<i>O—Public Debt—</i>			<i>O—Public Debt—</i>		
Permanent Debt ..	9,42.77	6,64.85	Permanent Debt ..	5,57.73	18.98
Floating Debt ..	46,68.51	18,42.00	Floating Debt ..	53,78.13	14,42.00
Loans from the Central Government	92,58.95	83,46.63	Loans from the Central Government	40,53.19	38,54.75
Other Loans ..	4,71.34	2,71.23	Other Loans	92.92	1,06.94
Total ..	153,41.57	111,24.71	Total ..	100,81.97	54,22.67
<i>Q—Loans and Advances by the State/Union Territory Governments—</i>			<i>Q—Loans and Advances by the State/Union Territory Governments—</i>		
Recoveries of Loans and Advances	5,62.06	8,15.17	Loans and Advances	11,62.29	8,28.23
Total ..	5,62.06	8,15.17	Total	11,62.29	8,28.23
Total—Part I—Consolidated Fund.	327,17.13	294,01.96	Total—Part I—Consolidated Fund.	337,29.31	313,19.22

STATEMENT No. 1—SUMMARY OF TRANSACTIONS—*contd.*

Receipts	Actuals (In lakhs of rupees)		Disbursements	Actuals (In lakhs of rupees)	
	1972-73	1973-74		1972-73	1973-74
1	2	3	4	5	6
PART II—CONTINGENCY FUND					
Contingency Fund	1'90	25'99	Contingency Fund	25'99	39'50
Total—Part II— Contingency Fund	1'90	25'99	Total—Part II— Contingency Fund.	25'99	39'50
PART III—PUBLIC ACCOUNT					
DEBT (OTHER THAN THOSE MENTIONED IN PART I) AND DEPOSITS					
<i>S—Unfunded Debt—(A)</i>			<i>S—Unfunded Debt—(A)</i>		
State Provident Funds.	7,54'19	10,51'92	State Provident Funds.	3,72'73	4,57'63
Total—S—Unfunded Debt.	7,54'19	10,51'92	Total—S—Unfunded Debt.	3,72'73	4,57'63
<i>T—Deposits and Advances—(B)</i>			<i>T—Deposits and Advances—(B)</i>		
Deposits bearing interest— Reserve Funds	42'86	42'82	Deposits bearing interest— Reserve Funds	70'76	43'42
Deposits not bearing interest— Sinking Funds— Appropriation for reduction or avoidance of debt.	8,61'66	7,79'96	Deposits not bearing interest— Sinking Funds— Appropriation for reduction or avoidance of debt.	6,28'20	..
Investment account.	3,09'53	..	Investment account.	3,12'00	..
Reserve Funds— Investment account.	1,82'53	1,80'76	Reserve Funds— Investment account.	1,91'33	1,66'83
Other Deposit Accounts.	51,57'49	52,34'25	Other Deposit Accounts.	49,04'77	48,53'14
Advances not bearing interest	6,42'75	5,10'42	Advances not bearing interest	5,89'38	6,50'28
Suspense ..	78,50'44	105,59'33	Suspense ..	89,79'92	94,39'41
Miscellaneous ..	6,28'20	..	Miscellaneous	0'01
Total—Deposits and Advances	156,75'46	173,07'54	Total—Deposits and Advances	156,76'36	151,53'09

(a) Represents recoupment during 1973-74 of expenditure from the Contingency fund during 1972-73 under the following heads of accounts:—

	(Rs. lakhs)
96—Capital Outlay on Industrial and Economic Development.	2'00
99—Capital Outlay on Irrigation, Navigation, Embankment and Drainage Works (Commercial).	1'99
Q—Loans and Advances ..	22'00

(b) Represents expenditure incurred from the Contingency Fund during 1973-74 which remained unrecouped till the close of the year.

Details are given below:—

	(Rs. lakhs)
19—General Administration	*
34—Co-operation ..	0'21
37—Community Development projects, National Extension Service and Local Development works.	0'01
64—Famine Relief ..	1'63
96—Capital Outlay on Industrial and Economic Development.	37'65

* Rs. 100 only

(A) A more detailed account is given in the statement no. 17

(B) A more detailed account is given in statement no. 16

STATEMENT No. 1—SUMMARY OF TRANSACTIONS—concl'd.

Receipts	Actuals (In lakhs of rupees)		Disbursements	Actuals (In lakhs of rupees)	
	1972-73	1973-74		1972-73	1973-74
1	2	3	4	5	6
<i>U—Remittances—</i>			<i>U—Remittances—</i>		
Remittances	109,81.20	102,67.51	Remittances	118,66.50	103,43.88
Total—Part III— Public account	274,10.85	286,26.97	Total—Part III— Public account	279,15.59	259,54.60
T o t a l— Receipts	601,29.88	533,54.92	T o t a l— Disbursements.	616,70.89	573,13.32
Opening Cash Balance.	-6,23.15	-21,64.16	Closing C a s h Balance	-21,64.16	-14,22.56 (a)
Grand Total..	595,06.73	558,90.76	Grand Total	595,06.73	558,90.76

Explanatory Notes

1. *Receipts from the Government of India*—The revenue receipts of Rs. 174.62 crores in 1973-74 includes Rs. 90.59 crores received from the Government of India as indicated below :—

	(In crores of rupees)	
(i) Share of net proceeds of divisible Union Taxes—		
(a) Taxes on Income other than Corporation Tax	..	19.46
(b) Estate Duty	..	0.38
(c) Union Excise Duties	..	26.57
		46.41
(ii) Grants under Article 275 (i) of the Constitution	..	18.90
(iii) Grants in lieu of tax on Railway passenger Fares	..	0.38
(iv) Grants for State Plan Scheme	..	9.21
(v) Assistance for natural calamities	..	1.05
(vi) Other grants for different purposes and schemes	..	14.64
Total	..	90.59

2. *Taxation changes during the year*—Government anticipated at the budget stage additional revenue of Rs. 9.71 crores from the following :—

	(In Crores of rupees)
(1) Salami for leasing Government lands	.. 0.15
(2) Cess	.. 0.55
(3) Minor Minerals	.. 0.05
(4) Stamps	.. 0.26
(5) State Excise	.. 0.30
(6) Sales Tax and Motor Spirit Tax	.. 2.70
(7) Tax on Passenger fare	.. 1.08
(8) Entertainment Tax	.. 0.13
(9) Electricity Duty	.. 1.50
(10) Forest Revenue	.. 1.81
(11) Toll on Express-way	.. 0.27
(12) Mining Royalty	.. 0.56
(13) Irrigation Rates	.. 0.05
(14) Compulsory Basic water Rates	.. 0.30

(a) The closing cash balance comprises cash balances of Rs. 5.89.80 lakhs in treasuries and over draft of Rs. 20,12.36 lakhs from the Reserve Banks of India resulting from inter-Governmental monetary settlements advised to the Bank up to the 25th April, 1974 (c. f. also statement no. 7).

Against the anticipated additional revenue of Rs. 9.71 crores, Rs. 9.95 crores were realised. The revenue from compulsory Basic water Rates did not materialise during 1973-74.

3. *Revenue Receipts*—The increase of Rs. 6.49 crores in the revenue receipts (from Rs. 168.13 crores in 1972-73 to Rs. 174.62 crores in 1973-74) was mainly under:—

Major head	Increase (Rupees in crores)	Reasons
(1) Taxes on Income other than Corporation Tax.	1.42	Increase in share of net proceeds assigned to the State.
(2) Sales Tax ..	1.26	Increased receipts is due to better realisation under State Sales Tax Act.
(3) Public Works (including Roads) and Schemes of Miscellaneous Public Improvements.	1.18	Increase in the recovery of rents.
(4) State's share of Union Excise Duties.	2.52	Increase in State's share of Union Excise Duties.

4. *Expenditure met from Revenue* :—The increase of Rs. 19.68 crores in expenditure on revenue account (from Rs. 192.78 crores during 1972-73 to Rs. 212.46 crores during 1973-74) was mainly under :—

Major head etc.	Actuals		Increase
	1972-73 (In crores of rupees)	1973-74	
(1) Land Revenue ..	4.65	5.76	1.11

The increase was under the management of Government estate due to reorganisation of Tahsils and land reforms.

(2) Interest on Debt and Other obligations.	25.35	28.86	3.51
---	-------	-------	------

The increase was due to (i) more payment of interest on loans from the Government of India and (ii) the increased rate of interest on public debt and other obligations.

(3) Police ..	8.23	10.17	1.94
---------------	------	-------	------

The increase in expenditure was due to strengthening of Police set up at various levels for ensuring efficient maintenance of law and order in the State.

(4) Education ..	30.56	33.52	2.96
------------------	-------	-------	------

The increase was due to payment of more grants to non-Government secondary schools and payment of additional Dearness Allowance to non-Government employees.

(5) Public Health ..	4.58	6.08	1.50
----------------------	------	------	------

The increase was due to more expenditure on arresting the epidemic diseases and payment of more grants to local bodies for public health purposes.

(6) Miscellaneous, Social and Developmental Organisations.	6.90	8.95	2.05
--	------	------	------

The increase was due to more expenditure in connection with special welfare schemes and crash programme for educated unemployed.

(7) Electricity Schemes ..	0.79	2.28	1.49
----------------------------	------	------	------

The credit to works and the recovery of tools and plant were less in 1973-74 in comparison to those in previous year.

(8) Public works ..	11.44	13.63	2.19
---------------------	-------	-------	------

The increase was due to higher expenditure on repair works and excess on net debit under "Suspense".

(9) Forest ..	2.83	4.34	1.51
---------------	------	------	------

The increase was due to execution of various forestry schemes under conservancy and works.

**STATEMENT NO. 2—CAPITAL OUTLAY OUTSIDE
THE REVENUE ACCOUNT**

(i) *Progressive Capital Outlay to end of 1973-74*

Major head of account	Expenditure up to 1972-73	Expenditure during 1973-74	Total
1	2	3	4
	(In lakhs of rupees)		
1. 94—Capital Outlay on Improvement of Public Health.	4,62·83	89·07	5,51·90
2. 95—Capital Outlay on Schemes of Agricultural Improvement and Research.	25,93·60	6,34·16	32,27·76
3. 96—Capital Outlay on Industrial and Economic Development.	49,47·18	4,52·22	53,99·40
4. 98—Capital Outlay on Multi-purpose River Schemes.	122,46·76	11,03·18	133,49·94
5. 99—Capital Outlay on Irrigation, Navigation, Embankment and Drainage Works (Commercial).	75,84·07	6,68·62	82,52·69
6. 100—Capital Outlay on Irrigation, Navigation, Embankment and Drainage Works (Non-Commercial).	9,73·14	73·95	10,47·09
7. 101—Capital Outlay on Electricity Schemes.	3,98·31	-1·20 (a)	3,97·11
8. 103—Capital Outlay on Public Works.	87,47·02	6,91·69	94,38·71
9. 109—Capital Outlay on Other Works.	5,81·80	16·61	5,98·41
10. 110—Capital Outlay on Ports ..	16,83·33	1·35	16,84·68
11. 114—Capital Outlay on Road and Water Transport Schemes.	3,09·16	25·63	3,34·79
12. 119—Capital Outlay on Forests	2,88·80	26·13	3,14·93
13. 124—Capital Outlay on Schemes of Government Trading.	-1,96·80	40·57	-1,56·23 (b)
14. 125—Appropriation to the Contingency Fund.	2,00·00	..	2,00·00
Total	..	408,19·20	38,21·98
			446,41·18

(a) *Minus* expenditure was under Talcher Thermal Scheme and was due to credits to the scheme being more than the expenditure during the year.

(b) The *minus* figure was due to receipts from sale of foodgrains, etc., being more than the amount paid for purchase, etc., of foodgrains.

Explanatory Notes

1. *Capital Outlay on Industrial and Economic Development* :—The details of the Government investments in (i) statutory corporations, (ii) Government companies, (iii) joint stock companies and (iv) Co-operative institutions are given in statement no. 14.

Fourteen companies in which the Government had invested Rs. 25.16 lakhs are under liquidation. Eleven other companies in which Government had invested Rs. 17.66 lakhs have been liquidated. Some co-operative societies are under liquidation ; complete information about the realisation or the write off of Government investment in those companies/societies is awaited (November 1974).

In 1973-74 the Government invested Rs. 3.89 crores in shares of statutory corporation (Rs. 0.01 crore), Government companies (Rs. 2.34 crores), joint stock companies (Rs. 0.18 crore) and Co-operative institution (Rs. 1.36 crores). In addition Rs. 0.40 crore were invested in debentures of the Orissa Co-operative Land Development Bank.

According to the information furnished by the Government the total investment of Government in the share capital and debenture of different concerns at the end of 1971-72, 1972-73 and 1973-74 were Rs. 45.40 crores, Rs. 50.10 crores and Rs. 54.39 crores respectively. The dividend and interest received therefrom was Rs. 11.41 lakhs (0.25 per cent), Rs. 10.06 lakhs (0.20 per cent) and Rs. 11.17 lakhs (0.20 per cent) respectively. Further details are given in Appendix I.

2. *Capital Outlay on Multipurpose River Schemes* :—Of the multipurpose river schemes, the Hirakud Dam Project (Stages I and II) has been completed. The capital invested thereon up to 1973-74 (excluding indirect charges) was Rs. 69.50 crores. The loss on its working during the year was Rs. 2.99 crores after providing the interest charges (Rs. 2.82 crores) on the capital outlay. The detailed account showing the financial results of these projects and other irrigation works is given in statement no. 3 (i).

3. *Capital Outlay on Electricity Schemes* :—With the formation of the State Electricity Board from the 1st March 1961, all completed transmission and distribution systems and generation assets of the Hirakud system and the Talcher thermal scheme have been transferred to the State Electricity Board. The allocation of Capital Outlay between the Orissa Electricity Board and the Government has not been finalised. The capital expenditure of Rs. 65.50 crores was transferred to the Board in 1964-65 (Rs. 16.72 crores), 1966-67 (Rs. 0.73 crore), 1969-70 (Rs. 17.24 crores) and 1970-71 (Rs. 30.81 crores) and has been treated as loan.

4. The *pro forma* accounts for 1973-74/1973 of departmentally managed undertakings, the expenditure on which is shown in the table at page 15 have not yet been prepared (November 1974). The preparation of *pro forma* accounts of some of the departmental undertakings has been delayed by two years to eleven years.

A summary of the financial results of the working of the departmentally managed Government undertakings as disclosed in the latest available *pro forma* accounts is given below :—

Undertaking	Major head under which accounted for	Year of account	Capital employed	Profit (+) Loss (-)	Percentage of profit or loss in relation to capital employed
1	2	3	4	5	6
			(In lakhs of rupees)		
1. Government Leather Industries-cum-Tannery, Titilagarh.	35—Industries/ 96—Capital Outlay on Industrial and Economic Development.	1969-70	9.62	0.49	5.09
2. Government Tannery, Boudh	Ditto	1969-70	5.43	-0.34	6.26
3. Government Raniganj Pattern Tile Factory, Balasore.	Ditto	1971-72	0.66	-0.10	15.15
4. Government Tile Factory, Kendrapara.	Ditto	1966-67	1.35	-0.17	12.59
5. Government Tile Factory, Panikoli.	35—Industries/ 96—Capital Outlay on Industrial and Economic Development.	1966-67	1.23	-0.09	7.32
6. Government Shoe Factory, Cuttack.	35—Industries. XXIX—Industries.	1970-71	4.92	-0.45	9.22
7. Production centre for development of Ceramic Industry, Cuttack.	Ditto	1966-67	3.64	-0.12	3.30
8. K. S. Potteries Development, Jharsuguda.	Ditto	1969-70	5.53	-0.27	4.88
9. Cold Storage Plant, Cuttack.	31—Agriculture/ 96—Capital Outlay on Industrial and Economic Development.	1970	6.01	+0.82	13.64
10. Cold Storage Plant, Sambalpur	Ditto	1965	5.30	+0.46	8.58
11. Cold Storage Plant, Bhubaneswar	Ditto	1965	10.85	+1.49	13.77
12. State Transport Service.	114—Capital Outlay on Road and Water Transport Schemes/XLIII/57—Road and Water Transport Schemes.	1967-68	1,51.73	+23.86	15.70
13. Grain Purchase Scheme.	71—Miscellaneous/ 124—Capital Outlay on Schemes of Government Trading.	1965-66	3,92.42	-17.20	4.38
14. Grain Supply Scheme.	Ditto	1962-63	1,99.90	+0.46	0.23
15. Cloth and Yarn Purchase Scheme.	Ditto	1964-65	11.58	+0.03	0.26
16. Scheme for trading in iron ore from Paradeep Port	124—Capital Outlay on schemes of Government Trading	1966-67	26.08	+3.94	15.13

STATEMENT No. 2—CAPITAL OUTLAY OUTSIDE THE REVENUE ACCOUNT—*contd.*

(ii) Revenue expenditure temporarily capitalised

Major head	Amount capitalised		Amount written back to Revenue/ treated as loan		Amount outstanding to be written back to Revenue or to be treated as loan	
	During 1973-74	To end of 1973-74	During 1973-74	To end of 1973-74		
1	2	3	4	5	6	
(In lakhs of rupees)						
1. 94—Capital Outlay on Improvement of Public Health—Grants for Municipal Water Supply and drainage schemes.	1,22·67	8,27·08	33·60	2,75·11	5,51·97	
2. 98—Capital Outlay on Multi-purpose River Schemes—						
(i) Hirakud Dam Project—Stage-I—Capitalised interest.	..	16,23·84	16,23·84	
(ii) Hirakud subsidiary Power House Project—Capitalised interest.	..	16·97	16·97	
Total	..	16,40·81	16,40·81	
3. 99—Capital Outlay on Irrigation, Navigation, Embankment and Drainage Works (Commercial)—Delta Irrigation Scheme—Capitalised interest.	..	2·55	2·55	
4. 103—Capital Outlay on Public works—grants to Municipalities and Notified area councils for improvement of roads.	8·82	82·83	5·92	45·36	37·47	
5. 109—Capital Outlay on other works—						
(i) Grants to Zilla Parishads and Panchayat Samities for development of rural communications.	..	17·99	..	17·99	..	
(ii) Grants to Grama Panchayats for construction and repair of grain golas.	..	5·46	..	5·46	..	
(iii) Grants for construction of Panchayat Bhawan at district headquarters.	..	3·36	1·30	1·30	2·06	
(iv) Grants to Panchayat Samities for Anchal Road Communication.	..	15·25	3·70	15·25	..	
Total	..	42·06	5·00	40·00	2·06	
Grand Total	..	1,31·49	25,95·33	44·52	3,60·47	22,34·86

Explanatory Notes

1.94—*Capital Outlay on Improvement of Public Health—Grants for municipal water supply and drainage schemes*—According to the orders of Government, two thirds of the expenditure on urban water-supply and drainage schemes or local bodies are grants to be temporarily capitalised and written back to revenue (under major head “30—Public Health”) in twelve years beginning from 1960-61. The remaining one-third is to be treated as loan to the local bodies. Out of Rs. 827.08 lakhs temporarily capitalised up to 1973-74 Rs. 239.59 lakhs have been written back to Revenue and Rs. 35.52 lakhs treated as loan to local bodies.

2. (i) *Hirakud Dam Project Stage-I*—From 1948-49 up to the completion of the Project in 1959-60 interest charges on loans obtained from Government of India for the construction of the Project were paid by debit to capital. The revenue account of the project was opened from the 1st April 1960. It was decided by the Government (August 1965) that as no revenue surplus has been derived from the project and as there is also no hope of getting any revenue surplus from the project, the capitalised interest may not be written back to revenue.

(ii) *Hirakud subsidiary power house project-Stage-II*—The interest charged to capital for this project represents the interest allocated to the works pertaining to Stage-II of this project before it was taken up as an independent project. The revenue account of the project was opened from April, 1964. It was decided by the Government (August 1965) that as there is no hope of getting any surplus revenue from the project, the capitalised interest may not be written back to revenue.

3. *Delta Irrigation Scheme*—The interest charged to capital represents the interest allocated to works, which now form part of Delta Irrigation Scheme undertaken when the scheme was taken up as part of the Hirakud Dam Project. The revenue account of this scheme was opened from April, 1966.

4. 103—*Capital Outlay on Public Works—Grants to Municipalities and the notified area councils for improvement of roads*—According to the orders of the Government (January 1970) the expenditure on the road development programme of the local bodies is treated as grant to be temporarily capitalised and written back to the revenue (under major head “50—Public Works”) in twelve years beginning from 1960-61. Rupees 45.36 lakhs were written back to the revenue as against Rs. 82.83 lakhs capitalised up to 1973-74.

5. 109—*Capital Outlay on other works*—According to the orders of the Government (December 1965) the total capitalised expenditure of Rs. 42.06 lakhs on grants is to be written back to the revenue over a period of twelve years from 1966-67. Of this Rs. 40.00 lakhs were written back to revenue up to 1973-74.

STATEMENT No. 3 (i)—FINANCIAL

Sl. no.	Name of the project	Capital outlay during 1973-74			Capital outlay to end of 1973-74			Revenue receipts during 1973-74			
		Direct	Indirect	Total	Direct	Indirect	Total	Direct (public works receipts)	Indirect (receipts)	Total	
		(In lakhs of rupees)			(In lakhs of rupees)			(In lakhs of rupees)			
1	2	3	4	5	6	7	8	9	10	11	
<i>A—Irrigation works—</i>											
<i>Productive</i>											
1.	Hirakud Dam Project (Stage I and II).	12.87	0.06	12.93	69,49.86	52.11	70,01.97	4.04	..	4.04	
2.	Delta Irrigation Scheme.	2,43.49	1.75	2,45.24	41,93.73	39.94	42,33.67	(a)	..	(a)	
<i>Un-Productive</i>											
3.	Salandi Irrigation Project.	32.99	0.04	33.03	14,41.36	12.81	14,54.17	(a)	
4.	Orissa Canal Project	2,76.18	0.44	2,76.62	52.78	..	52.78	
5.	Rushikulya System	53.04	3.11	56.15	(a)	
6.	Bahuda Irrigation Project	9.98	0.06	10.04	1,26.86	1.12	1,27.98	(a)	
7.	Budhani Project.	2.51	0.02	2.53	1,56.12	1.45	1,57.57	(a)	
8.	Salki Irrigation Project	16.32	0.02	16.34	1,86.10	1.53	1,87.63	(a)	
9.	Darjang Irrigation Project.	5.50	0.05	5.55	4,03.84	3.71	4,07.55	(a)	
10.	Hiradharabati Irrigation Project.	1.95	0.02	1.97	41.34	0.40	41.74	(a)	
11.	Dhana I Irrigation Project.	7.53	0.07	7.60	1,63.66	1.67	1,65.33	(a)	
12.	Salia Irrigation Project.	29.49	0.05	29.54	3,74.55	3.24	3,77.79	(a)	
13.	Baghua Irrigation Project.	25.15	0.06	25.21	51.79	0.06	51.85	(a)	
	Total	..	3,87.78	2.20	3,89.98	144,18.43	1,21.59	145,40.02	56.82	..	56.82

(a) Information about revenue receipts from the projects has not been received except in respect of Orissa Canal Project and Hirakud Dam Project (Stage I and II).

RESULTS OF IRRIGATION WORKS

Revenue forgone or remission of Revenue during 1973-74 (Cols. 11+12)	Total Revenue during 1973-74	Working expenses and maintenance during 1973-74			Net Revenue excluding interest		Interest on direct Capital outlay	Net profit or loss after meeting interest	
		Direct	indirect	Total	Surplus of revenue (col. 13) over expenditure (col. 16) or excess of expenditure over Revenue (col.13) (-)	Rate percent on Capital outlay to end of 1973-74		Surplus or revenue over expenditure (+) or excess of expenditure over revenue(-)	Rate percent on capital outlay to end of the year
12	13	14	15	16	17	18	19	20	21
	(In lakhs of rupees)			(In lakhs of rupees)		(In lakhs of rupee)			
..	4.04	20.20	0.67	20.87	-16.83	-0.24	2,82.05	-2,98.88	-4.25
..	..	31.79	0.27	32.06	-32.06	-0.75	2,30.54	-2,62.60	-6.20
..	..	17.88	0.15	18.03	-18.03	-1.24	81.91	-99.94	-6.87
..	52.78	42.95	0.28	43.23	9.55	3.45	9.03	0.52	0.19
..	..	16.90	0.14	17.04	-17.04	-30.35	1.82	-18.86	-33.59
..	..	1.06	0.01	1.07	-1.07	-0.84	7.02	-8.09	-6.32
..	..	1.16	0.01	1.17	-1.17	-0.74	8.90	-10.07	-6.39
..	..	4.71	0.04	4.75	-4.75	-2.53	10.23	-14.98	-7.98
..	..	1.66	0.01	1.67	-1.67	-0.41	23.06	-24.73	-6.07
..	..	0.91	0.01	0.92	-0.92	-2.20	2.32	-3.24	-7.76
..	..	1.32	0.01	1.33	-1.33	-0.80	9.19	-10.52	-6.36
..	..	1.30	0.01	1.31	-1.31	-0.35	20.69	-22.00	-5.82
..	..	0.77	0.01	0.78	-0.78	-1.50	2.25	-3.03	-5.84
..	56.82	1,42.61	1.62	1,44.23	-87.41	-0.60	6,89.01	-7,76.42	-5.34

Explanatory Notes

1. Financial results of the minor irrigation schemes have not been shown in this statement.

2. The net loss expressed as a percentage of the capital outlay to end of 1973-74 is 5.34. The irrigation projects which have been declared as commercial undertakings are mentioned at page 18 and fifteen other multipurpose major and medium irrigation projects are under execution.

3. *Collection of water rates* :—According to rules framed by the Government in November 1961 for the assessment and the realisation of the water rates, these rates are being assessed and collected by the revenue authorities, the gross collections being accounted for under major head "IX-Land Revenue". The question of prescribing a procedure for transferring the net collection to the irrigation major heads and allocation of the revenue collected to the individual schemes opened to service was taken up with the Government in 1968. The final decision of Government is awaited.

4. *Non-assessment of betterment levy and water charges* :—Betterment charges have not been levied on lands irrigated by the canals of the irrigation schemes as no legislation for its levy has yet been enacted.

5. *Productive and unproductive works* :—The Works in the irrigation Department are classified as "productive" and "un-productive" according as the net revenue (gross revenue less working expenses) derived from each work on the expiry of ten years from the closure of construction estimate covers or does not cover the prescribed annual interest charges on the capital invested.

The productivity test involves certain *pro forma* adjustments which do not appear in the regular Government account. If a work classed as "Productive" fails to yield the prescribed return for three successive years it is classed as "Unproductive" class. Similarly if a work classed as unproductive yields for three successive years the prescribed return it is transferred to "Productive" class. The prescribed rate is 4 per cent on Power and 3 per cent on Irrigation for Hirakud Dam Project Stage I, 4 per cent for Orissa Canal Project and Rushikulya System, 4.5 per cent for Salandi Irrigation Project, Dhanai Irrigation Project, Salki Irrigation Project, Darjang Irrigation Project and Budhabudhiani Irrigation Project, and 3.75 per cent for Delta Irrigation Scheme.

No separate rates have been fixed for Hirakud Dam Project Stage II, Bahuda Irrigation Scheme, Hiradarbati Irrigation Schemes and Salia Irrigation Scheme.

Stages I and II of Hirakud Dam Project have been classified as "productive" from 1966-67. The other major and medium Irrigation Schemes have been classed as "Unproductive".

3(ii) FINANCIAL RESULTS OF ELECTRICITY SCHEMES

1. *Machkund Hydro-Electric (Joint) Scheme* :—The Government had undertaken the Machkund Hydro-Electric (joint) scheme in 1944 jointly with the Government of Andhra Pradesh with equal rights. Subsequently it was decided that the Government of Orissa should transfer 20 per cent of its rights to the Government of Andhra Pradesh for 99 years in lieu of which the latter should pay compensation to the former according to the terms and conditions agreed upon between the two Governments. During the construction period Orissa and Andhra are to bear 30 per cent and 70 per cent respectively of the capital expenditure. The capital invested by the Government of Orissa to end of 1958-59 was Rs. 462.64 lakhs. The debits raised by the Government of Andhra Pradesh for Rs. 60⁰ lakhs representing Orissa share (30 per cent) of the capital expenditure during 1959-60 to 1973-74 have not been accepted by the Government of Orissa.

With the formation of the Orissa State Electricity Board from March 1961 all the completed transmission and distribution systems and generating assets of Hirakud system and Talcher Thermal Scheme have been transferred to the Board. The Government has retained under it the Machkund Hydro Electric (joint) Scheme.

The actual receipts from sale of power and miscellaneous revenue of Machkund Hydro-Electric (joint) Scheme were Rs. 183.12 lakhs in 1973-74 against working expenses of Rs. 102.73 lakhs (exclusive of interest charges on capital provided by the Government). The gross receipts from the scheme and the working expenses exclusive of interest on capital to end of 1973-74 were Rs. 915.21 lakhs ; and Rs. 403.67 lakhs respectively.

2. *Balimela Dam and Power Project* :—The project was taken up by the Government in 1961-62 jointly with the Government of Andhra Pradesh at an estimated cost of Rs. 24.00 crores. While the expenditure on the Dam was to be shared equally by the two Governments ; fifty per cent of water of the reservoir was to be utilised by the power project in the Orissa side. Since the entire project is under execution by the Government of Orissa the expenditure in excess of the original estimate is being borne in full by Government, pending final agreement with the Government of Andhra Pradesh. The total expenditure on the project at the end of 1973-74 was Rs. 60.49 crores (Balimela Dam Rs. 29.35 crores and Balimela Power Project Rs. 31.14 crores).

Two out of the three units of the power projects were commissioned during 1973-74. The power generated was treated as sales to Orissa State Electricity Board which in turn transferred the entire power to Andhra grid since there was delay in completion of transmission lines connecting the powerhouse with the Talcher-Hirakud grid.

The actual receipt on sale of power (to Orissa State Electricity Board) was Rs. 1,18.00 lakhs in 1973-74 against working expense of Rs. 3.32 lakhs and interest charges of Rs. 173.15 lakhs on capital provided by the Government.

STATEMENT No. 4—DEBT POSITION

(i) Statement of Borrowings

Nature of Debt	Balance on the 1st April 1973	Receipt during the year	Repayment during the year	Balance on the 31st March 1974	Net increase (+) or decrease (-)
1	2	3	4	5	6
(In crores of rupees)					
I—Public Debt—					
Permanent Debt ..	74.06	6.65	0.19	80.52 (a)	+6.46
Floating Debt	18.42	14.42	4.00	+4.00
Loans from the Central Government.	469.73	83.47	38.55	514.65	+44.92
Other Loans ..	19.11	2.71	1.07	20.75	+1.64
Total—Public Debt ..	562.90	111.25	54.23	619.92	+57.02
II—Unfunded Debt ..	27.39	10.52	4.58	33.33	+5.94
Grand Total ..	590.29	121.77	58.81	653.25	+62.96

No law under Article 293 of the Constitution has been passed by the Legislature of the State laying down the limit within which Government may borrow on the security of the Consolidated Fund of the State.

Further details of debt and other interest bearing obligations are given in statement no. 17.

(a) Excludes Rs. 0.04 crore received on account of Orissa Government Loans raised during 1972-73 and earlier years lying under "T—Deposits and Advances—Civil Deposits" pending transfer to this head on issue of scrips.

Explanatory Notes

(1) *Total Debt*—The total indebtedness of the State Government increased by Rs. 62·97 crores during 1973-74 to Rs. 653·26 crores.

The total repayment of debt during the year was Rs. 54·23 crores. of that Rs. 1·07 crores were repaid to the Reserve Bank of India, the National Co-operative Development Corporation and the Life Insurance Corporation of India were charged to revenue.

(2) *Permanent Debt*—These are long term loans raised from the open market. During the year Government raised a loan of Rs. 6·55 crores. This bears 5 $\frac{3}{4}$ per cent interest and is repayable at par in 1985. No loan was due for repayment during 1973-74.

The repayment of Rs. 0·19 crore represents discharge of expired loans to the extent tendered for discharge during the year.

Full particulars of outstanding loans of Rs. 80·52 crores under this head will be found in statement no. 17.

Arrangements for amortisation—In accordance with the notifications for the open market loans raised by the Government, the following provisions for amortisation of each loan are to be made annually beginning with the financial year immediately following that in which the loan was raised.

(a) *Depreciation Fund*—A sum equal to 1 $\frac{1}{2}$ per cent of the total nominal amount of loans raised upto 1970-71 was set apart annually up to 1971-72 to form a depreciation fund for purchasing the securities of the loans for cancellation. No such provision was made there after.

(b) *Sinking Fund*—In addition to the annual contributions to the respective depreciation funds, an annual contribution is made to the sinking fund for amortisation of loans at such rates as the Government may decide from time to time.

The balances in the two funds at the commencement and at the end of 1973-74 are given below :—

	Balance on the 1st April 1973	Additions during the year	Withdrawals during the year	Balance on the 31st March 1974
1	2	3	4	5
(In lakhs of rupees)				
Depreciation Fund	4,19·16	69·89	..	4,89·05
Sinking Fund	30,99·29	4,14·06	..	35,13·35
Total	35,18·45	4,83·95	..	40,02·40

Rupees 13,71.29 lakhs out of the total balance in the funds have been invested in securities. Of that Rs. 4,52.31 lakhs have been invested in securities of the Government of India, Rs. 5,64.78 lakhs in securities of the other States and Rs. 3,54.20 lakhs in debentures and bonds of the Orissa Co-operative Land Development Bank, Electricity Boards of Orissa and the other States and the Ahmedabad Municipal Corporation.

The annexure to statement no. 19 shows further particulars of depreciation funds, contributions from the State revenues to sinking fund and investments out of accumulations in the sinking fund of the respective loans.

(3) *Floating Debt*—Ways and means advances of Rs. 14.42 crores were availed of by Government from the Reserve Bank of India during 1973-74 which were repaid during that year.

Cash credit accommodation from the State Bank of India to the extent of Rs. 4.00 crores was availed of by the Government in March, 1974; no repayment was made during the year.

(4) *Loans from the Government of India*—A statement of loans taken by the State Government is given in statement no. 17.

The Government have made the following amortisation arrangement for the repayment of the loans taken from the Government of India as its share out of market borrowing in 1963 (in lieu of open market loans 1975) and for industrial housing scheme.

Share out of the open market borrowings in 1963—A contribution is made to the sinking fund for amortisation of loan (repayable in 1975) at such rate as the Government may decide from time to time. No contributions were made to the sinking fund up to 1968-69. Rupees 1,16.14 lakhs were contributed from revenues to the sinking fund during 1973-74. The balance in the fund at the end of 1973-74 was Rs. 5,80.71 lakhs.

Industrial Housing Scheme—An amount equivalent to the actual recoveries made from the industrialists is transferred to a sinking fund. The balance in the fund at the end of 1973-74 was Rs. 17.20 lakhs. Of this Rs. 9.69 lakhs were invested in the securities of the Government of India.

The annexure to statement no. 19 shows further particulars of contributions from the State revenues to the sinking fund and investment out of accumulation in the sinking fund.

Rehabilitation loans—The revised terms decided by the Government of India in August 1959 for the repayment of relief and rehabilitation loans have been accepted by the State Government. Rupees 53.17 lakhs and Rs. 25.53 lakhs on account of principal and interest respectively were due for repayment upto the 31st March 1974 according to these terms and conditions. The State Government is, however, paying to the Government of India only the sums actually realised from the displaced persons.

In June 1964 the Government of India decided that the State Government should be absolved of the responsibility for sharing any portion of losses on loans granted to the displaced persons migrated from erstwhile East Pakistan prior to the 31st March 1964 (other than those granted to the

displaced persons migrated after the 31st December 1963). Rupees 4.63 lakhs so far worked out by the State Government as loss on a portion of the loan were remitted during 1973-74; such remissions to the end of 1973-74 were Rs. 30.89 lakhs.

For loans for the rehabilitation of the repatriates from Burma, according to the terms decided by the Government of India, Rs 24.11 lakhs toward principal and Rs. 18.64 lakhs towards interest were due for payment upto the 31st March 1974. The State Government however decided in May 1969, to pay only the sums realised from the Burma repatriates; no amount was repaid to Government of India during 1973-74; although Rs. 0.76 lakhs towards principal and Rs. 0.56 lakh towards interest were realised from the repatriate on this account.

Rupees 4.72 crores were received by the Government during 1973-74 as ways and means advances for Centrally sponsored schemes; of these, Rs. 4.05 crores were adjusted as grants and Rs. 0.67 crore were converted as loans during the year.

Rupees 22.89 crores were received from the Government of India as loans during 1973-74 for State Plan Schemes.

(5) *Other Loans*—The particulars of the outstanding loans will be found in statement no. 17.

The Government have also made amortisation arrangements for the repayment of loans taken from the Life Insurance Corporation of India for housing schemes. Rupees 7.24 lakhs were contributed from revenue to the sinking fund during 1973-74. The balance in the fund at the end of 1973-74 was Rs. 55.52 lakhs.

(6) *Unfunded Debt*—This comprises the provident fund balances of the Government servants.

(ii) *Other obligations*

In addition to the borrowings mentioned above the balances at the credit of the earmarked and the other funds as also certain deposits, to the extent to which they have not been invested but are merged with general balance of Government also constitute the liability of the State Government. The amount of this liability at the end of 1973-74 was Rs. 72.14 crores as below; further details are given in statement nos. 16 and 19.

Nature of obligations	Balance on the 1st April 1973	Receipts during the year	Repayment during the year	Balance on the 31st March 1974	Net increase (+) or decrease (-) during the year
1	2	3	4	5	6
(In crores of rupees)					
Interest bearing obligations such as deposit of depreciation reserve funds of Commercial Undertakings.	4.92	0.42	0.43	4.91	-0.01
Non-interest bearing obligations such as deposits of local funds, civil deposits and other earmarked funds.	56.55	60.88	50.20	67.23	+10.68
Total	61.47	61.30	50.63	72.14	+10.6

(iii) Service of Debt

(a) Interest on debt and other obligations—The outstanding gross debt and other obligations and amount met from revenue during 1972-73 and 1973-74 as interest charges thereon are shown below :—

	1972-73	1973-74	Net increase(+) or decrease (-)
	(In crores of rupees)		
Outstanding gross debt and other obligations.	651.76	725.40	+ 73.64
(1) Interest paid by the Government—			
(a) On public debt and unfunded debt	25.31	28.84	+ 3.53
(b) On other obligations ..	0.04	0.03	- 0.01
Total ..	25.35	28.87	+ 3.52
(2) Deduct—			
(a) Interest received on loans and advances given by the Government.	2.87	1.90	- 0.97
(b) Interest realised on investment of cash balances.	0.17	0.46	+ 0.29
(c) Interest paid on account of compensation on abolition of Zamindari System eventually met from Zamindari Abolition Fund.	0.04	0.03	- 0.01
(3) Net amount of interest charges ..	22.27	26.48	+ 4.21
Percentage of gross interest (item (i)) to total revenue receipts.	15.1	16.5	..
Percentage of net interest (item (3)) to total revenue receipts.	13.3	15.2	..

There were in addition certain other receipts and adjustments totalling Rs. 11.76 crores, such as interest received from the commercial Departments, interest on the arrears of revenue and miscellaneous receipts. If these are also taken into account the net burden of interest on revenue will be Rs. 14.72 crores (8 per cent of the total revenues).

The Government also received during the year Rs. 11.17 lakhs as dividend on investments in commercial undertakings, etc.

(b) Appropriation for reduction or avoidance of debt—

	1972-73	1973-74	Net increase (+) or decrease (-)
	(In crores of rupees)		
(i) Contribution to sinking funds	6.74	6.07	- 0.67
(ii) Other appropriations ..	0.93	1.07	+ 0.14
Total ..	7.67	7.14	- 0.53

STATEMENT No. 5-LOANS AND ADVANCES BY STATE GOVERNMENT

(i) Statement of loans and advances—

Categories of loans and advances	Outstanding on the 1st April 1973	Paid during the year	Repaid during the year	Outstanding on the 31st March 1974	Additions during the year
1	2	3	4	5	6
(In crores of rupees)					
Loans to local funds, private parties, etc.—					
Loans to municipal corporations and municipalities.	1.63	0.20	0.12	1.71	0.08
Loans to Panchayatiraj Institutions.	0.52	(a)	0.06	0.46	-0.06
Loans to district and other local fund committees.	0.11	0.01	0.04	0.08	-0.03
Loans to Co-operative institutions and banks.	8.49	1.90	1.58	8.81	0.32
Loans to landholders and other notabilities.	(b)	(b)	..
Loans and advances under community development programme.	0.38	..	0.29	0.09	-0.29
Loans and advances to displaced persons.	2.03	0.11	0.06	2.08	0.05
Advances to cultivators ..	10.27	1.69	2.32	9.64	-0.63
Loans to statutory Corporations, boards and Government companies.	92.90	2.63	0.83	94.70	1.80
Miscellaneous ..	7.84	0.69	0.63	7.90	0.06
Loans to Government Servants, etc.—					
House building advances ..	2.03	0.75	0.25	2.53	0.50
Advances for purchase of motor conveyances.	0.84	0.24	0.25	0.83	-0.01
Advances for purchase of other conveyances.	0.08	0.04	0.07	0.05	-0.03
Other advances ..	3.86	0.02	1.65	2.23	-1.63
Total ..	1,30.98	8.28	8.15	1,31.11	0.13

A detailed account is given in statement no. 18

(a) Rs. 8,900 only

(b) Rs. 49 only

(ii) *Recoveries in arrears*—The recoveries in arrears on the 31st March 1974 against loans, the detailed account of which are maintained by the Departmental officers have been furnished (February 1975) by fifteen Departments. The information received is given below (Information from seven Departments is awaited):—

	Balances of loans outstanding as on the 31st March 1974	Amount of overdue	
		Principal	Interest
(In lakhs of rupees)			
1. Loans to statutory Corporations, Boards and Government Companies—			
Orissa Agro and Small Industries Corporation	32.50	10.50	9.30
Orissa State Electricity Board ..	79,34.01	..	6,69.90
Industrial Development Corporation, Orissa ..	9,04.62	1,79.94	1,89.46
Orissa Mining Corporation ..	1,25.50	35.86	32.93
Fisheries Development Corporation ..	26.10	19.22	8.60
2. Loans and advances under Community Development programmes.			
	28.97	15.44	12.15
3. Loans to Co-operative Institutions and Banks—(b)			
	8,81.26	1,79.79	79.58
4. Miscellaneous Loans and Advances—			
Jagannath Temple ..	1.88	1.50	0.38
Displaced Goldsmiths ..	48.85	38.83	18.58
Orissa Hindu Religious Endowment Fund ..	1.58	0.79	0.79
Orissa Board of Wakfs ..	0.33	0.30	0.03
Orissa Flying Club ..	0.71	0.55	0.16
Loans to Orissa State Road Transport Corporation.	0.52	0.52 (a)	..
Total ..	99,86.83	4,83.24	10,21.86

(a) The Corporation has been liquidated. The proposal for writing off the balance is under consideration.

(b) The loanwise details have not been furnished by the Department.

Information has not been received from the following Departments about balances of loans outstanding on the 31st March 1974 and amounts of principal and interest overdue on that date:—

Department	Loans
(1) Health Family Planning ..	Miscellaneous loans and Advances
(2) Urban Development ..	Loans to displaced persons
(3) Labour, Employment and Housing.	Loans to State Housing Board and under various Housing Schemes
(4) Rural Development ..	Miscellaneous Loans and Advances
(5) Agriculture and Co-operation	Loans to Co-operative Institutes (loanswise details)
(6) Education ..	Miscellaneous loans and Advances
(7) Revenue Department ..	Advances to Cultivators and Miscellaneous Loans and Advances

Against loans and advances paid to the municipalities, the local funds, etc., the detailed account of which are kept in the accounts office, Rs. 1,79.48 lakhs were due for recovery at the close of 1973-74 as shown below:—

	Amount	
	Principal	Interest
	(In lakhs of rupees)	
Loans to municipal corporations and municipalities ..	95.73	23.98
Loans to district and other local fund committees ..	7.17	4.20
Loans under State-aid to Industries, Act ..	29.97	18.43
Total ..	1,32.87	46.61

Year-wise analysis of overdue principal and interest of these loans and advances is given below:—

	Amount	
	Principal	Interest
	(In lakhs of rupees)	
1967-68 and earlier years ..	1.53	8.43
1968-69 ..	1.02	0.77
1969-70 ..	3.37	2.49
1970-71 ..	2.46	3.02
1971-72 ..	10.97	8.79
1972-73 ..	45.91	2.83
1973-74 ..	67.61	20.28
Total ..	1,32.87	46.61

**STATEMENT No. 6—GUARANTEES GIVEN BY GOVERNMENT
FOR REPAYMENT OF LOANS, ETC.; RAISED BY STATU-
TORY CORPORATIONS, LOCAL BODIES, OTHER
INSTITUTIONS AND PRIVATE PARTIES**

1	Maximum amount of guarantee for which Government has entered into agreements	Amount actually covered by guarantee on the 31st March 1974
2	3	
In lakhs of rupees)		
Working capital loans, debentures, bonds, etc., raised by and payment of dividend by—		
(a) One corporation/one statutory board ..	50,06.70	50,06.70
(b) Fifteen Government companies ..	18,86.95	12,81.27
(c) Seven joint stock companies ..	10.46	1.85
(d) One hundred and twelve co-operative banks and institutions.	45,70.71	31,88.04
(e) Seventeen Municipalities and Notified Area Councils ..	3,62.24	1,04.24
(f) Two private parties ..	1.87	0.96
Total ..	118,38.93	95,83.06

No law under Article 293 of the Constitution has been passed by the State Legislature laying down the limits within which the Government may give guarantees on the security of the Consolidated Fund of the State.

The Government guaranteed the payment of loans, etc., raised by various institutions and in consideration thereof they were to pay to the Government guarantee commission at rates varying from $\frac{1}{2}$ per cent to $1\frac{1}{2}$ per cent of the outstanding guarantee. Some institutions defaulted in payment of the guarantee commission. The extent of such default, according to information furnished by the departmental officers, has been mentioned in col. 4 of the detailed statement below. It will be seen that Rs. 36.33 lakhs were outstanding from these bodies towards guarantee commission.

The Government paid Rs. 3.19 lakhs during 1973-74 in discharge of guarantee obligations for one Government Company, one Marketing Society and two industrial Co-operatives. Government have initiated action to recover the amount through proposals of liquidation and leasing out the units.

STATEMENT No. 6—*contd.*

The guarantees outstanding on the 31st March 1974 are given below:—

Name of the public or other body on whose behalf guarantee has been given and brief nature of the guarantee	Maximum amount guaranteed for which Government has entered into agreements	Amount actually covered by guarantee on the 31st March 1974	Remarks
1	2	3	4

(In lakhs of rupees)

A—STATUTORY CORPORATIONS AND BOARDS—

(a) Guarantee for the repayment of capital raised by Orissa State Financial Corporation and for the payment of the minimum dividend at 3.5 per cent on initial share capital of Rs. 50 lakhs and at 4 per cent on the additional capital of Rs. 50 lakhs	1,00.00	1,00.00	
(b) Guarantee under section 7 (1) of the State Financial Corporation Act, 1951 for payment of interest and recoupment of loan raised by Orissa State Financial Corporation by floating of—			
(i) 5 per cent bonds redeemable in 1976..	50.00	50.00	
(ii) 5 $\frac{1}{2}$ per cent bonds redeemable in 1978..	50.00	50.00	
(iii) 5 $\frac{1}{2}$ per cent bonds redeemable in 1979	50.00	50.00	
(iv) 6 per cent bonds redeemable in 1980..	35.00	35.00	
(v) 6 per cent bonds redeemable in 1981..	55.00	55.00	
(vi) 6 per cent bonds redeemable in 1984..	55.00	55.00	
(vii) 6 per cent bonds redeemable in 1985	55.00	55.00	
(c) Guarantee given on behalf of Orissa State Electricity Board for the payment of the interest and repayment of loans obtained—			64,994(a)
(i) From the public by floating of debentures of financing the capital expenditure of the Board.	28,72.71	28,72.71	
(ii) From the Rural Electrification Corporation.	16,83.99	16,83.99	
Total—Statutory Corporations and Boards	50,06.70	50,06.70	64,994

(a) Represents outstanding guarantee commission in rupees

STATEMENT No. 6—contd.

Name of the public or other body on whose behalf guarantee has been given and brief nature of the guarantee	Maximum amount guaranteed for which Government has entered into agreements	Amount actually covered by guarantee on the 31st, March 1974	Remarks
1	2	3	4
(In lakhs of rupees)			
B—GOVERNMENT COMPANIES—			
(a) Guarantee given to the State Bank of India, Orissa State Financial Corporation, United Bank of India and Allahabad Bank for cash credit arrangements made to meet the working / block capital requirements of —			
(i) The Cuttack Iron and Steel products, Ltd, Cuttack.	0.50	0.50	1,000 (a)
(ii) The Spark Battery Manufacturing Company, Ltd., Cuttack.	2.00	2.00	4,134 (a)
(iii) The Kalinga Foundry, Ltd., Dhanmandal.	8.00	8.00	8,000 (a)
(iv) The Baluga Iron Works, Ltd., Balasore.	(b)	..	6,179 (a)
(v) The Kalinga Steel and Wire Products, Ltd., Cuttack.	(b)	..	1,187 (a)
(vi) The Orissa Concrete Products, Ltd., Bhubaneswar.	1.25	1.25	1,250 (a)
(vii) The Orissa Sports Manufactures and Fabricators, Ltd., Cuttack.	(b)	..	3,834 (a)
(viii) The Orissa Agrico, Ltd., Cuttack	0.25	0.25	250 (a)
(ix) The Orissa Timber Products, Ltd., Rourkela.	(b)	..(c)	6,640 (a)
(x) The Orissa Board Mills, Ltd., Cuttack.	(b)	..	48,803 (a)
(xi) The Orissa Electrical Manufacturing Co. Ltd., Cuttack.	(b)	..	5,000 (a)
(xii) The Mayurbhanj Textiles, Ltd., Baripada.	(b)	..	225 (a)

(a) Represents outstanding guarantee commission in rupees

(b) Guarantee liability liquidated by the Government during 1971-72

(c) Government paid Rs. 1.22 lakhs during 1973-74 towards repayment of the principal and the interest.

STATEMENT No. 6—*contd.*

Name of the public or other body on whose behalf guarantee has been given and brief nature of the guarantee	Maximum amount guaranteed for which Government has entered into agreements	Amount actually covered by guarantee on the 31st March 1974	Remarks
1	2	3	4
(In lakhs of rupees)			
(b) Guarantee given on behalf of Orissa Mining Corporation, Bhubaneswar, for payment of interest and repayment of loans obtained.	5,85,000 (a)
(i) From the public by floating debentures.	1,00'00	1,00'00	..
(ii) From the Government of India, the State Bank of India and Bank of Baroda.	81'00	68'67	..
(iii) From the State Bank of India (counter guarantee) for the payment of the cost of machinery obtained on deferred payment basis.	1,63'88	7'38	..
(c) Guarantee given on behalf of Industrial Development Corporation, Ltd., Bhubaneswar for—	22,22,080 (a)
(1) Cement project to—			
(i) M/s. Society Five Lille Cail, Paris, for the purchase of the machinery on deferred payment basis.	1,43'11	12'14	..
(ii) The United Bank of India for cash credit facility.	1,00'00	78'29	..
(2) Cable project to—			
(i) M/s. Renault Engineering Company, France for supply of machinery for Cable project on deferred payment basis.	1,16'31	39'52	..
(ii) The Andhra Bank, Ltd., for medium term loan and cash credit facility.	70'00	66'00	..
(3) Ferro-Chrome project to—			
(i) The Asea Electric Private Ltd., Calcutta for supply of machinery on deferred payment basis.	2,62'70	1,19'19	..
(ii) The Andhra Bank Ltd, the United Bank of India and Allahabad Bank for the medium term loans and bills discounting facility.	2,75'00	2,74'55	..

(a) Represents outstanding guarantee commission in rupees

STATEMENT No. 6—*contd.*

Name of the public or other body on whose behalf guarantee has been given and brief nature of the guarantee	Maximum amount guaranteed for which Government has entered into agreements	Amount actually covered by guarantee on the 31st March 1974	Remarks
1	2	3	4
(In lakhs of rupees)			
(iii) Orissa State Electricity Board in Lieu of security deposit.	11.46	11.46	..
(4) Kalinga Iron Works to the Bank of Baroda for repayment of the medium term loans and the cash credit facility.	1,30.00	75.00	..
(5) Re-rolling Mills to—			
(i) The United Commercial Bank and Orissa State Financial Corporation for medium term loan.	40.00	35.58	..
(ii) Orissa State Electricity Board in lieu of the security deposit.	1.49	1.49	..
(d) Guarantee given for the repayment of the loan and payment of interest on behalf of Orissa Forest Corporation, Ltd., Bhubaneswar to—			
(i) The Canara Bank, Cuttack, for the cash credit accommodation provided for the hypothecation of stocks.	20.00	20.00	35,868 (a)
(ii) State Bank of India, Bhubaneswar for the cash credit accommodation provided on hypothecation of the Kendu Leaves.	3,60.00	3,60.00	*
Total—Government Companies	18,86.95	12,81.27	29,29,450
C—JOINT STOCK COMPANIES—			
(a) Guarantee given to Orissa State Financial Corporation, Industrial Financial Corporation and Industrial credit and Investment Corporation of India, Ltd. for repayment of loans obtained by Indian Metals and Ferro Alloys, Ltd. Koraput for establishment of Ferro Silicon Plant.	(b)	..	1,29,330 (a)

(a) Represents outstanding guarantee commission in rupees

(b) The company has fully paid the loan of Orissa State Financial Corporation and is not availing Government guarantee for the loan of Industrial Financial Corporation of India and Industrial Credit and Investment Corporation of India.

* The State Government have waived the outstanding guarantee commission in 1973-74

STATEMENT No. 6—Contd.

Name of the public or other body on whose behalf guarantee has been given and brief nature of the guarantee	Maximum amount guaranteed for which Government has entered into agreements	Amount actually covered by guarantee on the 31st March 1974	Remarks
1	2	3	4
(In lakhs of rupees)			
(b) Guarantee given to the State Bank of India for raising loan by M/s. Paradeep Engineering (Private) Ltd. for execution of Structural Fabrication Works.	(b)	..	15,627 (a)
(c) Guarantee given to Orissa State Financial Corporation for repayment of loan obtained by—			
(i) Bolangir Metal Industries Ltd., Bolangir.	(b)	..	550 (a)
(ii) Utkal Watch and Radio Stores (Private) Ltd., Berhampur.	4'61	..	21,702 (a)
(iii) Orient Spinning Mills Ltd., ..	(b)	..	1,05,510 (a)
(iv) Konark Ceramics (Private) Ltd., Cuttack.	4'00	..	16,701 (a)
(d) Guarantee given to Government of India, Salt Department for raising loans by East Coast Salt and Chemical Industries Ltd. for raising loan for acquiring equipment for improvement of Salt factory.	1'85	1'85	..
Total—Joint Stock Companies ..	10'46	1'85	2,89,420
D—PRIVATE BANKS AND SOCIETIES, ETC.			
(a) Co-operative Banks—			
(i) Guarantee given for repayment of principal and payment of interest on debentures floated by the Orissa State Co-operative Land Development Bank, Ltd., Bhubaneswar.	26,00'00	21,91'15	..
(ii) Guarantees given to the Reserve Bank of India for payment of medium and short-term loans obtained by the Orissa State Co-operative Bank Ltd. Cuttack for—
(1) Agricultural purposes ..	11,65'00	3,04'19	..
(2) Financing the handloom Weavers' Co-operative Societies.	40'00	6'60	..

(a) Represents outstanding guarantee commission in rupees.

(b) Guarantee liability liquidated by the Government during 1971-72 and earlier years.

STATEMENT No. 6—Contd.

Name of the public or other body on whose behalf guarantee has been given and brief nature of the guarantee	Maximum amount guaranteed for which Government has entered into agreements	Amount actually covered by guarantee on the 31st March 1974	Remarks
1	2	3	4
(In lakhs of rupees)			
<i>(b) House Building Society—</i>			
Guarantee given for the repayment of amount raised by floating of the debentures and the payment of the interest thereon by the Orissa State Co-operative Housing Corporation, Ltd, Bhubaneswar.	26.12	26.12	
<i>(c) Marketing Societies—</i>			
<i>(i)</i> Guarantee given to Orissa State Financial Corporation for block capital requirement of the twenty-nine Regional Marketing Co-operative Societies.	27.83	19.38	7,206 (a)
<i>(ii)</i> Guarantees given for block/working capital obtained by the seven processing and marketing societies.	18.35	15.63 (b)	3,220 (a)
<i>(iii)</i> Guarantees given to the State Bank of India, Cuttack, for working capital requirement of the Jute Marketing Co-operative society, Danpur.	30.00	30.00	7,049 (a)
<i>(iv)</i> Guarantee given to State Co-operative Banks for working capital obtained by the Orissa State Co-operative Marketing Society.	1,00.00	1,00.00	
<i>(d) Industrial Societies—</i>			
<i>(i)</i> Joint guarantee by the Government of India and the State Government on 50 : 50 basis given to the Industrial Finance Corporation for the payment of the interest and the repayment of loans given to —			
<i>(1)</i> The Aska Co-operative Sugar Industries, Ltd, Aska.	85.00	48.50	
<i>(2)</i> The Baragarh Co-operative Sugar Mills, Ltd., Baragarh.	90.00	90.00	

(a) Represents outstanding guarantee commission in rupees.

(b) Government paid Rs. 1.31 lakhs during 1973-74 to liquidate guarantee liability in respect of loan raised by Banki Sugarcane Processing and Marketing Co-operative Society.

STATEMENT No. 6—Contd.

Name of the public or other body on whose behalf guarantee has been given and brief nature of the guarantee	Maximum amount guaranteed for which Government has entered into agreements	Amount actually covered by guarantee on the 31st March 1974	Remarks
1	2	3	4
(In lakhs of rupees)			
(ii) Guarantee given to the Life Insurance Corporation of India, the Industrial Finance Corporation of India, the State Bank of India, the National Co-operative Development Corporation of India, the Orissa State Co-operative Bank and the Orissa State Finance Corporation for the repayment of loans given to—			
(1) The Aska Co-operative Sugar Industries, Ltd., Aska.	98.68	93.68	5,362 (a)
(2) The Bargarh Co-operative Sugar Mills, Ltd., Bargarh.	2,00.00	2,00.00	14,750 (a)
(iii) Guarantees given to the State Bank of India and the Berhampur Central Co-operative Bank, Ltd., for the repayment of short term loan obtained by the Powerloom Weaver's Co-operative Societies, Madhunagar and Berhampur.	8.00	8.00	..
(iv) Counter guarantee given on behalf of the Orissa Weavers' Co-operative Spinning Mills, Ltd., Bargarh, to—			
(1) The Industrial Finance Corporation of India, for regular repayment of loan.	31.00	25.14	6,535 (a)
(2) M/s. Mitsubishi Shuji Kaish Ltd. Japan for the supply of the machinery on deferred payment basis.	3.57	1.17	986 (a)
(v) Guarantee given on behalf of the Orissa Weavers' Co-operative Spinning Mills, Ltd., Bargarh, to Orissa State Electricity Board in lieu of the security deposit for supply of power to the Mill.	0.41	0.41	103 (a)

(a) Represents outstanding guarantee commission in rupees

STATEMENT No. 6—*Concl'd.*

Name of the public or other body on whose behalf guarantee has been given and brief nature of the guarantee	Maximum amount guaranteed for which Government has entered into agreement	Amount actually covered by guarantee on the 31st March 1974	Remarks
1	2	3	4
(In lakhs of rupees)			
(vi) Guarantee given to Orissa State Financial Corporation, State Bank of India and Central Co-operative Bank for repayment of the cash credit and block capital loan obtained by—			
(1) Sixty-four Panchayat Samiti Industrial Co-operative Societies.	39.24	14.82 (b)	61,376 (a)
(2) The Aska Co-operative Cold Storage.	3.61	3.47	..
(3) The Bapuji Co-operative Cold Storage.	1.90	1.90	..
(4) The Chanerpada Co-operative Cold Storage, Chanerapada.	1.70	1.58	..
(vii) Guarantee given to the Government of India for the repayment of loan obtained from the Salt Cess Fund by the Humma Salt Production and Sales Co-operative Society.	0.30	0.30	..
Total—Co-operative Banks and Societies.	45,70.71	31,88.04	1,06,587
E—NOTIFIED AREA COUNCILS AND MUNICIPALITIES—			
Guarantee given to the Life Insurance Corporation for the repayment of loan and the payment of interest obtained by the fourteen municipalities and the three notified area councils.	3,62.24	1,04.24	2,34,865 (a)
Total—Notified area Councils and Municipalities.	3,62.24	1,04.24	2,34,865
F—PRIVATE PARTIES—			
Guarantees given to Orissa State Financial Corporation for the repayment of loans obtained for the production of Oriya Films by—			
(i) Shrimati Parbati Ghosh ..	1.87	0.96	3,945 (a)
(ii) Shrimati Swarna Patnaik ..	(c)	..	3,624 (a)
Total—Private Parties ..	1.87	0.96	7,569

(a) Represents outstanding guarantee commission in rupees

(b) The Government paid Rs. 0.66 lakh during 1973-74 towards repayment of principal and interest for—

(i) Bhattigan Rice and Oil Mill Industries Rs. 0.45 lakh and

(ii) Kotpad Mangalore pattern Tile manufacturing Co-operative Society Rs. 0.21 lakh.

(c) Guarantee liability liquidated by the Government during 1971-72.

STATEMENT No. 7—CASH BALANCE AND INVESTMENT OF
CASH BALANCE

	As on the 1st April 1973	As on the 31st March 1974
	(In lakhs of rupees)	
(a) General Cash Balance—		
(1) Cash in Treasuries ..	46.11	5,89.80
(2) Deposits with Reserve Bank ..	-22,10.27	-20,12.36
Total ..	-21,64.16	-14,22.56
(3) Investments held in the Cash Balance Investment Accounts.	17,03.06	3,01.83
Total—(a) ..	-4,61.10	-11,20.73
(b) Other Cash Balance and Investments		
(i) Cash with the Departmental Officers (viz. Offi- cers of Forest, Public Works Departments).	42.78	43.95
(ii) Permanent advances for contingent expenditure with Departmental Officers.	2.07	2.05
(iii) Investment of earmarked funds ..	13,80.98	13,80.98
Total—(b) ..	14,25.83	14,26.98
Total—(a) and (b) ..	9,64.73	3,06.25

Explanatory Notes

Under an agreement with the Reserve Bank of India the State Government has to maintain with the Reserve Bank a minimum balance of Rs. 30 lakhs on all working days from 1st March 1967. The Bank informs the Government of its daily balance with the Bank at the close of each working day. If the balance falls below the agreed minimum on any day the deficiency is made good either by taking a ways and means advance from the Reserve Bank or by selling treasury bills.

The ways and means advances are granted by the Bank only upto a limit mutually agreed upon between the Bank and the Government. During 1973-74 the limits were Rs. 3.60 crores for normal and Rs. 4.40 crores for special ways and means advances. The rate of interest on both the advances is charged at one per cent below the bank rate; during 1973-74 it was five per cent.

The ways and means advances of Rs. 14.42 crores obtained from the Reserve Bank during 1973-74 were repaid during that year. The interest paid on the advances during the year was Rs. 1.24 lakhs.

If even after the maximum advance is given the cash balance is below the minimum, the deficiency is left uncovered but the bank charges interest at the bank rate on such overdrafts; during 1973-74 it was six per cent. The Government paid Rs. 0.18 lakh as interest on the overdraft for the year 1972-73.

The Treasury Bills of Rs. 105.04 crores were also rediscounted on various dates during 1973-74 to make up the deficiency in the cash balance. The minimum cash balance with the Reserve Bank of India was maintained by the State Government during 1973-74 for 301 days without obtaining advances and for 64 days by taking normal and special ways and means advances.

2. The cash balance with the Reserve Bank (*minus* Rs. 20,12.36 lakhs) as shown in Government account represents the balance after taking into account inter Governmental monetary settlements pertaining to 1973-74 advised to the Reserve Bank upto the 25th April 1974.

3. The following is an analysis of the investment held in the Cash Balance Investment Account on the 31st March 1974 :—

	(In lakhs of rupees)
(i) Government of India securities ..	2,69.75
(ii) Fixed Deposit with the banks (ex-Mayurbhanj State Bank merged with the State Bank of India).	28.16
(iii) Balances in the current accounts with certain banks opened by the former rulers of ex-States which merged with Orissa.	3.86
(iv) National and Defence Savings Certificates ..	0.06
Total	3,01.83

The Interest realised during the year on the investment was Rs. 46.04 lakhs which includes Rs. 42.12 lakhs being interest on treasury bills of Rs. 105.04 crores rediscounted during 1973-74.

4. Some details of investments from out of the earmarked funds (including sinking funds for loans) are shown below. Further details are given in statement no. 19 and annexure thereto.

	(In lakhs of rupees)
(a) Government of India securities ..	4,62.00
(b) State Government securities—	
(i) Gujarat ..	1,78.11
(ii) Madhya Pradesh ..	88.95
(iii) Maharashtra ..	64.87
(iv) Bihar ..	56.44
(v) Uttar Pradesh ..	52.52
(vi) Assam ..	34.95
(vii) Tamilnadu ..	34.11
(viii) Andhra Pradesh ..	21.98
(ix) West Bengal ..	19.67
(x) Karnataka ..	13.18
(c) Debentures and Bonds—	
(i) State Electricity Board, Orissa ..	2,64.02
(ii) State Electricity Board, Gujarat ..	34.30
(iii) State Co-operative Land Development Bank, Orissa ..	29.30
(iv) State Electricity Board, Uttar Pradesh ..	20.58
(v) Ahmedabad Municipal Corporation ..	5.00
(vi) State Electricity Board, Bihar ..	1.00
Total—(a) (b) and (c) ..	13,80.98

The interest realised during 1973-74 on the above investments was Rs. 66.07 lakhs.

STATEMENT No. 8—SUMMARY OF BALANCES UNDER CONSOLIDATED FUND, CONTINGENCY FUND AND PUBLIC ACCOUNT

The following is a summary of the position on 31st March 1974 :—

Debit balances	Section of the general account	Name of account	Page	Credit balances
1	2	3	4	5
Rs.				Rs.
CONSOLIDATED FUND				
569,60,14,224	A to K and part of Section T	Government Account	44	..
	O	Public Debt	155	619,92,30,583
131,10,82,887	Q	Loans and Advances by State/ Union Territory Govern- ments.	155	..
CONTINGENCY FUND				
..		Contingency Fund	155	1,60,50,231
PUBLIC ACCOUNT				
..	S	Unfunded Debt	157	33,33,30,616
..	T	Deposits and Advances—		
		(i) Deposits bearing interest	157	4,91,40,463
		(ii) Deposits not bearing interest—		
		Gross balance	158—165	81,44,00,793
13,80,98,499		Investments	159	..
6,87,74,002		(iii) Advances not bearing interest.	159	..
		(iv) Suspense		
3,01,82,828		Investments	167	..
6,81,55,050		Other items (net)	167	..
	U	Remittances—		
24,21,01,305		I—Remittances within India	169	..
..	X	Cash balance (closing)	169	14,22,56,109
755,44,08,795		Total		755,44,08,795

Explanatory Notes

The significance of the term "Government Account" is explained in note 3 below. The other headings in the summary take into account the balances in the Government books where the Government has a liability to repay the moneys received or has a claim to recover the amount paid and also heads of account opened in the books for adjustment of remittance transactions. It must be understood that these balances cannot be regarded as complete record of the financial position of the Government of Orissa as these do not take into account the physical assets of the State such as lands, buildings, communications, etc. nor any accrued dues or outstanding liabilities which are not brought to account under the cash basis of accounting followed by the Government.

2. A summary of receipts, disbursements and balances under debt, deposits and remittances and the Contingency fund is given in statement no. 16.

In a number of cases there are unreconciled differences in the closing balance as reported in statement no. 16 and that shown in the separate registers or other records maintained in the Accounts Office/departmental offices for the purpose. Steps are being taken to settle the discrepancies as soon as possible. In many cases the full details and documents required for the purpose are awaited from the department/Treasury officers some cases are detailed in Appendix-II.

The balances are communicated to the departmental officers every year for acceptance thereof. In a large number of cases such acceptances have not been received.

The following are instances where verification and acceptance of balances of large amounts have been delayed. In many cases the delay extends over several years :—

Head of account	Number of acceptances awaited	Year from which acceptances are awaited	Amount outstanding on the 31st March 1974
1	2	3	4

(Rs in lakhs)

Q--Loans and Advances by the State/Union Territory Government—

I—Loans whose detailed accounts are maintained by departmental officers—

(a) Miscellaneous loans and advances ..	4	1962-63	12.45
	10	1963-64	68.59
	11	1964-65	90.12
	10	1965-66	85.29
	11	1966-67	85.02
	12	1967-68	73.68
	10	1968-69	170.12
	9	1969-70	45.25
	20	1970-71	91.35
	19	1971-72	29.35
	23	1972-73	54.00
	22	1973-74	274.11

Head of account	Number of acceptances awaited	Year from which acceptances are awaited	Amount outstanding on the 31st March 1974
1	2	3	4
			(Rs in lakhs)
(b) Loans and advances under Community Development Programme.	12	1963-64	78.94
II—Loans whose detailed accounts are maintained in the accounts office—			
(a) Loans to Statutory Corporations, Boards and Government Companies—	40	1966-67	28.50
Loans under State-Aid to Industries Act.	65	1967-68	0.97
	75	1968-69	4.94
	90	1969-70	4.75
	105	1970-71	5.01
	150	1971-72	7.84
	143	1972-73	5.84
	88	1973-74	5.09
(b) Loans to Municipal Corporations and Municipalities.	40	1966-67	41.03
	50	1967-68	8.84
	60	1968-69	23.27
	30	1969-70	23.58
	50	1970-71	28.79
	120	1971-72	38.59
	36	1972-73	2.48
	93	1973-74	21.49
(c) Loans to district and other Local Fund Committees—			
Loans to Market Committee ..	4	1966-67	8.71
	3	1967-68	0.85
	11	1970-71	0.80
	3	1971-72	0.65
	5	1972-73	1.00
	3	1973-74	1.15
T—Deposits and Advances—			
Part—II—Deposits not bearing interest—			
Civil Deposits—			
(a) Personal Deposits ..	3	1970-71	202


3. *Government Account*—Under the system of book-keeping followed in Government accounts, the amount booked under revenue, Capital and other transactions of Government, the balances of which are not carried forward from year to year are closed to a single head called "Government Account". The balance under the head represents the cumulative result of all such transactions so that after adding thereto balances under debt, deposit and remittance heads and the contingency fund, the closing cash-balance at the end of the year may be worked out and proved. The Government Account for 1973-74 given below will show how the net amount at the end of the year has been arrived at :—

Dr.	Details	Cr.
Rs.		Rs.
494,60,45,651	A—Amount at the debit of the Government Account on the 1st April 1973.	..
..	B—Revenue Receipts	.. 174,62,07,717
212,46,33,966	C—Expenditure on Revenue Account
38,21,98,023	D—Expenditure outside the Revenue Account
..	E—Miscellaneous	.. 1,06,55, 699
..	F—Amount at the debit of the Government Account on the 31st March 1974.	569,60,14,224
745,28,77,640	Total	.. 745,28,77,640

The following are the details of Rs. 1,06,55,699 shown against "E—Miscellaneous"—

	Dr.	Cr.
	Rs.	Rs.
(i) Amount transferred from revenue for reduction or avoidance of debt.	..	1,06,56,219
(ii) Amount transferred from the Sinking Fund of Orissa Government Loan.
(iii) Miscellaneous write off being the net result of irreconcilable differences in the heads closing to balance transferred under special sanction.	520	..
Total	.. 520	1,06,56,219
Net Credit	1,06,55,699

PART II
DETAILED ACCOUNTS AND OTHER STATEMENTS
SECTION A—REVENUE AND EXPENDITURE



STATEMENT No. 9—STATEMENT OF REVENUE AND
EXPENDITURE UNDER DIFFERENT HEADS EXPRESSED
AS A PERCENTAGE OF TOTAL REVENUE/EXPENDITURE

Heads	Amount in lakhs of rupees	Percentage of total Revenue	Percentage of total Expenditure
1	2	3	4
REVENUE			
<i>Taxes, Duties and other principal Heads of Revenue—</i>			
Taxes on Income other than Corporation Tax.	19,52'32	11'18	9'18
Estate Duty ..	37'86	0'22	0'18
Land Revenue ..	2,31'44	1'32	1'09
State Excise Duties ..	5,08'62	2'91	2'39
Taxes on Vehicles ..	3,61'36	2'07	1'70
Sales Tax ..	22,46'99	12'87	10'58
Other Taxes and Duties ..	5,18'68	2'97	2'44
Stamps ..	2,88'77	1'65	1'36
Registration Fees ..	58'60	0'34	0'28

Total—Taxes, Duties, etc., ..	62,04'64	35'53	29'20

Debt Services ..	14,11'83	8'08	6'65
Administrative Services ..	82'67	0'47	0'39
Social and Developmental Services ..	6,38'31	3'65	3'00
Multipurpose River Schemes, Irrigation and Electricity Schemes.	2,48'72	1'44	1'17
Public Works (including Roads) and Schemes of Miscellaneous public Improvements.	3,01'48	1'73	1'42
Transport and Communications ..	4,24'24	2'43	2'00
Miscellaneous ..	10,63'18	6'09	5'00
Contribution and Miscellaneous Adjustments.	70,87'01	40'58	33'36

Total—Revenue ..	174,62'08	100'00	82'19

STATEMENT No. 9—STATEMENT OF REVENUE AND
EXPENDITURE UNDER DIFFERENT HEADS EXPRESSED
AS A PERCENTAGE OF TOTAL REVENUE/EXPENDITURE—*contd.*

Heads	Amount in lakhs of rupees	Percentage of total Revenue	Percentage of total Expenditure
1	2	3	4
EXPENDITURE			
<i>Collection of Taxes, Duties and other Principal Revenues—</i>			
Taxes on Income other than Corpora- tion Tax.	1·69	0·01	..
Land Revenue ..	5,75·87	3·30	2·71
State Excise Duties ..	54·32	0·31	0·26
Taxes on Vehicles ..	24·05	0·14	0·11
Sales Tax ..	83·10	0·48	0·39
Other Taxes and Duties ..	2·47	0·01	0·01
Stamps ..	9·62	0·05	0·05
Registration fees ..	23·61	0·14	0·11
<hr/>			
Total—Collection of taxes duties, etc.	7,74·73	4·44	3·64
<hr/>			
Debt Services ..	36,00·66	20·62	16·95
Administrative Services ..	20,64·51	11·82	9·72
<i>Social and Developmental Services—</i>			
Scientific Departments ..	61·73	0·35	0·29
Education ..	33,52·63	19·20	15·78
Medical ..	8,47·80	4·86	3·99
Public Health ..	6,08·86	3·48	2·87
Family Planning ..	1,94·81	1·12	0·92
Agriculture ..	9,63·39	5·52	4·53
Rural Development ..	1,53·96	0·88	0·72
Animal Husbandry ..	3,02·42	1·73	1·42
Co-operation ..	1,91·01	1·09	0·90
Industries ..	1,46·00	0·84	0·69
Community Development Projects, National Extension Service and Local Development Works.	7,85·11	4·49	3·70
Labour and Employment ..	37·71	0·22	0·18
Miscellaneous Social and Developmental Organisations.	8,95·43	5·13	4·21
<hr/>			
Total—Social and Developmental Services.	85,40·86	48·91	40·20
<hr/>			

STATEMENT No. 9—STATEMENT OF REVENUE AND
EXPENDITURE UNDER DIFFERENT HEADS EXPRESSED
AS A PERCENTAGE OF TOTAL REVENUE/EXPENDITURE—*concl.d.*

Heads	Amount in lakhs of rupees	Percentage of total Revenue	Percentage of total Expenditure
1	2	3	4
Multipurpose River Schemes, Irrigation and Electricity Schemes.	18,26.21	10.46	8.60
Public works (including Roads) and Schemes of Miscellaneous public Improvements.	13,63.00	7.81	6.41
Transport and Communication ..	3,83.28	2.19	1.80
Miscellaneous ..	25,56.16	14.64	12.03
Contribution and Miscellaneous Adjust- ments.	1,30.69	0.75	0.62
<hr/>			
Total—Revenue Expenditure ..	212,40.10	121.64	99.97
<hr/>			
Capital expenditure within the Revenue Account.	6.24	0.04	0.03
<hr/>			
Total—Expenditure on Revenue Account.	212,46.34	121.68	100.00
<hr/>			

STATEMENT No. 10—STATEMENT SHOWING THE DISTRIBUTION
BETWEEN CHARGED AND VOTED EXPENDITURE

Actuals for 1973-74			
	Charged	Voted	Total
	Rs.	Rs.	Rs.
Expenditure on Revenue accounts ..	37,64,69,529	174,81,64,437	212,46,33,966
Expenditure outside the Revenue Account	14,20,848	38,07,77,175	38,21,98,023
Distribution under public Debt and Loans and Advances (a).	54,22,66,742	8,28,23,405	62,50,90,147
 Total ..	 92,01,57,119	 221,17,65,017	 313,19,22,136

(a) The figures have been arrived at as follows :—

	Charged expenditure	Voted expenditure
	Rs.	Rs.
<i>O—Public Debt—</i>		
Permanent Debt ..	18,98,200	..
Floating Debt ..	14,42,00,000	..
Loans from the Central Government ..	38,54,74,823	..
Other Loans ..	1,06,93,719	..
<i>Q—Loans and Advances by State Government—</i>		
Loans to local funds, private parties, etc.	7,22,53,054
Loans to Government servants, etc.	1,05,70,351
 Total	 54,22,66,742	 8,28,23,405

STATEMENT No. 11—DETAILED ACCOUNT OF
REVENUE BY MINOR HEADS

Heads	Actuals for 1973-74
	Rs.
A—TAXES, DUTIES AND OTHER PRINCIPAL HEADS OF REVENUE—	
IV—TAXES ON INCOME OTHER THAN CORPORATION TAX—	
Taxes on Agricultural income ..	6,45,695
Share of net proceeds assigned to States ..	19,46,38,082
<i>Deduct</i> —Refunds ..	—51,500
Total ..	<u>19,52,32,277</u>
V—ESTATE DUTY—	
A—Estate Duty on Agricultural land—	
Share of net proceeds assigned to State/Union Territory Government ..	37,85,984
Total ..	<u>37,85,984</u>
IX—LAND REVENUE—	
Ordinary Revenue ..	71,16,072
Sale proceeds of waste lands and redemption of land tax ..	2,66,144
Rents etc., of fisheries ..	1,17,441
Rates and cesses on land ..	62,66,639
Miscellaneous ..	92,01,224
Recoveries of overpayments ..	3,070
Collection of payments for services rendered ..	1,78,078
<i>Deduct</i> —Refunds ..	—5,068
Total ..	<u>2,31,43,600</u>
X—STATE EXCISE DUTIES—	
Country Spirits ..	3,85,49,496
Country fermented liquor ..	17,40,061
Wines and spirits (foreign liquor other than beer, medicated wines and commercial spirits) ..	22,20,255
Opium ..	4,89,947
Duties on medicinal and toilet preparations containing alcohol opium, etc. ..	2,70,518
Hemp and other drugs ..	50,60,188
Fines, confiscations and miscellaneous ..	26,04,178
Collection of payments for services rendered ..	2,684
<i>Deduct</i> —Refunds ..	—74,885
Total ..	<u>5,08,62,442</u>

STATEMENT No. 11—DETAILED ACCOUNT OF REVENUE BY
MINOR HEADS—*contd.*

Heads	Actuals for 1973-74
	Rs.
XI—TAXES ON VEHICLES—	
Receipts under the Indian Motor Vehicles Act ..	67,16,181
Receipts under the State Motor Vehicles Taxation Act ..	2,95,29,731
<i>Deduct</i> —Refunds ..	—1,10,449
Total ..	----- 3,61,35,463
XII—SALES TAX—	
Receipts under Central Sales Tax Act ..	5,81,71,307
Receipts under State Sales Tax Act ..	16,89,39,283
Miscellaneous ..	3,20,602
<i>Deduct</i> —Refunds ..	—27,32,359
Total ..	----- 22,46,98,833
XIII—OTHER TAXES AND DUTIES—	
<i>A—Taxes on luxuries including Taxes on Entertainments, Amusements, Betting and Gambling—</i>	
Entertainment Tax ..	68,43,202
Additional levy on Entertainment Tax ..	2,08,519
Total—A— ..	----- 70,51,721
<i>B—Electricity Duties—</i>	
Fees under the Indian Electricity Rules, 1956 and fees for the electrical inspection of cinemas.	3,50,720
Taxes and duties on Electricity ..	3,25,72,136
Total—B— ..	----- 3,29,22,856
E—OTHER ITEMS—	
Taxes on goods and passengers carried by road or on inland water ways	18,000
Additional levy on goods and passengers carried by roads and on inland water ways.	1,19,71,449
<i>Deduct</i> —Refunds ..	—96,400
Total—E— ..	----- 1,18,93,049
Total ..	----- 5,18,67,626
XIV—STAMPS—	
<i>A—Non-Judicial—</i>	
Sale of stamps ..	2,37,17,689
Duty on impressing documents ..	47,644
Fines and penalties ..	8,778
Miscellaneous ..	33,621
<i>Deduct</i> —Refunds ..	—1,54,137
Total—A—Non-Judicial ..	----- 2,36,53,595

STATEMENT No. 11—DETAILED ACCOUNT OF REVENUE BY
MINOR HEADS—*contd.*

Heads	Actuals for 1973-74
	Rs.
<i>B—Judicial—</i>	
<i>(i) Court Fees—</i>	
Court fees realised in stamps ..	50,73,839
<i>Deduct—Refunds</i> ..	—494
<i>(ii) Other Receipts—</i>	
Sale of stamps ..	1,40,850
Fines and penalties ..	4,195
Miscellaneous ..	5,198
Total—B—Judicial ..	<u>52,23,588</u>
Total ..	<u>2,88,77,183</u>
 XV—REGISTRATION FEES—	
Fees for registering documents ..	54,98,424
Fees for copies of registered documents ..	68,876
Miscellaneous ..	2,93,034
<i>Deduct—Refunds</i> ..	—52
Total ..	<u>58,60,282</u>
Total—A—Taxes, Duties and other Principal Heads of Revenue ..	<u>62,04,63,690</u>
 B—DEBT SERVICES—	
XVI—INTEREST—	
<i>B—Interest from Commercial Departments—</i>	
Interest received from Commercial Departments ..	11,61,01,976
Total—B— ..	<u>11,61,01,976</u>
 <i>C—Other Interest Receipts—</i>	
Interest on loans and advances by State/Union Territory Governments	1,90,15,265
Interest realised on investments of cash balances ..	46,04,241
Interest on arrears of Revenue ..	9,19,534
Miscellaneous ..	5,44,636
<i>Deduct—Refunds</i> ..	—2,686
Total—C ..	<u>2,50,80,990</u>
Total ..	<u>14,11,82,966</u>
Total—B—Debt Services ..	<u>14,11,82,966</u>

STATEMENT No. 11—DETAILED ACCOUNT OF REVENUE BY
MINOR HEADS—*contd.*

Heads	Actuals for 1973-74
	Rs.
C—ADMINISTRATIVE SERVICES—	
XVII—ADMINISTRATION OF JUSTICE—	
Sale proceeds of unclaimed and escheated property	.. 33,652
Court fees realised in cash	.. 3,415
General fees, fines and forfeitures	.. 7,89,019
Miscellaneous	.. 5,94,289
Recoveries of overpayments	.. 872
<i>Deduct—Refunds</i>	.. -28,473
Total	.. <u>13,92,774</u>
XVIII—Jails—	
Jails	.. 21,510
Jail manufactures	.. 1,80,322
Recoveries of overpayments	.. 465
Total	.. <u>2,02,297</u>
XIX—POLICE—	
Fees, fines and forfeitures	.. 1
Miscellaneous	.. 51,06,681
Recoveries of overpayments	.. 1,34,185
Collection of payments for services rendered	.. 6,88,714
<i>Deduct—Refunds</i>	.. -7,458
Total	.. <u>59,22,123</u>
XX—SUPPLIES AND DISPOSAL—	
Other Miscellaneous receipts	.. 67,336
Total	.. <u>67,336</u>
XXI—MISCELLANEOUS DEPARTMENTS—	
Examination fees	.. 53,015
Administration of Indian Partnership Act, 1932	.. 692
Fire services	.. 1
Miscellaneous	.. 6,28,823
Total	.. <u>6,82,531</u>
Total—C—Administrative Services	.. <u>82,67,061</u>

STATEMENT No. 11—DETAILED ACCOUNT OF REVENUE BY
MINOR HEADS—*contd.*

Heads	Actuals for 1973-74
	Rs.
D—SOCIAL AND DEVELOPMENTAL SERVICES—	
XXII—EDUCATION—	
<i>A—University</i>	
Fees, Government Arts Colleges	.. 33,44,796
Fees, Government Professional Colleges	.. 12,329
<i>B—Secondary—</i>	
Fees, Government Secondary Schools	.. 29,57,843
<i>C—Primary—</i>	
<i>D—Special—</i>	
Fees and other receipts, Government special schools	.. 1,07,589
<i>E—Technical Education—</i>	
Fees and other receipts, Government Technical Institutions	.. 4,28,588
<i>F—General—</i>	
Miscellaneous	.. 24,36,276
Deduct—Refunds	.. —35,283
Total	.. <u>92,52,138</u>
XXIII—MEDICAL—	
Fees, Medical Schools and Colleges	.. 1,21,900
Hospital Receipts	.. 53,260
Sale of medicines	.. 19,380
Miscellaneous	.. 18,40,775
Mental Hospital Receipts	.. 38,636
Collection of payments for services rendered	.. 94,488
Deduct—Refunds	.. —1,142
Total	.. <u>21,67,297</u>
XXIV—PUBLIC HEALTH—	
Miscellaneous	.. 40,00,883
Collection of payments for services rendered	.. 2,747
Deduct—Refunds	.. —1,290
Total	.. <u>40,02,340</u>
XXIV—A—FAMILY PLANNING—	
Miscellaneous	.. 2,062
Total	.. <u>2,062</u>
XXV—AGRICULTURE—	
Agricultural Receipts	.. 1,02,41,502
Fisheries	.. 34,70,327
Recoveries of overpayments	.. 78,250
Deduct—Refunds	.. —7,345
Total	.. <u>1,37,82,734</u>

STATEMENT No. 11—DETAILED ACCOUNT OF REVENUE BY
MINOR HEADS—*contd.*

Heads	Actuals for 1973-74
	Rs.
XXVI—RURAL DEVELOPMENT—	
Rural Development Receipts ..	3,15,616
Recoveries of overpayments ..	2,472
Collection of payments for services rendered ..	19,356
Total ..	<u>3,37,444</u>
XXVII—ANIMAL HUSBANDRY—	
Other Receipts ..	31,24,975
Total ..	<u>31,24,975</u>
XXVIII—CO-OPERATION	
Audit fees ..	2,12,206
Miscellaneous Receipts ..	10,84,397
Total ..	<u>12,96,603</u>
XXIX—INDUSTRIES—	
Industries ..	22,23,366
<i>Deduct—Refunds</i> ..	—600
Total ..	<u>22,22,766</u>
XXXI—COMMUNITY DEVELOPMENT PROJECTS, NATIONAL EXTENSION SERVICES AND LOCAL DEVELOPMENT WORKS—	
<i>B—National Extension Service—</i>	
National Extension Service ..	13,89,664
Total ..	<u>13,89,664</u>
XXXII—MISCELLANEOUS, SOCIAL AND DEVELOPMENTAL ORGANISATIONS—	
Labour and Employment ..	37,81,356
Mineral concession fees and royalties ..	99,73,718
Miscellaneous ..	1,24,99,380
<i>Deduct—Refunds</i> ..	—1,469
Total ..	<u>2,62,52,985</u>
Total—D—Social and Developmental Services ..	<u>6,38,31,008</u>

STATEMENT No. 11—DETAILED ACCOUNT OF REVENUE BY
MINOR HEADS—*contd*

Heads	Actuals for 1973-74
	Rs.
E—MULTIPURPOSE RIVER SCHEMES, IRRIGATION AND ELECTRICITY SCHEMES—	
XXXIII—MULTIPURPOSE RIVER SCHEMES—	
<i>A—Hirakud Dam Project—</i>	
Direct Receipts—	
Water supply to towns	.. 5,027
Rents	.. 77,651
Recoveries of expenditure	.. 831
Miscellaneous	.. 3,23,155
Deduct—Refunds	.. —2,555
Total—A	.. 4,04,109
<i>B—Balimela Power Project—</i>	
Sale of Power	.. 1,18,00,000
Total—B	.. 1,18,00,000
Total	.. 1,22,04,109
XXXIV—IRRIGATION, NAVIGATION, EMBANKMENT AND DRAINAGE WORKS (COMMERCIAL)—	
<i>A—Irrigation Works—</i>	
Unproductive Works—	
Direct Receipts—	
Water rates	.. 33,29,929
Plantations	.. 2,290
Other canal produce	.. 683
Navigation	.. 25,174
Rents	.. 29,283
Miscellaneous	.. 18,90,868
Total	.. 52,78,227
XXXV—IRRIGATION, NAVIGATION, EMBANKMENT AND DRAINAGE WORKS (NON-COMMERCIAL)—	
<i>A—Irrigation Works—</i>	
Rents	.. 13,868
Miscellaneous	.. 5,77,996
Recoveries of expenditure	.. 2,80,306
Total—A	.. 8,72,170
<i>B—Navigation, Embankments and Drainage works—</i>	
Direct Receipts—	
Other canal produce	.. 303
Navigation	.. 1,882
Total—B	.. 2,185
Total	.. 8,74,355

STATEMENT No. 11—DETAILED ACCOUNT OF REVENUE BY
MINOR HEADS—*contd.*

Heads	Actuals for 1973-74 Rs.
XXXVI—ELECTRICITY SCHEMES—	
<i>A—Hydro-Electric Schemes, Machkund Hydro-Electric (joint) Schemes—</i>	
Sale of Power ..	65,00,000
Miscellaneous ..	12,338
	<hr/>
Total—A—Hydro-Electric Schemes ..	65,12,338
 <i>B—Thermo-Electric Schemes—</i>	
Miscellaneous ..	2,872
	<hr/>
Total—B—Thermo-Electric Schemes ..	2,872
	<hr/>
Total ..	65,15,210
	<hr/>
Total—E—Multipurpose River Schemes, etc. ..	2,48,71,901
	<hr/>
F—PUBLIC WORKS (INCLUDING ROADS) AND SCHEMES OF MISCELLANEOUS PUBLIC IMPROVEMENTS—	
XXXVII—PUBLIC WORKS—	
Rents ..	1,43,11,626
Tolls on roads ..	14,24,844
Recoveries of expenditure ..	1,46,933
Miscellaneous ..	1,42,65,992
<i>Deduct—Refunds</i> ..	—1,224
	<hr/>
Total ..	3,01,48,171
	<hr/>
Total—F—Public Works, etc. ..	3,01,48,171
	<hr/>
G—TRANSPORT AND COMMUNICATIONS (OTHER THAN ROADS)—	
XXXIX—PORTS AND PILOTAGE—	
Miscellaneous ..	26,677
	<hr/>
Total ..	26,677
	<hr/>

STATEMENT No. 11—DETAILED ACCOUNT OF REVENUE BY
MINOR HEADS—*contd.*

Heads	Actuals for 1973-74
	Rs.
XLIII—ROAD AND WATER TRANSPORT SCHEMES—	
<i>A—Road Transport—</i>	
Road Transport Services ..	4,22,64,723
Interest on depreciation and other Reserve Funds ..	1,33,700
<i>Deduct—Refunds</i> ..	—815
Total ..	<u>4,23,97,608</u>
Total—G—Transport and Communications (other than Roads).	<u>4,24,24,285</u>
 I—MISCELLANEOUS—	
XLVIII—CONTRIBUTION AND RECOVERIES TOWARDS PENSIONS AND OTHER RETIREMENT BENEFIT—	
Contributions for pensions and gratuities ..	3,00,654
Miscellaneous ..	4,65,833
Total ..	<u>7,66,487</u>
 XLIX—STATIONERY AND PRINTING—	
Stationery Receipts ..	7,61,829
Sale of plain paper used with stamps ..	68,122
Sale of Gazettes and other Government publications ..	16,703
Sale of Text Books ..	79,02,387
Other Press receipts ..	5,15,380
Miscellaneous ..	1,19,295
Total ..	<u>93,83,716</u>
 LI—FOREST—	
Timber and other produce removed from forests by Government Agency.	3,34,84,517
Timber and other produce removed from forests by Consumers or purchasers.	4,54,70,671
Drift and waif wood and confiscated forest produce ..	1,70,453
Miscellaneous ..	33,57,798
<i>Deduct—Refunds</i> ..	—52,756
Total ..	<u>8,24,30,683</u>

STATEMENT No. 11—DETAILED ACCOUNT OF REVENUE BY
MINOR HEADS—*contd.*

Heads	Actuals for 1973-74
	Rs.
LII—MISCELLANEOUS	
Unclaimed deposits ..	38,380
Sale of old stores and materials ..	830
Fees for Government Audit ..	9,811
Rents, rates and taxes ..	2,95,474
Other fees, fines and forfeitures ..	2,39,976
Recoveries of overpayments ..	32,413
Collection of payments for services rendered ..	30,99,509
Receipts in connection with Elections ..	66,668
Receipts on account of displaced persons ..	4,62,549
Miscellaneous ..	1,07,19,903
Net gain by exchange on Remittance transactions ..	181
<i>Deduct—Refunds</i> ..	—12,28,649
Total ..	<u>1,37,37,045</u>
Total—I—Miscellaneous ..	<u>10,63,17,931</u>
J—CONTRIBUTIONS AND MISCELLANEOUS ADJUSTMENTS—	
LV—STATES' SHARE OF UNION EXCISE DUTIES—	
State's share of Union Excise Duties ..	21,65,16,992
Share of net proceeds of additional duties of Excise under the additional duties of Excise (goods of special importance) Act, 1957 assigned to State ..	4,92,24,523
Total ..	<u>26,57,41,515</u>
LVI—GRANTS-IN-AID FROM CENTRAL GOVERNMENT—	
A—Statutory grants-in-aid—	
Grants under Art. 275 of the Constitution ..	18,89,95,000
Total—A—Statutory Grants-in-aid ..	<u>18,89,95,000</u>
B—Other grants-in-aid—	
Police ..	8,24,750
Miscellaneous Departments ..	4,30,682
Education ..	48,95,918
Public Health ..	1,47,17,373
Family Planning ..	1,95,18,316
Agriculture ..	2,18,93,401
Animal Husbandry ..	1,19,000
Industries ..	58,000
Community Development Projects ..	1,75,41,889
Miscellaneous Social and Developmental Organisations ..	1,63,46,000
Irrigation, Navigation, etc. ..	3,00,000
Public Works ..	22,22,000
Forest ..	14,80,000
Special Welfare Scheme' ..	4,38,99,866
Grants for State/Union Territory Plan Schemes ..	9,21,20,000
Total—B—Other Grants-in-aid ..	<u>23,63,67,195</u>

STATEMENT No. 11—DETAILED ACCOUNT OF REVENUE BY
MINOR HEADS—*contd.*

Heads	Actuals for 1973-74
	Rs.
Miscellaneous—	
Grants-in-lien of tax of Railway passenger fares	38,35,000
Assistance for natural calamities	1,05,00,000
Welfare of Backward classes	11,18,000
Relief and Rehabilitation of displaced persons	3,83,545
Grants for development	6,65,000
Total—Miscellaneous	<u>1,65,01,545</u>
<i>Deduct</i> —Refunds	.. —35,605
Total	<u>44,18,28,135</u>
LVII—MISCELLANEOUS ADJUSTMENTS BETWEEN CENTRAL AND STATE/UNION TERRITORY GOVERNMENTS—	
Contribution from the Central Government on account of admini- stration of the Indian Arms Act.	9,747
Contribution from the Central Government on account of admini- stration of the explosives Act.	1,174
Contribution from the Central Government on account of admini- stration of the Petroleum Act.	677
Contribution from the Central Government on account of admini- stration of the Rice Milling Industry (Regulation Act).	1,494
Contribution from the Central Government on account of admini- stration of Carbide or Calcium Rules.	17
Contribution from the Central Government on account of admini- stration of Cinematograph Film Rules.	770
Total	<u>13,879</u>
LVIII—DIVIDENDS, ETC. FROM COMMERCIAL AND OTHER UNDERTAKINGS	
Government Commercial and Industrial undertakings	.. 2,91,823
Other Commercial and Industrial undertakings	.. 3,64,000
Co-operative Societies	.. 2,07,137
Other Miscellaneous undertakings	.. 2,54,215
Total	<u>11,17,175</u>
Total—J—Contributions and Miscellaneous adjustments	.. 70,87,00,704
Total—Revenue	<u>174,62,07,717</u>

**STATEMENT No. 12—DETAILED ACCOUNT OF EXPENDITURE
BY MINOR HEADS**

(Figures in italics represent charged expenditure)

Heads	Actuals for 1973-74		
	Non-Plan	Plan	Total
1	2	3	4
	Rs.	Rs.	Rs.
A—COLLECTION OF TAXES, DUTIES AND OTHER PRINCIPAL REVENUES—			
4—TAXES ON INCOME OTHER THAN CORPORATION TAX—			
Collection of taxes on Agricultural Income	1,69,394	..	1,69,394
Total	1,69,394	..	1,69,394
9—LAND REVENUE—			
Charges of Administration	..	<i>1,777</i> } 28,93,035	77,36,501
	48,41,689 } ..		
Management of Government Estate	3,01,18,823	..	3,01,18,823
Survey, Settlement and Record Operations	1,62,39,442	9,92,372	1,72,31,814
Transfer to the Zamindari Abolition Fund	25,00,000	..	25,00,000
Total	..	<i>1,777</i> } 38,85,407	5,75,87,138
	5,36,99,954 } ..		
10—STATE EXCISE DUTIES—			
Superintendence	..	4,55,767	4,55,767
District Executive Establishment	..	<i>2,13,000</i> } 42,11,619	44,24,619
	..		
Cost of Opium supplied to State Excise Department	..	1,35,960	1,35,960
Purchase of Ganja and other Drugs	..	2,59,274	2,59,274
Works	..	1,57,025	1,57,025
Total	..	<i>2,13,000</i> } 52,19,645	54,32,645
	..		
11—TAXES ON VEHICLES—			
Charges of Collection under Motor Vehicles Acts	..	23,36,426	24,04,963
Miscellaneous	..	165	165
Total	..	23,36,591	24,05,128
12—SALES TAX—			
Collection charges	..	83,09,524	83,09,524
Total	..	83,09,524	83,09,524

**STATEMENT No. 12—DETAILED ACCOUNT OF EXPENDITURE
BY MINOR HEADS—*contd.***

(Figures in italics represent charged expenditure)

Heads 1	Actuals for 1973-74		
	Non-Plan	Plan	Total
	2 Rs.	3 Rs.	4 Rs.
13—OTHER TAXES AND DUTIES—			
Collection Charges—			
Charges under the Electricity Acts ..	2,47,040	..	2,47,040
Total ..	2,47,040	..	2,47,040
14—STAMPS—			
<i>A—Non-Judicial—</i>			
Superintendence ..	25,238	..	25,238
Charges for sale of stamps ..	5,39,705	..	5,39,705
Cost of stamps supplied from Central.. Stamp Stores	2,41,237	..	2,41,237
Total—A—Non-Judicial ..	8,06,180	..	8,06,180
<i>B—Judicial—</i>			
Charges for the sale of stamps ..	33,789	..	33,789
Cost of stamps supplied from Central.. Stamp Stores	1,21,778	..	1,21,778
Total—B—Judicial ..	1,55,567	..	1,55,567
Total ..	9,61,747	..	9,61,747
15—REGISTRATION—			
Superintendence ..	67,162	..	67,162
District Charges ..	22,93,579	..	22,93,579
Total ..	23,60,741	..	23,60,741
Total—A—Collection of Taxes, Duties and other Principal Revenues	2,14,777 } 7,33,04,636 }	39,53,944	7,74,73,357

STATEMENT No. 12—DETAILED ACCOUNT OF EXPENDITURE
BY MINOR HEADS—*contd.*

(Figures in italics represent charged expenditure)

Heads 1	Actuals for 1973-74		
	Non-Plan 2 Rs.	Plan 3 Rs.	Total 4 Rs.
B—DEBT SERVICES—			
16—INTEREST ON DEBT AND OTHER OBLIGATIONS—			
<i>A—Interest on public debt and other obligations—</i>			
1—Interest on ordinary debt—			
(i) Debt raised in India—			
2—Interest on Permanent Loans ..	4,48,35,432	..	4,48,35,432
3—Floating Loans—			
Interest on other Floating Loans ..	1,42,087	..	1,42,087
Total—3—Floating Loans ..	1,42,087	..	1,42,087
4—Other items—			
Management of Debt ..	1,95,825	..	1,95,825
Issue of new loans and sale of securities held in cash Balance Investment Account ..	52,240	..	52,240
Total—4—Other items ..	2,48,065	..	2,48,065
5—Interest on other Loans ..	1,04,20,877	..	1,04,20,877
Total—A—1—Interest on ordinary Debt ..	5,56,46,461	..	5,56,46,461
Debt raised in India ..	5,56,46,461	..	5,56,46,461
2—Interest on Unfunded Debt—			
5—State Provident Funds—			
Interest on General Provident Fund ..	1,56,81,042	..	1,56,81,042
Interest on Indian Civil Service Provident Fund ..	9,500	..	9,500
Interest on Indian Civil Service (Non-European members) Provident Fund ..	4,750	..	4,750
Interest on All India Services provident Fund ..	3,29,650	..	3,29,650
Interest on Contributory provident Fund ..	1,45,000	..	1,45,000
Total—State Provident Funds ..	1,61,69,942	..	1,61,69,942
Total—A(2)—Interest on unfunded debt ..	1,61,69,942	..	1,61,69,942
3—Interest on other obligations—			
Miscellaneous ..	2,97,652	..	2,97,652
<i>Deduct—Amount met from Reserve Funds and Deposit Accounts—</i>
<i>Deduct—Amount met from Zamindari Abolition Fund.</i>	-2,94,913	..	-2,94,913
Total—A(3)—Interest on other obligation ..	2,739	..	2,739
Total—A—Interest on Public Debt and other obligations ..	7,18,19,142	..	7,18,19,142

STATEMENT No. 12—DETAILED ACCOUNT OF EXPENDITURE
BY MINOR HEADS—*contd.*

(Figures in italics represent charged expenditure)

Heads	Actuals for 1973-74		
	Non-Plan	Plan	Total
1	2	3	4
	Rs.	Rs.	Rs.
B—Interest on Inter-Governmental Debt—			
Interest paid to Central Government ..	21,67,23,588	..	21,67,23,588
C—Interest on Reserve Funds, etc.			
Interest on Depreciation Reserve and Other Reserve Funds—
Interest on Deposits of Depreciation Reserves of Government Commercial Undertakings.	1,33,700	..	1,33,700
Total—C—Interest on Reserve Funds, etc.	1,33,700	..	1,33,700
Total ..	28,86,76,430	..	28,86,76,430
17—APPROPRIATION FOR REDUCTION OR AVOIDANCE OF DEBT—			
Sinking Funds ..	6,07,33,000	..	6,07,33,000
Other appropriations ..	1,06,56,219	..	1,06,56,219
Total ..	7,13,89,219	..	7,13,89,219
Total—B—Debt Services ..	36,00,65,649	..	36,00,65,649
C—ADMINISTRATIVE SERVICES—			
18—PARLIAMENT, STATE/UNION TERRITORY LEGISLATURE—			
B—State/Union Territory/Legislature—			
Legislative Assembly ..	44,463 } 91,678	..	1,36,141
State/Union Territory Legislature Secretariat.	7,50,025	..	7,50,025
C—Elections—			
Election charges ..	94,37,846	..	94,37,846
D—Miscellaneous—			
Miscellaneous ..	3,901	..	3,901
Works ..	4,905	..	4,905
Total ..	44,463 } 1,02,88,355	..	1,03,32,818

STATEMENT No. 12—DETAILED ACCOUNT OF EXPENDITURE
BY MINOR HEADS—*contd.*

(Figures in italics represent charged expenditure)

Heads 1	Actuals for 1973-74		
	Non-Plan 2 Rs.	Plan 3 Rs.	Total 4 Rs.
19—GENERAL ADMINISTRATION—			
<i>A—President, Vice-President, Heads of States/Union Territories, Cabinet and Ministers—</i>			
Emoluments and/or allowances of the Governor.	66,000	..	66,000
Secretariat staff of the Governor ..	3,12,743	..	3,12,743
Staff and house hold of the Governor	57,108	..	57,108
Sumptuary Allowance of the Governor	4,000	..	4,000
Entertainment and hospitality expenses.	6,20,441	..	6,20,441
Medical facilities to Governors, their family and staff.	91,330	..	91,330
Miscellaneous ..	1,543	..	1,543
Expenditure from Contract allowance	82,226	..	82,226
Tour Expenses ..	80,455	..	80,455
Ministers ..	6,86,209	..	6,86,209
Total—A—President, Vice-President, etc.	6,95,405	..	20,02,055
	13,06,650	..	
<i>C—Secretariat and attached offices—</i>			
Civil Secretariat ..	2,67,97,511(a)	10,55,995	2,78,53,506
Public Service Commission ..	3,02,061	..	3,02,061
Board of Revenue, Financial Commissioner and Establishment.	300	..	39,67,625
	39,67,325	..	
Local Fund Audit Establishment ..	14,26,420	..	14,26,420
Total—C—Secretariat, etc., ..	3,02,361	10,55,995	3,35,49,612
	3,21,91,256	..	
<i>E—District Administration—</i>			
General Establishments ..	11,340	..	1,47,48,888
	1,47,37,548	..	
Subdivisional Establishments ..	94,63,138	..	94,63,138
Other Establishments ..	43,74,042	..	43,74,042
Total—E—District Administration ..	11,340	..	2,85,86,068
	2,85,74,728	..	
<i>F—Works—</i>			
Original Works ..	8,82,314	..	8,82,314
Total—F—Works ..	8,82,314	..	8,82,314

(a) Excludes Rs. 100 spent from out of advances from the Contingency Fund during 1973-74 but not recouped to the fund till the close of the year.

STATEMENT No. 12—DETAILED ACCOUNT OF EXPENDITURE
BY MINOR HEADS—*contd.*

(Figures in italics represent charged expenditure)

Heads	Actuals for 1973-74		
	Non-Plan	Plan	Total
1	2	3	4
	Rs.	Rs.	Rs.
<i>G—Miscellaneous—</i>			
Discretionary grants by Heads of States, etc.,	17,894	..	17,894
Miscellaneous	24,339	..	24,339
Charges in England	491	..	491

Total—G—Miscellaneous	17,894 24,830	..	42,724

Total	10,27,000 6,29,79,778	10,55,995	6,50,62,773

21—ADMINISTRATION OF JUSTICE			
High Court	15,60,467	..	15,60,467
Law Officers	13,34,953	..	13,34,953
Civil and Sessions Court	88,80,698	..	88,80,698
Criminal Courts	56,725	..	56,725

Total	15,60,467 1,02,72,376	..	1,18,32,843

22—JAILS—			
Jails	1,01,52,734	..	1,01,52,734
Jail Manufactures	2,14,759	..	2,14,759

Total	1,03,67,493	..	1,03,67,493

23—POLICE—			
Superintendence	18,93,699	..	18,93,699
District Executive Force	6,74,20,553	..	6,74,20,553
Police Training Schools and Colleges..	8,99,216	..	8,99,216
Village Police	39,79,056	..	39,79,056
Special Police	2,06,98,660	..	2,06,98,660
Home Guards	8,19,194	..	8,19,194
Railway Police	12,14,593	..	12,14,593
Criminal Investigation Department..	51,47,451	..	51,47,451
Miscellaneous	2,837	..	2,837
Charges in England	441	..	441
<i>Deduct—Amount recovered from the other Governments, Departments, etc.</i>	—3,19,154	..	—3,19,154

Total	10,17,56,546	..	10,17,56,546

STATEMENT No. 12—DETAILED ACCOUNT OF EXPENDITURE
BY MINOR HEADS—*contd.*

(Figures in italics represent charged expenditure)

Heads 1	Actuals for 1973-74		
	Non-Plan 2	Plan 3	Total 4
	Rs.	Rs.	Rs.
25—SUPPLIES AND DISPOSALS			
Purchase Organisations ..	3,90,128	1,72,657	5,62,785
Total ..	3,90,128	1,72,657	5,62,785
26—MISCELLANEOUS DEPARTMENTS—			
Examinations ..	18,692	..	18,692
Fire Services ..	52,82,619	..	52,82,619
Other Miscellaneous Organisations ..	73,553	..	73,553
Miscellaneous ..	11,59,830	..	11,59,830
Total ..	65,34,694	..	65,34,694
Total—C—Administrative Services ..	26,31,930 } 20,25,89,370 }	12,28,652	20,64,49,952
D—SOCIAL AND DEVELOPMENTAL SERVICES—			
27—SCIENTIFIC DEPARTMENTS—			
Mines Department ..	31,36,655	19,69,231	51,05,886
Archaeological Department ..	3,41,211	1,32,200	4,73,411
Grants-in-aid and Donations to Scientific Societies and Institutions. Museums ..	100	..	100
..	4,58,666	1,34,964	5,93,630
Total ..	39,36,632	22,36,395	61,73,027
28—EDUCATION—			
A—University—			
Grants to Universities ..	89,18,813	10,00,000	99,18,813
Government Arts College ..	1,80,02,948	44,33,499	2,24,36,447
Grants to Non-Government Arts Colleges. Government Professional Colleges ..	54,27,008	19,84,797	74,11,805
..	9,84,768	2,06,110	11,90,878
Total—A—University ..	3,33,33,537	76,24,406	4,09,57,943
B—Secondary—			
Government Secondary Schools ..	4,000 } 3,63,14,244 }	23,70,487	3,86,88,731
Direct grants to Non-Government Secondary Schools.	6,05,78,926	1,09,45,851	7,15,24,777
Grants to Local Bodies for Secondary Education.	2,85,500	..	2,85,500
Total—B—Secondary ..	4,000 } 9,71,78,670 }	1,33,16,338	11,04,99,008

STATEMENT No. 12—DETAILED ACCOUNT OF EXPENDITURE
BY MINOR HEADS—*contd.*

(Figures in italics represent charged expenditure)

Heads 1	Actuals for 1973-74		
	Non-Plan 2	Plan 3	Total 4
	Rs.	Rs.	Rs.
<i>C—Primary—</i>			
Government Primary Schools ..	32,16,805	1,82,702	33,99,507
Direct grants to Non-Government Primary Schools.	60,45,666	14,10,581	74,56,247
Grants to Local Bodies for Primary Schools.	10,69,42,979	1,83,30,528	12,52,73,507
Total—C—Primary ..	11,62,05,450	1,99,23,811	13,61,29,261
<i>D—Special—</i>			
Government Special Schools ..	43,40,217	6,19,901	49,60,118
Direct grants to Non-Government Special Schools.	19,24,121	..	19,24,121
Total—D—Special ..	62,64,338	6,19,901	68,84,239
<i>E—Technical Education—</i>			
Direction ..	3,82,820	1,842	3,84,662
Technical Institutions ..	9,787 76,72,722	1,87,002	95,52,537
Grants-in-aid Contributions, etc. ..	37,13,600	4,83,080	41,96,680
Total—E—Technical Education ..	9,787 1,17,69,142	23,54,950	1,41,33,879
<i>F—General—</i>			
Direction ..	19,47,384	1,25,770	20,73,154
Inspection ..	69,13,681	3,50,616	72,64,297
Scholarships ..	27,92,640	27,28,790	55,21,430
Promotion of Art and Culture ..	7,31,103	3,46,053	10,77,156
Miscellaneous ..	83,90,633	12,98,397	96,89,030
Expenditure on Development of Hindi and State Languages. of	..	20,551	20,551
Total—F—General ..	2,07,75,441	48,70,177	2,56,45,618
Works ..	9,45,096	67,780	10,12,876
Total ..	13,787 28,64,71,674	4,87,77,363	33,52,62,824
<i>29—MEDICAL—</i>			
Medical Establishment ..	31,26,876	..	31,26,876
Hospitals and Dispensaries ..	4,32,74,678	56,02,569	4,88,77,247
Grant for Medical Purposes ..	2,02,533	2,90,000	4,92,533
Medical College and Schools ..	2,21,69,888	73,68,575	2,95,38,463
Mental Hospitals ..	4,55,559	..	4,55,559
Chemical Examiner ..	5,400	..	5,400
Employees State Insurance Scheme ..	17,00,901	5,83,012	22,83,913
Total ..	7,09,35,835	1,38,44,156	8,47,79,991

STATEMENT No. 12—DETAILED ACCOUNT OF EXPENDITURE
BY MINOR HEADS—*contd.*

(*Figures in italics represent charged expenditure*)

Heads 1	Actuals for 1973-74		
	Non-Plan 2	Plan 3	Total 4
	Rs.	Rs.	Rs.
30—PUBLIC HEALTH—			
Public Health Establishment ..	57,10,254	1,85,968	58,96,222
Grants for Public Health purposes	<i>16,000</i>	51,41,723	1,26,21,504
	74,63,781		
Expenses in connection with epidemic diseases.	<i>6,505</i>	1,92,42,144	2,12,08,578
	19,59,929		
Bacteriological Laboratories ..	7,58,210	15,000	7,73,210
Leprosy ..	17,69,035	11,97,541	29,66,576
Works ..	86,76,499	..	86,76,499
Expenditure written back from "94—Capital Outlay on Improvement of Public Health outside the Revenue Account".	33,60,000	..	33,60,000
Miscellaneous ..	-27,826(a)	13,300	-14,526
Suspense ..	53,98,117	..	53,98,117
Total ..	<i>22,505</i>	-----	-----
	3,50,67,999	2,57,95,676	6,08,86,180
30—A—FAMILY PLANNING—			
Direction	2,310	2,310
Technical Advice and Supervision	24,51,466	24,51,466
Rural Family Welfare Planning Centres	1,05,82,873	1,05,82,873
Urban Family Welfare Planning Centres.	6,82,249	6,82,249
Maternity and Child Health	7,423	7,423
Transport	1,16,571	1,16,571
Compensation	24,93,809	24,93,809
Mass Education	2,72,774	2,72,774
Other Services	18,65,887	18,65,887
Training and Research	10,05,374	10,05,374
Total	1,94,80,736	1,94,80,736

(a) The *minus* expenditure is due to credits being more than debits

STATEMENT No. 12—DETAILED ACCOUNT OF EXPENDITURE
BY MINOR HEADS—*contd.*

(*Figures in italics represent charged expenditure*)

Heads	Actuals for 1973-74		
	Non-Plan	Plan	Total
1	2	3	4
	Rs.	Rs.	Rs.
31—AGRICULTURE—			
Direction ..	12,53,082	1,70,494	14,23,576
Superintendence ..	5,43,876	..	5,43,876
Subordinate and Expert Staff ..	98,06,725	29,10,422	1,27,17,247
Experimental farms ..	58,74,864	3,85,118	62,59,982
Agricultural Demonstration and Propaganda including Public Exhibitions and Fairs.	21,56,870	59,16,614	80,73,484
Agricultural Experiments and Research	26,97,054	33,90,155	60,87,209
Agricultural Education ..	40,253	1,105	41,358
Scheme for the improvement of Agricultural marketing in India	7,01,925	4,24,993	11,26,918
Miscellaneous ..	1,79,57,853	2,52,36,477	4,31,94,330
Grants-in-aid, Contributions, etc. ..	42,71,100	27,70,274	70,41,374
Fisheries ..	53,78,168	42,51,755	96,29,923
Works ..	2,00,000	..	2,00,000
Total ..	5,08,81,770	4,54,57,407	9,63,39,277
32—RURAL DEVELOPMENT—			
Direction and Organisation ..	59,53,435	5,773	59,59,208
Grants-in-aid, Contributions, etc. ..	87,03,885	2,30,000	89,33,885
Works ..	3,457	..	3,457
Expenditure written back from "109—Capital Outlay on other works" outside the Revenue Account.	5,00,000	..	5,00,000
Total ..	1,51,60,777	2,35,773	1,53,96,550
33—ANIMAL HUSBANDRY—			
Direction ..	6,92,032	46,061	7,38,093
Superintendence ..	1,31,292	1,26,854	2,58,146
Veterinary Education and Research	76,136	91,566	1,67,702
Subordinate Establishment ..	10,96,764	..	10,96,764
Hospitals and Dispensaries ..	1,15,23,346	8,64,692	1,23,88,038
Breeding operations ..	79,82,335	50,00,046	1,29,82,381
Grants-in-aid, Contributions, etc. ..	10,50,000	6,50,000	17,00,000
Miscellaneous ..	3,36,902	5,73,754	9,10,656
Total ..	2,28,88,807	73,52,973	3,02,41,780

STATEMENT No. 12—DETAILED ACCOUNT OF EXPENDITURE
BY MINOR HEADS—*contd.*

(Figures in italics represent charged expenditure)

Heads	Actuals for 1973-74		
	Non-Plan	Plan	Total
	2	3	4
1	Rs.	Rs.	Rs.
34—CO-OPERATION—			
Direction ..	6,40,236	..	6,40,236
Superintendence ..	6,992 } 1,28,10,486 }	11,28,759	1,39,46,237
Grants-in-aid, Contributions, etc. ..	1,00,000	44,42,164 (a)	45,42,164
Works ..	2,400	..	2,400
<i>Deduct—Amount met from Reserve Funds and Deposit Accounts—</i>			
<i>Deduct—Amount met from Deposit Accounts of National Co-operative Development Corporation.</i>	..	—30,000	—30,000
Total ..	6,992 } 1,35,53,122 }	55,40,923	1,91,01,037
35—INDUSTRIES—			
Industry ..	1,329 } 79,79,280 }	8,48,641	88,29,250
Cottage and Small Scale Industries.	7,39,711	3,93,746	11,33,457
Grants-in-aid, Contributions, etc. ..	13,22,000	11,91,164	25,13,164
Expenditure on Development of Coir Industry.	27,693	1,69,836	1,97,529
Development of Handloom Industry	9,90,735	4,55,596	14,46,331
Works ..	4,22,000	58,100	4,80,100
Total ..	1,329 } 1,14,81,419 }	31,17,083	1,45,99,831

(a) Excludes Rs. 21,000 spent from out of advances from the Contingency Fund during 1973-74 but not recouped to the fund till the close of the year.

STATEMENT No. 12—DETAILED ACCOUNT OF EXPENDITURE
BY MINOR HEADS—*contd.*

(Figures in italics represent charged expenditure)

Heads	Actuals for 1973-74		
	Non-Plan	Plan	Total
	2	3	4
1	Rs.	Rs.	Rs.
37—COMMUNITY DEVELOPMENT PROJECTS, NATIONAL EXTENSION SERVICE AND LOCAL DEVELOPMENT WORKS—			
<i>A—Community Development Projects—</i>			
Project/Block Headquarters	6,02,000	6,02,000
Multipurpose Projects	73,89,175	73,89,175
Grants-in-aid, Contributions, etc.	75,05,460	75,05,460
	-----	-----	-----
Total—A—Community Development Projects.	..	1,54,96,635	1,54,96,635
	-----	-----	-----
<i>B—National Extension Services—</i>			
Recurring Expenditure on personnel retained on National Extension Service Pattern.	3,18,38,284 (a)	..	3,18,38,284
	-----	-----	-----
Total—B—National Extension Service.	3,18,38,284	..	3,18,38,284
	-----	-----	-----
<i>C—Local Development Works—</i>			
Other Miscellaneous Schemes	3,02,64,605	3,02,64,605
	-----	-----	-----
Total—C—Local Development Works.	..	3,02,64,605	3,02,64,605
	-----	-----	-----
<i>D—General—</i>			
Training Schemes ..	5,26,855	3,84,294	9,11,149
	-----	-----	-----
Total—D—General ..	5,26,855	3,84,294	9,11,149
	-----	-----	-----
Total ..	3,23,65,139	4,61,45,534	7,85,10,673

(a) Excludes Rs. 800 spent from out of advances from Contingency fund during 1973-74 but not recouped to the fund till the close of the year.

STATEMENT No. 12—DETAILED ACCOUNT OF EXPENDITURE
BY MINOR HEADS—*contd.*

(Figures in italics represent charged expenditure)

Heads 1	Actuals for 1973-74		
	Non-Plan	Plan	Total
	2	3	4
	Rs.	Rs.	Rs.
38—LABOUR AND EMPLOYMENT—			
Labour ..	14,47,003	2,32,785	16,79,788
Factories ..	3,12,724	2,000	3,14,724
Inspector of Steam Boilers ..	80,944	..	80,944
Employment and Training ..	13,14,346	2,81,320	15,95,666
Grants-in-aid, Contributions, etc.	1,00,000	1,00,000
Total ..	31,55,017	6,16,105	37,71,122
39—MISCELLANEOUS SOCIAL AND DEVELOPMENTAL ORGANISATIONS—			
Gazetteer and Statistical memoirs ..	1,97,679	..	1,97,679
Statistics ..	34,88,397	6,61,295	41,49,692
Census ..	3,73,441	..	3,73,441
Social and Moral Hygiene and Aftercare services. ..	6,18,440	1,86,708	8,05,148
Special Welfare Schemes ..	3,43,47,521	..	3,43,47,521
Rural Welfare Department (Orissa) ..	3,21,00,822	1,57,70,682	4,78,71,504
Miscellaneous ..	16,133	3,36,027	3,52,160
Crash Programme for Educated unemployed ..	14,45,950	..	14,45,950
Total ..	7,25,88,383	1,69,54,712	8,95,43,095
Total—D—Social and Developmental Services ..	61,84,86,574	23,55,54,836	85,40,86,123
E—MULTIPURPOSE RIVER SCHEMES, IRRIGATION AND ELECTRICITY SCHEMES—			
42—MULTIPURPOSE RIVER SCHEMES—			
<i>A—Working Expenses—</i>			
Hirakud Dam Project-Stage-I—			
<i>I-Dam and Appurtenant Works —</i>			
Extensions and Improvements ..	52,546	..	52,546
Maintenance and Repairs ..	10,95,220	..	10,95,220
Establishment ..	7,16,257	..	7,16,257
Tools and Plants ..	1,52,654	..	1,52,654
Suspense ..	3,615	..	3,615
Total—I ..	20,20,292	..	20,20,292
Total—Hirakud Dam Project-Stage-I ..	20,20,292	..	20,20,292

STATEMENT No. 12—DETAILED ACCOUNT OF EXPENDITURE
BY MINOR HEADS—*contd.*

(Figures in italics represent charged expenditure)

Heads 1	Actuals for 1973-74		
	Non-Plan	Plan	Total
	2	3	4
	Rs.	Rs.	Rs.
Balimela Power Project —			
Establishment ..	1,67,728	..	1,67,728
Maintenance and Repairs ..	1,63,733	..	1,63,733
Suspense	500	..	500
Total—Balimela Power Project ..	3,31,961	..	3,31,961
Total—A—Working Expenses ..	23,52,253	..	23,52,253
B—Interest—			
Hirakud Dam Project-Stage-I ..	2,82,04,786	..	2,82,04,786
Balimela Dam Project—Dam and Appurtenant Works.	2,18,95,881	..	2,18,95,881
Balimela Power Scheme ..	1,73,15,119	..	1,73,15,119
Rengali Irrigation Project ..	10,86,220	..	10,86,220
Bhirkund Irrigation Project ..	47,000	..	47,000
Total—B—Interest ..	6,85,49,006	..	6,85,49,006
C—Other Revenue Expenditure—			
Investigation on Multipurpose River Schemes—			
Preliminary Expenses—			
Establishment	12,06,897	12,06,897
Tools and Plant	1,52,928	1,52,928
Miscellaneous	56,041	6,25,118
		5,69,077	
Total—C—Other Revenue Expenditure	56,041	19,84,943
		19,28,902	
Total ..	7,09,01,259	19,28,902	7,28,86,202

STATEMENT No. 12—DAILY ACCOUNT OF EXPENDITURE
BY MINOR HEADS—*contd.*

(Figures in italics represent charged expenditure)

Heads 1	Actuals for 1973-74		
	Non-Plan	Plan	Total
	2 Rs.	3 Rs.	4 Rs.
43—IRRIGATION, NAVIGATION, EMBANKMENT AND DRAINAGE WORKS (COMMERCIAL)—			
<i>A—Irrigation Works—</i>			
<i>(a) Productive Works—</i>			
<i>(i) Working Expenses—</i>			
Maintenance and Repairs	.. 27,47,710	..	27,47,710
Establishment	.. 3,27,404	..	3,27,404
Tools and Plant	.. 1,04,371	..	1,04,371
Total—(i)—Working Expenses	.. 31,79,485	..	31,79,485
<i>(ii) Interest—</i>			
Interest	.. 2,30,53,800	..	2,30,53,800
Total—(a)—Productive Works	.. 2,62,33,285	..	2,62,33,285
<i>(b)—Unproductive Works—</i>			
<i>(i) Working Expenses—</i>			
Extensions and Improvements	.. 11,43,652	..	11,43,652
Maintenance and Repairs	.. 1,00,87,410	..	1,00,87,410
Establishment	.. 21,24,756	..	21,24,756
Tools and Plant	.. 5,98,417	..	5,98,417
Suspense	.. 5,90,504	..	5,90,504
Total—(i)—Working Expenses	.. 1,45,44,739	..	1,45,44,739
<i>(ii) Interest—</i>			
Interest	.. 2,13,89,519	..	2,13,89,519
Total—(b)—Unproductive Works	.. 3,59,34,258	..	3,59,34,258
Total	.. 6,21,67,543	..	6,21,67,543

STATEMENT No. 12—DETAILED ACCOUNT OF EXPENDITURE
BY MINOR HEADS—*contd.*

(Figures in italics represent charged expenditure)

Heads 1	Actuals for 1973-74		
	Non-Plan	Plan	Total
	2	3	4
	Rs.	Rs.	Rs.
44—IRRIGATION, NAVIGATION, EMBANKMENT AND DRAINAGE WORKS (NON-COMMERCIAL)			
<i>A—Irrigation Works —</i>			
<i>(i) Works—</i>			
Extensions and Improvements ..	31,499	..	31,499
Maintenance and Repairs ..	46,60,873	..	46,60,873
	-----	-----	-----
Total—(i)—Works ..	46,92,372	..	46,92,372
	-----	-----	-----
<i>(ii) Miscellaneous Expenditure</i>			
Establishment	5,40,456	5,40,456
Tools and Plant	1,31,819	1,31,819
Miscellaneous	21,24,613	21,24,613
	-----	-----	-----
Total—A—Irrigation Works ..	46,92,372	27,96,888	74,89,260
	-----	-----	-----
B—NAVIGATION, EMBANKMENT AND DRAINAGE WORKS—			
<i>(i) Works—</i>			
Extensions and Improvements ..	5,50,059	..	5,50,059
Maintenance and Repairs ..	1,10,20,789	..	1,10,20,789
Establishment ..	61,59,674	..	61,59,674
Tools and Plant ..	—70,584(b)	..	—70,584
Suspense ..	—4,71,970(a)	..	—4,71,970
Grants-in-aid ..	13,800	..	13,800
	-----	-----	-----
Total—(i)—Works ..	1,72,01,768	..	1,72,01,768
	-----	-----	-----
Total—B—Navigation, etc. ..	1,72,01,768	..	1,72,01,768
	-----	-----	-----
Total ..	2,18,94,140	27,96,888	2,46,91,028

(a) The *minus* expenditure is due to credits being more than debits.

(b) The *minus* expenditure is due to credits being more than the expenditure.

STATEMENT No. 12—DETAILED ACCOUNT OF EXPENDITURE
BY MINOR HEADS—*contd.*

(Figures in italics represent charged expenditure)

Heads 1	Actuals for 1973-74		
	Non-Plan 2	Plan 3	Total 4
	Rs.	Rs.	Rs.
45—ELECTRICITY SCHEMES—			
<i>A—Hydro-Electric Schemes—</i>			
Machkund Hydro-Electric (Joint) Scheme—			
Working expenses—			
Maintenance Proper ..	1,02,73,399	..	1,02,73,399
Total—A—Hydro-Electric Schemes	1,02,73,399	..	1,02,73,399
<i>B—Thermo-Electric Schemes—</i>			
Talcher Thermal Scheme—			
(i) Working Expenses—			
Works ..	—8,66,421(b)	..	—8,66,421
Suspense ..	8,74,676	..	8,74,676
Total—B—Thermo-Electric Schemes	8,255	..	8,255
Total—(i)—Working Expenses (A and B)	1,02,81,654	..	1,02,81,654
(ii) Interest—			
<i>A—Hydro-Electric Schemes—</i>			
Machkund Hydro-Electric (Joint) Scheme—			
Interest ..	17,60,451	..	17,60,451
Total—(ii)—Interest ..	17,60,451	..	17,60,451
(iii) Miscellaneous—			
<i>A—Hydro-Electric Schemes—</i>			
Machkund Hydro-Electric (Joint) Scheme—			
Establishment charges ..	3,12,333	..	3,12,333
Miscellaneous Expenditure (including surveys) ..	1,02,51,000	..	1,02,51,000
<i>B—Thermo-Electric Schemes—</i>			
Talcher Thermal Scheme—			
Establishment charges ..	2,71,119	..	2,71,119
Total—(iii)—Miscellaneous ..	1,08,34,452	..	1,08,34,452
Total ..	2,28,76,557	..	2,28,76,557
Total—E—Multipurpose River Schemes,	17,78,39,499	56,041 } 47,25,790	18,26,21,330

(b) The *minus* expenditure is due to credits being more than the expenditure

STATEMENT No. 12—DETAILED ACCOUNT OF EXPENDITURE
BY MINOR HEADS—*contd.*

(Figures in italics represent charged expenditure)

Heads 1	Actuals for 1973-74		
	Non-Plan 2	Plan 3	Total 4
	Rs.	Rs.	Rs.
F—PUBLIC WORKS (INCLUDING ROADS) AND SCHEMES OF MISCELLANEOUS PUBLIC IMPROVEMENTS—			
50—PUBLIC WORKS—			
Original Works—Buildings—			
Taxes on Income ..	4,16,176	..	4,16,176
Land Revenue ..	57,874	10,319	68,193
Excise ..	11,234	..	11,234
Registration ..	59,632	—26(a)	59,606
General Administration ..	10,40,821	—8,678(a)	10,32,143
Administration of Justice ..	3,34,426	..	3,34,426
Jails ..	3,89,070	289	3,89,359
Police ..	4,77,519	—3,30,932(a)	1,46,587
Education ..	1,39,194	2,20,906	3,60,100
Medical ..	4,41,316	31,16,952	35,58,268
Public Health ..	1,207	5,68,339	5,69,546
Family Planning	17,08,889	17,08,889
Agriculture ..	25,579	—2,200(a)	2,379
Animal Husbandry ..	46,040	13,85,113	14,31,153
Co-operation	3,836	3,836
Industries ..	84,348	10,17,702	11,02,050
Civil Works ..	36,63,873	11,346	36,75,219
Stationery and Printing ..	1,55,260	173	1,55,433
Miscellaneous Department ..	8,71,669	22,81,562	31,53,231
Original Works—Communications ..	37,42,954	58,84,376	96,27,330
Repairs ..	3,25,814	..	6,59,57,736
	6,56,31,922
Establishment ..	1,66,82,246	6,33,684	1,73,15,930
Tools and Plant ..	1,21,39,770	39,171	1,21,78,941
Furniture ..	60,000	..	60,000
Grants-in-aid ..	5,210	..	5,210
Suspense ..	1,01,15,069	..	1,01,15,069
Transfer of Grants for Road Development to the Deposit head "Subventions from Central Road Fund"	22,20,000	..	22,20,000
Expenditure written back from "103—Capital Outlay on Public Works" outside the Revenue Account	5,92,000	..	5,92,000
Project financed from the reserve at the disposal of Central Government in the Central Road Development Account.	..	23,48,700	23,48,700
<i>Deduct</i> —Amount met from "Subvention from Central Road Fund".	..	—23,19,700	—23,19,700
Total ..	3,25,814 } 11,94,04,409	1,65,69,821	13,63,00,044
Total—F—Public Works, etc. ..	3,25,814 } 11,94,04,409	1,65,69,821	13,63,00,044

(a) The *minus* expenditure is due to credits being more than the expenditure.

STATEMENT No. 12—DETAILED ACCOUNT OF EXPENDITURE
BY MINOR HEADS—*contd.*

(Figures in italics represent charged expenditure)

Heads 1	Actuals for 1973-74		
	Non-Plan 2	Plan 3	Total 4
	Rs.	Rs.	Rs.
G—TRANSPORT AND COMMUNICATIONS (OTHER THAN ROADS)—			
53—PORTS AND PILOTAGE—			
Ports Establishment ..	5,67,000	..	7,45,692
Miscellaneous ..	1,78,692 21,150	..	21,150
Total ..	5,67,000 1,99,842	..	7,66,842
57—ROAD AND WATER TRANSPORT SCHEMES—			
<i>A—Road Transport—</i>			
<i>(i) Working Expenses—</i>			
Direction ..	13,86,728	..	13,86,728
Operation ..	24,290 3,91,43,536	..	3,91,67,826
Total—Working Expenses ..	24,290 4,05,30,264	..	4,05,54,554
<i>(ii) Interest—</i>			
Interest ..	13,49,200	..	13,49,200
<i>(iii) Deduct—Amount met from Reserve Funds and Deposit Accounts—State Transport Service—</i>			
<i>Deduct—Amount met from Depreciation Reserve Fund.</i>
<i>Deduct—Amount met from Accident Reserve Fund.</i>	-39,99,998	..	-39,99,998
<i>Deduct—Amount met from Amenities Reserve Fund.</i>	-34,381	..	-34,381
<i>Deduct—Amount met from Amenities Reserve Fund.</i>	-3,07,648	..	-3,07,648
Total—A—Road Transport ..	24,290 3,75,37,437	..	3,75,61,727
Total ..	24,290 3,75,37,437	..	3,75,61,727
Total—G—Transport and Communications, etc.	5,91,290 3,77,37,279	..	3,83,28,569

STATEMENT No. 12—DETAILED ACCOUNT OF EXPENDITURE
BY MINOR HEADS—*contd.*

(*Figures in italics represent charged expenditure*)

Heads 1	Actuals for 1973-74		
	Non-plan 2 Rs.	Plan 3 Rs.	Total 4 Rs.
I—MISCELLANEOUS—			
64—FAMINE RELIEF—			
A—Famine Relief—			
Salaries and Establishment ..	42,43,117	..	42,43,117
	(a)		
Relief Works ..	2,42,79,819	..	2,42,79,819
Gratuitous Relief ..	83,32,496	..	83,32,496
Miscellaneous ..	8,88,46,963	..	8,88,46,963
<i>Deduct—Amount met from Reserve Fund and Deposit</i>			
<i>Deduct—Amount met from Famine Relief Fund.</i>	<i>1,25,00,000</i>	..	<i>-1,25,00,000</i>
Total—A—Famine Relief ..	11,32,02,395	..	11,32,02,395
B—Transfer to Famine Relief Fund ..	1,25,00,000	..	1,25,00,000
	<i>1,25,00,000</i>		
Total ..	11,32,02,395	..	12,57,02,395
65—PENSIONS AND OTHER RETIREMENT BENEFITS—			
Superannuation and Retired allowances.	26,187 } 1,25,07,182 }	..	1,25,33,369
Gratuities ..	41,93,211	..	41,93,211
Family pensions ..	14,88,612	..	14,88,612
Donations to Provident Funds ..	1,63,400	..	1,63,400
Equated payment on account of Capital outlay on Sterling pensions to the Government of India.	16,629	..	16,429
Charges in England ..	11,070	..	11,070
<i>Deduct—Pensionary charges transferred to Commercial Departments and concerns.</i>	<i>-8,82,516</i>	..	<i>-8,82,516</i>
	<i>26,187</i> }		
Total ..	1,74,97,388 }	..	1,75,23,575
66—TERRITORIAL AND POLITICAL PENSIONS—			
Pensions granted after Independence for political considerations.	14,93,024	..	14,93,024
Charitable Allowances granted by the British-India Government for up-keep of shrines temples, etc.	35	..	35
Total ..	14,93,059	..	14,93,059

(a) Excludes Rs. 1,62,869 spent from out of advances from the Contingency Fund during 1973-74 but not recouped to the fund till the close of the year.

STATEMENT No. 12—DETAILED ACCOUNT OF EXPENDITURE
BY MINOR HEADS—*contd.*

(Figures in italics represent charged expenditure)

Heads 1	Actual for 1973-74		
	Non-plan 2	Plan 3	Total 4
	Rs.	Rs.	Rs.
67—PRIVY PURSES AND ALLOWANCES OF INDIAN RULERS—			
Privy purses and allowances of Indian rulers of integrated States and allowances of their relatives and servants—			
(i) Integrated States (i. e. those merged in the States).	2,10,635	..	2,10,635
Total	2,10,635	..	2,10,635
68—STATIONERY AND PRINTING—			
I—Stationery—			
Stationery offices and stores ..	5,84,378	..	5,84,378
Purchase of stationery stores ..	16,94,736	..	16,94,756
Discount on Plain papers used with stamps.	3,890	..	3,890
Purchase of plain paper used with stamps.	99,738	..	99,738
Total—I—Stationery ..	23,82,762	..	23,82,762
II—Printing—			
Government Press ..	1,26,67,911	..	1,26,67,911
Cost of printing work done by other Governments	7,000	..	7,000
Printing at Private Presses ..	1,92,035	..	1,92,035
Printing of Text Books ..	34,31,225	8,81,947	43,13,172
<i>Deduct</i> —Cost of Printing works done by other Governments.	—2,22,900	..	—2,22,900
Total—II—Printing ..	1,60,75,271	8,81,947	1,69,57,218
Total	1,84,58,033	8,81,947	1,93,39,980
70—FORESTS—			
General Direction ..	4,77,260	1,30,285	6,07,545
Conservancy and works ..	<i>13,128</i>	46,62,183	2,43,60,253
	1,96,84,942		
Establishment ..	1,52,22,437	32,58,215	1,84,80,652
Total	<i>13,128</i>	80,50,683	4,34,48,450
	3,53,84,639		

STATEMENT No. 12—DETAILED ACCOUNT OF EXPENDITURE
BY MINOR HEADS—*contd.*

(Figures in italics represent charged expenditure)

Heads	Actuals for 1973-74		
	Non-Plan	Plan	Total
1	2	3	4
	Rs.	Rs.	Rs.
71—MISCELLANEOUS—			
Cost of Books and Periodicals ..	17,259	..	17,259
Donations for charitable purposes ..	10,431	..	10,431
Special Commissions of Enquiry ..	6,60,037	..	6,60,037
Petty Establishments ..	89,11,297	..	89,11,297
Irrecoverable temporary loans and advances written off.	8,323	..	8,323
Irrecoverable temporary loans and advances to displaced persons written off.	4,62,549	..	4,62,549
Expenditure on displaced persons ..	6,33,207	..	6,33,207
Grants-in-aid, Contributions, etc. ..	1,35,10,977	12,38,125	1,47,49,102
Expenditure on account of State prisoners and Detenues.	6,74,580	..	6,74,580
Civil Defence ..	3,00,406	..	3,00,406
Miscellaneous and unforeseen charges	74,81,743	1,43,08,222	2,17,89,965
Loss or gain by Exchange ..	15	..	15
<i>Deduct—Amount met from Guarantees Reserve Fund.</i>	<i>— 3,19,050</i>	..	<i>—3,19,050</i>
Total ..	3,23,51,774	1,55,46,347	4,78,98,121
Total—I—Miscellaneous ..	1,25,39,315 } 21,85,97,923 }	2,44,78,977	25,56,16,215
II—MISCELLANEOUS CAPITAL ACCOUNT WITHIN THE REVENUE ACCOUNT—			
72—COMMUTATION OF PENSIONS—			
Amount transferred from "120—Payments of commuted value of pensions."	6,23,980	..	6,23,980
Total ..	6,23,980	..	6,23,980
Total—II—Miscellaneous	6,23,980	..	6,23,980

STATEMENT No. I2—DETAILED ACCOUNT OF EXPENDITURE
BY MINOR HEADS—*contd.*

(*Figures in italics represent charged expenditure*)

Heads 1	Actuals for 1973-74		
	Non-plan	Plan	Total
	2 Rs.	3 Rs.	4 Rs.
J—CONTRIBUTIONS AND MISCELLANEOUS ADJUSTMENTS—			
76—OTHER MISCELLANEOUS COMPENSATIONS AND ASSIGNMENTS—			
Other Miscellaneous assignments and compensations, etc.—			
Land Revenue ..	48,30,628	..	48,30,628
State Excise Duties ..	3,371	..	3,371
Other Taxes and Duties ..	41,27,553	..	41,27,553
Total—Other Miscellaneous Assignments, etc.	89,61,552	..	89,61,552
Grants-in-aid, contributions, etc. ...	41,07,195	..	41,07,195
Total ..	1,30,68,747	..	1,30,68,747
Total—J—Contributions, etc. ..	1,30,68,747	..	1,30,68,747
Total—Expenditure on Revenue Account.	37,64,13,388 } 1,46,16,52,417 }	56,141 } 28,65,12,020 }	2,12,46,33,966
CAPITAL ACCOUNT OUTSIDE THE REVENUE ACCOUNT—			
AA—CAPITAL ACCOUNT OF SECURITY PRINTING PRESS AND COMPENSATION ON THE ABOLITION OF ZAMINDARI SYSTEM OUTSIDE THE REVENUE ACCOUNT—			
92—PAYMENT OF COMPENSATION TO LAND-HOLDERS ETC. ON THE ABOLITION OF ZAMINDARI SYSTEM—			
Compensation ..	14,57,022	..	14,57,022
<i>Deduct</i> —Amount met from the Zamindari Abolition Fund.	—14,57,022	..	—14,57,022
Total
Total—AA—Capital Accounts, etc.
DD—CAPITAL ACCOUNT OF SOCIAL AND DEVELOPMENTAL SERVICES OUTSIDE THE REVENUE ACCOUNT—			
94—CAPITAL OUTLAY ON IMPROVEMENT OF PUBLIC HEALTH—			
Municipal Water-Supply and Drainage Schemes.	4,21,000	1,18,45,918	1,22,66,918
<i>Deduct</i> —Expenditure written back to “30—Public Health” within the Revenue Account.	—33,60,000	..	—33,60,000
Total ..	—29,39,000	1,18,45,918	89,06,918

STATEMENT No. 12—DETAILED ACCOUNT OF EXPENDITURE
BY MINOR HEADS—*contd.*

(Figures in italics represent charged expenditure)

Heads	Actuals for 1973-74		
	Non-plan	Plan	Total
1	2	3	
	Rs.	Rs.	Rs.
95—CAPITAL OUTLAY ON SCHEMES OF AGRICULTURAL IMPROVEMENT AND RESEARCH (A)			
Total ..	3,19,49,525	3,14,66,184	6,34,15,709
96—CAPITAL OUTLAY ON INDUSTRIAL AND ECONOMIC DEVELOPMENT—			
Capital outlay on departmental Commercial undertakings.	12,21,449	11,36,246	23,57,695
Investments in Government Commercial and Industrial Undertakings.	..	2,35,07,650 (a)	2,35,07,650
Investments in other Commercial and Industrial Undertakings.	..	17,50,000	17,50,000
Investments in Co-operative Societies..	4,76,000	1,71,30,146 (b)	1,76,06,146
Total ..	16,97,449	4,35,24,042	4,52,21,491
Total—DD—Capital Account of Social and Developmental Services, etc.	3,07,07,974	8,68,36,144	11,75,44,118
EE—CAPITAL ACCOUNT OF MULTI-PURPOSE RIVER SCHEMES, IRRIGATION AND ELECTRICITY SCHEMES OUTSIDE THE REVENUE ACCOUNT—			
98—CAPITAL OUTLAY ON MULTI-PURPOSE RIVER SCHEMES—			
<i>Hirakud Dam Project-Stage-I</i>			
I—Dam and Appurtenant Works—			
Works	4,21,750	4,21,750
Establishment	1,74,974	1,74,974
Suspense	7,17,579	7,17,579
Deduct—Receipts and Recoveries on Capital Account.	..	-2,28,384	-2,28,384
Total—Dam and Appurtenant works.	..	10,85,919	10,85,919

(A) For minor head-wise details please see Statement No. 131

(a) Excludes Rs. 30,00,000 spent from out of advances from the Contingency Fund during 1973-74 but not recouped to the Fund till the close of the year.

(b) Includes Rs. 2,00,000 spent from out of advances from the Contingency Fund during 1972-73 and recouped to the fund during 1973-74 and excludes Rs. 7,65,000 spent from out of advances from the Contingency Fund during 1973-74 but not recouped to the Fund till the close of the year.

STATEMENT No. 12—DETAILED ACCOUNT OF EXPENDITURE
BY MINOR HEADS—*contd.*

(Figures in italics represent charged expenditure)

Heads 1	Actuals for 1973-74		
	Non-Plan	Plan	Total
	2	3	4
	Rs.	Rs.	Rs.
II—Main Canals, Branches, Distributaries and water Courses—			
Works	1,31,072	1,31,072
Establishment	11,181	11,181
Tools and Plant	2,144	2,144
Suspense	808	808
Total—II—Main Canals, Branches, Distributaries and water Courses.	..	1,45,205	1,45,205
III—Hydro-Electric Installations—			
Tools and Plant	776	776
Total—Hirakud Dam Project— Stage—I	..	12,31,900	12,31,900
Stage—II			
Hirakud Subsidiary power House project—			
Works	30,013	30,013
Suspense	25,402	25,402
Total—Stage—II	..	55,415	55,415
Total—Hirakud Dam Project	..	12,87,315	12,87,315
Balimela Dam Project—			
I—Dam and Appurtenant Works—			
Works	8,33,400	3,70,73,787
Establishment	3,62,40,387	
Tools and Plant	49,38,498	
Suspense	24,470	
	..	73,54,395	73,54,395
Deduct—Amount transferred to other Governments—50 per cent share of expenditure recoverable from Government of Andhra Pradesh.	..	-1,35,536	-1,35,536
Deduct—Receipts and Recoveries on Capital Account.	..	-1,41,069	-1,41,069
Total—I—Dam and Appurtenant Works	..	8,33,400 4,82,81,145	4,91,14,545

STATEMENT No 12—DETAILED ACCOUNT OF EXPENDITURE
BY MINOR HEADS—*contd.*

(*Figures in italics represent charged expenditure*)

Heads	Actuals for 1973-74		
	Non-Plan	Plan	Total
	2	3	4
1	Rs.	Rs.	Rs.
II—Balimela Power Scheme—			
Works	3,12,64,192	3,12,64,192
Establishment	19,54,989	19,54,989
Tools and Plant	4,55,745	4,55,745
Suspense	6,48,333	6,48,333
<i>Deduct—Receipts and Recoveries on Capital Account.</i>	..	<i>—8,54,056</i>	<i>—8,54, 56</i>
Total—II—Balimela Power scheme	..	3,34,69,203	3,34,69,203
Total—Balimela Dam Project	8,33,400 } 8,17,50,348 }	8,25,83,748
<i>Bhimkund Irrigation project</i>			
Works	2,94,715	..	2,94,715
Establishment	4,12,942	..	4,12,942
Tools and Plant	3,503	..	3,503
Suspense	14,372	..	14,372
Total—Bhimkund Irrigation Project	7,25,532	..	7,25,532
<i>Rengali Irrigation Project—</i>			
Works	1,23,55,010	..	1,23,55,010
Establishment	10,82,290	..	10,82,290
Tools and Plant	2,46,764	..	2,46,764
Suspense	79,96,526	..	79,96,526
<i>Deduct—Receipt and Recoveries on Capital Account</i>	<i>—12,224</i>	..	<i>—12,224</i>
Total—Rengali Irrigation Project..	2,16,68,366	..	2,16,68,366
<i>Potteru Irrigation Project—</i>			
Works	37,23,315	..	37,23,315
Establishment	1,24,202	..	1,24,202
Tools and Plants	13,109	..	13,109
Suspense	1,99,536	..	1,99,536
<i>Deduct—Receipt and recoveries on Capital Account</i>	<i>—6,787</i>	..	<i>—6,787</i>
Total—Potteru Irrigation Project..	40,53,375	..	40,53,375
Total	2,64,47,273	8,30,37,663	11,03,18,336

STATEMENT No. 12—DETAILED ACCOUNT OF EXPENDITURE
BY MINOR HEADS—*contd.*

(Figures in italics represent charged expenditure)

Heads 1	Actuals for 1973-74		
	Non-Plan 2	Plan 3	Total 4
	Rs.	Rs.	Rs.
99—CAPITAL OUTLAY ON IRRIGATION, NAVIGATION, EMBANKMENT AND DRAINAGE WORKS (COMMERCIAL)—			
<i>A—Irrigation works—</i>			
<i>(i) Productive—</i>			
Works	1,74,89,178	1,74,89,178
Establishment	42,86,373	42,86,373
Tools and Plant	7,26,680	7,26,680
Suspense	26,93,917	26,93,917
Deduct—Receipts and Recoveries on Capital Account	—8,46,791	—8,46,791
Total—(i)—Productive	2,43,49,357	2,43,49,357
<i>(ii) Unproductive—</i>			
Works	1,98,94,943	1,98,483	3,60,75,021
Establishment	40,77,573	40,77,573
Tools and Plant	5,98,336	(b) 4,17,043	10,15,379
Suspense	41,06,861	41,06,861
Deduct—Receipts and Recoveries on Capital Account	—27,62,051	—27,62,051
Total—II—Unproductive	1,98,483	4,25,12,783
Total	2,04,93,279	2,18,21,021	4,25,12,783
Total	1,98,483	6,68,62,140
Total	2,04,93,279	4,61,70,378	6,68,62,140
100—CAPITAL OUTLAY ON IRRIGATION, NAVIGATION, EMBANKMENT AND DRAINAGE WORKS (NON-COMMERCIAL)—			
<i>A—Irrigation Works—</i>			
Works	5,20,270	5,20,270
Tools and Plant	20,241	20,241
Total—A—Irrigation Works	5,40,511	5,40,511
<i>B—Navigation, Embankment and Drainage Works—</i>			
Works	49,583	56,45,814	56,95,397
Establishment	5,950	8,80,634	8,86,584
Tools and Plant	1,984	2,70,657	2,72,641
Total—B—Navigation, etc.	57,517	67,97,105	68,54,622
Total	5,98,028	67,97,105	73,95,133

(b) Includes Rs. 1,98,482 spent from out of advances from the Contingency Fund during 1972-73 and recouped to the Fund during 1973-74.

STATEMENT No. 12—DETAILED ACCOUNT OF EXPENDITURE
BY MINOR HEADS—*contd.*

(Figures in italics represent charged expenditure)

Heads	Actuals for 1973-74		
	Non-Plan	Plan	Total
1	2	3	4
	Rs.	Rs.	Rs.
101—CAPITAL OUTLAY ON ELECTRICITY SCHEMES—			
<i>B—Thermo-Electric Schemes—</i>			
<i>Talcher Thermal Schemes—</i>			
Works	—30,881(a)	—30,881
Establishment	81,344	81,344
Tools and Plant	15,570	15,570
Suspense	78,141	78,141
<i>Deduct—Receipts and Recoveries on Capital Account.</i>	..	—2,63,946	—2,63,946
Total—B—Thermo-Electric Scheme	—1,19,772	—1,19,772
Total—	—1,19,772	—1,19,772
Total—EE—Capital Account of Multipurpose River Schemes, etc.	4,75,38,580	10,31,883 } 13,58,85,374 }	18,44,55,837
FF—CAPITAL ACCOUNT OF PUBLIC WORKS (INCLUDING ROADS) AND SCHEMES OF MISCELLANEOUS PUBLIC IMPROVEMENTS OUTSIDE THE REVENUE ACCOUNT—.			
103—CAPITAL OUTLAY ON PUBLIC WORKS—			
<i>Rental Housing Schemes Financed out of Life Insurance Corporation Loan—</i>			
Works	304	17,65,212	17,65,516
Tools and Plant	58,106	58,106
Total	304	18,23,318	18,23,622
<i>Capital Construction Project—</i>			
Works	46,533 } 1,05,08,224 }	1,05,54,757
Establishment	2,28,264	2,28,264
Tools and Plant	6,39,494	6,39,494
Total—Capital Construction Project	46,533 } 1,13,75,982 }	1,14,22,515

(a) The *minus* expenditure is due to credits to works being more than the expenditure.

STATEMENT No. 12—DETAILED ACCOUNT OF EXPENDITURE
BY MINOR HEADS—*contd.*

(Figures in italics represent charged expenditure)

Heads	Actuals for 1973-74			Total
	Non-Plan	Plan		
	Rs.	Rs.	Rs.	
1	2	3	4	
Original Works—Buildings—				
Taxes on Income ..	18,175	..	6,03,433	
	5,85,258	..		
Registration ..	24,603	..	24,603	
General Administration ..	10,86,205	337	10,86,542	
Administration of Justice ..	3,01,009	..	3,01,009	
Jails ..	1,03,599	..	1,03,599	
Police ..	20,15,006	10,438	20,25,444	
Education ..	30,05,393	45,62,167	75,67,560	
Medical ..	14,763	20,17,150	20,31,913	
Animal Husbandry ..	500	28,928	29,428	
Industries ..	95,159	1,02,375	1,97,534	
Miscellaneous Departments ..	7,92,676	24,33,012	32,25,988	
Public Works ..	27,90,786	47,978	28,16,139	
		-22,625 (a)		
Stationery and Printing ..	2,08,417	24,67,679	26,76,096	
Forest	1,196	1,196	
Total—Original Works—Buildings	18,175	47,978	2,26,90,184	
	1,10,23,374	1,16,00,657		
Original Works—Communications ..	10,062	2,14,786	2,74,91,914	
		2,72,67,066		
Establishment ..	80,121	55,07,561	55,87,686	
		130		
Tools and Plant	4,96,254	33,12,378	38,08,722	
Grants-in-aid	8,82,362	8,82,362	
Suspense	-3,57,285 (b)	-3,57,285	
Deduct—Expenditure written back to "50—Public Works" within the Revenue Account.	-5,92,000	..	-5,92,000	
Deduct—Receipts and Recoveries on Capital Account.	..	-35,89,226	-35,89,226	
Total ..	18,175	3,09,427	6,91,68,530	
	1,10,18,115	5,78,22,813		

(a) The *minus* expenditure is due to credits to works being more than the expenditure.

(b) The *minus* expenditure is due to credits being more than debits.

STATEMENT No. 12—DETAILED ACCOUNT OF EXPENDITURE
BY MINOR HEADS—*contd.*

(Figures in italics represent charged expenditure)

Heads	Actuals for 1973-74		
	Non-Plan	Plan	Total
1	2	3	4
	Rs.	Rs.	Rs.
109—CAPITAL OUTLAY ON OTHER WORKS—			
Original Works—			
Labour and Employment ..		887	887
Police ..	5,00,100	..	5,00,100
Animal Husbandry	23,682	23,682
Industries	16,10,750	16,10,750
Community Development Projects, National Extension Service and Local Development Works	1,47,382	1,47,382
<i>Deduct—Receipts and Recoveries on Capital Account.</i>	—23,000	—98,712	—1,21,712
<i>Deduct—Capital expenditure writ- ten back to “32 Rural Develop- ment” within the Revenue Account</i>	—5,00,000	..	—5,00,000
Total ..	—22,900	16,83,102 } 887	16,61,089
Total—FF—Capital Account of Public Works, etc.	18.175 } 1,09,95,215	3,10,314 } 5,95,05,915	7,08,29,619
GG—CAPITAL ACCOUNT OF TRANSPORT AND COMMUNICATIONS (OTHER THAN ROADS) OUTSIDE THE REVENUE ACCOUNT—			
110—CAPITAL OUTLAY ON PORTS (A)—			
Total	1,35,361	1,35,361
114—CAPITAL OUTLAY ON ROAD AND WATER TRANSPORT SCHEMES.			
A—Road Transport—			
Motor Transport Service	25,62,677	26,62,677
Total	25,62,677	25,62,677
Total—GG—Capital Account of Transport and Communica- tions, etc.	..	26,98,038	26,98,038

(A) For minor headwise details please see statement no. 13.

STATEMENT No 12—DETAILED ACCOUNT OF EXPENDITURE
BY MINOR HEADS—*concl'd.*

(Figures in italics represent charged expenditure)

Heads	Actuals for 1973-74		
	Non-Plan	Plan	Total
1	2	3	4
	Rs.	Rs.	Rs.
II—MISCELLANEOUS CAPITAL ACCOUNT OUTSIDE THE REVENUE ACCOUNT—			
119—CAPITAL OUTLAY ON FORESTS—			
Organisation, Improvement and Extension of Forests.	..	5,74,701	5,74,701
Communications and Buildings	..	20,38,516	20,38,516
Total	..	26,13,217	26,13,217
120—PAYMENTS OF COMMUTED VALUE OF PENSIONS—			
Commuted value of Pensions—			
(a) Payments in India	..	6,23,980	6,23,980
<i>Deduct—Capital Expenditure transferred to "72—Commutation of Pensions within the Revenue Account".</i>	..	-6,23,980	-6,23,980
Total
124—CAPITAL OUTLAY ON SCHEMES OF GOVERNMENT TRADING (A)—			
Total	..	60,476 } 10,37,242	40,57,194
Total—II—Miscellaneous	..	29,59,476 } 36,50,459	66,70,411
Capital Account outside the Revenue Account—			
Total—Capital Expenditure outside the Revenue Account.	..	78,651 } 13,42,197	38,21,98,023
	..	9,22,01,245 } 28,85,75,930	
Grand Total—Expenditure	..	37,64,92,039 } 13,98,338	250,68,31,989
	..	155,38,53,662 } 57,50,87,950	

(A) For minor headwise details, please see statement no.13

**STATEMENT NO. 13—DETAILED STATEMENT OF CAPITAL
EXPENDITURE OUTSIDE THE REVENUE ACCOUNT
DURING AND TO END OF THE YEAR 1973-74**

Nature of Expenditure	Expenditure during 1973-74			Expenditure to end of 1973-74
	Non-Plan	Plan	Total	
1	2	3	4	5
	Rs.	Rs.	Rs.	Rs.
92—PAYMENT OF COMPENSATION TO LAND HOLDERS, ETC., ON THE ABOLITION OF ZA- MINDARI SYSTEM—				
Compensation ..	14,57,022	..	14,57,022	6,61,59,786
<i>Deduct—Receipts and Recoveries on Capital Account.</i>	—4,059
<i>Deduct—Amount met from Zamindari Abolition Fund</i>	—14,57,022	..	—14,57,022	—6,61,55,727
Net amount outside the Revenue Account.
94—CAPITAL OUTLAY ON IMPROVEMENT OF PUBLIC HEALTH—				
Grants-in-aid—				
Municipal and Water Supply and Drainage Schemes.	4,21,000	1,18,45,918	1,22,66,918	8,27,07,685
<i>Deduct—Receipts and Recoveries on Capital Account.</i>	—6,191
<i>Deduct—Amount trans- ferred to State Loan Account.</i>	—35,52,002
<i>Deduct—Expenditure written back to “30 —Public Health” within the Revenue Account.</i>	— 33,60,000	..	—33,60,000	—2,39,59,416
Net Amount outside the Revenue Account	— 29,39,000	1,18,45,918	89,06,918	5,51,90,076

STATEMENT No. 13—DETAILED STATEMENT OF CAPITAL
EXPENDITURE OUTSIDE THE REVENUE ACCOUNT
DURING AND TO END OF THE YEAR 1973-74--*contd.*

Nature of Expenditure 1	Expenditure during 1973-74			Expenditure to end of 1973-74 5
	Non-Plan	Plan	Total	
	Rs.	Rs.	Rs.	
95—CAPITAL OUTLAY ON SCHEMES OF AGRICULTURAL IMPROVEMENT AND RESEARCH—				
Special paddy culti- vation Scheme.	35,000
Reclamation of Kau- salya Ganga Project	15,200
Establishment of Bone-meal Factory.	69,775
Reclamation of Waste Land through Government Agencies,	1,50,842
Tractor ploughing for private parties.	36,160
Hiring of ploughing sets and Agricultu- ral implements.	79,489
Development of In- land Fisheries.	3,80,585
Reclamation of swamps.	1,00,000
Major Irrigation Works in charge of Chief Engineers.	3,17,87,703	2,99,63,484	6,17,51,187	21,51,99,926 ✓
Lift Irrigation ..	1,61,822	3,03,335	4,65,157	5,53,38,506 ✓
Minor Irrigation Works in charge of civil officers.	2,32,93,218 ✓
Minor Irrigation Works in connec- tion with National Extension Service Blocks.	41,216 ✓
Scheme for Agricul- tural Improvement and Research.	..	9,95,799	9,95,799	1,95,52,041
Agricultural Enginee- ring Section.	25,816
Special Minor Irriga- tion Works in charge of civil officers.	252 ✓
Tube-well Irrigation	..	2,03,566	2,03,566	83,57,355 ✓
Total ..	3,19,49,525	3,14,66,184	6,34,15,709	32,27,75,381

STATEMENT No. 13—DETAILED STATEMENT OF CAPITAL
EXPENDITURE OUTSIDE THE REVENUE ACCOUNT
DURING AND TO END OF THE YEAR 1973-74—*contd.*

Nature of Expenditure	Expenditure during 1973-74			Expenditure to end of 1973-74
	Non-Plan	Plan	Total	
	1	2	3	
	Rs.	Rs.	Rs.	Rs.
96—CAPITAL OUTLAY ON INDUSTRIAL AND ECONOMIC DEVELOPMENT—				
I—Capital outlay on Departmental Comm- ercial Undertakings—				
Cold Storage Plant	9,20,007	11,36,246	20,56,253	84,54,156
Boudh Tannery ..	1,25,849	..	1,25,849	3,56,404
Establishment of Industrial Estates.	4,70,811
Titilagarh Tannery ..	1,75,593	..	1,75,593	2,37,251
Manufacture of Rani- ganj Tiles.	—1,57,149(a)
Demonstration Shoe Factory.	—53,390(a)
Total—I—C a p i t a l outlay on Depart- mental Commercial Undertakings.	12,21,449	11,36,246	23,57,695	93,08,083
II—Investments in Government Com- mercial and Indus- trial Undertakings—				
Statutory Corporations—				
Orissa State Financial Corporation, Cuttack		—2,000(b)	—2,000	64,14,500
Orissa State Ware- housing Corpora- tion, Bhubaneswar.	..	1,00,000	1,00,000	13,88,000
Total—S t a t u t o r y Corporations.	..	98,000	98,000	78,02,500

(a) The *minus* figure is due to credits being more than the debits in the personal ledger accounts.

(b) The *minus* figure is due to receipt on account of redemption of shares purchased by private parties.

STATEMENT No. 13—DETAILED STATEMENT OF CAPITAL
EXPENDITURE OUTSIDE THE REVENUE ACCOUNT
DURING AND TO END OF THE YEAR 1973-74—*contd.*

Nature of Expenditure 1	Expenditure during 1973-74			Expenditure to end of 1973-74 5 Rs.
	Non-Plan 2 Rs.	Plan 3 Rs.	Total 4 Rs.	
<i>Government Companies—</i>				
Orissa Mining Corporation.		48,28,000	48,28,000	9,23,96,350
Mayurbhanj Oil and Oil Products, Ltd.		60,000
Mayurbhanj Spinning and Weaving Mills, Ltd.		12,00,000
Orissa Construction Corporation.		92,14,000
Mayurbhanj Textiles	3,73,800
Koshal Industrial Development Syndicate, Ltd.	4,50,000
Share Capital Contribution to Pilot Project Companies.		58,34,312
Orissa Agro and Small Industries Corporation.		85,12,200
Industrial Development Corporation of Orissa.		24,00,000	24,00,000	19,40,67,100
Orissa Fisheries Development Corporation			..	35,00,000
Orissa Forest Corporation.			..	93,00,000
Purchase of shares in Orissa State Commercial Transport Corporation.		4,00,000	4,00,000	2,34,00,000
Investment in shares of Road Transport Companies.		2,78,750	2,78,750	31,00,122
Orissa Small Industries Corporation.		42,49,900	42,49,900	51,49,900
Purchase of shares in Industrial Promotion and Investment Corporation.		4,50,000	4,50,000	5,50,000
Banana and Fruit Development Corporation Madras.			..	1,00,000
Orissa Lift Irrigation Corporation, Ltd. Bhubaneswar.		48,53,000(a)	48,53,000	48,53,000
Orissa Tyres, Ltd.		58,00,000	58,00,000	58,00,000
Film Development Corporation.		1,00,000	1,00,000	1,00,000
Export House		50,000	50,000	50,000
Total—Government Companies.		2,34,09,650	2,34,09,650	36,80,10,784
Total—II—Investment in Government Commercial and Industrial Undertakings.		2,35,07,650	2,35,07,650	37,58,13,284

(a) Excludes Rs. 30,00,000 spent from out of advances from the Contingency Fund during 1973-74 but not recouped to the fund till the close of the year.

STATEMENT No. 13—DETAILED STATEMENT OF CAPITAL
EXPENDITURE OUTSIDE THE REVENUE ACCOUNT
DURING AND TO END OF THE YEAR 1973-74—*contd.*

Nature of Expenditure 1	Expenditure during 1973-74			Expenditure to end of 1973-74 5
	Non-Plan	Plan	Total	
	Rs.	Rs.	Rs.	
III—Investments in other Commercial and Industrial Undertakings—				
<i>Joint Stock Companies—</i>				
Orissa Textile Mills, Ltd., Choudwar, Cuttack.	12,75,004
Puri Electric Supply, Ltd., Puri.	53,000
Kalinga Industries Ltd. Jobra, Cuttack	3,00,000
Mayurbhanj Potteries Ltd., Kuldiaha.	1,00,000
Orissa Cement Ltd., Rajgangpur.	40,00,000
Gauhati Electric Supply Co. Ltd., Assam.	32,264
Orissa Cotton Mills Ltd., Bhagatpur.	55,400
Indian Chemical Pro- ducts Ltd.	7,50,000
Rajendra Paper Mills Ltd., Bolangir.	3,87,500
Tata Engineering and Locomotive Co. Ltd, Jamshedpur.	98,000
Weaving Factory, Bolangir.	25,000
National Vanadium Trust Ltd., Rairang- pur.	1,88,844
Mayurbhanj Glass Works Ltd., Bahal- da Road.	1,00,000
Hindustan Minerals and Quarries Ltd., Calcutta.	1,00,000
Pioneer Ltd., Lucknow	10,000
Kohinoor Aluminium Products, Rourkela.	10,000

STATEMENT No. 13—DETAILED STATEMENT OF CAPITAL
EXPENDITURE OUTSIDE THE REVENUE ACCOUNT
DURING AND TO END OF THE YEAR 1973-74—*contd*

Nature of Expenditure	Expenditure during 1973-74			Expenditure to end of 1973-74	
	Non-Plan	Plan	Total		
	1	2	3		4
	Rs.	Rs.	Rs.	Rs.	
Orissa Ceramic Industry Ltd., Jharsuguda	1,25,000	
Utkal Equipment and Chemicals Ltd., Cuttack.	3,00,000	
Orissa Paper Products Ltd., Bolangir.	40,000	
Orissa Oil Industries Ltd., Sambalpur.	10,00,000	
Indo-East Extraction Ltd., Bhubaneswar.	3,50,000	
Orissa Fertilisers and Chemicals Ltd., Cuttack.	6,50,000	
Konark Rubber Industries Ltd., Cuttack.	1,64,000	
East Coast Breweries and Distilling Ltd., Cuttack.	..	14,00,000	14,00,000	30,04,500	
Mamata Drinks and Industries Ltd., Rourkela.	2,50,000	
Cifoods, Ltd, Cuttack	..	3,50,000	3,50,000	4,00,000	
	-----	-----	-----	-----	
Total—Joint Stock Companies.	..	17,50,000	17,50,000	1,37,68,512	
	-----	-----	-----	-----	
<i>Other Schemes—</i>					
Working Capital to Cottage Industries, Board.	50,000	
Training in Printing Technology and Allied Trades.	1,69,672	
Railway Alignment and construction of rope way in Sukinda areas	83,872	
Total—Other Schemes	3,03,544	
	-----	-----	-----	-----	
Total—III—Investments in other Commercial and Industrial Undertakings.	..	17,50,000	17,50,000	1,40,72,056	
	-----	-----	-----	-----	

STATEMENT No. 13—DETAILED STATEMENT OF CAPITAL
EXPENDITURE OUTSIDE THE REVENUE ACCOUNT
DURING AND TO END OF THE YEAR 1973-74—*contd.*

Nature of Expenditure	Expenditure during 1973-74			Expenditure to end of 1973-74
	Non-Plan	Plan	Total	
	1	2	3	
	Rs.	Rs.	Rs.	Rs.
<i>IV—Investments in Co-operative Societies—</i>				
Consumers' Co-operative Societies.	..	3,28,000	3,28,000	32,00,500
Orissa State Co-operative Housing Corporation.	1,50,000
Orissa State Co-operative Land Development Bank.	91,09,938
Share Capital Contribution for reorganisation of Central Co-operative Banks.	2,03,98,800
Share Capital Contribution to Baripada Urban Co-operative Bank.	2,50,000
All India Handloom Fabric Marketing Co-operative Societies.	5,100
Orissa State Co-operative Bank.	17,00,000
Purchase of shares in State Apex Weavers' Co-operative Society.	9,97,900
Share Capital Contribution to State Co-operative Marketing Society.	..	5,00,000	5,00,000	84,26,000
Share Capital Contribution to grain gola Co-operative Society.	22,51,500
Share capital Contribution to Large Sized Co-operative Societies.	35,00,000
Share Capital Contribution to Jute bailing plants.	..	10,00,000	10,00,000	18,20,000
Share Capital Contribution to Co-operative Sugar Factories at Aska and Bargarh.	..	20,00,000	20,00,000	1,17,00,000
Purchase of Share in Co-operative Spinning Mills.	..	10,00,000	10,00,000	42,75,000

STATEMENT No. 13—DETAILED STATEMENT OF CAPITAL
EXPENDITURE OUTSIDE THE REVENUE ACCOUNT
DURING AND TO END OF THE YEAR 1973-74--contd.

Nature of Expenditure 1	Expenditure during 1973-74			Expenditure to end of 1973-74 5 Rs.
	Non-Plan	Plan	Total	
	2 Rs.	3 Rs.	4 Rs.	
Share Capital Contribution to Regional Marketing Co-operative Societies.	..	14,53,800 (a)	14,53,800	56,11,800
Share Capital Contribution to rice-huller and Oil milling units.	1,17,04,100
Share Capital Contribution to Central Fishery Apex Co-operative Society, Balugaon.	90,000
Share Capital Contribution to Fishery Co-operatives.	84,000
Share Capital Contribution to Cold Storage Plants.	57,11,620
Share Capital Contribution to Co-operative Farming Societies	2,20,000
Share Capital Contribution to Agricultural credit Co-operative Societies.	1,73,43,000
Share Capital Contribution to Labour Contract Co-operative Societies.	5,40,000
Share Capital Contribution to Sugar units at Borrigumma, Nayagarh and Attabira.	7,70,000
Silver Filigree Units	84,000
Orissa Co-operative Handicrafts Corporation.	..	99,900	99,900	2,89,900
Share Capital Contribution to Orissa Co-operative Insurance Society.	1,00,000
Share Capital Contribution to Modern Rice Mill at Bargarh Regional Marketing Co-operative Society.	47,000
Share Capital Contribution to Panchayat Samiti Industries.	..	6,16,000	6,16,000	25,95,000
Investment in debentures of Co-operative institutions.	..	39,84,946	39,84,946	2,30,51,790

(a) Includes Rs. 2,00,000 spent from out of the advances from the Contingency Fund during 1972-73 and recouped to the fund during 1973-74.

STATEMENT No. 13—DETAILED STATEMENT OF CAPITAL
EXPENDITURE OUTSIDE THE REVENUE ACCOUNT
DURING AND TO END OF THE YEAR 1973-74—*contd.*

Nature of Expenditure	Expenditure during 1973-74			Expenditure to end of 1973-74
	Non-Plan	Plan	Total	
	1	2	3	
	Rs.	Rs.	Rs.	Rs.
Share Capital Contribution to Sakhigopal Coconut Growers' Marketing Society.	..	11,500	11,500	96,000
Share Capital Contribution to Chatrapur Cashewnut Processing and Marketing Society	..	60,000	60,000	3,40,000
Share Capital Contribution to Turmeric Powder Plant.	15,000
Share Capital Contribution to Primary Land Development Banks.	12,72,000
Share Capital Contribution to Orissa Powerloom Servicing Co-operative Society.	..	2,00,000	2,00,000	5,50,000
Share Capital Contribution to Powerloom Weavers' Co-operative Societies.	12,00,000
Share Capital Contribution to three Engineering Co-operative Societies.	..	2,00,000	2,00,000	2,40,000
Share Capital Contribution to Tassar Rearing Co-operative Societies.	..	50,000	50,000	2,41,800
Share Capital Contribution to Co-operative Rice Mills.	75,79,500
Share Capital Contribution to Tribal Development Co-operative Society.	1,56,000	65,000	2,21,000	9,07,000
Wholesale Consumers' Co-operative Federation.	3,20,000	..	3,20,000	3,20,000
Share Capital Contribution to Co-operative Credit Institutions.	..	39,38,000	39,38,000	39,38,000
Share Capital Contribution to Puri Cashewnut Processing and Marketing Society.	..	15,000	15,000	15,000

STATEMENT No. 13—DETAILED STATEMENT OF CAPITAL EXPENDITURE OUTSIDE THE REVENUE ACCOUNT DURING AND TO END OF THE YEAR 1973-74—*contd.*

Nature of Expenditure 1	Expenditure during 1973-74			Expenditure to end of 1973-74 5
	Non-Plan	Plan	Total	
	2 Rs.	3 Rs.	4 Rs.	
Share Capital Contribution to Apex Co-operative Marketing Society.	..	15,00,000 (a)	15,00,000	15,00,000
Share Capital Contribution to Copra and Oil expeller unit at Sakhigopal.	..	1,08,000	1,08,000	1,08,000
Total—IV—Investments in Co-operative Societies	4,76,000	1,71,30,146	1,76,06,146	15,43,49,248
Total ..	16,97,449	4,35,24,042	4,52,21,491	55,35,42,671
<i>Deduct</i> —Capital Expenditure transferred to 40—Capital Outlay on Industrial and Economic Development within the Revenue Account.	-1,13,18,664
<i>Deduct</i> —Amount financed from ordinary Reserves.	-22,84,198
Net amount outside the Revenue Account.	16,97,449	4,35,24,042	4,52,21,491	53,99,39,809
98—CAPITAL OUTLAY ON MULTIPURPOSE RIVER SCHEMES—				
Hirakud Dam Project—Stage—1.	..	12,31,900	12,31,900	68,62,69,362
Hirakud Subsidiary Power House Project.	..	55,415	55,415	87,16,735
Balimela Dam Project	..	8,25,83,748	8,25,83,748	60,48,94,158
Bhimkund Irrigation Project.	7,25,532	..	7,25,532	11,80,596 (b) (c)
Rengali Irrigation Project.	2,16,68,366	..	2,16,68,366	2,70,29,346 (c)
Potteru Irrigation Project.	40,53,375	..	40,53,375	69,04,495 (b)
Total ..	2,64,47,273	8,38,71,063	11,03,18,336	1,33,49,94,692

(a) Excludes Rs. 7,65,000 spent from out of the advances from the Contingency Fund but not recouped to the fund till the close of the year.

(b) Expenditure of Rs. 28,51,120 incurred on Potteru Irrigation Project during 1972-73 included under Balimela Dam Project transferred *proforma* in 1973-74.

(c) Expenditure of Rs. 506 incurred on Bhimkund Irrigation Project during 1972-73 included under Rengali Irrigation Project transferred *proforma* in 1973-74.

STATEMENT No. 13—DETAILED STATEMENT OF CAPITAL EXPENDITURE OUTSIDE THE REVENUE ACCOUNT DURING AND TO END OF THE YEAR 1973-74—*contd.*

Nature of Expenditure	Expenditure during 1973-74			Expenditure to end of 1973-74
	Non-Plan	Plan	Total	
	1	2	3	
	Rs.	Rs.	Rs.	Rs.
99—CAPITAL OUTLAY ON IRRIGATION, NAVIGATION, EMBANKMENT AND DRAINAGE WORKS (COMMERCIAL)—				
<i>A—Irrigation Works—</i>				
Productive—				
<i>Major Irrigation Works—</i>				
Delta Irrigation Scheme.	..	2,43,49,357	2,43,49,357	41,93,73,468
Total—Productive	..	2,43,49,357	2,43,49,357	41,93,73,468
Unproductive—				
Minor Irrigation Works.	11,56,646
Orissa Canal Project	2,76,17,976
Rusikulya System..	53,03,530
<i>Major Irrigation project—</i>				
Salandi Irrigation Project.	..	32,98,924	32,98,924	14,41,35,796
Anandapur Barrage Project.	..	1,79,471	1,79,471	36,44,883
<i>Medium Irrigation project—</i>				
Budha Budhiani Irrigation Project.	..	2,50,559	2,50,559	1,56,11,783
Salia Irrigation Project.	23,18,567	6,30,794	29,49,361	3,74,55,259
Dhanai Irrigation Project.	..	7,53,250 (a)	7,53,250	1,63,66,305
Salki Irrigation Project.	13,79,562	2,52,851	16,32,413	1,86,10,012
Darjang Irrigation Project.	..	5,49,273	5,49,273	4,03,83,733
Godahada Irrigation Project.	58,16,021	13,97,757	72,13,778	3,43,84,431
Bahuda Irrigation Project.	3,51,771	6,46,464	9,98,235	1,26,86,147
Hiradharbati Irrigation Project	..	1,95,249	1,95,249	41,34,113
Jorohara Bhanga Irrigation Project	4,72,099

(a) Includes Rs. 1,98,482 spent from out of advances from the Contingency Fund during 1972-73 and recouped to the fund during 1973-74.

**STATEMENT NO. 13—DETAILED STATEMENT OF CAPITAL
EXPENDITURE OUTSIDE THE REVENUE ACCOUNT DURING
AND TO END OF THE YEAR 1973-74—contd.**

Nature of Expenditure	Expenditure during 1973-74			Expenditure to end of 1973-74
	Non-Plan	Plan	Total	
	Rs.	Rs.	Rs.	
1	2	3	4	5
Pitamahal Irrigation Project	32,94,647	14,06,696	47,01,343	1,58,66,701
Uttei Irrigation Project	39,39,907	8,72,531	48,12,438	83,67,226
Baghua Irrigation Project	17,21,847	7,93,099	25,14,946	51,78,717
Dahuka Irrigation Project	16,70,957	2,28,275	18,99,232	23,37,818
Khadakei Irrigation Project	..	26,62,715	26,62,715	38,20,351
Dadarghati Irrigation Project	..	2,13,187	2,13,187	4,75,094
Kala Irrigation Project	..	24,49,679	24,49,679	43,76,717
Ongo Irrigation Project	..	16,83,041	16,83,041	20,58,280
Ramiala Irrigation Project	..	71,413	71,413	2,15,407
Sunder Irrigation Project	..	20,08,653	20,08,653	20,80,220
Saipal Irrigation Project	..	14,75,623	14,75,623	15,63,085
Total—Unproductive	2,04,93,279	2,20,19,504	4,25,12,783	40,83,02,329
Total—Irrigation Works	2,04,93,279	4,63,68,861	6,68,62,140	82,76,75,797
Deduct—Capital expenditure transferred to "48—Capital outlay on Irrigation, Navigation, Embankment and Drainage Works" within the Revenue Account (including the amount financed from Famine Insurance grant and Famine Relief Fund)	—24,06,794
Net-amount outside the Revenue Account.	2,04,93,279	4,63,68,861	6,68,62,140	82,52,69,003

STATEMENT No. 13 -DETAILED STATEMENT OF CAPITAL EXPENDITURE OUTSIDE THE REVENUE ACCOUNT DURING AND TO END OF THE YEAR 1973-74—contd.

Nature of Expenditure	Expenditure during 1973-74			Expenditure to end of 1973-74
	Non-Plan	Plan	Total	
	1	2	3	
	Rs.	Rs.	Rs.	Rs.
100—CAPITAL OUTLAY ON IRRIGATION, NAVIGATION, EMBANKMENT AND DRAINAGE WORKS (NON-COMMERCIAL)—				
A—Irrigation Works ..	5,40,511	..	5,40,511	1,86,36,182
B—Navigation, Embankment and Drainage Works.	57,517	67,97,105	68,54,622	8,62,81,739
Total ..	5,98,028	67,97,105	73,95,133	10,49,17,921
<i>Deduct—Capital Expenditure transferred to "48-Capital Outlay on Irrigation, Navigation, Embankment and Drainage Works" within the Revenue Account.</i>	-2,08,256
Net-amount outside the Revenue Account.	5,98,028	67,97,105	73,95,133	10,47,09,665
101—CAPITAL OUTLAY ON ELECTRICITY SCHEMES—				
I—Hydro Electric Schemes—				
Machkund Hydro Electric (joint) Scheme.	4,62,64,235
Investigation of multi-purpose project (Bhimkund and Tikerpara projects).	90,808
II—Thermo Electric Schemes—				
Talcher Thermal Scheme.	..	-1,19,772 (a)	-1,19,772(a)	-40,58,76 ⁰ (a)
Talcher Utilisation Scheme.	-2,97,424(a)
Total	-1,19,772	-1,19,772	4,19,98,859

(a) The minus expenditure is due to credits to works being more than expenditure

STATEMENT No. 13—DETAILED STATEMENT OF CAPITAL
EXPENDITURE OUTSIDE THE REVENUE ACCOUNT
DURING AND TO END OF THE YEAR 1973-74—*contd.*

Nature of Expenditure	Expenditure during 1973-74			Expenditure to end of 1973-74
	Non-Plan	Plan	Total	
	1	2	3	
	Rs.	Rs.	Rs.	Rs.
<i>Deduct</i> — Capital expenditure transferred to "49 — Capital Outlay on Electricity Schemes" within the Revenue Account.	— 22,87,713
Net amount outside the Revenue Account.	..	— 1,19,772	— 1,19,772	3,97,11,146

103—CAPITAL O U T-
L A Y O N P U B L I C
W O R K S—

Original Works—

Building—

Taxes on Income	6,03,433	..	6,03,433	1,12,22,701
Land Revenue	1,35,790
Excise	1,58,424
Registration ..	24,603	..	24,603	6,91,053
General Administration.	10,86,205	337	10,86,542	1,52,21,568
Administration of justice.	3,01,009	..	3,01,009	48,40,744
Jails ..	1,03,599	..	1,03,599	23,61,539
Police ..	20,15,006	10,438	20,25,444	4,52,03,508
Education ..	30,05,393	45,62,167	75,67,560	4,91,21,041
Medical ..	14,763	20,17,150	20,31,913	1,88,35,617
Public Health	8,10,988
Agriculture	23,35,797
Animal Husbandry	500	28,928	29,428	40,06,893
Co-operation	20,972
Industries ..	95,159	1,02,375	1,97,534	2,57,05,740
Miscellaneous Departments.	7,92,676	24,33,012	32,25,688	2,83,26,141

STATEMENT No. 13—DETAILED STATEMENT OF CAPITAL
EXPENDITURE OUTSIDE THE REVENUE ACCOUNT
DURING AND TO END OF THE YEAR 1973-74 - *contd.*

Nature of Expenditure	Expenditure during 1973-74			Expenditure to end of 1973-74
	Non-Plan	Plan	Total	
	1	2	3	
	Rs.	Rs.	Rs.	Rs.
Public Works ..	27,90,786	25,353	28,16,139	1,87,28,935
Stationary and Printing.	2,08,417	24,67,679	26,76,096	1,13,97,817
Forest	1,196	1,196	92,563
Original Works—Communication.	10,062	2,74,81,852	2,74,91,914	47,24,89,254
Miscellaneous	12,59,581
Establishment ..	80,121	55,07,561	55,87,682	3,44,74,165
Tools and Plant ..	4,96,254	33,12,508	38,08,762	3,12,04,830
Grants-in-aid	8,82,362	8,82,362	82,83,110
Suspense	—3,57,285(a)	—3,57,285	10,74,543
<i>Deduct</i> —Receipts and Recoveries on Capital Account.	..	—35,89,226	—35,89,226	—1,12,43,780
Capital Construction Project.	..	1,14,22,515	1,14,22,515	14,45,89,367
Rental Housing Schemes	304	18,23,318	18,23,622	6,76,09,429
Total ..	1,16,28,290	5,81,32,240	6,97,60,530	98,89,58,330
<i>Deduct</i> —Capital Expenditure transferred to “52—Capital Outlay on Public Works” within the Revenue Account.	—4,05,51,041
<i>Deduct</i> — Expenditure written back to “50—Public Works” within the Revenue Account.	—5,92,000	..	—5,92,000	—45,36,100
Net amount outside the Revenue Account.	1,10,36,290	5,81,32,240	6,91,68,530	94,38,71,189

(a) The *minus* expenditure is due to credits being more than the debits.

STATEMENT No. 13—DETAILED STATEMENT OF CAPITAL
EXPENDITURE OUTSIDE THE REVENUE ACCOUNT
DURING AND TO END OF THE YEAR 1973-74—*contd.*

Nature of Expenditure	Expenditure during 1973-74			Expenditure to end of 1973-74

	Non-Plan	Plan	Total	
1	2	3	4	5
	Rs.	Rs.	Rs.	Rs.
109—CAPITAL OUTLAY ON OTHER WORKS—				
Original Works—				
Land Revenue	1,02,47,061
General Administration	3,39,987
Police ..	5,00,100	..	5,00,100	67,97,277
Scientific Departments	21,44,722
Education	14,96,681
Public Health	62,423
Agriculture	20,71,729
Rural Development	50,46,075
Animal Husbandry	23,682	23,682	53,23,548
Industries	16,10,750	16,10,750	2,26,19,624
Labour and Employment	887	887	35,92,753
Community Development Projects, National Extension Service and Local Development Works.	..	1,47,382	1,47,382	7,76,276
Miscellaneous Social and Developmental Organisations (Tribal and Rural Welfare).	2,18,920
Ports and Pilotage (Ports)	31,83,172
Grants-in-aid	42,06,874
Deduct—Receipts and Recoveries on Capital Account.	-23,000	-98,712	-1,21,712	-42,86,242
Total ..	4,77,100	16,83,989	21,61,089	6,38,40,880
Deduct—Capital Expenditure written back to "32—Rural Development" within the Revenue Account.	-5,00,000	..	-5,00,000	-40,00,000
Net amount outside the Revenue Account.	-22,900	16,83,989	16,61,089	5,98,40,880

STATEMENT No. 13—DETAILED STATEMENT OF CAPITAL EXPENDITURE OUTSIDE THE REVENUE ACCOUNT DURING AND TO END OF THE YEAR 1973-74—*contd.*

Nature of Expenditure	Expenditure during 1973-74			Expenditure to end of 1973-74

	Non-Plan	Plan	Total	
1	2	3	4	5
	Rs.	Rs.	Rs.	Rs.
110—CAPITAL OUTLAY ON PORTS—				
Paradeep Port—				
Works	52,63,600
Suspense	4
Other Ports—				
Works	15,82,82,006
Establishment	..	1,35,361	1,35,361	55,50,383
Tools and Plant and Equipments.	37,78,043
Survey, Dredging and Miscellaneous	58,32,479
<i>Deduct—Receipts and Recoveries on Capital Account.</i>	—1,02,38,652
Total	..	1,35,361	1,35,361	16,84,67,863
114—CAPITAL OUTLAY ON ROAD AND WATER TRANSPORT SCHEMES—				
<i>(a) Road Transport—</i>				
Motor Transport Services.	..	25,62,677	25,62,677	3,36,99,341
<i>(b) Water Transport—</i>				
Water Transport Services.	78,577
Total	..	25,62,677	25,62,677	3,37,77,918
<i>Deduct—Capital expenditure transferred to "60—Capital Outlay on Road and Water transport Schemes within the Revenue Account.</i>	—2,99,482
Net amount outside the Revenue Account.	..	25,62,677	25,62,677	3,34,78,436

STATEMENT No. 13—DETAILED STATEMENT OF CAPITAL
EXPENDITURE OUTSIDE THE REVENUE ACCOUNT
DURING AND TO END OF THE YEAR 1973-74—*contd.*

Nature of Expenditure	Expenditure during 1973-74			Expenditure to end of 1973-74
	Non-Plan	Plan	Total	
	1 2 Rs.	3 Rs.	4 Rs.	
119—CAPITAL OUTLAY ON FORESTS—				
Organisation, Improvement and Extension of Forests.	..	5,74,701	5,74,701	1,97,75,101
Communication and Buildings.	..	20,38,516	20,38,516	1,17,17,953
Total	..	26,13,217	26,13,217	3,14,93,054
120—PAYMENTS OF COMMUTED VALUE OF PENSIONS—				
Commuted value of pensions.				
(a) Payments in India	6,23,980	..	6,23,980	49,41,678
Deduct—Capital expenditure transferred to "72—Commutation of Pensions" within the Revenue Account.	-6,23,980	..	-6,23,980	-49,41,678
Net amount outside the Revenue Account.
124—CAPITAL OUTLAY ON SCHEMES OF GOVERNMENT TRADING—				
<i>Grain Supply Schemes—</i>				
Gross Expenditure	16,82,59,667
Deduct—Receipts and Recoveries on Capital Account.	-19,13,09,776
Net Expenditure	-2,30,50,109

**STATEMENT No. 13—DETAILED STATEMENT OF CAPITAL
EXPENDITURE OUTSIDE THE REVENUE ACCOUNT
DURING AND TO END OF THE YEAR 1973-74—contd.**

Nature of Expenditure	Expenditure during 1973-74			Expenditure to the end of 1973-74		
	Non-Plan	Plan	Total			
	1	2	3		4	5
	Rs.	Rs.	Rs.		Rs.	
<i>Grain Purchase Scheme—</i>						
Gross Expenditure	1,74,41,586	..	1,74,41,586	23,80,32,280		
<i>Deduct—Receipts and Recoveries on Capital Account.</i>	—2,46,513	..	—2,46,513	—26,68,10,108		
Net Expenditure ..	1,71,95,073	..	1,71,95,073	—2,87,77,828		
<i>Trading in iron-ore—</i>						
Gross Expenditure	17,41,899		
<i>Deduct—Receipts and Recoveries on Capital Account.</i>	—6,307		
Net Expenditure	17,35,592		
<i>Standard Cloth Scheme—</i>						
Gross Expenditure	2,21,77,778		
<i>Deduct—Receipts and Recoveries on Capital Account.</i>	—2,31,72,730		
Net Expenditure	—9,94,952		
<i>Community Development Projects—</i>						
Gross Expenditure	10,89,934		
<i>Deduct—Receipts and Recoveries on Capital Account.</i>	—10,90,536		
Net Expenditure	—602		

STATEMENT No. 13—DETAILED STATEMENT OF CAPITAL
EXPENDITURE OUTSIDE THE REVENUE ACCOUNT
DURING AND TO END OF THE YEAR 1973-74—*contd.*

Nature of Expenditure	Expenditure during 1973-74			Expenditure to end of 1973-74
	Non-Plan	Plan	Total	
	1	2	3	
	Rs.	Rs.	Rs.	Rs.
<i>Other Miscellaneous Schemes—</i>				
Gross Expenditure	—71,27,021 (a)	10,37,242	—60,89,779	5,70,74,069
<i>Deduct—Receipts and Recoveries on Capital Account.</i>	—70,48,100	..	—70,48,100	—5,11,54,705
Net Expenditure ..	—1,41,75,121	10,37,242	—1,31,37,879	59,19,364
<i>Add—Establishment and other charges transferred from the Revenue head to "77—Extra-Ordinary charges—Rationing and Grain Supply Schemes".</i>	2,72,07,379
<i>Materials and Equipments under Colombo Plan—</i>				
<i>Paper for Printing of Text Books—</i>				
Gross Expenditure	9,26,365
<i>Deduct—Receipts and Recoveries on Capital Account.</i>	—9,26,365
Net expenditure
<i>Medical Books—</i>				
Gross Expenditure	21,566
<i>Deduct—Receipts and Recoveries on Capital Account.</i>	—11,876
Net Expenditure	9,690

(a) The *minus* expenditure is due to credits being more than the expenditure.

STATEMENT No. 13 - DETAILED STATEMENT OF CAPITAL
EXPENDITURE OUTSIDE THE REVENUE ACCOUNT
DURING AND TO END OF THE YEAR 1973-74—*contd.*

Nature of Expenditure	Expenditure during 1973-74			Expenditure to end of 1973-74
	Non-Plan	Plan	Total	
	1	2	3	
	Rs.	Rs.	Rs.	Rs.
<i>Cobalt Beam Therapy—</i>				
Gross Expenditure	3,09,008
<i>Deduct—Receipts and Recoveries on Capital Account.</i>		—3,09,008
Net Expenditure
<i>Materials and Equipments received under Technical Co-operation Assistance Programme—</i>				
<i>(i) Village Workers Training Programme—</i>				
Gross Expenditure	19,065
<i>Deduct—Receipts and Recoveries on Capital Account.</i>	—19,059
Net Expenditure	6
<i>(ii) Community Development Programme—</i>				
Gross Expenditure	40,02,465
<i>Deduct—Receipt and Recoveries on Capital Account.</i>	—36,51,401
Net Expenditure	3,51,064
<i>(iii) Assistance to Agricultural Research Education and Extension Organisation—</i>				
Gross Expenditure	36,129
<i>Deduct—Receipts and Recoveries on Capital Account.</i>	—36,129
Net Expenditure

STATEMENT No. 13—DETAILED STATEMENT OF CAPITAL
EXPENDITURE OUTSIDE THE REVENUE ACCOUNT DURING
AND TO END OF THE YEAR 1973-74—*contd.*

Nature of Expenditure	Expenditure during 1973-74			Expenditure to end of 1973-74	
	Non-Plan	Plan	Total		
	1	2	3		4
	Rs.	Rs.	Rs.	Rs.	
IV—National Malaria Eradication Programme—					
Gross Expenditure	52,18,216	..	52,18,216	4,59,78,596	
<i>Deduct</i> —Receipts and Recoveries on Capital Account.	—52,18,216	..	—52,18,216	—4,53,18,235	
Net Expenditure	6,60,361	
V—Filaria Control—					
Gross Expenditure ..	10,000	..	10,000	22,74,321	
<i>Deduct</i> —Receipts and Recoveries on Capital Account.	—10,000	..	—10,000	—21,87,045	
Net Expenditure	87,276	
VI—Materials for Small-Pox Eradication Programme—					
Gross Expenditure	1,53,805	
<i>Deduct</i> —Receipts and Recoveries on Capital Account.	—1,53,805	
Net Expenditure	
VII—T. B. Control—					
Gross Expenditure ..	5,58,022	..	5,58,022	16,17,969	
<i>Deduct</i> —Receipts and Recoveries on Capital Account.	—5,58,022	..	—5,58,022	—17,08,080	
Net Expenditure	—90,111	

STATEMENT No. 13—DETAILED STATEMENT OF CAPITAL EXPENDITURE OUTSIDE THE REVENUE ACCOUNT DURING AND TO END OF THE YEAR 1973-74—*concl'd*

Nature of Expenditure	Expenditure during 1973-74			Expenditure to end of 1973-74
	Non-Plan	Plan	Total	
	1	2	3	
	Rs.	Rs.	Rs.	Rs.
VIII—Family Planning—				
Gross Expenditure ..	14,01,260	..	14,01,260	33,72,198
<i>Deduct</i> —Receipts and Recoveries on Capital Account.	—14,01,260	..	—14,01,260	—20,70,323
Net Expenditure	13,01,875
IX—Assistance to Medical Colleges and Allied Institutions—				
Gross Expenditure	2,21,155
<i>Deduct</i> —Receipts and Recoveries on Capital Account.	—2,21,155
Net Expenditure
X—V. D. Control—				
Gross Expenditure	17,940
<i>Deduct</i> —Receipts and Recoveries on Capital Account.
Net Expenditure	17,940
Total - Gross Expenditure.	1,75,02,063	10,37,242	1,85,39,305	57,45,33,588
<i>Deduct</i> —Receipts and Recoveries on Capital Account.	—1,44,82,111	..	—1,44,82,111	—59,01,56,643
Net Expenditure ..	30,19,952	10,37,242	40,57,194	—1,56,23,055
125—APPROPRIATION TO THE CONTINGENCY FUND—				
Appropriation to the Contingency Fund.	45,00,00,000
<i>Deduct</i> —Receipts and Recoveries on Capital Account.	—43,00,00,000
Total	2,00,00,000
Grand Total ..	9,22,79,896	28,99,18,127	38,21,98,023	446,41,18,139

**STATEMENT No. 14—STATEMENT SHOWING THE DETAILS
CORPORATIONS, GOVERNMENT COMPANIES, OTHER
SOCIETIES, ETC., UPTO**

Sl. no.	Name of the concern	Year(s) of investment	Details of investment		
			Type	Number of shares/debentures and percentage of Government investment to the total paid-up capital/debentures	Face value of each share/debenture
1	2	3	4	5	6
					Rs.
<i>Statutory Corporations—</i>					
1	Orissa State Financial Corporation, Cuttack.	1956-57 to 1962-63	Ordinary shares.	64,165 64%	100
2	Orissa State Warehousing Corporation, Bhubaneswar.	1958-59 } 1971-72 } 1972-73 }	Equity shares	12,880	100
		1973-74			
3	Orissa State Electricity Board, Bhubaneswar.	1963-64 to 1968-69	4½% to 6% bonds of 10 to 12 years debentures	2,66,020	100
4	Bihar State Electricity Board.	1963-64	4½% bonds 1975	1,005	100
5	Uttar Pradesh State Electricity Board.	1967-68	6% bonds 1979	20,000	100
		1968-69	6% bonds 1980	1,000	100
6	Gujarat State Electricity Board.	1967-68	6% bonds 1979	35,000	100

Total—Statutory Corporations—

Share Capital

Debentures/Bonds

OF INVESTMENT OF GOVERNMENT IN STATUTORY
JOINT STOCK COMPANIES, CO-OPERATIVE BANKS AND
THE END OF 1973-74

Amount invested up to the end of 1973-74	Amount of dividend declared/ interest received and credited to the Government during the year	Remarks
7	8	9
Rs.	Rs.	
64,14,500(b)	2,39,572(a)	(a) Relates to 1972-73. (b) Shares worth Rs. 2,000'00 transferred to private parties during 1973-74.
12,88,000	..	
1,00,000	..	
2,64,01,580(a)	5,17,500	(a) The bonds were purchased at a discount. The amount was invested from earmarked funds. 30,400 bonds invested in 1962-63 have been redeemed during 1972-73.
99,998(b)	4,774	(b) The bonds were purchased at a discount. The amount was invested from earmarked funds.
19,60,000(a)	1,26,000	(a) The bonds were purchased at a discount. These amounts were invested from earmarked funds.
98,000(a)	..	
34,30,000(a)	2,10,000	
78,02,500	2,39,572	
3,19,89,578	8,58,274	

STATEMENT NO. 14- STATEMENT SHOWING THE DETAILS OF INVESTIONS, GOVERNMENT COMPANIES, OTHER JOINT SOCIETIES, ETC., UPTO THE

Sl. no.	Name of the concern	Year(s) of investment	Details of investment		
			Type	Number of shares/debentures and percentage of Government investment to the total paid-up capital/debentures	Face value of each share/debenture
1	2	3	4	5	6
<i>Government companies—</i>					Rs.
7	Orissa Mining Corporation, Bhubaneswar.	1956-57 to 1972-73 } 1973-74	Equity shares	8,75,340 100%	100 ..
8	Industrial Development Corporation of Orissa, Bhubaneswar.	1961-62 to 1972-73 } 1973-74	Equity shares	19,16,671 24,000 100%	100 100
9	Orissa Construction Corporation, Bhubaneswar	1962-63 to 1967-68 } 1971-72 } 1972-73 }	Equity shares	9,214 100%	1000
10	Orissa Fisheries Development corporation, Cuttack,	1962-63 to 1963-64 }	Equity shares	35,000 100%	100
11	Orissa Forest Corporation Ltd., Cuttack,	1962-63 to 1966-67 } and } 1970-71 } 1971-72 }	Equity shares	93,000 100%	100
12	Orissa State Commercial Transport Corporation, Cuttack.	1963-64 to 1967-68 } and } 1969-70 } to } 1972-73 } 1973-74 }	Equity shares	23,000 100%	1000
13	Madhusudan Chemical Industries, Ltd, Cuttack.	1958-59	Equity shares	59,900 99%	.. 1

INVESTMENT OF GOVERNMENT IN STATUTORY CORPORATE STOCK COMPANIES, CO-OPERATIVE BANKS AND
END OF 1973-74—*contd.*

Amount invested up to the end of 1973-74	Amount of dividend declared/ interest received and credited to the Government during the year	Remarks
7	8	9
Rs.	Rs.	
8,75,34,000	..	The company is fully owned by Government. The net loss sustained up to 1970-71 was Rs. 78.61 lakhs which was however, partially reduced by Rs. 16.79 lakhs, being the profit earned during 1971-72. Accounts from 1972-73 have not been received.
48,28,000	..	The company is fully owned by Government. The net loss incurred by the company upto 1972-73 was Rs. 714.53 lakhs. Accounts for 1973-74 have not been received.
19,16,67,100	..	The company is fully owned by Government. The net loss up to 1972-73 was Rs. 11.67 lakhs. Accounts for 1973-74 have not been received.
24,00,000	..	The company is fully owned by Government. The net loss up to 1966-67 was Rs. 3.63 lakhs. Accounts for subsequent years have not been received.
92,14,000	..	The company is fully owned by Government. The net loss incurred by the company up to 1970-71 was Rs. 87.54 lakhs. Accounts from the year 1971-72 have not been received.
2,30,00,000	..	The company is fully owned by Government. Accounts from 1969-70 have not been received. The company sustained accumulated net loss of Rs. 67.20 lakhs up to 1973-74. The provisional financial results from 1969-70 have been taken into account to calculate the loss.
4,00,000	..	The company is proposed to be liquidated consequent on the alleged misappropriation of company's funds by the Managing Director against whom criminal case is in progress.
59,900	..	

STATEMENT No. 14—STATEMENT SHOWING THE DETAILS OF
GOVERNMENT COMPANIES, OTHER JOINT STOCK COMPANIES,
END OF

Sl. n o.	Name of the concern	Year(s) of investment	Details of investment		
			Type	Number of shares/debentures and percentage of Government investment to the total paid-up capital/debentures	Face value of each share/debenture
1	2	3	4	5	6 Rs.
14	Orissa Wood Products, Ltd Cuttack.	1958-59 to 1961-62 1970-71 1971-72	} Equity shares	3,81,500 96%	1
15	Modern Electronics, Ltd. Cuttack.	1960-61 and 1971-72	} Equity shares	2,48,000 96%	..
16	Orissa Electrical Manufac- turing Ltd., Cuttack.	1958-59 to 1966-67 and 1971-72 1972-73	} Equity shares	4,34,121 96%	1
17	Premier Bolts and Nuts Factory, Ltd., Cuttack.	1959-60 and 1971-72	} Equity shares	1,25,700 86.8%	1
18	Modern Malleable Casting Co., Ltd., Berhampur.	1960-61	Equity shares	3,70,000 89%	1
19	Utkal Metal Products, Ltd., Berhampur.	1960-61	Equity shares	1,00,000 93%	1
20	Orissa Trunk and Enamel Works, Ltd., Cuttack.	1958-59 to 1961-62	} Equity shares	1,33,500 92%	1
21	Orissa Board Mills, Ltd., Cuttack.	1960-61 and 1965-66 1971-72	} Equity shares	3,67,000 90%	1
22	Orissa Fruits Products, Ltd Parlakhemundi.
23	Chilika Cashew Manufac- turing Co. Balugaon.	1958-59 and 1971-72	} Equity shares	47,100	1
24	Orissa Timber Products, Ltd., Rourkela.	1960-61 to 1963-64	} Equity shares	1,29,600 90%	1

INVESTMENT OF GOVERNMENT IN STATUTORY CORPORATIONS
CO-OPERATIVE BANKS AND SOCIETIES, ETC., UPTO THE
1973-74—*contd.*

Amount invested up to the end of 1973-74	Amount of dividend declared/ interest received and credited to the Government during the year	Remarks
7	8	9
Rs.	Rs.	
3,81,500	..	Accounts from 1970-71 have not been received.
2,48,000	..	The Company stopped production from August 1967 for want of working capital. Accounts from 1966-67 have not been received.
4,34,121	..	The Company stopped production from August 1968. Government propose to liquidate the Company. Accounts from 1967-68 have not been received.
1,25,700	..	The Company stopped production from October 1966 for want of working capital. Accounts from 1965-66 have not been received.
3,70,000	..	The Company has stopped production for want of working capital. The net loss up to 1969-70 was Rs. 2.24 lakhs. Accounts from 1970-71 have not been received.
1,00,000	..	Shares were transferred to private individuals in 1971-72. Details of amount realised are awaited (November 1974).
1,33,500	..	The Company is under liquidation since 1968-69. Accounts from 1964-65 have not been received.
3,67,000	..	The company was leased out to a private party. Due to mismanagement of lessee the Company faced financial difficulties and was closed. Accounts from 1966-67 have not been received.
16,191	..	The company has been liquidated. Government orders for writing off the loss of Rs. 16,191 are awaited (November 1974).
47,100	..	The company has been closed from 1962-63. The company is under liquidation since 1971-72.
1,29,600	..	Accounts from 1968-69 have not been received.

**STATEMENT No. 14—STATEMENT SHOWING THE DETAILS OF
GOVERNMENT COMPANIES, OTHER JOINT STOCK COMPANIES,
END OF**

Sl. no.	Name of the concern	Year(s) of investment	Details of investment		
			Type	Number of shares/debentures and percentage of Government investment to the total paid-up capital/debentures	Face value of each share/debenture
1	2	3	4	5	6 Rs.
25	Cocacol (India) Ltd. Puri	1958-59	Equity shares 89%	82,000	1
26	Gajapati Steel Industries, Parlakhemundi.	1959-60 to 1970-71	} Equity shares	3,77,500 93%	1
27	Hansanath Ceramic Industries, Ltd., Cuttack.	1958-59 to 1962-63 and 1971-72			
28	Utkal Foundry and Engineering Co., Ltd., Sambalpur.	1958-59	Equity shares	2,09,000	1
29	Orissa Agrico Ltd., Cuttack	1960-61 and 1961-62	} Equity shares	99,500 75%	1
30	Orissa Instrument Co., Ltd., Cuttack.	1960-61 and 1971-72			
31	Mayurbhanj Spinning and Weaving Mills Ltd., Rairangpur.	1950-51	Preference shares.	3,000	100
			Ordinary shares.	1,20,000 86%	10
32	Monorama Foundry Works Ltd., Rairangpur.	1958-59	Equity shares	1,56,000 86%	1
33	Orissa Agro and Small Industries Corporation Ltd., Cuttack.	1961-62 to 1972-73	} Equity shares	85,122 72%	100
34	Eastern Aquatic Products, Ltd., Cuttack.	1958-59 and 1971-72			
35	Kalinga Foundry, Ltd., Dhanmandal.	1958-59	Equity shares	84,554 84%	1

INVESTMENT OF GOVERNMENT IN STATUTORY CORPORATIONS,
CO-OPERATIVE BANKS AND SOCIETIES, ETC., UP TO THE
1973-74—*contd.*

Amount invested up to the end of 1973-74	Amount of dividend declared/ interest received and credited to the Government during the year	Remarks
7	8	9
Rs.	Rs.	
82,000	..	The company is under liquidation since May 1964.
3,77,500	..	The company sustained loss of Rs. 0'23 lakh during 1967-68. Accounts from 1968-69 have not been received.
42,000	..	The company has been sold to private entrepreneurs. Details of amount realised by Government are awaited (November 1974).
2,09,000	..	Shares of Rs. 10,000 were sold to private entrepreneur at par during 1972-73. The company sustained net loss of Rs. 1'36 lakhs upto 1972-73. Accounts for 1973-74 have not been received.
99,500	..	Accounts from 1968-69 have not been received.
97,000	..	The company sustained net loss of Rs. 0'30 lakh upto 1968-69. Accounts from 1969-70 have not been received.
12,00,000(a)	..	(a) Represents the amount called up and paid. The company has been liquidated. Government purchased assets of the company. Details on amount realised by Government are awaited (October 1974).
1,56,000	..	The company stopped production from 1969-70 due to marketing difficulties. Accounts from 1968-69 have not been received. Government proposes to liquidate the company.
85,12,200	..	Accounts from 1970-71 have not been received.
52,500	..	The company has been sold to Orissa Fisheries Development Corporation. Details of amount realised by Government are awaited (November 1974).
84,554	..	Shares were transferred to private entrepreneur in October 1972. Details of amount realised are awaited (November 1974).

STATEMENT No. 14—STATEMENT SHOWING THE DETAILS OF
GOVERNMENT COMPANIES, OTHER JOINT STOCK
ETC., UP TO THE

Sl. no.	Name of the concern	Year(s) of investment	Details of investment		
			Type	Number of shares/debentures and percentage of Government investment to the total paid-up capital/debentures	Face value of each share/debenture
1	2	3	4	5	6
					Rs.
36	Orissa Sports Manufactures and Fabricators Ltd., Cuttack.	1960-61 and 1971-72	} Equity shares	1,08,000 84%	1
37	Konark Processing Works Ltd., Cuttack.	1959-60 to 1962-63	} Equity shares	70,000 82%	1
38	Kalinga Fruit Products, Ltd., Paralakhemundi.	1958-59	Equity shares	16,500 82%	1
39	Spark Battery Manufacturing, Ltd., Cuttack.	1958-59 to 1966-67	} Equity shares	2,60,000 90%	1
40	Orissa Boat Builders, Ltd., Cuttack.	1958-59 to 1967-68 and 1971-72	} Equity shares	2,98,255 89%	1
41	Orissa Foundry Co. Ltd., Berhampur.	1958-59	Equity shares	2,25,000 82%	1
42	Rourkela Fabrication, Rourkela.	1958-59	Equity shares	2,48,500 81%	1
43	Jagannath Chemical and Pharmaceutical Works, Ltd., Cuttack.	1959-60 to 1960-61 and 1967-68 and 1971-72	} Equity shares	1,86,500 88%	1
44	Kalinga Steel and Wire Products, Ltd., Cuttack.	1958-59 and 1971-72	} Equity shares	1,15,000 80%	1

INVESTMENT OF GOVERNMENT IN STATUTORY CORPORATIONS,
COMPANIES CO-OPERATIVE BANKS AND SOCIETIES,
END OF 1973-74—*contd.*

Amount invested up to the end of 1973-74	Amount of dividend declared/ interest received and credited to the Government during the year	Remarks
7	8	9
Rs.	Rs.	
1,08,000	..	The company stopped production from September 1967. Government propose to liquidate the Company. Accounts from 1964-65 have not been received.
70,000	..	The company has been liquidated. Accounts from 1962-63 have not been finalised as records and account books of the company have not been handed over by the Ex-Managing Director. Shares worth Rs. 10,000 were purchased by private entrepreneur subsequently; details of amount realised are awaited (November 1974).
16,500	..	The company has been liquidated in January 1964. Information about amount realised by Government is awaited (November 1974).
2,60,000	..	Accounts from 1969-70 have not been received.
2,98,255	..	The company sustained loss of Rs. 0.73 lakh during 1968-69. Accounts from 1969-70 have not been received.
2,25,000	..	The company stopped production from 1965-66. Accounts from 1966-67 are awaited.
2,48,500	1,000	The company earned net profit of Rs. 0.39 lakh up to 1970-71. Accounts from 1971-72 have not been received.
1,86,500	..	The company has stopped production. Accounts from 1965-66 have not been received.
1,15,000	..	The company has stopped production from 1966-67 for want of working capital. The company sustained net loss of Rs. 1.42 lakhs up to 1967-68. Accounts for subsequent period have not been received. Government propose to liquidate the company.

STATEMENT No. 14—STATEMENT SHOWING THE DETAILS
CORPORATIONS, GOVERNMENT COMPANIES, OTHER JOINT
ETC., UP TO THE END OF

Sl. no.	Name of the concern	Year(s) of investment	Details of investment		
			Type	Number of shares/debentures and percentage of Government investment to the total paid-up capital/debentures	Face value of each share/debenture
1	2	3	4	5	6
Rs.					
45	Orissa Concrete Products, Ltd., Bhubaneswar.	1959-60 and 1968-69 to 1969-70	} Equity shares	2,10,000 80%	1
46	Orissa Road Transport Co. Ltd., Berhampur.	1950-51 to 1961-62	} Equity shares 'A' Class 'B' Class	17,363 6,000	100 100
		1972-73	Equity shares	15,575 77.8%	100
		1973-74
47	Cuttack Iron and Steel Products, Ltd., Cuttack.	1958-59 and 1969-70	} Equity shares	58,000 70%	1
48	Manufacturer Electro, Ltd., Cuttack.	1959-60 and 1971-72	} Equity shares	35,500 88%	1
49	Utkal Fruit Products, Ltd., Angul.	1958-59 to 1961-62	} Equity shares	14,000 70%	1
50	Orissa Tiles, Barang ..	1959-60 and 1971-72	} Equity shares	1,90,000 70%	1
51	Mayurbhanj Oil and Oil Products, Baripada.	1950-51	Ordinary shares.	6,000	10
52	Kalinga Hard Board, Ltd., Sambalpur.	1958-59 to 1961-62	}

OF INVESTMENT OF GOVERNMENT IN STATUTORY
STOCK COMPANIES, CO-OPERATIVE BANKS AND SOCIETIES,
1973-74—*contd.*

Amount invested up to the end of 1973-74	Amount of dividend declared/ interest received and credited to the Government during the year	Remarks
7	8	9
Rs.	Rs.	
2,10,000	..	The company earned net profit of Rs. 0.35 lakh up to 1971-72. Accounts for 1972-73 and 1973-74 have not been received. Shares of Rs. 10,000 sold to private entrepreneur at par during 1972-73. Further shares of Rs. 50,000 were transferred to private entrepreneur in October 1968; details of amount realised are awaited (November, 1974).
23,36,300	..	(a) Represents application money at 25 per cent of nominal value of shares (Rs. 3,89,375) and "Calls-in-advance" (Rs. 1,10,625).
5,00,000(a)	..	
2,78,750	..	The dividend for 1972-73 has not been declared as the Annual General Meeting for 1972-73 has not been held. Final Account for 1973-74 has not been finalised.
58,000	..	The company has stopped production. Accounts from 1966-67 have not been received.
35,500	..	The company has been closed and the accounts from 1962-63 have not been finalised due to alleged misappropriation of Company's funds by the Ex-Managing Director.
14,000	..	The company is under liquidation since July, 1966.
1,90,000	..	Accounts from 1968-69 have not been received.
60,000	..	The company has been liquidated. Details of amount realised out of investment by Government have not been received (November, 1974).
2,105	..	The company has been liquidated in July, 1965. Government orders for writing off the unrealised portion of the investment are awaited (November, 1974).

STATEMENT No. 14—STATEMENT SHOWING THE DETAILS
CORPORATIONS, GOVERNMENT COMPANIES, OTHER
AND SOCIETIES, ETC., UP-TO

Sl. no.	Name of the concern	Year(s) of investment	Details of investment		
			Type	Number of shares/debentures and percentage of Government investment to the total paid-up capital/debentures	Face value of each share/debenture
1	2	3	4	5	6
					Rs.
53	Balanga Iron Works, Ltd. Balasore.	1958-59 and 1971-72	Equity shares	1,59,000 63%	1
54	Mayurbhanj Textiles, Ltd., Baripada.	1950-51 to 1952-53 and 1966-67 and 1970-71	Preference shares.	37,380 78.4%	10
55	Koshal Industrial Development Syndicate, Ltd., Bolangir.	1952-53	Ordinary shares.	45,000 53%	10
56	Barabati Fruit Products, Ltd., Cuttack.	1958-59 to 1960-61
57	Orissa Small Industries Corporation, Cuttack.	1971-72 1972-73 1973-74	Equity shares Equity shares	9,000 100% ..	100 ..
58	Industrial Promotion and Investment Corporation of Orissa, Ltd. Bhubaneswar.	1972-73 1973-74	Equity shares ..	10,000 45,000 100%	10 10
59	Banana and Fruit Development Corporation, Madras.	1972-73	Equity shares	1,000	100
60	Orissa Lift Irrigation Corporation, Ltd., Bhubaneswar.	1973-74	Equity shares	48,530 100%	100
61	Orissa Tyres, Ltd.	..	1973-74	Equity shares	Information not received from departmental authorities.
62	Film Development Corporation of Orissa, Ltd.	1973-74	Information not received from departmental authorities.
63	Export House	..	1973-74	..	Information not received from departmental authorities.
Total—Government Companies	

OF INVESTMENT OF GOVERNMENT IN STATUTORY
JOINT STOCK COMPANIES, CO-OPERATIVE BANKS
THE END OF 1973-74—contd.

Amount invested up to the end of 1973-74	Amount of dividend declared/ interest received and credited to the Government during the year	Remark
7	8	9
Rs.	Rs.	
1,59,000	..	Accounts from 1967-68 have not been received. Due to mismanagement by the Managing Director the Company faced financial difficulties and was closed down. Government proposes to liquidate the company.
3,73,800	..	The company sustained net loss of Rs. 0.73 lakh during 1968-69. Accounts for subsequent period have not been received. Due to continued loss the company was closed down. Government proposes to revive the company (November 1974).
4,50,000	..	The company has gone into liquidation. Details of amount realised out of investment by Government have not been received. (November 1974).
11,970	..	The company has been liquidated. Government orders for writing off the unrealised portion of the investment are awaited (November 1974).
9,00,000	..	The Company earned a net profit of Rs. 6.40 lakhs during 1972-73.
42,49,900	42,500(a)	(a) Relates to 1972-73. This has been received and credited during the year 1973-74.
1,00,000	..	The company is wholly owned by Government. Being the first year of the Corporation the accounts for 1973-74 is under compilation. The profit and loss is yet to be ascertained.
4,50,000
1,00,000
48,53,000	..	The company is wholly owned by Government.
58,00,000	..	The company has not yet been incorporated under the Indian Companies Act. The entire amount has been drawn and deposited in the Treasury under Revenue Deposit.
1,00,000	..	The amount has been drawn but the same has not been invested as the Corporation has not yet been incorporated under the Companies Act.
50,000
36,79,78,046	43,500	..

STATEMENT NO. 14—STATEMENT SHOWING THE DETAILS
CORPORATIONS, GOVERNMENT COMPANIES, OTHER
SOCIETIES, ETC., UP TO THE

Details of investment

Sl. no.	Name of the concern	Year(s) of investment	Type	Number of shares / debentures and percentage of Government investment to the total paid-up capital/debentures	Face value of each share/debenture
1	2	3	4	5	6
					Rs.
<i>Joint stock Companies—</i>					
64	Orissa Textiles Mills Ltd., Choudwar, Cuttack.	1947-48 to 1951-52	Preferen c e shares Ordin a r y shares.	10,750 20,000 17·3%	100 10
65	Puri Electric Supply Co., Ltd., Puri.	1947-48 to 1949-50	Ordin a r y shares.	5,300 32·6%	10
66	Kalinga Industries Ltd., Jobra, Cuttack.	1948-49	Preferen c e shares/ Ordin a r y shares.	2,800 200 7%	100 100
67	Orissa Cement Ltd., Rajgangpur.	1949-50 to 1950-51	Preferen c e shares.	40,000 12·9%	100
68	Mayurbhanj potteries Ltd., Kuldiaha.	1949-50	Preferen c e shares/ Ordin a r y shares	5,000 5,000 39%	10
69	Mayurbhanj Glass Works Ltd., Bahalda Road.	1950-51	Preferen c e shares/ Ordin a r y shares	5,000 5,000 20·1%	10
70	Orissa Cotton Mills Ltd., Bhagatpur.	1950-51 to 1961-63	Ordin a r y shares.	5,540 4·16%	10
71	Gauhati Electric Supply Corporation Ltd., Assam.	1952-53	Ordin a r y shares/ Preferen c e shares	2,450 1,634 4·49%	Value of each share not specified.

OF INVESTMENT OF GOVERNMENT IN STATUTORY
JOINT STOCK COMPANIES, CO-OPERATIVE BANKS AND
END OF 1973-74—*contd.*

Amount invested up to the end of 1973-74	Amount of dividend declared/ interest received and credited to the Government during the year	Remarks
7	8	9
Rs.	Rs.	
12,75,000
..	1,39,750(a)	(a) Represents fixed cumulative dividend for the years 1957-58 and 1958-59.
53,000	..	The Company has gone into liquidation. Details of amounts received by Government have not been received (November 1974).
3,00,000	..	The company sustained net loss of Rs. 5.49 lakhs up to 1971-72.
..	..	Accounts for 1972-73 and 1973-74 have not been received.
40,00,000	2,34,000(b)	(b) Relates to 1972.
1,00,000	..	The company has been closed since October, 1958. The proposal for liquidation has been furnished to Government (November, 1974).
1,00,000	..	The company has gone into liquidation. Details of amounts received by Government have not been intimated (November, 1974).
55,400	.	The factory has closed its works in May, 1965. Government of India has taken over the company during 1971-72. The company has not revived production.
32,264	..	The company is under liquidation since 1957

**STATEMENT No. 14—STATEMENT SHOWING THE DETAILS
CORPORATIONS, GOVERNMENT COMPANIES, OTHER JOINT
ETC.. UP TO THE END OF**

Sl. no.	Name of the concern	Year(s) of investment	Details of investment		
			Type	Number of shares/debentures and percentage of Government investment to the total paid-up capital/debentures	Face value of each share/debenture
1	2	3	4	5	6
				Rs.	Rs.
72	Hindustan Minerals and Quarries Ltd., Calcutta.	1952-53	Ordinary shares.	1,000 44%	100
73	Pioneer Ltd., Lucknow	1952-53	Ordinary shares.	100 1.55%	100
74	National Vanadium Trust Ltd., Rairangpur.	1962-63	..	650	1,000
75	Indian Chemical Products, Ltd., Bahalda Road, Mayurbhanj.	1962-63	..	7,500 97%	100
76	Tata Engineering and Locomotive Co. Ltd., Jamshedpur.	1962-63
77	Weaving Factory, Bolangir.	1962-63
78	Rajendra Paper Mills, Bolangir.	1962-63	..	87%	..
79	Kohinoor Aluminium Products, Ltd., Rourkela.

OF INVESTMENT OF GOVERNMENT IN STATUTORY
STOCK COMPANIES, CO-OPERATIVE BANKS AND SOCIETIES,
1973-74—*contd.*

Amount invested up to the end of 1973-74	Amount of dividend declared/ interest received and credited to the Government during the year	Remarks
7	8	9
Rs.		
1,00,000	..	The company is under liquidation since June 1957.
10,000	..	Shares were disposed of during 1969-70; details of amount received and its credit to Government have not been intimated by the department (November, 1974).
1,88,844	..	The company has been liquidated in 1970-71; write off orders for the unrealised portion of the Government investment in shares are awaited (November, 1974).
7,50,000 (a) and (e)	..	(a) Represents premerger investments of the former princely States of Mayurbhanj brought to Government Account during 1962-63. The company is under liquidation.
98,000 (b) and (c)	..	(b) Represents premerger investments of the former princely State of Bolangir, brought to Government Account during 1962-63. Information about number and type of shares held by the Government has not been received from Government.
25,000 (b) and (d)	..	(c) Information about the transfer of the title of the shares in favour of Government has not been received.
3,87,500 (b) and (d)	..	(d) The Company is under liquidation.
		(e) The company has gone into voluntary liquidation from the 13th June 1966. It was a losing concern and its cumulative losses up to 12th May 1966 was to the extent of Rs. 1'93 lakhs.
10,000 (f)	..	(f) Represents loss on sale of the Government shares for which write off orders are awaited (November 1974).

STATEMENT No. 14—STATEMENT SHOWING THE DETAILS
CORPORATIONS, GOVERNMENT COMPANIES, OTHER JOINT
ETC., UPTO THE END

Sl. no.	Name of the concern	Year(s) of investment	Details of investment		
			Type	Number of shares/debentures and percentage of Government investment to the total paid-up capital/debentures	Face value of each share/debenture
1	2	3	4	5	6
					Rs.
80	Orissa Ceramic Industries, Ltd., Jharsuguda.	1959-60 1961-62	Preference Shares/ Equity shares	1,200 50 41.7%	100
81	Utkal Equipment and Chemicals, Ltd., Cuttack.	1969-70	Equity shares	3,000 32.5%	100
82	Orissa Paper Products, Ltd., Bolangir.	1969-70	Preference shares/ Equity shares	100 100 50%	200
83	Orissa Oil Industries, Ltd., Sambalpur.	1970-71	9% Redeemable preference shares	10,000	100
		1972-73		34%	
84	Indo-East Extraction, Ltd., Bhubaneswar.	1970-71	9½% Redeemable preference shares Equity shares	2,000 1,500 36%	100
85	Orissa Fertilisers and Chemicals, Ltd., Cuttack.	1968-69 1969-70 and 1971-72	Equity shares Preference shares	50,000 15,000 29½%	10
86	Konark Rubber Industries, Ltd., Cuttack.	1970-71 1972-73	Equity shares	1,640 34%	100
87	East Coast Breweries and Distilling, Ltd., Cuttack.	1971-72 1972-73	Ordinary shares	1,60,450	10
		1973-74	Ordinary shares	1,40,000	10
88	Mamata Drinks and Industries, Ltd., Rourkela.	1971-72	Equity shares	2,500	100
89	Cifoods, Ltd., Cuttack	1972-73	Equity shares	500	100
		1973-74	Equity shares	3,500	100
Total—Joint Stock Companies.	

OF INVESTMENT OF GOVERNMENT IN STATUTORY
STOCK COMPANIES, CO-OPERATIVE BANKS AND SOCIETIES,
OF 1973-74—*contd.*

Amount invested up to the end of 1973-74	Amount of dividend declared/ interest received and credited to the Government during the year	Remarks
7	8	9
Rs.	Rs.	
1,25,000	..	Accounts for the years ending the 30th September 1972 and the 30th September 1973 have not been received.
3,00,000	..	The Company sustained net loss of Rs. 1.63 lakhs up to the end of the 30th June 1971. Accounts for the subsequent period have not been received.
40,000	..	The factory is under construction.
7,04,500	..	The company started production in 1972-73.
2,95,500		
3,50,000	..	The factory is under construction.
6,50,000	..	The company sustained net loss of Rs. 8.28 lakhs up to 1971-72. Accounts for 1972-73 and 1973-74 have not been received.
1,00,000 64,000	..	The Company started production in 1972-73.
1,00,000 15,04,500	..	The factory is under construction.
14,00,000	..	
2,50,000	..	The company started production in 1973-74.
50,000	..	Accounts for 1972-73 and 1973-74 have not been received.
3,50,000	..	
1,37,68,508	3,73,750	

STATEMENT NO. 14—STATEMENT SHOWING THE DETAILS
CORPORATIONS, GOVERNMENT COMPANIES, OTHER JOINT
ETC., UPTO THE END OF

Sl. no.	Name of the concern	Year(s) of investment	Details of investment		
			Type	Number of shares/debentures and percentage of Government investment to the total paid-up capital/debentures	Face value of each share/debenture
1	2	3	4	5	6
					Rs.
	<i>Co-operative Societies—</i>				
90.	Orissa State Handloom Weavers' Co-operative Society, Ltd, Cuttack.	1957-58 to 1964-65 1972-73	Ordinary shares	19,958 90%	50
91.	All India Handloom Fabrics Marketing Co-operative Society Ltd., Bombay.	1951-52	'C' Class shares	5 0.4%	1,000
92.	Orissa Co-operative Spinning Mills, Ltd., Bargarh.	1960-61 to 1963-64 and 1970-71 to 1972-73 1973-74	Special class shares	855 81%	5,000 ..
93.	Orissa State Co-operative Housing Corporation, Bhubaneswar.	1955-56	'A' Class shares	1,500	100
94.	Orissa State Co-operative Marketing Society.	1955-56 to 1957-58 1966-67 to 1967-68	Special class	10,000	10
		1969-70	'A' Class shares	9,500	100
		1970-71 1971-72 and 1972-73	"Special" class shares	5,440	1,000
		1973-74
95.	Share Capital Contribution to Jute Bailing Plants at Banki, Balasore and Bhadrak.	1965-66	Special class shares	50	1,000
			Ordinary	50	1,000
			Special	1	50,000

OF INVESTMENT OF GOVERNMENT IN STATUTORY
STOCK COMPANIES, CO-OPERATIVE BANKS AND SOCIETIES,
1973-74—*contd.*

Amount invested up to the end of 1973-74	Amount of dividend declared/ interest received and credited to the Government during the year	Remarks
7	8	9
Rs.	Rs.	
9,97,900	..	Accounts from 1970-71 have not been received.
5,000 (a)	..	(a) Excludes Rs. 100 paid as admission fee.
32,75,000	..	Accounts from 1970-71 have not been received.
..	..	
10,00,000	..	
1,50,000	..	
1,00,000	..	
14,36,000	..	
9,50,000	..	
54,40,000	..	
5,00,000	6,000	
1,50,000	..	

STATEMENT No. 14—STATEMENT SHOWING THE DETAILS OF
GOVERNMENT COMPANIES, OTHER JOINT STOCK COMPANIES,
THE END OF

Sl. no.	Name of the concern	Year(s) of investment	Details of investment		
			Type	Number of shares/debentures and percentage of Government investment to the total paid-up capital/debentures	Face value of each share/debenture
1	2	3	4	5	6
					Rs.
96.	Danpur Jute Growers Marketing Society, Danpur	1959-60 to 1964-65	'B' Class shares (Details of Rs. 14 lakhs not received from	2,700	100
		1973-74			..
97.	Orissa State Co-operative Land Development Bank	1938-39 to 1959-60	"Special" Class shares	6,410	1,000
		1965-66 to 1970-71		'A' Class shares	1,200
		1971-72 and 1972-73	Information not received from departmental authorities
		1965-66 to 1968-69	5½% debentures 1981	11,000	100
		1966-67 to 1967-68	5½% ten years debentures	19,000	100
		1969-70 to 1971-72	Information not received from departmental officers	..	100
		1972-73
		1973-74	Ordinary and special debentures
98.	Orissa State Co-operative Bank	1948-49 to 1962-63 and 1967-68	'A' Class shares	18,000	50
99.	Share Capital Contribution to 44 Central Co-operative Banks	1955-56 to 1963-64	Special class	350	1,000
				7,800	
				8,000	50
				36,400	25
				1,000	20
				60,580	10
		1964-55 to 1971-72	Information not received from departmental authorities	..	50
		1972-73
			Information not received from departmental authorities	1,200	..

INVESTMENT OF GOVERNMENT IN STATUTORY CORPORATIONS,
CO-OPERATIVE BANKS AND SOCIETIES, ETC., UPTO
1973-74—*contd.*

Amount invested up to the end of 1973-74	Amount of dividend declared/ interest received and credited to the Government during the year	Remarks
7	8	9
Rs.	Rs.	
6,70,000	..	
Departmental Officer		
10,00,000	..	
64,09,938	..	
12,00,000	..	
5,00,000	..	
10,00,000	..	
10,78,000 (a) & (b)	..	(a) These amounts were invested from earmarked funds.
18,52,500 (a) & (b)	..	
1,37,66,844(b)	10,29,265(c)	(b) Purchased at a discount
53,00,000	1,62,060(c)	(c) The interest received and credited during the year 1973-74.
39,84,946	..	
17,00,000	2,13,859(d)	(d) The dividend received and credited during the year 1973-74.
30,66,800	35,945	
6,00,000	..	
1,28,82,000	..	
38,50,000	..	

**STATEMENT No. 14—STATEMENT SHOWING THE DETAILS OF
TIONS, GOVERNMENT COMPANIES, OTHER JOINT STOCK
UPTO THE END**

Sl. no.	Name of the concern	Year(s) of investment	Details of investment		
			Type	Number of shares/debentures and percentage of Government investment to the total paid-up capital/debentures	Face value of each share/debenture
1	2	3	4	5	6 Rs.
100	Share Capital Contribution to Baripada Urban Co-operative Bank.	1959-60 to 1961-62	Shares	25,000	10
101	Aska Co-operative Sugar Industries, Ltd., Aska, Ganjam.	1956-57 to 1963-64	Preference shares	25,000	100
		1964-65	Redeemable	5,000	100
		1970-71	Redeemable	7,000	100
102	Share Capital Contribution to Bargarh Co-operative Sugar Factory	1965-66 to 1969-70	Equity	2,800	1,000
		1970-71	'D' Class Shares	1,300	
		1971-72	Equity	1,900	
		1973-74	Information not received	..	
103	Share Capital Contribution to 110 Co-operative Farming Societies.	1961-62 to 1967-68	'B' Class shares	2,200 24.97%	100
104	Central Fishermen Co-operative Society, Balugaon.	1959-60	'B' Class shares	900 86%	100
105	Share Capital Contribution to 84 Fishermen Co-operative Societies.	1961-62 to 1965-66	Ordinary shares	Information not received from departmental officers	..
106	Share Capital Contribution to 57 Consumers' Co-operative Stores.	1961-62	Information not received from departmental authorities
		1971-72	Information not received from departmental authorities
		1972-73	Information not received from departmental authorities
		1973-74	Information not received from departmental authorities
107	Share Capital Contribution to 24 Co-operative Cold Storage Plants.	1961-62 to 1969-70	Information not received from departmental authorities
		1970-71	'A' Class shares	1,000	..
		1971-72	Information not received from departmental authorities
		1972-73	Information not received from departmental authorities

INVESTMENT OF GOVERNMENT IN STATUTORY CORPORATIONS,
COMPANIES, CO-OPERATIVE BANKS AND SOCIETIES, ETC.,
OF 1973-74—*contd.*

Amount invested up to the end of 1973-74	Amount of dividend declared/ interest received and credited to the Government during the year	Remarks
7 Rs.	8 Rs.	9
2,50,000	20,000	
25,00,000	..	
5,00,000	..	
7,00,000	..	
28,00,000	..	
13,00 000	..	
19,00 000	..	
20,00 000	..	
2,20 000	..	
90, 000	..	
84,000	..	
21,04,500		
7,68,000	..	
3,28,000	..	
33,14,000	..	
10,00,000	..	
10,73,000		
3,24,620		

STATEMENT No. 14—STATEMENT SHOWING THE DETAILS OF
GOVERNMENT COMPANIES, OTHER JOINT STOCK
UPTO THE END OF

Sl. no.	Name of the concern	Year(s) of investment	Details of investment		
			Type	Number of shares/debentures and percentage of Government investment to the total paid-up capital/debentures	Face value of each share/debenture
1	2	3	4	5	6
					Rs.
108	Share Capital Contribution to 218 Regional Marketing Co-operative Societies (including those for rice hullers and oil milling units).	1955-56 } to 1971-72 } 1972-73 } 1973-74	Information not received from departmental authorities
109	Share Capital Contribution to 850-Graingola Co-operative societies.	1958-59 } to 1962-63 }	Information not received from departmental authorities.
110	Share capital Contribution to 350 Large sized Co-operative Societies.	1955-56 } to 1959-60 }	Information not received from departmental authorities.
111	Share capital Contribution to 3 Sugar units at Boriguma, Nayagarh and Attabira.	1961-62 } to 1965-66 } and 1971-72 }	Equity shares	770	1,000
112	Share Capital Contribution to 1980-Agricultural Co-operative societies.	1962-63	Information not received from departmental authorities.	.	..
		1963-64	'C' Class, shares.	1,105	100
		1964-65 } to 1972-73 }	Information not received from departmental authorities.

**INVESTMENT OF GOVERNMENT IN STATUTORY CORPORATIONS,
COMPANIES, CO-OPERATIVE BANKS AND SOCIETIES, ETC.,
1973-74—contd.**

Amount invested up to the end of 1973-74	Amount of dividend declared/ interest received and credited to the Government during the year	Remarks
7	8	9
Rs.	Rs.	
1,78,30,800	..	
56,10,800	..	
14,53,800	..	
22,51,500	..	
35,00,000	..	
7,70,000	..	Boriguma unit sustained loss of Rs. 2.10 lakhs upto 1970-71. Accounts for subsequent years have not been received. Nayagarh unit sustained loss of Rs. 2.18 lakhs upto 1970-71. The unit was closed for want of working capital. Government proposes either to lease out or sell the unit.
1,65,000	..	Attabira unit is under liquidation
1,10,500	..	
1,70,67,500	11,800	

**STATEMENT No. 14—STATEMENT SHOWING THE DETAILS
CORPORATIONS, GOVERNMENT COMPANIES, OTHER
SOCIETIES, ETC., UPTO**

Sl. no.	Name of the concern	Year(s) of investment	Details of investment		
			Type	Number of shares/debentures and percentage of Government investment to the total paid-up capital/debentures	Face value of each share/debenture
1	2	3	4	5	6
					Rs-
113	Share capital Contribution to 294-Labour Contract Co-operative Societies.	1962-63 to 1963-64	'C' Class shares.	800	100
		1964-65 to 1966-67	Information not received from departmental authorities.
114	Purchase of shares in the Orissa Co-operative and Handicrafts Corporation, Ltd., Cuttack.	1963-64 and 1969-70 to 1971-72	Special 'A' Class shares.	140	1,000
		1972-73	'A' Class	50	1,000
		1973-74
115	Purchase of shares in Silver Filigree Unit.	1963-64	Information not received from departmental authorities.
116	Share capital contribution to 81-Panchayat Samiti Industries.	1962-63 to 1968-69 and 1971-72 to 1972-73	Equity shares.	1,509	1,000
		1973-74
117	Share Capital Contribution to the Orissa Co-operative Insurance Society.	1967-68	Special class	100	1,000
118	Share Capital Contribution to Modern Rice Mill of Bargarh Regional Marketing Co-operative Society.	1967-68	'A' Class	1,880	25

OF INVESTMENT OF GOVERNMENT IN STATUTORY
JOINT STOCK COMPANIES, CO-OPERATIVE BANKS AND
THE END OF 1973-74 - *contd.*

Amount invested up to the end of 1973-74	Amount of dividend declared/ interest received and credited to the Government during the year	Remarks
7	8	9
Rs.	Rs.	
80,000
4,60,000
1,40,000	..	This is not a producing Society but it is a purchase and sale type apex Co-operative society. It is not fully owned by Government but Government undertaking.
50,000
99,900
84,000
15,09,000	..	According to latest accounts received 24 units earned profit and 23 units sustained loss. 14 units with Government investment of Rs. 1'91 lakhs are under liquidation. 9 units have not started production. Remaining 11 units are working.
4,70,000
6,16,000
1,00,000	7,000	..
47,000

STATEMENT No. 14—STATEMENT SHOWING THE DETAILS OF
GOVERNMENT COMPANIES, OTHER JOINT STOCK COMPANIES,
UP TO THE

Sl. no.	Name of the concern	Year(s) of investment	Details of investment		
			Type	Number of shares/debentures and percentage of Government investment to the total paid up capital/debentures	Face value of each share/debenture
1	2	3	4	5	6
					Rs.
119	Share Capital Contribution to Sakhigopal Coconut Growers Marketing Society.	1968-69 1970-71 1971-72 1972-73 1973-74	Ordinary shares.	8,450	10
120	Share Capital Contribution to Chatrapur Cashewnut Processing Marketing Society.	1968-69 and 1971-72 1972-73 1973-74	Information not received from departmental authorities.	1,000 68%	100
121	Share Capital Contribution to Turmeric Powder Plant.	1969-70	Special class	1,000	15
122	Share Capital Contribution to 39 Primary Land Development Banks.	1969-70 to 1970-71 1972-73	Special class Ordinary class. Information not received from departmental authorities.	1,670 31,200 ..	500 10 ..
123	Share Capital Contribution to Orissa Powerloom Servicing Co-operative Society.	1970-71 and 1971-72 1973-74	Special class shares. Ordinary	500 300 200 97%	100 1,000 1,000
124	Share Capital Contribution to Powerloom Weavers' Co-operative Society.	1970-71	Special class shares.	1,200 95%	1,000
125	Share Capital Contribution to 3 Engineering Co-operative Societies.	1971-72 1972-73 1973-74	Information not received from departmental authorities. ..	2,000	10

INVESTMENT OF GOVERNMENT IN STATUTORY CORPORATIONS,
CO-OPERATIVE BANKS AND SOCIETIES, ETC.,
END OF 1973-74—*contd.*

Amount invested up to the end of 1973-74	Amount of dividend declared interest received and credited/ to the Government during the year	Remarks
7	8	
Rs.	Rs.	
84,500
11,500
1,00,000
1,80,000
60,000
15,000
8,35,000
3,12,000
1,25,000
50,000
3,00,000	..	Accounts from 1971-72 have not been received
2,00,000
12,00,000
20,000
20,000
2,00,000

STATEMENT No. 14—STATEMENT SHOWING THE DETAILS
CORPORATIONS, GOVERNMENT COMPANIES, OTHER
SOCIETIES, ETC., UP TO

Sl. no.	Name of the concern	Year(s) of investment	Details of investment		
			Type	Number of shares/debentures and percentage of Government investment to the total paid up capital/debentures	Face value of each share/debenture
1	2	3	4	5	6
					Rs.
126	Share Capital Contribution to TasSar Rearing Co-operative Society.	1971-72	'C' Class shares
		1972-73	
		1973-74		4,836 96%	50
127	Share Capital Contribution to Tribal Development Co-operative Society.	1972-73	Special class	686 19%	1,000
		1973-74
128	Share Capital Contribution to Co-operative Credit Institutions.	1973-74	Information not received from departmental authorities
129	Share Capital Contribution to Puri Cashewnut Processing and Marketing Society.	1973-74	Ditto
130	Share Capital Contribution to Orissa State Wholesale Consumers' Co-operative Federation.	1973-74	Ditto
131	Share Capital Contribution to Apex Marketing Co-operative Society.	1973-74	Ditto
132	Share Capital Contribution to Copra and Oil expeller unit at Sakhigopal.	1973-74	Ditto
Total—Co-operative Societies—					
Share Capital					
Debentures/Bonds					
Grand Total—					
Share Capital					
Debentures/Bonds					

OF INVESTMENT OF GOVERNMENT IN STATUTORY
JOINT STOCK COMPANIES, CO-OPERATIVE BANKS AND
THE END OF 1973-74—*concl.*

Amount invested up to the end of 1973-74	Amount of dividend declared/ interest received and credited to the Government during the year	Remarks
7	8	9
Rs.	Rs.	
..	..	Accounts from 1970-71 have not been received.
1,91,800	..	
50,000	..	
6,86,000	..	
2,21,000	..	
39,38,000	3,689	
15,000	..	
3,20,000	..	
15,00,000	..	
1,08,000	..	
13,12,97,358	2,98,293	
2,59,82,290	11,91,325	
52,08,46,412	11,17,175	
5,79,71,868	18,87,539	

STATEMENT No. 15—STATEMENT SHOWING CAPITAL AND OTHER EXPENDITURE (OUTSIDE THE REVENUE ACCOUNT) TO END OF 1973-74 AND THE PRINCIPAL SOURCES FROM WHICH FUNDS WERE PROVIDED FOR THAT EXPENDITURE

Heads	On the 1st April 1973	During the year	On the 31st March 1974
1	2	3	4
(In lakhs of rupees)			
CAPITAL AND OTHER EXPENDITURE—			
Commercial Departments—			
Irrigation ..	76,08'14	6,68'62	82,76'76
Electricity Schemes ..	4,21'19	—1'20	4,19'99
Multipurpose River Schemes ..	122,46'76	11,03'18	133,49'94
Other Commercial Departments and Undertakings.	53,95'36	4,77'84	58,73'20
Total—Commercial Departments	256,71'45	22,48'44	279,19'89
Other Departments—			
Irrigation (Non-Commercial) ..	9,75'22	73'96	10,49'18
Agricultural Schemes ..	25,93'60	6,34'15	32,27'75
Public Works ..	91,91'98	6,97'61	98,89'59
Other Accounts ..	39,86'63	2,33'14	42,19'77
Total—Other Departments ..	167,47'43	16,38'86	183,86'29
Total—Capital Expenditure ..	424,18'88	38,87'30	463,06'18
Loans and Advances—			
Loans to Local Funds and Private Parties, etc.	124,16'11	1,29'61	125,45'72
Loans to Government servants, etc. . .	6,81'65	—1,16'54	5,65'11
Total—Loans and Advances ..	130,97'76	13'07	131,10'83
Total—Capital and other expenditure.	555,16'64	39,00'37	594,17'01
<i>Deduct</i> —Contribution from Revenue, Development funds, etc. and the Contingency Fund for capital expenditure.	15,99'68	65'33	16,65'01
Net Capital and other expenditure outside the Revenue Account.	539,16'96	38,35'04 (B)	577,52'00 (A)

(A) See note on page 152

(B) See note on page 151

STATEMENT No. 15—STATEMENT SHOWING CAPITAL AND OTHER EXPENDITURE (OUTSIDE THE REVENUE ACCOUNT) TO END OF 1973-74 AND THE PRINCIPAL SOURCES FROM WHICH FUNDS WERE PROVIDED FOR THAT EXPENDITURE—*concl.*

Heads	On the 1st April 1973	During the year	On the 31st March 1974
1	2	3	4
(In lakhs of Rupees)			
PRINCIPAL SOURCES OF FUND —			
Debt—			
Permanent Debt-Nominal Value ..	74,06'11	6,45'87	80,51'98
Floating Debt	4,00'00	4,00'00
Loans from the Central Government ..	469,73'03	44,91'88	514,64'91
Other Loans ..	19,11'12	1,64'29	20,75'41
Unfunded Debt ..	27,39'02	5,94'29	33,33'31
Total—Outstanding Debt ..	590,29'28	62,96'33	653,25'61
Contingency Fund ..	1,74'02	—13'51	1,60'51
Sinking Funds and Reserve Funds ..	46,22'43	6,86'74	53,00'17
Net balance under Deposits and Advances etc. other than those shown separately.	19,97'02	—40'07	19,56'95
Remittances ..	—23,44'64	—76'37	—24,21'01
Total—Debt and other obligations.	634,78'11	68,53'12	703,31'23
Deduct—Cash balance ..	—21,64'16	7,41'60	—14,22'56
Deduct—Investments ..	30,84'05	—14,01'23	16,82'82
Net Provision of Funds ..	625,58'22	75,12'75 (C)	700,70'97 (D)

(C) The difference of Rs. 36,77'71 lakhs between the net provision of funds and the net capital and other expenditure during the year is due to revenue deficit (Rs. 37,84'26 lakhs) and the amount adjusted under "E—Miscellaneous" (Rs. 1,06'55 lakhs (c. f. details at page 44)

(D) See note on page 152

Note—The difference of Rs. 123,18.97 lakhs between the net provision of funds (D) exhibited in the statement and the net capital and other expenditure (A) up to the end of 1973-74 is explained below:—

	(In lakhs of rupees)
(i) Net effect of the balance transferred to the state on 1st April 1936 from Bihar and Tamilnadu.	-6.83
(ii) Accumulated net revenue deficit from 1936-37 to 1973-74 ..	159,92.34
(iii) Net account of adjustment under "E—Miscellaneous" ..	-37,50.30
(iv) Premerger balances of the integrated States brought to Government account by correction of opening balances during 1951-52 to 1965-66 (net).	55.44
(v) Loans and advances by the Government of India to Engineering Schools brought to account by correction of opening balances during 1964-65 and 1965-66 after the schools were taken over by the Government.	8.93
(vi) Capital expenditure adjusted in excess in previous years and excluded during 1957-58 and 1960-61 (Rs. 22.34 lakhs) and the amount not adjusted in previous years added during 1967-68 (Rs. 2.95 lakhs).	19.39

	123,18.97

SECTION B
DEBT, DEPOSIT AND REMITTANCES AND
CONTINGENCY FUND

STATEMENT No. 16—STATEMENT OF RECEIPTS, DISBURSE-
RELATING TO DEBT, DEPOSITS, REMITTANCES

Head of Account	Opening balance
1	2
	Rs.
PART I—CONSOLIDATED FUND—	
Total Revenue and Expenditure as per Statement nos. 11 and 12 ..	
Revenue Receipts ..	(a)
Expenditure on Revenue Account ..	(a)
Capital Expenditure outside the Revenue Account ..	(a)
O—PUBLIC DEBT—	
<i>Debt raised in India</i>	
Permanent Debt ..	Cr. 74,06,10,473
Floating Debt
Loans from the Central Government ..	Cr. 469,73,02,888
Other Loans ..	Cr. 19,11,12,614
Total—O—Public Debt (b) ..	Cr. 562,90,25,975
Q—LOANS AND ADVANCES BY THE STATE/UNION TERRI- TORY GOVERNMENTS—	
Loans to Local Funds, Private Parties, etc. ..	Dr. 124,16,11,302
Loans to Government Servants, etc. ..	Dr. 6,81,65,047
Total—Q—Loans and Advances, etc. (c) ..	Dr. 130,97,76,349
Total—Part I—Consolidated Fund
PART II—CONTINGENCY FUND—	
Contingency Fund ..	Cr. 1,74,01,518
Total—Part—II—Contingency Fund ..	Cr. 1,74,01,518

(a) Closed to "Government Account" vide explanatory note 3 under statement no. 8.

(b) A detailed account is given in statement no. 17.

(c) A more detailed account is given in statement no. 18.

MENTS AND BALANCES UNDER HEADS OF ACCOUNT
AND CONTINGENCY FUND

Receipts	Disbursements	Closing balance
3	4	5
Rs.	Rs.	Rs.
174,62,07, 717	..	(a)
..	212,46,33,966(d)	(a)
..	38,21,98,023(e)	(a)
6,64,85,400	18,98,200	Cr. 80,51,97,673
18,42,00,000	14,42,00,000	Cr. 4,00,00,000
83,46,62,650	38,54,74,823	Cr. 514,64,90,715
2,71,23,300	1,06,93,719	Cr. 20,75,42,195
111,24,71,350	54,22,66,742	Cr. 619,92,30,583
5,92,92,129	7,22,53,054(f)	Dr. 125,45,72,227
2,22,24,738	1,05,70,351	Dr. 5,65,10,660
8,15,16,867	8,28,23,405(f)	Dr. 131,10,82,887
294,01,95,934	313,19,22,136	..
25,98,482(g)	39,49,769(h)	Cr. 1,60,50,231
25,98,482	39,49,769	Cr. 1,60,50,231

(a) Closed to Government Account *vide* explanatory note 3 under statement no. 8.

(d) Excludes Rs. 1,84,769 spent from out of advances from Contingency Fund during 1973-74 but not recouped to the fund during the year *vide* foot note (a) at page 66, foot note (a) at page 72, foot note (a) at page 73 and foot note (a) at page 81.

(e) Includes Rs. 3,98,482 spent from out of advances from the Contingency Fund during 1972-73 and recouped to the fund during 1973-74 *vide* foot note (b) at page 85 and foot note (b) at page 88 and excludes Rs. 37,65,000 spent from out of the Contingency Fund during 1973-74 but not recouped to the fund till close of the year *vide* foot notes (a)&(b) at page 85.

(f) Includes Rs. 22,00,000 spent out of advances from the Contingency Fund during 1972-73 and recouped to the fund during 1973-74 *vide* foot note (a) at page 178.

(g) Represents expenditure spent out of advances from the Contingency fund during 1972-73 and recouped to the fund during 1973-74 *vide* foot note (b) at page 85, foot-note (b) at page 88 and foot note (a) at page 178.

(h) Represents expenditure spent out of advances from the Contingency Fund during the year under "19-General Administration" (Rs. 100), "34-Co-operation" (Rs. 21,000), "37-Community Development Project, National Extension Service and Local Developmental Works" (Rs. 800) "64-Famine Relief (Rs. 1,62,869) and "96-Capital Outlay on Industrial and Economic Development" (Rs. 37,75,000).

STATEMENT No. 16—STATEMENT OF RECEIPTS, DISBURSE-
RELATING TO DEBT, DEPOSITS, RIMITTANCES

Head of Account 1	Opening balance 2 Rs.
PART III—PUBLIC ACCOUNT—	
S—UNFUNDED DEBT	
State Provident Funds	.. Cr. 27,39,01,946
Total—S—Unfunded Debt (a)	.. Cr. 27,39,01,946
T—DEPOSITS AND ADVANCES	
I—Deposits bearing interest—	
A—RESERVE FUNDS—	
Depreciation Reserve Fund—Electricity—	
Hydro-Electric Schemes—	
Hirakud Dam Project—Stage I	.. Cr. 2,59,96,292
Stage II	.. Cr. 60,12,108
Other Electricity Schemes	.. Cr. 1,61,99,116
Total—Depreciation Reserve Fund—Electricity	.. Cr. 4,82,07,516
Deposits of Depreciation Reserve of Government Commercial Undertakings—	
State Transport Service—	
Depreciation Reserve Fund	.. Cr. 2,63,634
Total—Depreciation Reserve Fund—State Transport Service.	Cr. 2,63,634
Deposits of other Reserve Funds of Government Commercial Undertakings—	
State Transport Service—	
Accident Reserve Fund	.. Cr. 1,54,549
Amenities Reserve Fund	.. Cr. 5,74,284
Total—Other Reserve Funds—State Transport Service..	Cr. 7,28,833
Total—I—Deposits bearing interest	.. Cr. 4,91,99,983

(a) A detailed account is given in statement no. 17.

MENTS AND BALANCES UNDER HEADS OF ACCOUNT
AND CONTINGENCY FUND -*contd.*

Receipts	Distbursements	Closing balance
3	4	5
Rs.	Rs.	Rs.
10,51,92,120	4,57,63,450	Cr. 33,33,30,616
10,51,92,120	4,57,63,450	Cr. 33,33,30,616
..	..	Cr. 2,59,96,292
..	..	Cr. 60,12,108
..	..	51,99,116
..	..	Cr. 4,82,07,516
40,00,000	39,99,998	Cr. 2,63,636
40,00,000	39,99,998	Cr. 2,63,636
30,000	34,381	Cr. 1,50,168
2,52,531	3,07,672	Cr. 5,19,143
2,82,531	3,42,053	Cr. 6,69,311
42,82,531	43,42,051	Cr. 4,91,40,463

STATEMENT No. 16 – STATEMENT OF RECEIPTS, DISBURSEMENTS
DEBT, DEPOSITS, REMITTANCES

Head of Account 1	Opening balance 2 Rs.
II—Deposits not bearing interest—	
A—SINKING FUNDS—	
Appropriation for reduction or avoidance of debt—	
Sinking Funds	.. Cr. 40,47,99,525
Other Appropriations	.. (a)
Sinking Fund Investment Account	.. Dr. 13,80,98,499
Total—A—Sinking Funds	.. Cr. 26,67,01,026
B—RESERVE FUNDS—	
Famine Relief Fund	.. Cr. 90,583
Zamindari Abolition Fund	.. Cr. 54,40,091
State Agricultural Credit Relief and Guarantee Fund	.. Cr. 11,24,097
Orissa Loan Stipend Fund	.. Cr. 12,95,155
State Co-operative Development Fund	.. Cr. 2,00,000
Guarantees Reserve Fund	.. Cr. 93,635
Total—B—Reserve Funds	.. Cr. 82,43,561
C—OTHER DEPOSIT ACCOUNTS—	
<i>Deposit of Local Funds—</i>	
District Funds	.. Cr. -81,570
Municipal Funds	.. Cr. 1,32,67,071
Other Funds—	
Port and Marine funds	.. Cr. 15,933
Education Funds	.. Cr. 6,062
Medical and Charitable Funds	.. Cr. 4,04,184
Total—Other Funds	.. Cr. 4,26,179

AND BALANCES UNDER HEADS OF ACCOUNT RELATING TO
AND CONTINGENCY FUND—*contd.*

Receipts	Disbursements	Closing balance
3	4	5
Rs.	Rs.	Rs.
6,73,40,407	..	Cr. 47,21,39,932 (a)
1,06,56,219	..	
..	..	Cr. 13,80,98,499
7,79,96,626	..	Cr. 33,40,41,433
1,25,00,000	1,25,00,000	Cr. 90,583
25,00,832	17,51,935	Cr. 61,88,988
..	..	Cr. 11,24,097
20,74,966	21,11,890	Cr. 12,58,231
..	..	Cr. 2,00,000
10,00,000	3,19,050	Cr. 7,74,585
1,80,75,798	1,66,82,875	Cr. 96,36,484
..	..	Cr. -81,570(b)
4,82,13,669	4,76,41,863	Cr. 1,38,38,877
..	..	Cr. 15,933
10,75,074	5,41,556	Cr. 5,39,580
7,39,614	5,18,791	Cr. 6,25,007
18,14,688	10,60,347	Cr. 11,80,520

(a) Closed to "Government Account" *vide* explanatory note under statement no. 8.

(b) The *minus* balance is due to misclassification by Treasury Officers which is under reconciliation.

STATEMENT—No. 16—STATEMENT OF RECEIPTS, DISBURSEMENTS
DEBT, DEPOSITS, REMITTANCES

Head of Account 1	Opening balance 2 Rs.
Public Works Funds .. Cr.	49,118
Village Panchayat Fund .. Cr.	69,578
Panchayat Samiti Fund .. Cr.	8,18,53,985
Zilla Parishad Fund .. Cr.	5,84,656
State Electricity Board Working Fund .. Cr.	21,00,687
Other Miscellaneous Funds .. Cr.	1,72,688
Personal Deposits of Life Insurance Corporation .. Cr.	3,14,559
Total—Deposits of Local Funds .. Cr.	9,87,56,951
Departmental and Judicial Deposits—	
Civil Deposits—	
Revenue Deposits .. Cr.	3,76,58,212
Civil Courts' Deposits .. Cr.	43,33,543
Criminal Courts' Deposits .. Cr.	15,15,392
Personal Deposits .. Cr.	1,30,07,494
Forest Deposits .. Cr.	16,19,212
Public Works Deposits .. Cr.	12,51,84,254
Deposits of Government Companies, Corporations, etc.
Trust Interest Fund .. Cr.	-5,26,328
Deposits for Service of Legal Documents in other countries .. Cr.	17
Deposits on account of Police Funds .. Cr.	2,14,073
Deposits for work done for public bodies or private individuals Cr.	-16,51,939
Municipal Taxes on Government Residential Buildings .. Cr.	57
Unclaimed Deposits in the General Provident Fund .. Cr.	97,348
Unclaimed Deposits in the Contributory Provident Fund .. Cr.	12,673
Unclaimed Deposits in the Defence Savings Provident Fund.. Cr.	843

AND BALANCES UNDER HEADS OF ACCOUNT RELATING TO
AND CONTINGENCY FUND—*contd.*

Receipts	Disbursements		Closing balance
3	4		5
Rs.	Rs.		Rs.
31,614	20,661	Cr.	60,071
..	..	Cr.	69,578
21,76,13,278	20,58,18,537	Cr.	9,36,48,726
..	..	Cr.	5,84,656
4,18,48,047	4,26,11,151	Cr.	13,37,583
75	..	Cr.	1,72,763
38,35,873	43,47,839	Cr.	-1,97,407 (a)
31,33,57,244	30,15,00,398	Cr.	11,06,13,797
2,10,53,054	1,85,68,571	Cr.	4,01,42,695
26,89,993	23,57,897	Cr.	46,65,639
7,25,331	2,19,938	Cr.	20,20,785
1,10,36,638	2,190	Cr.	2,40,41,942
28,96,246	23,71,740	Cr.	21,43,718
9,84,30,858	7,45,49,095	Cr.	14,90,66,017
40,39,898	..	Cr.	40,39,898
..	1,52,172	Cr.	-6,78,500 (a)
..	..	Cr.	17
..	..	Cr.	2,14,073
-17,166	..	Cr.	-16,69,105 (a)
..	..	Cr.	57
..	..	Cr.	97,348
..	..	Cr.	12,673
..	..	Cr.	843

(a) The *minus* balance is due to misclassification by Treasury Officers which is under reconciliation.

STATEMENT No. 16—STATEMENT OF RECEIPTS, DISBURSEMENTS
DEBT, DEPOSITS, REMITTANCES

Head of Account	Opening balance
1	2
	Rs.
Deposits of fees received by Government servants for work done for private bodies.	Cr. 5,30,393
Deposits in connection with Elections	.. Cr. 13,389
Deposits of Educational Institutions	.. Cr. 42,99,459
Assam Relief Fund	.. Cr. 1,001
Deposits on Account of moneys received by the Indian Red Cross Society and St. John Ambulance Association.	Cr. -36,526
Deposits on account of moneys received for the Wavell Home Appeal Fund.	Cr. 255
Deposits on account of Orissa Government Loans	.. Cr. 4,10,358
Total—Civil Deposits	.. Cr. 18,66,83,180
Transfers from Famine Relief Fund—	
Advances from Famine Relief Fund for financing State Loan Account.	Cr. 40,00,000
Total—Transfers from Famine Relief Fund	.. Cr. 40,00,000
Other Accounts—	
Subventions from Central Road Fund	.. Cr. 19,92,925
Deposit Account of grants made by the Indian Central Cotton Committee.	Cr. -7
Deposit Account of grants made by the Indian Central Jute Committee.	Cr. -2,37,959
Deposit Account of grants made by the Indian Council of Agricultural Research.	Cr. 9,89,723
Deposit Account of grants from the Central Government for Development of Handloom Industries.	Cr. 54,267
Deposit Account of grants made by the National Co-operative Development Corporation.	Cr. 10,34,247
Deposit Account of grants made by the Central Oil Seeds Committee.	Cr. -11,409
Deposits Account of grants made by the Central Silk Board	.. Cr. 32,080

AND BALANCES UNDER HEADS OF ACCOUNT RELATING TO
AND CONTINGENCY FUND—*contd.*

Receipts	Disbursements	Closing balance
3	4	5
Rs.	Rs.	Rs.
..	..	Cr. 5,30,393
6,994	500	Cr. 19,883
5,00,000	1,67,56,679	Cr. -1,19,57,220 (a)
..	..	Cr. 1,001
..	..	Cr. -36,526 (a)
..	..	Cr. 255
6,64,85,400	6,64,85,400	Cr. 4,10,358
20,78,47,246	18,14,64,182	Cr. 21,30,66,244
..	..	Cr. 40,00,000
..	..	Cr. 40,000,00
22,20,000	23,19,700	Cr. 18,93,225
..	..	Cr. -7 (b)
..	..	Cr. -2,37,959 (b)
..	..	Cr. 9,89,723
..	..	Cr. 54,267
..	30,000	Cr. 10,04,247
..	..	Cr. -11,409 (b)
..	..	Cr. 32,080

(a) The *minus* balance is due to misclassification by Treasury Officers which is under reconciliation.

(b) The *minus* balance was due to incurring expenditure by the drawing officers in anticipation of receipt of grant from outside bodies.

STATEMENT No. 16—STATEMENT OF RECEIPTS, DISBURSEMENTS
DEBT, DEPOSITS, REMITTANCES

Head of Account	Opening balance
1	2
	Rs.
Deposit Account of grants made by the Indian Central Cocoa- nut Committee.	Cr. 52,955
848 { Deposit Account of grants made by the Indian Central Areca nut Committee.	Cr. 39,962
Deposit Account of grants received from the Ford Foundation ..	Cr. 12,500
Deposit Account of grants received from the Central Govern- ment for food production drive scheme—Bonus for accelarating production of food grains.	Cr. 10,37,307
Deposit Account of Lift Irrigation Scheme ..	Cr. 74,700
Workmen's Benefit Fund ..	Cr. 2,745
Total—Other Accounts ..	Cr. 50,74,036
Total—C—Other Deposit Accounts ..	Cr. 29,45,14,167
Total—II—Deposits not bearing interest ..	Cr. 56,94,58,754
<i>III—Advances not bearing interest—</i>	
Departmental Advances—	
Civil Advances ..	Dr. —34,83,879
Special Advances ..	Dr. 5,74,89,426
850 { Forest Advances ..	Dr. 4,35,832
Revenue Advances—	
Advances for Survey operations—	
Revenue Survey Advances ..	Dr. 98,463
Total—Departmental Advances ..	Dr. 5,45,39,842
Permanent Advances—	
872 { Permanent Advances, Civil ..	Dr. 2,06,700
Accounts with the Government of other countries—	
879 { Accounts with the Government of Pakistan ..	Dr. 9,152
Accounts with the Government of Burma ..	Dr. 3,182
858 { Accounts with the Reserve Bank ..	Dr. 28,780
Total—III—Advances not bearing interest ..	Dr. 5,47,87,656

AND BALANCES UNDER HEADS OF ACCOUNT RELATING TO
AND CONTINGENCY FUND—*contd.*

Receipts	Disbursements		Closing balance
3	4		5
Rs.	Rs.		Rs.
..	..	Cr.	52,955
..	..	Cr.	39,962
..	..	Cr.	12,500
..	..	Cr.	10,37,307
..	..	Cr.	74,700
..	..	Cr.	2,745
22,20,000	23,49,700	Cr.	49,44,336
52,34,24,490	48,53,14,280	Cr.	33,26,24,377
61,94,96,914	50,19,97,155	Cr.	67,63,02,294 (A)
1,61,92,818	1,80,74,833	Dr.	-16,01,864
8,69,167	1,29,80,293	Dr.	6,96,00,552
3,39,59,794	3,39,50,980	Dr.	4,27,018
..	..	Dr.	98,463
5,10,21,779	6,50,06,106	Dr.	6,85,24,169
5,100	3,258	Dr.	2,04,858
..	..	Dr.	9,152
13,085	13,281	Dr.	3,378
1,734	5,399	Dr.	32,445
5,10,41,698	6,50,28,044	Dr.	6,87,74,002

(A) Decreased by Rs. 1,06,56,219 *vide* foot-note (a) at page 159

STATEMENT No. 16—STATEMENT OF RECEIPTS,
ACCOUNT RELATING TO DEBT, DEPOSITS,

Head of Account

Opening balance

1

2

Rs.

IV—Suspense—

Suspense Accounts—

858 (Suspense Account .. Dr. 99,74,976
 Cash Settlement Suspense Account .. Dr. 5,74,23,665
 Pay and Accounts Office Suspense .. Dr. 30,68,687

Central Accounts Office—

873 (Reserve Bank Suspense .. Dr. 49,71,942
 Cash Balance Investment Account .. Dr. 17,03,05,826
 Departmental Adjusting Account .. Cr. 3,96,98,436
 Tele-communication Accounts Officers' Suspense .. Dr. 4,353

858 (Payments on behalf of the Central Claims Organisation—

Pension and Provident Fund .. Dr. 1,378
 Total—Suspense Accounts .. Dr. 20,60,52,391

871 (Departmental and Similar Accounts—

Civil Departmental Balances .. Dr. 42,77,693
 Total—IV—Suspense .. Dr. 21,03,30,084

V—Miscellaneous—

880 (Miscellaneous Government Account .. (g)
 Total—T—Deposits and Advances .. Cr. 35,35,40,997

DISBURSEMENTS AND BALANCES UNDER HEADS OF
REMITTANCES AND CONTINGENCY FUND—*contd.*

Receipts	Disbursements	Closing balance
3	4	5
Rs.	Rs.	Rs.
83,60,054	81,07,792	Dr. 97,22,714
1,80,83,776	96,60,059	Dr. 4,89,99,948
15,54,674	21,02,042	Dr. 36,16,055
..
-2,08,117	-48,61,659	Dr. 3,18,400
104,96,47,998	90,95,25,000	Dr. 3,01,82,828
-4,08,13,124	-17,599	Dr. 10,97,089
..	-132	Dr. 4,221
..	-25	Dr. 1,353
103,66,25,261	92,45,15,478	Dr. 9,39,42,608 ✓
..
1,93,07,784	1,94,25,361	Dr. 43,95,270
105,59,33,045	94,39,40,839	Dr. 9,83,37,878
..	520	(g)
1,73,07,54,188	1,51,53,08,609	Cr. 55,83,30,877(h)

(g) Closed to "Government Account" vide note 4 under statement No. 8

(h) Decreased by Rs. 1,06,55,699, (1,06,56,219 vide foot note (a) at Page 159 minus Rs. 520 vide note (g) above.)

STATEMENT No. 16—STATEMENT OF RECEIPTS,
ACCOUNT RELATING TO DEBT, DEPOSITS,

Head of Account	Opening Balance
1	2
	Rs.

U—Remittances—

Cash Remittances and Adjustments between officers rendering
accounts to the same Accountant General—

Cash Remittances between Treasuries	.. Dr.	1,16,58,490
Forest Remittances	.. Cr.	20,53,141
Public Works Remittances	.. Dr.	14,26,10,327
Transfers between Public Works Officers	.. Dr.	3,65,11,530
Miscellaneous Remittances	.. Dr.	16,844
Total—Cash Remittances, etc.	.. Dr.	18,87,44,050

Reserve Bank of India Remittances	.. Dr.	6,53,867
Adjusting Account between Central and State Governments	.. Dr.	4,64,89,660
Adjusting Account with Railways	.. Dr.	1,24,044
Adjusting Account with Post & Telegraphs	.. Cr.	23,04,610
Adjusting Account with Defence	.. Dr.	3,52,741
Inter State Suspense	.. Dr.	4,04,441
Total—U—Remittances	.. Dr.	23,44,64,193
Total—Part—III—Public Account	..	
Total—Receipts/Disbursements under Part-I, II and III

X—CASH BALANCE —

Cash balances—

Cash in Treasuries	.. Dr.	46,10,988
Deposits with the Reserve Bank	.. Cr.	22,10,26,745
Total—Cash—Balance	.. Cr.	21,64,15,757
Grand Total

DISBURSEMENTS AND BALANCES UNDER HEADS
REMITTANCES AND CONTINGENCY FUND -concl'd.

Receipts	Disbursements	Closing balance	
3	4	5	
Rs.	Rs.	Rs.	
12,76,98,645	13,47,46,335	Dr.	1,87,06,180
13,85,76,026	13,68,28,706	Cr.	38,00,461
78,17,45,448	82,23,58,854	Dr.	18,32,23,733
1,77,821	-48	Dr.	3,63,33,661
..	..	Dr.	16,844
104,81,97,940	109,39,33,847	Dr.	23,44,79,957
84,25,127	87,03,717	Dr.	9,32,457
-3,20,63,953	-7,25,55,026	Dr.	59,98,587
-1,38,086	-3,596	Dr.	2,58,534
20,83,512	38,41,620	Cr.	5,46,502
52,347	4,09,353	Dr.	7,09,747
1,93,972	58,056	Dr.	2,68,525
102,67,50,859	103,43,87,971	Dr.	24,21,01,305
286,26,97,167	259,54,60,030		..
580,54,91,583	573,13,31,935		..
..	..	Dr.	5,89,79,692
..	..	Cr.	20,12,35,801
..	..	Cr.	14,22,56,109
558,90,75,826	558,90,75,826		..

STATEMENT No. 17—DETAILED STATEMENT
OBLIGATIONS OF

Description of Debt	When raised	Amount on the 1st April 1973
1	2	3
		Rs.
SECTION A—PUBLIC DEBT—		
Permanent Debt—		
<i>(a) Loans bearing Interest—</i>		
(i) 4½ per cent Orissa Government Loan 1974	.. 1962-63	7,71,62,700
(ii) 4½ per cent Orissa Government Loan 1976	.. 1964-65	8,76,23,400
(iii) 5½ per cent Orissa Government Loan 1977	.. 1965-66	8,37,31,500
(iv) 5½ per cent Orissa Government Loan 1978	.. 1966-67	6,21,80,500
(v) 5½ per cent Orissa Government Loan 1979	.. 1967-68	4,39,81,600
(vi) 5½ per cent Orissa Government Loan 1980	.. 1968-69	4,98,93,100
(vii) 5½ per cent Orissa Government Loan 1981	.. 1969-70	7,14,19,300
(viii) 5½ per cent Orissa Government Loan 1982	.. 1970-71	6,67,55,114
(ix) 5½ per cent Orissa Government Loan 1983	.. 1971-72	7,76,29,100
(x) 5½ per cent Orissa Government Loan 1984	.. 1972-73	9,35,78,100
(xi) 5½ per cent Orissa Government Loan 1985	.. 1973-74	..
Total—(a)—Loans bearing Interest	71,39,54,414
<i>(b) Loans not bearing Interest—Expired Loans—</i>		
(i) 4 per cent Orissa Government Loan 1968	.. 1956-57	10,29,737
(ii) 4 per cent Orissa Government Loan 1969	.. 1960-61	12,67,610
(iii) 4½ per cent Orissa Government Loan 1970	.. 1958-59	1,01,28,812
(iv) 4 per cent Orissa Government Loan 1971	.. 1959-60	1,02,82,300
(v) 4½ per cent Orissa Government Loan 1972	.. 1961-62	39,47,600
Total—(b)—Loans not bearing Interest—Expired Loans	2,66,56,059
Total—Permanent Debt	74,06,10,473
Floating Debt—		
Other Floating Loans—		
Ways and Means Advances from the Reserve Bank of India
Cash Credit Advances from the State Bank of India
Total—Floating Debt

603

Market loans
bearing interestMarket loans
not bearing
interest

W & M

**OF DEBT AND OTHER INTEREST BEARING
GOVERNMENT**

Additions during the year	Discharges during the year	Amount on the 31st March 1974
4	5	6
Rs.	Rs.	Rs.
..	..	7,71,62,700
..	..	8,76,23,400
..	..	8,37,31,500
..	..	6,21,80,500
..	..	4,39,81,600
..	..	4,98,93,100
..	..	7,14,19,300
..	..	6,67,55,114
..	..	7,76,29,100
..	..	9,35,78,100
6,64,85,400	..	6,64,85,400
6,64,85,400	..	78,04,39,814
..	40,600	9,89,137
..	2,00,700	10,66,910
..	90,200	1,00,38,612
..	1,27,500	1,01,54,800
..	14,39,200	25,08,400
..	18,98,200	2,47,57,859
6,64,85,400	18,98,200	80,51,97,673
14,42,00,000	14,42,00,000	..
4,00,00,000	..	4,00,00,000
18,42,00,000	14,42,00,000	4,00,00,000

**STATEMENT No. 17—DETAILED STATEMENT
OBLIGATIONS OF**

Description of Debt	When raised	Amount on the 1st April 1973
1	2	3
		Rs.
Loans from the Central Government—		
Grow More Food scheme	4,59,17,638
Electricity Schemes	3,56,57,196
Expansion of power facilities	49,48,349
Hirakud Dam Project (including water courses)	87,49,00,621
Mahanadi Delta Irrigation Scheme	6,08,18,263
Rehabilitation of displaced persons from erstwhile East Pakistan.	89,73,210
Industrial Housing Scheme	15,31,910
Subsidised Industrial Housing Scheme	29,43,831
Village Housing Project Scheme	31,60,025
Low Income Group Housing Scheme	1,11,97,255
Police Housing Scheme	2,18,99,622
Community Development Projects	2,43,37,855
Flood and Drought Relief	29,42,62,727
Flood Control Scheme	4,90,15,120
Financing Expenditure on Development Schemes	132,65,17,484
Scheme for supplying Small Savings Collections	26,09,99,499
Development of Handloom Industry	22,22,052
Minor Irrigation Works	3,95,08,613
Small scale and Cottage Industries	36,23,797
Financing Minor Ports	33,12,711
Establishment of Industrial Estate at Cuttack	79,17,441
Subscribing to the Share Capital of Orissa State Financial Corporation.	4,71,832
Participating in the Share Capital of Co-operative Societies.	4,29,826
Urban Water-supply Scheme	13,83,827
Slum Clearance Scheme	14,90,188
Other Miscellaneous Schemes	139,60,39,016
Construction of Storage Godown in the intensive Agricultural areas.	11,67,670
Rehabilitation of Goldsmiths	23,43,432
Paradeep Port Project	2,73,03,669
Balimela Dam Project	9,40,00,000
Rehabilitation of Repatriates from Burma	90,08,209
Share out of proceeds of borrowing (in lieu of open Market Loan, 1975).	8,00,00,000
Total—Loans from the Central Government	469,73,02,888

OF DEBT AND OTHER INTEREST BEARING
GOVERNMENT—*contd.*

Additions during the year	Discharges during the year	Amount on the 31st March 1974
4	5	6
Rs.	Rs.	Rs.
..	1,73,74,528	2,85,43,110
..	10,02,863	3,46,54,333
..	2,44,154	47,04,195
..	1,19,42,176	86,29,58,445
..	65,032	6,07,53,231
..	4,62,549	85,10,661
..	..	15,31,910
..	1,26,629	28,17,202
..	2,58,557	29,01,468
..	3,77,271	1,08,19,984
28,76,000	8,24,248	2,39,51,374
..	57,96,296	1,85,41,559
..	4,08,91,317	25,33,71,410
10,91,00,000	18,53,177	15,62,61,943
22,89,00,000	21,12,69,626	134,41,47,858
10,33,00,000	1,57,00,000	34,85,99,499
..	4,25,993	17,96,059
6,67,00,000	57,54,740	10,04,53,873
..	8,57,055	27,66,742
..	1,97,835	31,14,876
..	8,97,294	70,20,147
..	53,061	4,18,771
..	1,06,915	3,22,911
..	65,661	13,18,166
..	44,587	14,45,601
32,33,72,650	5,21,95,454	166,72,16,212
..	1,47,388	10,20,282
2,00,000	7,05,968	18,37,464
..	1,45,20,824	1,27,82,845
..	13,13,625	9,26,86,375
2,14,000	..	92,22,209
..	..	8,00,00,000
83,46,62,650	38,54,74,823	514,64,90,715

STATEMENT No. 17—DETAILED STATEMENT OF DEBT AND

Description of Debt	When raised	Amount on the 1st April 1973
1	2	3
		Rs.
Other Loans—		
603 Loans from the National Agricultural Credit (Long term operation) Fund of the Reserve Bank of India.	..	3,01,21,783
603 Loans from the National Co-operative Development Corporation.	..	3,31,89,885
603 Loans from the Life Insurance Corporation of India.	..	12,66,00,946
603 Loans from the Khadi and Village Industries Commission.	..	12,00,000
Total—Other Loans	19,11,12,614
Total—Public Debt	562,90,25,975
SECTION—B—UNFUNDED DEBT—		
State Provident Funds—		
805 General Provident Fund	26,34,59,567
Indian Civil Service Provident Fund	1,95,585
Indian Civil Service (Non-European Members) Provident Fund.	1,12,508
All India Services Provident Funds	55,84,571
Contributory Provident Funds	45,49,715
Total—State Provident Funds	27,39,01,946
Total—Unfunded Debt	27,39,01,946
Total—Debt and other Interest bearing obligations	590,29,27,921

OTHER INTEREST BEARING OBLIGATIONS OF
GOVERNMENT—*concl.*

Additions during the year	Discharges during the year	Amount on the 31st March 1974
4	5	6
Rs.	Rs.	Rs.
88,64,000	36,35,217	3,53,50,566
72,59,300	30,24,233	3,74,24,952
110,00,000	40,34,269	13,35,66,677
..	..	12,00,000
2,71,23,300	1,06,93,719	20,75,42,195
111,24,71,350	54,22,66,742	619,92,30,583
10,29,01,106	4,46,99,339	32,16,61,334
12,000	..	2,07,585
6,190	..	1,18,698
13,09,726	7,19,710	61,74,587
9,63,098	3,44,401	51,68,412
10,51,92,120	4,57,63,450	33,33,30,616
10,51,92,120	4,57,63,450	33,33,30,616
121,76,63,470	58,80,30,192	653,25,61,199

5422.67
-3854.75
1567.92

STATEMENT No. 18—DETAILED STATEMENT OF LOANS AND

Detailed head of account	Balance on the 1st April 1973	Amount advanced during 1973-74
1	2	3
	Rs.	Rs.
Q—LOANS AND ADVANCES BY THE STATE/ UNION TERRITORY GOVERNMENTS—		
(I) LOANS TO LOCAL FUNDS, PRIVATE PARTIES, ETC.—		
684 (a) Loans to Municipal Corporations and Municipalities.	1,63,14,839	19,88,800
714 (b) Loans to Panchayati Raj Institutions ..	52,51,514	8,900
(c) Loans to Disrrict and other Local Fund Committees—		
705 Loans to Market Committees ..	11,11,148	1,15,000
Total—(c)—Loans to District and other Local Fund Committees.	11,11,148	1,15,000
698 (d) Loans to Co-operative Institutions and Banks—		
(1) Loans to Orissa State Co-operative Housing Corporation.	47,02,770	..
(2) Loans to Orissa State Co-operative Land Development Bank.	3,20,65,415	..
(3) Loans to Orissa State Co-operative Bank	-84,65,205	..
(4) Loans to Central Co-operative Banks ..	1,49,87,467	..
(5) Loans to Khadi and Village Industries Co-operative Societies out of Funds of Khadi and Village Industries Commission.	12,00,000	..
(6) Loans to Orissa Provincial Co-operative Land Mortgage Bank.	..	30,00,000
(7) Loans to Central Co-operative Banks for production purposes.	..	20,00,000
(8) Loans to Regional Marketing Co- operative Societies for construction of godowns.	..	24,68,012
(9) Loans to Regional Marketing Co- operative Societies for transport vehicle.	..	1,50,000
(10) Loans to Regional Marketing Co- operative Societies for establishment of service repair centre for tractor and other agricultural machinaries.	..	20,000

ADVANCES MADE BY GOVERNMENT

Total	Amount repaid during 1973-74	Balance on the 31st March 1974	Interest received and credited to Revenue
4	5	6	7
Rs.	Rs.	Rs.	Rs.
1,83,03,639	12,33,917	1,70,69,722	2,43,546
52,60,414	6,46,043	46,14,371	59,020
12,26,148	4,27,711	7,98,437	5,250
12,26,148	4,27,711	7,98,437	5,250
47,02,770	3,51,553	43,51,217	13,896
3,20,65,415	..	3,20,65,415	7,11,195
-84,65,205	31,78,631	-1,16,43,836(a)	..
1,49,87,467	21,31,661	1,28,55,806	3,21,736
12,00,000	..	12,00,000	..
30,00,000	..	30,00,000	34,828
20,00,000	41,853	19,58,147	14,200
24,68,012	39,384	24,28,628	3,794
1,50,000	..	1,50,000	..
20,000	..	20,000	..

(a) The *minus* balance is due to misclassification by Treasury Officers/Departmental Officers and is under reconciliation.

STATEMENT No. 18—DETAILED STATEMENT OF LOANS

Detailed head of account	Balance on the 1st April 1973	Amount advanced dur'ng 1973-74
1	2	3
	Rs.	Rs.
(11) Loans to State Co-operative Marketing Society	1,62,20,760	..
(12) Loans to Regional Marketing Co-operative Societies	3,42,848	..
(13) Loans to Co-operative Cold Storages	9,60,892	..
(14) Loans to Aska Co-operative Sugar Industries, Ltd	16,21,614	..
(15) Loans to Bargarh Co-operative Sugar Mills	7,00,000	..
(16) Loans to Consumers' Co-operative Stores	28,69,910	2,11,000
(17) Loans to Fishermen Co-operative Societies (Marine)	14,85,424	..
(18) Loans to Co-operative Farming Societies	5,25,713	..
(19) Loans to Primary Credit Co-operatives	12,68,992	..
(20) Loans to Labour Contract Co-operative Societies	6,27,961	..
(21) Loans to Co-operatives under National Extension Service Scheme	6,06,116	..
(22) Loans for Development of Handicrafts	16,14,194	1,50,000
(23) Loans for Development of Handloom Industries	85,00,525	1,34,000
(24) Loans to Orissa State Co-operative Marketing Societies for establishment of Rice bran Oil Mill	..	22,00,000(a)
(25) Loans to Co-operative Societies in Tribal areas	11,14,468	10,87,500
(26) Loans to Orissa State Co-operative Marketing Societies for distribution of fertilisers	..	75,00,000
(27) Loans to Patapole slum dwellers Co-operative Building Society for construction of tenements at Cuttack town	..	50,000
(28) Loans to other Co-operative Societies	19,82,121	30,000
Total—(d)—Loans to Co-operative Institutions and Banks	8,49,31,985	1,90,00,512

(a) Rs. 22,00,000 spent from out of the advance from the contingency Fund during 1972-73 and recouped to the fund during 1973-74.

AND ADVANCES MADE BY GOVERNMENT—*contd.*

Total	Amount repaid during 1973-74	Balance on the 31st March 1974	Interest received and credited to Revenue
4	5	6	7
Rs.	Rs.	Rs.	Rs.
1,62,20,760	94,90,510	67,30,250	18,344
3,42,848	1,71,216	1,71,632	1,312
9,60,892	11,000	9,49,892	..
16,21,614	1,10,984	15,10,630	..
7,00,000	..	7,00,000	..
30,80,910	..	30,80,910	3,63,933
14,85,424	43,247	14,42,177	..
5,25,713	..	5,25,713	..
12,68,992	..	12,68,992	..
6,27,961	..	6,27,961	4,001
6,06,116	..	6,06,116	..
17,64,194	..	17,64,194	275
86,34,525	1,26,059	85,08,466	240
22,00,000	..	22,00,000	..
22,01,968	..	22,01,968	..
75,00,000	..	75,00,000	..
50,000	..	50,000	..
20,12,121	1,10,129	19,01,992	4,495
10,39,32,497	1,58,06,227	8,81,26,270	14,92,249

STATEMENT No. 18—DETAILED STATEMENT OF LOANS

Detailed head of account	Balance on the 1st April 1973	Amount advanced during 1973-74
1	2	3
	Rs.	Rs.
767 (e) Loans to Land holders and other Notabilities	49	..
714 (f) Loans and Advances under Community Development Programme.	37,45,036	..
(g) Loans and Advances to Displaced Persons—		
688 Loans to displaced persons ..	98,18,971	2,80,000
Loans to Repatriates from Burma ..	1,04,34,609	8,11,100
Total—(g)—Loans and Advances to Displaced Persons.	2,02,53,580	10,91,100
(h) Advances to Cultivators—		
Advances to Cultivators under L. I. Act, 1883—		
705 (1) Ordinary Loans ..	1,63,274	1,97,300
(2) Loans in connection with grow more food.	12,00,419	..
(3) Loans in connection with drought ..	20,56,570	..
688 (4) Loans in connection with flood relief ..	47,30,418	34,22,300
(5) Loans for construction of open wells for irrigation purposes.	9,31,390	..
(6) Loans in connection with cyclone ..	17,37,847	..
(7) Special, medium and long-term loans for development of agriculture.	1,02,532	..
Advances to Cultivators under A. L. Act., 1884—		
705 (1) Ordinary advances in case of distress ..	-2,27,91,376	2,99,929
(2) Loans in connection with drought ..	4,81,96,198	..
(3) Loans in connection with flood ..	1,62,91,981	43,55,000
(4) Loans in connection with cyclone ..	79,49,145	..
(5) Loans to people of flood affected areas for house building purposes.	68,51,149	2,40,000
688 (6) Loans to fishermen, artisans, etc. for replacement of boats, etc.	10,00,000	..
(7) Loans for vegetable potato seed production	53,73,666	11,66,121
(8) Loans for intensive production of groundnuts	17,24,133	..
(9) Short term loan for seeds, fertilisers, and pesticides, etc.	5,88,102	..
(10) Loans for purchase of inputs and cash loans	2,70,36,211	72,23,560
(11) Loans for seeds ..	-26,45,912	..
(12) Other loans ..	21,67,598	..
Total—(h)—Advances to Cultivators ..	10,26,63,345	1,69,04,210

AND ADVANCES MADE BY GOVERNMENT—*contd.*

Total	Amount repaid during 1973-74	Balance on the 31st March 1974	Interest received and credited to Revenue
4	5	6	7
Rs.	Rs.	Rs.	Rs.
49	..	49	..
37,45,036	28,96,725	8,48,311	68,201
1,00,98,971	4,85,549	96,13,422	2,403
1,12,45,709	76,382	1,11,69,327	56,224
2,13,44,680	5,61,931	2,07,82,749	58,627
3,60,574	16,49,224	-12,88,650(a)	1,79,493
12,00,419	48,848	11,51,571	16,689
20,56,570	95,547	19,61,023	..
81,52,718	83,011	80,69,707	..
9,31,390	..	9,31,390	..
17,37,847	153	17,37,694	..
1,02,532	..	1,02,532	..
-2,24,91,447	1,41,78,936	-3,66,70,383(a)	8,61,365
4,81,96,198	17,61,809	4,64,34,389	..
2,06,46,981	5,28,631	2,01,18,350	..
79,49,145	5,63,817	73,85,328	..
70,91,149	1,54,468	69,36,681	..
10,00,000	..	10,00,000	..
65,39,787	7,97,731	57,42,056	15,078
17,24,133	18,538	17,05,595	..
5,88,102	10,044	5,78,058	..
3,42,59,771	..	3,42,59,771	1,888
-26,45,912	29,16,705	-55,62,617(a)	10,515
21,67,598	3,26,720	18,40,878	10,577
11,95,67,555	2,31,34,182	9,64,33,373	10,95,605

(a) The minus balance is due to misclassification by Treasury/Departmental officers and is under reconciliation.

STATEMENT No. 18—DETAILED STATEMENT OF LOANS

Detailed head of account		Balance on the 1st April 1973	Amount advanced during 1973-74
1		2	3
		Rs.	Rs.
	(i) Loans to Statutory Corporations, Boards and Government Companies—		
721	(1) Loans under State-Aid to Industries Act ..	54,34,742 ✓	4,97,672
734	(2) Loans to Orissa State Electricity Board ..	78,13,68,704 ✓	1,70,74,000
720	(3) Loans to Orissa Industrial Development Corporation.	9,04,61,600 ✓	..
712	(4) Loans to Orissa Fisheries Development Corporation.	25,90,418 ✓	19,000
728	(5) Loans to Orissa Mining Corporation ..	1,25,50,000 ✓	..
738	(6) Loans to Orissa State Commercial Transport Corporation.	2,09,99,152 ✓	..
721	(7) Loans to Orissa Agro and Small Industries Corporation.	24,50,000 ✓	8,00,000
721	(8) Loans to Orissa Small Industries Corporation	7,87,500 ✓	35,00,000
	(9) Loans to Orissa State Housing Board out of Life Insurance Corporation Funds for Low Income Group Housing Scheme.	29,99,314	..
683	(10) Loans to Orissa State Housing Board for Low Income Group Housing Scheme.	39,00,000	6,00,000
	(11) Loans to Orissa State Housing Board for Middle Income Group Housing Scheme.	37,50,000	7,50,000
	(12) Loans to Orissa State Housing Board for acquisition and development of land.	5,00,000 ✓	5,00,000
722	(13) Loans to Orissa Construction Corporation ..	9,96,228 ✓	..
767	(14) Other Loans ..	1,55,839 ✓	..
721	(15) Loans to Orissa Agro and Small Industries Corporation for hire purchase of indigenous machinery etc.	..	25,00,000
	Total—(i)—Loans to Statutory Corporations etc.	92,89,43,497	2,62,40,672

Loans to Orissa Fish Corp. — 89,785 = 00
 Loans to O.R.T. Co. — ~~51,599 = 93~~
 Loans to K. & V. Board — 51,599 = 93
 Loans to Orissa State Housing Board () 81,069 = 67
 66,15 = 03
1,55,839 = 57

AND ADVANCES MADE BY GOVERNMENT—*contd.*

Total	Amount repaid during 1973-74	Balance on the 31st March 1974	Interest received and credited to Revenue
4	5	6	7
Rs.	Rs.	Rs.	Rs.
59,32,414	29,16,546	30,15,868	75,100
79,84,42,704	50,40,922	79,34,01,782	1,53,000
9,04,61,600	..	9,04,61,600	..
26,09,418	-400	26,09,818	..
1,25,50,000	..	1,25,50,000	..
2,09,99,152	..	2,09,99,152	..
32,50,000	..	32,50,000	..
42,87,500	..	42,87,500	..
29,99,314	..	29,99,314	..
45,00,000	..	45,00,000	..
45,00,000	..	45,00,000	..
10,00,000	..	10,00,000	..
9,96,228	2,00,000	7,96,228	65,000
1,55,839	1,14,432	41,407	..
25,00,000	..	25,00,000	..
95,51,84,169	82,71,500	94,69,12,669	2,93,100

~~25,000~~
25,000

STATEMENT No. 18—DETAILED STATEMENT OF LOANS

Detailed head of account		Balance on the 1st April 1973	Amount advanced during 1973-74
1		2	3
		Rs.	Rs.
(f) Miscellaneous Loans and Advances—			
683	(1) Loans to Landless labourers and loans for construction of fire-proof houses.	1,13,91,550	
683	(2) Loans for Village Housing Project Schemes ..	54,23,484	12,23,050
	(3) Loans under Low Income Group Housing Scheme	1,23,15,280	13,37,970
683	(4) Loans under Middle Income Group Housing Scheme.	1,41,90,783	11,76,140
683	(5) Loans to private employees under subsidised Industrial Housing Scheme.	24,89,355	3,25,250
683	(6) House building loans financed by the Life Insurance Corporation to the people affected by natural calamities.	82,39,351	36,450
695	(7) Loans to Goldsmiths for rehabilitation ..	48,88,646	..
721	(8) Loans for Rural Industries Projects ..	28,22,941	5,14,000
710	(9) Loans for purchase of Banuer Ewes and Rams ..	5,80,285	..
704	(10) Loans for construction of rural godowns ..	12,13,980	..
677	(11) Loans to Educational Institutions ..	5,71,140	..
677	(12) Advances under National Loan Scholarship Scheme	1,09,12,226	11,06,000
677	(13) (i) Advances to Loan stipendiaries from Orissa Loan Stipend Fund.	43,38,959	21,11,890
677	(ii) Deduct—Amount met from Orissa Loan Stipend Fund.	—43,38,959	—21,11,890
720	(14) Loans to Orissa Cotton Mills Limited	6,35,000
767	(15) Other Loans ..	33,57,288	5,50,000
Total—(j)—Miscellaneous Loans and Advances		7,83,96,309	69,03,860
Total—I—Loans to Local Funds, Private Parties, etc.		124,16,11,302	7,22,53,054

35,19,259
 41,407
 35,60,666

AND ADVANCES MADE BY GOVERNMENT—*contd.*

Total	Amount repaid during 1973-74	Balance on the 31st March 1974	Interest received and credited to Revenue
4	5	6	7
Rs.	Rs.	Rs.	Rs.
1,13,91,550	..	1,13,91,550	..
66,46,534	41,82,092	24,64,442	2,45,516
1,36,53,250	7,15,807	1,29,37,443	7,59,423
1,53,66,923	6,19,827	1,47,47,096	7,31,257
28,14,605	1,40,188	26,74,417	1,29,769
82,75,801	..	82,75,801	1,01,000
48,88,646	3,175	48,85,471	362
33,36,941	..	33,36,941	34,182
5,80,285	..	5,80,285	..
12,13,980	48,388	11,65,592	18,958
5,71,140	..	5,71,140	..
1,20,18,226	2,16,387	1,18,01,839	..
64,50,849	..	64,50,849	..
—64,50,849	..	—64,50,849	..
6,35,000	..	6,35,000	..
39,07,288	3,88,029	35,19,259	1,34,37,386
8,53,00,169	63,13,893	7,89,86,276	1,54,57,853
131,38,64,356	5,92,92,129	125,45,72,227	1,87,73,451

STATEMENT No. 18—DETAILED STATEMENT OF LOANS

Detailed head of account	Balance on the 1st April 1973	Amount advanced during 1973-74
1	2	3
	Rs.	Rs.
II—LOANS TO GOVERNMENT SERVANTS—		
(a) House Building Advances ..	2,03,31,338	75,43,588
(b) Advances for purchase of Motor Conveyances	83,43,741	24,01,784
(c) Advances for purchase of other conveyances	8,23,494	4,01,929
(d) Other Advances ..	3,86,66,474	2,23,050
Total—II—Loans to Government servants, etc.	6,81,65,047	1,05,70,351
Total—Q—Loans and Advances, etc. ..	130,97,76,349	8,28,23,405

Details of loans advanced during the year for "Plan" purpose are given below :—

Major heads of account	Amount Rs.
Loans to Municipal Corporations and Municipalities	19,88,800
Loans to Panchayati Raj Institutions ..	8,900
Loans to District and other Local Fund Committees ..	1,15,000
Loans to Co-operative Institutions and Banks ..	65,00,512
Advances to Cultivators ..	11,66,121
Loans to Statutory Corporations, Boards and Government Companies.	1,64,21,672
Miscellaneous Loans and Advances ...	52,11,410
Total ..	3,14,12,415

AND ADVANCES MADE BY GOVERNMENT—*concl'd.*

Total	Amount repaid during 1973-74	Balance on the 31st March 1974	Interest received and credited to Revenue
4	5	6	7
Rs.	Rs.	Rs.	Rs.
2,78,74,926	25,49,278	2,53,25,648	1,17,719
1,07,45,525	24,36,016	83,09,509	1,08,030
12,25,423	6,98,914	5,26,509	16,065
3,88,89,524	1,65,40,530	2,23,48,994	..
7,87,35,398	2,22,24,738	5,65,10,660	2,41,814
139,25,99,754	8,15,16,867	131,10,82,887	1,90,15,265

STATEMENT No. 19—STATEMENT SHOWING THE

Head of Account 1	Balance on the 1st April 1973		

	Cash	Investment	Total
	2	3	4
	Rs.	Rs.	Rs.
I—SINKING FUNDS—*			
Loans from Central Government —			
Loans for Industrial Housing Scheme	7,00,110	9,69,622	16,69,732
Permanent Debt—			
4½ per cent Orissa Government Loan, 1974.	5,82,83,046	2,04,82,916	7,87,65,962
4¾ per cent Orissa Government Loan, 1976.	5,47,83,960	1,59,83,250	7,07,67,210
5½ per cent Orissa Government Loan, 1977.	3,60,68,977	2,36,91,861	5,97,60,838
5½ per cent Orissa Government Loan, 1978.	1,05,52,791	2,92,61,400	3,98,14,191
5¾ per cent Orissa Government Loan, 1979.	99,07,091	1,39,81,650	2,38,88,741
5¾ per cent Orissa Government Loan, 1980.	71,80,922	1,30,00,000	2,01,80,922
5¾ per cent Orissa Government Loan, 1981.	33,35,329	1,77,27,800	2,10,63,129
5¾ per cent Orissa Government Loan, 1982.	1,61,03,600	30,00,000	1,91,03,600
5¾ per cent Orissa Government Loan, 1983.	1,29,00,000	..	1,29,00,000
5¾ per cent Orissa Government Loan, 1984.	56,00,000	..	56,00,000
5¾ per cent Orissa Government Loan, 1985.
Loans from the Government of India in lieu of open market Loan, 1975.	4,64,57,200	..	4,64,57,200
Loans received from the Life Insurance Corporation of India for various Housing Schemes.	48,28,000	..	48,28,000
Total—Sinking Funds	.. 26,67,01,026	13,80,98,499	40,47,99,525

* Loan-wise details of contribution made from Revenue to Sinking Funds, depreciation funds and investments from out of the accumulations in the Sinking Fund Account of the respective loans are given in annexure to this statement.

STATEMENT No. 19
AMORTISATION OF LOANS

Gain on realisation of securities	Interest on Investment	Total	Loss on realisation of securities	Amount trans- ferred to Miscellane- ous Govern- ment Acco- unt on Matu- rity of Loans	Balance on the 31st March 1974
4	5	6	7	8	9
Rs.	Rs.	Rs.	Rs.	Rs.	Rs.
..	50,524	17,20,256	17,20,256
..	8,86,257	6,92,47,919	6,92,47,919
..	6,31,250	6,64,17,260	6,64,17,260
..	9,13,749	5,72,57,987	5,72,57,987
..	12,73,840	3,94,48,431	3,94,48,431
..	7,53,008	2,41,29,049	2,41,29,049
..	7,00,000	2,10,20,422	2,10,20,422
..	12,33,779	2,23,69,508	2,23,69,508
..	1,65,000	2,19,10,400	2,19,10,400
..	..	1,93,50,000	1,93,50,000
..	..	1,12,00,000	1,12,00,000
..	..	55,40,000	55,40,000
..	..	5,80,71,500	5,80,71,500
..	..	55,52,000	55,52,000
..	66,07,407	42,32,34,732	42,32,34,732

DEPRECIATION OF LOANS


..	..	1,04,04,300	1,04,04,300
..	..	1,05,15,300	1,05,15,300
..	..	87,89,300	87,89,300
..	..	55,95,400	55,95,400
..	..	32,97,300	32,97,300
..	..	29,96,800	29,96,800
..	..	43,03,200	43,03,200
..	..	30,03,600	30,03,600
..	..	4,89,05,200	4,89,05,200
..	66,07,407	47,21,39,932	47,21,39,932

ANNEXURE TO
SINKING FUNDS INVESTMENT

Description of Loan	Balance on the 1st April 1973	Purchase of securities
1	2	3
	Rs.	Rs.
Industrial Housing Scheme	.. 9,69,622	..
4½ percent Orissa Government Loan-1974	.. 2,04,82,916	..
4¾ percent Orissa Government Loan-1976	.. 1,59,83,250	..
5½ percent Orissa Government Loan-1977	.. 2,36,91,861	..
5½ percent Orissa Government Loan-1978	.. 2,92,61,400	..
5¾ percent Orissa Government Loan-1979	.. 1,39,81,650	..
5¾ percent Orissa Government Loan-1980	.. 1,30,00,000	..
5¾ percent Orissa Government Loan-1981	.. 1,77,27,800	..
5¾ percent Orissa Government Loan-1982	.. 30,00,000	..
Total—Investments	.. 13,80,98,499	..

STATEMENT No. 19—*concl'd.*
ACCOUNT

Total	Sale of securities	Balance on the 31st March 1974	Remarks	
			Face value	Market value on the 31st March 1974
4	5	6	7	8
Rs.	Rs.	Rs.	Rs.	Rs.
9,69,622	..	9,69,622	9,67,200	9,53,189
2,04,82,916	..	2,04,82,916	2,06,19,200	2,05,34,780
1,59,83,250	..	1,59,83,250	1,62,50,000	1,61,55,225
2,36,91,861	..	2,36,91,861	2,38,55,500	2,34,25,705
2,92,61,400	..	2,92,61,400	2,94,43,800	2,94,32,780
1,39,81,650	..	1,39,81,650	1,40,21,400	1,39,14,437
1,30,00,000	..	1,30,00,000	1,30,00,000	1,28,44,000
1,77,27,800	..	1,77,27,800	1,77,27,800	1,75,11,333
30,00,000	..	30,00,000	30,00,000	29,28,000
13,80,98,499	..	13,80,98,499	13,88,84,900	13,76,99,449



APPENDICES

1871

APPENDIX I

Investment of Government at the end of 1971-72, 1972-73 and 1973-74 and the dividend/interest earned therefrom

(Referred to in the explanatory note 1 under statement no. 2 (i) at page 14)

(Amount in lakhs of rupees)

	1971-72			1972-73			1973-74		
	No. of concerns	Amount	Dividend/interest received	No. of concerns	Amount	Dividend/interest received	No. of concerns	Amount	Dividend/interest received
1	2	3	4	5	6	7	8	9	10
Statutory Corporations ..	2	75'97	2'40	2	77'05	2'40	2	78'03	2'40
Fully State owned Companies.	6	30,95'63	..	6	32,42'15	..	8	33,72'46	..
Other Government Companies.	45	1,80'34	2'34	47	2,03'53	2'34	49	3,07'32	0'43
Joint Stock Companies ..	25	1,01'04	2'74	26	1,20'18	4'69	26	1,37'68	3'74
Co-operative Institutions ..	3,287	10,87'07	2'93	4,140	13,67'43	0'63	4,168	15,43'49	4'60
Total ..	3,365	45,40'05	11'41	4,221	50,10'34	10'06	4,253	54,38'98	11'17

APPENDIX II

Cases where detail/information is awaited from the Department/Treasury Officers in connection with reconciliation of balances.

(Referred to in explanatory note under Statement No. 8 at page 42)

Sl. no.	Head of Account	Department/Treasury Officers responsible for reconciliation	Earliest year to which the differences relate	Amount of difference
1	2	3	4	5
				Rs.
	<i>Q—Loans and Advances by the State/Union Territory Governments—</i>			
	<i>Loans to local funds, private parties, etc.,—</i>			
1.	Loans to Municipal Corporations and Municipalities—	All Treasury Officers	1964-65	35,69,155
2.	Loans to District and other local fund committees—			
	(a) Loans to Grama Panchayats.	All Treasury Officers	1969-70	68,339
	(b) Loans to Market Committees.	All Treasury Officers	1965-66	2,59,328
3.	Loans to Statutory Corporations, Boards and Government Companies—Loans under State-Aid to Industries Act.	All Treasury Officers	1965-66	26,44,193
4.	Miscellaneous Loans and Advances.	Departmental Officers	1966-67	20,37 3
	<i>Loans to Government Servants etc.—</i>			
5.	House Building Advances ..	Departmental Officers and Treasury Officers.	1964-65	18,95,957
6.	Advances for purchase of other conveyances.	Departmental Officers	1967-68	1,55,110
	<i>T—Deposits and Advances—</i>			
	<i>Parts—II—Deposits not bearing Interest—Other Deposit Accounts—</i>			
	<i>Departmental and Judicial Deposits—Civil Deposits—</i>			
7.	Revenue Deposits ..	All Treasury Officers	1964-65	1,60,14,999
8.	Deposits for work done for public bodies, etc.	Treasury Officers, Cuttack, Sambalpur and Sundargarh.	1964-65	6,21,409

APPENDIX II—*contd.*

Sl. No.	Head of Account	Department/Treasury Officers responsible for reconciliation	Earliest year to which the differences relate	Amount of difference
1	2	3	4	5
				Rs.
9.	Personal Deposits	.. All Treasury Officers	1964-65	71,67,537
10.	Election Deposits	.. All Treasury Officers	1964-65	57,259
11.	Public Works Deposits	.. All public works Divisions and Treasury Officers.	1964-65	25,07,223
12.	Chowkidar Reward Fund	.. All Treasury Officers	1964-65	4,224
13.	Workmen's Compensation Fund.	Treasury Officers, Cuttack, Dhenkanal, Sambalpur and Balasore.	1964-65	69,501
14.	Indian Red Cross Fund	.. Treasury Officers, Dhenkanal/Puri.	1964-65	48,935
15.	Educational Deposits	.. All Treasury Officers	1964-65	5,22,500
16.	Civil Courts Deposits	.. Law Department ..	1964-65	62,37,516
17.	Criminal Courts Deposits	.. Law Department ..	1964-65	15,27,014
18.	High Courts Deposits	.. Law Department ..	1968-69	1,59,039
	U—Remittances—			
	I—Remittances—			
	<i>Public Works Remittances—</i>			
19.	I—Remittances	.. Treasury Officers and Public Works Divisions.	1964-65	2,07,18,013
20.	II—Cheques	.. Treasury Officers and Public Works Divisions.	1964-65	69,41,207
21.	II—A—Cheques on other States.	Treasury Officers and Public Works Divisions.	1964-65	1,30,61,667
22.	III—B—Items adjustable by Public Works Officers.	Treasury Officers and Public Works Divisions.	1964-65	12,43,918
	<i>Hirakud Remittances—</i>			
23.	I—Remittances	.. Financial Adviser and Chief Accounts Officer and Treasury Officer, Sambalpur and Sundargarh.	1964-65	6,26,445

APPENDIX II—concl'd.

Sl. No.	Head of Account	Department/Treasury Officers responsible for reconciliation	Earliest year to which the differences relate	Amount of difference
1	2	3	4	5
				Rs.
24.	II—Cheques	.. Financial Adviser and Chief Accounts Officer and Treasury Officer, Sambalpur and Sundargarh.	1964-65	22,588
25.	III—B—Items adjustable by Public Works Officers.	by Financial Adviser and Chief Accounts Officer and Treasury Officer, Sambalpur and Sundargarh.	1971-72	1,52,744
<i>Salandi Remittances—</i>				
26.	II—Cheques	.. Financial Adviser and Chief Accounts Officer and Treasury Officer, Balasore.	1973-74	43,918
27.	III—B—Items adjustable by Public Works Officers.	by Financial Adviser and Chief Accounts Officer and Treasury Officer, Balasore.	1964-65	64,252
<i>Balimela Remittances—</i>				
28.	I—Remittances	.. Financial Adviser and Chief Accounts Officer, Balimela Dam Project.	1964-65	23,77,208
29.	II—Cheques	.. Financial Adviser and Chief Accounts Officer, Balimela Dam Project.	1964-65	71,01,931
30.	II—A—Cheques on other States.	Financial Adviser and Chief Accounts Officer, Balimela Dam Project.	1964-65	2,47,378
31.	III—B—Items adjustable by Public Works Officers.	by Financial Adviser and Chief Accounts Officer, Balimela Dam Projects.	1971-72	3,41,980