

COMBINED FINANCE AND REVENUE

ACCOUNTS

OF

UNION AND STATE GOVERNMENTS

IN

INDIA

FOR THE YEAR

2005 - 2006

Volume-II



COMBINED FINANCE AND REVENUE

ACCOUNTS

OF

UNION AND STATE GOVERNMENTS

IN

INDIA

FOR THE YEAR

2005 - 2006

Volume-II

**COMBINED FINANCE AND REVENUE ACCOUNTS OF THE UNION AND STATE
GOVERNMENTS IN INDIA FOR THE YEAR 2005-06**

TABLE OF CONTENTS

Account No.	Particulars	Pages
Volume-II		
7	Account of Receipts from Crop Husbandry for the year ended 31st March, 2006	2-5
7-A	Account of Expenditure on Crop Husbandry for the year ended 31st March, 2006	6-9
7-B	Account of Capital Outlay on Crop Husbandry during and to the end of the year 2005-06.	10-19
7-C	Account of Loans for Crop Husbandry showing the amounts Advanced and Repaid during the year ended 31st March, 2006 and the Balances of such Loans at the commencement and at the end of the year 2005-06.	20-35
8-A	Account of Expenditure on Soil and Water conservation for the year ended 31st March, 2006	36-37
8-B	Account of Capital Outlay on Soil and Water Conservation during and to the end of the year 2005-06.	38-41
8-C	Account of Loan for Soil and Water Conservation showing the amounts Advanced and Repaid during the year ended 31st March, 2006 and the Balances of such Loans at the commencement and at the end of the year 2005-06.	42-45
9	Account of Receipts from Animal Husbandry for the year ended 31st March, 2006	46-49
9-A	Account of Expenditure on Animal Husbandry for the year ended 31st March, 2006	50-53
9-B	Account of Capital Outlay on Animal Husbandry during and to the end of the year 2005-06.	54-61
9-C	Account of Loans for Animal Husbandry showing the amounts Advanced and Repaid during the year ended 31st March, 2006 and the Balances of such Loans at the commencement and at the end of the year 2005-06.	62-69
10	Account of Receipts from Dairy Development for the year ended 31st March, 2006	70-71
10-A	Account of Expenditure on Dairy Development for the year ended 31st March, 2006	72-73
10-B	Account of Capital Outlay on Dairy Development during and to the end of the year 2005-06.	74-79
10-C	Account of Loans for Dairy Development showing the amounts Advanced and Repaid during the year ended 31st March, 2006 and the Balances of such Loans at the commencement and at the end of the year 2005-06.	80-83
11	Account of Receipts from Fisheries for the year ended 31st March, 2006	84-85

11-A	Account of Expenditure on Fisheries for the year ended 31st March, 2006	86-89
11-B	Account of Capital Outlay on Fisheries during and to the end of the year 2005-06.	90-95
11-C	Account of Loans for Fisheries showing the amounts Advanced and Repaid during the year ended 31st March, 2006 and the Balances of such Loans at the commencement and at the end of the year 2005-06.	96-103
12	Account of Receipts from Forestry and Wildlife for the year ended 31st March, 2006.	104-107
12-A	Account of Expenditure on Forestry and Wildlife for the year ended 31st March, 2006	108-111
12-B	Account of Capital Outlay on Forestry and Wildlife during and to the end of the year 2005-06.	112-119
12-C	Account of Loans for Forestry and Wildlife showing the amounts Advanced and Repaid during the year ended 31st March, 2006 and the Balances of such Loans at the commencement and at the end of the year 2005-06.	120-123
13	Account of Receipts from Plantations for the year ended 31st March, 2006	124-125
13-A	Account of Expenditure on Plantations for the year ended 31st March, 2006	126-129
13-B	Account of Capital Outlay on Plantations during and to the end of the year 2005-06.	130-131
13-C	Account of Loans for Plantations showing the amounts Advanced and Repaid during the year ended 31st March, 2006 and the Balances of such Loans at the commencement and at the end of the year 2005-06.	132-133
14	Account of Receipts from Food Storage and Warehousing for the year ended 31st March, 2006	134-135
14-A	Account of Expenditure on Food Storage and Warehousing for the year ended 31st March, 2006	136-139
14-B	Account of Capital Outlay on Food Storage and Warehousing during and to the end of the year 2005-06.	140-149
14-C	Account of Loans for Food Storage and Warehousing showing the amounts Advanced and Repaid during the year ended 31st March, 2006 and the Balances of such Loans at the commencement and at the end of the year 2005-06.	150-157
15	Account of Receipts from Agricultural Research and Education for the year ended 31st March, 2006	158-159
15-A	Account of Expenditure on Agricultural Research and Education for the year ended 31st March, 2006	160-171
15-B	Account of Capital Outlay on Agricultural Research and Education during and to the end of the year 2005-06.	172-177
16-A	Account of Expenditure on Agricultural Financial Institutions for the year ended 31st March, 2006	178
16-B	Account of Investment in Agricultural Financial Institutions during and to the end of the year 2005-06.	179
16-C	Account of Loans for Agricultural Financial Institutions showing	180-181

	the amounts Advanced and Repaid during the year ended 31st March, 2006 and the Balances of such Loans at the commencement and at the end of the year 2005-06.	
17	Account of Receipts from Co-operation for the year ended 31st March, 2006	182-183
17-A	Account of Expenditure on Co-operation for the year ended 31st March, 2006	184-187
17-B	Account of Capital Outlay on Co-operation during and to the end of the year 2005-06.	188-195
17-C	Account of Loans for Co-operation showing the amounts Advanced and Repaid during the year ended 31st March, 2006 and the Balances of such Loans at the commencement and at the end of the year 2005-06.	196-203
18	Account of Receipts from Other Agricultural Programmes for the year ended 31st March, 2006	204-205
18-A	Account of Expenditure on Other Agricultural Programmes for the year ended 31st March, 2006	206-209
18-B	Account of Capital Outlay on Other Agricultural Programmes during and to the end of the year 2005-06.	210-213
18-C	Account of Loans for Other Agricultural Programmes showing the amounts Advanced and Repaid during the year ended 31st March, 2006 and the Balances of such Loans at the commencement and at the end of the year 2005-06.	214-217
19-A	Account of Expenditure on Special Programmes for Rural Development for the year ended 31st March, 2006	218-221
19-C	Account of Loans for Special Programmes for Rural Development showing the amounts Advanced and Repaid during the year ended 31st March, 2006 and the Balances of such Loans at the commencement and at the end of the year 2005-06.	222-223
20-A	Account of Expenditure on Rural Employment for the year ended 31st March, 2006	224-225
20-C	Account of Loans for Other Rural Employment showing the amounts Advanced and Repaid during the year ended 31st March, 2006 and the Balances of such Loans at the commencement and at the end of the year 2005-06.	226-227
21	Account of Receipts from Land Reforms for the year ended 31st March, 2006	228-229
21-A	Account of Expenditure on Land Reforms for the year ended 31st March, 2006	230-231
21-C	Account of Loans for Land Reforms showing the amounts Advanced and Repaid during the year ended 31st March, 2006 and the Balances of such Loans at the commencement and at the end of the year 2005-06.	232-235
22	Account of Receipts from Other Rural Development Programmes for the year ended 31st March, 2006	236-237
22-A	Account of Expenditure on Other Rural Development Programmes for the year ended 31st March, 2006	238-241
22-B	Account of Capital Outlay on Other Rural Development Programmes during and to the end of the year 2005-06.	242-245

22-C	Account of Loans for Other Rural Development Programmes showing the amounts Advanced and Repaid during the year ended 31st March, 2006 and the Balances of such Loans at the commencement and at the end of the year 2005-06.	246-249
23	Account of Receipts from Hill Areas for the year ended 31st March, 2006	250-251
23-A	Account of Expenditure on Hill Areas for the year ended 31st March, 2006	252-259
23-B	Account of Capital Outlay on Hill Areas during and to the end of the year 2005-06.	260-262
23-C	Account of Loans for Hill Areas showing the amounts Advanced and Repaid during the year ended 31st March, 2006 and the Balances of such Loans at the commencement and at the end of the year 2005-06.	263
24	Account of Receipts from North Eastern Areas for the year ended 31st March, 2006	264-265
24-A	Account of Expenditure on North Eastern Areas for the year ended 31st March, 2006	266-267
24-B	Account of Capital Outlay on North Eastern Areas during and to the end of the year 2005-06.	268-270
24-C	Account of Loans for North Eastern Areas showing the amounts Advanced and Repaid during the year ended 31st March, 2006 and the Balances of such Loans at the commencement and at the end of the year 2005-06.	271
25	Account of Receipts from Other Special Areas Programmes for the year ended 31st March, 2006	272-273
25-A	Account of Expenditure on Other Special Areas Programmes for the year ended 31st March, 2006	274-281
25-B	Account of Capital Outlay on Other Special Areas Programmes during and to the end of the year 2005-06.	282-283
25-C	Account of Loans for Other Special Areas Programmes showing the amounts Advanced and Repaid during the year ended 31st March, 2006 and the Balances of such Loans at the commencement and at the end of the year 2005-06.	284
26	Account of Receipts from Major Irrigation for the year ended 31st March, 2006	285-291
26-A	Account of Expenditure on Major Irrigation for the year ended 31st March, 2006	292-297
26-B	Account of Capital Outlay on Major Irrigation during and to the end of the year 2005-06.	298-309
27	Account of Receipts from Medium Irrigation for the year ended 31 st March, 2006	310-321
27-A	Account of Expenditure on Medium Irrigation for the year ended 31st March, 2006	322-338
27-B	Account of Capital Outlay on Medium Irrigation during and to the end of the year 2005-06.	339-361
27-C	Account of Loans for Major and Medium Irrigation showing the amounts Advanced and Repaid during the year ended 31st March, 2006 and the Balances of such Loans at the commencement and at	362-365

	the end of the year 2005-06.	
28	Account of Receipts from Minor Irrigation for the year ended 31st March, 2006	366-369
28-A	Account of Expenditure on Minor Irrigation for the year ended 31st March, 2006	370-373
28-B	Account of Capital Outlay on Minor Irrigation during and to the end of the year 2005-06.	374-379
28-C	Account of Loans for Minor Irrigation showing the amounts Advanced and Repaid during the year ended 31st March, 2006 and the Balances of such Loans at the commencement and at the end of the year 2005-06.	380-383
29-A	Account of Expenditure on Command Area Development for the year ended 31st March, 2006	384-387
29-B	Account of Capital Outlay on Command Area Development during and to the end of the year 2005-06.	388-389
29-C	Account of Loans for Command Area Development showing the amounts Advanced and Repaid during the year ended 31st March, 2006 and the Balances of such Loans at the commencement and at the end of the year 2005-06.	390-393
30-A	Account of Expenditure on Flood Control and Drainage for the year ended 31st March, 2006	394-397
30-B	Account of Capital Outlay on Flood Control Projects during and to the end of the year 2005-06.	398-405
31	Account of Receipts from Power for the year ended 31st March, 2006	406-409
31-A	Account of Expenditure on Power for the year ended 31st March, 2006	410-417
31-B	Account of Capital Outlay on Power Projects during and to the end of the year 2005-06.	418-427
31-C	Account of Loans for Power Projects showing the amounts Advanced and Repaid during the year ended 31st March, 2006 and the Balances of such Loans at the commencement and at the end of the year 2005-06.	428-435
32	Account of Receipts from Petroleum for the year ended 31st March, 2006	436-437
32-B	Account of Capital Outlay on Petroleum during and to the end of the year 2005-06.	438-439
32-C	Account of Loans for Petroleum showing the amounts Advanced and Repaid during the year ended 31st March, 2006 and the Balances of such Loans at the commencement and at the end of the year 2005-06.	440
33	Account of Receipts from Non-Conventional Sources of Energy for the year ended 31st March, 2006	441
33-A	Account of Expenditure on Non-conventional Sources of Energy for the year ended 31st March, 2006	442-445
33-B	Account of Capital Outlay on Non-conventional Sources of Energy during and to the end of the year 2005-06.	446
33-C	Account of Loans on Non-conventional Sources of Energy showing the amounts Advanced and Repaid during the year ended 31st	447

	31st March, 2006 and the Balances of such Loans at the commencement and at the end of the year 2005-06.	
34	Account of Receipts from Village and Small Industries for the year ended 31st March, 2006	448-449
34-A	Account of Expenditure on Village and Small Industries for the year ended 31st March, 2006	450-453
34-B	Account of Capital Outlay on Village and Small Industries during and to the end of the year 2005-06.	454-463
34-C	Account of Loans for Village and Small Industries showing the amounts Advanced and Repaid during the year ended 31st March, 2006 and the Balances of such Loans at the commencement and at the end of the year 2005-06.	464-475
35	Account of Receipts from Industries for the year-ended 31st March, 2006	476-483
35-A	Account of Expenditure on Industries for the year ended 31st March, 2006	484-495
35-B	Account of Capital Outlay on Iron and Steel Industries during and to the end of the year 2005-06.	496-497
35-C	Account of Loans for Iron and Steel Industries showing the amounts Advanced and Repaid during the year ended 31st March, 2006 and the Balances of such Loans at the commencement and at the end of the year 2005-06.	498-501
36	Account of Receipts from Non Ferrous Mining and Metallurgical Industries for the year ended 31st March, 2006	502-503
36-A	Account of Expenditure on Non Ferrous Mining and Metallurgical Industries for the year ended 31st March, 2006	504-507
36-B	Account of Capital Outlay on Non Ferrous Mining and Metallurgical Industries during and to the end of the year 2005-06.	508-513
36-C	Account of Loans for Non Ferrous Mining and Metallurgical Industries showing the amounts Advanced and Repaid during the year ended 31st March, 2006 and the Balances of such Loans at the commencement and at the end of the year 2005-06.	514-521
37-B	Account of Capital Outlay on Cement and Non Metallic Mineral Industries during and to the end of the year 2005-06.	522-523
37-C	Account of Loans for Cement and Non Metallic Mineral Industries showing the amounts Advanced and Repaid during the year ended 31st March, 2006 and the Balances of such Loans at the commencement and at the end of the year 2005-06.	524-527
38-B	Account of Capital Outlay on Fertilizer Industries during and to the end of the year 2005-06.	528-529
38-C	Account of Loans for Fertilizer Industries showing the amounts Advanced and Repaid during the year ended 31st March, 2006 and the Balances of such Loans at the commencement and at the end of the year 2005-06.	530-533
39-B	Account of Capital Outlay on Petro Chemical Industries during and to the end of the year 2005-06.	534-535
39-C	Account of Loans for Petro Chemical Industries showing the amounts Advanced and Repaid during the year ended 31st March, 2006 and the Balances of such Loans at the commencement and at	536-539

	the end of the year 2005-06.	
40-B	Account of Capital Outlay on Chemicals and Pharmaceutical Industries during and to the end of the year 2005-06.	540-541
40-C	Account of Loans for Chemicals and Pharmaceutical Industries showing the amounts Advanced and Repaid during the year ended 31st March, 2006 and the Balances of such Loans at the commencement and at the end of the year 2005-06.	542-545
41-B	Account of Capital Outlay on Engineering Industries during and to the end of the year 2005-06.	546-551
41-C	Account of Loans for Engineering Industries showing the amounts Advanced and Repaid during the year ended 31st March, 2006 and the Balances of such Loans at the commencement and at the end of the year 2005-06.	552-559
42-B	Account of Capital Outlay on Telecommunication and Electronics Industries during and to the end of the year 2005-06.	560-563
42-C	Account of Loans for Telecommunication and Electronics Industries showing the amounts Advanced and Repaid during the year ended 31st March, 2006 and the Balances of such Loans at the commencement and at the end of the year 2005-06.	564-567
43-B	Account of Capital Outlay on Consumer Industries during and to the end of the year 2005-06.	568-581
43-C	Account of Loans for Consumer Industries showing the amounts Advanced and Repaid during the year ended 31st March, 2006 and the Balances of such Loans at the commencement and at the end of the year 2005-06.	582-601
44	Account of Receipts from Other Industries for the year ended 31st March, 2006	602-605
44-A	Account of Expenditure on Other Industries for the year ended 31st March, 2006	606-609
44-B	Account of Capital Outlay on Other Industries during and to the end of the year 2005-06.	610-612
44-C	Account of Loans for Other Industries showing the amounts Advanced and Repaid during the year ended 31st March, 2006 and the Balances of such Loans at the commencement and at the end of the year 2005-06.	613
45-A	Account of Expenditure on Other Outlays on Industries and Minerals for the year ended 31st March, 2006	614-615
45-B	Account of Capital Outlay on Other Industries and Minerals during and to the end of the year 2005-06.	616-621
45-C	Account of Loans to Other Industries and Minerals showing the amounts Advanced and Repaid during the year ended 31st March, 2006 and the Balances of such Loans at the commencement and at the end of the year 2005-06.	622-627
46	Account of Receipts from Ports and Light Houses for the year ended 31st March, 2006	628-631
46-A	Account of Expenditure on Ports and Light Houses for the year ended 31st March, 2006	632-635
46-B	Account of Capital Outlay on Ports and Light Houses during and to the end of the year 2005-06.	636-639

46-C	Account of Loans for Ports and Light Houses showing the amounts Advanced and Repaid during the year ended 31st March, 2006 and the Balances of such Loans at the commencement and at the end of the year 2005-06.	640-641
47	Account of Receipts from Shipping for the year ended 31st March, 2006	642
47-A	Account of Expenditure on Shipping for the year ended 31st March, 2006	643
47-B	Account of Capital Outlay on Shipping during and to the end of the year 2005-06.	644-645
47-C	Account of Loans for Shipping showing the amounts Advanced and Repaid during the year ended 31st March, 2006 and the Balances of such Loans at the commencement and at the end of the year 2005-06.	646-647
48	Account of Receipts from Civil Aviation for the year ended 31st March, 2006	648-649
48-A	Account of Expenditure on Civil Aviation for the year ended 31st March, 2006	650-653
48-B	Account of Capital Outlay on Civil Aviation during and to the end of the year 2005-06.	654-657
48-C	Account of Loans for Civil Aviation showing the amounts Advanced and Repaid during the year ended 31st March, 2006 and the Balances of such Loans at the commencement and at the end of the year 2005-06.	658-661
49	Account of Receipts from Roads and Bridges for the year ended 31st March, 2006	662-663
49-A	Account of Expenditure on Roads and Bridges for the year ended 31st March, 2006	664-671
49-B	Account of Capital Outlay on Roads and Bridges during and to the end of the year 2005-06.	672-687
50	Account of Receipts from Road Transport for the year ended 31st March, 2006	688-689
50-A	Account of Expenditure on Road Transport for the year ended 31st March, 2006	690-691
50-B	Account of Capital Outlay on Road Transport during and to the end of the year 2005-06.	692-697
50-C	Account of Loans for Road Transport showing the amounts Advanced and Repaid during the year ended 31st March, 2006 and the Balances of such Loans at the commencement and at the end of the year 2005-06.	698-701
51	Account of Receipts from Inland Water Transport for the year ended 31st March, 2006	702-703
51-A	Account of Expenditure on Inland Water Transport for the year ended 31st March, 2006	704-705
51-B	Account of Capital Outlay on Inland Water Transport during and to the end of the year 2005-06.	706-707
51-C	Account of Loans for Inland Water Transport showing the amounts Advanced and Repaid during the year ended 31st March, 2006 and the Balances of such Loans at the commencement and at the end of	708

	the year 2005-06.	
52	Account of Receipts from Other Transport Services for the year ended 31st March, 2006	709
52-A	Account of Expenditure on Other Transport Services for the year ended 31st March, 2006	710
52-B	Account of Capital Outlay on Other Transport Services during and to the end of the year 2005-06.	711
52-C	Account of Loans for Other Transport Services showing the amounts Advanced and Repaid during the year ended 31st March, 2006 and the Balances of such Loans at the commencement and at the end of the year 2005-06.	712-715
53-A	Account of Expenditure on Satellite System for the year ended 31st March, 2006	716
53-B	Account of Capital Outlay on Satellite System during and to the end of the year 2005-06.	717
54	Account of Receipts from Other Communication Services for the year ended 31st March, 2006	718
54-A	Account of Expenditure on Other Communication Services for the year ended 31st March, 2006	719
54-B	Account of Capital Outlay on Other Communication Services during and to the end of the year 2005-06.	720
54-C	Account of Loans for Other Communication Services showing the amounts Advanced and Repaid during the year ended 31st March, 2006 and the Balances of such Loans at the commencement and at the end of the year 2005-06.	721
55	Account of Receipts from Other Scientific Research for the year ended 31st March, 2006	722-723
55-A	Account of Expenditure on Other Scientific Research for the year ended 31st March, 2006.	724-727
55-B	Account of Capital Outlay on Other Scientific and Environmental Research during and to the end of the year 2005-06.	728
55-C	Account of Loans for Other Scientific research showing the amounts Advanced and Repaid during the year ended 31st March, 2006 and the Balances of such Loans at the commencement and at the end of the year 2005-06.	729
56-A	Account of Expenditure on Ecology and Environment for the year ended 31st March, 2006	730-733
57-A	Account of Expenditure on Secretariat Economic Services for the year ended 31st March, 2006	734-735
58	Account of Receipts from Tourism for the year ended 31st March, 2006	736-737
58-A	Account of Expenditure on Tourism for the year ended 31st March, 2006	738-741
58-B	Account of Capital Outlay on Tourism during and to the end of the year 2005-06.	742-747
58-C	Account of Loans for Tourism showing the amounts Advanced and Repaid during the year ended 31st March, 2006 and the Balances of such Loans at the commencement and at the end of the year 2005-06.	748-751

59-A	Account of Expenditure on Foreign Trade and Export Promotion for the year ended 31st March, 2006	752-753
60-A	Account of Expenditure on Census, Surveys and Statistics for the year ended 31st March, 2006	754-757
61-A	Account of Expenditure on Meteorology for the year ended 31st March, 2006	758
61-B	Account of Capital Outlay on Meteorology during and to the end of the year 2005-06.	759
62	Account of Receipts from Civil Supplies for the year ended 31st March, 2006	760-761
62-A	Account of Expenditure on Civil Supplies for the year ended 31st March, 2006.	762-765
63-B	Account of Investment in General Financial and Trading Institutions during and to the end of the year 2005-06.	766-771
63-C	Account of Loans for General Financial and Trading Institutions showing the amounts Advanced and Repaid during the year ended 31st March, 2006 and the Balances of such Loans at the commencement and at the end of the year 2005-06.	772-775
64	Account of Receipts from Other General Economic Services for the year ended 31st March, 2006.	776-779
64-A	Account of Expenditure on Other General Economic Services for the year ended 31st March, 2006	780-783
64-B	Account of Capital Outlay on Other General Economic Services during and to the end of the year 2005-06.	784-787
64-C	Account of Loans for Other General Economic Services showing the amounts Advanced and Repaid during the year ended 31st March, 2006 and the Balances of such Loans at the commencement and at the end of the year 2005-06.	788-795

No. 7 - 0401 ACCOUNT of RECEIPTS from CROP HUSBANDRY for the year ended 31st March, 2006

	Union Government	U.T.Govt. Puduchery	STATE GOVERNMENTS							Item No
			Andhra Pradesh	Arunachal Pradesh	Assam	Bihar	Chhattisgarh	NCT Delhi	Goa	
103-Seeds	381	833	22	152		910	682	560	2	1
104-Receipts from Agricultural Farms	893	445	25			401	11777		4381	2
105-Sale of manures and fertilisers	3928					5347	47	1842	14	3
107-Receipts from Plant Protection Services	634709		5380			1603	179	91	108	4
108-Receipts from Commercial crops	1927		33838			378	136			5
109-Receipt from Seri Culture & Tusser										6
110-Grants from I.C.A.R.							38			7
119-Receipts from Horticulture and Vegetable crops	433	71	2327			2532	12515	1165	940	8
120-Sale, hire and services of agricultural implements and machinery including tractors	384	542					7760	95	3349	9
121-Receipts from Agricultural Education										10
501-Services and Service Fees										11
800-Other Receipts	137422	3578	24251	13815	3337	7247	19499	419	2953	12
900-Deduct-Refunds							-631		-8	13
Total : Receipts from Crop Husbandry	779838	8289	88041	13867	3337	18418	81982	4172	11719	14

No. 7 - 0401 ACCOUNT of RECEIPTS from CROP HUSBANDRY for the year ended 31st March, 2006-Contd.

Item No	STATE GOVERNMENTS								Total Carried over
	Gujarat	Haryana	Himachal Pradesh	Jammu and Kashmir	Jharkhand	Karnataka	Kerala	Madhya Pradesh	
1	36129	2583	6362	23721	2358	191	2080		76726
2	682	1346	2105	91	20	7633	27795	47758	105132
3	101	3828		432	498	4435	238		20706
4	25	1410	33	4	231	7418	3966		655155
5	45	1	841	2510		3473	12831		55978
6									0
7	54								92
8	4058	3652	27251		305	45623	3663	18557	123092
9							331	7031	19472
10									0
11									0
12	63263	13968	47452	18705	22405	38642	86518	47095	548569
13		-4				-468	-22	-146	-1279
14	104357	26784	84044	43463	25816	106946	137400	120295	1603643

Economic Services

No. 7 - 0401 ACCOUNT of RECEIPTS from CROP HUSBANDRY for the year ended 31st March, 2006-Contd.

	Total brought forward	STATE GOVERNMENTS						Item No
		Maharashtra	Manipur	Meghalaya	Mizoram	Nagaland	Orissa	
103-Seeds	76726	79785	252	321	18			1
104-Receipts from Agricultural Farms	105132	2070			34	30	25669	2
105-Sale of manures and fertilisers	20708	17470			504			3
107-Receipts from Plant Protection Services	655155	17828	10	95	185			4
108-Receipts from Commercial crops	55978	2244		143			465	5
109-Receipt from Seri Culture & Tusser	0							6
110-Grants from I.C.A.R.	92	293						7
119-Receipts from Horticulture and Vegetable crops	123092	55827	35	22	750		22679	8
120-Sale, hire and services of agricultural implements and machinery including tractors	19472	135			236		2047	9
121-Receipts from Agricultural Education	0	2						10
501-Services and Service Fees	0	27						11
800-Other Receipts	548569	139941	380	19302	509	535	7727	12
900-Deduct-Refunds	-1279	-23						13
Total: Receipts from Crop Husbandry	1603613	316399	677	19883	2236	665	68687	14

No. 7 - 0401 ACCOUNT of RECEIPTS from CROP HUSBANDRY for the year ended 31st March, 2006-Concl'd.

Item No	STATE GOVERNMENTS								Total
	Punjab	Rajasthan	Sikkim	Tamil Nadu	Tripura	Uttar Pradesh	Uttarakhand	West Bengal	
1	555	971	7	276775				1813	437223
2	3561		1575			143716		22478	304265
3	1109		2	64467		483		16129	120870
4	333	176		18757		31268		1577	725384
5	15103			114099		7108		2640	197780
6									0
7	44	17				439		272	1157
8	29705	11577		97300		285		587	341659
9				69840		29172			120902
10									2
11									27
12	9321	24710	1968	23068	14278	196018	27968	7673	1021967
13	-316	-7774				-67			-9459
14	59415	29677	3552	664306	14278	408422	27968	53189	3251777

Economic Services

No. 7-A-2401 - ACCOUNT of EXPENDITURE on CROP HUSBANDRY for the year ended 31st March, 2006

	Union Government	U.T.Govt. Puducherry	STATE GOVERNMENTS							Item No
			Andhra Pradesh	Arunachal Pradesh	Assam	Bihar	Chhattisgarh	NCT Delhi	Goa	
001-Direction and Administration	29574	19884	1257272	188803	579809	10229	336910	7626	41839	1
003-Training	--	--	6430	--	--	--	--	--	--	2
101-Soil Survey and Testing	--	--	--	--	--	--	--	--	--	3
102-Food Grain Crops	5478	31926	12691	--	851	--	32527	--	24115	4
103-Seeds	555266	8156	8509	30750	16191	48000	39729	5739	11473	5
104-Agricultural Farms	18419	1438	--	11571	12047	--	400	--	--	6
105-Manures and Fertilizers	66133585	2155	--	9144	14846	7988	9283	5232	191	7
106-Import of Fertilisers	12108443	--	--	--	--	--	--	--	--	8
107-Plant Protection	408533	2000	--	11800	7441	84927	30497	1878	1909	9
106-Commercial Crops	91545	44	166299	18479	19508	141021	210243	--	1927	10
109-Extension and Farmers' Training	1532218	31262	21790	21149	415380	429380	25529	6974	8373	11
110-Crop Insurance	7496201	4000	54104	--	6710	139500	5000	--	--	12
111-Agricultural Economics and Statistics	364481	--	--	1770	17015	--	--	2887	--	13
112-Development of Pulses	2000	--	12325	--	125	--	--	--	--	14
113-Agricultural Engineering	84499	23348	--	3016	178186	41500	26942	1133	8355	15
114-Development of Oil Seeds	776464	--	204946	--	--	--	--	--	--	16
115-Scheme of Small/Marginal Farmers and Agricultural Labour	499	--	--	--	--	--	--	--	--	17
119-Horticulture and Vegetable Crops	12050160	37354	1189680	63137	41788	1036653	112914	27983	16167	18
190-Assistance to Public Sector and Other Undertakings	--	--	--	--	--	--	--	--	--	19
191-Assistance to Municipal Corporations	--	--	--	--	--	--	--	--	--	20
192-Assistance to District Municipalities	--	--	--	--	--	--	--	--	--	21
195-Assistance to Farming Co-operatives	--	7980	--	--	265	--	--	--	--	22
196-Assistance to Zila Panchshads/ District Level Panchayats	900	--	--	--	--	--	--	--	--	23
197-Assistance to Taluk Panchayats	--	--	--	--	--	--	--	--	--	24
198-Assistance to Gram Panchayats	14800	--	--	--	--	--	--	--	--	25
502-Expenditure awaiting transfer to other head of account	--	--	--	--	--	--	--	--	7	26
789-Grant for Special Scheme for Scheduled Castes	--	22457	340207	--	--	--	75615	--	--	27
792-Irrecoverable loan Written off	--	--	--	--	--	--	--	--	--	28
793-Special Central Assistance for Scheduled Caste Component Plan	--	--	--	--	--	--	--	--	--	29
794-Special Central Assistance for Tribal Sub-Plan	--	--	--	--	--	--	--	--	--	30
796-Tribal Area Sub-Plan	961	--	89874	--	7800	--	312792	--	--	31
797-Transfer to/from Reserve Funds and Deposit Accounts	--	--	--	--	--	--	--	--	--	32
798-International Cooperation	128917	--	--	--	--	--	--	--	--	33
800-Other Expenditure	2860716	59697	927501	236221	152541	--	34421	14067	50481	34
902-Deduct amount met from Reserve Fund	--	--	--	--	--	--	--	--	--	35
911-Deduct-Recoveries of Overpayments	-4523	-1092	--	--	--	--	--	--	-43	36
Total : Expenditure on Crop Husbandry	104659136	250609	4291628	596840	1470503	1939198	1262802	73619	166294	37
Charged	--	--	240	--	--	--	29	337	--	38
Voted	104659136	250609	4291388	595840	1470503	1939198	1252773	73182	165294	39

No. 7-A-2401 - ACCOUNT of EXPENDITURE on CROP HUSBANDRY for the year ended 31st March, 2006-Contd.

Item No	STATE GOVERNMENTS								Total carried over
	Gujarat	Haryana	Himachal Pradesh	Jammu and Kashmir	Jharkhand	Karnataka	Kerala	Madhya Pradesh	
1	251954	22003	113276	143511	6448	393206	772763	1055254	5230361
2									6430
3									0
4	1028	775			55263		169346	71760	405760
5	46466		62032	19481	33217	313374	105059	53417	1356859
6	303944			241	32088	10809	79473		470430
7	46572	75545	53839	11072	3607	13622	28996	7737	66423414
8									12108443
9	15184	68261	1155	83466	30984	42155	18784	4923	813907
10	169220	199819	948	27603	4239	98576	101431	209989	1460891
11	355866	461550	86661	395414	271789	118056	20693	76561	4277645
12	712474					83626	30811	27349	8559775
13	31747	12716	13662	2370			1483		448131
14	538					18150	2114		35252
15	14316	57525	8972	17211			41062	116777	623342
16	231886					75175			1288270
17									499
18	309252	91968	570513	357037	184084	16548	132094	364755	16602067
19									0
20							130		130
21							2690		2690
22									8245
23						1324473	405		1325778
24						558296			558296
25							97310		112110
26									7
27								243275	681554
28									0
29								18207	18207
30									0
31	277828		175019		98000			325513	1287787
32									0
33									128917
34	447560	1596	62773	267952	121202	454817	867540	272302	6831387
35									0
36							-576207		-581865
37	3218644	801780	1147860	1326368	840901	3620803	1898077	2847810	130484710
38	16	327				241		1807	2997
39	3215628	991431	1147850	1325358	840901	3520642	1895977	2846012	130481722

No. 7-A-2401 : ACCOUNT of EXPENDITURE on CROP HUSBANDRY for the year ended 31st March, 2006-Contd.

	Total brought forward	STATE GOVERNMENTS						Item No
		Maharashtra	Manipur	Meghalaya	Mizoram	Nagaland	Orissa	
001-Direction and Administration	5230361	2760332	151192	83125	162125	171851	807175	1
003-Training	6430	165991						2
101-Soil Survey and Testing	0							3
102-Food Grain Crops	405760	48874	10052		46519		6709	4
103-Seeds	1356859	164573	18670	44940	4299	34599	155657	5
104-Agricultural Farms	470430		8940	1103		13967		6
105-Manures and Fertilizers	66423414	87469	3509	42618	24836	6281	7075	7
106-Import of Fertilisers	12108443							8
107-Plant Protection	813907		7066	11356	1000	8910	13681	9
108-Commercial Crops	1460891	172783	8685	50397	899	40487	105097	10
109-Extension and Farmers' Training	4277645	248022	19996	23273	11180	16756	46707	11
110-Crop Insurance	8559775	534699					10000	12
111-Agricultural Economics and Statistics	448131	15687		8316		6546	157929	13
112-Development of Pulses	35252	66387						14
113-Agricultural Engineering	623342	175168	7657	92902	2700	9816	16507	15
114-Development of Oil Seeds	1288270	205130			1005			16
115-Scheme of Small/Marginal Farmers and Agricultural Labour	499			12000				17
119-Horticulture and Vegetable Crops	16602067	575310	10971	47259	3858	21291	35126	18
190-Assistance to Public Sector and Other Undertakings	0							19
191-Assistance to Municipal Corporation	130							20
192-Assistance to District Municipalities	2690							21
195-Assistance to Farming Co-operative	8245							22
196-Assistance to Zila Parishads/ District Level Panchayats	1325778							23
197-Assistance to Taluk Panchayats	558296							24
198-Assistance to Gram Panchayats	112110							25
502-Expenditure awaiting transfer to other head of account	7							26
789-Grant for Special Scheme for Scheduled Castes	681554							27
792-Irrecoverable loan Written off	0							28
793-Special Central Assistance for Scheduled Caste Component Plan	18207							29
794-Special Central Assistance for Tribal Sub-Plan	0							30
796-Tribal Area Sub-Plan	1287787	133732					13360	31
797-Transfer to/from Reserve Funds and Deposit Accounts	0							32
798-International Cooperation	128917							33
800-Other Expenditure	6831387	767171	191488	61549	486318	136538	304655	34
902-Deduct Amount met from Reserve Fund	0							35
911-Deduct-Recoveries of Overpayments	-581865	-673						36
Total : Expenditure on Crop Husbandry	130484719	6120665	438226	478838	744739	467042	1679678	37
Charged	2997	434		756				38
Voted	130481722	6120221	438226	478082	744739	467042	1679678	39

No. 7-A-2401 - ACCOUNT OF EXPENDITURE on CROP HUSBANDRY for the year ended 31st March, 2006-Concl'd.

Item No.	STATE GOVERNMENTS								Total
	Punjab	Rajasthan	Sikkim	Tamil Nadu	Tripura	Uttar Pradesh	Uttarakhand	West Bengal	
1	642253	912885	64276	415588	496669	817178	287094	672826	13674930
2									172421
3									0
4	489			40040	60605	3271093	216990	(B)	4107131
5		13583	5020	520885	11100	184421	20228	63280	2598114
6			68943	120873	17660			303438	1005354
7	2450	41342	8448	7567	17322	8060		29310	66709701
8									12108443
9	318	5575	3817	40535	2671	350377	6210	29407	1294830
10	44511	653422	2836	225641	11739	666309	63201	68610	3575508
11	6711	90200	7186	1022090	24513	1115924	14135	109246	7033584
12		8102		167189	100	480122		28007	9787994
13	4104	12467	3833	8851	767	80633	1246	155564	904074
14				32442	11656				145737
15	1040	4331	5514	134985	250	1839	947	5559	1082557
16				115505		316			1610226
17				25216					37715
18	192813	197998	34682	350708	21400	155933	472488	75411	18797315
19									0
20									130
21									2690
22								252	8497
23		-576	300						1325502
24		614							558910
25			830						112940
26									7
27		147813		127551				183966	1140884
28	98								98
29				1602					19809
30									0
31		173015		4273		127	28794	121440	1762528
32									0
33									128917
34	110	1373756	11412	2074777	1244		227708	114971	12583084
35									0
36				-1334					-583872
37	894897	3634627	217097	5434984	677696	7132332	1339041	1961287	161706758
38	268			1233		6444	1382	50200	63714
39	894629	3634527	217097	5433751	677696	7125888	1337659	1911087	161642044

(A) Includes Rs. 86415 thousands spent out of advance from the Contingency Fund upto 31/3/2004 and recouped to the Fund during 2005-06.

(B) Includes Rs. 7 thousands as clearance of OB Suspense pertaining to the year 2003-04.

(C) Includes Rs. 1.19 thousands as clearance of OB Suspense pertaining to the year 2003-04.

(D) Includes Rs. 73 thousands as clearance of OB Suspense pertaining to the year 2003-04.

(E) Includes Rs. 8 thousands as clearance of OB Suspense pertaining to the year 2003-04.

No. 7-B-4401 - ACCOUNT of CAPITAL OUTLAY on CROP HUSBANDRY during and to the end of the year 2005-06

	(In thousands of rupees)	
	Expenditure	
	During the year	To end of the year
UNION GOVERNMENT		
101-Farming Co-operatives	--	72050
103-Seeds	(A) -4172	398558
104-Agricultural Farms	--	496932
105-Manures and Fertilisers	11815	54472023
107-Plant Protection	20454	622100
108-Commercial Crops	--	26352
113-Agricultural Engineering	47321	327134
119-Horticulture and Vegetable Crops	--	27130
796-Tribal Area Sub-Plan	--	8356
797-Transfer to/from Reserve Funds and Deposit Accounts	--	-383
800-Other Expenditure	9226	235926
901-Deduct-Receipts and Recoveries on Capital Account	--	-24608801
Total : Union Government	84644	32077377
UNION TERRITORY GOVERNMENT		
PUDUCHERRY		
101-Farming Co-operatives	--	2
103-Seeds	--	113
105-Manures and Fertilisers	--	201
119-Horticulture and Vegetable Crops	--	26
190-Investments in Public Sector and Other Undertakings	7000	132078
800-Other Expenditure	1024	4142
901- Deduct-Receipts and Recoveries on Capital Account	--	--
Total : Government of Puducherry	8024	136662
STATE GOVERNMENTS		
ANDHRA PRADESH		
001-Direction and Administration	--	792
103-Seeds	--	38018
104-Agricultural Farms - Construction of Buildings with Netherlands Assistance	--	10000
105-Manures and Fertilisers	--	-69300
107-Plant Protection	--	8911

(A) Minus transaction is due to booking of more recoveries than anticipated, adjusted in accounts as reduction of expenditure.

No. 7-B-4401 - ACCOUNT of CAPITAL OUTLAY on CROP HUSBANDRY during and to the end of the year 2006-06- Contd.

	(In thousands of rupees)	
	Expenditure	
	During the year	To end of the year
113-Agricultural Engineering	--	31178
119-Horticulture and Vegetable Crops	--	21434
195- Investments in Co-operatives Societies	--	33226
789-Special Component Plan for Scheduled Castes	--	2150
796- Tribal Areas Sub-plan	--	8954
800- Other Expenditure	1562	53114
901-Deduct-Receipts and Recoveries on Capital Account	--	--
Total : Government of Andhra Pradesh	1562	138477
ARUNACHAL PRADESH		
101-Farming Co-operatives	--	89
190-Investments in Public Sector and Other Undertakings	6309	40775
800-Other Expenditure	9753	285849
Total : Government of Arunachal Pradesh	16062	326713
ASSAM		
101- Farming Co-operatives	--	183
103-Seeds	--	9496
104-Agricultural Farms	--	3978
113-Agricultural Engineering	--	--
119-Horticulture and Vegetable Crops	--	138
190-Investments in Public Sector and Other Undertakings	--	241609
796- Tribal Area Sub-plan	--	79
800-Other Expenditure	--	599696
Total : Government of Assam	0	855179
BIHAR		
101-Farming Co-operatives	--	901
103-Seeds	--	90036
104-Agricultural Farms	--	1275
105-Manures and Fertilisers	--	1419
108-Commercial Crops-Tal and Diara Development Scheme	--	22697
113-Agricultural Engineering	--	20563
119-Horticulture and Vegetable Crops	--	13901
796-Tribal Area Sub Plan	--	27958
800-Other Expenditure	--	7899
Total : Government of Bihar	0	186649
CHHATTISGARH		
101-Farming Co-operatives	--	--
103-Seeds	4946	17296
104-Agricultural Farms	844	1198
119-Horticulture and Vegetable Crops	--	244
800-Other Expenditure	5000	6999
Total : Government of Chhattisgarh	10790	25737

(A) Includes Rs.289 thousands being the expenditure incurred upto 31st October, 1956 in Ex-Hyderabad State.

No. 7-B-4401 - ACCOUNT of CAPITAL OUTLAY on CROP HUSBANDRY during and to the end of the year 2005-06 - Contd.

	(In thousands of rupees)	
	Expenditure	
	During the year	To end of the year
NCT DELHI		
101-Farming Co-operatives	--	502
103-Seeds	--	8362
105-Manures and Fertilisers	--	-2923
119-Horticulture and Vegetable Crops	1880	30392
800-Other Expenditure	--	4183
901- Deduct-Receipts and Recoveries on Capital Account	--	-3192
Total : Government of NCT Delhi	1880	37324
GOA		
102-Food Grains Crops	19679	31027
103-Seeds	--	22503
105-Manures and Fertilisers	--	2306
113-Agricultural Engineering	--	65212
190-Investments in Public Sector and Other Undertakings	300	49950
800-Other Expenditure	--	19165
Total : Government of Goa	19979	190163
GUJARAT		
101-Farming Co-operatives	--	-155
103-Seeds	--	10220
104-Agricultural Farms	--	26717
105-Manures and Fertilisers	--	-12747
107-Plant Protection	--	3116
108-Commercial Crops	--	707
113-Agricultural Engineering	--	2364
119-Horticulture and Vegetable Crops	--	129
190- Investments in Public Sector and Other Undertakings	5000	114326
191-Investments in Co-operatives	--	22
796-Tribal Areas Sub-Plan	--	31725
800-Other Expenditure	9530	150095
Total : Government of Gujarat	14530	326519
HARYANA		
101-Farming Co-operatives	-33	--
107-Plant Protection	--	(B) -37445
113-Agricultural Engineering	--	(C) -110
190-Investments in Public Sector and Other Undertakings	--	52870
800-Other Expenditure	--	924
Total : Government of Haryana	(A) -33	16239

(A) Minus expenditure was due to Share Capital retired during the year.

(B) Minus figure was due to excess of receipts & recoveries over expenditure.

(C) Minus figure was due to non allocation of debit under the Punjab Re-organisation Act, 1966.

No. 7-B-4401 - ACCOUNT of CAPITAL OUTLAY on CROP HUSBANDRY during and to the end of the year 2005-06- Contd.

	(In thousands of rupees)	
	Expenditure	
	During the year	To end of the year
HIMACHAL PRADESH		
001-Direction and Administration	--	6045
103-Seeds	-41954	26501
104-Agricultural Farms	--	15542
105-Manures and Fertilisers	-864	23154
107-Plant Protection	-1822	70565
109- Extension and Farmers Training	--	89645
113-Agricultural Engineering	-2570	9425
119-Horticulture and Vegetable Crops	-18706	326974
796-Tribal Area Sub Plan	1928	110995
800-Other Expenditure	600	16231
Total : Government of Himachal Pradesh	-63388	454637
JAMMU AND KASHMIR		
001-Direction and Administration	3037	3793
052-Machinery and Equipment	--	51
101-Farming Co-operatives	--	1102
102-Food Grains Crops	--	33
103-Seeds	-2249	100932
104-Agricultural Farms	39094	572825
105-Manures and Fertilizers	--	260143
107-Plant Protection	21005	560278
113- Agricultural Engineering	--	181545
119-Horticulture and Vegetable Crops	--	66042
190-Investments in Public Sector and Other Undertakings	--	233040
800-Other Expenditure	226510	1305973
901- Deduct- Receipts and Recoveries on Capital Account	--	--
Total : Government of Jammu & Kashmir	287397	3083893
JHARKHAND		
190-Investments in Public Sector and Other Undertakings	0	6298
277 Education	272	272
800 Other Expenditure	40000	40000
Total : Government of Jharkhand	40272	46570
KARNATAKA		
001-Direction and Administration	449	2019
101-Farming Co-operatives	--	1006
103-Seeds	--	4888
104-Agricultural Farms	--	4202
105-Manures and Fertilizers	--	3525
107-Plant Protection	--	850
114-Development of Oil Sector	--	5000
119-Horticulture and Vegetable Crops	--	63649
190-Investments in Public Sector and Other Undertakings	--	63600
800-Other Expenditure	--	23496
Total : Government of Karnataka	449	172235

No. 7-B-4401 - ACCOUNT of CAPITAL OUTLAY on CROP HUSBANDRY during and to the end of the year 2005-06 - Contd.

	(In thousands of rupees)	
	During the year	To end of the year
KERALA		
001-Direction and Administration	1998	10005
101-Farming Co-operatives	--	391
103-Seeds	--	37009
104-Agricultural Farms	-122	48120
105-Manures and Fertilizers	1380	33515
107-Plant Protection	3062	-4503
108-Commercial Crops	--	635
113-Agricultural Engineering	499	12367
119-Horticulture and Vegetable Crops	--	499
190-Investments in Public Sector and Other Undertakings	3700	302691
800-Other Expenditure	--	40259
Total : Government of Kerala	10517	480988
MADHYA PRADESH		
001-Direction and Administration	--	9156
101-Farming Co-operatives	--	2598
103-Seeds	14041	178238
104-Agricultural Farms	--	41606
105-Manures and Fertilizers	--	39963
107-Plant Protection	--	25744
113-Agricultural Engineering	--	14714
119-Horticulture and Vegetable Crops	2517	53686
190-Investments in Public Sector and Other Undertaking	--	2428
794-Special Central Assistance for Tribal Sub-Plan	--	4025
796-Tribal Areas Sub Plan	--	47534
800-Other Expenditure	--	23997
Total : Government of Madhya Pradesh	16558	443689 (A)
MAHARASHTRA		
101-Farming Co-operatives	--	--
103-Seeds	--	245736
104-Agricultural Farms	--	39
105-Manures and Fertilizers	--	111798
107-Plant Protection	6518	21512
108-Commercial Crops	--	66280
113-Agricultural Engineering	--	47824
119-Horticulture and Vegetable Crops	--	4661
190-Investments in Public Sector and Other Undertakings	--	78000
796- Tribal Areas Sub-Plan	--	7905
800-Other Expenditure	--	11303
Total : Government of Maharashtra	6518	595058

(A) Includes Rs. 363205 thousands yet to be apportioned between Madhya Pradesh and Chhattisgarh.

No. 7-B-4401 - ACCOUNT of CAPITAL OUTLAY on CROP HUSBANDRY during and to the end of the year 2005-06 - Contd.

	(In thousands of rupees)	
	Expenditure	
	During the year	To end of the year
MANIPUR		
103-Seeds		32157
104-Agricultural Farms		34693
105-Manures and Fertilizers		65880
107-Plant Protection	5	14346
119-Horticulture and Vegetable Crops		2978
190-Investments in Public Sector and Other Undertakings		3400
800-Other Expenditure	6	18616
901-Deduct-Receipts and Recoveries on Capital Account		-67283
Total : Government of Manipur	1	104787
MEGHALAYA		
800-Other Expenditure	3768	34945
Total : Government of Meghalaya	3768	34945
MIZORAM		
001-Direction and Administration		25856
101-Farming Co-operatives		674
102-Land Development	2000	117598
103-Seeds Farm		14204
105-Manures and Fertilisers	399	10373
107-Plant Protection	399	9741
113-Agricultural Engineering	500	18886
119-Horticulture and Vegetable Crops	6850	151515
800-Other Expenditure	6200	82470
Total : Government of Mizoram	16348	431317
NAGALAND		
001-Direction and Administration		12270
103-Seeds		13749
104-Agriculture Farms		7
105-Manures and Fertilisers		327
107-Plant Protection		796
108-Commercial Crops		3648
113-Agricultural Engineering		3434
119-Horticulture and Vegetable Crops		9305
800-Other Expenditure	65954	495787
Total : Government of Nagaland	65954	539323

No. 7-B-4401 - ACCOUNT of CAPITAL OUTLAY on CROP HUSBANDRY during and to the end of the year 2005-06 - Contd.

	(in thousands of rupees)	
	Expenditure	
	During the year	To end of the year
ORISSA		
101-Farming Co-operatives		220
103-Seeds		14172
105-Manures and Fertilisers		3883
113-Agricultural Engineering		26
190-Investments in Public Sector and Other Undertakings	73	41841
195-Investments in Co-op. share Capital investment in Orissa FFD for infrastructure		1230
800-Other Expenditure		2028
Total : Government of Orissa	-73	63400
PUNJAB		
101-Farming Co-operatives		105 (C)
103-Seeds		-418 (D)
105-Manures and Fertilisers		-10
107-Plant Protection	9996	33087 (D)
108-Commercial Crops		-5
113-Agricultural Engineering		342
119-Horticulture and Vegetable Crops		1
190-Investments in Public Sector and Other Undertakings		37000 (D)
800-Other Expenditure		-2041
901-Deduct-Receipts and Recoveries on Capital Account	-5129	-123238
Total : Government of Punjab	4867	-55177
RAJASTHAN		
001-Directions and Administration		683
103 Seeds	3561	3561
104-Agricultural Farms		5719
105-Manures and Fertilisers	9400	56523
108-Commercial Crops		8479
119- Horticulture and Vegetable Crops	840	14634 (B)
190-Investments in Public Sector and Other Undertakings		96362
796-Tribal Areas Sub-Plan	287	34233
800-Other Expenditure	62453	3279530
Total : Government of Rajasthan	76541	3499724

(B) It includes investment in Rajasthan State Agro Industries Coop. Ltd. (Rs.41297 thousands) and Rajasthan Seed Corp. (Rs.51000 thousands).
(C) Progressive Minus Expenditure represents excess of recoveries over the Capital expenditure on the Scheme "Mechanised Nucleus Farms".
(D) The Progressive Minus Expenditure is due to the cumulative effect of excess of receipts over expenditure.


No. 7-B-4401 - ACCOUNT of CAPITAL OUTLAY on CROP HUSBANDRY during and to the end of the year 2005-06 - Contd.

	(In thousands of rupees)	
	During the year	To end of the year
SIKKIM		
103-Seeds		4549
104-Agricultural Farms	5989	47530
105-Manures and Fertilizers		2822
107-Plant Protection		2565
108-Commercial Crops		5966
109-Extension and Training		511
113-Agricultural Engineering		1281
119-Horticulture and Vegetable Crops	2811	17155
190-Investments in Public Sector and Other Undertakings		5005
800- Other Expenditure	828	6285
Total : Government of Sikkim	9628	93669
TAMIL NADU		
101-Farming Co-operatives		80
103-Seeds	197	472771
104-Agricultural Farm		161672
105-Manures and Fertilisers		-92444
107-Plant Protection		1559
108- Commercial Crops	3693	23386
113-Agricultural Engineering		508544
119-Horticulture and Vegetable Crops	-53	118245
190- Investments in Public Sector and Other Undertakings		78345
796-Tribal Areas Sub-Plan		10433
800-Other Expenditure	688	201904
901-Deduct-Receipts and Recoveries on Capital Account		-1028
Total : Government of Tamil Nadu	4525	1483467
TRIPURA		
101-Farming Co-operatives		2
103-Seeds	-11242	-313247
104-Agricultural farms	11509	21945
105-Manures and Fertilisers	2096	224445
107-Plant Protection		28223
108-Commercial Crops		8013
109-Extension and Training		6051
113-Agricultural Engineering		30907
119-Horticulture and Vegetable Crops	40654	163564
800-Other Expenditure	8876	58793
Total : Government of Tripura	51893	228696

No. 7-B-4401 - ACCOUNT of CAPITAL OUTLAY on CROP HUSBANDRY during and to the end of the year 2005-06 - Concl'd.

	(In thousands of rupees)	
	Expenditure	
	During the year	To end of the year
UTTAR PRADESH		
001-Direction and Administration	--	2000
101-Farming Co-operatives	--	1858
102- Food Grain Crops	--	71213
103-Seeds	124088	1256764
105-Manures and Fertilisers	-15887	136918
107-Plant Protection	46264	-276497
108-Commercial Crops	--	15374
113-Agricultural Engineering	--	671
119-Horticulture and Vegetable Crops	38346	145006
190-Investments in Public Sector and Other Undertakings	--	504957
800-Other Expenditure	15301	6594176
Total : Government of Uttar Pradesh	208112	8452440 (B)
UTTARAKHAND		
001-Direction and Administration	--	--
101-Farming Co-operatives	--	--
102-Food Grain Crops	--	7842
103-Seeds	16226	69730
105-Manures and Fertilizers	--	-73
107-Plant Protection	-51952	-59395
108-Commercial Crops	2000	14000
113-Agricultural Engineering	--	--
119-Horticulture and Vegetable Crops	47362	59154
190-Investments in Public Sector and Other Undertakings	--	--
800-Other Expenditure	--	-4351
Total : Government of Uttarakhand	13636	86907
WEST BENGAL		
001-Direction and Administration	--	4720
103-Seeds	--	47387
104-Agricultural Farms	2144	8542
105-Manures and Fertilisers	--	6064
107-Plant Protection	--	2088
108-Commercial Crops	--	253
111-Agriculture Economics Statistics	20	2112
113-Agricultural Engineering	--	1906
119-Horticulture and Vegetable Crops	--	995
190-Investments in Public Sector and Other Undertakings	--	80728
191-Investments in Co-operatives-Farming Co-operatives	--	2720
789 SpecialComponent Plan for S.C.	6146	6146
796-Tribal Areas Sub-Plan	706	63139
800-Other Expenditure	15872	43285
Total : Government of West Bengal	24888	270085
Total : Capital Outlay on Crop Husbandry	935849	54827592

(B) Includes Rs. 1850853 thousands yet to be apportioned between U.P. and Uttarakhand.



No. 7-C-6401 - ACCOUNT of LOANS for CROP HUSBANDRY showing the amounts ADVANCED and REPAID during the year ended 31st March, 2006 and the BALANCES of such LOANS at the commencement and at the end of the year 2005-06

	Union Government	U.T.Govt. Puducherry	STATE GOVERNMENTS							Item No.
			Andhra Pradesh	Arunachal Pradesh	Assam	Bihar	Chhattisgarh	NCT Delhi	Goa	
(In thousands of rupees)										
103-Seeds-										
Balance 1st April, 2005	6792		2205685		203640	672476				1
Advanced during the year	720									2
Repaid during the year	543									3
Balance 31st March, 2006	6969	0	2205685	0	203640	672476	0		0	4
104-Agricultural Farms-										
Balance 1st April, 2005	1156				984					5
Advanced during the year										6
Repaid during the year	102									7
Balance 31st March, 2006	1054	0	0	0	984	0	0		0	8
105-Manures and Fertilisers-										
Balance 1st April, 2005	25657		688250		6957	1723344	1693	-7408	106	9
Advanced during the year	5700									10
Repaid during the year	5146							1600		11
Balance 31st March, 2006	26211	0	688250	0	6957	1723344	1693	-9008 (B)	106	12
106-High Yielding Varieties Programmes-										
Balance 1st April, 2005						20302				13
Advanced during the year										14
Repaid during the year										15
Balance 31st March, 2006	0	0	0	0	0	20302	0		0	16
107-Plant Protection-										
Balance 1st April, 2005	3300		14569		150	33843				17
Advanced during the year										18
Repaid during the year										19
Balance 31st March, 2006	3300	0	14569	0	150	33843	0		0	20
108-Food Grains Crops-										
Balance 1st April, 2005	1523									21
Advanced during the year	50									22
Repaid during the year	1									23
Balance 31st March, 2006	1572	0	0	0	0	0	0	0	0	24

(B) Adverse balance is under investigation.

No. 7-C-6401 - ACCOUNT of LOANS for CROP HUSBANDRY showing the amounts ADVANCED and REPAID during the year ended 31st March, 2006 and the BALANCES of such LOANS at the commencement and at the end of the year 2005-06-Contd.

(In thousands of rupees)

Item No.	STATE GOVERNMENTS								Total carried over
	Gujarat	Haryana	Himachal Pradesh	Jammu and Kashmir	Jharkhand	Karnataka	Kerala	Madhya Pradesh	
1	49596		211		-59	78111			3216452
2									720
3	205		5		5	551			1309
4	49391	0	206	0	-64	77560	0	0	3215863
5							1347		3487
6									0
7									102
8	0	0	0	0	0	0	1347	0	3385
9	300485		35027			238026	13935	4670	3030742
10									5700
11	259								7005
12	300226	0	35027	0	0	238026	13935	4670	3029437
13				3823		-360			23765
14									0
15									0
16	0	0	0	3823	0	(A) -360	0	0	23765
17		26				2184			54072
18									0
19									0
20	0	26	0	0	0	2184	0	0	54072
21							106		1629
22									50
23									1
24	0	0	0	0	0	0	106	0	1678

(A) Reasons for minus balances are under examination.

Loans and Advances

No. 7-C-6401 - ACCOUNT of LOANS for CROP HUSBANDRY showing the amounts ADVANCED and REPAID during the year ended 31st March, 2006 and the BALANCES of such LOANS at the commencement and at the end of the year 2005-06-Contd.

	Total brought forward	STATE GOVERNMENTS						Item No.
		Maharashtra	Manipur	Meghalaya	Mizoram	Nagaland	Orissa	
103-Seeds-								
Balance 1st April, 2005	3216452	1798		58				1
Advanced during the year	720							2
Repaid during the year	1309	44						3
Balance 31st March, 2006	3215863	1754	0	58	0	0	0	4
104-Agricultural Farms-								
Balance 1st April, 2005	3487	67970						5
Advanced during the year	0							6
Repaid during the year	102	124						7
Balance 31st March, 2006	3385	67846	0	0	0	0	0	8
105-Manures and Fertilisers-								
Balance 1st April, 2005	3030742	41259		30074			484819	9
Advanced during the year	5700							10
Repaid during the year	7005						39493	11
Balance 31st March, 2006	3029437	41259	0	30074	0	0	445326	12
106-High Yielding Varieties Programmes-								
Balance 1st April, 2005	23765	9943						13
Advanced during the year	0							14
Repaid during the year	0							15
Balance 31st March, 2006	23765	9943	0	0	0	0	0	16
107-Plant Protection-								
Balance 1st April, 2005	54072	9307						17
Advanced during the year	0							18
Repaid during the year	0							19
Balance 31st March, 2006	54072	9307	0	0	0	0	0	20
108-Food Grains Crops-								
Balance 1st April, 2005	1629	12						21
Advanced during the year	50							22
Repaid during the year	1							23
Balance 31st March, 2006	1678	12	0	0	0	0	0	24

No. 7-C-6401 - ACCOUNT of LOANS for CROP HUSBANDRY showing the amounts ADVANCED and REPAID during the year ended 31st March, 2006 and the BALANCES of such LOANS at the commencement and at the end of the year 2005-06-Contd.

(In thousands of rupees)

Item No.	STATE GOVERNMENTS								Total
	Punjab	Rajasthan	Sikkim	Tamil Nadu	Tripura	Uttar Pradesh	Uttarakhand	West Bengal	
1	949	183934				-120		315190	3718261
2									720
3	95	249				7 (A)			1704
4	854	183685	0	0	0	-127	0	315190	3717277
5						-101			71356
6									0
7									220
8	0	0	0	0	0	-101 (A)	0	0	71130
9		189		-1401		-47815	-1	398468	3936314
10									5700
11		39		134 (A)		203			46874
12	0	130	0	-1535	0	-48018	-1 (A)	398468	3895140
13					1507				35215
14									0
15									0
16	0	0	0	0	1507	0	0	0	35215
17	12986	2172		-9866		1266		44152	114289
18									0
19									0
20	12986	2172	0	-9866 (A)	0	1266	0	44152	114289
21						-10616	-35		-9010
22									50
23						880	2 (A)		883
24	0	0	0	0	0	-11496	-37 (A)	0	-9043

(A) Minus balance is under examination with State Government.

Loans and Advances

No. 7-C-6401 - ACCOUNT of LOANS for CROP HUSBANDRY showing the amounts ADVANCED and REPAYED during the year ended 31st March, 2006 and the BALANCES of such LOANS at the commencement and at the end of the year 2005-06-Contd.

Item No.	STATE GOVERNMENTS								Total carried over
	Gujarat	Haryana	Himachal Pradesh	Jammu and Kashmir	Jharkhand	Karnataka	Kerala	Madhya Pradesh	
1	30					2091	51753	7	167570
2									0
3									40000
4	30	0	0	0	0	2091	51753	7	127570
5	1070					94		469	24308
6									0
7									1
8	1070	0	0	0	0	94	0	469	24307
9				70971					70971
10									0
11									0
12	0	0	0	70971	0	0	0	0	70971
13									0
14									0
15									0
16	0	0	0	0	0	0	0	0	0

Loans and Advances

No. 7-C-6401 - ACCOUNT of LOANS for CROP HUSBANDRY showing the amounts ADVANCED and REPAID during the year ended 31st March, 2006 and the BALANCES of such LOANS at the commencement and at the end of the year 2005-06-Contd.

Item No.	STATE GOVERNMENTS								Total
	Punjab	Rajasthan	Sikkim	Tamil Nadu	Tripura	Uttar Pradesh	Uttarakhand	West Bengal	
1				-17118		720	1387674	20000	1558846
2									0
3				3 (A)					40003
4	0	0	0	-17121	0	720	1387674	20000	1518843
5				16269		625			41309
6									0
7									1
8	0	0	0	16269	0	625	0	0	41308
9				790					71761
10									0
11									0
12	0	0	0	790	0	0	0	0	71761
13									0
14									0
15									0
16	0	0	0	0	0	0	0	0	0

(A) Minus balance is under investigation.

Loans and Advances

No. 7-C-6401 - ACCOUNT of LOANS for CROP HUSBANDRY showing the amounts ADVANCED and REPAYED during the year ended 31st March, 2006 and the BALANCES of such LOANS at the commencement and at the end of the year 2005-06-Contd.

	Union Government	U.T.Govt. Puduchery	STATE GOVERNMENTS							Item No.
			Andhra Pradesh	Arunachal Pradesh	Assam	Bihar	Chhattisgarh	NCT Delhi	Goa	
(In thousands of rupees)										
113-Agricultural Engineering-										
Balance 1st April, 2005	73		126407		27800	600			-266	1
Advanced during the year										2
Repaid during the year										3
Balance 31st March, 2006	73	0	126407	0	27800	600	0	0	(A) -266	4
114-Development of Oil Seeds-										
Balance 1st April, 2005										5
Advanced during the year										6
Repaid during the year										7
Balance 31st March, 2006	0	0	0	0	0	0	0	0	0	8
119-Horticulture and Vegetable Crops -										
Balance 1st April, 2005	3025		22822		74				7816	9
Advanced during the year	233								6200	10
Repaid during the year	90		10081						17	11
Balance 31st March, 2006	3168	0	12741	0	74	0	0	0	13999	12
190-Loans to Public Sector and other Undertakings-										
Balance 1st April, 2005	563764	9350	2195		101675	94197				13
Advanced during the year										14
Repaid during the year										15
Balance 31st March, 2006	563764	9350	2195	0	101675	94197	0	0	0	16
195-Loans to Farming Co-operatives-										
Balance 1st April, 2005	1692	1247	60673		2185	2378	427	8		17
Advanced during the year										18
Repaid during the year		375	883							19
Balance 31st March, 2006	1692	872	59790	0	2185	2378	427	8	0	20

(A) Minus balances are due to misclassification of repayment by the Department.

No. 7-C-6401 - ACCOUNT of LOANS for CROP HUSBANDRY showing the amounts ADVANCED and REPAID during the year ended 31st March, 2006 and the BALANCES of such LOANS at the commencement and at the end of the year 2005-06-Contd.

Item No.	STATE GOVERNMENTS								Total carried over
	Gujarat	Haryana	Himachal Pradesh	Jammu and Kashmir	Jharkhand	Karnataka	Kerala	Madhya Pradesh	
1	32891			29175		7000			223680
2									0
3				2					2
4	32891	0	0	29173	0	7000	0	0	223678
5									0
6									0
7									0
8	0	0	0	0	0	0	0	0	0
9	232		15569	4849		21842	349		76578
10									6433
11			66						10254
12	232	0	15503	4849	0	21842	349	0	72757
13			220728			64100	131274	26595	1213878
14							23999		23999
15									0
16	0	0	220728	0	0	64100	155273	26595	1237877
17	-4227					11143	5826	1178	82530
18									0
19									1258
20	(A) -4227	0	0	0	0	11143	5826	1178	81272

(A) Minus balances are under investigation.

Loans and Advances

No. 7-C-6401 - ACCOUNT of LOANS for CROP HUSBANDRY showing the amounts ADVANCED and REPAYED during the year ended 31st March, 2006 and the BALANCES of such LOANS at the commencement and at the end of the year 2005-06-Contd.

	Total brought forward	STATE GOVERNMENTS						Item No.
		Maharashtra	Manipur	Meghalaya	Mizoram	Nagaland	Orissa	
(In thousands of rupees)								
113-Agricultural Engineering-								
Balance 1st April, 2005	223680			3291				1
Advanced during the year	0							2
Repaid during the year	2							3
Balance 31st March, 2006	223678	0	0	3291	0	0	0	4
114-Development of Oil Seeds-								
Balance 1st April, 2005	0							5
Advanced during the year	0							6
Repaid during the year	0							7
Balance 31st March, 2006	0	0	0	0	0	0	0	8
113-Horticulture and Vegetable Crops -								
Balance 1st April, 2005	76578	5538	951			353		9
Advanced during the year	6433							10
Repaid during the year	10254	2						11
Balance 31st March, 2006	72757	5536	951	0	0	353	0	12
190-Loans to Public Sector and other Undertakings-								
Balance 1st April, 2005	1213878	606735						13
Advanced during the year	23999	75653						14
Repaid during the year	0	3						15
Balance 31st March, 2006	1237877	682385	0	0	0	0	0	16
195-Loans to Farming Co-operatives-								
Balance 1st April, 2005	82530		531					17
Advanced during the year	0							18
Repaid during the year	1258							19
Balance 31st March, 2006	81272	0	531	0	0	0	0	20

No. 7-C-6401 - ACCOUNT of LOANS for CROP HUSBANDRY showing the amounts ADVANCED and REPAYED during the year ended 31st March, 2006 and the BALANCES of such LOANS at the commencement and at the end of the year 2005-06-Contd.

Item No.	STATE GOVERNMENTS								Total
	Punjab	Rajasthan	Sikkim	Tamil Nadu	Tripura	Uttar Pradesh	Uttarakhand	West Bengal	
1				50894		2075			279940
2									0
3				-42					-40
4	0	0	0	50936	0	2075	0	0	279980
5				3791					3791
6									0
7									0
8	0	0	0	3791	0	0	0	0	3791
9		1382		-8532	1262	2783			80315
10									6433
11									10256
12	0	1382	0	(A) -8532	1262	2783	0	0	76492
13	4160			243966		84346		495811	2648896
14				163425					263077
15				47		206			256
16	4160	0	0	407344	0	84140	0	495811	2911717
17		1667		28991		3650228			3763947
18									0
19						56			1314
20	0	1667	0	28991	0	3650172	0	0	3762633

(A) Minus balance is under examination.

Loans and Advances

No. 7-C-6401 - ACCOUNT of LOANS for CROP HUSBANDRY showing the amounts ADVANCED and REPAYED during the year ended 31st March, 2006 and the BALANCES of such LOANS at the commencement and at the end of the year 2005-06-Contd.

	Union Government	U.T.Govt. Puducherry	STATE GOVERNMENTS							Item No.
			Andhra Pradesh	Arunachal Pradesh	Assam	Bihar	Chhattisgarh	NCT Delhi	Goa	
(In thousands of rupees)										
796-Tribal Areas Sub-Plan-										
Balance 1st April, 2005			1765				59	856		1
Advanced during the year										2
Repaid during the year										3
Balance 31st March, 2006	0	0	1765	0	0	59	856	0	0	4
800-Other Loans-										
Balance 1st April, 2005	-13311	14800	11080	991	50	86427	161538	2240	218	5
Advanced during the year	117						4029			6
Repaid during the year	148 (A)		51			4	438		-14	7
Balance 31st March, 2006	-13342	14800	11029	991	50	86423	165129	2240	232	8
895-Loans to Farming Co-operatives-										
Balance 1st April, 2005										9
Advanced during the year										10
Repaid during the year										11
Balance 31st March, 2006	0	0	0	0	0	0	0	0	0	12
Total : Crop Husbandry-										
Balance 1st April, 2005	604166	25397	3237270	991	343515	2655515 (B)	164670	-5160	7874	13
Advanced during the year	6820	0	0	0	0	0	4029	0	6200	14
Repaid during the year	6030	375	51015	0	0	4	439	1600	3	15
Balance 31st March, 2006	604956	25022	3186255	991	343515	2655511	168260	-6760	14071	16
Interest received and credited to revenue	127		63							17

(A) Adverse balances are under investigation.

(B) Opening balances includes un-divided closing balance of composit Bihar as on 14/11/2000.

No. 7-C-6401 - ACCOUNT of LOANS for CROP HUSBANDRY showing the amounts ADVANCED and REPAYED during the year ended 31st March, 2006 and the BALANCES of such LOANS at the commencement and at the end of the year 2005-06-Contd.

Item No.	STATE GOVERNMENTS								Total carried over
	Gujarat	Haryana	Himachal Pradesh	Jammu and Kashmir	Jharkhand	Karnataka	Kerala	Madhya Pradesh	
1	936		153					2358	6127
2									0
3									0
4	936	0	153	0	0	0	0	2358	6127
5	85697	11927	67669	88376	-90	77964	18666	763467	1377709
6				6			2052	20991	27195
7	41	100	239	481	44		16	10550	12098
8	85656	11827	67430	87901	-134	77964	20702	773908	1392806
9									0
10									0
11									0
12	0	0	0	0	0	0	0	0	0
13	466710	11953	339357	197194	-149	502195	223256	798744	9573498
14	0	0	0	6	0	0	26051	20991	64097
15	505	100	310	483	49	551	16	10550	72030
16	466205	11853	339047	196717	-198	501644	249291	809185	9565566
17		1420	611					49630	51724

(B) Includes Rs.296561 thousands yet to be apportioned between M.P. and Chhattisgarh.

Loans and Advances

No. 7-C-6401 - ACCOUNT of LOANS for CROP HUSBANDRY showing the amounts ADVANCED and REPAID during the year ended 31st March, 2006 and the BALANCES of such LOANS at the commencement and at the end of the year 2005-06-Contd.

	Total brought forward	STATE GOVERNMENTS						Item No.
		Maharashtra	Manipur	Meghalaya	Mizoram	Nagaland	Orissa	
(In thousands of rupees)								
796-Tribal Areas Sub-Plan-								
Balance 1st April, 2005	6127	17					1920	1
Advanced during the year	0							2
Repaid during the year	0							3
Balance 31st March, 2006	6127	17	0	0	0	0	1920	4
800-Other Loans-								
Balance 1st April, 2005	1377709	93214	10990	1947	-35	2542	19572	5
Advanced during the year	27195							6
Repaid during the year	12098	431			(A) -35			7
Balance 31st March, 2006	1392806	92783	10990	1947	0	2542	19572	8
895-Loans to Farming Co-operatives-								
Balance 1st April, 2005	0							9
Advanced during the year	0							10
Repaid during the year	0							11
Balance 31st March, 2006	0	0	0	0	0	0	0	12
Total : Crop Husbandry-								
Balance 1st April, 2005	9673498	836793	12579	35370	-35	2895	506311	13
Advanced during the year	64097	75653	0	0	0	0	0	14
Repaid during the year	72030	604	0	0	(A) -35	0	39493	15
Balance 31st March, 2006	9665666	910842	12579	35370	0	2895	466818	16
Interest received and credited to revenue	51724	2400						17

(A) Minus figure is due to adjustment of earlier years outstanding balances.

No. 7-C-6401 - ACCOUNT of LOANS for CROP HUSBANDRY showing the amounts ADVANCED and REPAID during the year ended 31st March, 2006 and the BALANCES of such LOANS at the commencement and at the end of the year 2005-06-Concl'd.

(In thousands of rupees)

Item No.	STATE GOVERNMENTS								Total
	Punjab	Rajasthan	Sikkim	Tamil Nadu	Tripura	Uttar Pradesh	Uttarakhand	West Bengal	
1	--	--	--	--	--	--	--	-22	8042
2	--	--	--	--	--	--	--	--	0
3	--	--	--	--	--	--	--	--	0
4	0	0	0	0	0	0	0	(B) -22	8042
5	648307	156735	1600	111317	61	1	--	424913	2848873
6	--	--	--	--	--	--	--	--	27195
7	131459	45282	--	823	--	76	--	--	190134
8	516848	111453	1600	110494	61	-75	0	424913	2685934
9	--	--	--	--	--	--	--	--	0
10	--	--	--	--	--	--	--	--	0
11	--	--	--	--	--	--	--	--	0
12	0	0	0	0	0	0	0	0	0
13	666402	346059	1600	419301	2830	3683392	1387616	1698534	19172146
14	0	0	0	163425	0	0	0	0	303175
15	131554	45570	0	965	0	1428	2	0	291611
16	534848	300489	1600	581761	2830	3681964	1387614	1698534	19183709
17	2915	15449	--	--	--	--	--	421	72909

(A) Includes Rs.3701770 thousands yet to be apportioned between U.P. and Uttarakhand.

(B) Minus balances due to non-apportionment of unallocated balances.

Loans and Advances

No. 8-A-2402-ACCOUNT of EXPENDITURE on SOIL AND WATER CONSERVATION for the year ended 31st March, 2006

	Union Government	U.T. Govt. Puducherry	STATE GOVERNMENTS						Item No.
			Andhra Pradesh	Arunachal Pradesh	Assam	Bihar	Chhattisgarh	NCT Delhi	
001-Direction and Administration	15926	6658		127926	151423	5842			1
101-Soil Survey and Testing	87269		35522	1928	1647	6455	2919		2
102-Soil Conservation	25772	2417	134633		46328	62967	74386	3646	3
103-Land Reclamation and Development	5624			42986	18975				4
109-Extension and Training	5700			1566					5
191-Assistance to Local Bodies Corporation									6
196-Assistance to Zila Parishads/ District Level Panchayats	500								7
197-Assistance to Taluk Panchayats									8
198-Assistance to Gram Panchayats	1821								9
203-Land Reforms and Extension									10
789-Special Component Plan for Scheduled Castes			1913						11
792-Irrecoverable Loans written off									12
794-Special Central Assistance for Tribal Sub-Plan									13
796-Tribal Area Sub-Plan			6303		1838		7482		14
799-Suspense									15
800-Other Expenditure	54898			23991	1933				16
911-Deduct-Recoveries of Overpayments		-14							17
Total: Expenditure on Soil and Water Conservation	197510	9061	178371	198397	222144	75264	84787	3646	18
Charged									19
Voted	197510	9061	178371	198397	222144	75264	84787	3646	20

No. 8-A-2402-ACCOUNT of EXPENDITURE on SOIL AND WATER CONSERVATION for the year ended 31st March, 2006-Contd.

	Total brought forward	STATE GOVERNMENTS							Item No.
		Madhya Pradesh	Maharashtra	Manipur	Meghalaya	Mizoram	Nagaland	Orissa	
001-Direction and Administration	457141	132	73285	39570	132043	54896	54749	151382	1
101-Soil Survey and Testing	484314	29606	65098	11089	2709	100	11517	25203	2
102-Soil Conservation	2731942	247435	105379	105887	44044	6324	104895	91054	3
103-Land Reclamation and Development	70152			7431		3163	97362	9999	4
109-Extension and Training	21138	1385			10027	1301		3033	5
191-Assistance to Local Bodies Corporation	0								6
196-Assistance to Zila Parishads/ District Level Panchayats	311475								7
197-Assistance to Taluk Panchayats	2156								8
198-Assistance to Gram Panchayats	253077								9
203-Land Reforms and Extension	0								10
789-Special Component Plan for Scheduled Castes	1913								11
792-Irrecoverable Loans written off	0								12
794-Special Central Assistance for Tribal Sub-Plan	0								13
796-Tribal Area Sub-plan	346458	13233							14
799-Suspense	0		41						15
800-Other Expenditure	94751				117306	10857		374211	16
911-Deduct-Recoveries of Overpayments	-455		-23						17
Total: Expenditure on Soil and Water Conservation	4774062	291791	243780	163977	306129	76641	268523	654882	18
Charged	0			0	0	0	0	0	19
Voted	4774062	291791	243780	163977	306129	76641	268523	654882	20

No. 8-A-2402-ACCOUNT of EXPENDITURE on SOIL AND WATER CONSERVATION for the year ended 31st March, 2006-Contd.

Item No.	STATE GOVERNMENTS								Total carried over
	Goa	Gujarat	Haryana	Himachal Pradesh	Jammu and Kashmir	Jharkhand	Karnataka	Kerala	
1	3689		45647	5671	30330	3228		60801	457141
2		7346	22502	246665	16394	19135	7538	28992	484314
3	10431	500856	151915		195508	108854	1181783	232746	2731942
4					2567				70152
5				903		3442	6661	2866	21138
6									0
7							310088	887	311475
8							2156		2156
9							251256		253077
10									0
11									1913
12									0
13									0
14		303982		26853					346458
15									0
16		5082	500		8347				94751
17	-228							-213	-455
18	13892	817068	220464	280092	283146	134659	1759482	326079	4774082
19									0
20	13892	817068	220464	280092	283146	134659	1759482	326079	4774062

No. 8-A-2402-ACCOUNT of EXPENDITURE on SOIL AND WATER CONSERVATION for the year ended 31st March, 2006-Contd.

Item No.	STATE GOVERNMENTS								Total
	Punjab	Rajasthan	Sikkim	Tamil Nadu	Tripura	Uttar Pradesh	Uttarakhand	West Bengal	
1	317122	27111	35465		45837	22026		653	1411412
2		11132		106551		680638	42208	16477	1486642
3	17008	103771	4045	415585	13905	247671		85957	4324902
4				185259		902771			1276137
5								2956	39840
6									0
7		487224							798699
8									2156
9									253077
10									0
11								366	2279
12									0
13									0
14		93				2500	4800	214	367296
15									41
16			1505						598630
17									-478
18	334130	629331	41015	707395	59742	1855606	47008	106623	10660636
19		179							179
20	334130	629152	41015	707395	59742	1855606	47008	106623	10560456

(A) Includes Rs. 320 thousands as clearance of OB Suspense pertaining to the year 2003-04.

(B) Includes Rs. 3549 thousands spent out of advances from the Contingency Fund upto 31-3-2001 and recouped to the fund during 2005-06.

Economic Service

No. 8-B-4402-ACCOUNT of CAPITAL OUTLAY on SOIL AND WATER CONSERVATION during and to the end of the year 2005-06

	(In thousands of rupees)	
	Expenditure	
	During the year	To end of the year
UNION GOVERNMENT		
102-Soil Conservation	--	111233
800-Other Expenditure	1904	50344
Total: Union Government	1904	161577
UNION TERRITORY GOVERNMENT		
PUDUCHERRY		
102-Soil Conservation	--	2127
Total: Government of Puducherry	0	2127
STATE GOVERNMENTS		
ANDHRA PRADESH		
102-Soil Conservation	--	133
Total: Government of Andhra Pradesh	0	133
ARUNACHAL PRADESH		
102-Soil Conservation	--	20165
800-Other Expenditure	--	102059
Total: Government of Arunachal Pradesh	0	122224
ASSAM		
100-Investment in Public Sector and other undertakings	--	39071
Total: Government of Assam	0	39071
BIHAR		
102-Soil Conservation	--	5662
796-Tribal Area Sub-Plan	--	1516
800-Other Expenditure	--	35805
Total: Government of Bihar	0	42983
CHHATTISGARH		
102-Soil Conservation	--	481
789-Special Component Plan for Scheduled Castes	23517	88445
796-Tribal Area Sub-Plan	35233	131172
800-Other Expenditure	99191	218620
Total: Government of Chhattisgarh	157941	438718
NCT DELHI		
101- Soil Survey and Testing	--	412
102-Soil conservation	--	3486
Total: Government of NCT Delhi	0	3898
GOA		
102-Soil Conservation	11283	91135
800-Other Expenditure	--	--
Total: Government of Goa	11283	91135

No. 8-B-4402-ACCOUNT of CAPITAL OUTLAY on SOIL AND WATER CONSERVATION during and to the end of the year 2005-06-Contd.

	(In thousands of rupees)	
	Expenditure	
	During the year	To end of the year
GUJARAT		
101-Soil Survey and Training	--	673
102-Soil Conservation	6704	645944
203-Land Reclamation and Development	--	278
796-Tribal Area Sub-Plan	25	15826
800-Other Expenditure	--	133799
Total: Government of Gujarat	6729	796520
HARYANA		
203-Land Reclamation and Development	--	13664
Total: Government of Haryana	0	13664
HIMACHAL PRADESH		
102-Soil Conservation	57958	496956
800-Other Expenditure	--	-16
Total: Government of Himachal Pradesh	57958	496940
JAMMU AND KASHMIR		
001-Direction and Administration	--	324643
101-Soil Survey and Testing	--	134
102-Soil Conservation	111125	705206
800-Other Expenditure	139548	1666423
Total: Government of Jammu and Kashmir	250673	2696406
KARNATKA		
800-Other Expenditure	199874	199874
Total: Government of Kerala	199874	199874
KERALA		
101-Soil and Testing	1500	(B) 5103
203-Land Reclamation and Development	--	208741
800-Other Expenditure	95000	267695
Total: Government of Kerala	96500	481539
MADHYA PRADESH		
102-Soil Conservation	--	325635
203-Land Reclamation and Development	--	21588
789-Special Component Plan for Scheduled Castes	31370	191628
7...-Tribal Area Sub-Plan	39532	525846
800-Other Expenditure	80605	915635
Total: Government of Madhya Pradesh	151508	1980632 (A)

(A) Includes Rs. 1182436 thousands yet to be apportioned between Madhya Pradesh and Chhatisgarh.

(B) Difference of Rs. One thousand is due to rounding.

No. 8-B-4402-ACCOUNT of CAPITAL OUTLAY on SOIL AND WATER CONSERVATION during and to the end of the year 2005-06-Contd.

	(In thousands of rupees)	
	Expenditure	
	During the year	To end of the year
MAHARASHTRA		
101-Soil Survey and Testing	87578	1770712
102-Soil Conservation	1033902	16027963
203-Land Reclamation and Development	--	526
796-Tribal Area Sub Plan	239334	1525021
800-Other Expenditure	--	3300
901-Deduct-receipts and recoveries on Capital Account	-26438	-153044
Total: Government of Maharashtra	1334376	19174478
MANIPUR		
102-Soil Conservation	--	15476
800-Other Expenditure	--	168625
Total: Government of Manipur	0	184101
MIZORAM		
203-Land Reclamation and Development	29450	70138
800-Other Expenses	--	800
Total: Government of Mizoram	29450	70938
NAGALAND		
800-Other Expenditure	2400	12175
Total: Government of Nagaland	2400	12175
ORISSA		
190-Investment in Public Sector and Other Undertakings	--	36268
796-Tribal Area Sub-Plan	--	4241
800-Other Expenditure	--	-40
Total: Government of Orissa	0	(B) 40469
PUNJAB		
102-Soil Conservation	83589	95871
203-Land Reclamation and Development	--	8033
800-Other Expenditure	152	4822
Total: Government of Punjab	83741	108726
RAJASTHAN		
102-Soil Conservation	163294	1810496
Total Government of Rajasthan	163294	1810496
TAMIL NADU		
102-Soil Conservation	94091	336851
796-Tribal Area Sub Plan	9290	9290
800-Other Expenditure	--	73130
Total: Government of Tamil Nadu	103381	419271

(B) Minus expenditure is under investigation.

No. 8-B-4402-ACCOUNT of CAPITAL OUTLAY on SOIL AND WATER CONSERVATION during and to the end of the year 2005-06-Conclid.

	(In thousands of rupees)	
	Expenditure	
	During the year	To end of the year
TRIPURA		
800-Other Expenditure	31952	146688
Total: Government of Tripura	31952	146688
UTTAR PRADESH		
101-Soil Survey and Testing	--	-1287
102-Soil Conservation	--	32920
800-Other Expenditure	--	-75275
Total: Government of Uttar Pradesh	0	-43642
UTTARAKHAND		
101-Soil Survey and Testing	--	--
102-Soil Conservation	--	--
800-Other Expenditure	--	--
Total: Government of Uttarakhand	0	0
WEST BENGAL		
101-Soil Survey and Testing	--	1974
800-Other Expenditure	--	4591
Total: Government of West Bengal	0	6565
Total: Capital Outlay on Soil and Water Conservation	2682964	29493794

Economic Services

No. 8-C-6402-ACCOUNT of LOANS for SOIL AND WATER CONSERVATION showing the amounts ADVANCED and REPAID during the year ended 31st March, 2006 and the BALANCES of such LOANS at the commencement and at the end of the year 2005-06

	Union Government	U.T. Govt. Puducherry	STATE GOVERNMENTS							Item No.
			Andhra Pradesh	Arunachal Pradesh	Assam	Bihar	Chhattisgarh	NCT Delhi	Goa	
(In thousands of rupees)										
101-Soil Survey and Testing-										
Balance 1st April, 2005										1
Advanced during the year										2
Repaid during the year								3 (B)		3
Balance 31st March, 2006	0	0	0	0	0	0	0	-3	0	4
102-Soil Conservation-										
Balance 1st April, 2005	-6473		24626				13718	13718		5
Advanced during the year										6
Repaid during the year	110 (A)							50		7
Balance 31st March, 2006	-6583	0	24626	0	0	13718	13668	0	0	8
203-Land Reclamations and Development-										
Balance 1st April, 2005			1916							9
Advanced during the year										10
Repaid during the year			5109 (D)							11
Balance 31st March, 2006	0	0	-3193	0	0	0	0	0	0	12
796-Tribal Area Sub-plan-										
Balance 1st April, 2005						11776	34658			13
Advanced during the year										14
Repaid during the year										15
Balance 31st March, 2006	0	0	0	0	0	11776	34658	0	0	16
800-Other Loans-										
Balance 1st April, 2005	79929			112	11989		32790		470	17
Advanced during the year	50000									18
Repaid during the year	70902						36			19
Balance 31st March, 2006	59027	0	0	112	11989	0	32754	0	470	20
Total : Loans for Soil and Water Conservation										
Balance 1st April, 2005	73466	0	26542	112	11989	(C) 25494	81166	0	470	21
Advanced during the year	50000	0	0	0	0	0	0	0	0	22
Repaid during the year	71012	0	5109	0	0	0	89	0	0	23
Balance 31st March, 2006	52444	0	21433	112	11989	25494	81077	0	470	24
Interest received and credited to revenue	10000									25

(A) Adverse Balances are under investigation.

(B) Minus balances are under reconciliation.

(C) Opening balance includes the undivided closing balance of composit Bihar as on 14/11/2000.

(D) Minus balance is due to misclassification in the initial accounts which is under investigation.

No. 8-C-6402-ACCOUNT of LOANS for SOIL AND WATER CONSERVATION showing the amounts ADVANCED and REPAID during the year ended 31st March, 2006 and the BALANCES of such loans at the commencement and at the end of the year 2005-06-Contd.

Item No.	STATE GOVERNMENTS								Total carried over
	Gujarat	Haryana	Himachal Pradesh	Jammu and Kashmir	Jharkhand	Karnataka	Kerala	Madhya Pradesh	
1									0
2									0
3									3
4	0	0	0	0	0	0	0	0	3
5	291031		7425	514		1073373	20134	34067	1472133
6									0
7	13		699			1222	25	1917	4036
8	291018	0	6726	514	0	1072151	20109	32150	1468097
9	21306					13022			36244
10									0
11									5109
12	21306	0	0	0	0	13022	0	0	31135
13	62878		7217					95535	212064
14									0
15			13						13
16	62878	0	7204	0	0	0	0	95535	212051
17	-18						2381	88001	215654
18									50000
19									70938
20	(A) -18	0	0	0	0	0	2381	88001	194716
21	376197	0	14642	514	0	1086396	22515	217603	1936096
22	0	0	0	0	0	0	0	0	50000
23	13	0	712	0	0	1222	26	1917	80099
24	376184	0	13930	514	0	1086173	22490	215686	1906996
25			1349						11349

(A) Minus balances are under investigation.

Loans and Advances

No. 8-C-6402-ACCOUNT of LOANS for SOIL AND WATER CONSERVATION showing the amounts ADVANCED and REPAID during the year ended 31st March, 2006 and the BALANCES of such LOANS at the commencement and at the end of the year 2005-06-Contd.

	Total brought forward	STATE GOVERNMENTS						Item No.
		Maharashtra	Manipur	Meghalaya	Mizoram	Nagaland	Orissa	
101-Soil Survey and Testing-								
Balance 1st April, 2005	0							1
Advanced during the year	0							2
Repaid during the year	3							3
Balance 31st March, 2006	-3	0	0	0	0	0	0	4
102-Soil Conservation-								
Balance 1st April, 2005	1472133	252955						5
Advanced during the year	0							6
Repaid during the year	4036	3290						7
Balance 31st March, 2006	1468097	249665	0	0	0	0	0	8
203-Land Reclamations and Development-								
Balance 1st April, 2005	36244							9
Advanced during the year	0							10
Repaid during the year	5109							11
Balance 31st March, 2006	31135	0	0	0	0	0	0	12
796-Tribal Area Sub-plan-								
Balance 1st April, 2005	212054							13
Advanced during the year	0							14
Repaid during the year	13							15
Balance 31st March, 2006	212051	0	0	0	0	0	0	16
800-Other Loans-								
Balance 1st April, 2005	215654							17
Advanced during the year	50000							18
Repaid during the year	70938							19
Balance 31st March, 2006	194716	0	0	0	0	0	0	20
Total : Loans for Soil and Water Conservation								
Balance 1st April, 2005	1936096	252955	0	0	0	0	0	21
Advanced during the year	50000	0	0	0	0	0	0	22
Repaid during the year	80099	3290	0	0	0	0	0	23
Balance 31st March, 2006	1905996	249665	0	0	0	0	0	24
Interest received and credited to revenue	11349							25

**No. 8-C-6402-ACCOUNT of LOANS for SOIL AND WATER CONSERVATION showing the amounts ADVANCED and
REPAID during the year ended 31st March, 2006 and the BALANCES of such loans at the
commencement and at the end of the year 2005-06-Concid.**

Item No.	STATE GOVERNMENTS								Total
	Punjab	Rajasthan	Sikkim	Tamil Nadu	Tripura	Uttar Pradesh	Uttarakhand	West Bengal	
1									0
2									0
3									3
4	0	0	0	0	0	0	0	0	-3
5	4995	4017		588035		40942	-52		2363025
6	28894								28894
7	1472	40		4357					13195
8	32417	3977	0	583678	0	40942	-52	0	2378724
9									36244
10									0
11									5109
12	0	0	0	0	0	0	0	0	31135
13									212064
14									0
15									13
16	0	0	0	0	0	0	0	0	212051
17	2688464			27368					2931506
18									50000
19	13244			608					84790
20	2675220	0	0	26780	0	0	0	0	2896716
21	2693469	4017	0	616423	0	40942	-52	0	5642839
22	28894	0	0	0	0	0	0	0	78894
23	14716	40	0	4866	0	0	0	0	103110
24	2707637	3977	0	610468	0	40942	-52	0	5518623
25									11349

(A) Minus balance is under investigation.

Loans and Advances

No.9-0403-ACCOUNT of RECEIPTS from ANIMAL HUSBANDRY for the year ended 31st March, 2006

(In thousands of rupees)

	Union Government	U.T. Govt. Puducherry	STATE GOVERNMENTS							Item No.	
			Andhra Pradesh	Arunachal Pradesh	Assam	Bihar	Chhattisgarh	NCT Delhi	Goa		
101-Services and Service Fees										1	
102-Receipt from Cattle and Buffalo development	32040	4		1413			1905	3144		3568	2
103-Receipt from Poultry development	24183	790	211	1621			682	6828		1115	3
104-Receipts from Sheep and Wool development	4868		55224	19			65	97			4
105-Receipts from Piggery development			1476	507				243		137	5
106-Receipts from Fodder and Feed development	1885			135			25	15			6
107-Receipts from Poultry Development											7
108-Receipts from Other Livestock development			1573					491			8
109-Extension and Training											9
110-Grants from Indian Council of Agricultural Research											10
111-Meat Processing											11
113-Administrative Investigation/ and Statics											12
195-Assistance to Animal Husbandary Co-operatives											13
501-Services and Service Fees			911				205	26	1842	1550	14
796-Tribal Area Sub-plan											15
797-Transfers to/from Reserve Fund and Deposit Accounts											16
798-International Co-operation											17
800-Other Receipts	37852	149	13864	66	4083	752	15505	2071		975	18
900-Deduct - Refunds											19
Total: Receipts from Animal Husbandry	100828	943	73259	3761	4083	3634	26349	3913	7345	20	

No.9-0403-ACCOUNT of RECEIPTS from ANIMAL HUSBANDARY for the year ended 31st March, 2006-Contd.

Item No.	STATE GOVERNMENTS								Total carried over
	Gujarat	Haryana	Himachal Pradesh	Jammu and Kashmir	Jharkhand	Karnataka	Kerala	Madhya Pradesh	
1									0
2	3804	407	465	4556	509	4913	45153	8694	110575
3	2868	394	312	6657		8125	5430	3499	62715
4	212	997	463	18218		85		226	80474
5		208		3		621	1257	114	4566
6	100	1	58	3898				61	6178
7									0
8	8		225	2623		3333	1	65	8319
9									0
10									0
11									0
12									0
13									0
14	9062	2	607	49	267	17172	1845	896	34434
15									0
16									0
17									0
18	19986	14466	3133	3752	1801	3013	3083	18004	142555
19	-4	-24						-7	-35
20	36036	16451	5263	39756	2577	37262	56769	31552	449781

Economic Services

COMBINED FINANCE AND REVENUE ACCOUNTS OF THE UNION AND STATE GOVERNMENTS IN INDIA FOR THE YEAR 2006-06

No.9-0403-ACCOUNT of RECEIPTS from ANIMAL HUSBANDARY for the year ended 31st March, 2006-Contd.

	Total brought forward	STATE GOVERNMENTS						Item No.
		Maharashtra	Manipur	Meghalaya	Mizoram	Nagaland	Orissa	
101-Services and Service Fees	0	67545						1
102-Receipt from Cattle and Buffalo development	110575	3072		1622	244	5	5425	2
103-Receipt from Poultry development	62715	9166		1735	561	367	1599	3
104-Receipts from Sheep and Wool development	80474	122		301	68		82	4
105-Receipts from Piggery development	4566			3068	1310	16	72	5
106-Receipts from Fodder and Feed development	6178	199		219	440		777	6
107-Receipts from Poultry Development	0							7
108-Receipts from Other Livestock development	8319	107			3		61	8
109-Extension and Training	0							9
110-Grants from Indian Council of Agricultural Research	0	38						10
111-Meat Processing	0							11
113-Administrative Investigation/ and Statics	0							12
195-Assistance to Animal Husbandary Co-operatives.	0							13
501-Services and Service Fees	34434		10		719	4		14
796-Tribal Area Sub-plan	0							15
797-Transfers to/from Reserve Fund and Deposit Accounts	0							16
798-International Co-operation	0							17
800-Other Receipts	142555	42613	716	6228	2050	3278	641	18
900-Deduct - Refunds	-350							19
Total: Receipts from Animal Husbandary	449781	122862	726	13173	5395	3670	8657	20

COMBINED FINANCE AND REVENUE ACCOUNTS OF THE UNION AND STATE GOVERNMENTS IN INDIA FOR THE YEAR 2006-06

No.9-0403-ACCOUNT of RECEIPTS from ANIMAL HUSBANDARY for the year ended 31st March, 2006-Concid.

(In thousands of rupees)

Item No.	STATE GOVERNMENTS								Total
	Punjab	Rajasthan	Sikkim	Tamil Nadu	Tripura	Uttar Pradesh	Uttarakhand	West Bengal	
1								20212	87757
	6002	3612	160	7430				7704	145851
3	649	113	2	1553		12197		4815	95472
4	476	1207	12	646		1701		363	85452
5	1233	340	534	756		1017		1823	14735
6	2724	86		554		1660		1266	14103
7								131	131
8		133				5758		23	14404
9									0
10				536				233	807
11									0
12									0
13									0
14	26706	8968				10983		133	81957
15									0
16									0
17									0
18	28959		3362	64753	13056	72820	10256	5591	396878
19						-250			-285
20	66749	14459	4070	76228	13056	105886	10256	42294	937262

Economic Services

No. 9-A-2403-ACCOUNT of EXPENDITURE on ANIMAL HUSBANDRY for the year ended 31st March, 2006

(In thousands of rupees)

	Union Government	U.T. Govt. Puduchery	STATE GOVERNMENTS							Item No
			Andhra Pradesh	Arunachal Pradesh	Assam	Bihar	Chhattisgarh	NCT Delhi	Goa	
001-Direction and Administration	17897	10486	1730517	31454	127457	72360	68924	21544	11200	1
003-Training			465							2
101-Veterinary Services and Animal Health	520704	78737	176919	79409	317869	274813	255598	91947	18075	3
102-Cattle and Buffalo Development	1388471	52533	27864	44502	183089	179508	147949		22820	4
103-Poultry Development	142751	5383	4672	7210	68731	15581	44143	4224	4744	5
104-Sheep and Wool Development	51401	2866	33679	4836	4238		1064			6
105-Piggery Development	2495	158	2925	5846	10475	585	3510		1993	7
106-Other Live Stock Development	2712	86		3372	876	6011				8
107-Fodder and Feed Development	86303	63	4754	8064	29442	3422	5291		3267	9
108-Insurance of Live Stock and Poultry										10
109-Extension and Training	1239			6109	17958	1182	35384		3348	11
111-Meat Processing								313	13100	12
113-Administrative Investigation and Statistics	5916	1692	3855		6460	33806	25456	1047	2374	13
190-Assistance to Public Sector and Other undertakings										14
191-Assistance to Local Bodies, Corporations etc.										15
192-Assistance to Municipalities										16
195-Assistance to Animal Husbandry Cooperatives										17
196-Assistance to Zila Panchayats										18
197-Assistance to Taluk Panchayats										19
198-Assistance to Gram Panchayats	2984									20
789-Special Component Plan for Scheduled Castes		35177	36303				19898			21
793-Special Central Assistance for Scheduled Caste Component plan										22
794-Special Central Assistance for tribal sub-plan										23
795-Assistance to Local Bodies etc.										24
796-Tribal Area Sub-plan	3094		10425		21640		229248			25
798-International Co-operation	5626									26
800-Other Expenditure	2711	7414	6100	26767	65389		46552	2975	1016	27
911-Deduct-Recoveries of Overpayments		-26							-15	28
Total: Expenditure on Animal Husbandry	2234304	192569	2038278	217569	853624	587268	883017	122050	81622	29
Charged			153				235			30
Voted	2234304	192569	2038125	217569	853624	587268	882782	122050	81622	31

No. 9-A-2403-ACCOUNT of EXPENDITURE on ANIMAL HUSBANDRY for the year ended 31st March, 2006-Contd.

(In thousands of rupees)

Item No.	STATE GOVERNMENTS								Total carried over
	Gujarat	Haryana	Himachal Pradesh	Jammu and Kashmir	Jharkhand	Karnataka	Kerala	Madhya Pradesh	
1	53114	20566	35458	498586	46411	120793	50795	88095	3005657
2									465
3	351132	768305	483538	131084	153262	129735	648392	783853	5241372
4	257035	343828	29882	148301	92850	11764	285016	442950	3658162
5	49339	11342	27183	53485	10185	22377	64488	34582	570420
6	64282	24142	18697	512124	4312	39944	4153	13732	779470
7		4385			13177	3661	8875		57785
8	8078	2427	3718	5558	5756				38594
9	9862	14122	12417	15827	3384	10426	2668	4684	213996
10									0
11		219	500	1717	8177	8556	13100	79170	176659
12									13413
13	18030	8577	4543		11682	23079	24305	35548	206370
14							35435		35435
15									0
16									0
17						1500			1500
18						590590			590590
19						631735			631735
20									2984
21								65357	156735
22									0
23									0
24									0
25	122383		87349		16489			56329	546957
26									5626
27	1509	130735		5986		235693	126824	84266	743937
28							-9410		-9451
29	934764	1328648	703285	1372668	365685	1829853	1254641	1668566	16668411
30		300				17			705
31	934764	1328348	703285	1372668	365685	1829836	1254641	1668566	16667706

No. 9-A-2403-ACCOUNT of EXPENDITURE on ANIMAL HUSBANDRY for the year ended 31st March, 2006-CenH.

(In thousands of rupees)

	Total brought forward	STATE GOVERNMENTS						Item No.
		Maharashtra	Manipur	Meghalaya	Mizoram	Nagaland	Orissa	
001-Direction and Administration	3005957	287771	88585	37098	28931	89103	51641	1
003-Training	485							2
101-Veterinary Services and Animal Health	8241372	1421334	131230	76543	79215	89885	563580	3
102-Cattle and Buffalo Development	3858182	240253	69914	48932	13771	35499	180740	4
103-Poultry Development	570420	38477	8832	33789	37923	43900	15748	5
104-Sheep and Wool Development	779470	28391		2180		930	1283	6
105-Piggery Development	57785		779	20882	12181	11048	859	7
106-Other Live Stock Development	38594		481		492	3827	719	8
107-Fodder and Feed Development	213998	191	1488	12201	29576	24195	8872	9
108-Insurance of Live Stock and Poultry	0							10
109-Extension and Training	178859	380289	501		4171		2359	11
111-Meat Processing	13413							12
113-Administrative Investigation and Statistics	206370	28287	8050	8588	5256	5278	9393	13
190-Assistance to Public Sector and Other undertakings	35435							14
191-Assistance to Local Bodies, Corporations etc.	0							15
192-Assistance to Municipalities	0							16
195-Assistance to Animal Husbandry Cooperatives	1509							17
198-Assistance to Zila Panchayats	590580							18
197-Assistance to Taluk Panchayats	631735							19
198-Assistance to Gram Panchayats	2894							20
788-Special Component Plan for Scheduled Castes	156735							21
793-Special Central Assistance for Scheduled Caste Component plan	0							22
794-Special Central Assistance for tribal sub-plan	0							23
795-Assistance to Local Bodies etc.	0							24
796-Tribal Area Sub-plan	548957	33805						25
798-International Co-operation	5626							26
800-Other Expenditure	743937	328	1900	8175	29290	52881	8058	27
911-Deduct-Recoveries of Overpayments	-9451	-133						28
Total: Expenditure on Animal Husbandry	18668411	2435063	288538	246148	240816	346146	793230	29
Charged	705							30
Voted	18667706	2435063	288538	246148	240816	346146	793230	31

No. 6-A-303-ACCOUNT OF EXPENDITURE ON ANIMAL HUSBANDRY for the year ended 31st March, 2006-Contd.

(In thousands of rupees)

Item No.	STATE GOVERNMENTS								Total
	Punjab	Rajasthan	Sikkim	Tamil Nadu	Tripura	Uttar Pradesh	Uttarakhand	West Bengal	
1	1086524	114776	17715	155484	80388	1460181	274185	82479	6828516
2									485
3	57038	1027430	41219	905323	59225	62815	28683	338009	10070879
4		107867	30039	182412	28020	87575	3887	383965	5059536
5		3451	3275	14033	11484	8877		112204	900171
6			1534	17895	634	1804	1390	9119	842750
7		1302	4822	3202	6573	1482		12781	133166
8		2872	3368	543	5128	78943	50425	14652	199833
9		4122	13182	4081	14032	1957	1068	88816	417755
10									0
11		12169	3958	391	2108			7411	570004
12									13413
13	13380	14177	1568	21302	7484	10507	2483	7890	347823
14								2330	37765
15									0
16									0
17						10394			11894
18			200						590790
19									631735
20									2984
21		21721		4559				91913	274928
22									0
23									0
24									0
25		104719				28	9341	14489	709439
26									5626
27			1388			57088		164744	1067577
28									-9584
29						(D)	(A)	(B)	
29	1158988	1414198	122837	1309305	220050	1781721	371252	1320692	28707268
30		304				88		5000	6078
31	1158950	1413892	122837	1309305	220050	1781652	371252	1323602	28701187

(A) Excludes expenditure of Rs. 15080 thousands met out of the contingency Fund during 2005-06 but not recouped to the fund during the year.

(B) Includes Rs. 5000 thousands spent out of advance from the Contingency Fund during the year and recouped to the Fund during the year.

(C) Includes Rs. 11.38 thousands as clearance of OB suspense pertaining to the year 2003-04.

(D) Includes Rs. 204 thousands spent out of advances from the Contingency Fund upto 31/3/2004 and recouped to the fund during 2005-06.

Economic Services

No. 9-B-4403-ACCOUNT of CAPITAL OUTLAY on ANIMAL HUSBANDRY during and to the end of the year 2005-06

	(In thousands of rupees)	
	Expenditure	
	During the year	To end of the year
UNION GOVERNMENT		
101-Veterinary Services and Animal Health	2343	33530
102-Cattle and Buffalo Development		303917
103-Poultry Development		3519
796-Tribal Area Sub-Plan		14389
800-Other Expenditure	10085	207557
901-Deduct-Receipts and Recoveries on Capital Accounts		-2442
Total: Union Government	12428	560470
UNION TERRITORY GOVERNMENT		
PUDUCHERRY		
001-Direction and Administration		--
101-Veterinary Services and Animal Health		269
103-Poultry Development		276
105-Piggery Development		27
Total: Government of Puducherry	0	572
STATE GOVERNMENTS		
ANDHRA PRADESH		
101-Veterinary Services and Animal Health	4760	28090
102-Cattle and Buffalo Development		26925
103-Poultry Development		278165
104-Sheep and Wool Development		1529
106-Other Live Stock Development		69
107-Fodder and Feed Development		648
190-Investments in Public Sector and Other Undertakings		53
800-Other Expenditure		516
Total: Government of Andhra Pradesh	4760	335955
ARUNACHAL PRADESH		
800-Other Expenditure	49777	194895
Total: Government of Arunachal Pradesh	49777	194895
ASSAM		
101-Veterinary Services and Animal Health		7547
102-Cattle and Buffalo Development		1896
103-Poultry Development		603
190-Investments in Public Sector and other Undertakings		549
796-Tribal Area Sub-Plan		329
800-Other Expenditure		750
Total: Government of Assam	0	11674

No. 9-B-4403-ACCOUNT of CAPITAL OUTLAY on ANIMAL HUSBANDRY during and to the end of the year 2005-06-Contd.

	(In thousands of rupees)	
	Expenditure	
	During the year	To end of the year
BIHAR		
101-Veterinary Services and Animal Health-Construction of Buildings for Hospitals		15240
102-Cattle and Buffalo Development		3875
104-Sheep and Wool Development		26
106-Other Live Stock Development		1318
109-Extension and Training		8442
796-Tribal Area Sub-plan		19
800-Other Expenditure		131
Total: Government of Bihar	0	29051
CHHATTISGARH		
101-Veterinary Services and Animal Health	617	1310
103-Poultry Development		
796-Tribal Area Sub-plan	842	1678
800-Other Expenditure		1025
Total: Government of Chhattisgarh	1459	4013
NCT DELHI		
101-Veterinary Services and Animal Health	15379	90818
102-Cattle and Buffalo Development		2247
103-Poultry Development		2635
191-Poultry Co-operatives		5
800-Other Expenditure		33210
Total: Government of NCT Delhi	15379	128915
GOA		
001-Direction and Administration		2828
102-Cattle and Buffalo Development	4457	47466
103-Poultry Development	3870	6605
109-Extension and Training		956
190-Investments in Public Sector and other undertakings		2500
800-Other Expenditure		3372
Total: Government of Goa	8327	63727
GUJARAT		
101-Veterinary Services and Animal Health		41611
102-Cattle and Buffalo Development		18130
103-Poultry Development		12137
104-Sheep and Wool Development		42656
106-Other Live Stock Development		6677
107-Fodder and Feed Development		673
191-Poultry Co-operatives		3600
796-Tribal Area Sub-plan		16521
800-Other Expenditure		8749
Total: Government of Gujarat	0	150844

No. 9-B-4403-ACCOUNT of CAPITAL OUTLAY on ANIMAL HUSBANDRY during and to the end of the year 2005-06-Contd.

	(In thousands of rupees)	
	Expenditure	
	During the year	To end of the year
HARYANA		
102-Cattle and Buffalo Development	—	7316
195-Poultry Co-operatives	—	88
Total: Government of Haryana	0	7404
JHARKHAND		
102-Cattle and Buffalo Development	—	—
Total: Government of Jharkhand	0	0
HIMACHAL PRADESH		
101-Veterinary Services and Animal Health	23940	144995
102-Cattle and Buffalo Development	—	2146
104-Sheep and Wool Development	—	4669
190-Investments in Public Sector and Other Undertakings	6	133
796-Tribal Area Sub-plan	11038	91855
800-Other Expenditure	—	143
Total: Government of Himachal Pradesh	34972	243941
JAMMU AND KASHMIR		
001-Direction & Administration	2470	6181
101-Veterinary Services and Animal Health	16565	321651
102-Cattle and Buffalo Development	2614	30090
103-Poultry Development	7216	19530
104-Sheep and wool development	24406	205011
106-Other Live-stock Development	—	1253
800-Other Expenditure	7809	96650
Total: Government of Jammu & Kashmir	61080	680366
KARNATAKA		
101-Veterinary Services and Animal Health	1038	15508
102-Cattle and Buffalo Development	—	11939
103-Poultry Development	—	19054
104-Sheep and wool development	—	3715
105-Piggery Development	—	317
190-Investments in Public sector and other undertakings	—	4000
800-Other Expenditure	—	1247
Total: Government of Karnataka	1038	55810
KERALA		
101-Veterinary Services and Animal Health	857	89116
102-Cattle and Buffalo Development	—	28866
103-Poultry Development	—	24837
104-Sheep and Wool Development	—	4083
105-Piggery Development	—	7034
107-Fodder and Feed Development	—	134
109-Extension and Training	—	11375
190-Investments in Public Sector and Other Undertakings	—	227189
195-Investment in Co-operatives	—	980
800-Other Expenditure	29938	30313
Total: Government of Kerala	30795	424007

No. 9-B-4403-ACCOUNT of CAPITAL OUTLAY on ANIMAL HUSBANDRY during and to the end of the year 2005-06-Contd.

	(In thousands of rupees)	
	Expenditure	
	During the year	To end of the year
MADHYA PRADESH		
101-Veterinary Services and Animal Health	1160	64355
102-Cattle and Buffalo Development	--	12279
103-Poultry Development	2402	13487
104-Sheep and wool development	--	1039
105-Piggery Development	--	48
190-Investments in public sector and other undertakings	--	9600
796-Tribal Area Sub-plan	--	25896
800-Other Expenditure	--	11
Total: Government of Madhya Pradesh	3562	126715
MAHARASHTRA		
101-Veterinary Services and Animal Health	2144	124656
102-Cattle and Buffalo Development	64	130137
103-Poultry Development	245	36232
104-Sheep and Wool Development	--	1297
105-Piggery Development	--	11590
111-Meat Processing	--	900
190-Investments in Public Sector and Other Undertakings	6950	90464
195-Assistance to Animal Husbandry Co-operatives	--	222508
796-Tribal Area Sub-plan	--	39361
800-Other Expenditure	--	51600
901-Deduct-Receipts and Recoveries on Capital Accounts	--	-1244
Total: Government of Maharashtra	9403	707501
MANIPUR		
800-Other Expenditure	1500	95102
Total: Government of Manipur	1500	95102
MEGHALAYA		
800-Other Expenditure	--	2085
Total: Government of Meghalaya	0	2085
MIZORAM		
001-Direction and Administration	--	8177
101-Veterinary Services and Animal Health	300	16180
103-Poultry Development	--	1330
105-Piggery Development	--	22278
106-Other live stock Development	--	240
107- Fodder and Feed Development	--	17703
Extension and Training	--	5567
Expenditure	800	12066
Government of Mizoram	1100	83541
less Rs. 96943 thousands yet to be apportioned between M.P. and Chhattisgarh.		

No. 9-B-4403-ACCOUNT of CAPITAL OUTLAY on ANIMAL HUSBANDRY during and to the end of the year 2005-06-Contd.

	(In thousands of rupees)	
	Expenditure	
	During the year	To end of the year
NAGALAND		
001-Direction and Administration	5540	31628
101-Veterinary service and Animal Health	—	11865
102-Cattle and Buffalo Development	—	9516
103-Poultry Development	—	1232
105-Piggy Development	—	2366
107-Fodder and Feed Development	—	559
109-Extension and training	—	811
800-Other Expenditure	4698	23384
Total : Government of Nagaland	10238	81361
ORISSA		
101-Veterinary Services and Animal Health	—	11427
102-Cattle and Buffalo Development	—	2915
103-Poultry Development	—	708
104-Sheep and Wool Development	—	86
109-Extension and Training	—	880
796-Tribal Area Sub-plan	—	4130
800-Other Expenditure	—	7059
Total: Government of Orissa	0	27199
PUNJAB		
101-Veterinary Services and Animal Health	8200	39354
102-Cattle and Buffalo Development	—	12753
103-Poultry Development	—	30831
104-Sheep and Wool Development	—	1107
105-Piggery Development	—	1619
106-Other Live Stock Development	—	1860
107-Fodder and Feed Development	—	5457
109-Extension and Training	—	1008
191-Animal Husbandry Co-operatives	—	198
800-Other Expenditure	—	34355
Total: Government of Punjab	8200	128542
RAJASTHAN		
101-Veterinary Services and Animal Health	1580	33188
102-Cattle and Buffalo Development	—	12593
103-Poultry Development	—	8289
104-Sheep and Wool Development	—	524
105-Piggery Development	—	—

No. 9-B-4403-ACCOUNT of CAPITAL OUTLAY on ANIMAL HUSBANDRY during and to the end of the year 2005-06-Contd.


	(In thousands of rupees)	
	Expenditure	
	During the year	To end of the year
RAJASTHAN		
106-Other live stock Development		1182
107-Fodder and Feed Development		2041
109-Extension and Training		3528
796-Tribal Area sub-plan		3220
800-Other Expenditure		--
Total: Government of Rajasthan	1580	69935
SIKKIM		
101-Veterinary Services and Animal Health	9674	70831
190-Investments in Public Sector and Other Undertakings		5700
800-Other Expenditure		3126
Total: Government of Sikkim	9674	79657
TAMIL NADU		
101-Veterinary Services and Animal Health	1439	17421
102-Cattle and Buffalo Development		55922
103-Poultry Development		5761
104-Sheep and Wool Development		36846
105-Piggery Development		83
106-Other Live Stock Development	106153	106153
107-Fodder and Feed Development		193
190-Investments in Public Sector and other undertakings		17030
800-Other Expenditure	21131	59736
Total: Government of Tamil Nadu	128723	299145
TRIPURA		
101-Veterinary Services and Animal Health	35024	85905
102-Cattle and Buffalo Development	14055	20692
103-Poultry Development	15601	79579
104-Sheep and Wool Development	2039	7875
105-Piggery Development	17319	40358
106-Other Live Stock Development	757	1032
107-Fodder and Feed Development		3280
109-Extension and Training		1719
800-Other Expenditure		2437
Total-Government of Tripura	84795	242877
UTTAR PRADESH		
001-Direction and Administration		1261
101-Veterinary Services and Animal Health	359443	1083261
102-Cattle and Buffalo Development		112688
103-Poultry Development	4292	100490
104-Sheep and Wool Development		17832
105-Piggery Development		6158
106-Other Livestock Development	2200	7516

No. 9-B-4403-ACCOUNT of CAPITAL OUTLAY on ANIMAL HUSBANDRY during and to the end of the year 2005-06-Concl'd.

	(In thousands of rupees)	
	During the year	To end of the year
UTTAR PRADESH		
107-Fodder and Feed Development	--	7276
190-Investments in Public Sector and Other Undertakings	--	8445
796-Tribal Area sub-plan	--	200
800-Other Expenditure	--	20975
Total: Government of Uttar Pradesh	365935	1366304 (A)
UTTARAKHAND		
001-Direction and Administration	--	--
101-Veterinary Services and Animal Health	22715	45280
102-Cattle and Buffalo Development	--	--
103-Poultry Development	--	--
104-Sheep and Wool Development	--	--
105-Piggery Development	--	--
106-Other Live Stock Development	--	--
107-Fodder and Feed Development	37822	37822
190-Investments in Public Sector and Other Undertakings	--	--
796-Tribal Area sub-plan	7212	7212
800-Other Expenditure	--	--
Total : Government of Uttarakhand	67749	90314
WEST BENGAL		
101-Veterinary Services and Animal Health	1008	49346
102-Cattle and Buffalo Development	--	142218
103-Poultry Development	463	71038
104-Sheep and Wool Development	473	1279
105-Piggery Development	--	15
106-Other Livestock Development	--	20399
107-Fodder and Feed Development	--	47236
109-Extension and Training	--	401
190-Investments in Public Sector and Other Undertakings	--	29979
789-Special Component Plan for Scheduled Castes and Scheduled Tribes	320	6099
796-Tribal Area Sub-plan	838	1942
800-Other Expenditure	2353	43460
901-Deduct-Receipts and Recoveries on capital Account	--	-26775
Total: Government of West Bengal	5455	386637
Total: Capital Outlay on Animal Husbandry	917929	6678599

(A) Includes Rs. 724680 thousands yet to be apportioned between U.P. and Uttarakhand.

(61)



No. 9-C-6403-ACCOUNT of LOANS for ANIMAL HUSBANDRY showing the amounts ADVANCED and REPAYED during the year ended 31st March, 2006 and the BALANCES of such Loans at the commencement and at the end of the year 2005-06

	Union Government	U.T. Govt. Puducherry	STATE GOVERNMENTS							Item No
			Andhra Pradesh	Arunachal Pradesh	Assam	Bihar	Chhattisgarh	NCT Delhi	Goa	
(In thousands of rupees)										
102-Cattle and Buffalo Development-										
Balance 1st April, 2005	5797	1249					128			1
Advanced during the year										2
Repaid during during the year										3
Balance 31st March, 2006	5797	1249	0	0	0	0	128	0	0	4
103-Poultry Development-										
Balance 1st April, 2005	1517		191		1303		2456		1446	5
Advanced during the year										6
Repaid during during the year	2				1					7
Balance 31st March, 2006	1515	0	191	0	1302	0	2456	0	1446	8
104-Sheep and Wool Development-										
Balance 1st April, 2005										9
Advanced during the year										10
Repaid during during the year										11
Balance 31st March, 2006	0	0	0	0	0	0	0	0	0	12
105-Piggery Development-										
Balance 1st April, 2005									-4	13
Advanced during the year										14
Repaid during during the year										15
Balance 31st March, 2006	0	0	0	0	0	0	0	0	(A) -4	16
106-Other Live Stock Development-										
Balance 1st April, 2005					221					17
Advanced during the year										18
Repaid during during the year										19
Balance 31st March, 2006	0	0	0	0	221	0	0	0	0	20
107-Fodder and Feed Development-										
Balance 1st April, 2005										21
Advanced during the year										22
Repaid during during the year										23
Balance 31st March, 2006	0	0	0	0	0	0	0	0	0	24

(A) Minus balances are due to misclassification of repayment by the department.

No. 9-C-6403-ACCOUNT of LOANS for ANIMAL HUSBANDRY showing the amounts ADVANCED and REPAID during the year ended 31st March, 2006 and the BALANCES of such Loans at the commencement and at the end of the year 2005-06-Contd.

Item No.	STATE GOVERNMENTS								Total carried over
	Gujarat	Haryana	Himachal Pradesh	Jammu and Kashmir	Jharkhand	Karnataka	Kerala	Madhya Pradesh	
1	873	740				613		355	9755
2									0
3						8			8
4	873	740	0	0	0	605	0	355	9747
5	50	200	19			486	664	6715	15047
6									0
7			3						6
8	50	200	16	0	0	486	664	6715	15041
9						299			299
10									0
11									0
12	0	0	0	0	0	299	0	0	299
13									-4
14									0
15									0
16	0	0	0	0	0	0	0	0	-4
17									221
18									0
19									0
20	0	0	0	0	0	0	0	0	221
21									0
22									0
23									0
24	0	0	0	0	0	0	0	0	0

Loans and Advances

No. 9-C-6403-ACCOUNT of LOANS for ANIMAL HUSBANDRY showing the amounts ADVANCED and REPAYED during the year ended 31st March, 2006 and the BALANCES of such Loans at the commencement and at the end of the year 2005-06-Contd.

Item No.	STATE GOVERNMENTS								Total
	Punjab	Rajasthan	Sikkim	Tamil Nadu	Tripura	Uttar Pradesh	Uttarakhand	West Bengal	
1		407		-725		-1306	9697	322	18993
2									0
3				2 (A)					21
4	0	407	0	-727	0	(A) -1306	9697	322	18972
5		1	327	6493					35900
6				6830					6830
7									131
8	0	1	327	13323	0	0	0	0	42599
9		2		29					748
10									0
11									0
12	0	2	0	29	0	0	0	0	748
13			416						483
14									0
15									0
16	0	0	416	0	0	0	0	0	483
17									221
18									0
19									0
20	0	0	0	0	0	0	0	0	221
21		935							935
22									0
23									0
24	0	935	0	0	0	0	0	0	935

(A) Minus balance is under examination.

Loans and Advances

No. 9-C-6403-ACCOUNT of LOANS for ANIMAL HUSBANDRY showing the amounts ADVANCED and REPAID during the year ended 31st March, 2006 and the BALANCES of such Loans at the commencement and at the end of the year 2005-06-Contd.

	Union Government	U.T. Govt. Puducherry	STATE GOVERNMENTS							Item No.
			Andhra Pradesh	Arunachal Pradesh	Assam	Bihar	Chhattisgarh	NCT Delhi	Goa	
(In thousands of rupees)										
109-Extension and Training-										
Balance 1st April, 2005	--	--	--	--	--	--	--	--	--	1
Advanced during the year	--	--	--	--	--	--	--	--	--	2
Repaid during during the year	--	--	--	--	--	--	--	--	--	3
Balance 31st March, 2005	0	0	0	0	0	0	0	0	0	4
190-Loans to Public Sector and other Undertakings-										
Balance 1st April, 2005	--	--	483	--	2500	--	13000	--	--	5
Advanced during the year	--	--	--	--	--	--	--	--	--	6
Repaid during during the year	--	--	--	--	--	--	--	--	--	7
Balance 31st March, 2006	0	0	483	0	2500	0	13000	0	0	8
195-Loans to Animal Husbandry Co-operatives-										
Balance 1st April, 2005	--	--	832	--	--	--	--	--	--	9
Advanced during the year	--	--	--	--	--	--	--	--	--	10
Repaid during during the year	--	--	--	--	--	--	--	--	--	11
Balance 31st March, 2006	0	0	832	0	0	0	0	0	0	12
796-Tribal Area Sub-plan-										
Balance 1st April, 2005	--	--	--	--	161	--	--	--	--	13
Advanced during the year	--	--	--	--	--	--	--	--	--	14
Repaid during during the year	--	--	--	--	--	--	--	--	--	15
Balance 31st March, 2006	0	0	0	0	161	0	0	0	0	16
800-Other Loans-										
Balance 1st April, 2005	-6428	--	36969	--	--	--	--	30740	--	17
Advanced during the year	--	--	--	--	--	--	--	938	--	18
Repaid during during the year	--	--	--	--	--	--	--	929	--	19
Balance 31st March, 2006	(A) -6428	0	36969	0	0	0	0	30749	0	20
Total: Loans for Animal Husbandry-										
Balance 1st April, 2005	886	1249	38475	0	4185	0	15584	30740	1442	21
Advanced during the year	0	0	0	0	0	0	0	938	0	22
Repaid during during the year	2	0	0	0	1	0	0	929	0	23
Balance 31st March, 2006	884	1249	38475	0	4184	0	15584	30749	1442	24
Interest received and credited to revenue	--	--	--	--	--	--	--	--	--	25

(A) Adverse balances are under investigation.

**No. 9-C-6403-ACCOUNT of LOANS for ANIMAL HUSBANDRY showing the amounts ADVANCED and REPaid during
the year ended 31st March, 2006 and the BALANCES of such Loans at the
commencement and at the end of the year 2005-06-Contd.**

Item No.	(In thousands of rupees)								Total carried over
	Gujarat	Haryana	Himachal Pradesh	STATE GOVERNMENTS		Karnataka	Kerala	Madhya Pradesh	
				Jammu and Kashmir	Jharkhand				
1				4350					4350
2									0
3									0
4	0	0	0	4350	0	0	0	0	4350
5							1355	185490	202828
6									0
7									0
8	0	0	0	0	0	0	1355	185490	202828
9		310							1142
10									0
11									0
12	0	310	0	0	0	0	0	0	1142
13	12								173
14									0
15									0
16	12	0	0	0	0	0	0	0	173
17				1808					63089
18				45					983
19				88					1017
20	0	0	0	1765	0	0	0	0	63055
21	935	1250	19	6158	0	1398	2019	192560	296900
22	0	0	0	45	0	0	0	0	983
23	0	0	3	68	0	8	0	0	1031
24	935	1250	18	6115	0	1390	2019	192560	296852
25		5							5

Loans and Advances

No. 9-C-6403-ACCOUNT of LOANS for ANIMAL HUSBANDRY showing the amounts ADVANCED and REPAYED during the year ended 31st March, 2006 and the BALANCES of such Loans at the commencement and at the end of the year 2005-06-Contd.

	Total brought forward	STATE GOVERNMENTS						Item No
		Maharashtra	Manipur	Meghalaya	Mizoram	Nagaland	Orissa	
(In thousands of rupees)								
109-Extension and Training-								
Balance 1st April, 2005	4350							1
Advanced during the year	0							2
Repaid during during the year	0							3
Balance 31st March, 2006	4350	0	0	0	0	0	0	4
190-Loans to Public Sector and other Undertaking-								
Balance 1st April, 2005	202828	70000						5
Advanced during the year	0							6
Repaid during during the year	0							7
Balance 31st March, 2006	202828	70000	0	0	0	0	0	8
195-Loans to Animal Husbandry Co-operatives-								
Balance 1st April, 2005	1142	282464					2007	9
Advanced during the year	0							10
Repaid during during the year	0	2557					710	11
Balance 31st March, 2006	1142	279907	0	0	0	0	1297	12
796-Tribal Area Sub-plan-								
Balance 1st April, 2005	173	3427						13
Advanced during the year	0							14
Repaid during during the year	0							15
Balance 31st March, 2006	173	3427	0	0	0	0	0	16
800-Other Loans-								
Balance 1st April, 2005	63089	106775			2011	48		17
Advanced during the year	983							18
Repaid during during the year	1017	350						19
Balance 31st March, 2006	63055	106425	0	0	2011	48	0	20
Total: Loans for Animal Husbandry-								
Balance 1st April, 2005	296900	476359	50	0	2011	1212	2464	21
Advanced during the year	983	0	0	0	0	0	0	22
Repaid during during the year	1031	3043	0	0	0	0	710	23
Balance 31st March, 2006	296852	473316	50	0	2011	1212	1754	24
Interest received and credited to revenue	5							25

No. 9-C-6403-ACCOUNT of LOANS for ANIMAL HUSBANDRY showing the amounts ADVANCED and REPAYED during the year ended 31st March, 2006 and the BALANCES of such Loans at the commencement and at the end of the year 2005-06-Conclid.

Item No.	(In thousands of rupees)								Total
	Punjab	Rajasthan	Sikkim	STATE GOVERNMENTS		Uttar Pradesh	Uttarakhand	West Bengal	
				Tamil Nadu	Tripura				
1				-553					3797
2									0
3									0
4	0	0	0	(B) -553	0	0	0	0	3797
5	2486		792	8473		11000			295579
6									0
7									0
8	2486	0	792	8473	0	11000	0	0	295579
9				-14					285599
10									0
11				-1 (B)					3266
12	0	0	0	-13	0	0	0	0	282333
13									3600
14									0
15									0
16	0	0	0	0	0	0	0	0	3600
17		309		3099					175331
18									983
19				-2					1365
20	0	309	0	3101	0	0	0	0	174949
21	2486	1654	1535	16802	0	9694	9697	322	821186
22	0	0	0	6830	0	0	0	0	7813
23	0	0	0	-1	0	0	0	0	4783
24	2486	1654	1535	23633	0	9694 (A)	9697	322	824216
25	124								129

(A) Includes Rs. 9594 thousands yet to be apportioned between U.P. and Uttarakhand.

(B) Minus balance is under examination.

Loans and Advances

No. 10-0404-ACCOUNT of RECEIPTS from DAIRY DEVELOPMENT for the year ended 31st March, 2006

(In thousands of rupees)

	Union Government	U.T. Govt. Puduchery	STATE GOVERNMENTS						Item No.
			Andhra Pradesh	Arunachal Pradesh	Assam	Bihar	Chhattisgarh	NCT Delhi	
101-Receipts from Dairy Development									1
102-Receipts from Dairy Development Projects									2
103-Delhi Milk Supply Scheme	1921174								3
104-Dairy Development Project ANIIDCO	664								4
105-Milk Supply Scheme Nathpa Jhakri									5
110-Grants from I.C.A.R.									6
796-Tribal Area Sub-plan									7
800-Other Receipts	2815			259	441	51			8
900-Deduct-Refunds									9
Total: Receipts from Dairy Development	1924653	0	0	259	441	51	0	0	10

No. 10-0404-ACCOUNT of RECEIPTS from DAIRY DEVELOPMENT for the year ended 31st March, 2006-Contd.

(In thousands of rupees)

	Total brought forward	STATE GOVERNMENTS							Item No.
		Madhya Pradesh	Maharashtra	Manipur	Meghalaya	Mizoram	Nagaland	Orissa	
101-Receipts from Dairy Development	0				452				1
102-Receipts from Dairy Development Projects	2027								2
103-Delhi Milk Supply Scheme	1921174								3
104-Dairy Development Project ANIIDCO	664								4
105-Milk Supply Scheme Nathpa Jhakri	0								5
110-Grants from I.C.A.R.	0					89			6
796-Tribal Area Sub-plan	0								7
800-Other Receipts	18335	1	6122670	104	7470	359		15	8
900-Deduct-Refunds	-5		-151						9
Total: Receipts from Dairy Development	1942196	1	6122519	104	7922	448	0	15	10

No. 10-0404-ACCOUNT of RECEIPTS from DAIRY DEVELOPMENT for the year ended 31st March, 2006-Contd.

Item No.	STATE GOVERNMENTS								Total carried over
	Goa	Gujarat	Haryana	Himachal Pradesh	Jammu and Kashmir	Jharkhand	Karnataka	Kerala	
1									0
2	2017							10	2027
3									1921174
4									664
5									0
6									0
7									0
8		4506	256	(A) -1		562		9446	18335
9								-5	-5
10	2017	4506	256	-1	0	562	0	9451	1842195

No. 10-0404-ACCOUNT of RECEIPTS from DAIRY DEVELOPMENT for the year ended 31st March, 2006-Concl'd.

Item No.	STATE GOVERNMENTS								Total
	Punjab	Rajasthan	Sikkim	Tamil Nadu	Tripura	Uttarakhand	Uttar Pradesh	West Bengal	
1									452
2				5889			11187	224503	243606
3								24078	1945252
4								5870	8534
5								8977	8977
6									89
7									0
8	5181			11256		244	12537	1019	6179191
9									-156
10	5181	0	0	17145	0	244	23724	264447	8383946

(A) Minus Receipt is due to the reason that the amount of refund is excess from the receipts.

Economic Services.

No. 10-A-2404-ACCOUNT of EXPENDITURE on DAIRY DEVELOPMENT for the year ended 31st March, 2006

	Union Government	U.T. Govt. Puduchery	STATE GOVERNMENTS							Item No.
			Andhra Pradesh	Arunachal Pradesh	Assam	Bihar	Chhattisgarh	NCT Delhi	Goa	
001-Direction and Administration		2235			19652	8406				1
102-Dairy Development Projects	463582			5019	6347	30227		42321	50569	2
109-Extension and Training					269					3
111-Milk Supply Scheme	1924865									4
190-Assistance to Public Sector and Other Undertaking										5
191-Assistance to Co-operatives and Other Bodies			6550							6
192-Milk Supply Scheme					58137					7
193-Durgapur Milk Supply Scheme										8
194-Burdhaman Milk Supply Scheme										9
195-Assistance to Co-operatives		35150								10
196-Assistance to Zila Parishads/ Distt. level Panchayats	100									11
198-Assistance to Village Panchayats										12
789-Special Component Plan for Scheduled Castes										13
794-Special Central Assistance for Tribal Area Sub-plan										14
796-Tribal Area Sub-plan					15000					15
797-Transfers to/from Reserve Funds and Deposit Accounts										16
799-Stock Suspense								3710		17
800-Other Expenditure	411				70400	1170				18
911-Deduct-Recoveries of Overpayments		-3							-3	19
Total: Expenditure on Dairy Development	2388958	37382	6550	5019	189806	39803	0	46031	50566	20
Charged										21
Voted	2388958	37382	6550	5019	169806	39803	0	46031	50566	22

No. 10-A-2404-ACCOUNT of EXPENDITURE on DAIRY DEVELOPMENT for the year ended 31st March, 2006-Contd.

	Total brought forward	STATE GOVERNMENTS						Item No.
		Maharashtra	Manipur	Meghalaya	Mizoram	Nagaland	Orissa	
001-Direction and Administration	150162	153352	1841	2938			6564	1
102-Dairy Development Projects	714852	286356	9563	32215	7768	15318	12500	2
109-Extension and Training	19680	26186	50					3
111-Milk Supply Scheme	1924865							4
190-Assistance to Public Sector and Other Undertaking	19600							5
191-Assistance to Co-operatives and Other Bodies	164592	56512		9863	9620		63062	6
192-Milk Supply Scheme	58137							7
193-Durgapur Milk Supply Scheme	0							8
194-Burdhaman Milk Supply Scheme	0							9
195-Assistance to Co-operatives	42491							10
196-Assistance to Zila Parishads/ Distt. level Panchayats	100							11
198-Assistance to Village Panchayats	0							12
789-Special Component Plan for Scheduled Castes	0							13
794-Special Central Assistance for Tribal Area Sub-plan	0							14
796-Tribal Area Sub-plan	70344	13						15
797-Transfers to/from Reserve Funds and Deposit Accounts	0							16
799-Stock Suspense	3710							17
800-Other Expenditure	119298	6458224		4958				18
911-Deduct-Recoveries of Overpayments	-2139	-56						19
Total: Expenditure on Dairy Development	3285692	6980687	11454	49974	17388	15318	82126	20
Charged	0	7553						21
Voted	3285692	6973034	11454	49974	17388	15318	82126	22

No. 10-A-2404-ACCOUNT of EXPENDITURE on DAIRY DEVELOPMENT for the year ended 31st March, 2006-Contd.

Item No.	STATE GOVERNMENTS							Total carried over.	
	Gujarat	Haryana	Himachal Pradesh	Jammu and Kashmir	Jharkhand	Karnataka	Kerala		Madhya Pradesh
1	12621	1435	2071		3274		100468		150162
2		22793			74301		19693		714852
3		949	227		5487		12748		19680
4							19600		1924855
5									19600
6			59995			98047			164592
7									58137
8									0
9									0
10							7341		42491
11									100
12									0
13									0
14									0
15	4113				51231				70344
16									0
17									3710
18	4696				1092		41529		119298
19							-2133		-2139
20	21430	25177	62293	0	135385	98047	199246	0	3285692
21									0
22	21430	25177	62293	0	135385	98047	199246	0	3285692

No. 10-A-2404-ACCOUNT of EXPENDITURE on DAIRY DEVELOPMENT for the year ended 31st March, 2006- concd.

Item No.	STATE GOVERNMENTS								Total
	Punjab	Rajasthan	Sikkim	Tamil Nadu	Tripura	Uttar Pradesh	Uttarakhand	West Bengal	
1	49156		7303	70206	4231	75234	16240		537227
2			26967	82433	2870	57342	56416	12932	1317532
3	26539							1689	74144
4									1924855
5									19600
6		26747	800		3001	79864	18492	7894	440447
7								615457	673594
8								39443	39443
9								21511	21511
10				91741				7737	141969
11									100
12									0
13								2025	2025
14									0
15							3100	475	73932
16									0
17				2400		700			6810
18									6582480
19									-2195
20	75695	26747	35070	246780	10102	213140	94248	709163	11853484
21				112		5		4931	12601
22	75695	26747	35070	246668	10102	213135	94248	704232	11840883

No. 10-B-4404-ACCOUNT of CAPITAL OUTLAY on DAIRY DEVELOPMENT during and to the end of the year 2005-06

	(In thousands of rupees)	
	Expenditure	
	During the year	To end of the year
UNION GOVERNMENT		
102-Dairy Development Project		22665
109-Extension and Training		--
110-Milk Supply Scheme, Chandigarh		2298
111-Delhi Milk Supply Scheme		1341825
800-Other Expenditure		16863
901-Deduct-Receipts and Recoveries on Capital Account		-994063
Total: Union Government	0	389588
UNION TERRITORY GOVERNMENT		
PUDUCHERRY		
80-General-		
195-Investments in Dairy Co-operatives	3600	17721
901-Deduct-Receipts and Recoveries on Capital Account		--
Total: Government of Puducherry	3600	17721
STATE GOVERNMENTS		
ANDHRA PRADESH		
109-Extension and Training		-11390
195-Investments in Dairy Co-operatives		498335
800-Other Expenditure		--
Total: Government of Andhra Pradesh	0	486945
ARUNACHAL PRADESH		
800-Other Expenditure		6620
Total: Government of Arunachal Pradesh	0	6620
ASSAM		
190-Investments in Public Sector and other Undertakings		1647
796- Tribal Area Sub-plan		1367
800-Other Expenditure		2235
Total: Government of Assam	0	5249
BIHAR		
102-Dairy Development Project		133233
796-Tribal Area Sub-plan		3843
800-Other Expenditure		1034
Total: Government of Bihar	0	138110

COMBINED FINANCE AND REVENUE ACCOUNTS OF THE UNION AND STATE GOVERNMENTS IN INDIA FOR THE YEAR 2005-06

No. 10-B-4404-ACCOUNT of CAPITAL OUTLAY on DAIRY DEVELOPMENT during and to the end of the year 2005-06-Contd.

	(In thousands of rupees)	
	Expenditure	
	During the year	To end of the year
CHHATTISGARH		
102-Dairy Development Project		--
190-Investments in Public Sector and other Undertakings		--
796-Tribal area sub-plan		--
800-Other Expenditure		--
Total Govt. of Chhattisgarh	0	0
NCT DELHI		
800-Other Expenditure	0	1908
Total: Government of NCT DELHI	0	1908
GOA		
102-Dairy Development Project		1565
110-Milk Supply Scheme		18788
800-Other Expenditure		2206
Total: Government of Goa	0	22559
GUJARAT		
102-Dairy Development Project		13756
109-Extension and Training		2099
190-Investments in Public Sector and Other Undertakings		104923
195-Investment in Dairy Co-operatives		790
797- Transfer to/from Reserve-Funds and Deposit Accounts		(A)
		-394
Total: Government of Gujarat	0	121174
HARYANA		
190-Investments in Public Sector and Other Undertakings		47748
195-Investment in Dairy Co-operatives		132403
800-Other Expenditure		5453
Total: Government of Haryana	0	185604
(A) Minus figure is under investigation.		Economic Services

No. 10-B-4404-ACCOUNT of CAPITAL OUTLAY on DAIRY DEVELOPMENT during and to the end of the year 2005-06-Contd.

	(In thousands of rupees)	
	Expenditure	
	During the year	To end of the year
HIMACHAL PRADESH		
110-Mandi Town Milk Supply Scheme		6405
111-Nahan Town Milk supply scheme		6938
112-Shimla Town Milk Supply Scheme		5203
113-Kangra Town Milk Supply Scheme		10730
114-Chamba Town Milk Supply Scheme		1118
115-Bilaspur Town Milk Supply Scheme		40
116-Nathpa Jhakhari Milk supply Scheme		2477
117-Kullu Town Milk Supply Scheme		318
190-Investments in Public Sector and Other Undertakings	-15	18486
796-Tribal Area Sub-plan		2185
Total: Government of Himachal Pradesh	-15	53820
JAMMU AND KASHMIR		
102-Dairy Development Project		18670
190-Investments in Public Sector and Other Undertakings		56015
191-Share Capital in Milk Supply Co-operatives		--
800-Other Expenditure		18544
Total: Government of Jammu and Kashmir	0	93229
KARNATAKA		
109-Extension and Training		11756
190-Investments in Public Sector and Other Undertakings		50933
800-Other Expenditure		1964
Total: Government of Karnataka	0	64653
KERALA		
102-Dairy Development Projects		62343
109- Extension and Training	550	20633
190-Investments in Public Sector and Other Undertakings		60333
195-Investments in Dairy Co-operatives		1111
201-Milk Supply Scheme, Trivandrum		--
202-Quilon Milk Supply Scheme		--
203-Alleppey Milk Supply Scheme		--
204-Munnar Milk Supply Scheme		--
205-Milk Supply Scheme Ernakulam		--

No. 10-B-4404-ACCOUNT of CAPITAL OUTLAY on DAIRY DEVELOPMENT during and to the end of the year 2005-06-Contd.

	(In thousands of rupees)	
	Expenditure	
	During the year	To end of the year
KERALA		
206-Trichur Milk Supply Scheme		89
207-Calicut Milk Supply Scheme		1492
208-Cannanore Milk Supply Scheme		--
209-Kottiyam Milk Supply Scheme		--
210-Palghat Milk Supply Scheme		1002
800-Other Expenditure		950
Total: Government of Kerala	550	147953
MADHYA PRADESH		
102-Dairy Development Projects		13364
190-Investments in Public Sector and Other Undertakings		33622
796-Tribal Area Sub-plan		10826
800-Other Expenditure		17070
Total: Government of Madhya Pradesh	0	(A) 74882
MAHARASHTRA		
001- Direction and Administration		--
102-Dairy Development Projects	-26	86515
190-Investments in Public Sector and Other Undertaking	4072	6106
192-Government Milk Schemes	5251	1566282
796-Tribal Area Sub-plan	133	75987
797-Transfer to/from Reserve Funds and Deposits Accounts		-39213
799-Suspense		2164
Total: Government of Maharashtra	9430	1697841
MANIPUR		
102-Dairy Development Project		11286
800-Other Expenditure		849
Total: Government of Manipur	0	12135

(A) Includes Rs. 74873 thousands yet to be apportioned between M.P. and Chhattisgarh.

No. 10-B-4404-ACCOUNT of CAPITAL OUTLAY on DAIRY DEVELOPMENT during and to the end of the year 2005-06-Contd.

	(In thousands of rupees)	
	Expenditure	
	During the year	To end of the year
MEGHALAYA		
190-Investments in Public Sector and Other Undertakings		
800-Other Expenditure		1930
Total: Government of Meghalaya	0	1930
MIZORAM		
102-Dairy Development project		4499
Total : Government of Mizoram	0	4499
NAGALAND		
102-Dairy Development Parishad		5948
Total : Government of Nagaland	0	5948
ORISSA		
109-Extension and Training Cuttack Milk Supply Scheme		65
191-Assistance to Co-operatives and other Bodies		8000
796-Tribal Area sub-plan		1259
800-Other Expenditure		1332
Total: Government of Orissa	0	10656
PUNJAB		
102-Dairy Development Project		(A) -59132
190-Investments in Public Sector and Other Undertakings		
195-Dairy Co-operatives	-2896	220976
800-Other Expenditure		19824
901-Deduct-Receipts and Recoveries on Capital Account		-1631
Total: Government of Punjab	-2896	180037
RAJASTHAN		
102-Dairy Development Project		(C) 67694
190-Investments in Public sector and other undertakings		6999
796-Tribal Area sub-plan		(B) -2
Total: Government of Rajasthan	0	74691
SIKKIM		
102-Dairy Development Projects		18776
Total: Government of Sikkim	0	18776

(A) The progressive minus expenditure is due to the cumulative effect of excess of recoveries over expenditure.

(B) Minus balance is due to receipt and recoveries on Capital Account

(C) Includes Rs. 21132 thousands pertaining to investment in Jaipur Zila Dugdha Utpadak Sahakari Sangh Limited.

(D) Decreased by Rs. 52947 thousand from the closing balance adopted in the Finance Accounts 2004-05 due to proforma transfer of balance

No. 10-B-4404-ACCOUNT of CAPITAL OUTLAY on DAIRY DEVELOPMENT during and to the end of the year 2005-06-Concid.

	(In thousands of rupees)	
	Expenditure	
	During the year	To end of the year
TAMIL NADU		
102-Dairy Development Projects	—	3206
190-Investments in Public sector and Other Undertakings	—	21614
797-Transfers to/from Reserve Fund and Deposit Accounts	—	—
800-Other Expenditure	—	76702
Total: Government of Tamil Nadu	0	101522
TRIPURA		
102- Dairy Development Projects	—	19620
Total: Government of Tripura	0	19620
UTTAR PRADESH		
102-Dairy Development Project	625	402108
190-Investments in Public Sector and Other Undertakings	4846	597866
800-Other Expenditure	—	50608
Total: Government of Uttar Pradesh	5471	(A) 949366
UTTARAKHAND		
102-Dairy Development Project	32042	182634
190-Investments in Public Sector and Other Undertakings	1000	1100
800-Other Expenditure	—	—
Total: Government of Uttarakhand	33042	183734
WEST BENGAL		
102-Dairy Development Projects	31154	166384
110-Greater Calcutta Milk Supply Scheme	1419	1475530
111-Durgapur Milk Supply Scheme	—	31220
112-Burdwan Milk Supply Scheme	—	15358
113-Krishnanagar Milk Supply Scheme	—	16977
190-Investments in Public Sector and Other Undertakings	19001	65494
195-Investment in Dairy Co-operatives	5635	32988
789-Special Component Plan for SC	—	744
796-Tribal Area Sub-Plan	—	300
800-Other Expenditure	—	25668
901-Deduct-Receipts and Recoveries on Capital Account	—	1024657
Total: Government of West Bengal	57209	826006
Total: Capital Outlay on Dairy Development	106391	5896776

(A) Includes Rs.878491 thousands yet to be apportioned between Uttar Pradesh and Uttarakhand.

No. 10-C-6404-ACCOUNT of LOANS for DAIRY DEVELOPMENT showing the amounts ADVANCED and REPAID during the year ended 31st March, 2006 and the BALANCES of such LOANS at the commencement and at the end of the year 2005-06

	Union Government	U.T. Govt. Puducherry	STATE GOVERNMENTS							Item No.
			Andhra Pradesh	Arunachal Pradesh	Assam	Bihar	Chhattisgarh	NCT Delhi	Goa	
102-Dairy Development Projects-										
Balance 1st April, 2005	1927107		747		10388	19035		56000		1
Advanced during the year										2
Repaid during the year										3
Balance 31st March, 2006	1927107	0	747	0	10388	19035	0	56000	0	4
109-Delhi Milk Supply Schemes-										
Balance 1st April, 2005	27									5
Advanced during the year										6
Repaid during the year										7
Balance 31st March, 2006	27	0	0	0	0	0	0	0	0	8
190-Loans to Public Sector and other Undertakings-										
Balance 1st April, 2005	3000		223086		71883					9
Advanced during the year			23937							10
Repaid during the year										11
Balance 31st March, 2006	3000	0	247023	0	71883	0	0	0	0	12
195-Dairy Co-operatives-										
Balance 1st April, 2005	6	4580	11276				151			13
Advanced during the year		3750								14
Repaid during the year		309								15
Balance 31st March, 2006	6	8021	11276	0	0	0	151	0	0	16
796-Tribal Area Sub-plan-										
Balance 1st April, 2005					3899	500				17
Advanced during the year										18
Repaid during the year										19
Balance 31st March, 2006	0	0	0	0	3899	500	0	0	0	20
800-Other Loans-										
Balance 1st April, 2005	-2463571		56		9603	74	-17			21
Advanced during the year										22
Repaid during the year	203877						6			23
Balance 31st March, 2006	-2667448	0	56	0	9603	74	-23	0	0	24
Total-Loans for Dairy Development-										
Balance 1st April, 2005	-533431	4580	235165	0	95773	19609	134	56000	0	25
Advanced during the year	0	3750	23937	0	0	0	0	0	0	26
Repaid during the year	203877	309	0	0	0	0	6	0	0	27
Balance 31st March, 2006	-737308	8021	259102	0	95773	19609	128	56000	0	28
Interest received and credited to revenue	166312									29

(A) Opening balances includes the undivided closing balance of composit Bihar as on 14/11/2000.

(B) Minus balance is under reconciliation.

No. 10-C-6404-ACCOUNT of LOANS for DAIRY DEVELOPMENT showing the amounts ADVANCED and REPAID during the year ended 31st March, 2006 and the BALANCES of such LOANS at the commencement and at the end of the year 2005-06-Contd.

(in thousands of rupees)

Item No.	STATE GOVERNMENTS								Total carried over
	Gujarat	Haryana	Himachal Pradesh	Jammu and Kashmir	Jharkhand	Karnataka	Kerala	Madhya Pradesh	
1	-110			3008					2016175
2									0
3									0
4	(A) -110	0	0	3008	0	0	0	0	2016175
5									27
6									0
7									0
8	0	0	0	0	0	0	0	0	27
9	545219	2351				125927	12701	1416	985569
10	64350								88287
11									0
12	609569	2351	0	0	0	125927	12701	1416	1073870
13	227	1000					51	614	17905
14									3750
15									309
16	227	1000	0	0	0	0	51	614	21346
17									4399
18									0
19									0
20	0	0	0	0	0	0	0	0	4399
21	507					4418	94	2461	-2446375
22									0
23									203883
24	507	0	0	0	0	4418	94	2461	-2650258
25	545843	3351	0	3008	0	130345	12846	4491	577714
26	64350	0	0	0	0	0	0	0	92037
27	0	0	0	0	0	0	0	0	204192
28	610193	3351	0	3008	0	130345	12846	4491	465569
29		2							166314

(A) Minus balance is under reconciliation.

Loans and Advances

No. 10-C-6404-ACCOUNT of LOANS for DAIRY DEVELOPMENT showing the amounts ADVANCED and REPAYED during the year ended 31st March, 2006 and the BALANCES of such LOANS at the commencement and at the end of the year 2005-06-Contd.

	Total brought forward	STATE GOVERNMENTS						Item No.
		Maharashtra	Manipur	Meghalaya	Mizoram	Nagaland	Orissa	
102-Dairy Development Projects-								
Balance 1st April, 2005	2016175							1
Advanced during the year	0							2
Repaid during the year	0							3
Balance 31st March, 2006	2016175	0	0	0	0	0	0	4
109-Delhi Milk Supply Schemes-								
Balance 1st April, 2005	27							5
Advanced during the year	0							6
Repaid during the year	0							7
Balance 31st March, 2006	27	0	0	0	0	0	0	8
190-Loans to Public Sector and other Undertakings-								
Balance 1st April, 2005	985583	39190						9
Advanced during the year	88287							10
Repaid during the year	0	4545						11
Balance 31st March, 2006	1073870	34645	0	0	0	0	0	12
195-Dairy Co-operatives-								
Balance 1st April, 2005	17905							13
Advanced during the year	3750							14
Repaid during the year	309							15
Balance 31st March, 2006	21346	0	0	0	0	0	0	16
796-Tribal Area Sub-plan-								
Balance 1st April, 2005	4399	254						17
Advanced during the year	0							18
Repaid during the year	0							19
Balance 31st March, 2006	4399	254	0	0	0	0	0	20
800-Other Loans-								
Balance 1st April, 2005	-2446375	5771					1916	21
Advanced during the year	0							22
Repaid during the year	203883	1224					1	23
Balance 31st March, 2006	-2650258	4547	0	0	0	0	1915	24
Total-Loans for Dairy Development-								
Balance 1st April, 2005	577714	45215	0	0	0	0	1916	25
Advanced during the year	92037	0	0	0	0	0	0	26
Repaid during the year	204192	5769	0	0	0	0	1	27
Balance 31st March, 2006	465559	39446	0	0	0	0	1915	28
Interest received and credited to revenue	166314	4						29

No. 10-C-6404-ACCOUNT of LOANS for DAIRY DEVELOPMENT showing the amounts ADVANCED and REPaid during the year ended 31st March, 2006 and the BALANCES of such LOANS at the commencement and at the end of the year 2005-06-Concl'd.

Item No.	STATE GOVERNMENTS								Total
	Punjab	Rajasthan	Sikkim	Tamil Nadu	Tripura	Uttar Pradesh	Uttarakhand	West Bengal	
1			1313					994	2018482
2									0
3									0
4	0	0	1313	0	0	0	0	994	2018482
5									27
6									0
7									0
8	0	0	0	0	0	0	0	0	27
9		32119		131		11430		3158	1071611
10				250000					338287
11									4545
12	0	32119	0	250131	0	11430	0	3158	1405353
13	1095			45954				35766	100720
14									3750
15				1					310
16	1095	0	0	45953	0	0	0	35766	104160
17									4653
18									0
19									0
20	0	0	0	0	0	0	0	0	4653
21				8290		121017			-2309381
22									0
23				3					205111
24	0	0	0	8287	0	121017	0	0	-2514492
25	1095	32119	1313	54375	0	132447	0	39918	886112
26	0	0	0	250000	0	0	0	0	342037
27	0	0	0	4	0	0	0	0	209966
28	1095	32119	1313	304371	0	132447	0	39918	1018183
29								24	166342

(A) Includes Rs.132447 thousands yet to be apportioned between U.P. and Uttarakhand.

No. 11-0406-ACCOUNT of RECEIPTS from FISHERIES for the year ended 31st March, 2006

(In thousands of rupees)

	Union Government	U.T. Govt. Puducherry	STATE GOVERNMENTS						Item No.
			Andhra Pradesh	Arunachal Pradesh	Assam	Bihar	Chhattisgarh	NCT Delhi	
011-Rent	527	13	329			43698	2355	206	1
101-Sale of Timber & Other Forest Produce									2
102-Licence Fees, Fines etc.	128		738			1802	47	210	3
103-Sale of fish, fish-seeds etc.	23673	5	553	14		3981	6987		4
110-Grants from I.C.A.R.						853	9		5
501-Services and Service Fees	420	22					30		6
800-Other Receipts	45258	1176	28229	981	8501	7203	7993		7
900-Deduct-Refunds			8310				-106		8
Total: Receipts from Fisheries	70006	1216	21839	996	8501	56917	17315	416	9

No. 11-0406-ACCOUNT of RECEIPTS from FISHERIES for the year ended 31st March, 2006-Contd.

(In thousands of rupees)

	Total brought forward	STATE GOVERNMENTS						Item No.	
		Madhya Pradesh	Maharashtra	Manipur	Meghalaya	Mizoram	Nagaland		Orissa
011-Rent	86243		15659	3					1
101-Sale of Timber & Other Forest Produce	0								2
102-Licence Fees, Fines etc.	14107		2745	90	11	6			3
103-Sale of fish, fish-seeds etc.	68901	8750	8144	37	40	11	1	17217	4
110-Grants from I.C.A.R.	870								5
501-Services and Service Fees	809		377					63	6
800-Other Receipts	192840	1808	10896	97	72	214	448	5148	7
900-Deduct-Refunds	8457	-5	-53						8
Total: Receipts from Fisheries	366313	10663	37706	227	123	231	440	22420	9

No. 11-0405-ACCOUNT of RECEIPTS from FISHERIES for the year ended 31st March, 2006-Contd.

Item No.	STATE GOVERNMENTS								Total carried over
	Goa	Gujarat	Haryana	Himachal Pradesh	Jammu & Kashmir	Jharkhand	Karnataka	Kerala	
1	7032	3767	1843	122	44	1146	25210	551	86243
2									0
3	992	1244	128	1001	4016		3801		14107
4	148	6868	3163	5750	4183	851	9900	2845	68901
5					8				870
6	3	11	3		1		319		-809
7	598	20385	4484	486	2535	8841	6010	50160	192840
8		12	6				-23		-8457
9	8773	32263	9616	7369	10787	10838	46217	53556	356313

No. 11-0405-ACCOUNT of RECEIPTS from FISHERIES for the year ended 31st March, 2006-Concl.

Item No.	STATE GOVERNMENTS								Total
	Punjab	Rajasthan	Sikkim	Tamil Nadu	Tripura	Uttar Pradesh	Uttarakhand	West Bengal	
1	10866	70826		19414					203011
2									0
3	400	185	33	4106				720	22403
4		1163	31	7628	2977	12366		395	127661
5									870
6	100			348					1697
7		835	69	142928	3053	11180	346	67380	437306
8									-8515
9	11366	73009	133	174424	6030	23546	346	68496	784433

Economic Services

No. 11-A-2405-ACCOUNT of EXPENDITURE on FISHERIES for the year ended 31st March, 2006

	(In thousands of rupees)									Item No.
	Union Government	U.T. Govt. Puducherry	Andhra Pradesh	Arunachal Pradesh	Assam	Bihar	Chhattisgarh	NCT Delhi	Goa	
001-Direction and Administration	31472	8184	173826	33380	77348	52503	6014	475	8899	1
003-Training			104							2
004-Research										3
101-Inland Fisheries	1018	6404	28963	3262	49979	41553	64842	2371	1191	4
102-Estuarine/Brackish Water Fisheries	10434	2765	1705						7421	5
103-Marine Fisheries	660268	8016	47708						140118	6
104-Fishing Harbours & Landing Facilities										7
105-Processing, Preservation and Marketing	8008	2900			2336		10290		1362	8
109-Extension and Training	76742	1019	1843	111	20209		6225		1101	9
110-Mechanisation and improvement of Fish Crafts	4199									10
120-Fisheries Co-operatives		6170	15905		100	3914	2237			11
190-Assistance to Public Sector and Other Undertakings										12
196-Loans to Zila Parishads/Distt. Level Panchayats	1300									13
198-Assistance to Gram Panchayats	5400									14
789-Special Component Plan for Scheduled Castes			1968				3839			15
793-Special Central Assistance for Scheduled Castes component plan										16
794-Special central assistance for Tribal sub-plan										17
796-Tribal Area Sub-Plan	197		699		718		12727			18
797-Transfer to/from Reserve Fund & Deposit Accounts										19
798-International Co-operation	5010									20
800-Other Expenditure	119731	193952	10407	12108	160355		1088		6372	21
911-Deduct - Recoveries of Overpayments	-14429	-84							-6	22
Total: Expenditure on Fisheries	909350	229326	283128	48861	311045	97970	107262	2846	166458	23
Charged										24
Voted	909350	229326	283128	48861	311045	97970	107262	2846	166458	25

No. 11-A-2405-ACCOUNT of EXPENDITURE on FISHERIES for the year ended 31st March, 2006-Contd.

(In thousands of rupees)

Item No.	STATE GOVERNMENTS								Total carried over
	Gujarat	Haryana	Himachal Pradesh	Jammu & Kashmir	Jharkhand	Karnataka	Kerala	Madhya Pradesh	
1	37441	13662	36198	181058	23299	31897	58900	13082	787638
2	--	--	--	--	--	--	--	--	104
3	--	--	--	--	--	--	--	--	0
4	62773	69360	8405	--	19167	16518	49427	117453	542686
5	--	--	--	--	--	--	871	--	23196
6	132263	--	--	--	--	65006	38612	--	1091991
7	--	--	--	--	--	--	--	--	0
8	328	--	--	--	--	--	1138	--	26362
9	7721	8760	6409	--	--	2540	21839	4345	158864
10	--	--	--	--	--	151	--	--	4350
11	3006	--	--	--	--	50775	--	4790	86897
12	--	--	--	--	--	--	--	--	0
13	--	--	--	--	--	96333	--	--	97633
14	--	--	--	--	--	--	--	--	5400
15	--	--	--	--	--	--	--	10485	16292
16	--	--	--	--	--	--	--	--	0
17	--	--	--	--	--	--	--	--	0
18	42828	--	2512	--	50972	--	--	7346	117999
19	--	--	--	--	--	--	--	--	0
20	--	--	--	--	--	--	--	--	5010
21	551567	35609	442	811	--	4396	265949	6684	1369471
22	--	--	--	--	--	--	-56595	--	-71114
23	837927	127391	53966	181869	93438	267616	380141	164185	4262779
24	--	--	--	--	--	--	--	--	0
25	837927	127391	53966	181869	93438	267616	380141	164185	4262779

No. 11-A-2405-ACCOUNT of EXPENDITURE on FISHERIES for the year ended 31st March, 2006-Contd.

	Total brought forward	STATE GOVERNMENTS						Item No.
		Maharashtra	Manipur	Meghalaya	Mizoram	Nagaland	Orissa	
001-Direction and Administration	787638	72639	95076	18664	22198	38779	69088	1
003-Training	104							2
004-Research	0							3
101-Inland Fisheries	542686	61860	17805	48365	21282	27342	112250	4
102-Estuarine/Brackish Water Fisheries	23196	11237					4500	5
103-Marine Fisheries	1091991	643210					44669	6
104-Fishing Harbours & Landing Facilities	0							7
105-Processing, Preservation and Marketing	26362		346	490	2249			8
109-Extension and Training	158864	15255	2369	1308	1465	1600	5924	9
110-Mechanisation and improvement of Fish Crafts	4350		10					10
120-Fisheries Cooperatives	86897	13583					6193	11
190-Assistance to Public Sector and Other Undertakings	0							12
196-Loans to Zila Parishads/Distt. Level Panchayats	97633							13
198-Assistance to Gram Panchayats	5400							14
789-Special Component Plan for Scheduled Castes	16292							15
793-Special Central Assistance for Scheduled Castes component plan	0							16
794-Special central assistance for Tribal sub-plan	0							17
796-Tribal Area Sub-Plan	117999	4373					27632	18
797-Transfer to/from Reserve Fund & Deposit Accounts	0	875						19
798-International Co-operation	5010							20
800-Other Expenditure	1369471	18036	12537	12			1989	21
911-Deduct - Recoveries of Overpayments	-71114	-16						22
Total Expenditure on Fisheries	4262779	841052	128143	68839	47194	67721	272225	23
Charged	0							24
Voted	4262779	841052	128143	68839	47194	67721	272225	25

No. 11-A-2405-ACCOUNT of EXPENDITURE on FISHERIES for the year ended 31st March, 2006-Concl'd.

Item No.	STATE GOVERNMENTS								Total
	Punjab	Rajasthan	Sikkim	Tamil Nadu	Tripura	Uttar Pradesh	Uttarakhand	West Bengal	
1	60877	31134	9632	49011	77820	17316	11738 (A)	98462	1460052
2									104
3									0
4	5100	23162	9748	56713	51999	4444	1770	243345	1227871
5				4				4191	43128
6				38209				11427	1829506
7									0
8				4189				1131	34767
9	1705	1920		11479	4029	2144		21480	229542
10								5206	9566
11				7962	872	1500			117007
12						48773	2000		50773
13		14362							111995
14									5400
15								36302	52594
16									0
17									0
18		8805					1153	1940	161902
19									875
20									5010
21		29		305423	600	219902	1290	25624	1954913
22				-6169					-77299
23	67682	79412	19380	466821	135320	294079	17951	449108	7217706
24									0
25	67682	79412	19380	466821	135320	294079	17951	449108	7217706

(A) Includes Rs. 162 thousands as clearance of OB Suspense pertaining to the year 2004-05.

(B) Includes Rs. 1000 thousands spent out of advances from the Contingency Fund upto 31/3/2001 and recouped to the fund during 2005-06.

Economic Services

No. 11-B-4405-ACCOUNT of CAPITAL OUTLAY on FISHERIES during and to the end of the year 2005-06

	(In thousands of rupees)	
	Expenditure	
	During the year	To end of the year
UNION GOVERNMENT		
101-Inland Fisheries	58199	88348
102-Estuarine Brackish Water Fisheries		25958
103-Marine Fisheries	16966	1212419
104-Fishing Harbour and Landing Facilities		4
105-Processing, Preservation and Marketing		9350
109-Extension and Training		327482
190-Investments in Public Sector and Other Undertakings		69716
191-Fishermen's Cooperatives		805
796-Tribal Area Sub-Plan		16765
800-Other Expenditure	8465	340705
Total: Union Government	83630	2091552
UNION TERRITORY GOVERNMENT PUDUCHERRY		
001-Direction and Administration		--
104-Fishing Harbour and Landing Facilities		90
105-Processing, Preservation and Marketing		106
191-Fishermen's Co-operatives	650	7276
Total: Government of Puducherry	650	7472
STATE GOVERNMENTS ANDHRA PRADESH		
101-Inland Fisheries		32590
102-Estuarine Brackish Water Fisheries		67933
103-Marine Fisheries		960
104-Fishing Harbour and Landing Facilities	16962	283239
190-Investments in Public Sector and Other Undertakings		66171
191-Investments in Fishermen's Co-operatives		78380
799-Suspense		29
800-Other Expenditure		61652
900-Deduct Receipts and Recoveries on Capital Account		--
Total: Government of Andhra Pradesh	16962	590954
ARUNACHAL PRADESH		
800-Other Expenditure	3898	32459
Total: Government of Arunachal Pradesh	3898	32459
ASSAM		
051-Construction		1833
101-Inland Fisheries		750
103-Marine Fisheries		2617
190-Investments in Public Sector and Other Undertakings		10494
191-Fishermen's Co-operatives		1574
800-Other Expenditure	340	9761
Total: Government of Assam	340	27029

No. 11-B-4405-ACCOUNT of CAPITAL OUTLAY on FISHERIES during and to the end of the year 2005-06-Contd.

(In thousands of rupees)

BIHAR			
190-Investment in Public Sector and Other Undertakings			17474
191-Fishermen's Co-operatives			1608
Total: Government of Bihar		0	19082
CHHATTISGARH			
101-Inland Fisheries			
109-Extension & Training			
191-Fishermen's Co-operatives			
796-Tribal Area Sub-Plan	1500		6224
800-Other Expenditure	2500		2500
Total: Government of Chhattisgarh	4000		8724
NCT DELHI			
101-Inland Fisheries	494		18131
800-Other Expenditure			26
Total: Government of NCT DELHI	494		18157
GOA			
101-Inland Fisheries	12856		97559
102-Estuarine/Brackish Water Fisheries			26307
103-Marine Fisheries	804		19252
105-Processing, Preservation and Marketing			16336
800-Other Expenditure	921		15269
Total: Government of Goa	14581		174723
GUJARAT			
101-Inland Fisheries			23771
104-Fishing Harbour and Landing Facilities			4724
105-Processing, Preservation and Marketing			9082
109-Extension and Training			4427
190-Investments in Public Sector and Other Undertakings	124		50205
191-Fishermen's Co-operatives	-1232		77688
796-Tribal Area Sub-plan	12		16095
800-Other Expenditure			7979
Total: Government of Gujarat	-1096		193971
HARYANA			
101-Inland Fisheries			4719
Total: Government of Haryana	0		4719
HIMACHAL PRADESH			
001-Direction and Administration			15790
101-Inland Fisheries	5816		117987
105-Processing, Preservation and Marketing			6175
109-Extension and Training	6920		14038
190-Investments in Public Sector and Other Undertakings	12		821
796-Tribal Area Sub-plan	500		16194
Total: Government of Himachal Pradesh	13248		171005

No. 11-B-4405-ACCOUNT of CAPITAL OUTLAY on FISHERIES during and to the end of the year 2005-06-Contd.

	(In thousands of rupees)	
	Expenditure	
	During the year	To end of the year
JAMMU AND KASHMIR		
001-Direction and Administration	867	104065
052-Machinery & Equipment	--	526
101-Inland Fisheries	1405	24362
103-Marine Fisheries	--	--
104-Fishing Harbour and Landing Facilities	--	--
105-Processing, Preservation and Marketing	--	1999
109-Extension and Training	--	981
191-Fisherman's Co-operatives	31	730
800-Other Expenditure	85077	547793
Total: Government of Jammu & Kashmir	87380	680456
JHARKHAND		
101-Inland Fisheries	--	--
102-Estuarine/Brackish Water Fisheries	--	--
103-Marine Fisheries	--	--
195-Fishermen's Co-operative	--	--
800-Other Expenditure	36341	36341
Total: Government of Jharkhand	36341	36341
KARNATAKA		
101-Inland Fisheries	--	23695
103-Marine Fisheries	11601	340794
104-Fishing Harbour and Landing Facilities	5282	119009
190-Investments in Public Sectors and Other Undertakings	--	41912
195-Investments in Cooperatives	-433	69895
800-Other Expenditure	39098	240229
Total: Government of Karnataka	55548	835534
KERALA		
101-Inland Fisheries	602	205884
102-Estuarine/Brackish Water Fisheries	--	191207
103-Marine Fisheries	30041	479487
104-Fishing Harbour and Landing Facilities	73653	1475718
105-Processing, Preservation and Marketing	--	12670
190-Investments in Public Sector and Other Undertakings	--	52675
195-Investments in Fishermen's Co-operatives	--	212226
800-Other Expenditure	14678	423313
Total: Government of Kerala	118974	3053180

No. 11-B-4405-ACCOUNT of CAPITAL OUTLAY on FISHERIES during and to the end of the year 2005-06-Contd.

	(In thousands of rupees)	
	Expenditure	
	During the year	To end of the year
MADHYA PRADESH		
101-Inland Fisheries	--	15124
109-Extension and Training	--	2625
190-Investments in Public Sector and other Undertakings	--	5131
191-Fishermen's Co-operatives	--	83
789-Special Component Plan for Schedules Castes	2938	2938
796-Tribal Area Sub-Plan	--	10525
800-Other Expenditure	--	1565
Total: Government of Madhya Pradesh	2938	37991
MAHARASHTRA		
101-Inland Fisheries	10556	281952
102-Estuarine/Brackish Water Fisheries	--	2384
103-Marine Fisheries	15637	440144
104-Fishing Harbour and Landing Facilities	--	105180
109-Extension & Training	--	3686
190-Investments in Public Sector and Other Undertakings	7107	24302
191-Fishermen's Co-operatives	90085	1091660
796-Tribal Area Sub-Plan	555	47343
800-Other Expenditure	--	-3591
901-Deduct-Receipts and Recoveries on Capital Account	-1990	-10772
Total: Government of Maharashtra	121950	1982288
MANIPUR		
101-Inland Fisheries	--	4137
109-Extension and Training	--	13664
191-Fishermen's Co-operatives	--	201
800-Other Expenditure	1252	12129
Total: Government of Manipur	1252	30131
MIZORAM		
001-Direction and Administration	--	4396
101-Inland Fisheries	--	42313
105-Processing Preservation and Marketing	--	5432
191-Fishermen's Co-operatives	--	454
Total: Government of Mizoram	0	52595
MEGHALAYA		
101-Inland Fisheries	--	--
191-Fishermen's Co-operatives	--	1167
800-Other Expenditure	697	8536
Total: Government of Meghalaya	697	9703
(A) Includes Rs. 15278 thousands yet to be apportioned between Madhya Pradesh and Chhattisgarh.		
		Economic Services

No. 11-B-4405-ACCOUNT of CAPITAL OUTLAY on FISHERIES during and to the end of the year 2005-06-Contd.

	(In thousands of rupees)	
	Expenditure	
	During the year	To end of the year
NAGALAND		
001-Direction and Administration	5800	35156
101-Inland Fisheries	12500	41051
800-Other Expenditure	--	1325
Total: Government of Nagaland	18300	77532
ORISSA		
101-Inland Fisheries	1424	116552
102-Extension/Brackish Water Fisheries	--	307858
103-Marine Fisheries	700	347210
104-Fishing Harbour and Landing Facilities	--	36111
105-Processing, Preservation and Marketing	--	2616
109-Extension and Training	--	220
190-Investments in Public Sector and Other Undertakings	--	36652
191-Fishermen's Co-operatives	--	4063
195-Investments in Co-operatives	--	2591
796-Tribal Area Sub-Plan	--	4810
800-Other Expenditure	--	13706
Total: Government of Orissa	2124	872389
PUNJAB		
101-Inland Fisheries	1700	9563
800-Other Expenditure	--	43056
Total: Government of Punjab	1700	52619
RAJASTHAN		
101-Inland Fisheries	2939	46401
796-Tribal Area Sub-Plan	547	14736
Total: Government of Rajasthan	3486	61137
SIKKIM		
101-Inland Fisheries	1999	40634
Total: Government of Sikkim	1999	40634
TAMIL NADU		
101-Inland Fisheries	-23	80362
102-Estuarine/Brackish Water Fisheries	--	58
103-Marine Fisheries	--	79244
104-Fishing Harbour and Landing Facilities	37847	250829
105-Processing Preservation and Marketing	--	26961

No. 11-B-4405-ACCOUNT of CAPITAL OUTLAY on FISHERIES during and to the end of the year 2005-06-Concl'd.

(In thousands of rupees)		
Expenditure		
	During the year	To end of the year
TAMIL NADU		
109-Extension & Training		878 (B)
190-Investments in Public Sector and other Undertakings		44552
191-Fishermen's Co-operatives		11129
799-Suspense		9717 (C)
800-Other Expenditure		17999
901- Deduct- Receipt and Recoveries on Capital Account		-3
Total: Government of Tamil Nadu	37824	521726
TRIPURA		
101-Inland Fisheries	26514	40153
191-Fishermen's Co-operatives		25
Total: Government of Tripura	26514	40178
UTTAR PRADESH		
101-Inland Fisheries		28056
190-Investments on Public Sector and Other Undertakings		28092
Total: Government of Uttar Pradesh	0	56148 (A)
UTTARAKHAND		
101-Inland Fisheries	5000	24222
190-Investments on Public Sector and Other Undertakings		--
Total : Government of Uttarakhand	5000	24222
WEST BENGAL		
101-Inland Fisheries	15000	210898
102-Estuarine/Brackish Water Fisheries		422
190-Investments in Public Sector and Other Undertakings		55121
191-Fishermen's Co-opertaive		30858
789-Special Component Plan for Scheduled Castes	142480	454013
800-Other Expenditure		9509
Total: Government of West Bengal	157480	760821
Total: Capital Outlay on Fisheries	816214	12565472

(A) Includes Rs. 56148 thousands yet to be apportioned between U.P. & Uttarakhand.

(B) Includes Rs. 5522 thousands adjusted proforma in rectification of misclassification during previous years.

(C) Includes Rs. (-)5522 thousands adjusted proforma in rectification of misclassification during previous years.

No. 11-C-5405-ACCOUNT of LOANS for FISHERIES showing the amounts ADVANCED and REPAID during the year ended 31st March, 2006 and the BALANCES of such LOANS at the commencement and at the end of the year 2005-06-Contd.

(In thousands of rupees)

Item No.	STATE GOVERNMENTS								Total carried over
	Gujarat	Haryana	Himachal Pradesh	Jammu & Kashmir	Jharkhand	Karnataka	Kerala	Madhya Pradesh	
1									0
2									0
3									0
4	0	0	0	0	0	0	0	0	0
5									0
6									0
7									0
8	0	0	0	0	0	0	0	0	0
9						1455	108		24372
10									0
11						10			10
12	0	0	0	0	0	1445	108	0	24362
13	7123					-26	-76		71695
14									0
15									498
16	7123	0	0	0	0	(B) -26	(A) -76	0	71197
17	167527						50621		258530
18									0
19	5532								5532
20	161995	0	0	0	0	0	50621	0	252998
21									0
22									0
23									0
24	0	0	0	0	0	0	0	0	0
25									0
26									0
27									0
28	0	0	0	0	0	0	0	0	0

(A) Detailed accounts are maintained by Departmental Officer. Minus balance is under investigation by them.

(B) Reasons for Minus balance are under examination.

Loans and Advances

No. 11-C-6405-ACCOUNT of LOANS for FISHERIES showing the amounts ADVANCED and REPAYED during the year ended 31st March, 2006 and the BALANCES of such LOANS at the commencement and at the end of the year 2005-06-Contd.

Item No.	STATE GOVERNMENTS									Total
	Punjab	Rajasthan	Sikkim	Tamil Nadu	Trpura	Uttar Pradesh	Uttarakhand	West-Bengal		
1										4000
2										0
3										0
4	0	0	0	0	0	0	0	0	0	4000
5										1465
6										0
7										0
8	0	0	0	0	0	0	0	0	0	1465
9										24372
10										0
11										10
12	0	0	0	0	0	0	0	0	0	24362
13				10408				175046		258083
14										0
15								1		499
16	0	0	0	10408	0	0	0	175045		257584
17	433			16769				20150		654413
18										0
19	433									11462
20	0	0	0	16769	0	0	0	20150		642951
21										0
22										0
23										0
24	0	0	0	0	0	0	0	0	0	0
25										0
26										0
27										0
28	0	0	0	0	0	0	0	0	0	0

No. 11-C-6405-ACCOUNT of LOANS for FISHERIES showing the amounts ADVANCED and REPAYED during the year ended 31st March, 2006 and the BALANCES of such LOANS at the commencement and at the end of the year 2006-06-Contd.

	Union Government	U.T. Govt. Puduchery	STATE GOVERNMENTS							Item No.
			Andhra Pradesh	Arunachal Pradesh	Assam	Bihar	Chhattisgarh	NCT Delhi	Goa	
(in thousands of rupees)										
195-Fishermen's Co-operatives-										
Balance 1st April,2005	63	10458	70707					94		1
Advance during the year		450								2
Repaid during the year		128	2707					5		3
Balance 31st March, 2006	63	10780	68000	0	0	0		89	0	4
199-Loans to Trading and other Non-Government Institutions-										
Balance 1st April,2005										5
Advance during the year										6
Repaid during the year										7
Balance 31st March, 2006	0	0	0	0	0	0		0	0	8
789-Special Component Plan for Scheduled Castes/Scheduled Tribes-										
Balance 1st April,2005										9
Advance during the year										10
Repaid during the year										11
Balance 31st March, 2006	0	0	0	0	0	0		0	0	12
794-Special Central Assistance for Tribal Area Sub-Plan-										
Balance 1st April,2005										13
Advance during the year										14
Repaid during the year										15
Balance 31st March, 2006	0	0	0	0	0	0		0	0	16
796-Tribal Area Sub-plan-										
Balance 1st April,2005	690							1		17
Advance during the year										18
Repaid during the year										19
Balance 31st March, 2006	690	0	0	0	0	0		1	0	20
800-Other Loans-										
Balance 1st April,2005	813854		171080		16433	713				138 21
Advance during the year	1498									22
Repaid during the year	36385		291							23
Balance 31st March, 2006	778967	0	170799	0	16433	713		0	0	138 24
Total: Loans for Fisheries										
Balance 1st April,2005	834848	75057	261262	0	16433	21813		95	0	2500 25
Advance during the year	1498	450	0	0	0	0		0	0	0 26
Repaid during the year	36869	133	2998	0	0	0		5	0	0 27
Balance 31st March, 2006	799477	75374	268264	0	16433	21813		90	0	2500 28
Interest received and credited to revenue	3658	58								

(A) Opening balance includes the undivided closing balance of Composite Bihar as on 14/11/2000.

No. 11-C-6405-ACCOUNT of LOANS for FISHERIES showing the amounts ADVANCED and REPAID during the year ended 31st March, 2006 and the BALANCES of such LOANS at the commencement and at the end of the year 2005-06-Contd.

Item No.	STATE GOVERNMENTS								Total carried over
	Gujarat	Haryana	Himachal Pradesh	Jammu & Kashmir	Jharkhand	Karnataka	Kerala	Madhya Pradesh	
1	32656	7				26525	526794	1352	668656
2						100	40000	664	41214
3						5771	50000	96	58707
4	32656	7	0	0	0	20854	518794	1920	651163
5									0
6									0
7									0
8	0	0	0	0	0	0	0	0	0
9									0
10									0
11									0
12	0	0	0	0	0	0	0	0	0
13									0
14									0
15									0
16	0	0	0	0	0	0	0	0	0
17	(A) -4372							3	-3678
18									0
19									0
20	-4372	0	0	0	0	0	0	3	-3678
21	-341	2483				18380	67014		1089764
22									1498
23	26					302	31		37035
24	(A) -367	2483	0	0	0	18078	66983	0	1054227
25	202593	2490	0	0	0	46334	644461	1355	2109339
26	0	0	0	0	0	100	40000	664	42712
27	5558	0	0	0	0	6083	50031	96	101782
28	197035	2490	0	0	0	40351	634430	1923	2050269
29		32							3746

(A) Minus balance is under investigation.

Loans and Advances

No. 11-C-6405-ACCOUNT of LOANS for FISHERIES showing the amounts ADVANCED and REPAID during the year ended 31st March, 2006 and the BALANCES of such LOANS at the commencement and at the end of the year 2005-06-Contd.

	Total brought forward	STATE GOVERNMENTS						Item No.
		Maharashtra	Manipur	Meghalaya	Mizoram	Nagaland	Orissa	
(In thousands of rupees)								
195-Fishermen's Co-operatives-								
Balance 1st April,2005	668656	769470					33002	1
Advance during the year	41214	93578					200	2
Repaid during the year	58707	48123						3
Balance 31st March, 2006	651163	814925	0	0	0	0	33202	4
199-Loans to Trading and other Non-Government Institutions-								
Balance 1st April,2005	0							5
Advance during the year	0							6
Repaid during the year	0							7
Balance 31st March, 2006	0	0	0	0	0	0	0	8
789-Special Component Plan for Scheduled Castes/Scheduled Tribes-								
Balance 1st April,2005	0							9
Advance during the year	0							10
Repaid during the year	0							11
Balance 31st March, 2006	0	0	0	0	0	0	0	12
794-Special Central Assistance for Tribal Area Sub-Plan-								
Balance 1st April,2005	0							13
Advance during the year	0							14
Repaid during the year	0							15
Balance 31st March, 2006	0	0	0	0	0	0	0	16
796-Tribal Area Sub-plan-								
Balance 1st April,2005	-3678	20						17
Advance during the year	0							18
Repaid during the year	0							19
Balance 31st March, 2006	-3678	20	0	0	0	0	0	20
800-Other Loans-								
Balance 1st April,2005	1089764	6533	2003			297	12319	21
Advance during the year	1498		2633					22
Repaid during the year	37035	60						23
Balance 31st March, 2006	1054227	6473	4636	0	0	297	12319	24
Total: Loans for Fisheries								
Balance 1st April,2005	2109339	1105231	2003	0	0	297	81043	25
Advance during the year	42712	93578	2633	0	0	0	200	26
Repaid during the year	101782	53680	0	0	0	0	0	27
Balance 31st March, 2006	2050269	1145129	4636	0	0	297	81243	28
Interest received and credited to revenue	3746							29

**No. 11-C-6405-ACCOUNT of LOANS for FISHERIES showing the amounts ADVANCED and REPAID
during the year ended 31st March, 2006 and the BALANCES of such LOANS at the
commencement and at the end of the year 2005-06-Concl'd.**

(In thousands of rupees)

Item No.	STATE GOVERNMENTS								Total
	Punjab	Rajasthan	Sikkim	Tamil Nadu	Tripura	Uttar Pradesh	Uttarakhand	West Bengal	
1				18880		45		203249	1693302
2									134992
3								52	106882
4	0	0	0	18880	0	45	0	203197	1721412
5				42					42
6									0
7									0
8	0	0	0	42	0	0	0	0	42
9								736917	736917
10								96492	96492
11									0
12	0	0	0	0	0	0	0	833409	833409
13									0
14									0
15									0
16	0	0	0	0	0	0	0	0	0
17									-3658
18									0
19									0
20	0	0	0	0	0	0	0	0	-3658
21		33	478	63988	1451	212		10430	1187508
22									4131
23								29	37124
24	0	33	478	63988	1451	212	0	10401	1154515
25	433	33	478	110087	1451	257	0	1145792	3755440
26	0	0	0	0	0	0	0	96492	235615
27	433	0	0	0	0	0	0	82	135977
28	0	33	478	110087	1451	257	0	1242202	4653002
29								11	3757

(A) Rs.257 thousands are yet to be apportioned between U.P. and Uttarakhand.

No. 12-0406-ACCOUNT of RECEIPTS from FORESTRY AND WILD LIFE for the year ended 31st March, 2006

	Union Government	U.T. Govt. Puducherry	STATE GOVERNMENTS							Item No.
			Andhra Pradesh	Arunachal Pradesh	Assam	Bihar	Chhattisgarh	NCT Delhi	Goa	
(In thousands of rupees)										
01-Forestry-										
101-Sale of Timber and other forest produce	61397		700673	60712	113516	34052	92881		2272	1
102-Receipts from social and farm forestries	152				296		7			2
103-Receipts from environmental forestry	11824				207183		320			3
104-Receipts from Forest Plantations	9						1			4
110-Grants from I.C.A.R.										5
112-Rasin and Turpentine Factories										6
201-State Trading in Tendu Patta										7
202-State Trading in Minor Forest Produce										8
203-State Trading in Timber Produce							1523540			9
204-State Trading in Bamboos							113837			10
205-State Trading in Soil Seeds										11
206-State Trading in Khair										12
800-Other Receipts	19881			76409	52753		301122	1425	16833	13
900-Deduct-Refunds	-151		669710							14
Total: 01	93112	0	1370383	137121	373748	34052	2031708	1425	19105	15
02-Environmental Forestry and Wild Life-										
1 Zoological Park	16301		8951		4143					16
112-Public Gardens										17
800-Other Receipts	3808	1330			6354	54806	2			18
900-Deduct-Refunds										19
Total: 02	20109	1330	8951	0	10497	54806	2	0	0	20
Total: Receipts from Forestry and Wild Life	113221	1330	1379334	137121	384245	88858	2031710	1425	19105	21

No. 12-0406-ACCOUNT of RECEIPTS from FORESTRY AND WILD LIFE for the year ended 31st March, 2006-Contd.

(In thousands of rupees)

Item No.	STATE GOVERNMENTS								Total carried over
	Gujarat	Haryana	Himachal Pradesh	Jammu and Kashmir	Jharkhand	Karnataka	Kerala	Madhya Pradesh	
1	332415	2905	523275	395876	21752	829874	1808611	374332	5354543
2		1180		120					1755
3									219327
4				129					139
5									0
6									0
7								1974	1974
8								175	175
9								3787659	5311199
10								218275	332112
11									0
12								11641	11641
13	95519	324303	972632	44784	383124	321744	92971	509904	3213404
14	-6834					-3718	-5300		653707
15	421100	328388	1495907	440908	404876	1147900	1896282	4903960	15099976
16	6482								35877
17				11573		10107			21680
18		31	402	2603	3517				72853
19									0
20	6482	31	402	14176	3517	10107	0	0	130410
21	427582	328419	1496309	455085	408393	1158007	1896282	4903960	15230386

Economic Services

No. 12-0406-ACCOUNT of RECEIPTS from FORESTRY AND WILD LIFE for the year ended 31st March, 2006-Contd.

	Total brought forward	STATE GOVERNMENTS						Item No.
		Maharashtra	Manipur	Meghalaya	Mizoram	Nagaland	Orissa	
(In thousands of rupees)								
01-Forestry-								
101-Sale of Timber and other forest produce	5354543	848351	168	131554		48023	540502	1
102-Receipts from social and farm forestries	1755	11156		24		705		2
103-Receipts from environmental forestry	219327							3
104-Receipts from Forest Plantations	139					7855		4
110-Grants from I.C.A.R.	0							5
112-Rasin and Turpentine Factories	0							6
201-State Trading in Tendu Patta	1974							7
202-State Trading in Minor Forest Produce	175							8
203-State Trading in Timber Produce	5311199							9
204-State Trading in Bamboos	332112							10
205-State Trading in Soil Seeds	0							11
206-State Trading in Chair	11641							12
800-Other Receipts	3213404	51045	98	18753	41555	5031	39289	13
900-Deduct-Refunds	653707							14
Total: 01	15099976	910552	266	150331	41555	61614	579791	15
02-Environmental Forestry and Wild Life-								
111-Zoological Park	35877			987			11554	16
112-Public Gardens	21680			1692				17
800-Other Receipts	72853	10186	14671			518		18
900-Deduct-Refunds	0	-507						19
Total: 02	130410	9679	14671	2679	0	518	11554	20
Total: Receipts from Forestry and Wild Life	15230386	920231	14937	153010	41555	62132	591345	21

No. 12-0406-ACCOUNT of RECEIPTS from FORESTRY AND WILD LIFE for the year ended 31st March, 2006-Concl'd.

Item No.	STATE GOVERNMENTS								Total
	Punjab	Rajasthan	Sikkim	Tamil Nadu	Tripura	Uttar Pradesh	Uttarakhand	West Bengal	
1	90639	240457	14125	803100	391			269441	8341294
2	2303			338737				1059	355739
3									219327
4	6								8000
5									0
6									0
7									1974
8									175
9									5311199
10									332112
11		1262							1262
12									11641
13	24421	116416	84630	251678	48269	1619799	1594692	92668	7201748
14		-38		-7571					646098
15	117369	358097	98755	1385944	48660	1619799	1594692	363168	22430569
16		12027	224						60669
17	640	6110	173					3913	34208
18		24474	594					18997	142293
19									-507
20	640	42611	-991	0	0	0	0	22910	236663
21	118009	400708	99746	1385944	48660	1619799	1594692	386078	22667232

Economic Services

No. 12-A-2406-ACCOUNT of EXPENDITURE on FORESTRY AND WILD LIFE for the year ended 31st March, 2006

(In thousands of rupees)

	Union Government	U.T. Govt. Puduchery	STATE GOVERNMENTS							Item No.
			Andhra Pradesh	Arunachal Pradesh	Assam	Bihar	Chhattisgarh	NCT Delhi	Goa	
01-Forestry-										
001-Direction and Administration	75471		1111581	201236	735735	27753	75991	1441	59591	1
003-Education and Training	212341		12923	4645		2629	16857			2
004-Research	692074			7886					1240	3
005-Survey and Utilization of Forest Resources	122510			7094	19276		21			4
013-Statistics	7993									5
070-Communications and Buildings	7154		9206	3439	41826	11159	93099			6
101-Forest Conservation, Development and Regeneration	306405		1062704	5926	73311	345073	1426069		24297	7
102-Social and Farm Forestry	42766	18798	1282	55590	67182	506	262812	78457	25374	8
105-Forest Produce	89720			7143	40153					9
109-Extension and Training										10
111-Departmental Working of Forest Coups and Depots										11
112-Rasin and Turpentine Factories										12
190-Assistance to Public Sector and Other Undertakings										13
191-Assistance to Local Bodies, Municipal Corporations etc.										14
196-Assistance to Zila Panchayats										15
198-Assistance to Gram Panchayats	4033									16
203-State Trading in Timber							395412			17
204-State Trading in Bamboo							125374			18
206-State Trading in Khajur										19
789-Special Component Plan for Scheduled Castes			193216		17047		39268			20
794-Special Central Assistance for Tribal Sub-plan							418756			21
796-Tribal Area Sub-plan	1534		302782		17227		253606			22
797-Transfer to/from Reserve Funds and Deposit Accounts							130169			23
800-Other Expenditure	25717		70	1202	102073	21267	285065		4239	24
902-Deduct - Amount met from Special Fund for Compensatory Afforestation									-9353	25
911-Deduct Recoveries of Overpayment		-1							-111	26
Total: 01	1587718	18797	2693764	294161	1113830	408387	3522499	79898	105277	27
02-Environmental Forestry and Wild Life										
001-Direction & Administration										28
004-Research										29
110-Wild Life Preservation	563864		128825	117696	85114	48688	102956	15044	22401	30
111-Zoological Park	41485		42944	9183	97381	20111	7170			31
112-Public Gardens		3436	60994	18551	10657			16811		32
196-Assistance to Zila Parishads	100									33
789-Special Component Plan for Scheduled Castes			2381							34
796-Tribal Area Sub-Plan	4340		470				5038			35
797-Transfer to Reserve Fund and Deposit Account										36
798-International Co-operation	14364									37
800-Other Expenditure	520			156140	46259					38
902-Deduct Amount met from PAM Fund										39
911-Deduct - Recoveries of Overpayments	-112								-10	40
Total: 02	624561	3436	235614	301570	239411	68799	115164	31855	22391	41
04-Afforestation and Ecology-										
001-Direction & Administration										42
101-National Afforestation and Ecology Development Programme	2675901	21414								43
911-Deduct Recoveries of Overpayments										44
Total: 04	2675901	21414	0	0	0	0	0	0	0	45
Total: Expenditure on Forestry and Wild Life	4888180	43647	2929378	595731	1353241	477186	3637663	111753	127668	46
Charged				22744			164036	1983		47
Voted	4888180	43647	2929378	572987	1353241	477186	3473627	109770	127668	48

COMBINED FINANCE AND REVENUE ACCOUNTS OF THE UNION AND STATE GOVERNMENTS IN INDIA FOR THE YEAR 2005-06

No. 12-A-2406-ACCOUNT of EXPENDITURE on FORESTRY AND WILD LIFE for the year ended 31st March, 2006-Contd.

(In thousands of rupees)

Item No.	STATE GOVERNMENTS								Total carried over
	Gujarat	Haryana	Himachal Pradesh	Jammu and Kashmir	Jharkhand	Karnataka	Kerala	Madhya Pradesh	
1	863554	203702	752025	964108	93628	903897	329172	100992	6499877
2		7030		45	5121	15313	16689	53408	347001
3					14288	39495	9083	17500	781566
4	65904	430			11186	46465	2261	8171	283318
5							3396		11389
6	18921	24769	27517	3666	26540	37259	4098	79328	387981
7	16364	23645	266224	2802	732804	215597	311099	3532601	8344921
8		947086	449209	107	150671	499378	74596	457134	3130948
9	20871	51930	1541	60855	11253	199295	141109		623870
10									0
11									0
12				134					134
13									0
14									0
15						178471			178471
16						13804			17837
17								477155	872567
18								123339	248713
19								1006	1006
20								228876	478407
21								456418	875174
22	244631		86131		484021			390949	1780881
23						103815	76938	130000	440922
24	50808	34374	11020	659794	27624	457	244215	28990	1496915
25						-103919	-11296		-124568
26						-1178	-1841		-3131
27	1281053	1292966	1593667	1691511	1557136	2148149	1199519	6085867	26674199
28				6231					6231
29					1923				1923
30	178395	33084	46540	30651	78070	344796	169617	323492	2289233
31	18643		12612			15000			264529
32	42159			201912		77644			432164
33									00
34									2381
35	9799		10237		40048			40438	110370
36						43046			43046
37									14364
38	10980	2586		1727					218212
39						-35010			-35010
40						-84	-4		190
41	259976	35670	69389	240521	120041	445412	169613	363930	3347353
42									0
43									2697315
44									0
45	0	0	0	0	0	0	0	0	2697315
46	1541029	1328636	1663056	1932032	1677177	2593561	1369132	6449797	32718867
47	266	6180				104829		131902	431940
48	1540763	1322456	1663056	1932032	1677177	2488732	1369132	6317895	32286927

COMBINED FINANCE AND REVENUE ACCOUNTS OF THE UNION AND STATE GOVERNMENTS IN INDIA FOR THE YEAR 2005-06.

No. 12-A-2406-ACCOUNT of EXPENDITURE on FORESTRY AND WILD LIFE for the year ended 31st March, 2006-Contd.

(In thousands of rupees)

	Total brought forward	STATE GOVERNMENTS						Item No.
		Maharashtra	Manipur	Meghalaya	Mizoram	Nagaland	Orissa	
01-Forestry-								
001-Direction and Administration	6499877	444713	142166	63859	141200	161720	57654	1
003-Education and Training	347001			5091	6136		9703	2
004-Research	781566						11342	3
005-Survey and Utilization of Forest Resources	283318		2284	9823	6487	500	26767	4
013-Statistics	11389		261	1526			3324	5
070-Communications and Buildings	387981	54514	5858	6041	205	14750	4823	6
101-Forest Conservation, Development and Regeneration	8344921	2504499	842	37011	4145	38228	649531	7
102-Social and Farm Forestry	3130948	141702	12849	94780	43676	8564	4007	8
105-Forest Produce	623870	358138	275	63763	1924		4999	9
109-Extension and Training	0	8206	1611					10
111-Departmental Working of Forest Coups and Depots	0						14525	11
112-Rasin and Turpentine Factories	134							12
190-Assistance to Public Sector and Other Undertakings	0	13513		1244				13
191-Assistance to Local Bodies, Municipal Corporations etc.	0							14
196-Assistance to Zila Panchayats	178471							15
198-Assistance to Gram Panchayats	17837							16
203-State Trading in Timber	872567							17
204-State Trading in Bamboo	248713							18
206-State Trading in Khajur	1006							19
789-Special Component Plan for Scheduled Castes	478407							20
794-Special Central Assistance for Tribal Sub-plan	875174							21
796-Tribal Area Sub-plan	1780881	6356						22
797-Transfer to/from Reserve Funds and Deposit Accounts	440922							23
800-Other Expenditure	1496915	67536	72468	9596	47232	12043	800	24
902-Deduct - Amount met from Special Fund for Compensatory Afforestation	-124568							25
911-Deduct Recoveries of Overpayments	-3131	-37						26
Total: 01	26674199	3599140	238614	292734	251005	235805	787475	27
02-Environmental Forestry and Wild Life-								
001-Direction & Administration	6231							28
004-Research	1923							29
110-Wild Life Preservation	2289233	210810	21678	56258	38204	2400	176831	30
111-Zoological Park	264529		1423	836		4600	25812	31
112-Public Gardens	432164	37605		4642		600		32
196-Assistance to Zila Parishads	100							33
789-Special Component Plan for Scheduled Castes	2381							34
796-Tribal Area Sub-Plan	110370						17248	35
797-Transfer to Reserve Fund and Deposit Account	43046							36
798-International Co-operation	14364							37
800-Other Expenditure	218212			9730	8000	2412	2305	38
902-Deduct Amount met from PAM Fund	-35010							39
911-Deduct - Recoveries of Overpayments	-190							40
Total: 02	3347353	248415	23101	71466	46204	10012	222196	41
04-Afforestation and Ecology-								
001-Direction & Administration	0							42
101-National Afforestation and Ecology Development Programme	2697315							43
911-Deduct Recoveries of Overpayments	0							44
Total: 04	2697315	0	0	0	0	0	0	45
Total: Expenditure on Forestry and Wild Life	32718867	3847555	261715	364200	297209	245817	1009671	46
Charged	431940	578						47
Voted	32286927	3846977	261715	364200	297209	245817	1009671	48

No. 12-A-2406-ACCOUNT of EXPENDITURE on FORESTRY AND WILD LIFE for the year ended 31st March, 2006-Concl'd.

Item No.	STATE GOVERNMENTS								Total
	Punjab	Rajasthan	Sikkim	Tamil Nadu	Tripura	Uttar Pradesh	Uttarakhand	West Bengal	
1	225699	932468	92723	558608	235557	1265707	(A) 808539	698418	12328908
2			354	22137	1205			1179	392806
3			4340						797248
4			8145		308			3012	340644
5			2689						19169
6				9040	10231	14000	9933	65148	582524
7		94774	11171	40774	20384	43997	18015	79129	11887421
8	413919	327227	33810	211128	11752	4710	130009	116746	4685827
9			5168	31528	804	5000	214440	46677	1356584
10								2	9819
11									14525
12									134
13									14757
14									0
15		82000							260471
16									17837
17									872567
18									248713
19									1006
20								17007	495414
21									875174
22		44378		13275			8648	2707	1856245
23				37679					478601
24			948	195423	3523	9930	(B) 1159641	35286	3111341
25			-8496	-7230					-110294
26									-3168
27	639618	1480847	150830	1112362	283764	1343344	2349225	1065311	40504273
28									6231
29									1923
30		166679	28580	18938	7808	29307	58682	164978	3270386
31	1201	20736	6817	24060		6750		45691	402455
32	1263	74410	8834			70788		75931	706237
33									100
34								25	2406
35								25	127643
36									43046
37									14364
38		28801	500	1666				29582	301208
39									-35010
40									-190
41	2464	290826	44731	44664	7808	106845	58682	316232	4840799
42									0
43									2697315
44									0
45	0	0	0	0	0	0	0	0	2697315
46	642082	1771473	195561	1157026	291572	1450189	2407907	1381543	48042387
47	227	4495		469		40			437749
48	641855	1766978	195561	1156557	291572	1450149	2407907	1381543	47604638

(A) Includes Rs. 1068 thousands as clearance of OB Suspense pertaining to the year 2003-04.

(B) Includes Rs. 65 thousands as clearance of OB Suspense pertaining to the year 2003-04.

Economic Services

No. 12-B-4406-ACCOUNT of CAPITAL OUTLAY on FORESTRY AND WILD LIFE during and to the end of the year 2005-06

	(In thousands of rupees)	
	Expenditure	
	During the year	To end of the year
UNION GOVERNMENT		
01-Forestry-		
070-Communication and Buildings	50128	1007022
101-Forest Conservation, Development and Regeneration	12203	449596
102-Social and Farm Forestry		21629
105-Forest Produce		46939
796-Tribal Area Sub-Plan		6376
797-Transfers to/from Reserve Funds and Deposit Accounts		-92
800-Other Expenditure		29964
Total: 01	62331	1561434
02-Environmental Forestry and Wild Life-		
110-Wild Life	6986	86208
111-Zoological Park	1318	1628
800-Other Expenditure	500	12431
Total: 02	8804	100267
Total: Union Government	71135	1661701
UNION TERRITORY GOVERNMENT		
PUDUCHERRY		
02-Environmental Forestry and Wild Life-		
112-Public Gardens		104
Total: Government of Puducherry	0	104
STATE GOVERNMENTS		
ANDHRA PRADESH		
01-Forestry-		
001-Direction and Administration		18
070-Communication and Buildings		14155
101-Forest Conservation, Development and Regeneration	50699	798096
190-Investments in Public Sector and Other Undertakings		202095
800-Other Expenditure		5000
Total: 01	50699	1017364
02-Environmental Forestry and Wild Life-		
111-Zoological Park		6001
800-Other Expenditure		467
Total: 02	0	6468
Total: Government of Andhra Pradesh	50699	1023832
ARUNACHAL PRADESH		
01-Forestry-		
070-Communication and Buildings		62191
190-Investments in Public Sector and Other Undertakings	50000	90000
800-Other Expenditure		16713
Total: Government of Arunachal Pradesh	50000	170904

No. 12-B-4406-ACCOUNT of CAPITAL OUTLAY on FORESTRY AND WILD LIFE during and to the end of the year 2005-06-Contd.

	(In thousands of rupees)	
	Expenditure	
	During the year	To end of the year
ASSAM		
01-Forestry-		
070-Communications and Buildings		1917
101-Forest Conservation, Development and Regeneration		4829
190-Investments in Public Sector and other Undertakings		500
800-Other Expenditure		638
Total: Government of Assam	0	7884
BIHAR		
01-Forestry-		
070-Communications and Buildings	8000	14545
101-Forest Conservation, Development and Regeneration		55125
105-Forest Produce		2000
796-Tribal Area Sub-plan		118074
800-Other Expenditure		7292
Total: 01	8000	197036
02-Environmental Forestry and Wild Life-		
112-Public Gardens		1493
Total: 02	0	1493
Total: Government of Bihar	8000	198529
CHHATTISGARH		
01-Forestry-		
070-Communication and Buildings	17413	100571
101-Forest Conservation, Development and Regeneration	6875	86885
102-Social and Farm Forestry		251
190-Investments in Public Sector and other Undertakings		--
796-Tribal Area Sub-Plan	54372	129931
800-Other expenditure	5000	5000
Total: Government of Chhattisgarh	83660	322618
NCT DELHI		
01-Forestry-		
070-Communication and Buildings		55401
101-Forest Conservation, Development and Regeneration		13229
800-Other Expenditure		70694
Total : 01	0	139324
02-Environmental Forestry and Wild Life-		
110-Wild Life	998643	1623650
112-Public Gardens	13693	107675
Total : 02	1012336	1731325
TOTAL: Government of NCT Delhi	1012336	1870649
Charged	957931	1318696
Voted	54405	552053
GOA		
01-Forestry-		
070-Communication and Buildings	3229	44680
800-Other Expenditure		685
Total : 01	3229	45365

No. 12-B-4408-ACCOUNT of CAPITAL OUTLAY on FORESTRY AND WILD LIFE during and to the end of the year 2005-06-Contd.

	(In thousands of rupees)	
	Expenditure	
	During the year	To end of the year
GOA		
02-Environmental Forestry and Wild Life- 111-Zoological Parks		7788
Total : 02	0	7788
80-General		
190-Investments in Public Sector and Other Undertakings		25000
800-Other Expenditure	6763	6763
Total : 80	6763	31763
Total: Government of Goa	9982	84916
GUJARAT		
01-Forestry-		
070-Communications and Buildings	17719	141054
101-Forest Conservation, Development and Regeneration	872569	14231023
794-Special Central Assistance for Tribal Sub-Plan		105415
796-Tribal Area Sub-plan	300014	5554749
800-Other Expenditure		4930
Total: Government of Gujarat	1190302	20037171
HARYANA		
01-Forestry		
190-Investments in Public Sector and other undertakings		2000
Total: Government of Haryana	0	2000
HIMACHAL PRADESH		
01-Forestry-		
070-Communications and Buildings	42145	228977
101-Forest Conservation, Development and Regeneration		2000
102-Social and Farm Forestry		32031
112-Rosin and Turpentine Factories		14101
796-Tribal Area Sub-plan	15306	170290
800-Other Expenditure		94644
Total: 01	57451	542043
02-Environmental Forestry and Wild Life-		
110-Wild Life	6220	46330
111-Zoological Parks	1400	28913
796-Tribal Area Sub-plan	200	3500
Total: 02	7820	78743
Total: Government of Himachal Pradesh	65271	620786
JAMMU AND KASHMIR		
01-Forestry-		
070-Communications and Buildings	4572	59754
101-Forest Conservation, Development and Regeneration	1596	4473
102-Social and Farm Forestry	8420	11304
105-Forest Produce	1463	27785
800-Other Expenditure	150999	1358822
Total: 01	167060	1462138
02-Environmental Forestry and Wild Life		
110-Wild Life	568	4209
112-Public Gardens	47363	126957
800-Other Expenditure	11710	44575
Total: 02	59641	175741
Total: Government of Jammu & Kashmir	226691	1637879

No. 12-B-4406-ACCOUNT of CAPITAL OUTLAY on FORESTRY AND WILD LIFE during and to the end of the year 2005-06-Contd.

	(In thousands of rupees)	
	Expenditure	
	During the year	To end of the year
JHARKHAND		
01-Forestry-		
070-Communications and Buildings		
190-Investment in Public Sector and other Undertakings		500
Total:01	0	500
Total: Government of Jharkhand	0	500
KARNATAKA		
01-Forestry-		
070-Communications and Buildings	4991	141364
102-Social and Farm Forestry - Forestry and Environment Project for Eastern Plains	2817	271794
190-Investments in Public Sector and Other Undertakings		129232
800-Other Expenditure		45985
Total: 01	7808	588376
02-Environmental Forestry and Wild Life-		
111-Zoological Parks		129
Total: 02	0	129
Total: Government of Karnataka	7808	588504
KERALA		
01-Forestry-		
070-Communications and Buildings	25554	333566
101-Forest Conservation, Development and Regeneration		1728
102-Social and Farm Forestry		139569
105-Forest Produce	38858	580406
190-Investments in Public Sector and Other Undertakings		83631
800-Other Expenditure	3499	70740
Total : 01	67911	1209640
02-Environmental and Forestry of Wild Life-		
110-Wild Life		10638
Total : 02	0	10638
Total: Government of Kerala	67911	1220278
MADHYA PRADESH		
01-Forestry-		
070-Communications and Buildings	30060	948236
101-Forest Conservation, Development and Regeneration	24839	33986
102-Social and Farm Forestry		39744
190-Investments in Public Sector and Other undertaking		377008
796-Tribal Area Sub-plan		209439
800-Other Expenditure		348745
Total: Government of Madhya Pradesh	54899	1957158 (B)

(B) Includes Rs. 1637403 thousands yet to be apportioned between M.P. and Chhattisgarh.

Economic Services

No. 12-B-4406-ACCOUNT of CAPITAL OUTLAY on FORESTRY AND WILD LIFE during and to the end of the year 2005-06-Contd.

	(In thousands of rupees)	
	Expenditure	
	During the year	To end of the year
MAHARASHTRA		
01-Forestry-		
070-Communications and Buildings-	1122	120101
101-Forest Conservation, Development and Regeneration-	41557	860830
102-Social and Farm Forestry	40754	2014005
105-Forest Produce	--	34811
190-Investments in Public Sector and Other Undertakings	--	258609
796-Tribal Area Sub-plan	6249	667214
800-Other Expenditure	--	34282
Total: 01	89682	3989852
02-Environmental Forestry and Wild Life-		
110-Wild Life	--	53218
111-Zoological Praks	--	2619
800-Other Expenditure	--	--
Total: 02	0	56837
Total: Government of Maharashtra	89682	4046689
MANIPUR		
02-Environmental Forestry and Wild Life-		
112-Public Gardens	--	447
800-Other Expenditure	--	296
901-Deduct-Receipts and Recoveries on Capital Account	--	-1
Total: Government of Manipur	0	742
MEGHALAYA		
01-Forestry		
070-Communication and Buildings	5969	71261
105-Forest Produce	--	6696
190-Investments in Public Sector and Other Undertakings	--	15619
800-Other Expenditure	--	13690
Total: Government of Meghalaya	5969	107266

No. 12-B-4406-ACCOUNT of CAPITAL OUTLAY on FORESTRY AND WILD LIFE during and to the end of the year 2006-06-Contd.

	(In thousands of rupees)	
	Expenditure	
	During the year	To end of the year
MIZORAM		
01-Forestry-		
070-Communication and Buildings		17988
101-Forest Conservation, Development and Regeneration		2953
102-Social and Farm Forestry		51335
800-Other Expenditure	24006	56133
Total : 01	24006	128409
02-Environmental Forestry & Wild Life-		
110-Wild Life	2000	40362
Total : 02	2000	40362
Total: Government of Mizoram	26006	168771
NAGALAND		
01-Forestry-		
051-Construction		800
070-Communications and Buildings	18141	79905
190-Investment in Public Sector and other Undertakings	90000	90000
800-Other Expenditure	9075	15075
Total: Government of Nagaland	117216	186780
ORISSA		
01-Forestry-		
070-Communications and Buildings		570623
102-Social and Farm Forestry	104553	871266
190-Investments in Public Sector and Other Undertakings		48550
201-Government Trading In Tendu Leaves	193586	3613902
796-Tribal Area Sub-plan	56746	328762
800-Other Expenditure	50111	127367
901-Deduct-Receipts and Recoveries on Capital Accounts		-1434252
Total : 01	404996	4126218
02-Environmental Forestry & Wild Life-		
112-Public Gardens		1426
800-Other Expenditure		1196
Total : 02	0	2622
Total: Government of Orissa	404996	4128840
PUNJAB		
01-Forestry-		
070-Communications and Buildings		555
102-Social and Farm Forestry	36210	543141
800-Other Expenditure		4544
Total: 01	36210	548240
02-Environmental Forestry and Wild Life-		
111-Zoological Parks		1084
Total: 02	0	1084
Total: Government of Punjab	36210	549324

No. 12-B-4406-ACCOUNT of CAPITAL OUTLAY on FORESTRY AND WILD LIFE during and to the end of the year 2005-06-Contd.

	(in thousands of rupees)	
	Expenditure	
	During the year	To end of the year
RAJASTHAN		
01-Forestry-		
070-Communications and Buildings	-1096	23503
101-Forest Conservation, Development and Regeneration	3045	88372
102-Social & Farm Forestry	571270	3431366
105-Forest Produce		66558
190-Investments in Public Sector and Other Undertakings		1675
796-Tribal Area Sub-Plan	178673	973598
800-Other Expenditure	8131	103074
Total 01	760023	4688146
02-Eniormental Forestry and Wild Life-		
110-Wild Life		40891
111-Zoological Park	15812	30892
800-Other Expenditure	5398	55085
Total 02	21210	126868
Total: Government of Rajasthan	781233	4815014
SIKKIM		
01-Forestry-		
070-Communication and Buildings	777	22450
101-Forest Conservevation Development and Regeneration	14740	28619
105-Forest Produce		3896
Total : 01	15517	54965
02-Enviornmental Forestry and Wild Life-		
112-Public Gardens	9402	11315
Total: 02	9402	11315
Total: Government of Sikkim	24919	66280
TAMIL NADU		
01-Forestry-		
070-Communications and Buildings	49403	346940
101-Forest Conservation, Development and Regeneration	83820	370798
102-Social and Farm Forestry	648139	8819543 (C)
105-Forest Produce	56050	315596
190-Investments in Public Sector and Other Undertakings		37600 (D)
796-Tribal Area Sub-plan	2729	122103
800-Other Expenditure	45597	164461 (E)
Total: 01	886738	10177041
02-Environmental Forestry and Wild Life-		
110-Wild Life	63368	494984
111-Zoological Parks	4431	96323
800-Other Expenditure		15108
Total: 02	67799	606415
Total: Government of Tamil Nadu	953637	10783456

@ Investment in Rajasthan Rajya Van Vikas Nigam Ltd.

(C) Includes Rs (-) 164 thousands adjusted proforma in ractification of misclassification during prrevious years.

(D) Includes Rs 30900 thousands adjusted proforma in ractification of misclassification during prrevious years.

(E) Includes Rs (-)30900 thousands adjusted proforma in ractification of misclassification during prrevious years.

No. 12-B-4406-ACCOUNT of CAPITAL OUTLAY on FORESTRY AND WILD LIFE during and to the end of the year 2005-06-Contd.

	(In thousands of rupees)	
	Expenditure	
	During the year	To end of the year
TRIPURA		
01-Forestry-		
101-Forest Conservation Department and Regeneration	4003	42307
102-Social and Farm Forestry	6372	92216
800-Other Expenditure	5882	23206
Total: 01	16357	167729
02-Environmental Forestry and Wild Life		
110-Wild Life	365	1290
Total : 02	365	1290
Total of Government of Tripura	16722	169019
UTTAR PRADESH		
01-Forestry-		
070-Communications and Buildings		569
101-Forest Conservation, Development and Regeneration		3275
102-Special Component Plan for Scheduled Castes	1418570	2729084
112-Rosin and Turpentine Factories	15645	16987
800-Other Expenditure	10377	-2378
Total 01	1444592	2747537
02-Environmental Forestry and Wild Life-		
110-Wild Life	29612	75612
111-Zoological Park		1470
112-Public Garden		10000
800-Other Expenditure		12944
Total 02	29612	100026
Total: Government of Uttar Pradesh	1474204	2847563
UTTARAKHAND		
01-Forestry-		
101-Forest Conservation, Development and Regeneration	743600	800864
796-Tribal Sub Plan	1100	1100
800-Other Expenditure		
Total 01	744700	801964
02-Environmental Forestry and Wild Life		
112-Public Garden		
800-Other Expenditure		
Total 02	0	0
Total: Government of Uttarakhand	744700	801964
WEST BENGAL		
01-Forestry-		
190-Investments in Public Sector and Other Undertakings	1235	83566
789-Special Component Plan for SC	18548	23655
796-Tribal Area Sub Plan	2658	4418
800-Other Expenditure	33162	36053
Total: Government of West Bengal	61843	167762
Total: Capital Outlay on Forestry and Wild Life	7636641	60240707

(B) Rs. (-) 36051 thousands retained in U.P. pending allocation.

No. 12-C-6406-ACCOUNT of LOANS for FORESTRY AND WILD LIFE showing the amounts ADVANCED and REPaid during the year ended 31st March, 2006 and the BALANCES of such LOANS at the commencement and at the end of the year 2005-06

	Union Government	U.T. Govt. Puduchery	STATE GOVERNMENTS							Item No.
			Andhra Pradesh	Arunachal Pradesh	Assam	Bihar	Chhattisgarh	NCT Delhi	Goa	
(In thousands of rupees)										
101-Forest conservation, Development and Regeneration-										
Balance 1st April, 2005	110002						8734	-4733		1
Advance during the year	183900									2
Repaid during the year										3
Balance 31st March, 2006	293902	0	0	0	0	0	8734	(B) -4733	0	4
103-Environmental Forestry and Wild Life-										
Balance 1st April, 2005					997					5
Advance during the year										6
Repaid during the year										7
Balance 31st March, 2006	0	0	0	0	997	0	0	0	0	8
104-Forestry-										
Balance 1st April, 2005			139					10447		9
Advance during the year										10
Repaid during the year										11
Balance 31st March, 2006	0	0	139	0	0	0	0	10447	0	12
190-Loans to Public Sector and other Undertakings-										
Balance 1st April, 2005			39047							13
Advance during the year						115				14
Repaid during the year			37000							15
Balance 31st March, 2006	0	0	2047	0	0	115	0	0	0	16
796-Tribal Area Sub-plan-										
Balance 1st April, 2005						7305	86902			17
Advance during the year										18
Repaid during the year										19
Balance 31st March, 2006	0	0	0	0	0	7305	86902	0	0	20
800-Other Loans-										
Balance 1st April, 2005										21
Advance during the year										22
Repaid during the year								20754		23
Balance 31st March, 2006	0	0	0	0	0	0		(B) -20754	0	24
Total: Loans for Forestry and Wild Life-										
Balance 1st April, 2005	110002	0	39186	0	997	(A) 16039	92616	0	0	25
Advance during the year	183900	0	0	0	0	115	0	0	0	26
Repaid during the year	0	0	37000	0	0	0	20754	0	0	27
Balance 31st March, 2006	293902	0	2186	0	997	16154	71862	0	0	28
Interest received and credited to revenue										29

(A) Opening balance includes the undivided closing balance of composite Bihar as on 14/11/2000.

(B) Minus Balance is under reconciliation.

No. 12-C-6406-ACCOUNT of LOANS for FORESTRY AND WILD LIFE showing the amounts ADVANCED and REPAID during the year ended 31st March, 2006 and the BALANCES of such LOANS at the commencement and at the end of the year 2005-06-Contd.

Item No.	STATE GOVERNMENTS									Total carried over
	Gujarat	Haryana	Himachal Pradesh	Jammu and Kashmir	Jharkhand	Karnataka	Kerala	Madhya Pradesh		
1	5974									119977
2										183900
3										0
4	5974	0	0	0	0	0	0	0	0	303877
5										997
6										0
7										0
8	0	0	0	0	0	0	0	0	0	997
9	2132			164		151621			506111	670614
10						138				138
11	3								7143	7146
12	2129	0	0	164	0	151759	0		498968	663606
13							73930			112977
14							3000			3115
15										37000
16	0	0	0	0	0	0	76930	0		79092
17	74								119155	213436
18										0
19										0
20	74	0	0	0	0	0	0		119155	213436
21										0
22										0
23										20754
24	0	0	0	0	0	0	0	0	0	-20754
25	8180	0	0	164	0	151621	73930		625266	1118001
26	0	0	0	0	0	138	3000		0	187153
27	3	0	0	0	0	0	0		7143	64900
28	8177	0	0	164	0	151759	76930		618123	1240254
29										0

(A) Includes Rs. 478803 thousands yet to be apportioned between M.P. and Chhattisgarh.

Loans and Advances

No. 12-C-6406-ACCOUNT of LOANS for FORESTRY AND WILD LIFE showing the amounts ADVANCED and REPAYED during the year ended 31st March, 2006 and the BALANCES of such LOANS at the commencement and at the end of the year 2005-06-Contd.:

	Total brought forward	STATE GOVERNMENTS						Item No.
		Maharashtra	Manipur	Meghalaya	Mizoram	Nagaland	Orissa	
(In thousands of rupees)								
101-Forest conservation, Development and Regeneration-								
Balance 1st April, 2005	119977	27130					32	1
Advance during the year	183900							2
Repaid during the year	0							3
Balance 31st March, 2006	303877	27130	0	0	0	0	32	4
103-Environmental Forestry and Wild Life-								
Balance 1st April, 2005	997							5
Advance during the year	0							6
Repaid during the year	0							7
Balance 31st March, 2006	997	0	0	0	0	0	0	8
104-Forestry-								
Balance 1st April, 2005	670614	249410					599	9
Advance during the year	138							10
Repaid during the year	7146	70000						11
Balance 31st March, 2006	663606	179410	0	0	0	0	599	12
105-Loans to Public Sector and other Undertakings-								
Balance 1st April, 2005	112977							13
Advance during the year	3115							14
Repaid during the year	37000							15
Balance 31st March, 2006	79092	0	0	0	0	0	0	16
796-Tribal Area Sub-plan-								
Balance 1st April, 2005	213436	1779						17
Advance during the year	0							18
Repaid during the year	0							19
Balance 31st March, 2006	213436	1779	0	0	0	0	0	20
800-Other Loans-								
Balance 1st April, 2005	0							21
Advance during the year	0							22
Repaid during the year	20754							23
Balance 31st March, 2006	-20754	0	0	0	0	0	0	24
Total: Loans for Forestry and Wild Life-								
Balance 1st April, 2005	1118001	278319	0	0	0	0	631	25
Advance during the year	187153	0	0	0	0	0	0	26
Repaid during the year	64900	70000	0	0	0	0	0	27
Balance 31st March, 2006	1240254	208319	0	0	0	0	631	28
Interest received and credited to revenue	0							29

No. 12-C-6406-ACCOUNT of LOANS for FORESTRY AND WILD LIFE showing the amounts ADVANCED and REPAID during the year ended 31st March, 2006 and the BALANCES of such LOANS at the commencement and at the end of the year 2005-06-Concl'd.

(In thousands of rupees)

Item No.	STATE GOVERNMENTS								Total
	Punjab	Rajasthan	Sikkim	Tamil Nadu	Tripura	Uttar Pradesh	Uttarakhand	West Bengal	
1			449						147588
2									183900
3									0
4	0	0	449	0	0	0	0	0	331488
5									997
6									0
7									0
8	0	0	0	0	0	0	0	0	997
9	382					202		16000	937207
10									138
11									77146
12	382	0	0	0	0	202	0	16000	860199
13									112977
14									3115
15									37000
16	0	0	0	0	0	0	0	0	79092
17									215215
18									0
19									0
20	0	0	0	0	0	0	0	0	215215
21	1868					1			1869
22									0
23									20754
24	1868	0	0	0	0	1	0	0	-18865
25	2250	0	449	0	0	203	0	16000	1415853
26	0	0	0	0	0	0	0	0	187153
27	0	0	0	0	0	0	0	0	134900
28	2250	0	449	0	0	203	0	16000	1468106
29									0

(A) An amount for Rs.203 thousands are yet to be apportioned between U.P. and Uttarakhand.

No. 13-0407 - ACCOUNT of RECEIPTS from PLANTATIONS for the year ended 31st March, 2006

	Union Government	STATE GOVERNMENTS									Item No
		Andhra Pradesh	Arunachal Pradesh	Assam	Bihar	Chhattisgarh	NCT Delhi	Himachal Pradesh	Jammu and Kashmir	Jharkhand	
01-Tea-											
015-Cess											1
800-Other Receipts	5952							98			2
02-Coffee-											
015-Cess											3
800-Other Receipts	165043										4
03-Rubber-											
015-Cess											5
800-Other Receipts	208										
04-Spices-											
015-Cess											7
800-Other Receipts											8
60-Others-											
533-Jute											9
800-Other Receipts											10
811-Coconuts											11
813-Cashew											12
822-Cinchona											13
828-Arecaanut											14
830-Other Plantations											15
900-Deduct - Refunds											16
Total : Receipts on Plantations	171203	0	0	0	0	0	0	98	0	0	17

No. 13-0407 - ACCOUNT of RECEIPTS from PLANTATIONS for the year ended 31st March, 2006-Consolid.

(In thousands of rupees)

Item No	STATE GOVERNMENTS									Total
	Karnataka	Maharashtra	Nagaland	Orissa	Sikkim	Tamil Nadu	Uttar Pradesh	Uttarakhand	West Bengal	
1										0
2	2				20106					26158
3										0
4	2									165045
5										0
6										208
7										0
8										0
9										0
10										0
11										0
12										0
13									2	2
14										0
15									794	794
16										0
17	4	0	0	0	20108	0	0	0	796	192207

Economic Services

No. 13-A-2407 - ACCOUNT of EXPENDITURE on PLANTATIONS for the year ended 31st March, 2006 - Contd.

(In thousands of rupees)

Item No	STATE GOVERNMENTS								Total Carried over
	Gujarat	Haryana	Himachal Pradesh	Jammu and Kashmir	Jharkhand	Karnataka	Kerala	Madhya Pradesh	
1									171258
2									239900
3									700000
4			4863						782563
5									5000
6									-265800
7	0	0	4863	0	0	0	0	0	1622921
8									135000
9									195000
10									1148151
11									-12568
12	0	0	0	0	0	0	0	0	1465583
13									773000
14									0
15									136400
16									-2100
17	0	0	0	0	0	0	0	0	907300
18									0
19									0
20									300000
21									0
22	0	0	0	0	0	0	0	0	300000
23									0
24									0
25									0
26									9900
27									0
28									0
29									0
30									0
31									1500
32									-1500
33	0	0	0	0	0	0	0	0	9900
34	0	0	4863	0	0	0	0	0	4305704
35									0
36	0	0	4863	0	0	0	0	0	4305704

No. 13-A-2407 - ACCOUNT of EXPENDITURE on PLANTATIONS for the year ended 31st March, 2006 - Contd.

	Total brought forward	STATE GOVERNMENTS						Item No
		Maharashtra	Manipur	Meghalaya	Mizoram	Nagaland	Orissa	
01-Tea -								
015-Payment against Collection of Cess	171258							1
016-Subsidy for Replantation	239900							2
797-Transfer to Reserve Funds & Deposit Accounts	700000							3
800-Other Expenditure	782563							4
902-Deduct Amount met from Price Stabilization Fund	-5000							5
903-Deduct Amount met from the Development Fund for Tea Sector	-265800							6
TOTAL 01)	1622921	0	0	0	0	0	0	7
02-Coffee -								
015-Payment against Collection of Cess	135000							8
016-Subsidy for Replantation	195000							9
800-Other Expenditure	1148151							10
902-Deduct Amount met from Price Stabilization Fund	-12568							11
TOTAL 02	1466583	0	0	0	0	0	0	12
03-Rubber -								
015-Payment against Collection of Cess	773000							13
016-Subsidy for Replantation	0							14
800-Other Expenditure	136400		298					15
902-Deduct Amount met from Price Stabilization Fund	-2100							16
TOTAL 03	907300	0	298	0	0	0	0	17
04-SPICES-								
015-Payment against Collection of Cess	0							18
016-Subsidy for Replantation	0							19
800-Other Expenditure	300000							20
911-Deduct Recoveries of Overpayments	0							21
TOTAL 04	300000	0	0	0	0	0	0	22
60-Others -								
001-Direction and Administration	0							23
533-Jute	0							24
796-Tribal Area Sub-Plan	0							25
797-Transfer to Reserve Funds & Deposit Accounts	9900							26
800-Other Expenditure	0							27
811-Coconuts	0							28
813-Cashew	0							29
822-Cinchona	0							30
830-Tobacco	1500							31
902-Deduct Amount met from Price Stabilization Fund	-1500							32
Total 60	9900	0	0	0	0	0	0	33
Total : Expenditure on Plantations	4305704	0	298	0	0	0	0	34
Charged	0							35
Voted	4305704	0	298	0	0	0	0	36

No. 13-A-2407 - ACCOUNT of EXPENDITURE on PLANTATIONS for the year ended 31st March, 2006 - Concid.


Item No	STATE GOVERNMENTS								Total
	Punjab	Rajasthan	Sikkim	Tamil Nadu	Tripura	Uttar Pradesh	Uttarakhand	West Bengal	
1									171258
2									239900
3									700000
4			27780		948				811291
5									-5000
6									-265800
7	0	0	27780	0	948	0	0	0	1651649
8									135000
9									195000
10									1148151
11									-12568
12	0	0	0	0	0	0	0	0	1465583
13									773000
14									0
15									136698
16									-2100
17	0	0	0	0	0	0	0	0	907598
18									0
19									0
20									300000
21									0
22	0	0	0	0	0	0	0	0	300000
23									0
24									0
25									0
26									9900
27						25384	2500		27884
28									0
29				138					138
30									0
31									1500
32									-1500
33	0	0	0	138	0	25384	2500	0	37922
34	0	0	27780	138	948	25384	2500	0	4362752
35									0
36	0	0	27780	138	948	25384	2500	0	4362752

No. 13-B-4407- ACCOUNT of CAPITAL OUTLAY on PLANTATIONS during and to the end of the year 2005-06

	(In thousands of rupees)	
	Expenditure	
	During the year	To end of the year
UNION GOVERNMENT		
01-Tea - 800-Other Expenditure	--	18612
03-Rubber- 800-Other Expenditure	--	156668
60-Others- 800-Other Expenditure	--	1207
Total : Union Government	0	176487
STATE GOVERNMENTS		
ASSAM		
01-Tea- 190-Investments in Public Sector and other Undertakings	--	56466
Total :Government of Assam	0	56466
GOA		
03-Rubber- 800-Other Expenditure	--	36666
60-Others- 800-Other Expenditure	2069	48446
813-Cashew	--	40703
Total :Government of Goa	2069	125815
KERALA		
03-Rubber- 190-Investments in Public Sector and Other Undertakings	--	55688
Total :Government of Kerala	0	55688
TAMIL NADU		
01-Tea- 190-Investments in Tamil Nadu Tea Plantation Corporation Ltd.	--	12826
800-Other Expenditure	--	186
03-Rubber- 190-Investments in Public Sector and other Undertakings	--	(A) 84500
60-Others- 800-Other Expenditure	--	(B) 765319
813-Cashew	--	4562
Total :Government of Tamil Nadu	0	867393
TRIPURA		
01-Tea- 190-Investments in Tripura Tea Plantation Corporation Ltd.	--	8750
Total :Government of Tripura	0	8750
UTTAR PRADESH		
60-Others- 796-Tribal Area Sub-Plan 800-Other Expenditure	-- 50906	208 185749
Total : Government of Uttar Pradesh	50906	185957
WEST BENGAL		
01-Tea- 190-Investments in West Bengal Tea Plantation Corporation Ltd.	12000	179680
60-Others- 800-Other Expenditure	--	766
Total :Government of West Bengal	12000	180446
Total : Capitally Outlay on Plantations	64975	1657002

(A) Includes Rs. 82000 thousands adjusted proforma in rectification of misclassification during previous years.

(B) Includes Rs. (-) 82000 thousands adjusted proforma in rectification of misclassification during previous years.



No. 13-C-8407 - ACCOUNT of LOANS for PLANTATIONS showing the amounts ADVANCED and REPAYED during the year ended 31st March, 2006 and the BALANCES of such LOANS at the commencement and at the end of the year 2006-06

	Union Government	State Governments							Total	
		Andhra Pradesh	Assam	NCT Delhi	Karnataka	Kerala	Tamil Nadu	Uttar Pradesh		West Bengal
(in thousands of rupees)										
01-Tea-										
190-Loans to Public Sector and other Undertakings-										
Balance 1st April, 2005	20832						4598		284709	310139
Advanced during the year									19375	19375
Repaid during the year							1424			1424
Balance, 31st March, 2006	20832	0	0	0	0	0	3174	0	304084	328090
195-Loans to Co-operatives-										
Balance 1st April, 2005							71345			71345
Advanced during the year										0
Repaid during the year							508			508
Balance, 31st March, 2006	0	0	0	0	0	0	70837	0	0	70837
900-Other Loans-										
Balance 1st April, 2005	364387		5000				-13825			355562
Advanced during the year										0
Repaid during the year										0
Balance, 31st March, 2006	364387	0	5000	0	0	0	(A) -13825	0	0	355562
02-Coffee-										
800-Other Loans-										
Balance 1st April, 2005	166257									166257
Advanced during the year										0
Repaid during the year										0
Balance, 31st March, 2006	166257	0	0	0	0	0	0	0	0	166257

(A) Minus Balance is under examination

Loans and Advances

COMBINED FINANCE AND REVENUE ACCOUNTS OF THE UNION AND STATE GOVERNMENTS IN INDIA FOR THE YEAR 2006-06

No. 13-C-6407 - ACCOUNT of LOANS for PLANTATIONS showing the amounts ADVANCED and REPAYED during the year ended 31st March, 2006 and the BALANCES of such LOANS at the commencement and at the end of the year 2006-06-Concid.

	(In thousands of rupees)									
	Union Government	Andhra Pradesh	Assam	NCT Delhi	Karnataka	Kerala	Tamil Nadu	Uttar Pradesh	West Bengal	Total
03-Rubber-										
100-Loans to Public Sector and other Undertakings-										
Balance 1st April, 2005							8742		3500	12242
Advanced during the year										0
Repaid during the year							10179			10179
Balance, 31st March, 2006	0	0	0	0	0	0	(B) -1437	0	3500	2063
04-Spices :										
000-Other Loans-										
Balance 1st April, 2005	4									4
Advanced during the year										0
Repaid during the year										0
Balance, 31st March, 2006	4	0	0	0	0	0	0	0	0	4
00-Others-										
100-Loans to Public Sector and other Undertakings-										
Balance 1st April, 2005							2497			2497
Advanced during the year										0
Repaid during the year										0
Balance, 31st March, 2006	0	0	0	0	0	0	2497	0	0	2497
000-Other Loans-										
Balance 1st April, 2005		637						15		652
Advanced during the year										0
Repaid during the year										0
Balance, 31st March, 2006	0	637	0	0	0	0	0	15	0	652
Total-Loans for Plantations										
Balance 1st April, 2005	551490	637	5000	0	0	0	73357	15	288209	918698
Advanced during the year	0	0	0	0	0	0	0	0	19375	19375
Repaid during the year	0	0	0	0	0	0	12111	0	0	12111
Balance, 31st March, 2006	551490	637	5000	0	0	0	61246	15 (A)	307584	925962
Interest received and credited to revenue	72824									72824

(A) Rs.15 thousands yet to be apportioned between U.P. and Uttaranchal.
 (B) Minus balance is under examination.

Loans and Advances

No. 14-0408-ACCOUNT of RECEIPTS from FOOD STORAGE AND WAREHOUSING for the year ended 31st March, 2006

(In thousands of rupees)

	Union Government	U.T. Govt. Puducherry	STATE GOVERNMENTS						Item No.	
			Andhra Pradesh	Arunachal Pradesh	Assam	Bihar	Chhattisgarh	NCT Delhi		Goa
101-Food										1
102-Storage and Warehousing								5		2
103-Nutrition and Subsidiary Food										3
104-Receipts on account of World for Food Programme Commodities under Project No. 259(1)										4
501-Services and Service Fees										5
796-Tribal Area Sub-Plan										6
800-Other Receipts	53820			3658	119			437		7
900-Deduct-Refunds								-15		8
Total: Receipts from Food Storage and Warehousing	53820	0	0	3658	119	0	427	0	0	9

No. 14-0408-ACCOUNT of RECEIPTS from FOOD STORAGE AND WAREHOUSING for the year ended 31st March, 2006-Contd.

(In thousands of rupees)

	Total brought forward	STATE GOVERNMENTS						Item No.
		Maharashtra	Manipur	Meghalaya	Mizoram	Nagaland	Orissa	
101-Food	163614						9	1
102-Storage and Warehousing	495						23	2
103-Nutrition and Subsidiary Food	0	741						3
104-Receipts on account of World for Food Programme Commodities under Project No. 259(1)	0							4
501-Services and Service Fees	0	1155						5
796-Tribal Area Sub-Plan	0							6
800-Other Receipts	512854	48229	307	194	69	144	38	7
900-Deduct-Refunds	-699	-3979						8
Total: Receipts from Food Storage and Warehousing	676264	46146	307	194	69	176	38	9

No. 14-0408-ACCOUNT of RECEIPTS from FOOD STORAGE AND WAREHOUSING for the year ended 31st March, 2006-Contd.

Item No.	STATE GOVERNMENTS								Total carried over
	Gujarat	Haryana	Himachal Pradesh	Jammu and Kashmir	Jharkhand	Karnataka	Kerala	Madhya Pradesh	
1				265		(A) 163349			163614
2				490					495
3									0
4									0
5									0
6									0
7	450694		335					3791	512854
8	-395					-289			-699
9	450299	0	335	755	0	163060	0	3791	676264

No. 14-0408-ACCOUNT of RECEIPTS from FOOD STORAGE AND WAREHOUSING for the year ended 31st March, 2006-Concl'd.

Item No.	STATE GOVERNMENTS								Total
	Punjab	Rajasthan	Sikkim	Tamil Nadu	Tripura	Uttar Pradesh	Uttarakhand	West Bengal	
1			631	2214000					2378254
2									518
3									741
4									0
5									1155
6									0
7					5168			1914968	2481971
8									-4678
9	0	0	631	2214000	5168	0	0	1914968	4857961

(A) Includes Rs 100070 thousands, received as subsidy from Govt. of India for distribution of rice under Targetted Public distribution system for below poverty line families.

Economic Services

**No. 14-A-2408-ACCOUNT of EXPENDITURE on FOOD STORAGE AND WAREHOUSING for the
year ended 31st March, 2006**

(In thousands of rupees)

	Union Government	U.T. Govt. Puduchery	STATE GOVERNMENTS						Item No.	
			Andhra Pradesh	Arunachal Pradesh	Assam	Bihar	Chhattisgarh	NCT Delhi		Goa
01-Food-										
001-Direction and Administration	120108				14029		51249		6390	1
003-Training	78299									2
004-Research and Evaluation	5109									3
101-Procurement and Supply	-7117				101533					4
102-Food Subsidies	230773914			1153	28240		3262400			5
103-Food Processing	986197									6
190-Assistance to Public Sector and and Other Undertakings							166188			7
191-Assistance to Local Bodies Corporations etc.										8
195-Assistance to Co-operatives										9
789-Special Component Plan for Scheduled Castes							15000			10
796-Tribal Area Sub-plan							35000			11
797-Transfer to/from Reserve Funds and Deposit Account	2500000									12
798-International Co-operation	3360									13
800-Other Expenditure	965941				80010				336	14
902-Deduct-Amount met from sugar Development Fund	-1037036									15
911-Deduct-Recoveries of Overpayments	-196									16
Total: 01	234388579	0	0	1153	223812	0	3529837	0	6726	17
02-Storage and Warehousing-										
001-Direction and Administration				194847						18
003-Training	60308									19
004-Research and Evaluation	38527									20
101-Rural Godowns Programme				-667						21
190-Assistance to Public Sector and Other Undertakings				49367			8038			22
191-Assistance to Local Bodies Corporations etc.										23
195-Assistance to Co-operative					180					24
789-Special Component Plan for Scheduled Castes										25
796-Tribal Area Sub-plan							200			26
797-Transfer to/from Reserve Funds and Deposit Accounts										27
798-International Co-operation										28
800-Other Expenditure	8400									29
911-Deduct-Recoveries of Overpayments										30
Total: 02	107235	0	0	243547	180	0	8238	0	0	31
Total: Expenditure on Food Storage and Warehousing	234495814	0	0	244700	223992	0	3538075	0	6726	32
Charged							19			33
Voted	234495814	0	0	244700	223992	0	3538056	0	6726	34

**No. 14-A-2408-ACCOUNT of EXPENDITURE on FOOD STORAGE AND WAREHOUSING for the
year ended 31st March, 2006-Contd.**

Item No.	STATE GOVERNMENTS								Total carried over
	Gujarat	Haryana	Himachal Pradesh	Jammu and Kashmir	Jharkhand	Karnataka	Kerala	Madhya Pradesh	
1	134318	50796	13368			217652		122995	730905
2									78299
3									5109
4	1800						189450		285666
5			35031	3000		7297925		414903	241816566
6									986197
7							100000	2060	268248
8									0
9									0
10								500	15500
11			8438					3228	46666
12									2500000
13									3360
14							116900		1163187
15									-1037036
16							-580		-776
17	136118	50796	56837	3000	0	7515577	405770	543686	246861891
18				4374					199221
19									60308
20									38527
21									-667
22									57405
23									0
24									180
25									0
26	50400							393	50993
27									0
28									0
29				5495			367		14262
30									0
31	50400	0	0	9869	0	0	367	393	420229
32	186518	50796	56837	12869	0	7515577	406137	544079	247282120
33									19
34	186518	50796	56837	12869	0	7515577	406137	544079	247282101

**No. 14-A-2408-ACCOUNT of EXPENDITURE on FOOD STORAGE AND WAREHOUSING for the
year ended 31st March, 2006-Contd.**

(In thousands of rupees)

	Total brought forward	STATE GOVERNMENTS						Item No.
		Maharashtra	Manipur	Meghalaya	Mizoram	Nagaland	Orissa	
01-Food-								
001-Direction and Administration	730905		48197		43997	57200		1
003-Training	78299							2
004-Research and Evaluation	5109							3
101-Procurement and Supply	285666	778538				7494	116278	4
102-Food Subsidies	241816566				143797		450255	5
103-Food Processing	986197							6
190-Assistance to Public Sector and and Other Undertakings	268248							7
191-Assistance to Local Bodies Corporations etc.	0							8
195-Assistance to Co-operatives	0							9
789-Special Component Plan for Scheduled Castes	15500							10
796-Tribal Area Sub-plan	46666							11
797-Transfer to/from Reserve Funds and Deposit Account	2500000							12
798-International Co-operation	3360							13
800-Other Expenditure	1163187	557	-2		54447			14
902-Deduct-Amount met from sugar Development Fund	-1037036							15
911-Deduct-Recoveries of Overpayments	-776	-27					-14483	16
Total: 01	246861891	779088	48195	0	242241	64694	552050	17
02-Storage and Warehousing-								
001-Direction and Administration	199221							18
003-Training	60308							19
004-Research and Evaluation	38527							20
101-Rural Godowns Programme	-667		1188					21
190-Assistance to Public Sector and Other Undertakings	57405							22
191-Assistance to Local Bodies Corporations etc.	0							23
195-Assistance to Co-operative	180							24
789-Special Component Plan for Scheduled Castes	0							25
796-Tribal Area Sub-plan	50993							26
797-Transfer to/from Reserve Funds and Deposit Accounts	0							27
798-International Co-operation	0							28
800-Other Expenditure	14262							29
911-Deduct-Recoveries of Overpayments	0							30
Total: 02	420229	0	1188	0	0	0	0	31
Total: Expenditure on Food Storage and Warehousing	247282120	779068	49383	0	242241	64694	552050	32
Charged	19							33
Voted	247282101	779068	49383	0	242241	64694	552050	34

**No. 14-A-2408-ACCOUNT of EXPENDITURE on FOOD STORAGE AND WAREHOUSING for the
year ended 31st March, 2006-Concl'd.**

(In thousands of rupees)

Item No.	STATE GOVERNMENTS								Total
	Punjab	Rajasthan	Sikkim	Tamil Nadu	Tripura	Uttar Pradesh	Uttarakhand	West Bengal	
1			30327		65650	830479	105104 (A)	721007	2632866
2			6						78305
3									5109
4			21045						1209021
5			95341						242505959
6									986197
7									268248
8									0
9									0
10									15500
11								342	47008
12									2500000
13									3360
14									1218189
15									-1037036
16									-15286
17	0	0	146719	0	65650	830479	105104	721349	250417440
18								12541	211762
19								409	60717
20									38527
21					3057				3578
22									57405
23									0
24									180
25								316	316
26								102	51095
27									0
28									0
29								1413	15675
30									0
31	0	0	0	0	3057	0	0	14781	439255
32	0	0	146719	0	68707	830479	105104	736130	250856695
33									19
34	0	0	146719	0	68707	830479	105104	736130	250856676

(A) Includes Rs. 21 thousands as clearance of OB Suspense pertaining to the year 2003-04.

Economic Services

No. 14-B-4408-ACCOUNT of CAPITAL OUTLAY on FOOD STORAGE AND WAREHOUSING during and to the end of the year 2005-06

	(In thousands of rupees)	
	Expenditure	
	During the year	To end of the year
UNION GOVERNMENT		
01-Food-		
101-Procurement and supply		64167710
103-Food Processing	4825	145289
190-Investments in Public Sector and Other Undertakings		84575
800-Other Expenditure	1794	169924
901-Deduct-Receipts and Recoveries on Capital Account		-57026322
902-Deduct-Amount met from Sugar Development Fund		-137089
Total: 01	6619	7404087
02-Storage and Warehousing -		
190-Investments in Public sector and other undertakings	318900	14352130
195-Warehousing and Marketing Co-operatives		166864
796-Tribal Area Sub-Plan	867	33222
800-Other expenditure	49000	202521
Total: 02	368667	14754737
Total: Union Government	375286	22158824
STATE GOVERNMENTS		
ANDHRA PRADESH		
01-Food-		
195-Investments in Co-operatives		117
02-Storage and Warehousing-		
190-Investments in Public Sector and other undertakings		38086
195-Investments in Co-operatives		-3
800-Other Expenditure		53634
Total: Government of Andhra Pradesh	0	91834
ARUNACHAL PRADESH		
01-Food-		
101-Procurement and Supply	-10679	-3232
02-Storage and Warehousing-		
800-Other expenditure		12104
Total: Government of Arunachal Pradesh	-10679	8872
ASSAM		
01-Food-		
101-Procurement and Supply		6357
800-Other expenditure		7450
02-Storage and Warehousing		
190-Investments in Public Sector and Other Undertakings	1000	15680
800-Other Expenditure		5847
Total: Government of Assam	1000	35334

No. 14-B-4408-ACCOUNT of CAPITAL OUTLAY on FOOD STORAGE AND WAREHOUSING during and to the end of the year 2005-06-Contd.

	(In thousands of rupees)	
	Expenditure	
	During the year	To end of the year
BIHAR		
01-Food-		
101-Procurement and Supply		29060
800-Other Expenditure		8
Total: 01	0	29068
02-Storage and Warehousing -		
796-Tribal Area Sub-plan		23340
800-Other expenditure		134256
Total: 02	0	157596
Total: Government of Bihar	0	186664
CHHATTISGARH		
01-Food-		
101-Procurement & supply		--
190-Investments in public Sector & Other Undertakings		12865
191-Investments in Co-operative Societies		5211
195-Investments in Co-operative Societies		--
Total: 01	0	18076
02-Storage and Warehousing-		
190-Investments in Public Sector and other undertakings	3271	-18312
195-Investments in Co-operatives	2006	101192
800-Other Expenditure		--
Total: 02	5277	82880
Total : Government of Chhattisgarh	5277	100956
GOA		
01-Food-		
101-Procurement and Supply	14752	7168
02-Storage and Warehousing-		
800-Other Expenditure	418	1627
Total: Government of Goa	15170	8795
GUJARAT		
01-Food-		
101-Procurement and Supply	4941	-257552
103-Food Processing		1
191-Processing Co-operatives		41653
796-Tribal Area Sub-plan	2000	6773
Total: 01	6941	-209125

No. 14-B-4408-ACCOUNT of CAPITAL OUTLAY on FOOD STORAGE AND WAREHOUSING during and to the end of the year 2005-06-Contd.
(In thousands of rupees)

	Expenditure	
	During the year	To end of the year
02-Storage and Warehousing-		
190-Investments in Public sector and other undertaking		15612
191-Warehousing and Marketing Co-operatives		17279
800-Other Expenditure		155
Total: 02	0	33046
Total: Government of Gujarat	6941	(A) -176079
HARYANA		
01-Food-		
101-Procurement and Supply	-399828	(A) -1566574
799-Suspense		-111839
02-Storage and warehousing-		
101-Rural Godown programmes-		74454
190-Investments in Public Sector and Other Undertakings		30822
Total: Government of Haryana	-399828	-1573137
HIMACHAL PRADESH		
01-Food-		
101-Procurement and Supply	-7713	-250639
190-Investments in Public Sector and Other Undertakings	1359	14029
796-Tribal Area Sub-plan		5735
800-Other Expenditure		14565
901-Deduct-Receipts and Recoveries of Capital Account		
Total: 01	-6354	-218310
02-Storage and Warehousing-		
101-Procurement and Supply	5000	70001
190-Investments in Public Sector and Other Undertakings	-60	67542
796-Tribal Area Sub-plan	700	61028
901-Deduct-Receipts and Recoveries on Capital Account		
Total: 02	5640	198571
Total: Government of Himachal Pradesh	-714	-19739
JAMMU AND KASHMIR		
01-Food-		
101-Procurement and Supply	991587	7138949
103-Food Processing		40432
800-Other Expenditure	6764	-2189136
Total: 01	998351	4990245
02-Storage and Warehousing-		
101-Rural Godown Programmes		7627
190-Investments in Public Sector and Other Undertakings		3762
800-Other Expenditure		20
Total: 02	0	11409
Total: Government of Jammu & Kashmir	998351	5001654

(A) Minus figures due to excess of receipt and recoveries over expenditure.

No. 14-B-4408-ACCOUNT of CAPITAL OUTLAY on FOOD STORAGE AND WAREHOUSING during and to the end of the year 2005-06-Contd.

	(In thousands of rupees)	
	During the year	To end of the year
JHARKHAND		
01-Food-		
101-Procurement and Supply	-	-
190-Investments in Public Sector and Other Undertaking	-	-
800-Other Expenditure		
Total: 01	0	0
02-Storage and Warehousing-		
101-Rural Godown Programmes		
190-Investments in Public Sector and Other Undertakings		
800-Other Expenditure		
Total: 02	0	0
Total: Government of Jharkhand	0	0
KARNATAKA		
01-Food-		
101-Procurement and Supply		-185715
190-Investments in Public Sector and Other Undertakings		36050
800-Other Expenditure		588
Total: 01	0	-149077
02-Storage and Warehousing-		
101-Rural Godown Programmes		34244
190-Investments in Public Sector and Other Undertakings	1000	180279
800-Other Expenditure		35803
Total: 02	1000	250326
Total: Government of Karnataka	1000	101249
KERALA		
01-Food-		
101-Procurement and Supply	30081	-823370
103-Food Processing		262 (A)
190-Investments in Public Sector and Other Undertakings		85600
800-Other expenditure		39311
Total: 01	30081	-698197
02-Storage and Warehousing-		
190-Investments in Public Sector and Other Undertakings		47540
195-Investments in warehousing and Marketing Co-operatives	16503	286030
800-Other Expenditure		-8189
Total: 02	16503	325381
Total: Government of Kerala	46584	-372816

(A) Difference of Rs. 1 thousand is due to rounding.

Economic Services

No. 14-B-4408-ACCOUNT of CAPITAL OUTLAY on FOOD STORAGE AND WAREHOUSING during and to the end of the year 2005-06-Contd.

	(In thousands of rupees)	
	Expenditure	
	During the year	To end of the year
MADHYA PRADESH		
01-Food-		
101-Procurement and Supply		-9780
103-Food Processing		50
195-Investments in Co-operatives		11067
800-Other Expenditure	12513	12513
Total: 01	12513	13950
02-Storage and Warehousing-		
101-Rural Godown Programmes		13100
190-Investments in Public Sector and Other Undertakings	83166	782039
195-Investments in Warehousing and Marketing Co-operatives		229863
796-Tribal Area Sub-plan		48154
800-Other Expenditure		69492
Total: 02	83166	1142648
Total: Government of Madhya Pradesh	95679	1156598 (A)
MAHARASHTRA		
01-Food-		
101-Procurement and Supply	1218189	14824145
103-Food Processing		70
Total: 01	1218189	14824215
02-Storage and Warehousing-		
190-Investments in Public Sector and Other Undertakings		41132
800-Other Expenditure		74476
Total: 02	0	115608
Total: Government of Maharashtra	1218189	14939823
MANIPUR		
01-Food-		
101-Procurement and supply	-1931	263502
800-Other Expenditure		-165790
Total:01	-1931	97712
02-Storage and Warehousing-		
101-Rural Godowns Programme	400	10016
800-Other Expenditure		-37170
Total:02	400	-27154
Total: Government of Manipur	-1531	70558

(A) Includes Rs.914241 thousands yet to be apportioned between M.P. and Chhattisgarh.

No. 14-B-4408-ACCOUNT of CAPITAL OUTLAY on FOOD STORAGE AND WAREHOUSING during and to the end of the year 2005-06-Contd.

	(In thousands of rupees)	
	Expenditure	
	During the year	To end of the year
MEGHALAYA		
01-Food-		
190-Investments in Public Sector and Other Undertakings		11806
800-Other expenditure		4680
Total: Government of Meghalaya	0	16486
MIZORAM		
01-Food-		
101-Procurement and Supply	(A) -25343	779144
103-Food Processing		500
Total: 01	-25343	779644
02-Storage and Warehousing-		
101-Rural Godown Programmes	1000	80053
Total: 02	1000	80053
Total: Government of Mizoram	-24343	859697
NAGALAND		
01-Food-		
101-Procurement and Supply	6925	372142
800-Other Expenditure		28670
Total: 01	6925	400812
02-Storage and Warehousing-		
002-Storage and Warehousing		70
800-Other Expenditure	17300	125231
Total: 02	17300	125901
Total: Government of Nagaland	24225	526713
ORISSA		
01-Food-		
101-Procurement and Supply	-6	1846508
190-Investments in Public Sector and Other Undertakings		95432
800-Other Expenditure		427
901-Deduct-Receipts and Recoveries on Capital Account		-1951159
Total: 01	-6	-8792
02-Storage and Wherehousing-		
101-Rural Godown Programmes		70539
190-Investments in public sector and other undertakings		173699
195-Investments in co-operatives		3637
796-Tribal Area Sub-plan		31807
800-Other Expenditure		6998
901-Deduct-Receipts and Recoveries on Capital Account		-11062
Total: 02	0	305618
Total: Government of Orissa	-6	296826

No. 14-B-4408-ACCOUNT of CAPITAL OUTLAY on FOOD STORAGE AND WAREHOUSING during and to the end of the year 2005-06-Contd.

		(In thousands of rupees)	
		Expenditure	
PUNJAB			
01-Food-			
101-Procurement and Supply			116484934
190-Investments in Public Sector and Other Undertakings			37300
800-Other Expenditure			5782
901-Deduct-Receipts and Recoveries on Capital Account	909		-116780924
Total: 01	909		-252908
02-Storage and Warehousing-			
190-Investments in Public Sector and Other Undertakings			5437
800-Other Expenditure			999
Total: 02	0		6436
Total: Government of Punjab	909		-246472
RAJASTHAN			
01-Food-			
101-Procurement and Supply			(A) -143517
Total: 01	0		-143517
02-Storage and Warehousing-			
101-Rural Godown Programmes			(B) 80912
190-Investments Public Sector and Other Undertakings			(C) 41263
Total: 02	0		122175
Total: Government of Rajasthan	0		-21342
SIKKIM			
01-Food-			
101-Procurement and Supply	2300		50997
800-Other Expenditure			3015
Total: 01	2300		54012
02-Storage and Warehousing-			
101-Rural Godown Programmes	502		39967
800-Other Expenditure			5584
Total: 02	502		45551
Total: Government of Sikkim	2802		99563
TAMIL NADU			
01-Food-			
101-Procurement and Supply			3203881
103-Food Processing			590591
190-Investments in Public Sector and Other Undertakings			298257
901-Deduct-Receipts and Recoveries on Capital Account			-3945325
Total: 01	0		147404

(A) Minus balance is due to excess of receipt and recoveries over expenditure.

(B) Investment for Godowns of Co-operative Societies.

(C) Includes Investment in Rajasthan State warehousing Corporation Rs 39263 (thousands)

No. 14-B-4408-ACCOUNT of CAPITAL OUTLAY on FOOD STORAGE AND WAREHOUSING during and to the end of the year 2005-06-Contd.

	(In thousands of rupees)	
	Expenditure	
	During the year	To end of the year
TAMIL NADU		
02-Storage and Warehousing-		
190-Investements in Public Sector and Other Undertakings	--	38050 (B)
800-Other Expenditure	--	23059 (C)
Total: 02	0	61109
Total: Government of Tamil Nadu	0	208513
TRIPURA		
01-Food-		
101-Procurement and Supply	--	-771620
103-Food Processing	33223	214544
800-Other Expenditure	--	908442
Total: 01	33223	351366
02-Storage and Warehousing-		
101-Rural Godown Programmes	--	700
Total: 02	0	700
Total: Government of Tripura	33223	352066
UTTAR PRADESH		
01-Food-		
101-Procurement and Supply	26245856	283929201
190-Investment in Public Sector Undertaking	--	34287
191-Food Co-operatives	--	3954
800-Other Expenditure	-26188643	879662
901-Deduct-Receipts and Recoveries on Capital Account	--	-175673026
Total: 01	57213	109174078
02-Storage and Warehousing-		
190-Investements in Public Sector and Other undertaking	--	23300
191-Storage and Warehousing Cooperatives	--	376803
797-Transfers to/from Reserve Funds and Deposit Accounts	--	-71916
800-Other Expenditure	--	223205
901-Deduct-Receipts and Recoveries on Capital Account	--	-85870108
Total: 02	0	-85318716
Total: Government of Uttar Pradesh	57213	23855362 (A)

(A) Includes Rs. 4893113 thousands yet to be apportioned between U.P. and Uttarakhand.

(B) Includes Rs. 15 thousands adjusted proforma in rectification of miscalfsification during previous years.

(C) Includes Rs. (-)15 thousands adjusted proforma in rectification of miscalfsification during previous years.


Economic Services

No. 14-B-4408-ACCOUNT of CAPITAL OUTLAY on FOOD STORAGE AND WAREHOUSING during and to the end of the year 2005-06-Concl'd.

	(In thousands of rupees)	
	Expenditure	
	During the year	To end of the year
UTTARAKHAND		
01-Food-		
101-Procurement and Supply	-79005	-258428 (A)
103-Food Processing	-	-268493 (A)
800-Other Expenditure	-27857	1521050
901-Deduct-Receipts and Recoveries on Capital Account	-	-1488214
Total: 01	-106862	-494085
02-Storage and Warehousing-		
800-Other Expenditure	7000	12800
901-Deduct-Receipts and Recoveries on Capital Account	-	-
Total: 02	7000	12800
Total : Government of Uttarakhand	-99862	-481285 (A)
WEST BENGAL		
01-Food-		
101-Procurement and Supply	-9	12577341
190-Investments in Public Sector and Other Undertakings	-	9300
800-Other Expenditure	-	103216
901-Deduct-Receipts and Recoveries on Capital Accounts	-	-12242712
Total: 01	-9	447145
02-Storage and Warehousing-		
101-Rural Godown Programmes	-	47346
190-Investments in Public Sector and Other Undertakings	-	33570
789-Special Component Plan for Scheduled Castes	-	2489
800-Other Expenditure	6790	328836
Total: 02	6790	412241
Total: Government of West Bengal	6781	859386 (*)
Total: Capital Outlay on Food Storage and Warehousing	2351667	67995371

(*) Includes Rs. 2237 thousands and Rs. 2317 thousands spent out at advance from Contingency Fund during previous year and current year respectively and recouped to the fund during the year.

(A) Minus expenditure is due to excess of receipts over expenditure.



No. 14-C-6408-ACCOUNT of LOANS for FOOD STORAGE AND WAREHOUSING showing the amounts ADVANCED and REPAYED during the year ended 31st March, 2006 and the BALANCES of such LOANS at the commencement and at the end of the year 2005-06

	Union Government	U.T. Govt. Puducherry	STATE GOVERNMENTS							Item No.	
			Andhra Pradesh	Arunachal Pradesh	Assam	Bihar	Chhattisgarh	NCT. Delhi	Goa		
01-Food-											
101-Procurement and Supply-											
Balance 1st April, 2005	14				18645	49762				1	
Advanced during the year										2	
Repaid during the year										3	
Balance 31st March, 2006	14	0	0	0	18645	49762	0	0	0	4	
103-Food processing-											
Balance 1st April, 2005	198402				250					5	
Advanced during the year										6	
Repaid during the year	33541									7	
Balance 31st March, 2006	164861	0	0	0	250	0	0	0	0	8	
190-Loans to Public Sector and other Undertakings-											
Balance 1st April, 2005							3900			9	
Advanced during the year										10	
Repaid during the year							559			11	
Balance 31st March, 2006	0	0	0	0	0	0	3341	0	0	12	
195- Processing Co-operative Societies-											
Balance 1st April, 2005	901766									13	
Advanced during the year										14	
Repaid during the year										15	
Balance 31st March, 2006	901766	0	0	0	0	0	0	0	0	16	
789- Special Component Plan for Scheduled Castes											
Balance 1st April, 2005										17	
Advanced during the year							46175			18	
Repaid during the year										19	
Balance 31st March, 2006	0	0	0	0	0	0	46175	0	0	20	
796-Tribal Area Sub-plan-											
Balance 1st April, 2005							6177			21	
Advanced during the year							133734			22	
Repaid during the year										23	
Balance 31st March, 2006	0	0	0	0	0	0	139911	0	0	24	
800-Other Loans-											
Balance 1st April, 2005	7000						1056000			25	
Advanced during the year							204491			26	
Repaid during the year							15339			27	
Balance 31st March, 2006	7000	0	0	0	0	0	1056000	189152	0	0	28

No. 14-C-6408-ACCOUNT of LOANS for FOOD STORAGE AND WAREHOUSING showing the amounts ADVANCED and REPAYD during the year ended 31st March, 2006 and the BALANCES of such LOANS at the commencement and at the end of the year 2005-06-Contd.

Item No.	STATE GOVERNMENTS								Total carried over
	Gujarat	Haryana	Himachal Pradesh	Jammu and Kashmir	Jharkhand	Karnataka	Kerala	Madhya Pradesh	
1	70		613						69104
2									0
3			1						1
4	70	0	612	0	0	0	0	0	69103
5									198652
6									0
7									33541
8	0	0	0	0	0	0	0	0	165111
9		81336	2234			17742	1342530	47655	1495397
10									0
11		47600							48159
12	0	33736	2234	0	0	17742	1342530	47655	1447236
13	-118								901648
14									0
15									0
16	-118	0	0	0	0	0	0	0	901648
17									0
18									46175
19									0
20	0	0	0	0	0	0	0	0	46175
21			1489					14915	22581
22									133734
23								10	10
24	0	0	1489	0	0	0	0	14905	156305
25						91600		9748	1164248
26									204491
27									15339
28	0	0	0	0	0	91600	0	9748	1353500

No. 14-C-6408-ACCOUNT of LOANS for FOOD STORAGE AND WAREHOUSING showing the amounts ADVANCED and REPAYED during the year ended 31st March, 2006 and the BALANCES of such LOANS at the commencement and at the end of the year 2005-06-Contd.

	Total brought forward	(In thousands of rupees)						Item No.
		STATE GOVERNMENTS						
		Maharashtra	Manipur	Meghalaya	Mizoram	Nagaland	Orissa	
01-Food-								
101-Procurement and Supply-								
Balance 1st April, 2005	69104						17077	1
Advanced during the year	0							2
Repaid during the year	1						13270	3
Balance 31st March, 2006	69103	0	0	0	0	0	3807	4
103-Food processing-								
Balance 1st April, 2005	198652							5
Advanced during the year	0							6
Repaid during the year	33541							7
Balance 31st March, 2006	165111	0	0	0	0	0	0	8
190-Loans to Public Sector and other Undertakings-								
Balance 1st April, 2005	1495397							9
Advanced during the year	0							10
Repaid during the year	48159							11
Balance 31st March, 2006	1447238	0	0	0	0	0	0	12
195- Processing Co-operative Societies-								
Balance 1st April, 2005	901648							13
Advanced during the year	0							14
Repaid during the year	0							15
Balance 31st March, 2006	901648	0	0	0	0	0	0	16
789- Special Component Plan for Scheduled Castes								
Balance 1st April, 2005	0							17
Advanced during the year	46175							18
Repaid during the year	0							19
Balance 31st March, 2006	46175	0	0	0	0	0	0	20
796-Tribal Area Sub-plan-								
Balance 1st April, 2005	22581							21
Advanced during the year	133734							22
Repaid during the year	10							23
Balance 31st March, 2006	156305	0	0	0	0	0	0	24
800-Other Loans-								
Balance 1st April, 2005	1164348							25
Advanced during the year	204491							26
Repaid during the year	15339							27
Balance 31st March, 2006	1353500	0	0	0	0	0	0	28

No. 14-C-6408-ACCOUNT of LOANS for FOOD STORAGE AND WAREHOUSING showing the amounts ADVANCED and REPAYD during the year ended 31st March, 2006 and the BALANCES of such LOANS at the commencement and at the end of the year 2005-06-Contd.

Item No.	STATE GOVERNMENTS								Total
	Punjab	Rajasthan	Sikkim	Tamil Nadu	Tripura	Uttar Pradesh	Uttarakhand	West Bengal	
1				2999702	482				3086365
2				3000000					3000000
3				2999996	73				3013340
4	0	0	0	2999706	409	0	0	0	3073025
5									198652
6									0
7									33541
8	0	0	0	0	0	0	0	0	165111
9	743889			393		37258		410000	2686937
10									0
11	336473					7			384639
12	407416	0	0	393	0	37251	0	410000	2302298
13									901648
14									0
15									0
16	0	0	0	0	0	0	0	0	901648
17									0
18									46175
19									0
20	0	0	0	0	0	0	0	0	46175
21									22581
22									133734
23									10
24	0	0	0	0	0	0	0	0	156305
25						976			1165324
26									204491
27									15339
28	0	0	0	0	0	976	0	0	1354476

No. 14-C-6408-ACCOUNT of LOANS for FOOD STORAGE AND WAREHOUSING showing the amounts ADVANCED and REPAYED during the year ended 31st March, 2006 and the BALANCES of such LOANS at the commencement and at the end of the year 2006-06-Contd.

	Union Government	U.T. Govt. Puducherry	STATE GOVERNMENTS							Item No.
			Andhra Pradesh	Arunachal Pradesh	Assam	Bihar	Chhattisgarh	NCT Delhi	Goa	
(In thousands of rupees)										
02-Storage and Warehousing-										
190-Loans to Public Sector and other Undertakings-										
Balance 1st April, 2005	14894		(B) 1360		19618			89869		1
Advanced during the year								18818		2
Repaid during the year								188		3
Balance 31st March, 2006	14894	0	1360	0	19518	0	108499	0	0	4
196-Loans to Co-operatives-										
Balance 1st April, 2005	1187716		109271		80960	80949		5810		5
Advanced during the year										6
Repaid during the year			93					20		7
Balance 31st March, 2006	1187716	0	109178	0	80960	80949	5790	0	0	8
794-Special Central Assistance for tribal Area Sub-plan-										
Balance 1st April, 2005										9
Advanced during the year										10
Repaid during the year										11
Balance 31st March, 2006	0	0	0	0	0	0	0	0	0	12
796-Tribal Area Sub-plan-										
Balance 1st April, 2005							784	25435		13
Advanced during the year										14
Repaid during the year								248		15
Balance 31st March, 2006	0	0	0	0	0	784	25187	0	0	16
800-Other Loans-										
Balance 1st April, 2005					23244					17
Advanced during the year										18
Repaid during the year										19
Balance 31st March, 2006	0	0	0	0	23244	0	0	0	0	20
Total : Food Storage and Warehousing										
Balance 1st April, 2005	2309792	0	110631	0	142717	(A) 1187495	131191	0	0	21
Advanced during the year	0	0	0	0	0	0	403218	0	0	22
Repaid during the year	33541	0	93	0	0	0	16354	0	0	23
Balance 31st March, 2006	2276251	0	110638	0	142717	1187495	618065	0	0	24
Interest received and credited to revenue	7135		24							25

(A) Opening balance includes the undivided closing balance of Composit Bihar as on 14/11/2000.

(B) Differs by Rs. 1 thousand (decreased) from previous years closing balance due to rounding.

No. 14-C-6408-ACCOUNT of LOANS for FOOD STORAGE AND WAREHOUSING showing the amounts ADVANCED and REPAID during the year ended 31st March, 2006 and the BALANCES of such LOANS at the commencement and at the end of the year 2005-06-Contd.

Item No.	STATE GOVERNMENTS								Total carried over
	Gujarat	Haryana	Himachal Pradesh	Jammu and Kashmir	Jharkhand	Karnataka	Kerala	Madhya Pradesh	
1.	15515	8264	728			185918	7314	384	343864
2.									18818
3.	100						2330		2618
4.	15415	8264	728	0	0	185918	4984	384	360064
5.	8547		5238			67657	355498	96224	1997870
6.							53654		53654
7.	2119		42				8209		10483
8.	6428	0	5196	0	0	67657	400943	96224	2041041
9.								2250	2250
10.									0
11.									0
12.	0	0	0	0	0	0	0	2250	2250
13.	25907		5656					73646	131428
14.	1200								1200
15.	1906		608						2762
16.	25201	0	5048	0	0	0	0	73646	129866
17.	360	759				-38			24325
18.									0
19.									0
20.	360	759	0	0	0	-38 (A)	0	0	24325
21.	60281	90359	15958	0	0	362879	1706342	244822	6361467
22.	1200	0	0	0	0	0	53654	0	458072
23.	4125	47600	661	0	0	0	10539	10	112913
24.	47356	42759	15307	0	0	362879	1748467	244812 (B)	6696626
25.			14475						21634

(A) Minus balance is under investigation.

(B) includes Rs. 39858 thousands yet to be apportioned between M.P. and Chhattisgarh.

Loans and Advances

No. 14-C-6408-ACCOUNT of LOANS for FOOD STORAGE AND WAREHOUSING showing the amounts ADVANCED and REPAYED during the year ended 31st March, 2006 and the BALANCES of such LOANS at the commencement and at the end of the year 2005-06-Contd.

	Total brought forward	(In thousands of rupees)						Item No.
		STATE GOVERNMENTS						
		Maharashtra	Manipur	Meghalaya	Mizoram	Nagaland	Orissa	
02-Storage and Warehousing-								
190-Loans to Public Sector and other Undertakings-								
Balance 1st April, 2005	343864							1
Advanced during the year	18818							2
Repaid during the year	2618							3
Balance 31st March, 2006	360064	0	0	0	0	0	0	4
195-Loans to Co-operatives-								
Balance 1st April, 2005	1997870	-29					19176	5
Advanced during the year	53654							6
Repaid during the year	10483	7					8	7
Balance 31st March, 2006	2041041	(A) -36	0	0	0	0	19168	8
794-Special Central Assistance for tribal Area Sub-plan-								
Balance 1st April, 2005	2250							9
Advanced during the year	0							10
Repaid during the year	0							11
Balance 31st March, 2006	2250	0	0	0	0	0	0	12
796-Tribal Area Sub-plan-								
Balance 1st April, 2005	131428							13
Advanced during the year	1200							14
Repaid during the year	2762							15
Balance 31st March, 2006	129866	0	0	0	0	0	0	16
800-Other Loans-								
Balance 1st April, 2005	24325						6402	17
Advanced during the year	0							18
Repaid during the year	0							19
Balance 31st March, 2006	24325	0	0	0	0	0	6402	20
Total : Food Storage and Warehousing								
Balance 1st April, 2005	6361467	-29	0	0	0	0	42655	21
Advanced during the year	458072	0	0	0	0	0	0	22
Repaid during the year	112913	7	0	0	0	0	13278	23
Balance 31st March, 2006	6696626	-36	0	0	0	0	29377	24
Interest received and credited to revenue	21634	29						25

(A) Minus balance is under investigation.

No. 14-C-6408-ACCOUNT of LOANS for FOOD STORAGE AND WAREHOUSING showing the amounts ADVANCED and REPAID during the year ended 31st March, 2006 and the BALANCES of such LOANS at the commencement and at the end of the year 2005-06-Concid.

Item No.	STATE GOVERNMENTS								Total
	Punjab	Rajasthan	Sikkim	Tamil Nadu	Tripura	Uttar Pradesh	Uttarakhand	West Bengal	
1				-41					343823
2									18818
3									2618
4	0	0	0	-41	0	0	0	0	360023
5				-32718		109193			2093492
6									53654
7				272		467			11237
8	0	0	0	-32990	0	108726	0	0	2135909
9									2250
10									0
11									0
12	0	0	0	0	0	0	0	0	2250
13		671							132099
14									1200
15		199							2961
16	0	472	0	0	0	0	0	0	130338
17		17279			177	5872		854	54909
18									0
19		1144			28				1172
20	0	16135	0	0	149	5872	0	854	53737
21	743889	17950	0	2967336	659	153299	0	410854	10688080
22	0	0	0	3000000	0	0	0	0	3458072
23	336473	1343	0	3000288	101	474	0	0	3464857
24	407416	16607	0	2967068	568	152825	0	410854	10681296
25	45	151							21859

(*) Minus balance is under investigation.

(A) Rs.170997 (thousands) are yet to be allocated between Uttar Pradesh and Uttarakhand.

Loans and Advances

**No. 15-0415-ACCOUNT of RECEIPTS from AGRICULTURAL RESEARCH AND EDUCATION for the year
ended 31st March, 2006**

(In thousands of rupees)

	Union Government	U.T. Govt. Puducherry	STATE GOVERNMENTS							Item No.
			Andhra Pradesh	Arunachal Pradesh	Assam	Bihar	Chhattisgarh	NCT Delhi	Goa	
003-Receipts from Training										1
103-Receipts from Agriculture Research Stations orchards etc.	3									2
104-Receipts from Agricultural Education										3
800-Other Receipts										4
Total: Receipts from Agricultural Research and Education	3	0	0	0	0	0	0	0	0	5

**No. 15-0415-ACCOUNT of RECEIPTS from AGRICULTURAL RESEARCH AND EDUCATION for the year
ended 31st March, 2006-Contd.**

(In thousands of rupees)

	Total brought forward	STATE GOVERNMENTS						Item No.
		Maharashtra	Manipur	Meghalaya	Mizoram	Nagaland	Orissa	
003-Receipts from Training	0							1
103-Receipts from Agriculture Research Stations orchards etc.	3						3	2
104-Receipts from Agricultural Education	0							3
800-Other Receipts	0							4
Total: Receipts from Agricultural Research and Education	3	0	0	0	0	0	3	5

No. 15-0415-ACCOUNT of RECEIPTS from AGRICULTURAL RESEARCH AND EDUCATION for the year ended 31st March, 2006-Contd.

(In thousands of rupees)

Item No.	STATE GOVERNMENTS								Total carried over
	Gujarat	Haryana	Himachal Pradesh	Jammu and Kashmir	Jharkhand	Karnataka	Kerala	Madhya Pradesh	
1									0
2									3
3									0
4									0
5	0	0	0	0	0	0	0	0	3

No. 15-0415-ACCOUNT of RECEIPTS from AGRICULTURAL RESEARCH AND EDUCATION for the year ended 31st March, 2006-Concl'd.

(In thousands of rupees)

Item No.	STATE GOVERNMENTS							Total	
	Punjab	Rajasthan	Sikkim	Tamil Nadu	Tripura	Uttar Pradesh	Uttarakhand		West Bengal
1									0
2									6
3									0
4				2				10	12
5	0	0	0	2	0	0	0	10	18

Economic Services

No. 15-A-2415-ACCOUNT of EXPENDITURE on AGRICULTURAL RESEARCH AND EDUCATION for the year ended 31st March, 2006

(In thousands of rupees)

	Union Government	U.T. Government Puducherry	STATE GOVERNMENTS							Item No.
			Andhra Pradesh	Arunachal Pradesh	Assam	Bihar	Chhattisgarh	NCT Delhi	Goa	
01-Crop Husbandry-										
001-Direction and Administration										1
004-Research				2830	92646	17355	265		5837	2
120-Assistance to Other Institutions			1251916				154290			3
150-Assistance to I.C.A.R.	13748500									4
191-Assistance to Local Bodies and Municipalities/Municipal Corporations etc.										5
191-Assistance to District Panchayats										6
198-Assistance to Village Panchayats										7
277-Education		75539		250	465298	524913				8
789-Special component Plan for Scheduled Castes		11500								9
796-Tribal Area Sub-plan										10
800-Other Expenditure				2442	4182					11
902-Deduct Amount met from Reserve Fund										12
911-Deduct-Recoveries of Overpayments	-228256	-460								13
Total: 01	13520244	86579	1251916	5522	562126	542268	154555	0	5837	14
02-Soil and Water Conservation-										
001-Direction and Administration										15
004-Research					8983					16
120-Assistance to Other Institutions										17
150-Assistance to I.C.A.R.	1722500									18
277-Education					1164					19
796-Tribal Area Sub-plan										20
800-Other Expenditure										21
Total: 02	1722500	0	0	0	10147	0	0	0	0	22
03-Animal Husbandry-										
001-Direction and Administration										23
004-Research				5073	204			286		24
120-Assistance to Other Institutions								7910		25
150-Assistance to I.C.A.R.	1949500									26
277-Education					842					27
796-Tribal Area Sub-plan										28
800-Other Expenditure									1098	29
Total: 03	1949500	0	0	5073	1046	0	0	8196	1098	30

**No. 15-A-2415-ACCOUNT of EXPENDITURE on AGRICULTURAL RESEARCH AND EDUCATION for the year
ended 31st March, 2006-Contd.**

Item No.	STATE GOVERNMENTS								(In thousands of rupees)
	Gujarat	Haryana	Himachal Pradesh	Jammu and Kashmir	Jharkhand	Karnataka	Kerala	Madhya Pradesh	Total carried over
1									0
2	369017		306448	10350	23727	170000	19268	4771	1022514
3								418726	1824932
4	38347								13786847
5									0
6							62		62
7									0
8	588880	990060	153362		346378	995100	815164		4954944
9									11500
10	23439		8300						31739
11									6624
12									0
13							-42396		-271112
14	1019683	990060	468110	10350	370105	1165100	792098	423497	21368050
15									0
16									8983
17									0
18									1722500
19									1164
20									0
21									0
22	0	0	0	0	0	0	0	0	1732647
23									0
24	13724		59653						78940
25									7910
26									1949500
27	62600								63442
28									0
29									1098
30	76324	0	59653	0	0	0	0	0	2100890

**No. 15-A-2415-ACCOUNT of EXPENDITURE on AGRICULTURAL RESEARCH AND EDUCATION for the year
ended 31st March, 2006-Contd.**

(In thousands of rupees)

	Total brought forward	STATE GOVERNMENTS						Item No.
		Maharashtra	Manipur	Meghalaya	Mizoram	Nagaland	Orissa	
01-Crop Husbandry-								
001-Direction and Administration	0							1
004-Research	1022514		8562	15403	222	21524	6834	2
120-Assistance to Other Institutions	1824932	2476493						3
150-Assistance to I.C.A.R.	13786847							4
191-Assistance to Local Bodies and Municipalities/Municipal Corporations etc.	0							5
196-Assistance to District Panchayats	62							6
198-Assistance to Village Panchayats	0							7
277-Education	4954944			1210	778	24097	215875	8
789-Special component Plan for Scheduled Castes	11500							9
796-Tribal Area Sub-plan	31739							10
800-Other Expenditure	6624							11
902-Deduct Amount met from Reserve Fund	0							12
911-Deduct-Recoveries of Overpayments	-271112							13
Total: 01	21368060	2476493	8562	16613	1000	45621	222709	14
02-Soil and Water Conservation-								
001-Direction and Administration	0							15
004-Research	8983			1587		1834	179	16
120-Assistance to Other Institutions	0							17
150-Assistance to I.C.A.R.	1722500							18
277-Education	1164					2049		19
796-Tribal Area Sub-plan	0							20
800-Other Expenditure	0							21
Total: 02	1732647	0	0	1587	0	3683	179	22
03-Animal Husbandry-								
001-Direction and Administration	0							23
004-Research	78940			3789				24
120-Assistance to Other Institutions	7910	29692						25
150-Assistance to I.C.A.R.	1949500							26
277-Education	63442			4472		5680		27
796-Tribal Area Sub-plan	0							28
800-Other Expenditure	1098							29
Total: 03	2100890	29692	0	8261	0	5680	0	30

No. 15-A-2415-ACCOUNT of EXPENDITURE on AGRICULTURAL RESEARCH AND EDUCATION for the year ended 31st March, 2006-Contd.

STATE GOVERNMENTS								(In thousands of rupees)
Punjab	Rajasthan	Sikkim	Tamil Nadu	Tripura	Uttar Pradesh	Uttarakhand	West Bengal	Total
								0
	214793	496	32803	846	1826		60947	1386770
1039800			735235					6076460
								13786847
								0
								62
								0
8000	329176	1720		600	21857		549700	6107957
								11500
								31739
								6624
			-2404					-2404
			-54461					-325573
1047800	543969	2216	711173	1446	23683	0	610647	27079982
								0
							6322	18705
								0
								1722500
								3213
								0
								0
0	0	0	0	0	0	0	6322	1744418
								0
		6435					47082	136246
117800	75636							231038
								1949500
			344144					417738
								0
								1098
117800	75636	6435	344144	0	0	0	47082	2735620

No. 15-A-2415-ACCOUNT of EXPENDITURE on AGRICULTURAL RESEARCH AND EDUCATION for the year ended 31st March, 2006-Contd.

	Union Government	U.T. Government Puduchery	STATE GOVERNMENTS							Total
			Andhra Pradesh	Arunachal Pradesh	Assam	Bihar	Chhattisgarh	NCT Delhi	Goa	
(In thousands of rupees)										
04-Dairy Development-										
001-Direction and Administration										
004-Research										
120-Assistance to Other Institutions										
150-Assistance to I.C.A.R.										
277-Education										
796-Tribal Area Sub-plan										
800-Other Expenditure										
Total: 04	0	0	0	0	0	0	0	0	0	0
05-Fisheries-										
001-Direction and Administration										
004-Research					4628	2034	764	994	19	
120-Assistance to Other Institutions										
150-Assistance to I.C.A.R.	967000									
277-Education									685	
796-Tribal Area Sub-plan										
800-Other Expenditure										
Total: 05	967000	0	0	0	4628	2034	764	994	704	
06 Forestry-										
001-Direction and Administration										
004-Research					22117					
120-Assistance to Other Institutions										
150-Assistance to I.C.A.R.										
277-Education					8853					
796-Tribal Area Sub-plan										
800-Other Expenditure										
Total: 06	0	0	0	0	30970	0	0	0	0	0

No. 15-A-2415-ACCOUNT of EXPENDITURE on AGRICULTURAL RESEARCH AND EDUCATION for the year ended 31st March, 2006-Contd.

(In thousands of rupees)

STATE GOVERNMENTS								Total carried over
Gujarat	Haryana	Himachal Pradesh	Jammu and Kashmir	Jharkhand	Karnataka	Kerala	Madhya Pradesh	
								0
								0
								0
								0
15460								15460
								0
								0
15460	0	0	0	0	0	0	0	15460
								0
10396	896	4027		1052			1813	26623
								0
								967000
10622								11307
								0
								0
21018	896	4027	0	1052	0	0	1813	1004930
								0
	100	72190						94407
								0
								0
								8853
								0
								0
0	100	72190	0	0	0	0	0	103260

Economic Services

**No. 15-A-2415-ACCOUNT of EXPENDITURE on AGRICULTURAL RESEARCH AND EDUCATION for the year
ended 31st March, 2006-Contd.**

	Total brought forward	STATE GOVERNMENTS						(In thousands of rupees)
		Maharashtra	Manipur	Meghalaya	Mizoram	Nagaland	Orissa	
04-Dairy Development-								
001-Direction and Administration	0							
004-Research	0							
120-Assistance to Other Institutions	0							
150-Assistance to I.C.A.R.	0							
277-Education	15460	8779						
796-Tribal Area Sub-plan	0							
800-Other Expenditure	0							
Total: 04	15460	8779	0	0	0	0	0	
05-Fisheries-								
001-Direction and Administration	0							
004-Research	26623			2194			7641	
120-Assistance to Other Institutions	0	28208						
150-Assistance to I.C.A.R.	967000							
277-Education	11307			68				
796-Tribal Area Sub-plan	0							
800-Other Expenditure	0							
Total: 05	1004930	28208	0	2262	0	0	7641	
06-Forestry-								
001-Direction and Administration	0							
004-Research	94407	27793		8377			420	
120-Assistance to Other Institutions	0							
150-Assistance to I.C.A.R.	0							
277-Education	8853	15768				934		
796-Tribal Area Sub-plan	0						280	
800-Other Expenditure	0					1157		
Total: 06	103260	43561	0	8377	0	2091	700	

No. 15-A-2415-ACCOUNT of EXPENDITURE on AGRICULTURAL RESEARCH AND EDUCATION for the year ended 31st March, 2006-Contd.

Item No.	STATE GOVERNMENTS								(In thousands of rupees)
	Punjab	Rajasthan	Sikkim	Tamil Nadu	Tripura	Uttar Pradesh	Uttarakhand	West Bengal	Total
1									0
2								284	284
3									0
5									0
6									24239
7									0
8	0	0	0	0	0	0	0	284	24623
9									0
10				27198				4407	68063
11									28208
12									967000
13				33534					44909
14									0
15									0
16	0	0	0	00732	0	0	0	4407	1108180
17									0
18		6735		5930		1850		2461	147973
19									0
20									0
21									25555
22		1100							1380
23									1157
24	0	7836	0	5930	0	1850	0	2461	176065

Economic Services

No. 15-A-2415-ACCOUNT of EXPENDITURE on AGRICULTURAL RESEARCH AND EDUCATION for the year ended 31st March, 2006-Contd.

(In thousands of rupees)

	Union Government	U.T. Government Puducherry	STATE GOVERNMENTS							Item No.
			Andhra Pradesh	Arunachal Pradesh	Assam	Bihar	Chhattisgarh	NCT Delhi	Goa	
07-Plantations-										
001-Direction and Administration										1
004-Research										2
120-Assistance to Other Institutions										3
150-Assistance to I.C.A.R.										4
277-Education										5
796-Tribal Area Sub-plan										6
800-Other Expenditure										7
Total: 07	0	0	0	0	0	0	0	0	0	8
80-General-										
001-Direction and Administration										9
004-Research										10
013-Statistics										11
120-Assistance to Other Institutions	547100									12
150-Assistance to I.C.A.R.										13
277-Education										14
789-Special Component Plan for Scheduled Castes							20295			15
796-Tribal Area Sub-plan							15500			16
796-International Co-operation	44444									17
800-Other Expenditure										18
Total-80	591544	0	0	0	0	0	35795	0	0	19
Total: Expenditure on Agricultural Research and Education Charged	18750788	86579	1251916	10595	608917	544302	191114	9190	7639	20
Voted	18750788	86579	1251916	10595	608917	544302	191114	9190	7639	22

**No. 15-A-2415-ACCOUNT of EXPENDITURE on AGRICULTURAL RESEARCH AND EDUCATION for the year
ended 31st March, 2006-Contd.**

Item No.	STATE GOVERNMENTS								Total carried over
	Gujarat	Haryana	Himachal Pradesh	Jammu and Kashmir	Jharkhand	Karnataka	Kerala	Madhya Pradesh	
1									0
2									0
3									0
4									0
5									0
6									0
7									0
8	0	0	0	0	0	0	0	0	0
9									0
10					1142				1142
11	2981								2981
12				508460					1055560
13									0
14									0
15								37277	57572
16								49297	64797
17									44444
18									0
19	2981	0	0	508460	1142	0	0	86574	1226496
20	1135466	991056	603980	518810	372299	1165100	792098	511884	27551733
21									0
22	1135466	991056	603980	518810	372299	1165100	792098	511884	27551733

No. 15-A-2416-ACCOUNT of EXPENDITURE on AGRICULTURAL RESEARCH AND EDUCATION for the year ended 31st March, 2006-Contd.

	Total brought forward	STATE GOVERNMENTS						Orissa	Total
		Maharashtra	Manipur	Meghalaya	Mizoram	Nagaland			
07-Plantations-									
001-Direction and Administration	0								
004-Research	0								
120-Assistance to Other Institutions	0								
150-Assistance to I.C.A.R.	0								
277-Education	0								
796-Tribal Area Sub-plan	0								
800-Other Expenditure	0								
Total: 07	0	0	0	0	0	0	0	0	0
80-General-									
001-Direction and Administration	0								
004-Research	1142								
013-Statistics	2981								
120-Assistance to Other Institutions	1055560								
150-Assistance to I.C.A.R.	0		1730						
277-Education	0		3073						
789-Special Component Plan for Scheduled Castes	57572								
796-Tribal Area Sub-plan	64797								
798-International Co-operation	44444								
800-Other Expenditure	0								
Total-80	1226496	0	4803	0	0	0	0	0	0
Total: Expenditure on Agricultural Research and Education	27551733	2586733	13365	37100	1000	57075	231229		
Charged	0	10566							
Voted	27551733	2576167	13365	37100	1000	57075	231229		

No. 15-A-2415-ACCOUNT of EXPENDITURE on AGRICULTURAL RESEARCH AND EDUCATION for the year ended 31st March, 2006-Concl'd.

(In thousands of rupees)

Item No.	STATE GOVERNMENTS								Total
	Punjab	Rajasthan	Sikkim	Tamil Nadu	Tripura	Uttar Pradesh	Uttarakhand	West Bengal	
1									0
2									0
3									0
4									0
5									0
6									0
7									0
8	0	0	0	0	0	0	0	0	0
9									0
10						35341			36483
11									2981
12						473629	566906		2096095
13									1730
14						12145			15218
15									57572
16									64797
17									44444
18									0
19	0	0	0	0	0	521115	566906	0	2319320
20	1165600	627440	8651	1121979	1446	(A) 546648	566906	671203	35188108
21									10536
22	1165600	627440	8651	1121979	1446	546648	566906	671203	35177542

(A) Excludes Rs.54025 thousands spent out of advances from the Contingency Fund during 2005-06 but not recouped to the Fund till the close of the year.

No. 15-B-4415-ACCOUNT of CAPITAL OUTLAY on AGRICULTURAL RESEARCH AND EDUCATION during and to the end of the year 2005-06

	(In thousands of rupees)	
	During the year	To end of the year
UNION GOVERNMENT		
01-Crop Husbandry-		
004-Research	-	34967
Total: Union Government	0	34967
UNION TERRITORY GOVERNMENT		
PUDUCHERRY		
80-General-		
001-Direction and Administration	-	1
277-Education	-	6100
Total: Government of Puducherry	0	6101
STATE GOVERNMENTS		
ARUNACHAL PRADESH		
80-General-		
800-Other Expenditure	1214	52477
Total: Government of Arunachal Pradesh	1214	52477
ASSAM		
05-Fisheries-		
277-Education	-	6500
Total: Government of Assam	0	6500
BIHAR		
01-Crop Husbandry-		
004-Research	-	2276
277-Education	-	5469
Total: 01	0	7745
03-Animal Husbandry-		
800-Other Expenditure	-	33
Total: 03	0	33
Total: Government of Bihar	0	7778
CHHATTISGARH		
01-Crop Husbandry-		
004-Research	-	
277-Education	-	3336
Total: Government of Chhattisgarh	0	3336

No. 15-B-4419-ACCOUNT of CAPITAL OUTLAY on AGRICULTURAL RESEARCH AND EDUCATION during and to the end of the year 2005-06-Contd.

		(In thousands of rupees)	
		Expenditure	
		During the year	To end of the year
GOA			
01-Crop Husbandry-			
004-Research			31418
05-Fisheries-			
004-Research			757
277-Education		193	4791
Total: Government of Goa		193	36966
GUJARAT			
01-Crop Husbandry-			
004-Research-		21950	28050
277-Education		37490	122989
786-Tribal Area Sub Plan		-7040	-7040
Total: 01		52400	143999
03-Animal Husbandry-			
277-Education			6689
Total: 03		0	6689
80-General-			
277-Education			8068
Total: 80		0	8068
Total: Government of Gujarat		52400	158756
HIMACHAL PRADESH			
01-Crop Husbandry-			
004-Research			34224
80-General-			
901-Deduct-Receipts and Recoveries on Capital Account			-3
Total: Government of Himachal Pradesh		0	34221
JAMMU AND KASHMIR			
01-Crop Husbandry-			
004-Research			49111
800-Other Expenditure			1319
Total: 01		0	50430
03-Animal Husbandry-			
277-Education			783
Total: 03		0	783

No. 15-B-4415-ACCOUNT of CAPITAL OUTLAY on AGRICULTURAL RESEARCH AND EDUCATION during and to the end of the year 2005-06-Contd.

	(In thousands of rupees)	
	Expenditure	
	During the year	To end of the year
JAMMU AND KASHMIR		
04-Dairy Development-		
800-Other Expenditure	--	90
Total: 04	0	90
80-General-		
277-Education-	192100	392516
800-Other expenditure	--	7100
Total:80	192100	399616
Total: Government of Jammu and Kashmir	192100	450919
JHARKHAND		
80-General-		
800-Other expenditure	--	--
Total: Government of Jharkhad	0	0
KARNATAKA		
01-Crop Husbandry-		
277-Education	--	5505
Total: Government of Karnataka	0	5505
KERALA		
01-Crop Husbandry-		
004-Research	--	80957
277-Education	--	5435
Total: Government of Kerala	0	86392
MADHYA PRADESH		
01-Crop Husbandry-		
004-Research	--	3896
277-Education	--	16694
Total: 01	0	20590
03-Animal Husbandry-		
004-Research	--	3452
277-Education	--	1
Total: 03	0	3453
Total: Government of Madhya Pradesh	0	24043

(A) Includes Rs. 19145 thousands yet to be apportioned between M.P. and Chhattisgarh.

No. 15-B-4415-ACCOUNT of CAPITAL OUTLAY on AGRICULTURAL RESEARCH AND EDUCATION during and to the end of the year 2005-06-Contd.

	(In thousands of rupees)	
	Expenditure	
	During the year	To end of the year
MAHARASHTRA		
01-Crop Husbandry-		
004-Research		907
277-Education		9490
Total: 01	0	10397
03-Animal Husbandry-		
796-Tribal Area Sub-plan		1366
Total: 03	0	1366
04-Dairy Development-		
277-Education		4969
Total: 04	0	4969
06-Forestry-		
004-Research	123	42264
277-Education	400	62098
Total: 06	523	104362
Total: Government of Maharashtra	523	121094
MANIPUR		
07-Plantations-		
800-Other Expenditure		148964
Total: Government of Manipur	0	148964
NAGALAND		
01-Crop Husbandry-		
004-Research		5201
277-Education		15504
Total: Government of Nagaland	0	20705
ORISSA		
01-Crop Husbandry-		
004-Research		19652
277-Education		51721
796-Tribal Area Sub-plan		23150
800-Other expenditure		1449
Total: Government of Orissa	0	95972

No. 15-B-4415-ACCOUNT of CAPITAL OUTLAY on AGRICULTURAL RESEARCH AND EDUCATION during and to the end of the year 2005-06-Contd.

		(In thousands of rupees)	
		Expenditure	
		During the year	To end of the year
RAJASTHAN			
01-Crop Husbandry-			
004-Research		825	8783
277-Education		22475	46066
Total: 01		23300	54849
03-Animal Husbandry-			
120-Assistance to other Industries		-	900
277-Education		1103	5068
Total:03		1103	5968
06-Forestry-			
004-Research		200	1385
Total : 06		200	1385
Total:Government of Rajasthan		24603	62202
SIKKIM			
80-General-			
004-Research		-	1141
Total: Government of Sikkim		0	1141
TAMIL NADU			
01-Crop Husbandry-			
004-Research		-	24626
277-Education		-	16499
800-Other Expenditure		-	6362
Total: 01		0	47487
03-Animal Husbandry-			
004-Research		-	6455
277-Education		-	10738
800-Other expenditure		1	(A) 14496
Total: 03		1	31689
05-Fisheries-			
800-Other Expenditure		-	2183
Total: 05		0	2183
06-Forestry-			
004-Research		18430	200118
800-Other Expenditure		-	14490
Total: 06		18430	214608
Total: Government of Tamil Nadu		18430	295967
TRIPURA			
01-Crop Husbandry-			
004-Research		-	80
03-Animal Husbandry-			
277-Education		-	4773
Total : Government of Tripura		0	4853

(A) Includes Rs. (-) 1 thousand adjusted proforma in rectification of misclassification during previous years.

No. 15-B-4415-ACCOUNT of CAPITAL OUTLAY on AGRICULTURAL RESEARCH AND EDUCATION during and to the end of the year 2005-06-Concl'd.

	(In thousands of rupees)	
	During the year	To end of the year
UTTAR PRADESH		
01-Crop Husbandry-		
277-Education	--	161460
800-Other Expenditure	--	130947
Total: 01	0	292407
03-Animal Husbandry-		
277-Education	--	102589
Total: 03	0	102589
06-Forestry-		
004-Research-	1150	1749
80-General-		
004-Research	--	20177
277-Education	126354	507380
800-Other Expenditure	--	393
Total: 80	127504	529699
Total: Government of Uttar Pradesh	127504	924695 (A)
UTTARAKHAND		
01-Crop Husbandry-		
277-Education	--	--
03-Animal Husbandry-		
277-Education	--	--
80-General-		
800-Other Expenditure	--	--
Total: Government of Uttarakhand	0	0
WEST BENGAL		
01-Crop Husbandry-		
004-Research	--	23829
277-Education	--	4230
Total: 01	0	28059
02-Soil and Water Conservation-		
004-Research	--	3081
Total: 02	0	3081
Total: Government of West Bengal	0	31140
Total:Capital Outlay on Agricultural Research and Education	416967	2614697

(A) Includes Rs. 316066 thousands yet to be apportioned between Uttar Pradesh and Uttarakhand.

No. 16-A-2416- ACCOUNT of EXPENDITURE on AGRICULTURAL FINANCIAL INSTITUTIONS for the year ended 31st March, 2006

(In thousands of rupees)

	Union Government	STATE GOVERNMENTS						Total
		Andhra Pradesh	Assam	Jammu & Kashmir	Karnataka	Maharashtra	West Bengal	
001-Direction and Administration								0
120-Assistance to other Institutions								0
798-International Co-operation	218150							218150
800-Other Expenditure	136300							136300
Total : Expenditure on Agricultural Financial Institutions	354450	0	0	0	0	0	0	354450
Charged								
Voted	354450	0	0	0	0	0	0	354450

Economic Services

No. 16-B-4416 - ACCOUNT of INVESTMENTS in AGRICULTURAL FINANCIAL INSTITUTIONS during and to the end of the year 2005-06

	(In thousand of rupees)	
	During the year	To end of the year
UNION GOVERNMENT		
190-Investments in Public Sector and Other Undertakings	--	17094662
200-Other Investments	--	43700
Total : Union Government	0	17138362
STATE GOVERNMENTS		
ARUNACHAL PRADESH		
190-Investments in Public Sector and Other Undertakings	--	4662
Total : Government of Arunachal Pradesh	0	4662
ASSAM		
190-Investments in Public Sector and Other Undertakings	--	9962
Total : Government of Assam	0	9962
BIHAR		
190-Investments in Public Sector and Other Undertakings	--	--
Total : Government of Bihar	0	0
CHHATTISGARH		
190-Investments in Public Sector and Other Undertakings	--	--
Total : Government of Chhattisgarh	0	0
HARYANA		
190-Investments in Public Sector and Other Undertakings	--	5250
Total : Government of Haryana	0	5250
JAMMU AND KASHMIR		
190-Investments in Public Sector and Other Undertakings	--	40
Total : Government of Jammu & Kashmir	0	40
JHARKHAND		
190-Investments in Public Sector and Other Undertakings	--	--
Total : Government of Jharkhand	0	0
KARNATAKA		
190-Investments in Public Sector and Other Undertakings	--	195152
Total : Government of Karnataka	0	195152
HIMACHAL PRADESH		
190-Investments in Public Sector and Other Undertakings	--	90944
796-Tribal Areas Sub-Plan	--	3980
Total : Government of Himachal Pradesh	0	94924
MANIPUR		
190-Investments in Public Sector and Other Undertakings	--	35674
Total : Government of Manipur	0	35674
MEGHALAYA		
190-Investments in Public Sector and Other Undertakings	447	4597
Total : Government of Meghalaya	447	4597
MIZORAM		
190-Investments in Public Sector and Other Undertakings	--	375
Total : Government of Mizoram	0	375
ORISSA		
190-Investments in Public Sector and Other Undertakings	--	55413
Total : Government of Orissa	0	55413
PUNJAB		
190-Investments in Public Sector and Other Undertakings	--	712993
200-Other Investments	--	88049
800-Other Expenditure	--	-2
901-Deduct Receipts & Recoveries on capital account	--	-5
Total : Government of Punjab	0	801035
UTTAR PRADESH		
200-Other Investments	--	26670
Total : Government of Uttar Pradesh	0	26670
UTTARAKHAND		
200-Other Investments	--	--
Total : Government of Uttarakhand	0	0
Total : Investments in Agricultural Financial Institutions	447	18372116


@ The progressive minus expenditure is due to the cumulative effect of excess of recoveries over expenditure.

No. 16-C-6416-ACCOUNT of LOANS to AGRICULTURAL FINANCIAL INSTITUTIONS showing the amounts ADVANCED and REPAYED during the year ended 31st March, 2006 and the BALANCES of such LOANS at the commencement and at the end of the year 2005-06

	Union Government	STATE GOVERNMENTS						Total
		Andhra Pradesh	Assam	Karnataka	Maharashtra	Punjab	Tamil Nadu	
(In thousands of rupees)								
190-Loans to Public Sector and other Undertakings -								
Balance 1st April, 2005	5016458		16733	535538	-9586	1529		5560672
Advanced during the year				56500				56500
Repaid during the year	1632639			158803				1791442
Balance 31st March, 2006	3383819	0	16733	433235	(A) -9586	1529	0	3825730
195-Loans to Co-operatives-								
Balance 1st April, 2005							507262	507262
Advanced during the year								0
Repaid during the year							40367	40367
Balance 31st March, 2006	0	0	0	0	0	0	466895	466895
800- Other Loans-								
Balance 1st April, 2005					1470		-13	1457
Advanced during the year								0
Repaid during the year					26			26
Balance 31st March, 2006	0	0	0	0	1444	0	(A) -13	1431
Total : Loans to Agricultural Financial Institutions-								
Balance 1st April, 2005	5016458	0	16733	535538	-8116	1529	507249	6069391
Advanced during the year	0	0	0	56500	0	0	0	56500
Repaid during the year	1632639	0	0	158803	26	0	40367	1831836
Balance 31st March, 2006	3383819	0	16733	433235	-8142	1529	466882	4294056
Interest received and credited to revenue	290601							290601

(181)

(A) Minus balance is under examination.



No. 17-0425 - ACCOUNT of RECEIPTS from CO-OPERATION for the year ended 31st March, 2006

(In thousands of rupees)

	Union Government	U.T. Govt. Puducherry	STATE GOVERNMENTS							Item No.	
			Andhra Pradesh	Arunachal Pradesh	Assam	Bihar	Chhattisgarh	NCT Delhi	Goa		
101-Audit Fees	366	613	56938				4273	54362	626	1180	1
501-Services and Service Fees											2
800-Other Receipts	3479	931	67554	1056	3812	24166	3897			245	3
900-Deduct - Refunds							-18		10		4
Total : Receipts from Co-operation	3845	1544	124492	1056	3812	28439	58241	636	1425		5

No. 17-0425 - ACCOUNT of RECEIPTS from CO-OPERATION for the year ended 31st March, 2006-Contd.

(In thousands of rupees)

	Total brought forward	STATE GOVERNMENTS						Item No.
		Maharashtra	Manipur	Meghalaya	Mizoram	Nagaland	Orissa	
101-Audit Fees	708029	242309	1191	5731	168			1
501-Services and Service Fees	0	12255						2
800-Other Receipts	605242	303273	160	6	6547	8859	21280	3
900-Deduct - Refunds	-57	-231						4
Total : Receipts from Co-operation	1313214	557606	1351	5737	6715	8859	21280	5

No. 17-0425 - ACCOUNT of RECEIPTS from CO-OPERATION for the year ended 31st March, 2006-Contd.

(In thousands of rupees)

Item No.	STATE GOVERNMENTS								Total carried over
	Gujarat	Haryana	Himachal Pradesh	Jammu and Kashmir	Jharkhand	Karnataka	Kerala	Madhya Pradesh	
1	98075	50710	4783	927	18061	264583	33990	120542	708029
2	-	-	-	-	-	-	-	-	0
3	69460	20487	12030	406	5972	46132	323831	21784	605242
4	-5	-	-	-	-	-34	-	-10	-57
5	185530	71197	18813	1333	24033	310681	357821	142316	1313214

No. 17-0425 - ACCOUNT of RECEIPTS from CO-OPERATION for the year ended 31st March, 2006-Concl'd.

(In thousands of rupees)

Item No.	STATE GOVERNMENTS								Total
	Punjab	Rajasthan	Sikkim	Tamil Nadu	Tripura	Uttar Pradesh	Uttarakhand	West Bengal	
1	30107	88653	-	20078	-	20170	11766	30204	1158406
2	-	-	-	-	-	-	-	-	12255
3	3628	59255	35	277072	681	42572	84	23152	1351847
4	-	-	-	-	-	-	-	-	-288
5	33736	147908	35	297150	681	62742	11850	53356	2522220

Economic Services

No. 17-A-2426 - ACCOUNT of EXPENDITURE on CO-OPERATION for the year ended 31st March, 2006

	Union Government	U.T. Govt. Puduchery	STATE GOVERNMENTS							Item No.
			Andhra Pradesh	Arunachal Pradesh	Assam	Bihar	Chhattisgarh	NCT Delhi	Goa	
001-Direction and Administration	25711	16508	616373	41364	144829	197051	52210	28773	21032	1
003-Training	7	50	18667		5220	549	2831		1015	2
004-Research and Evaluation					500	6956		2524		3
101-Audit of Co-operatives	5288				87926	59603	43956	2638	8592	4
105-Information and Publicity	2224		220				6		21	5
106-Assistance to Multipurpose Rural Co-operatives										6
107-Assistance to Credit Co-operatives	3706		324650			7700	98765		248	7
108-Assistance to Other Co-operatives	309930	2300	3390			43501			9148	8
109-Agriculture Credit Stabilisation Fund										9
190-Assistance to Public Sector and Other Undertakings										10
191-Financial Assistance to Co-operative Housing										11
196-Assistance to Zila Panchayats										12
197-Assistance to Taluk Panchayats										13
277-Co-operative Education	663550	4800								14
789-Special component Plan for Scheduled Castes							470			15
792-Irrecoverable Loans Written off										16
793-Special Central Assistance for Scheduled Castes Component Plan										17
794-Special Central Assistance for Tribal Sub-Plan										18
796-Tribal Area Sub-Plan	7988						5600			19
797-Transfer to/from Reserve Fund and Deposit Accounts										20
800-Other Expenditure							225			21
911-Deduct-Recoveries of Overpayments		-28								22
Total : Expenditure on Co-operation	1018404	23428	963300	41364	238475	315360	204063	33935	40066	23
Charged										24
Voted	1018404	23428	963300	41364	238475	315360	204063	33935	40066	25

No. 17-A-2425 - ACCOUNT of EXPENDITURE on CO-OPERATION for the year ended 31st March, 2006 - Contd.

Item No.	STATE GOVERNMENTS								Total carried over
	Gujarat	Haryana	Himachal Pradesh	Jammu and Kashmir	Jharkhand	Karnataka	Kerala	Madhya Pradesh	
1	148130	146163	69018	93324	80901	209302	181372	145398	2215457
2	11466	1662	5250		2264	2000	14142	3325	68448
3		1599			1568				13147
4	198441	53751	33231	18102	27334	180294	240644	139570	1089370
5		3651				5200		100	11422
6									0
7	14740	78533			111580	9370345	1447521	27840	11485628
8	20968				500	131419	13475	30604	565235
9			4792						4792
10					9427				9427
11									0
12						4925			4925
13						12927			12927
14		10375							678525
15								15533	16003
16									0
17	13397								13397
18									0
19	62481		10423		118454			11680	216628
20									0
21					486000				486225
22							-2090		-2118
23	467623	296734	122714	111426	838028	9916412	1895064	374050	16899436
24									0
25	467623	295734	122714	111426	838028	9916412	1895064	374050	16899436

No. 17-A-2425 - ACCOUNT of EXPENDITURE on CO-OPERATION for the year ended 31st March, 2006 - Contd.

	Total brought forward	(In thousands of rupees)						Item No.
		STATE GOVERNMENTS						
		Maharashtra	Manipur	Meghalaya	Mizoram	Nagaland	Orissa	
001-Direction and Administration	2215457	568870	67577	26183	32717	72771	215391	1
003-Training	68448	3330	5000	1414	299	2447	620	2
004-Research and Evaluation	13147		43					3
101-Audit of Co-operatives	1099370	491990	10487	19504	889	893	93444	4
105-Information and Publicity	11422		30	228			301	5
106-Assistance to Multipurpose Rural Co-operatives	0			4730				6
107-Assistance to Credit Co-operatives	11485628	1302443		600		1250	2000	7
108-Assistance to Other Co-operatives	565235	449735	6800	1757	3350	20897		8
109-Agriculture Credit Stabilisation Fund	4792							9
190-Assistance to Public Sector and Other Undertakings	9427				11543			10
191-Financial Assistance to Co-operative Housing	0							11
196-Assistance to Zila Panchayats	4925							12
197-Assistance to Taluk Panchayats	12927							13
277-Co-operative Education	678525			2800	7550			14
789-Special component Plan for Scheduled Castes	16003							15
792-Irrecoverable Loans Written off	0							16
793-Special Central Assistance for Scheduled Castes Component Plan	13397							17
794-Special Central Assistance for Tribal Sub-Plan	0							18
796-Tribal Area Sub-Plan	216626	671693						19
797-Transfer to/from Reserve Fund and Deposit Accounts	0							20
800-Other Expenditure	486225			1018				21
911-Deduct-Recoveries of Overpayments	-2118	-329						22
Total : Expenditure on Co-operation	16899436	3487732	89937	58234	56348	98258	311756	23
Charged	0	1195						24
Voted	16899436	3486537	89937	58234	56348	98258	311756	25

No. 17-A-2425 - ACCOUNT of EXPENDITURE on CO-OPERATION for the year ended 31st March, 2006 - Concl'd.

Item No.	(In thousands of rupees)								Total
	Punjab	Rajasthan	Sikkim	Tamil Nadu	Tripura	Uttar Pradesh	Uttarakhand	West Bengal	
1	338494	144072	36965	483488	63399	329047	(A) 51923	135627	4781981
2		8054	355		2221	2198	200	22432	117018
3				372					13562
4	164896	87690	33	298745		301005		122061	2691007
5		1974	700					129	14784
6								1825	6555
7		1148	2364	429183	5010	3676	13924	34280	13281506
8		53905	6441	511752	50		1155	105499	1726576
9									4792
10									20970
11									0
12									4925
13									12927
14			1553						690428
15								7495	23498
16				45					45
17									13397
18									0
19		45		8940			1426	997	899727
20									0
21						5937	59690		552870
22			-26						-2473
23	603390	296886	48385	1732525	70680	641863	(B) 128318	(*) 430345	24854095
24		2						751	1948
25	503390	296886	48385	1732525	70680	641863	128318	429594	24852147

(*) Excludes Rs. 751 thousands spent out of advance from Contingency Fund in previous year and recouped to the fund during the year and excludes Rs. 134 thousands spent out of advance from Contingency Fund during the year but not recouped to the fund till the close of the year.

(A) Includes Rs. 21 thousands as clearance of OB Suspense pertaining to the year 2003-04.

(B) Excludes expenditure of Rs. 250 thousands spent out of the advances from the Contingency Fund during 2005-06 but not recouped to the fund during the year.

Economic Services

No. 17-B-4425 - ACCOUNT of CAPITAL OUTLAY on CO-OPERATION during and to the end of the year 2005-06

(In thousands of rupees)

	Expenditure	
	During the year	To end of the year
UNION GOVERNMENT		
107-Investments in Credit Co-operatives	160	885385
108-Investments in other Co-operatives	1499	827042
190-Investments in Public Sector & Other Undertakings	—	94
200-Other Investments	(A) -175	82224
796-Tribal Areas Sub-Plan	—	3587
901-Deduct - Receipts and Recoveries on Capital Account	—	-9789
Total : Union Government	1484	1788543
UNION TERRITORY GOVERNMENT		
PUDUCHERRY		
001-Direction and Administration	—	3940
107-Investments in Credit Co-operatives	7400	46452
108-Investments in Other Co-operatives	27200	249736
195-Investments in Co-operatives	—	(B) —
901-Deduct - Receipts and Recoveries on Capital Account	-10	-10
Total : Government of Puducherry	34590	300118
STATE GOVERNMENTS		
ANDHRA PRADESH		
107-Investments in Credit Co-operatives	-1730	256754
108-Investments in other Co-operatives	260	328608
195-Investments in Co-operatives	-244	2261242
796-Tribal Area Sub-Plan	—	16030
Total : Government of Andhra Pradesh	-1714	2862634
ARUNACHAL PRADESH		
001-Direction and Administration	418	13852
106-Investments in multipurpose Rural Co-operatives	300	3690
107-Investments in Credit Co-operatives	—	5584
108-Investments in other Co-operatives	645	15886
190-Investments in Public Sector and other Undertakings	105300	105300
200-Other Investments	8625	42553
800-Other Expenditure	—	17492
Total : Government of Arunachal Pradesh	115288	204357

(A) Minus expenditure is due to deduct recoveries on capital account.

(B) Differs from previous years figure due to proforma dropping by Rs. 1104 thousands vide Principal Accountant General's letter No.Rep/11/Pondy/60-12/2006-07/35 dated 31.8.2006.

No. 17-B-4425 - ACCOUNT of CAPITAL OUTLAY on CO-OPERATION during and to the end of the year 2005-06 - Contd.

	(In thousands of rupees)	
	Expenditure	
	During the year	To end of the year
ASSAM		
106-Investments in multipurpose Rural Co-operatives		129959
107-Investments in Credit Co-operative		111099
108-Investments in Co-operatives		452938
190-Investments in Public Sector and other Undertakings	636	25848
789-Special Component Plan for Scheduled Castes		--
796-Tribal area sub-plan		11927
800-Other expenditure		-75
Total : Government of Assam	636	731696
BIHAR		
107-Investments in Credit Co-operatives	850000	1750987
108-Investments in Other Co-operatives	73863	510648
190-Investments in Public Sector and Other Undertakings		249626
796-Tribal Areas Sub-Plan		273020
800-Other Expenditure		3825
Total : Government of Bihar	923863	2788106
CHHATTISGARH		
001-Direction and Administration	-58	-58
106-Investments in multipurpose Rural Co-operatives	-8298	94769
107-Investments in Credit Co-operatives	-1751	-1751
108-Investments in Other Co-operatives	26	238710
200-Other Investments	-195	-195
789-Special Component Plan for Scheduled Castes	3464	9839
796-Tribal Areas Sub-Plan	6667	23685
Total : Government of Chhattisgarh	-145	364999
NCT DELHI		
107-Investments in Credit Co-operatives		5427
108-Investments in Other Co-operatives		1557
200-Other Investments		4531
901-Deduct - Receipts and Recoveries on Capital Account		-612
Total : Government of NCT Delhi	0	10903
GOA		
107-Investments in Credit Co-operatives	-328	41188
108-Investments in Other Co-operatives	58559	314854
Total : Government of Goa	58231	356042
GUJARAT		
107-Investments in Credit Co-operatives	-64021	202761
108-Investments in other Co-operatives	-1	-14427
796-Tribal Areas Sub-Plan	-2029	99816
Total : Government of Gujarat	-66051	288150

No. 17-B-4425 - ACCOUNT of CAPITAL OUTLAY on CO-OPERATION during and to the end of the year 2005-06 - Contd.

	(In thousands of rupees)	
	Expenditure	
	During the year	To end of the year
HARYANA		
107-Investments in Credit Co-operatives	52403	715360
108-Investments in Other Co-operatives	50718	510299
190-Investments in Public Sector and Other Undertakings	--	317
800-Other Expenditure	--	4124
Total : Government of Haryana	103121	1230100
HIMACHAL PRADESH		
001-Direction and Administration	--	29442
106-Investments in multipurpose Rural Co-operatives	-8086	-35557
107-Investments in Credit Co-operatives	-10442	41591
108-Investments in Other Co-operatives	8815	459522
796-Tribal Areas Sub-plan	305	17510
Total : Government of Himachal Pradesh	-9408	512508
JAMMU & KASHMIR		
001-Direction and Administration	8800	26377
004-Research and Evaluation	2604	2604
106-Investments in multipurpose Rural Co-operatives	--	2633
107-Investments in Credit Co-operatives	300	30989
108-Investments in Other Co-operatives	--	60914
190-Investments in Public Sector and other Undertakings	--	29541
200-Other Investments	28910	93346
Total : Government of Jammu & Kashmir	(A) 40614	246404
JHARKHAND		
190-Investments in Public Sector and other Undertakings	--	--
Total : Government of Jharkhand	0	0
KARNATAKA		
107-Investments in Credit Co-operatives	-13	735794
108-Investments in other Co-operatives	-49274	1153135
796-Tribal Areas Sub-Plan	-1	14184
800-Other Expenditure	--	21678
901-Deduct-Receipts and Recoveries on Capital Account	-44812	-104653
Total : Government of Karnataka	-94100	(B) 1820138

(A) Includes Rs. 5000 thousands as Grants-in-aid paid to J&K Co-operative Union Limited, Jammu.

(B) Differs by Rs. 1 thousand with reference to the Expenditure to the end of the previous year due to rounding.

No. 17-B-4425 - ACCOUNT of CAPITAL OUTLAY on CO-OPERATION during and to the end of the year 2005-06 - Contd.

(In thousands of rupees)

	Expenditure	
	During the year	To end of the year
KERALA		
107-Investments in Credit Co-operatives	17621	688464
108-Investments in other Co-operatives	25551	2104592
Total : Government of Kerala	43172	2793056
MADHYA PRADESH		
107-Investments in Credit Co-operatives	11088	2058289
108-Investments in Other Co-operatives	2500	1916610
200-Other Investments	-	-5464
789-Special Component Plan for Scheduled Castes	28193	82048
794-Special Central Assistance for Tribal Areas Sub-Plan	-	10000
796-Tribal Areas Sub-Plan	9551	536139
Total : Government of Madhya Pradesh	51332	4597622 (A)
MAHARASHTRA		
107-Investments in Credit Co-operatives	-39310	924042
108-Investments in Other Co-operatives	516009	19225495
190-Investments in Public Sector and other Undertakings	-	31875
796-Tribal Areas Sub-Plan	60034	788009
797-Transfers to/from Reserve Funds and Deposit Accounts	-	-1600
901-Deduct - Receipts and Recoveries on Capital Accounts	-68071	-271159
Total : Government of Maharashtra	468662	20696662
MANIPUR		
001-Direction and Administration	7000	13780
106-Investments in Multipurpose Rural Co-operatives	-	63406
107-Investments in Credit Co-operatives	102400	254188
108-Investments in Other Co-operatives	4818	107299
190-Investments in Public Sector and other Undertakings	-	6745
200-Other Investments	-	1095
800-Other Expenditure	-	300
Total : Government of Manipur	114218	446813

(A) Includes Rs.3325581 thousands yet to be apportioned between M.P. and Chhattisgarh.

Economic Services

No. 17-B-4425 - ACCOUNT of CAPITAL OUTLAY on CO-OPERATION during and to the end of the year 2005-06 - Contd.

(In thousands of rupees)

	Expenditure	
	During the year	To end of the year
MEGHALAYA		
106-Investments in multipurpose Rural Co-operatives	4300	120653
107-Investments in Credit Co-operatives	1500	39689
108-Investments in other co-operatives	20575	138763
200-Other Investments	7825	38601
800- Other Expenditure		6325
Total : Government of Meghalaya	34200	344031
MIZORAM		
001-Direction and Administration	1060	11885
003-Training		3400
106-Investments in multipurpose Rural Co-operatives		6592
107-Investments in other Credit Co-operatives	20000	26932
108-Investments in other Co-operatives		85932
190-Investments in Public Sector and other Undertakings		12335
277-Education		13882
Total : Government of Mizoram	21060	160958
NAGALAND		
001-Direction and Administration		2383
107-Investments in Credit Co-operatives	130500	155237
108-Investments in other Co-operatives	44221	284635
800-Other Expenditure	1500	7668
Total : Government of Nagaland	176221	449923
ORISSA		
107-Investments in Credit Co-operatives	99286	1220728
108-Investments in other Co-operatives	-30	387149
195-Investments in Co-operatives	3600	23200
796-Tribal Areas Sub-Plan	39088	444318
800-Other Expenditure		12
Total : Government of Orissa	141944	2075383

COMBINED FINANCE AND REVENUE ACCOUNTS OF THE UNION AND STATE GOVERNMENTS IN INDIA FOR THE YEAR 2005-06

No. 17-B-4425 - ACCOUNT of CAPITAL OUTLAY on CO-OPERATION during and to the end of the year 2005-06 - Contd.

	(In thousands of rupees)	
	Expenditure	
	During the year	To end of the year
PUNJAB		
004-Research and Education		2364
107-Investments in Credit Co-operatives	-19704	14524 (a)
108-Investments in other Co-operatives	-8203	-121704 (b)
190-Investments in Public Sector and other Undertakings		334011
800-Other Expenditure	-105	2972258
901-Deduct Receipts and Recoveries on Capital account		-3035554
Total : Government of Punjab	-28012	165899
RAJASTHAN		
003-Training		5624
107-Investments in Credit Co-operatives	1193	1127280
108-Investments in other Co-operatives	83241	939836
789-Special Component Plan for Scheduled Castes		12500
796-Tribal Areas Sub-Plan	198	210746 (b)
800-Other Expenditure		8403
Total : Government of Rajasthan	84632	2304389
SIKKIM		
106-Investments in multi-purpose Rural Co-operatives		3401
107-Investments in Credit Co-operatives		6374
108-Investments in Other Co-operatives	1090	38593
190-Investments in Public Sector and Other Undertakings		6078
200-Other Investments	1000	80350
Total : Government of Sikkim	2090	134796
TAMIL NADU		
107-Investments in Credit Co-operatives	565435	2834082
108-Investments in Other Co-operatives	-26839	-392332
200-Other Investments		2006
796-Tribal Areas Sub-Plan		5821
800-Other Expenditure		-140098
901-Deduct - Receipts and Recoveries on Capital Account		-53
Total : Government of Tamil Nadu	538596	2309226

(a) The progressive minus expenditure is due to the cumulative effect of excess of recoveries over expenditure.

(b) Includes investments for computerisation in Co-operative Department Rs. 79 thousands and other Co-operative societies Rs. 64,00 thousands.


(c) Increased by Rs. 52947 thousands from the closing balance adopted in the Finance Accounts 2004-05 due to proforma transfer of balance.

No. 17-B-4425 - ACCOUNT OF CAPITAL OUTLAY on CO-OPERATION during and to the end of the year 2005-06 - Concl'd.

	(In thousands of rupees)	
	Expenditure	
	During the year	To end of the year
TRIPURA		
106-Investments in multipurpose Rural Co-operatives	8645	120764
107-Investments in Credit Co-operatives	12760	205337
108-Investments in other Co-operatives	14000	160387
796-Tribal Area Sub-Plan	-	62094
Total : Government of Tripura	35405	548582
UTTAR PRADESH		
107-Investments in Credit Co-operatives	-27139	1836260
108-Investments in other Co-operatives	-	290408
200-Other Investments	53334	920928
800-Other Expenditure	-	111630
Total : Government of Uttar Pradesh	26195	3159224 (A)
UTTARAKHAND		
107-Investments in Credit Co-operatives	-1186	-1186
108-Investments in other Co-operatives	-	-
200-Other Investments	11140	292221
800-Other Expenditure	-	-810
Total : Government of Uttarakhand	9954	290225
WEST BENGAL		
001-Direction and Administration	-	-251
106-Investments in multipurpose Rural Co-operatives	15503	935537
107-Investments in Credit Co-operatives	79465	805395
108-Investments in other Co-operatives	4	133794
789-Special Component Plan for Scheduled Castes	-	11836
796-Tribal Areas Sub-Plan	-	658
800-Other Expenditure	-	3280
901-Deduct-Receipts and Recoveries on Capital Account	-22817	-140935
Total : Government of West Bengal	72155	1749314
Total : Capital Outlay on Co-operation	2898233	55730801

(A) Includes Rs.2895679 thousands yet to be apportioned between U.P. and Uttarakhand.

(185)



No. 17-C-8426 - ACCOUNT of LOANS for CO-OPERATION showing the amounts ADVANCED and REPAID during the year ended 31st March, 2006 and the BALANCES of such LOANS at the commencement and at the end of the year 2005-06

	Union Government	U.T. Govt. Puducherry	STATE GOVERNMENTS							Item No
			Andhra Pradesh	Arunachal Pradesh	Assam	Bihar	Chhattisgarh	NCT Delhi	Goa	
(In thousands of rupees)										
106-Loans to Multipurpose Rural Co-operatives-										
Balance 1st April, 2005				853	202596	-416			-457	1
Advance during the year										2
Repaid during the year					317	475			25	3
Balance 31st March, 2006	0	0	0	853	202279	-891	0	0	-482	4
107-Loans to Credit Co-operatives-										
Balance 1st April, 2005	5210026	99	2720826	2921	32742	1484701	286423	6542	2979	5
Advance during the year	795000			900			30791	76		6
Repaid during the year	1533941	33	112395		1039	441709	36154	126	453	7
Balance 31st March, 2006	4471085	66	2608431	3821	31703	1022992	281060	6492	2526	8
108-Loans to Other Co-operatives-										
Balance 1st April, 2005	-2503730	1366	177057	62572	33895	1133198	164141	459	94985	9
Advance during the year	17391	125	10308	27933		45269	120000		1250	10
Repaid during the year	466703	24	1864	3232	87	5247	55691		3146	11
Balance 31st March, 2006	-2953042	1467	185501	87273	33808	1173220	228450	459	93089	12
109-Loans to Consumer Co-operatives-										
Balance 1st April, 2005				7923						13
Advance during the year										14
Repaid during the year										15
Balance 31st March, 2006	0	0	0	7923	0	0	0	0	0	16
110-Loans to Handloom Co-operatives-										
Balance 1st April, 2005				547						17
Advance during the year										18
Repaid during the year										19
Balance 31st March, 2006	0	0	0	547	0	0	0	0	0	20
111-Loans to Dairy/Poultry/Fishery Co-operatives-										
Balance 1st April, 2005				370						21
Advance during the year										22
Repaid during the year										23
Balance 31st March, 2006	0	0	0	370	0	0	0	0	0	24
112-Loans to Transport Co-operatives-										
Balance 1st April, 2005				1217						25
Advance during the year										26
Repaid during the year										27
Balance 31st March, 2006	0	0	0	1217	0	0	0	0	0	28

(B) Due to misclassification of repayments by the department.

(C) Adverse balances are under investigation.

(*) Differs from previous year figure due to proforma dropping of loan for Rs. 358 thousands vide Principal Accountant General letter No. Rep/V11/Pondy/60-12/2006-07/35 dated 31/8/2006.

No. 17-C-6426 - ACCOUNT of LOANS for CO-OPERATION showing the amounts ADVANCED and REPAYD during the year ended 31st March, 2006 and the BALANCES of such LOANS at the commencement and at the end of the year 2005-06-Contd.

Item No	STATE GOVERNMENTS								Total carried over
	Gujarat	Haryana	Himachal Pradesh	Jammu and Kashmir	Jharkhand	Karnataka	Kerala	Madhya Pradesh	
1			4					277783	480343
2								259938	259938
3								116449	117266
4	0	0	4	0	0	0	0	421252	623015
5	-168054	412384	41191	18834	-73	67397	427056	653558	11179552
6	11207	10000	8119				53616	26000	935709
7	98037 (A)	2621	2717			10852	55426	16500	2312003
8	-254884	419783	48593	18834	-73	56545	425246	663058	9803258
9	863452	218712	152161	77170	-202	903361	1452734	317597	3148928
10	386645	26208					129440		764569
11	2438	940	19554		7	6617	36407		601957
12	1247659	243980	132607	77170	-209	898744	1545767	317597	3311540
13									7923
14									0
15									0
16	0	0	0	0	0	0	0	0	7923
17									547
18									0
19									0
20	0	0	0	0	0	0	0	0	547
21									370
22									0
23									0
24	0	0	0	0	0	0	0	0	370
25									1217
26									0
27									0
28	0	0	0	0	0	0	0	0	1217

(A) Minus balance is under investigation.

Loans and Advances

No. 17-C-6426 - ACCOUNT of LOANS for CO-OPERATION showing the amounts ADVANCED and REPAYED during the year ended 31st March, 2006 and the BALANCES of such LOANS at the commencement and at the end of the year 2006-06-Contd.

	Total brought forward	STATE GOVERNMENTS						Item No
		Maharashtra	Manipur	Meghalaya	Mizoram	Nagaland	Orissa	
106-Loans to Multi-purpose Rural Co-operatives-								
Balance 1st April, 2005	480343		31674	46403	5849		33	1
Advance during the year	259938				5000			2
Repaid during the year	117266				19			3
Balance 31st March, 2006	623015	0	31674	46403	10830	0	33	4
107-Loans to Credit Co-operatives-								
Balance 1st April, 2005	11179552	2514946	87713	8426		77112	158394	5
Advance during the year	935709						13700	6
Repaid during the year	2312003	20921	2			2800	10592	7
Balance 31st March, 2006	9803258	2494025	87711	8426	0	74512	161502	8
108-Loans to Other Co-operatives-								
Balance 1st April, 2005	3148928	39958630	17565	461	51965	203639	312826	9
Advance during the year	764569	20411789	2000	7436		3506		10
Repaid during the year	601957	90895	3145	117	3769	44346	3046	11
Balance 31st March, 2006	3311540	60279524	16420	7780	48196	162799	309780	12
109-Loans to Consumer Co-operatives-								
Balance 1st April, 2005	7923							13
Advance during the year	0							14
Repaid during the year	0							15
Balance 31st March, 2006	7923	0	0	0	0	0	0	16
110-Loans to Handloom Co-operatives-								
Balance 1st April, 2005	547							17
Advance during the year	0							18
Repaid during the year	0							19
Balance 31st March, 2006	547	0	0	0	0	0	0	20
111-Loans to Dairy/Poultry/Fishery Co-operatives-								
Balance 1st April, 2005	370							21
Advance during the year	0							22
Repaid during the year	0							23
Balance 31st March, 2006	370	0	0	0	0	0	0	24
112-Loans to Transport Co-operations-								
Balance 1st April, 2005	1217							25
Advance during the year	0							26
Repaid during the year	0							27
Balance 31st March, 2006	1217	0	0	0	0	0	0	28

No. 17-C-4425 - ACCOUNT of LOANS for CO-OPERATION showing the amounts ADVANCED and REPAYED during the year ended 31st March, 2006 and the BALANCES of such LOANS at the commencement and at the end of the year 2005-06-Contd.

Item No	STATE GOVERNMENTS								Total
	Punjab	Rajasthan	Sikkim	Tamil Nadu	Tripura	Utter Pradesh	Uttarakhand	West Bengal	
1			228	-218	3003	65		562075	1129455
2								11320	276258
3				11 (A)	149			12270	129715
4	0	0	228	-229	2854	65	0	561125	1275998
5	67446	1325507		1177985	31451	483357	83	102197	17214169
6		407500		292398	200	7250	57	6800	1683814
7	2968	480180		183860	64	156		633	2993979
8	64478	1272827	0	1286523	31587	490451	140	108364	15883804
9	1369467	1073839	4079	4970255	73841	152754	-2812	135943	51471180
10		38252		605728		180000		2500	22013781
11	153	18317		7957	59	237104	2590	1983	1013438
12	1369314	1093574	4079	5568027	73782	95850	-5402	136460	72471523
13									7923
14									0
15									0
16	0	0	0	0	0	0	0	0	7923
17									547
18									0
19									0
20	0	0	0	0	0	0	0	0	547
21									370
22									0
23									0
24	0	0	0	0	0	0	0	0	370
25									1217
26									0
27									0
28	0	0	0	0	0	0	0	0	1217

(A) Minus balance is under examination.

Loans and Advances

No. 17-C-6425 - ACCOUNT of LOANS for CO-OPERATION showing the amounts ADVANCED and REPAYED during the year ended 31st March, 2006 and the BALANCES of such LOANS at the commencement and at the end of the year 2005-06-Contd.

(In thousands of rupees)

	Union Government	U.T. Govt. Puducherry	STATE GOVERNMENTS							Item No
			Andhra Pradesh	Arunachal Pradesh	Assam	Bihar	Chhattisgarh	NCT Delhi	Goa	
190-Loans to Public Sector and other Undertakings-										
Balance 1st April, 2005	34		9455		210779	264684				1
Advance during the year										2
Repaid during the year										3
Balance 31st March, 2006	34	0	9455	0	210779	264684	0	0	0	4
195-Consumer Co-operatives-										
Balance 1st April, 2005	605840				-270					5
Advance during the year										6
Repaid during the year					34 (A)					7
Balance 31st March, 2006	605840	0	0	0	-304	0	0	0	0	8
789-Special Component Plan-										
Balance 1st April, 2005					2960		2940			9
Advance during the year										10
Repaid during the year										11
Balance 31st March, 2006	0	0	0	0	2960	0	2940	0	0	12
796-Tribal Areas Sub-Plan -										
Balance 1st April, 2005			1738		20351	101911	86288			13
Advance during the year										14
Repaid during the year										15
Balance 31st March, 2006	0	0	1738	0	20351	101911	86288	0	0	16
797-Transfer to/from Reserve Funds and Deposit Accounts-										
Balance 1st April, 2005	-1200									17
Advance during the year										18
Repaid during the year										19
Balance 31st March, 2006	-1200	0	0	0	0	0	0	0	0	20
800-Other Loans-										
Balance 1st April, 2005					1117		632			21
Advance during the year										22
Repaid during the year										23
Balance 31st March, 2006	0	0	0	0	1117	0	632	0	0	24
Total : Loans for Co-operation-										
Balance 1st April, 2005	3310970	1465	2809076	76403	604170	2964078 (B)	640424	701	97607	25
Advance during the year	812391	125	10308	28833	0	45269	150791	76	1250	26
Repaid during the year	2000644	57	114259	3232	1477	447431	91845	126	3624	27
Balance 31st March 2006	2122717	1633	2805125	102004	602693	2661916	699370	6951	95133	28
Interest received and credited to revenue	640531	970	22485				18322			29

(A) Credit balance is under security.

(B) Opening balance includes the undivided closing balance of Composit Bihar as on 14.11.2000.

No. 17-C-6425 - ACCOUNT of LOANS for CO-OPERATION showing the amounts ADVANCED and REPAID during the year ended 31st March, 2006 and the BALANCES of such LOANS at the commencement and at the end of the year 2005-06-Contd.

(In thousands of rupees)

Item No	STATE GOVERNMENTS								Total carried over
	Gujarat	Haryana	Himachal Pradesh	Jammu and Kashmir	Jharkhand	Karnataka	Kerala	Madhya Pradesh	
1		162625		2633	12362				662572
2					36958				36958
3		14013							14013
4	0	148612	0	2633	49320	0	0	0	685517
5									605570
6									0
7									34
8	0	0	0	0	0	0	0	0	605536
9								22332	28232
10								5677	5677
11									0
12	0	0	0	0	0	0	0	28009	33909
13	377165		85			31786		158317	777641
14	10135							2929	13064
15	3417					19		100911	104347
16	383883	0	85	0	0	31767	0	60335	686358
17									-1200
18									0
19									0
20	0	0	0	0	0	0	0	0	-1200
21						7574		7575	16898
22									0
23									0
24	0	0	0	0	0	7574	0	7575	16898
25	1072563	793721	193441	98637	12087	1010118	1879790	1437142	16908593
26	407987	36208	8119	0	36958	0	183056	294544	2015915
27	103892	17674	22271	0	7	17488	91833	233860	3149620
28	1376658	812355	179289	98637	49038	992630	1971013	1497826	15774888
29		2718						3959	688986

(A) Includes Rs.4020 thousands, yet to be apportioned between M.P. and Chhattisgarh.

Loans and Advances

No. 17-C-6426 - ACCOUNT of LOANS for CO-OPERATION showing the amounts ADVANCED and REPAYED during the year ended 31st March, 2006 and the BALANCES of such LOANS at the commencement and at the end of the year 2005-06-Contd.

(In thousands of rupees)

	Total brought forward	STATE GOVERNMENTS						Item No
		Maharashtra	Manipur	Meghalaya	Mizoram	Nagaland	Orissa	
190-Loans to Public Sector and Other Undertakings-								
Balance 1st April, 2005	662572		26092		9878		78089	1
Advance during the year	36958				19630			2
Repaid during the year	14013						8	3
Balance 31st March, 2006	685517	0	26092	0	29508	0	78061	4
195-Consumer Co-operatives-								
Balance 1st April, 2005	605570							5
Advance during the year	0							6
Repaid during the year	34							7
Balance 31st March, 2006	605536	0	0	0	0	0	0	8
789-Special Component Plan-								
Balance 1st April, 2005	28232							9
Advance during the year	5677							10
Repaid during the year	0							11
Balance 31st March, 2006	33909	0	0	0	0	0	0	12
796-Tribal Areas Sub-Plan								
Balance 1st April, 2005	777641	6731					81961	13
Advance during the year	13064						6595	14
Repaid during the year	104347	732					3951	15
Balance 31st March, 2006	686358	5999	0	0	0	0	84605	16
797-Transfer to/from Reserve Funds and Deposit Accounts-								
Balance 1st April, 2005	-1200							17
Advance during the year	0							18
Repaid during the year	0							19
Balance 31st March, 2006	-1200	0	0	0	0	0	0	20
800-Other Loans-								
Balance 1st April, 2005	16898			15607				21
Advance during the year	0							22
Repaid during the year	0			635				23
Balance 31st March, 2006	16898	0	0	14972	0	0	0	24
Total : Loans for Co-operation-								
Balance 1st April, 2006	16908693	42480307	163044	70897	67692	280761	631283	25
Advance during the year	2016916	20411789	2000	7436	24630	3506	20296	26
Repaid during the year	3148620	112648	3147	762	3788	46946	17697	27
Balance 31st March 2006	16774888	62779548	161897	77681	88634	237311	633981	28
Interest received and credited to revenue	688986	116726	1668		1094			29

No. 17-C-8425 - ACCOUNT of LOANS for CO-OPERATION showing the amounts ADVANCED and REPAID during the year ended 31st March, 2006 and the BALANCES of such LOANS at the commencement and at the end of the year 2005-06-Concid.

(In thousands of rupees)

Item No	STATE GOVERNMENTS								Total
	Punjab	Rajasthan	Sikkim	Tamil Nadu	Tripura	Uttar Pradesh	Uttarakhand	West Bengal	
1	352284					53			1128948
2	8410								64998
3									14021
4	360694	0	0	0	0	53	0	0	1179925
5									605570
6									0
7									34
8	0	0	0	0	0	0	0	0	605536
9									28232
10									5677
11									0
12	0	0	0	0	0	0	0	0	33909
13		2887		1601				755	871576
14									19659
15		900		45					109975
16	0	1987	0	1558	0	0	0	755	781260
17									-1200
18									0
19									0
20	0	0	0	0	0	0	0	0	-1200
21		8468				185586	74996		301555
22						17266	17534		34800
23		71				579	689		1974
24	0	8397	0	0	0	202273	91841	0	334381
25									
26	1789197	2410501	4307	6149623	108295	821816	72267	300979	72769642
26	8410	443752	0	890127	200	204618	17691	20620	24078787
27	3121	477468	0	181873	272	237839	3279	14888	4283136
28	1784486	2376785	4307	8866877	108223	788492	86679	806704	92676193
29		98554						8292	915320

(A) Includes Rs.691889 thousands yet to be apportioned between U.P. and Uttarakhand.

(B) Includes Rs. 3407 thousands spent out of advance from Contingency Fund upto 31-3-2005 and recouped to the fund during 2005-06.

Loans and Advances

No. 18-0435-ACCOUNT of RECEIPTS from OTHER AGRICULTURAL PROGRAMMES for the year ended 31st March, 2006

(In thousands of rupees)

	Union Government	U.T.Govt. Puducherry	STATE GOVERNMENTS						Item No.	
			Andhra Pradesh	Arunachal Pradesh	Assam	Bihar	Chhattisgarh	NCT Delhi		
102-Fees for Quality Control grading of Agricultural products	25797	100	314				32	37	141	1
103-Receipts from Agricultural Research Stations, Orchards etc.										2
104-Soil and Water Conservation			88	3	170	522	682			3
501-Other Services and Service Fees							1			4
800-Other Receipts	85581	3		415	1898	3	307331		108	5
900-Deduct-Refunds										6
Total: Receipts from Other Agricultural Programmes	111378	103	402	418	2068	557	308051		249	7

No. 18-0435-ACCOUNT of RECEIPTS from OTHER AGRICULTURAL PROGRAMMES for the year ended 31st March, 2006-Contd.

(In thousands of rupees)

	Total brought forward	STATE GOVERNMENTS							Item No.	
		Madhya Pradesh	Maharashtra	Manipur	Meghalaya	Mizoram	Nagaland	Orissa		
102-Fees for Quality Control grading of Agricultural products	26599									1
103-Receipts from Agricultural Research Stations, Orchards etc.	0									2
104-Soil and Water Conservation	8900		12186		1648	52		10054		3
501-Other Services and Service Fees	10			123						4
800-Other Receipts	415845	95205	7116	11	4408	5150	398	2669		5
900-Deduct-Refunds	-197	-117								6
Total: Receipts from Other Agricultural Programmes	451157	95088	19302	134	6056	5202	398	12723		7

No. 18-0435-ACCOUNT of RECEIPTS from OTHER AGRICULTURAL PROGRAMMES for the year ended 31st March, 2006-Contd.

Item No.	STATE GOVERNMENTS								Total carried over
	Goa	Gujarat	Haryana	Himachal Pradesh	Jammu and Kashmir	Jharkhand	Karnataka	Kerala	
1		30			148				26599
2									0
3	581		3097	464			3162	131	8900
4		9							10
5	232	2044	18137		71	16		6	415845
6	-197								-197
7	816	2083	21234	464	219	16	3162	137	451157

No. 18-0435-ACCOUNT of RECEIPTS from OTHER AGRICULTURAL PROGRAMMES for the year ended 31st March, 2006-Concl'd.

Item No.	STATE GOVERNMENTS								Total
	Punjab	Rajasthan	Sikkim	Tamil Nadu	Tripura	Uttar Pradesh	Uttarakhand	West Bengal	
1	54			35751					62404
2									0
3	3307	759		35		7975		3000	47916
4									133
5	165853	24961		164128		22024	1993	110	909871
6	-3138					-2			-3454
7	166076	25720	0	199914	0	29997	1993	3110	1016870

Economic Services

**No. 18-A-2435-ACCOUNT of EXPENDITURE on OTHER AGRICULTURAL PROGRAMMES for the
year ended 31st March, 2006**

(In thousands of rupees)

	Union Government	U.T.Govt. Puducherry	STATE GOVERNMENTS							Item No.
			Andhra Pradesh	Arunachal Pradesh	Assam	Bihar	Chhattisgarh	NCT Delhi	Goa	
01-Marketing and Quality Control-										
001-Direction and Administration			53062							1
101-Marketing Facilities	70748	25987		86324	24376	16146		17983	3777	2
102-Grading and Quality Control Facilities	138632		2600		1764	12032				3
103-Women's Welfare										4
190-Assistance to Public Sector and Other Undertakings										5
789-Special Component Plan for Scheduled Castes										6
796-Tribal Area Sub-plan										7
800-Other Expenditure	1178917									8
911-Deduct- Recoveries of Overpayments		-1								9
Total: 01	1388297	25986	55662	86324	26140	28178	0	17983	3777	10
60-Others-										
101-Scheme for Debt Relief to Farmers										11
796-Tribal Area Sub-plan										12
800-Other Expenditure										13
Total: 60	0	0	0	0	0	0	0	0	0	14
Total: Expenditure on Other Agricultural Programmes	1388297	25986	55662	86324	26140	28178	0	17983	3777	15
Charged										16
Voted	1388297	25986	55662	86324	26140	28178	0	17983	3777	17

**No. 18-A-2435-ACCOUNT of EXPENDITURE on OTHER AGRICULTURAL PROGRAMMES for the
year ended 31st March, 2006-Contd.**

Item No.	STATE GOVERNMENTS								Total carried over
	Gujarat	Haryana	Himachal Pradesh	Jammu and Kashmir	Jharkhand	Karnataka	Kerala	Madhya Pradesh	
1									53062
2	13000	8811		24337			161808		453297
3	1886			12824	6354		4026		180118
4									0
5									0
6									0
7									0
8				8844					1187761
9							-9830		-9831
10	14886	8811	0	46005	6354	0	156004	0	1864407
11									0
12									0
13									0
14	0	0	0	0	0	0	0	0	0
15	14886	8811	0	46005	6354	0	156004	0	1864407
16									0
17	14886	8811	0	46005	6354	0	156004	0	1864407

Economic Services

**No. 18-A-2435-ACCOUNT of EXPENDITURE on OTHER AGRICULTURAL PROGRAMMES for the
year ended 31st March, 2006-Contd.**

	Total brought forward	STATE GOVERNMENTS						Item No.
		Maharashtra	Manipur	Meghalaya	Mizoram	Nagaland	Orissa	
01-Marketing and Quality Control-								
001-Direction and Administration	53062							1
101-Marketing Facilities	453297		300	21190	18989		4869	2
102-Grading and Quality Control Facilities	180118				750		14040	3
103-Women's Welfare	0							4
190-Assistance to Public Sector and Other Undertakings	0							5
789-Special Component Plan for Scheduled Castes	0							6
796-Tribal Area Sub-plan	0							7
800-Other Expenditure	1187761				24374		78	8
911-Deduct- Recoveries of Overpayments	-9831							9
Total: 01	1864407	0	300	21190	44113	0	18987	10
60-Others-								
101-Scheme for Debt Relief to Farmers	0							11
796-Tribal Area Sub-plan	0							12
800-Other Expenditure	0							13
Total: 60	0	0	0	0	0	0	0	14
Total: Expenditure on Other Agricultural Programmes	1864407	0	300	21190	44113	0	18987	15
Charged	0							16
Voted	1864407	0	300	21190	44113	0	18987	17

**No. 18-A-2435-ACCOUNT of EXPENDITURE on OTHER AGRICULTURAL PROGRAMMES for the
year ended 31st March, 2006-Concl'd.**

Item No.	STATE GOVERNMENTS								Total
	Punjab	Rajasthan	Sikkim	Tamil Nadu	Tripura	Uttar Pradesh	Uttarakhand	West Bengal	
1		23839							76901
2	32808		1706	228016		52510		58112	871797
3		4344		112337				4516	316105
4									0
5								475	475
6								1599	1599
7								1350	1350
8		500						493	1213206
9									9831
10	32808	28683	1706	340353	0	52510	0	66545	2471602
11									0
12									0
13			140978						140978
14	0	0	140978	0	0	0	0	0	140978
15	32808	28683	142684	340353	0	52510	0	66545	2612580
16									0
17	32808	28683	142684	340353	0	52510	0	66545	2612580

Economic Services

No. 18-B-4435-ACCOUNT of CAPITAL OUTLAY on OTHER AGRICULTURAL PROGRAMMES during and to the end of the year 2005-06

	(In thousands of rupees)	
	Expenditure	
	During the year	To end of the year
UNION GOVERNMENT		
01-Marketing and Quality Control-		
101-Marketing Facilities	--	269903
102-Grading and Quality Control Facilities	--	10953
Total: Union Government	0	280856
UNION TERRITORY GOVERNMENT PUDUCHERRY		
01-Marketing and Quality Control-		
195-Investments in Marketing Co-operatives	8000	37687
Total: Government of Puducherry	8000	37687
STATE GOVERNMENTS ANDHRA PRADESH		
01-Marketing and Quality Control-		
195-Investments in Marketing Co-operatives	-45	512133
800-Other Expenditure	--	--
901-Deduct-Receipts and Recoveries on Capital Account	--	--
Total: Government of Andhra Pradesh	-45	512133
ARUNACHAL PRADESH		
01-Marketing and Quality Control-		
800-Other Expenditure	--	880
Total: Government of Arunachal Pradesh	0	880
BIHAR		
01-Marketing and Quality Control-		
101-Marketing Facilities Bihar State Agro-industries Development Corporation	--	65639
796-Tribal Area Sub-Plan	--	58962
800-Other Expenditure	--	141453
Total: Government of Bihar	0	266054
CHHATTISGARH		
01-Marketing and Quality Control-		
60-Others	--	--
Total: Government of Chhattisgarh	0	0
NCT DELHI		
01-Marketing and Quality Control-		
101-Marketing Facilities Bihar State Agro-industries Development Corporation	--	34
102-Grading and Quality Control facilities	--	213
Total: Government of NCT Delhi	0	247

No. 18-B-4435-ACCOUNT of CAPITAL OUTLAY on OTHER AGRICULTURAL PROGRAMMES during and to the end of the year 2005-06-Contd.

	(In thousands of rupees)	
	Expenditure	
	During the year	To end of the year
GUJARAT		
01-Marketing and Quality Control-		
102-Grading and Quality Control Facilities		21254
195-Investments in Marketing Co-operatives		-7358
796-Tribal Area Sub-Plan		52810
800-Other Expenditure		2097
Total: Government of Gujarat	0	68803
HARYANA		
01-Marketing and Quality Control-		
190-Investment in Public Sector and Other Undertakings	-10	64154 (A)
800-Other Expenditure		60602
Total: Government of Haryana	-10	3552
HIMACHAL PRADESH		
01-Marketing and Quality Control-		
101-Marketing Facilities		22210
901-Deduct-Receipts and Recoveries on Capital Accounts		-77
Total: Government of Himachal Pradesh	0	22133
JAMMU AND KASHMIR		
01-Marketing and Qualities Control-		
101-Marketing Facilities		6515
190-Investments in Public Sector and Other Undertakings		41
800-Other Expenditure		1687
Total: 01	0	8243
60-Others-		
800-Other Expenditure		268
Total: 60	0	268
Total: Government of Jammu & Kashmir	0	8511
JHARKHAND		
01-Marketing and Quality Control-		
101-Marketing Facilities		
Total: Government of Jharkhand	0	0
KERALA		
01-Marketing and Quality Control-		
101-Marketing Facilities	22000	121650
Total: Government of Kerala	22000	121650
MADHYA PRADESH		
01-Marketing and Quality Control-		
190-Investments in Public Sector and Other Undertakings		27352
Total: 01	0	27352

(A) Minus figure was due to excess of receipts and recoveries over expenditure.

No. 18-B-4435-ACCOUNT of CAPITAL OUTLAY on OTHER AGRICULTURAL PROGRAMMES during and to the end of the year 2005-06-Contd.

	(In thousands of rupees)	
	Expenditure	
	During the year	To end of the year
MADHYA PRADESH		
60-Others-		
796-Tribal Area Sub-Plan		11704
800-Other Expenditure		63441
Total: 60	0	75145
Total: Government of Madhya Pradesh	0	102497 (C)
MEGHALAYA		
01-Marketing and Quality Control-		
190-Investments in Public Sector and Other Undertakings	1000	10950
Total: Government of Meghalaya	1000	10950
MIZORAM		
01-Marketing and Quality Control-		
101-Marketing Facilities		20000
800-Other Expenditure		10807
Total: Government of Mizoram	0	30807
ORISSA		
60-Others-		
800-Other Expenditure		2
Total: Government of Orissa	0	2
PUNJAB		
01-Marketing and Quality Control-		
101-Marketing Facilities		(A) -139638
102-Grading and Quality Control Facilities		36
Total: Government of Punjab	0	-139602
RAJASTHAN		
01-Marketing and Quality Control-		
101-Marketing Facilities		18800 (B)
190-Investments in Public Sector and Other Undertakings	-250	450757 (D)
796-Tribal Area Sub-Plan		32505
Total: Government of Rajasthan	-250	502062
SIKKIM		
01-Marketing and Quality Control-		
101-Marketing Facilities		9003
60-Others-		
101-Dry Land Agricultural Programme		258
Total: Government of Sikkim	0	9261

(A) The progressive minus expenditure is due to the cumulative effect of excess of recoveries over expenditure.

(B) It includes in Marketing Societies (Rs.78831 thousands), Rajasthan State Seed Corporation (Rs. 12300 thousands), Tiram Sangh (Rs.220000 thousand) and Rajasthan Rajya Kraya Vikraya Sangh, Jaipur (Rs. 42731 thousands)

(C) Includes Rs.84159 thousands yet to be apportioned between M.P. and Chhattisgarh.

(D) It includes investment in marketing Societies (Rs.3740 thousands) and investment for need of share money of Co-operative Rs.(26730 thousands).

No. 18-B-4435-ACCOUNT of CAPITAL OUTLAY on OTHER AGRICULTURAL PROGRAMMES during and to the end of the year 2005-06-Concl'd.

	(In thousands of rupees)	
	Expenditure	
	During the year	To end of the year
TAMIL NADU		
01-Marketing and Quality Control-		
101-Marketing Facilities		42420
		(B)
102-Grading and Quality Control Facilities		358
195-Investment in Co-operatives		61784
800-Other Expenditure		1867
Total: Government of Tamil Nadu	0	106429
TRIPURA		
01-Marketing and Quality Control-		
101-Marketing Facilities	44926	127378
800-Other Expenditure		76
Total: Government of Tripura	44926	127454
UTTAR PRADESH		
01-Marketing and Quality Control-		
800-Other Expenditure		-372
		(A)
Total: Government of Uttar Pradesh	0	-372
UTTARAKHAND		
01-Marketing and Quality Control		
800-Other Expenditure		
901-Deduct - Receipts and Recoveries on Capital Account		
Total : Government of Uttarakhand	0	0
WEST BENGAL		
01-Marketing and Quality Control		
101-Marketing Facilities	17649	212440
789-Special Component Plan for Scheduled Castes	3300	10246
796-Tribal Area Sub-Plan	920	7490
Total: 01	21869	230176
60-Others-		
789-Special Component Plan for Scheduled Castes		
796-Tribal Area Sub-Plan		
Total: 60	0	0
Total: Government of West Bengal	21869	230176
Total: Capital Outlay on Other Agricultural Programmes	97490	2302176

(A) Rs. 372 thousands are yet to be apportioned between U.P. and Uttarakhand.

(B) Includes Rs. one thousand adjusted proforma in rectification of misclassification during previous years.

No. 18-C-6436-ACCOUNT of LOANS for OTHER AGRICULTURAL PROGRAMMES showing the amounts ADVANCED and REPAYED during the year ended 31st March, 2006 and the BALANCES of such LOANS at the commencement and at the end of the year 2006-06

(In thousands of rupees)

	Union Government	U.T.Govt. Puducherry	STATE GOVERNMENTS							Item No.
			Andhra Pradesh	Arunachal Pradesh	Assam	Bihar	Chhattisgarh	NCT Delhi	Goa	
01-Marketing and Quality Control-										
101-Marketing Facilities-										
Balance 1st April, 2005	5500					10234	219	3607		1
Advanced during the year										2
Repaid during the year										3
Balance 31st March, 2006	5500	0	0	0	0	10234	219	3607	0	4
190-Loans to Public Sector and other Undertakings-										
Balance 1st April, 2005						153546				5
Advanced during the year										6
Repaid during the year										7
Balance 31st March, 2006	0	0	0	0	0	153546	0	0	0	8
196-Loans to Co-operatives-										
Balance 1st April, 2005			760386							9
Advanced during the year			250000							10
Repaid during the year			225000							11
Balance 31st March, 2006	0	0	785386	0	0	0	0	0	0	12
796-Tribal Area Sub-plan-										
Balance 1st April, 2005							59			13
Advanced during the year										14
Repaid during the year										15
Balance 31st March, 2006	0	0	0	0	0	0	59	0	0	16
800-Other Loans-										
Balance 1st April, 2005						179835	-7143			17
Advanced during the year										18
Repaid during the year							-7143			19
Balance 31st March, 2006	0	0	0	0	0	179835	0	0	0	20
60-Others-										
101-Marketing Facilities-										
Balance 1st April, 2005										21
Advanced during the year										22
Repaid during the year										23
Balance 31st March, 2006	0	0	0	0	0	0	0	0	0	24
196-Loans to Co-operatives-										
Balance 1st April, 2005		3395								25
Advanced during the year		950								26
Repaid during the year		471								27
Balance 31st March, 2006	0	3874	0	0	0	0	0	0	0	28
800-Other Loans-										
Balance 1st April, 2005										29
Advanced during the year										30
Repaid during the year										31
Balance 31st March, 2006	0	0	0	0	0	0	0	0	0	32
Total : Loans for Other Agricultural Programmes-										
Balance 1st April, 2005	5500	3395	760386	0	0	343616	-6865	3607	0	33
Advanced during the year	0	950	250000	0	0	0	0	0	0	34
Repaid during the year	0	471	225000	0	0	0	-7143	0	0	35
Balance 31st March, 2006	5500	3874	785386	0	0	343616	278	3607	0	36
Interest Received and credited to revenue										37

(A) Opening balance includes the undivided closing balance of Composit Bihar as on 14/11/2000.

No. 18-C-6436-ACCOUNT of LOANS for OTHER AGRICULTURAL PROGRAMMES showing the amounts ADVANCED and REPAYED during the year ended 31st March, 2006 and the BALANCES of such LOANS at the commencement and at the end of the year 2005-06-Contd.

Item No.	STATE GOVERNMENTS								Total carried over
	Gujarat	Haryana	Himachal Pradesh	Jammu and Kashmir	Jharkhand	Karnataka	Kerala	Madhya Pradesh	
1	1717		43389					671	65337
2									0
3	263								263
4	1454	0	43389	0	0	0	0	671	65074
5									
6				126657					280203
7									0
8	0	0	0	126657	0	0	0	0	280203
9	27100								787486
10									250000
11									225000
12	27100	0	0	0	0	0	0	0	812486
13	182							163	404
14									0
15									0
16	182	0	0	0	0	0	0	163	404
17									172692
18									0
19									-7143
20	0	0	0	0	0	0	0	0	179835
21									0
22									0
23									0
24	0	0	0	0	0	0	0	0	0
25									3395
26									950
27									471
28	0	0	0	0	0	0	0	0	3874
29									-202
30									0
31									0
32	0	0	0	0	0	0	-202	0	-202
							(A)		
33	28999	0	43389	126657	0	-202	0	834	1309316
34	0	0	0	0	0	0	0	0	260650
35	263	0	0	0	0	0	0	0	218591
36	28736	0	43389	126657	0	-202	0	834	1341674
37			2						2

(A) Minus balance is under investigation.

Loans and Advances

No. 18-C-6436-ACCOUNT of LOANS for OTHER AGRICULTURAL PROGRAMMES showing the amounts ADVANCED and REPAYED during the year ended 31st March, 2006 and the BALANCES of such LOANS at the commencement and at the end of the year 2005-06-Contd.

	Total brought forward	STATE GOVERNMENTS						Item No.
		Maharashtra	Manipur	Meghalaya	Mizoram	Nagaland	Orissa	
(In thousands of rupees)								
01-Marketing and Quality Control-								
101-Marketing Facilities-								
Balance 1st April, 2005	65337				34000		10692	1
Advanced during the year	0							2
Repaid during the year	263						47	3
Balance 31st March, 2006	65074	0	0	0	34000	0	10635	4
190-Loans to Public Sector and other Undertakings-								
Balance 1st April, 2005	280203				20000			5
Advanced during the year	0							6
Repaid during the year	0				1500			7
Balance 31st March, 2006	280203	0	0	0	18500	0	0	8
195-Loans to Co-operatives-								
Balance 1st April, 2005	787486							9
Advanced during the year	250000							10
Repaid during the year	225000							11
Balance 31st March, 2006	812486	0	0	0	0	0	0	12
795-Tribal Area Sub-plan-								
Balance 1st April, 2005	404						649	13
Advanced during the year	0							14
Repaid during the year	0							15
Balance 31st March, 2006	404	0	0	0	0	0	649	16
800-Other Loans-								
Balance 1st April, 2005	172692				38281			17
Advanced during the year	0							18
Repaid during the year	-7143							19
Balance 31st March, 2006	179835	0	0	0	38281	0	0	20
60-Others-								
101-Marketing Facilities-								
Balance 1st April, 2005	0							21
Advanced during the year	0							22
Repaid during the year	0							23
Balance 31st March, 2006	0	0	0	0	0	0	0	24
195-Loans to Co-operatives-								
Balance 1st April, 2005	3395							25
Advanced during the year	950							26
Repaid during the year	471							27
Balance 31st March, 2006	3874	0	0	0	0	0	0	28
800-Other Loans-								
Balance 1st April, 2005	-202	21						29
Advanced during the year	0							30
Repaid during the year	0							31
Balance 31st March, 2006	-202	21	0	0	0	0	0	32
Total : Loans for Other Agricultural Programmes-								
Balance 1st April, 2005	1309316	21	0	0	32281	0	11331	33
Advanced during the year	250950	0	0	0	0	0	0	34
Repaid during the year	218591	0	0	0	1500	0	47	35
Balance 31st March, 2006	1341674	21	0	0	90781	0	11284	36
Interest Received and credited to revenue	2							37

No. 18-C-6435-ACCOUNT of LOANS for OTHER AGRICULTURAL PROGRAMMES showing the amounts ADVANCED and REPAYED during the year ended 31st March, 2006 and the BALANCES of such LOANS at the commencement and at the end of the year 2005-06-Concid.

(In thousands of rupees)

Item No.	STATE GOVERNMENTS								Total
	Punjab	Rajasthan	Sikkim	Tamil Nadu	Tripura	Uttar Pradesh	Uttarakhand	West Bengal	
1				72871				250	183140
2				26050					26050
3				21487					21797
4	0	0	0	77434	0	0	0	250	187393
5									
6				1250					301453
7									0
8	0	0	0	1250	0	0	0	0	1500
9									299953
10				87460					
11									874946
12	0	0	0	87460	0	0	0	0	250000
13									225000
14									899946
15									
16	0	0	0	0	0	0	0	0	1053
17									0
18									0
19									-7143
20	0	0	0	0	0	0	0	0	218116
21									
22						5696			5696
23									0
24	0	0	0	0	0	5696	0	0	0
25									5696
26									
27									3395
28	0	0	0	0	0	0	0	0	950
29									471
30									3874
31									
32	0	0	0	0	0	333	0	0	152
33	0	0	0	161681	0	6029	0	250	0
34	0	0	0	26050	0	0	0	0	152
35	0	0	0	21487	0	0	0	0	0
36	0	0	0	166144	0	6029	0	250	241625
37									1616183
									2

(A) Includes Rs.6029 thousands yet to be apportioned between U.P. and Uttaranchal.

**No. 19-A-2501-ACCOUNT OF EXPENDITURE ON SPECIAL PROGRAMMES FOR RURAL DEVELOPMENT for the year ended
31st March, 2006**

	Union Government	U. T. Govt. Puducherry	STATE GOVERNMENTS							Item No.
			Andhra Pradesh	Arunachal Pradesh	Assam	Bihar	Chhattisgarh	NCT Delhi	Goa	
01-Integrated Rural Development Programme-										
001-Direction and Administration			27833	37262	342369					1
003-Training			195216							2
101-Subsidy to District Rural Development Agencies			691528	11775						3
196-Assistance to Zila Parishads/ District Level Panchayats										4
197-Assistance to Taluk Panchayats										5
198-Assistance to Grama Panchayats										6
789-Special Component Plan for Scheduled Castes			71186							7
792-Irrecoverable loans written off										8
796-Tribal Area Sub-plan			28855							9
800-Other Expenditure			3311505	29106	1839537	647413		159		10
911-Deduct-Recoveries of Overpayments										11
Total: 01	0	0	4325923	78145	2181906	647413	0	159	0	12
02-Drought Prone Areas Development Programme-										
001-Direction and Administration	1965									13
101-Minor Irrigation						19837				14
196-Assistance to Zila Parishads/ District Level Panchayats										15
307-Soil and Water Conservation										16
789-Special Component Plan for Scheduled Castes			37148				5435			17
796-Tribal Area Sub-plan			15277				21617			18
800-Other Expenditure	3529801		325527				31461			19
911-Deduct-Recoveries of Overpayments										20
Total: 02	3531766	0	377852	0	0	19837	58513	0	0	20
03-Desert Development Programme-										
001-Direction and Administration	2535									21
102-Afforestation										22
196-Assistance to Zila Parishads/ District Level Panchayats										23
796-Tribal Area Sub-plan										24
800-Other Expenditure	2679739									25
911-Deduct-Recoveries of Overpayments										26
Total: 03	2682274	0	0	0	0	0	0	0	0	26
04-Integrated Rural Energy Planning Programme-										
003-Training	3352									27
101-Development of Design and Approach for Area bound Block Level IRE Projects										28
105-Project Implementation	3757	4850								29
109-Monitoring				1304				17149		30
191-Assistance to Local Bodies, Corporations etc.										31
197-Assistance to Taluk Panchayats										32
789-Special Component Plan for SCs										33
796-Tribal Area Sub-plan										34
800-Other Expenditure										35
911-Deduct-Recoveries of Overpayments										36
Total: 04	7109	4850	0	1304	0	0	0	17149	0	37
05-Waste Land Development-101-National Waste Land Development Programme										
196-Assistance to Zila Parishads/ Distt. Level Panchayats	5383814		19220				10661			38
789-Special Component Plan for SCs			4032				2086			39
796-Tribal Area Sub-plan			1599				4173			40
800-Other Expenditure	490000									41
911-Deduct-Recoveries of Overpayments										42
Total: 05	5873814	0	24851	0	0	0	16820	0	0	44
06-Self Employment Programme-										
001-Direction and Administration										45
003-Training										46
101-Swarnajayanti Gram Swarozgar Yojana	10289094						54721			47
102-Afforestation										48
196-Assistance to Zila Parishads/ Distt. Level Panchayats										49
197-Assistance to Block Panchayats/ Intermediate Level Panchayats										50
789-Special Component Plan for Scheduled Castes							11553			51
796-Tribal Area Sub-plan							39576			52
800-Other Expenditure							6938			53
911-Deduct-Recoveries of Overpayments										54
Total: 06	10289094	0	0	0	0	0	112788	0	0	55
Total: Expenditure on Special Programmes for Rural Development	22384057	4850	4728726	79449	2181906	667260	188221	17308	0	56
Charged										57
Voted	22384057	4850	4728726	79449	2181906	667260	188221	17308	0	58

No. 19-A-2501-ACCOUNT of EXPENDITURE on SPECIAL PROGRAMMES FOR RURAL DEVELOPMENT for the year ended 31st March, 2006-Contd.

Item No.	STATE GOVERNMENTS								Total carried over
	Gujarat	Haryana	Himachal Pradesh	Jammu and Kashmir	Jharkhand	Karnataka	Kerala	Madhya Pradesh	
1								130901	538365
2									195216
3								1798939	2502242
4									0
5						106878			106878
6						479225			479225
7								299607	370793
8									0
9								170000	198655
10	7961			59933				157129	6052745
11									0
12	7961	0	0	59933	0	586103	0	2556676	10444119
13									1965
14					29064				48901
15									0
16									0
17								33802	76385
18					7425				44319
19	70330			28627				175450	4161196
20	70330	0	0	28627	36489	0	0	209252	4332766
21		2165							4700
22		58518							58518
23									0
24			16678						16678
25	206934							18100	2904773
26	206934	60683	16678	0	0	0	0	18100	2984669
27									3352
28									0
29			13000			9205			47951
30									1304
31									0
32									0
33									0
34			1000						1000
35									0
36									0
37	0	0	14000	0	0	9205	0	0	53617
38		4309				9097			5427101
39									0
40									6118
41			1107						6879
42									490000
43									0
44	0	4309	1107	0	0	9097	0	0	5930098
45	277791						37		277828
46									0
47	89983	41059	26417		180254				10681528
48									0
49							15205		15205
50							164914		164914
51									11553
52	449906		1767		17852				509101
53	614630	30907	17024				183		669682
54							-2373		-2373
55	1432310	71966	45208	0	198106	0	177966	0	12327438
56	1717635	136958	76993	88560	234595	604405	177966	2783926	36072707
57									0
58	1717535	136958	76993	88560	234595	604405	177966	2783926	36072707

No. 19-A-2501-ACCOUNT of EXPENDITURE on SPECIAL PROGRAMMES FOR RURAL DEVELOPMENT for the year ended 31st March, 2006-Contd.

	Total brought forward	STATE GOVERNMENTS						Item No.
		Maharashtra	Manipur	Meghalaya	Mizoram	Nagaland	Orissa	
01-Integrated Rural Development Programme-								
001-Direction and Administration	538365	75580	2334	11855			343808	1
003-Training	195216	25445						2
101-Subsidy to District Rural Development Agencies	2502242	193606	43010					3
196-Assistance to Zila Parishads/ District Level Panchayats	0							4
197-Assistance to Taluk Panchayats	106878							5
198-Assistance to Grama Panchayats	479225							6
789-Special Component Plan for Scheduled Castes	370793							7
792-Irrecoverable loans written off	0							8
796-Tribal Area Sub-plan	198655	58786					111945	9
800-Other Expenditure	6052745		6893	152115			162890	10
911-Deduct-Recoveries of Overpayments	0							11
Total: 01	10444119	363417	62237	163970	0	0	618643	12
02-Drought-Prone Areas Development Programme-								
001-Direction and Administration	1965							13
101-Minor Irrigation	48901	142074						14
196-Assistance to Zila Parishads/ District Level Panchayats	0							15
307-Soil and Water Conservation	0							16
789-Special Component Plan for Scheduled Castes	76385							17
796-Tribal Area Sub-plan	44319	32792						18
800-Other Expenditure	4161196						25577	19
Total: 02	4332766	174866	0	0	0	0	25577	20
03-Desert Development Programme-								
001-Direction and Administration	4700							21
102-Afforestation	56518							22
196-Assistance to Zila Parishads/ District Level Panchayats	0							23
796-Tribal Area Sub-plan	16678							24
800-Other Expenditure	2904773							25
Total: 03	2984669	0	0	0	0	0	0	26
04-Integrated Rural Energy Planning Programme-								
003-Training	3352							27
101-Development of Design and Approach for Area bound Block Level IRE Projects	0							28
105-Project Implementation	47961		10737	11571		5500		29
109-Monitoring	1304							30
191-Assistance to Local Bodies, Corporations etc.	0							31
197-Assistance to Taluk Panchayats	0							32
789-Special Component Plan for SCs	0							33
796-Tribal Area Sub-plan	1000							34
800-Other Expenditure	0							35
911-Deduct-Recoveries of Overpayments	0							36
Total: 04	53617	0	10737	11571	0	5500	0	37
05-Waste Land Development- 101-National Waste Land Development Programme	5427101		6577			451369		38
196-Assistance to Zila Parishads/ Distt. Level Panchayats	0							39
789-Special Component Plan for SCs	6118							40
796-Tribal Area Sub-plan	6879							41
800-Other Expenditure	490000							42
911-Deduct-Recoveries of Overpayments	0							43
Total: 05	5930098	0	6577	0	0	451369	0	44
05-Self Employment Programme-								
001-Direction and Administration	277828							45
003-Training	0							46
101-Swarnajayanti Gram Swarozgar Yojana	10681528					5000		47
102-Afforestation								48
196-Assistance to Zila Parishads/ Distt. Level Panchayats	15205							49
197-Assistance to Block Panchayats/ Intermediate Level Panchayats	164914							50
789-Special Component Plan for Scheduled Castes	11553							51
796-Tribal Area Sub-plan	509101							52
800-Other Expenditure	669682				39399			53
911-Deduct-Recoveries of Overpayments	-2373							54
Total: 05	12327438	0	0	0	39399	5000	0	55
Total: Expenditure on Special Programmes for Rural Development	36072707	528283	69561	175541	39399	461869	644220	56
Charged	0							57
Voted	36072707	528283	69551	175541	39399	461869	644220	58

No. 19-A-2501-ACCOUNT of EXPENDITURE on SPECIAL PROGRAMMES FOR RURAL DEVELOPMENT for the year ended 31st March, 2006-Concid.

Item No.	STATE GOVERNMENTS								Total
	Punjab	Rajasthan	Sikkim	Tamil Nadu	Tripura	Uttar Pradesh	Uttarakhand	West Bengal	
1	25000				36143			18144	1051229
2									220661
3									2738858
4									0
5									106878
6									479225
7									370793
8									0
9									369386
10			8000			659939	8487	245975	7297044
11							(B) 454583		454583
12	25000	0	8000	0	36143	659939	463070	264119	13088657
13									1965
14								12668	203643
15									0
16									0
17									76385
18									77111
19				53018		87703	38703		4366197
20	0	0	0	53018	0	87703	38703	12668	4725301
21									4700
22									58518
23		444488							444488
24									16678
25									2904773
26	0	444488	0	0	0	0	0	0	3429157
27									3352
28			1200						1200
29			3000						78769
30					1000				2304
31									0
32									0
33									0
34									1000
35									0
36									0
37	0	0	4200	0	1000	0	0	0	86625
38			19510			20961			5925518
39		20416	1350						21766
40									6118
41									5879
42				23776				2773	516549
43									0
44	0	20416	20860	23776	0	20961	0	2773	6476830
45									277828
46				299094					299094
47			6000			100			10692628
48									15205
49									265814
50		100900							11553
51									509101
52									709081
53									-2373
54									12777931
55	0	100900	6000	299094	0	100	0	0	12777931
56	25000	565804	39060	375888	37143	768703	501773 (C)	279560	40584501
57									0
58	25000	565804	39060	375888	37143	768703	501773	279560	40584501

(B) Includes Rs. 68472 thousands as clearance of OB Suspense pertaining to the year 2003-04.

(C) Excludes expenditure of Rs. 75034 thousands spent out of advances from the Contingency Fund during 2005-06 but not recouped to the fund during the year.

**No. 19-C-6501-ACCOUNT of LOANS for SPECIAL PROGRAMMES FOR RURAL DEVELOPMENT showing the amounts
ADVANCED and REPAYED during the year ended 31st March, 2006 and the BALANCES of such LOANS at the
commencement and at the end of the year 2005-06**

	Union Government	U.T.Govt. Puducherry	STATE GOVERNMENTS							Item No.
			Andhra Pradesh	Arunachal Pradesh	Assam	Bihar	Chhattisgarh	NCT Delhi	Goa	
			(In thousands of rupees)							
201-Intigrated Rural Development-										
Balance 1st April 2005										1
Advanced during the year										2
Repaid during the year										3
Balance 31st March, 2006	0	0	0	0	0	0	0	0	0	4
202-Drought Prone Area Development Programme-										
Balance 1st April 2005										5
Advanced during the year										6
Repaid during the year										7
Balance 31st March, 2006	0	0	0	0	0	0	0	0	0	8
800-Other Loans-										
Balance 1st April 2005										9
Advanced during the year										10
Repaid during the year										11
Balance 31st March, 2006	0	0	0	0	0	0	0	0	0	12
Total: Loans for Special Programmes for Rural Development										
Balance 1st April, 2005	0	0	0	0	0	0	0	0	0	13
Advanced during the year	0	0	0	0	0	0	0	0	0	14
Repaid during the year	0	0	0	0	0	0	0	0	0	15
Balance 31st March, 2006	0	0	0	0	0	0	0	0	0	16
Interest received and credited to revenue										17

**No. 19-C-6501-ACCOUNT of LOANS for SPECIAL PROGRAMMES FOR RURAL DEVELOPMENT showing the amounts
ADVANCED and REPAYED during the year ended 31st March, 2006 and the BALANCES of such LOANS at the
commencement and at the end of the year 2005-06-Contd.**

	Total brought forward	STATE GOVERNMENTS					Item No.	
		Maharashtra	Manipur	Meghalaya	Mizoram	Nagaland		Orissa
		(In thousands of rupees)						
201-Intigrated Rural Development-								
Balance 1st April 2005	5						1	
Advanced during the year	0						2	
Repaid during the year	0						3	
Balance 31st March, 2006	5	0	0	0	0	0	4	
202-Drought Prone Area Development Programme-								
Balance 1st April 2005	0						5	
Advanced during the year	0						6	
Repaid during the year	0						7	
Balance 31st March, 2006	0	0	0	0	0	0	8	
800-Other Loans-								
Balance 1st April 2005	0						9	
Advanced during the year	0						10	
Repaid during the year	0						11	
Balance 31st March, 2006	0	0	0	0	0	0	12	
Total: Loans for Special Programmes for Rural Development								
Balance 1st April, 2005	5	0	0	0	0	0	13	
Advanced during the year	0	0	0	0	0	0	14	
Repaid during the year	0	0	0	0	0	0	15	
Balance 31st March, 2006	5	0	0	0	0	0	16	
Interest received and credited to revenue	0						17	

No. 19-C-6501-ACCOUNT of LOANS for SPECIAL PROGRAMMES FOR RURAL DEVELOPMENT showing the amounts
ADVANCED and REPAID during the year ended 31st March, 2006 and the BALANCES of such LOANS at the
commencement and at the end of the year 2005-06-Contd.

Item No.	STATE GOVERNMENTS								Total carried over
	Gujarat	Haryana	Himachal Pradesh	Jammu and Kashmir	Jharkhand	Karnataka	Kerala	Madhya Pradesh	
1						5			5
2									0
3									0
4	0	0	0	0	0	5	0	0	5
5									0
6									0
7									0
8	0	0	0	0	0	0	0	0	0
9									0
10									0
11									0
12	0	0	0	0	0	0	0	0	0
13									
14	0	0	0	0	0	5	0	0	5
15	0	0	0	0	0	0	0	0	0
16	0	0	0	0	0	5	0	0	5
17									0

No. 19-C-6501-ACCOUNT of LOANS for SPECIAL PROGRAMMES FOR RURAL DEVELOPMENT showing the amounts
ADVANCED and REPAID during the year ended 31st March, 2006 and the BALANCES of such LOANS at the
commencement and at the end of the year 2005-06-Conclid.

Item No.	STATE GOVERNMENTS								Total
	Punjab	Rajasthan	Sikkim	Tamil Nadu	Tripura	Uttar Pradesh	Uttarakhand	West Bengal	
1						5			10
2									0
3									0
4	0	0	0	0	0	5	0	0	10
5				14114					14114
6									0
7				737					737
8	0	0	0	13377	0	0	0	0	13377
9									0
10									0
11									0
12	0	0	0	0	0	0	0	0	0
13									
14	0	0	0	14114	0	5	0	0	14124
15	0	0	0	0	0	0	0	0	0
16	0	0	0	737	0	0	0	0	737
17	0	0	0	13377	0	5	0	0	13387
18									0

No. 20-A-2506-ACCOUNT of EXPENDITURE on RURAL EMPLOYMENT for the year ended 31st March, 2006

(In thousands of rupees)

	Union Government	U.T. Govt. Puducherry	STATE GOVERNMENTS						Item No.		
			Andhra Pradesh	Arunachal Pradesh	Assam	Bihar	Chhattisgarh	NCT Delhi		Goa	
01-National Programmes-											
196-Assistance to Zila Parishads/District Level Panchayats										1	
701-Jawahar Rozgar Yojna										2	
702-Jawahar Gram Samridhi Yojna			1003633				4124179	386908	61805	3	
789-Special Component Plan for SC/ST								76651		4	
796-Tribal Area Sub-plan								268402		5	
800-Other Expenditure										6	
Total:01	0	0	1003633	0	0	0	4124179	731961	0	61805	7
60-Other Programmes-											
001-Direction and Administration											8
101-Rural Landless Employment Guarantee Programme											9
102-Group Payment Assurance Scheme											10
103-Food for work Programme											11
104-Sampoorn Grmin Rozgar Yojna	85008675										12
105-Food for Work Programme	44540127						382895				13
196-Assistance to Zila Parishads/District Level Panchayats											14
197-Assistance to Taluk Panchayats											15
198-Assistance to Gram Panchayats											16
702-Jawahar Gram Samridhi Yojna				80747							17
703-Employment Assurance Scheme											18
789-Special Component Plan for SC/ST											19
796-Tribal Area Sub-plan											20
797-Transfer to/from Reserve Funds and Deposit Accounts											21
800-Other Expenditure											22
911-Deduct Recoveries of Overpayment											23
Total:60	129648802	0	0	80747	0	0	382895	0	0	0	24
Total: Expenditure on Rural Employment	129648802	0	1003633	80747	0	0	4607074	731961	0	61805	25
Charged											26
Voted	129548802	0	1003633	80747	0	0	4507074	731961	0	61805	27

No. 20-A-2506-ACCOUNT of EXPENDITURE on RURAL EMPLOYMENT for the year ended 31st March, 2006-Contd.

(In thousands of rupees)

	Total brought forward	STATE GOVERNMENTS					Orissa	Item No.
		Maharashtra	Manipur	Meghalaya	Mizoram	Nagaland		
01-National Programmes-								
196-Assistance to Zila Parishads/District Level Panchayats	0							1
701-Jawahar Rozgar Yojna	0							2
702-Jawahar Gram Samridhi Yojna	8537740	1355227	178621	152253				3
789-Special Component Plan for SC/ST	567555							4
796-Tribal Area Sub-plan	1470665	265597					593273	5
800-Other expenditure	0					33488		6
Total:01	10675960	1620824	178621	162263	33488	0	693273	7
60-Other Programmes-								
001-Direction and Administration	0							8
101-Rural Landless Employment Guarantee Programme	0						716920	9
102-Group Payment Assurance Scheme	0						513533	10
103-Food for work Programme	0						6980	11
104-Sampoorn Grmin Rozgar Yojna	85008675							12
105-Food for Work Programme	44923022							13
196-Assistance to Zila Parishads/District Level Panchayats	219326							14
197-Assistance to Taluk Panchayats	345864							15
198-Assistance to Gram Panchayats	526629							16
702-Jawahar Gram Samridhi Yojna	120374						33000	17
703-Employment Assurance Scheme	0							18
789-Special Component Plan for SC/ST	0							19
796-Tribal Area Sub-plan	0	229476						20
797-Transfer to/from Reserve Funds and Deposit Accounts	0	12829573						21
800-Other Expenditure	0		180000					22
911-Deduct Recoveries of Overpayment	-3836	-10						23
Total:60	131140064	13069039	180000	0	0	33000	1237433	24
Total: Expenditure on Rural Employment	141716014	14679863	368621	162263	33488	33000	1830706	25
Charged			12158581					26
Voted	141716014	2521282	358621	152253	33488	33000	1830706	27

No. 20-A-2505-ACCOUNT of EXPENDITURE on RURAL EMPLOYMENT for the year ended 31st March, 2006-Contd.

(In thousands of rupees)

Item No.	STATE GOVERNMENTS								Total carried over
	Gujarat	Haryana	Himachal Pradesh	Jammu and Kashmir	Jharkhand	Karnataka	Kerala	Madhya Pradesh	
1									0
2									0
3	384322	510359	83760		882967			1099807	8537740
4								490904	567555
5	190302		2041		1009920				1470655
6									0
7	574624	510359	86801	0	1892887	0	0	1690711	10576960
8									0
9									0
10									0
11									0
12									85008675
13									44923022
14						159396	59930		219326
15						265732	80132		345864
16						418720	107909		526629
17	29518		10109						120374
18									0
19									0
20									0
21									0
22									0
23									0
24	29618	0	10109	0	0	843848	244136	0	131140064
25	604142	510359	95910	0	1892887	843848	244136	1590711	141716014
26									0
27	604142	510359	95910	0	1892887	843848	244136	1590711	141716014

No. 20-A-2506-ACCOUNT of EXPENDITURE on RURAL EMPLOYMENT for the year ended 31st March, 2006-Concltd.

(In thousands of rupees)

Item No.	STATE GOVERNMENTS								Total
	Punjab	Rajasthan	Sikkim	Tamil Nadu	Tripura	Uttar Pradesh	Uttarakhand	West Bengal	
1		204255							204255
2								13	13
3			8700	1382136		1389286		879610	13883573
4				217514				1291	786360
5									2329535
6				10000			10325		53813
7	0	204255	8700	1609650	0	1389286	10325	880914	17257649
8									467
9					467				716920
10									513533
11									6980
12						3452804		1454605	89916084
13								9350	44932372
14									219326
15									345864
16									526629
17									153374
18				20000					20000
19									0
20								38490	267966
21								9656	12839229
22					33508			772958	986466
23									-3846
24	0	0	20000	0	33976	3452804	0	2286069	161441364
25	0	204255	28700	1609650	33976	4842090	10326	3165973	168698913
26									12158581
27	0	204255	28700	1609650	33975	4842090	10325	3165973	156540332

NO. 20-C-6505- ACCOUNT of LOANS for RURAL EMPLOYMENT showing the amounts ADVANCED and REPAYED during the year ended 31st March, 2006 and the BALANCES of such LOANS at the commencement and at the end of the year 2005-06

(In thousands of rupees)				
	Balance 1st April, 2005	Advanced during the year	Repaid during the year	Balance 31st March, 2006
KARNATAKA				
800-Other Loans	-3	-	-	-3 @
Total: Government of Karnataka	-3	0	0	-3
TAMIL NADU				
201-National Programmes	214930	-	-	214930
800-Other Loans	266	-	1	265
Total: Government of Tamil Nadu	215196	0	1	215195
UTTAR PRADESH				
200-Other Programmes	821	-	-	821
Total: Government of Uttar Pradesh	821	0	0	821
UTTARANCHAL				
200-Other Programmes	-	-	-	0
Total: Government of Uttaranchal	0	0	0	0
Total: State Governments	216014	0	1	216013

@ Reasons for the minus balances are under examination.

* The amount of Rs.821thousands are yet to be apportioned between U.P. and Uttarakhand.

(227)

Economic Services



No. 21-0506-ACCOUNT of RECEIPTS from LAND REFORMS for the year ended 31st March, 2006

(In thousands of rupees)

	Union Government	U.T. Govt. Puducherry	STATE GOVERNMENTS							Item No.	
			Andhra Pradesh	Arunachal Pradesh	Assam	Bihar	Chhattisgarh	NCT Delhi	Goa		
101-Receipts from Regulations/ Consolidations of land holdings and tenancy							13				1
103-Receipts from maintenance of Land Records											2
800-Other Receipts			22287	63	2	1069					3
900-Deduct-Refunds											4
Total: Receipts from Land Reforms	0	0	22287	63	2	1082	0	0	0	0	5

No. 21-0506-ACCOUNT of RECEIPTS from LAND REFORMS for the year ended 31st March, 2006-Contd.

(In thousands of rupees)

	Total brought forward	STATE GOVERNMENTS						Item No.
		Maharashtra	Manipur	Meghalaya	Mizoram	Nagaland	Orissa	
101-Receipts from Regulations/ Consolidations of land holdings and tenancy	13	7901			7334			1
103-Receipts from maintenance of Land Records	0	197274			656			2
800-Other Receipts	116029				489		585	3
900-Deduct-Refunds	-18	-24						4
Total: Receipts from Land Reforms	116024	205151	0	0	8479	0	585	5

No. 21-0506-ACCOUNT of RECEIPTS from LAND REFORMS for the year ended 31st March, 2006-Contd.

(In thousands of rupees)

Item No.	STATE GOVERNMENTS								Total carried over
	Gujarat	Haryana	Himachal Pradesh	Jammu and Kashmir	Jharkhand	Karnataka	Kerala	Madhya Pradesh	
1									13
2									0
3	3	312	38	3		92252			116029
4						-18			-18
5	3	312	38	3	0	92234	0	0	116024

No. 21-0506-ACCOUNT of RECEIPTS from LAND REFORMS for the year ended 31st March, 2006-Concl'd.

(In thousands of rupees)

Item No.	STATE GOVERNMENTS								Total
	Punjab	Rajasthan	Sikkim	Tamil Nadu	Tripura	Uttar Pradesh	Uttarakhand	West Bengal	
1		1755							17003
2									197930
3					69	120		8	117300
4									-42
5	0	1755	0	0	69	120	0	8	332191

Economic Services

No. 21-A-2506-ACCOUNT of EXPENDITURE on LAND REFORMS for the year ended 31st March, 2006

	Union Government	U.T. Govt. Puducherry	STATE GOVERNMENTS							Item No.
			Andhra Pradesh	Arunachal Pradesh	Assam	Bihar	Chhattisgarh	NCT Delhi	Goa	
001-Direction and Administration			74752							1
012-Statistics and Evaluation										2
101-Regulation of Land Holdings and Tenancy			297							3
102-Consolidation of Holdings										4
103-Maintenance of Land Records	9422							778		5
104-Assistance to Allottees of Surplus Land										6
191-Assistance to Local Bodies, Corporations etc.										7
796-Tribal Area Sub-plan										8
800-Other Expenditure	9442			9581						9
911-Decuct-Recoveries of Overpayments										10
Total: Expenditure on Land Reforms	18864	0	75049	9581	0	0	0	778	0	11
Charged										12
Voted	18864	0	75049	9581	0	0	0	778	0	13

No. 21-A-2506-ACCOUNT of EXPENDITURE on LAND REFORMS for the year ended 31st March, 2006-Contd.

	Total brought forward	STATE GOVERNMENTS						Item No.
		Maharashtra	Manipur	Meghalaya	Mizoram	Nagaland	Orissa	
001-Direction and Administration	74752				11986		24610	1
012-Statistics and Evaluation	59708				1011			2
101-Regulation of Land Holdings and Tenancy	58662				29257		8563	3
102-Consolidation of Holdings	134058						268090	4
103-Maintenance of Land Records	11250				29852			5
104-Assistance to Allottees of Surplus Land	0							6
191-Assistance to Local Bodies, Corporations etc.	0							7
796-Tribal Area Sub-plan	1305						46452	8
800-Other Expenditure	277779				200			9
911-Decuct-Recoveries of Overpayments	-251							10
Total: Expenditure on Land Reforms	617263	0	0	0	72306	0	347715	11
Charged	0							12
Voted	617263	0	0	0	72306	0	347715	13

No. 21-A-2506-ACCOUNT of EXPENDITURE on LAND REFORMS for the year ended 31st March, 2006-Contd.

Item No.	STATE GOVERNMENTS								Total carried over
	Gujarat	Haryana	Himachal Pradesh	Jammu and Kashmir	Jharkhand	Karnataka	Kerala	Madhya Pradesh	
1									74752
2		59708							59708
3						58365			58662
4		34387	49586	50085					134058
5				1050					11250
6									0
7									0
8			1279		26				1305
9				217959	110	210	40477		277779
10							-251		-251
11	0	94095	50865	269094	136	58575	40226	0	617263
12									0
13	0	94095	50865	269094	136	58575	40226	0	617263

No. 21-A-2506-ACCOUNT of EXPENDITURE on LAND REFORMS for the year ended 31st March, 2006-Conclid.

Item No.	STATE GOVERNMENTS								Total
	Punjab	Rajasthan	Sikkim	Tamil Nadu	Tripura	Uttar Pradesh	Uttarakhand	West Bengal	
1					89880				201228
2									60719
3								129453	225935
4									402148
5				60438					101540
6						831			831
7									0
8									47757
9			2993					6013	286985
10									-251
11	0	0	2993	60438	89880	831	0	135466	1326892
12									0
13	0	0	2993	60438	89880	831	0	135466	1326892

No. 21-C-6506-ACCOUNT of LOANS for LAND REFORMS showing the amounts ADVANCED and REPAYED during the year ended 31st March, 2006 and the BALANCES of such LOANS at the commencement and at the end of the year 2005-06

	Union Government	U.T. Govt. Puducherry	STATE GOVERNMENTS							Item No.
			Andhra Pradesh	Arunachal Pradesh	Assam	Bihar	Chhattisgarh	NCT Delhi	Goa	
(In thousands of rupees)										
104-Loans to Allottees of surplus Land-										
Balance 1st April, 2005										1
Advanced during the year										2
Repaid during the year										3
Balance 31st March, 2006	0	0	0	0	0	0	0	0	0	4
190-Loans to Public Sector and other Undertakings-										
Balance 1st April, 2005										5
Advanced during the year										6
Repaid during the year										7
Balance 31st March, 2006	0	0	0	0	0	0	0	0	0	8
796-Tribal Area Sub-plan-										
Balance 1st April, 2005										9
Advanced during the year										10
Repaid during the year										11
Balance 31st March, 2006	0	0	0	0	0	0	0	0	0	12
800-Other Loans-										
Balance 1st April, 2005					2979	22476				13
Advanced during the year										14
Repaid during the year						61				15
Balance 31st March, 2006	0	0	0	0	2979	22415		0	0	16
Total : Loans for Land Reforms -										
Balance 1st April, 2005	0	0	0	0	2979	(A) 22476	0	0	0	17
Advanced during the year	0	0	0	0	0	0	0	0	0	18
Repaid during the year	0	0	0	0	0	61	0	0	0	19
Balance 31st March, 2006	0	0	0	0	2979	22415	0	0	0	20
Interest received and credited to revenue										21

(A) Opening balance includes the undivided closing balance of Composit Bihar as on 14.11.2000.

**No. 21-C-6506-ACCOUNT of LOANS for LAND REFORMS showing the amounts ADVANCED and REPAYD
during the year ended 31st March, 2006 and the BALANCES of such LOANS at the
commencement and at the end of the year 2005-06-Contd.**

Item No.	STATE GOVERNMENTS								(In thousands of rupees)
	Gujarat	Haryana	Himachal Pradesh	Jammu and Kashmir	Jharkhand	Karnataka	Kerala	Madhya Pradesh	Total carried over
1			-677						-677
2									0
3			70						70
4	0	0	-747	0	0	0	0	0	-747
5									0
6									0
7									0
8	0	0	0	0	0	0	0	0	0
9			670						670
10									0
11									0
12	0	0	670	0	0	0	0	0	670
13					-20	-14			25421
14									0
15									61
16	0	0	0	0	-20	-14 (A)	0	0	25360
17	0	0	-7	0	-20	-14	0	0	25414
18	0	0	0	0	0	0	0	0	0
19	0	0	70 (A)	0	0	0	0	0	131
20	0	0	-77	0	-20	-14	0	0	25283
21									0

(A) Minus balance is under investigation.

Loans and Advances

No. 21-C-6506-ACCOUNT of LOANS for LAND REFORMS showing the amounts ADVANCED and REPAYED during the year ended 31st March, 2006 and the BALANCES of such LOANS at the commencement and at the end of the year 2005-06-Contd.

	Total brought forward	STATE GOVERNMENTS						Item No.
		Maharashtra	Manipur	Meghalaya	Mizoram	Nagaland	Orissa	
(In thousands of rupees)								
1C- Loans to Allottees of surplus Land-								
Balance 1st April, 2005	-677							1
Advanced during the year	0							2
Repaid during the year	70							3
Balance 31st March, 2006	-747	0	0	0	0	0	0	4
190-Loans to Public Sector and other Undertakings-								
Balance 1st April, 2005	0							5
Advanced during the year	0							6
Repaid during the year	0							7
Balance 31st March, 2006	0	0	0	0	0	0	0	8
796-Tribal Area Sub-plan-								
Balance 1st April, 2005	670							9
Advanced during the year	0							10
Repaid during the year	0							11
Balance 31st March, 2006	670	0	0	0	0	0	0	12
800-Other Loans-								
Balance 1st April, 2005	25421	-101						13
Advanced during the year	0							14
Repaid during the year	61	4						15
Balance 31st March, 2006	25360	-105 (A)	0	0	0	0	0	16
Total : Loans for Land Reforms -								
Balance 1st April, 2005	25414	-101	0	0	0	0	0	17
Advanced during the year	0	0	0	0	0	0	0	18
Repaid during the year	131	4	0	0	0	0	0	19
Balance 31st March, 2006	25283	-105	0	0	0	0	0	20
Interest received and credited to revenue	0							21

(A) Minus balance is under investigation.

No. 21-C-6506-ACCOUNT of LOANS for LAND REFORMS showing the amounts ADVANCED and REPAYED during the year ended 31st March, 2006 and the BALANCES of such LOANS at the commencement and at the end of the year 2005-06-Concid.

Item No.	STATE GOVERNMENTS								Total
	Punjab	Rajasthan	Sikkim	Tamil Nadu	Tripura	Uttar Pradesh	Uttarakhand	West Bengal	
1		609		-21		4020			3931
2									0
3		6							76
4	0	603	0	-21 (A)	0	4020	0	0	3855
5									0
6									0
7									0
8	0	0	0	0	0	0	0	0	0
9									670
10									0
11									0
12	0	0	0	0	0	0	0	0	670
13				-29					25291
14									0
15									65
16	0	0	0	-29 (A)	0	0	0	0	25226
17	0	609	0	-50	0	4020	0	0	29892
18	0	0	0	0	0	0	0	0	0
19	0	6	0	0	0	0	0	0	141
20	0	603	0	-50	0	4020 (B)	0	0	29751
21									0

(A) Minus Balance is under examination.

(B) An amount of Rs.4020 thousands are yet to be apportioned between U.P. and Uttarakhand.

Loans and Advances

**No. 22-0515-ACCOUNT of RECEIPTS from OTHER RURAL DEVELOPMENT PROGRAMMES for the
year ended 31st March, 2006**

(In thousands of rupees)

	Union Government	U.T. Govt. Puducherry	STATE GOVERNMENTS							Item No.
			Andhra Pradesh	Arunachal Pradesh	Assam	Bihar	Chhattisgarh	NCT Delhi	Goa	
101-Receipts under Panchayati Raj Acts						7671	3174		1	1
102-Receipt from Community Development Projects	2381						5486			2
501-Service and Services Fee										3
800-Other Receipts	1608	288	1876575	54	651	93930	11412	1841	54	4
900-Deduct-Refunds							-20			5
Total: Receipts from Other Rural Development Programmes	3989	288	1876575	54	651	101601	20062	1841	55	6

**No. 22-0515-ACCOUNT of RECEIPTS from OTHER RURAL DEVELOPMENT PROGRAMMES for the
year ended 31st March, 2006-Contd.**

(In thousands of rupees)

	Total brought forward	STATE GOVERNMENTS						Item No.
		Maharashtra	Manipur	Meghalaya	Mizoram	Nagaland	Orissa	
101-Receipts under Panchayati Raj Acts	83010	6338						1
102-Receipt from Community Development Projects	33468							2
501-Service and Services Fee	0	16229						3
800-Other Receipts	6658309	391746		27	7457	740	2956	4
900-Deduct-Refunds	-183							5
Total: Receipts from Other Rural Development Programmes	6774604	414313	0	27	7457	740	2956	6

No. 22-0515-ACCOUNT of RECEIPTS from OTHER RURAL DEVELOPMENT PROGRAMMES for the year ended 31st March, 2006-Contd.

Item No.	STATE GOVERNMENTS								Total carried over
	Gujarat	Haryana	Himachal Pradesh	Jammu and Kashmir	Jharkhand	Karnataka	Kerala	Madhya Pradesh	
1	21868	13802	402		12226	2535		21331	83010
2		1316	14126				178	9981	33468
3									0
4	173113	22142	4664	478	178421	4265098 [@]	1628	26352	6658309
5	-101	-11						-51	-183
6	194880	37249	19192	478	190647	4267633	1806	57613	6774604

No. 22-0515-ACCOUNT of RECEIPTS from OTHER RURAL DEVELOPMENT PROGRAMMES for the year ended 31st March, 2006-Concl'd.

Item No.	STATE GOVERNMENTS								Total
	Punjab	Rajasthan	Sikkim	Tamil Nadu	Tripura	Uttar Pradesh	Uttarakhand	West Bengal	
1	90	7698		11855		178936	11190	13878	312995
2	1					19001		7590	60060
3									16229
4	7472	301	13089	17312	1332	134510	2124	1654	7239029
5	-28			-11		-1005			-1227
6	7535	7999	13089	29156	1332	331442	13314	23122	7627086

[@] Includes Rs.4255290 thousand representing the outstanding credit balance as on 31.03.2005 under Deposit of Local funds, Panchayat Bodies Funds transferred from Public account to Revenue Receipt.

**No. 22-A-2515-ACCOUNT of EXPENDITURE on OTHER RURAL DEVELOPMENT PROGRAMMES for the
year ended 31st March, 2006**

(In thousands of rupees)

	Union Government	U.T. Govt. Puducherry	STATE GOVERNMENTS							Item No.
			Andhra Pradesh	Arunachal Pradesh	Assam	Bihar	Chhattisgarh	NCT Delhi	Goa	
001-Direction and Administration	31634	6030	1185324	371763	751204	570855	160680	1067	28869	1
003-Training	396568		27305		2751	2150	25593		474	2
004-Research										3
101-Panchayati Raj	392640	75567	36563	3175	272982	37005	2696668	6690	172305	4
102-Community Development	1941	25539			548	946066	979743	12186	158766	5
103-Dry Land Development Programme										6
190-Assistance to Public Sector and Other Undertakings										7
15: Assistance to Local Bodies, Corporations etc.										8
196-Assistance to Zila Parishads/ District Level Panchayats	98675		4947714			37480				9
197-Assistance to Block Panchayats/ Intermediate Level Panchayats	50727		2145231			194880				10
198-Assistance to Gram Panchayat	170091		2569570			2980348				11
789-Special Component Plan for Scheduled Castes		9705								12
792-Irrecoverable Loans Written off										13
796-Tribal Area Sub-plan	500						695980			14
798-International Co-operation	8753									15
799-Suspense										16
800-Other Expenditure	3478262	71245	193475		558889	682672	299702	9777		17
911-Deduct-Recoveries of Overpayments		-2022							-3598	18
Total: Expenditure on Other Rural Development Programmes	4629791	186064	11105182	374938	1586374	5451456	4858366	29720	356816	19
Charged			185		100					20
Voted	4629791	186064	11104997	374938	1586274	5451456	4858366	29720	356816	21

**No. 22-A-2515-ACCOUNT of EXPENDITURE on OTHER RURAL DEVELOPMENT PROGRAMMES for the
year ended 31st March, 2006-Contd.**

(In thousands of rupees)

Item No.	STATE GOVERNMENTS								Total carried over
	Gujarat	Haryana	Himachal Pradesh	Jammu and Kashmir	Jharkhand	Karnataka	Kerala	Madhya Pradesh	
1		414802		510477	533190	5903	602635	378643	5553076
2	7134	14467	3374		7166		40882	16310	544174
3									0
4	1561728	1444698	478329		11833	490385	269	3620973	11301810
5	2078685	195744	308514	270639	532410	21973	285414	1926812	7744980
6									0
7									0
8									0
						499683	1359552		6943104
10						1044575	1611275		5046688
11						3448112	6737942		15906063
12								507440	517145
13									0
14	442270		53585		928875			37527	2158737
15									8753
16									0
17	1460652			109670	475401	742577	2618958	321180	11022460
18							-343823		-349443
19	5550469	2069711	843802	890786	2488875	6253208	12913104	6808885	66397547
20			454						739
21	5550469	2069711	843348	890786	2488875	6253208	12913104	6808885	66396808

No. 22-A-2515-ACCOUNT of EXPENDITURE on OTHER RURAL DEVELOPMENT PROGRAMMES for the year ended 31st March, 2006-Contd.

	Total brought forward	STATE GOVERNMENTS						Item No.
		Maharashtra	Manipur	Meghalaya	Mizoram	Nagaland	Orissa	
001-Direction and Administration	5553076		5083	115280	81206		69455	1
003-Training	544174	2105				18860	6018	2
004-Research	0							3
101-Panchayati Raj	11301810	2140038	60568			40000	4150	4
102-Community Development	7744980	14609	94422	58041	62600	112718	335236	5
103-Dry Land Development Programme	0							6
190-Assistance to Public Sector and Other Undertakings	0							7
191-Assistance to Local Bodies, Corporations etc.	0							8
196-Assistance to Zila Parishads/ District Level Panchayats	6943104						15013	9
197-Assistance to Block Panchayats/ Intermediate Level Panchayats	5046688						22857	10
198-Assistance to Gram Panchayat	15906063						1859925	11
789-Special Component Plan for Scheduled Castes	517145							12
792-Irrecoverable Loans Written off	0							13
796-Tribal Area Sub-plan	2158737							14
798-International Co-operation	8753							15
799-Suspense	0							16
800-Other Expenditure	11022460	2835106		483218		205800	4066	17
911-Deduct-Recoveries of Overpayments	-349443	-20845						18
Total: Expenditure on Other Rural Development Programmes	66397547	4971013	160073	656539	143806	377378	2316720	19
Charged	739							20
Voted	66396808	4971013	160073	656539	143806	377378	2316720	21

**No. 22-A-2515-ACCOUNT of EXPENDITURE on OTHER RURAL DEVELOPMENT PROGRAMMES for the
year ended 31st March, 2006-Concl'd.**

Item No.	STATE GOVERNMENTS								Total
	Punjab	Rajasthan	Sikkim	Tamil Nadu	Tripura	Uttar Pradesh	Uttarakhand	West Bengal	
1	423918	71762	-	-1152060	242282	76832	7595	171150	7969699
2	-	22311	6500	12283	338467	125795	14946	3033	1094492
3	-	-	-	-	-	15654	-	-	15654
4	-	-	35810	-	-	2058133	542950	2449742	18633201
5	-	-	-	239323	-	2138402	1146675	814528	12761534
6	-	-	-	-	-	-	-	-	0
7	-	-	-	-	-	-	-	-	0
8	-	-	-	-	-	-	-	-	0
9	-	600871	37715	-	-	-	-	-	7596703
10	-	1516420	-	-	-	-	-	-	6585965
11	-	6266841	173285	-	-	-	-	7000	24213114
12	-	-	-	-	-	-	-	38116	555261
13	-	-	-	-	-	-	-	-	0
14	-	-	-	4323	-	2250	52440	9314	2227064
15	-	-	-	-	-	-	-	-	8753
16	21114	-	-	-	-	-	-	-	21114
17	5590	64191	-	2536228	-	12565458	371538	5187275	35280930
18	-	-	-	-8900	-	-	-	-	-379188
19	450622	8542396	253310	3935317	580749	16982524	2136144	8680158	116584296
20	-	7308	-	-	-	5415	-	-	13462
21	450622	8535088	253310	3935317	580749	16977109	2136144	8680158	116570834

(C) Excludes Rs.116000 thousands spent out of Advance from the contingency fund during the year 2005-06 and recouped to the fund during 2005-06.

(D) Excludes Rs.176371 thousands spent out of advance from the contingency fund upto 31-3-2005 and recouped to the fund during 2005-06.

@ Includes Rs. 190 thousands as clearance of OB Susapese pertaining to the year 2003-04 and 2004-05.

(*) Includes Rs. 462 thousands as clearance of OB Susapese pertaining to the year 2003-04 and 2004-05

(#) Includes expenditure of Rs. 116000 thousands spent out of the advance from Contingency Fund during the year 2004-05 and recouped during 2005-06.

(E) Includes Rs.11964 thousands spent out of advance from Contingency Fund during current year and recouped to the fund during the year Economic Services

No. 22-B-4516-ACCOUNT of CAPITAL OUTLAY on OTHER RURAL DEVELOPMENT PROGRAMMES during and to the end of the year 2005-06

	(In thousands of rupees)	
	Expenditure	
	During the year	To end of the year
UNION GOVERNMENT		
101-Panchayati Raj	21000	204164
102-Community Development	-	6004
103-Rural Development	-	-
800-Other Expenditure	-	81574
901-Deduct-Receipts and Recoveries on Capital Account	-	-473
Total: Union Government	21000	291269
STATE GOVERNMENTS		
ANDHRA PRADESH		
101-Panchayat Raj	-	13317380
102-Community Development	-	3072
103-Rural Development	904633	2784734
196-Assistance to Zilla Parishads	1908980	1908980
197-Assistance to Mandal Praja Parishad	165951	165951
789-Special Component Plan for Scheduled Castes	208306	283839
796-Tribal Area Sub-Plan	17400	62035
800-Other Expenditure	-	1680
Total : Government of Andhra Pradesh	3205270	18527651
ARUNACHAL PRADESH		
101-Panchayati Raj	20000	29294
103-Rural Development	4050	138848
800-Other Expenditure	-	38303
Total: Government of Arunachal Pradesh	24050	206445
ASSAM		
103-Rural Development	-	1929
Total: Government of Assam	0	1929
BIHAR		
101-Panchayati Raj	-	106800
102-Community Development	-	-
103-Rural Development	4042269	31047727
796-Tribal Area Sub-Plan	-	2242050
Total: Government of Bihar	4042269	33396577
CHHATTISGARH		
101-Panchayati Raj	5000	5000
102-Community Development	1788	3829
103-Rural Development	-	-
789-Special Component Plan for Scheduled Castes	45468	203889
796-Tribal Area Sub-Plan	155136	679926
800-Other Expenditure-Housing	247842	1801364
Total : Government of Chhattisgarh	455234	2694008
NCT DELHI		
101-Panchayati Raj	68286	206661
102-Community Development	-	12504
103-Rural Development	252167	3410842
Total: Government of NCT DELHI	320453	3630007
GOA		
101-Panchayati Raj	832	832
103-Rural Development	-	5000
Total : Government of Goa	832	5832
GUJARAT		
103-Rural Development-Building	-	4194
800-Other Expenditure	-	1944
Total: Government of Gujarat	0	6138

(A) Departmental Expenditure on Capital Account is included in the above figures.

No. 22-B-4515-ACCOUNT of CAPITAL OUTLAY on OTHER RURAL DEVELOPMENT PROGRAMMES during and to the end of the year 2005-06-Contd.

	(In thousands of rupees)	
	Expenditure	
	During the year	To end of the year
HIMACHAL PRADESH		
101-Panchayati Raj	35044	59618
102-Community Development	-	6058
103-Rural Development	-	100
Total: Government of Himachal Pradesh	35044	65776
JAMMU AND KASHMIR		
102-Community Development	-	466324
103-Rural Development	417723	1915242
800-Other Expenditure	65449	1319417
Total: Government of Jammu & Kashmir	483172	3700983
JHARKHAND		
103-Rural Development	2376402	8351242
796-Tribal Area Sub-Plan	3274118	11888051
799-Suspense	-1100	-1100
Total : Government of Jharkhand	5649420	20238193
KARNATAKA		
102-Community Development	-	98256
103-Rural Development	9603	266986
800-Other Expenditure	-	3070
901-Deduct-Receipts & Recoveries on Capital Account	-22	-1505
Total: Government of Karnataka	9581	366807
MADHYA PRADESH		
101-Panchayati Raj	-	211080
102-Community Development	-	49197
103-Rural Development	-	324435
789-Special Component Plan for Scheduled Castes	587058	1771215
796-Tribal Area Sub-Plan	591165	3713676
800-Other Expenditure	2679367	14379326
Total: Government of Madhya Pradesh	3857590	20448929 (A)
MAHARASHTRA		
102-Community Development	4637599	4641181
190-Investment in Public Sector and Other Undertakings	-	479
800-Other Expenditure	-	-
Total Government of Maharashtra	4637599	4641660
MANIPUR		
102-Community Development	-	60
800-Other Expenditure	1812	416460
Total : Government of Manipur	1812	416520
MEGHALAYA		
102-Community Development	4339	132472
Total : Government of Meghalaya	4339	132472
MIZORAM		
001-Direction and Administration	-	9073
101-Panchayati Raj	-	1209
102-Community Development	27470	230917
103-Rural Development	-	7390
800-Other Expenditure	-	71
Total : Government of Mizoram	27470	248660

(A) Includes Rs.7139515 thousands yet to be apportioned between M.P. and Chhattisgarh.

No. 22-B-4515-ACCOUNT of CAPITAL OUTLAY on OTHER RURAL DEVELOPMENT PROGRAMMES during and to the end of the year 2005-06-Concl'd.

	(In thousands of rupees)	
	Expenditure	
	During the year	To end of the year
NAGALAND		
103-Rural Development	5000	24223
Total : Government of Nagaland	5000	24223
ORISSA		
102-Community Development	--	1413
103-Rural Development	--	5046
800-Other Expenditure	--	13255
Total : Government of Orissa	0	19714
PUNJAB		
102-Community Development	37500	37500
103-Rural Development	166046	1808079
789-Special component plan for Scheduled Castes	--	206819
800-Other Expenditure	246051	403061
Total : Government of Punjab	449597	2455459
RAJASTHAN		
101-Panchayati Raj	1658021	13895229
102-Community Development	1644	65689
103-Rural Development	4485	19933
789-Special component plan for Scheduled Castes	398800	1375477
796-Tribal Area Sun-Plan	229219	1343131
800-Other Expenditure	175000	1062864
Total : Government of Rajasthan	2467169	17762323
SIKKIM		
101-Panchayati Raj	62030	255300
102-Community Development	3072	11268
103-Rural Development	--	17000
Total : Government of Sikkim	65102	283568
TAMIL NADU		
101-Panchayati Raj	1805000	3330019
102-Community Development	19515	366577
103-Rural Development	314720	1047066 (A)
190-Investments in Public Sector and Other Undertakings	--	1500 (D)
800-Other Expenditure	3960398	8030917
Total : Government of Tamil Nadu	6099633	12776079
TRIPURA		
001-Direction & Administration	--	--
101-Panchayati Raj	61269	670250
103-Rural Development	13274	497390
800-Other Expenditure	--	150810
Total : Government of Tripura	74543	1318450
UTTAR PRADESH		
102-Community Development	1106492	3668183
103-Rural Development	--	37800
800-Other Expenditure	5525429	20569352
Total : Government of Uttar Pradesh	6631921 (B)	24275335 (C)
UTTARAKHAND		
102-Community Development	308919 (E)	1151056
796-Tribal Area Sun-Plan	8799	8799
Total : Government of Uttarakhand	317718	1159855
WEST BENGAL		
101-Panchayati Raj	--	9747
102-Community Development	310	103562
103-Rural Development	--	2636
800-Other Expenditure	--	5760
Total : Government of West Bengal	310	121705
Total : Capital Outlay on Other Rural Development Programmes	38886128	169216567


(A) Includes Rs. 19354 thousands adjusted proforma in rectification of misclassification during previous years.

(B) Includes Rs.8393 thousands spent out of advances from the Contingency Fund upto 31/03/2002 and recouped to the Fund during 2005-06.

(C) Includes Rs. 2133244 thousands yet to be apportioned between U.P. and Uttarakhand.

(D) Includes Rs. (-) 19354 thousands adjusted proforma in rectification of misclassification during previous years.

(E) Excludes Rs. 61319 thousands spent from Contingency Fund during 2005-06 but not recouped till the close of the year.



No. 22-C-6515-ACCOUNT of LOANS for OTHER RURAL DEVELOPMENT PROGRAMMES showing the amounts ADVANCED and REPAID during the year ended 31st March, 2006 and the BALANCES of such Loans at the commencement and at the end of the year 2005-06

	Union Government	U.T. Govt. Puducherry	STATE GOVERNMENTS							Item No.
			Andhra Pradesh	Arunachal Pradesh	Assam	Bihar	Chhattisgarh	NCT Delhi	Goa	
(In thousands of rupees)										
101-Panchayatl Raj-										
Balance 1st April, 2005	507	7334	64		4641	20165			5364	1
Advanced during the year										2
Repaid during the year		883							364	3
Balance 31st March, 2006	507	6451	64	0	4641	20165	0	0	5000	4
102-Community Development-										
Balance 1st April, 2005	-437	5	241			486797	1970	160	182	5
Advanced during the year	100					35024				6
Repaid during the year	94					661			3	7
Balance 31st March, 2006	-431	5	241	0	0	521160	1970	160	179	8
103-Rural Works Programmes-										
Balance 1st April, 2005	-1						3844			9
Advanced during the year								400000		10
Repaid during the year										11
Balance 31st March, 2006	(B) -1	0	0	0	0	0	3844	400000	0	12
190-Loans to Public Sector and other Undertakings-										
Balance 1st April, 2005										13
Advanced during the year										14
Repaid during the year										15
Balance 31st March, 2006	0	0	0	0	0	0	0	0	0	16
796-Tribal Area Sub-plan-										
Balance 1st April, 2005							16			17
Advanced during the year										18
Repaid during the year										19
Balance 31st March, 2006	0	0	0	0	0	0	16	0	0	20
800-Other Loans-										
Balance 1st April, 2005								1261942		21
Advanced during the year								200000		22
Repaid during the year								49377		23
Balance 31st March, 2006	0	0	0	0	0	0	0	1412565	0	24
Total : Loans for other Rural Development Programmes										
Balance 1st April, 2005	89	7339	305	0	4641	508962	5830	1262102	5546	25
Advanced during the year	100	0	0	0	0	35024	0	600000	0	26
Repaid during the year	94	883	0	0	0	661	0	49377	367	27
Balance 31st March, 2006	75	6458	305	0	4641	541325	5830	1812725	5179	28
Interest received and credited to revenue		1	86						38	29

(A) Opening balance includes the undivided closing balance of Composit Bihar as on 14.11.2000.

(B) Adverse balance is under investigation.

No. 22-C-6515-ACCOUNT of LOANS for OTHER RURAL DEVELOPMENT PROGRAMMES showing the amounts ADVANCED and REPAYED during the year ended 31st March, 2006 and the BALANCES of such Loans at the commencement and at the end of the year 2005-06-Contd.

Item No.	STATE GOVERNMENTS								Total carried over
	Gujarat	Haryana	Himachal Pradesh	Jammu and Kashmir	Jharkhand	Karnataka	Kerala	Madhya Pradesh	
1		1	1557	112		28311	1121		69177
2			100						100
3			95				162		1504
4	0	1	1562	112	0	28311	959	0	67773
5	22471	20462	254	429	23476	17247		5389	578646
6		9000			12207				56331
7		2021	39						2818
8	22471	27441	215	429	35683	17247	0	5389	632159
9	1244					13185		10539	28811
10									400000
11								2	2
12	1244	0	0	0	0	13185	0	10537	428809
13									0
14									0
15									0
16	0	0	0	0	0	0	0	0	0
17			1356			8424		46	9842
18									0
19			20						20
20	0	0	1336	0	0	8424	0	46	9822
21							4672		1266614
22									200000
23									49377
24	0	0	0	0	0	0	4672	0	1417237
25	23715	20463	3167	541	23476	67167	5793	15974	1953090
26	0	9000	100	0	12207	0	0	0	853431
27	0	2021	154	0	0	0	162	2	53721
28	23715	27442	3113	541	35683	67167	5631	15972	2556206
29		187831	6						197952

Loans and Advances

No. 22-C-6515-ACCOUNT of LOANS for OTHER RURAL DEVELOPMENT PROGRAMMES showing the amounts ADVANCED and REPaid during the year ended 31st March, 2006 and the BALANCES of such Loans at the commencement and at the end of the year 2005-06-Contd.

	Total brought forward	STATE GOVERNMENTS					Orissa	Item No.
		Maharashtra	Manipur	Meghalaya	Mizoram	Nagaland		
^(In thousands of rupees)								
101-Panchayat Raj-								
Balance 1st April, 2005	69177	4065					64	1
Advanced during the year	100	10000						2
Repaid during the year	1504	2084					31	3
Balance 31st March, 2006	67773	11981	0	0	0	0	33	4
102-Community Development-								
Balance 1st April, 2005	578646	17964	78				5435	5
Advanced during the year	56331							6
Repaid during the year	2818	9					247	7
Balance 31st March, 2006	632159	17955	78	0	0	0	5188	8
103-Rural Works Programmes-								
Balance 1st April, 2005	28811	5928						9
Advanced during the year	400000							10
Repaid during the year	2	8						11
Balance 31st March, 2006	428809	5920	0	0	0	0	0	12
190-Loans to Public Sector and other Undertakings-								
Balance 1st April, 2005	0							13
Advanced during the year	0							14
Repaid during the year	0							15
Balance 31st March, 2006	0	0	0	0	0	0	0	16
796-Tribal Area Sub-plan-								
Balance 1st April, 2005	9842						3522	17
Advanced during the year	0							18
Repaid during the year	20						100	19
Balance 31st March, 2006	9822	0	0	0	0	0	3422	20
800-Other Loans-								
Balance 1st April, 2005	1266614							21
Advanced during the year	200000							22
Repaid during the year	49377							23
Balance 31st March, 2006	1417237	0	0	0	0	0	0	24
Total : Loans for other Rural Development Programmes								
Balance 1st April, 2005	1953080	27957	78	0	0	0	9021	25
Advanced during the year	656431	10000	0	0	0	0	0	26
Repaid during the year	53721	2101	0	0	0	0	378	27
Balance 31st March, 2006	2555800	35856	78	0	0	0	8643	28
Interest received and credited to revenue	187962							29

No. 22-C-6515-ACCOUNT of LOANS for OTHER RURAL DEVELOPMENT PROGRAMMES showing the amounts ADVANCED and REPAID during the year ended 31st March, 2006 and the BALANCES of such Loans at the commencement and at the end of the year 2005-06-Concl'd.

(In thousands of rupees)

Item No.	STATE GOVERNMENTS								Total
	Punjab	Rajasthan	Sikkim	Tamil Nadu	Tripura	Uttar Pradesh	Uttarakhand	West Bengal	
1.	9694			-1579		1771		28698	111890
2.									10100
3.	298			-1977				3	1943
4.	9396	0	0	398	0	1771	0	28695	120047
5.	20058	1553		-27447	3972	11170		218896	830325
6.									56331
7.	399	9		-26387				4056	-18849
8.	19659	1544	0	-1060	3972	11170	0	214840	905505
9.		24705		33040		346		1854	94684
10.									400000
11.		6		21426					21442
12.	0	24699	0	11614	0	346	0	1854	473242
13.									0
14.									0
15.									0
16.	0	0	0	0	0	0	0	0	0
17.									13364
18.									0
19.									120
20.	0	0	0	0	0	0	0	0	13244
21.				116165					1382779
22.									200000
23.				52359					101736
24.	0	0	0	63806	0	0	0	0	1481043
25.	29752	26258	0	120179	3972	13287	0	249448	2433042
26.	0	0	0	0	0	0	0	0	666431
27.	697	15	0	45421	0	0	0	4059	106392
28.	29055	26243	0	74758	3972	13287	0	245389	2993081
29.	176								188138

(A) An amount of Rs.13287 thousands is yet to be apportioned between U.P. and Uttarakhand.


(B) Minus balance isj under examination.

Loans and Advances

No. 23-0551 - ACCOUNT of RECEIPTS from HILL AREAS for the year ended 31st March, 2006

(In thousands of rupees)

	STATE GOVERNMENTS										Total
	Bihar	Chhattisgarh	Jharkhand	NCT Delhi	Karnataka	Maharashtra	Tamil Nadu	Uttar Pradesh	Uttarakhand	West Bengal	
01-Western Ghats-											
800-Other Receipts					5						5
822-Cinchona Plantation											0
60-Other Hill Areas-											
101-Receipts from Crop Husbandry							9675				9675
124-Agriculture Works											0
139-Receipts from Small Irrigation											0
800-Other Receipts						6282	63		190		6535
822-Cinchona Plantation										469	469
830-Other Plantation										767	767
Total : Receipts from Hill Areas	0	0	0	0	5	6282	9738	0	190	1236	17451



No. 23-A-2661 - ACCOUNT of EXPENDITURE on HILL AREAS for the year ended 31st March, 2006

	Union Government	U.T. Govt. Puducherry	STATE GOVERNMENTS							Goa	Item No.
			Andhra Pradesh	Arunachal Pradesh	Assam	Bihar	Chhattisgarh	NCT Delhi			
(In thousands of rupees)											
01- Western Ghats-											
001-Direction and Administration										1	
101-Crop Husbandry										2	
102-Soil and Water Conservation										3	
103-Minor Irrigation										4	
104-Fisheries										5	
105-Animal Husbandry										6	
106-Forestry and Wildlife										7	
107-Sericulture Industries										8	
108-Village and Small Industries										9	
110-Medical and Public Health										10	
125-Other Scientific Research										11	
133-Tourism										12	
135-Energy Conservation Scheme										13	
136-Sewerage and Water supply										14	
191-Assistance to Local Bodies Corporations, etc.										15	
196-Assistance to Zilla Panchayats										16	
796-Tribal Area Sub Plan										17	
800-Other Expenditure									22427	18	
911-Deduct-Recoveries of Overpayments										19	
Total : 01	0	0	0	0	0	0	0	0	22427	20	
60-Other Hill Areas -											
001-Direction and Administration				248						21	
101-Crop Husbandry										22	
102-Soil and Water Conservation										23	
103-Secondary Education										24	
104-University and Higher Education										25	
105-Animal Husbandry										26	
106-Forestry and Wildlife										27	
107-Water Supplies and Sanitation										28	
108-Village and Small Industries										29	
109-Art and Culture										30	
110-Medical										31	
111-Regulation and Development of Mines										32	
125-Other Scientific Research										33	
Total : 60	0	0	0	248	0	0	0	0	0	34	
carried over to pages 256-267	0	0	0	248	0	0	0	0	0	34	
Total : 01	0	0	0	0	0	0	0	0	22427	35	
carried over to pages 266-267	0	0	0	0	0	0	0	0	22427	35	

No. 23-A-2551 - ACCOUNT of EXPENDITURE on HILL AREAS for the year ended 31st March, 2006 - Contd.

Particulars No.	STATE GOVERNMENTS								Total carried over
	Gujarat	Haryana	Himachal Pradesh	Jammu and Kashmir	Jharkhand	Karnataka	Kerala	Madhya Pradesh	
1						1877			1877
2							93515		93515
3									0
4							12861		12861
5									0
6									0
7									0
8									0
9									0
10									0
11									0
12									0
13									0
14									0
15									0
16						138126			138126
17									0
18							8202		30629
19							-5020		-5020
20	0	0	0	0	0	140003	109668	0	271988
21									248
22									0
23									0
24									0
25									0
26									0
27									0
28									0
29									0
30									0
31									0
32									0
33									0
34	0	0	0	0	0	0	0	0	248
36	0	0	0	0	0	140003	109668	0	271988

Economic Services

No. 23-A-2661 - ACCOUNT of EXPENDITURE on HILL AREAS for the year ended 31st March, 2006 - Contd.

Item No.	STATE GOVERNMENTS								Total
	Punjab	Rajasthan	Sikkim	Tamil Nadu	Tripura	Uttarakhand	Uttar Pradesh	West Bengal	
1									4245
2				10494					179312
3				3781					118248
4									12861
5									-17
6				10635					10635
7				3538					3538
8									2499
9				1628					1628
10				3093					3093
11				2300					2300
12				3500					3500
13				6365					6365
14									0
15									1139
16									138126
17									0
18									46570
19				458					5478
20	0	0	0	44876	0	0	0	0	628664
21				1326					1576
22				33363				243488	276851
23									0
24									0
25									0
26				5983					5983
27				3969					3969
28									0
29				224					224
30									0
31				400					400
32				1084					1084
33				1500					1500
34	0	0	0	47861	0	0	0	243488	291687
35	0	0	0	44876	0	0	0	0	528664

Economic Services

No. 23-A-2661 - ACCOUNT of EXPENDITURE on HILL AREAS for the year ended 31st March, 2006 - Contd.

(In thousands of rupees)

	Union Government	U.T. Govt. Puducherry	STATE GOVERNMENTS						Item No.	
			Andhra Pradesh	Arunachal Pradesh	Assam	Bihar	Chhattisgarh	NCT Delhi		Goa
Total : 01 brought forward from pages 262-263	0	0	0	0	0	0	0	0	22427	1
Total : 60 brought forward from pages 262-263	0	0	0	248	0	0	0	0	0	2
60 - Other Hill Areas-										
128-Welfare of Other Backward Classes										3
130-Labour										4
131-Labour Employment										5
132-Training										6
134-Social Welfare										7
135-Energy Conservation Scheme										8
138-Science, Technology and Environment										9
140-Agriculture										10
141-Soil and Water Conservation										11
142-Animal Husbandry										12
143-Dairy Development										13
144-Fisheries										14
145-Fisheries										15
151-Co-operation										16
152- Integrated Rural Development Programme										17
153- Land Reforms										18
154-Other Rural Development										19
161-Thermal Power Generation										20
163-Non-Conventional Source of Energy										21
164-Village and Small Industries										22
167-Regulation and Development of Mines										23
170-Road and Transport										24
172-Ecology and Environment										25
173-Secretariat Economic Services										26
175-Tourism										27
176- General Civil Supplies										28
177-Other General Economic Services										29
178-Institutional Finance										30
179-Civil Aviation										31
180-Revenue										32
191-Assistance to Darjeeling Hill Council										33
789-Special Component Plan for Scheduled Castes										34
796-Tribal Area Sub-Plan										35
800-Other Expenditure										36
Total : 60	0	0	0	248	0	0	0	0	0	37
Total : Expenditure on Hill Areas Charged	0	0	0	248	0	0	0	0	22427	38
Voted	0	0	0	248	0	0	0	0	22427	40

COMBINED FINANCE AND REVENUE ACCOUNTS OF THE UNION AND STATE GOVERNMENTS IN INDIA FOR THE YEAR 2005-06

No. 23-A-2661 - ACCOUNT of EXPENDITURE on HILL AREAS for the year ended 31st March, 2006 - Contd.

(In thousands of rupees)

Item No.	STATE GOVERNMENTS								Total carried over
	Gujarat	Haryana	Himachal Pradesh	Jammu and Kashmir	Jharkhand	Karnataka	Kerala	Madhya Pradesh	
1	0	0	0	0	0	140003	109558	0	271988
2	0	0	0	0	0	0	0	0	248
3									0
4									0
5									0
6									0
7									0
8									0
9									0
10									0
11									0
12									0
13									0
14									0
15									0
16									0
17									0
18									0
19									0
20									0
21									0
22									0
23									0
24									0
25									0
26									0
27									0
28									0
29									0
30									0
31									0
32									0
33									0
34									0
35									0
36									0
37	0	0	0	0	0	0	0	0	248
38	0	0	0	0	0	140003	109558	0	272236
39									
40	0	0	0	0	0	140003	109558	0	272236

No. 23-A-2661 - ACCOUNT of EXPENDITURE on HILL AREAS for the year ended 31st March, 2006 - Conclid.

(In thousands of rupees)

Sl. No.	STATE GOVERNMENTS								Total
	Punjab	Rajasthan	Sikkim	Tamil Nadu	Tripura	Uttarakhand	Uttar Pradesh	West Bengal	
1	0	0	0	44876	0	0	0	0	628564
2	0	0	0	47861	0	0	0	243488	291587
3									0
4									0
5									0
6									0
7									0
8									0
9									0
10									0
11									0
12									0
13									0
14									0
15									0
16									0
17									0
18									0
19									0
20									0
21									0
22									0
23									0
24									0
25									0
26									0
27									0
28									0
29									0
30									0
31									0
32									0
33								1411265	1411265
34								3000	3000
35								150728	150728
36								184	813
37	0	0	0	47861	0	0	0	1808665	1867393
38	0	0	0	92727	0	0	0	1808665	2386957
39									
40	0	0	0	92727	0	0	0	1808665	2386957

Economic Services

No. 23-B-4551 - ACCOUNT of CAPITAL OUTLAY ON HILL AREAS during and to the end of the year 2005-06

(In thousands of rupees)

	Expenditure	
	During the year	To end of the year
STATE GOVERNMENTS		
ASSAM		
60- Other Hill Areas-		
800-Other Expenditure		2451
Total : Government of Assam	0	2451
GOA		
01-Western Ghats -		
800-Other Expenditure	15154	166265
Total : Government of Goa	15154	166265
MAHARASHTRA		
60-Other Hill Areas-		
800-Other Expenditure	426133	426133
Total : Government of Maharashtra	426133	426133
TAMIL NADU		
01-Western Ghats-		
101-Crop Husbandry	905	5125
102-Soil Conservation	33798	89594
104-Fisheries		15081
106-Forestry	34742	481265
108-Village & Small Industries		52
195-Investmenst in other Co-operative Societies		290
Total:01	69445	591407
60-Other Hill Areas-		
101-Crop Husbandry	35000	36029
102-Soil and Water Conservation	1299	1299
104-Fisheries		6015
105-Animal Husbandry		30098
106-Forestry and Wild life	36899	514875
107-Water Supply and Sanitation		35175
108-Village and Small Industries		38
110-Medical and Public Health	6300	7642
112-Nutrition		3255
114-Community Development	6100	113247
118-Housing		16667
125-Other Scientific Research	18753	18753
131-Roads and Bridges	15686	236329
135-Energy Conservation Scheme	5791	5791
139-Development in Local Bodies	28825	187194
141-Other Buildings		2144
195-Investments in Co-operatives		11549
337-Road Works		63520
800-Other Expenditure	1305	44234
Total:60	155958	1334054

No. 23-B-4551 - ACCOUNT of CAPITAL OUTLAY ON HILL AREAS during and to the end of the year 2005-06-Contd.

(In thousands of rupees)

	Expenditure	
	During the year	To end of the year
UTTAR PRADESH		
60-Other Hill Areas -		
(A) Land Revenue		10001
Public Works		15205606
General Education		354094
Technical Education		282262
Art and Culture		6028
Agricultural Works		30457
Road Transport		147609
Public Health		151812
Roads and Bridges		729463
Social Security and Welfare		125151
Sanitation and Water Supply		-1208
Sports and Youth Welfare		89571
Welfare of SCs, BCs and STs		71369
Co-operation		75971
Hill Development		11722
Crop Husbandry		104324
Command Area Development		134791
Soil and Water Conservation		16103
Food storage and Housing		169
Animal Husbandry		187607
Dairy Development		10342
Fisheries		27117
Community Development		52647
Village and Small Industries		102523
Forestry and Wild Life		27475
Industries		444079
Sansthaat Finance		28481
Powers		2509
Major and Medium Irrigation		2648043
Minor Irrigation		358001
Civil Aviation		19425
Tourism		1090022
Other Communication Services		208227
General Public Construction		148582
Civil Supply		26304
Labour and Employment		8214

(A) Minor heads are not available in Finance Accounts.

COMBINED FINANCE AND REVENUE ACCOUNTS OF THE UNION AND STATE GOVERNMENTS IN INDIA FOR THE YEAR 2005-06

No. 23-B-4551 - ACCOUNT of CAPITAL OUTLAY ON HILL AREAS during and to the end of the year 2005-06-Concl'd.		
(In thousands of rupees)		
	Expenditure	
	During the year	To end of the year
UTTAR PRADESH		
Secretariat and Economic Services		192672
Training		9185
Rural Development Programme		706636
Formation of Uttarakhand State		27022
901-Deduct-Receipt and Recoveries on Capital Account		-574800
Total : Government of Uttar Pradesh	0	23295608
UTTARAKHAND		
60-Other Hill Areas-		
(A) Public Works		691815
General Education		15269
Technical Education		3000
Road Transport		16571
Public Health		17894
Road and Bridges		202858
Social Security and Welfare		4598
Co-operation		-80
Village and Small Industries		10000
Forestry and Wild Life		1
Major and Medium Irrigation		87082
Tourism		46584
Training		28027
Other Rural Development Programme		10000
Total : Government of Uttarakhand	0	1133619
WEST BENGAL		
60-Other Hill Areas-		
190-Investments in Public Sector and Other Undertakings	8000	104727
Total : Government of West Bengal	8000	104727
Total : Capital Outlay on Hill Areas	674690	27054264

(A) Minor heads are not available in Finance Accounts.

No. 23-C-6551- ACCOUNT of LOANS for HILL AREAS showing the amounts ADVANCED and REPAID during the year ended 31st March, 2006 and the BALANCES of such Loans at the commencement and at the end of the year 2005-06

	Balance 1st April, 2005	Amount advanced during the year	Repaid during the year	Balance as on 31st March 2006	Interest received and credited to revenue
(In thousands of rupees)					
KARNATAKA					
01-Western Ghats	1293	-	-	1293	-
Total : Government of Karnataka	1293	0	0	1293	0
MEGHALAYA					
60-Other Hill Areas-					
201-Loans to Autonomous Districts and Regional Councils	2450	-	-	2450	-
Total : Government of Meghalaya	2450	0	0	2450	0
TAMIL NADU					
01-Western Ghats-					
101-Hill Area Development Programme	-	-	3	@ -3	-
102-Loans for soil & water conservation	285218	-	1440	283778	-
127-Loans for co-operatives	1579	-	-	1579	-
133-Loans for Tourism	176	-	-714	890	-
60-Other Hill Areas-					
102-Loans for soil & water conservation	75987	-	-9	75996	-
105-Loans for Animal Husbandry	4305	-	-	4305	-
107-Loans for Water supply & Sanitation	-1	-	-	@ -1	-
108-Loans for Village & Small Industries	322	-	-	322	-
126-Loans for Tea plantation	-	-	-	0	-
133-Loans for Tourism	600	-	-	600	-
139-Loans for Special Programme for Rural Development	-1	-	-	@ -1	-
140-Loans for Dairy Development	2999	-	-	2999	-
191-Loans for Local bodies and municipalities/municipal corp.	-	-	-	0	-
800-Other Loans	-	-	-	0	-
Total : Government of Tamil Nadu	371184	0	720	370484	0
UTTAR PRADESH					
60-Other Hill Areas-					
800-Other Loans	4941504	-	-	4941504	-
Total : Government of Uttar Pradesh	4941504	0	0	4941504	0
UTTARAKHAND					
60-Other Hill Areas-					
800-Other Loans	95966	-	363	95603	-
Total : Government of Uttarakhand	95966	0	363	95603	0
WEST BENGAL					
800-Other Hill Areas-					
101-Development of Hill Areas	349508	31160	-	380668	-
Total : Government of West Bengal	349508	31160	0	380668	0
Total : State Governments	5761905	31160	1083	5791982	0


@) Minus balance is under examination.

Loans and Advances

No.24-0552-ACCOUNT of RECEIPTS from NORTH EASTERN AREAS for the year ended 31st March, 2006


(In thousands of rupees)

	Union Government	STATE GOVERNMENTS									Total
		Arunachal Pradesh	Assam	NCT Delhi	Manipur	Meghalaya	Mizoram	Nagaland	Tripura	Uttaranchal	
102-Other Items											0
800-Other Receipts			118681			3		115			118799
Total: Receipts from North Eastern Areas	0	0	118681	0	0	3	0	115	0	0	118799



No. 24-A-2552 - ACCOUNT of EXPENDITURE on NORTH EASTERN AREAS for the year ended 31st March, 2006

	Union Government	STATE GOVERNMENTS							Total
		Arunachal Pradesh	Assam	Manipur	Meghalaya	Mizoram	Nagaland	Tripura	
002-Agricultural Development									0
003-Para Medical Training						4334		2500	6834
004-Animal Husbandry						507			507
005-Fishries						9254			9254
006-Industry and Minerals						3135			3135
007-Sports and Youth Affairs									0
008-N.E.C.									0
010-Environmental Forest						3714			3714
011-Sports, Youth Services and Games						10000			10000
012-Soil & Water Conservation						4734			4734
101-Fisheries Inland							25230	9992	35222
102-Soil Conservation					5595		11522		17117
103-Seeds					400		2336		2736
104-Sports and Games	68863				18500	22856			110219
105-Forest Produce Sericulture Industries	10105							3081	13186
107-Semi culture Industries				894					894
108-Commercial Crops							619		619
109-Extention and Training								3150	3150
110-Hospital & Dispensary									0
112-Higher & Technical Education						1404			1404
119-Horticulture Crops					1980		11691		13671
200-Other Systems				5000				812	5812
201-Agriculture and allied programme									0
202-Technical Education	142500								142500
203-Industries and Minerals.									0
204-Transport & Communication									0
206-Social & Communication Services									0
207-Rural Development Renewable Energy									0
209-Forest Department			5500						5500
210-General (Medical and Public Health)	437500								437500
211-Health and Family Welfare Departments			39633						39633
212-Public Works Department									0
214-Agriculture Deptt.			7336						7336
219-Education Department			2500						2500
277-Education					400		452		852
800-Other Expenditure	2750792	44190		14502	13633	15324	4400		2842841
801-General (Power)	16656								16656
Total carried over	3426416	44190	54969	20396	40508	75262	56250	19535	3737528
Charged									0
Voted	3426416	44190	54969	20396	40508	75262	56250	19535	3737528



No. 24-B-4552 - ACCOUNT OF CAPITAL OUTLAY on NORTH EASTERN AREAS during and to the end of the year 2005-06

	(In thousands of rupees)	
	Expenditure	
	During the year	To end of the year
UNION GOVERNMENT		
054-Roads and Bridges	30000	11049696
055-Police	6760	91063
056-Inland Water Transport	-	31300
102-Civil Supplies	9682	27146
201-Power	-	8591142
202-Civil Aviation	400000	2797020
210-Medical and Public Health	38000	414012
435-Other Agriculture Programmes	-	29103
800-Other Expenditure	74115	7611789
851-Village and Small Industries	-	10000
852-Industries	-	89602
Total: Union Government	658557	30741873
STATE GOVERNMENTS		
ASSAM		
001-Direction and Administration	-	5075
052-Machinery and Equipment Public Works	-	407064
101-Veterinary Services and Animal Health	-	616
120-Fisheries Co-operatives	-	31
190-Investments in Public Sector & Other Undertakings	-	11139
201-Agriculture & Allied Programme Agriculture	-	12409
202-Water Power Development	-	99439
203-Industries and Minerals	-	2232
204-Transports Communication	-	2486866
205-Man Power Development	-	125
206-Other Social and Animal Health	-	332165
209-Forest Department	-	6878
211-Health and Family Welfare	52346	211447
212-Public Works Department	1049248	3390238
213-Sports & Youth Welfare Department	28130	248130
214-Agriculture Department	-	154700
216-Power Department	215659	728848
219-Education Department	2018	9753
220-Transport Department	63200	242383
221-Flood Control Department	-	514166
222-Irrigation Department	47889	269191
224-Health Department	60000	156036
225-Cultural Affairs Department	23172	57172
226-W.P.T. & B.C. Department	7530	435676
227-Guwahati Development Department	75151	621140
230-Labour and Employment	28351	145104
231-Water Resource Department	53311	147869
232-Science Technology & Environment Department	-	15427
233-Urban Development Department	-	35900
234-PH Engg. Deptt. Stabilization of Silcher Transmeter Supply Scheme	22292	22292
800-Other Expenditure	1024231	2461874
Total: Government of Assam	2762530	11270185

No. 24-B-4552 - ACCOUNT OF CAPITAL OUTLAY ON NORTH-EASTERN AREAS during and to the end of the year 2005-06-Contd.

(In thousands of rupees)

	Expenditure	
	During the year	To end of the year
ARUNACHAL PRADESH		
009-Roads and Bridges		174745
800-Other Expenditure	378266	2442392
Total : Government of Arunachal Pradesh	378266	2617137
MANIPUR		
01- Hydel Generation-		
005-Investigation	65921	75385
105-Piggery Development		271
337-Road Works	73207	232841
800-Other Expenditure	14717	14717
02-Major Irrigation-		
800-Other Expenditure		1069
03-State Highways-		
337-Road Works		640482
800-Other Expenditure	31121	57764
04-Medium Irrigation Project-		
051-Construction		6188
Animal Husbandry		95
102-Cattle and Buffalo Development		17
105-Piggery Development		3797
106-Other Livestock Development		12136
Medical		5324
Agriculture		2611
Industries		401
800-other Expenditure		4170
05-Transmission & Distribution-		
799-Transmission & Distribution Supply	8076	13664
08-Urban Health Services-		
110-Hospital & Dispensaries	29000	29000
09-Public Health-		
112-Public Health Education	19000	19000
Total : Government of Manipur	241042	1118932
MEGHALAYA		
01-Medical & Public Health-		
110-Hospitals and Dispensaries		7700
06-Health-		
110-Hospitals and Dispensaries		-
80-General-		
800-Other Expenditure	261363	2020407
Total : Government of Meghalaya	261363	2028107

	(In thousands of rupees)	
	Expenditure	
	During the year	To end of the year
MIZORAM		
008-Power Development		67516
009-Roads and Bridges	311492	1893439
010-Transport	24300	56800
101-Veterinary Service Animal Health		821
337-Road Works-State Highways		14347
800-Other Expenditure		23149
05-Transmission & Distribution-		
800-Other Expenditure	39999	65499
Total : Government of Mizoram	375791	2121571
NAGALAND		
01-Hydel Generation-		
190-Investment in Public Sector and Other Undertakings	27500	32500
800-Other Expenditure	9090	106665
03-Animal Husbandry-		
800-Other Expenditure		2635
04-District and Other Roads-		
800-Other Expenditure	196728	1269294
05-Transport-		
800-Other Expenditure	55274	262087
60-General-		
277-Education		4566
800-Other expenditure		351123
Total : Government of Nagaland	288592	2028870
TRIPURA		
001-Direction and Administration		1048098
050-Lands & Bridges	26115	50115
106-Other livestock Dev	4039	12256
800-Other Expenditure		3556
101-Contribution to Central Resource Pool		122730
105-Forest Produce		14910
102-Photovoltaic		31
04-District and other Roads-		
800-Other Expenditure	322890	2600173
05-Medical Education, Training & Research-		
200-Other System	10577	23944
220-Regional Pharmacy Institute		14167
221-Diabetics Research Institute		7805
800-Other Expenditure	1142	11555
60-Other Industries-		
190-Assistance to Trading Institutions	10000	10000
Total : Government of Tripura	374763	3919340
Total : Capital Outlay on North Eastern Areas	5230902	57805215

No. 24-C-6562 - ACCOUNT of LOANS for NORTH EASTERN AREAS showing the amounts ADVANCED and REPAYED during the year ended 31st March, 2006 and the BALANCES of such LOANS at the commencement and at the end of the year 2006-06

	(In thousands of rupees)			
	Union Government	STATE GOVERNMENTS		Total
		Assam	Mizoram	
190-Loans to Public Sector and Other Undertakings-				
Balance 1st April, 2005		750		750
Advanced during the year				0
Repaid during the year				0
Balance 31st March, 2006		750	0	750
201-Power-				
Balance 1st April, 2005	7581531			7581531
Advanced during the year				0
Repaid during the year	1186790			1186790
Balance 31st March, 2006	6394741	0	0	6394741
202-Civil Aviation-				
Balance 1st April, 2005	217900			217900
Advanced during the year				0
Repaid during the year				0
Balance 31st March, 2006	217900	0	0	217900
02-Rural Health Services-				
14-Health & Family Welfare				
Balance 1st April, 2005				0
Advanced during the year			500	500
Repaid during the year				0
Balance 31st March, 2006	0	0	500	500
Total : LOANS for North Eastern Areas-				
Balance 1st April, 2005	7799431	750	0	7800181
Advanced during the year	0	0	500	500
Repaid during the year	1186790	0	0	1186790
Balance 31st March, 2006	6612641	750	500	6613891
Interest received and credited to revenue	100821			100821

Loans and Advances

**No. 25-0575-ACCOUNT of RECEIPTS from OTHER SPECIAL AREAS PROGRAMMES for the year
ended 31st March, 2006**

(In thousands of rupees)

	STATE GOVERNMENTS							Item No.
	Assam	Bihar	Gujarat	Himachal Pradesh	Jammu & Kashmir	Jharkhand	Kerala	
01-Dangs District-								
800-Other Receipts			5249					1
900-Deduct-Refunds								2
02-Backward Areas-								
101-Receipts from Area Development Programme								3
255-Police					4120			4
259-Public Works					3898			5
800-Other Receipts					7050			6
04-Ladakh Autonomous Hill Development Council-					20998			7
113- Receipt under Contingency Fund								
800-Other Receipts								8
60-Others-								
101-Receipt from Area Development Programme								9
104-Receipts from Area Development								10
253-District Administration								11
255-Police								12
258-Stationery Depot								13
259-Public Works								14
277-Education								15
280-Medical								16
285-Information and publicity								17
288-Social Security and Welfare								18
298-Co-Operation								19
305-Agriculture								20
309-Food storage and ware housing								21
310-Animal Husbandary								22
311-Fisheries								23
313-Forestry and Wild life								24
321-Village and Small Industries								25
339-Tourism								26
375-Weight and Measures								27
800-Other Receipts	33			995	183	2504	19	28
900-Deduct-Refund					600			29
Total : Receipts from Special Areas Programmes	33	0	5249	995	35649	2504	19	30

**No. 25-0575-ACCOUNT of RECEIPTS from OTHER SPECIAL AREAS PROGRAMMES for the year
ended 31st March, 2006**

Item No.	STATE GOVERNMENTS							(In thousands of rupees)
	Mizoram	Meghalaya	Punjab	Rajasthan	Uttar Pradesh	Uttarakhand	West Bengal	Total
1								5249
2								0
3							2437	2437
4								4120
5								3898
6		192						7242
7								20998
8								0
9				7788				7788
10								0
11								0
12								0
13								0
14								0
15								0
16								0
17								0
18								0
19								0
20								0
21								0
22								0
23								0
24								0
25								0
26								0
27								0
28					3677	1		7412
29								-600
30	0	192	0	7788	3677	1	2437	58544

No. 25-A-2675 - ACCOUNT of EXPENDITURE on OTHER SPECIAL AREA PROGRAMMES for the year ended 31st March, 2006

	(In thousands of rupees)									Item No.	
	Union Government	U.T.Govt. Puducherry	STATE GOVERNMENTS								Goa
			Andhra Pradesh	Arunachal Pradesh	Assam	Bihar	Chhattisgarh	NCT Delhi			
01-Dangs District - (A)											
Land Revenue											1
District Administration											2
Police											3
Public Works											4
Pension and Other Retirement Benefits											5
Miscellaneous General Services											6
General Education											7
Art and Culture											8
Medical											9
Water Supply and Sanitation											10
Welfare of Scheduled Castes, Scheduled Tribes and Other Backward Classes											11
Social Security and Welfare											12
Soil and Water Conservation											13
Animal Husbandry											14
Food Storage and Warehousing											15
Agricultural Research and Education											16
Other Rural Development Programmes											17
Minor Irrigation											18
Industries											19
Other Expenditure											20
Special Central Assistance for Tribal Area Sub-Plan											21
Agriculture											22
Forest											23
Medical & Public Health											24
Total : 01	0	0	0	0	0	0	0	0	0	0	25
02-Backward Area-											
001-Direction and Administration					162769						26
101-Area Development											27
102-Mental Area Development											28
103-Innovative Scheme											29
196-Assistance to Zila Panchayats											30
253-District Administration											31
255-Police											32
258-Stationery Depot											33
259-Public Works											34
277-Education											35
278-Art and Culture											36
280-Medical											37
281-Family Welfare											38
282-Public Health											39
285-Information and Education											40
288-Social Security and Welfare											41
298-Co-operation											42

(A) Minor head codes not available in the Finance Accounts.

No. 25-A-2575 - ACCOUNT of EXPENDITURE on OTHER SPECIAL Area PROGRAMMES for the year ended 31st March, 2006 - Contd.

	Total brought forward	STATE GOVERNMENTS						Item No.
		Maharashtra	Manipur	Meghalaya	Mizoram	Nagaland	Orissa	
01-Dangs District - (A)								
Land Revenue	1311							1
District Administration	32687							2
Police	9334							3
Public Works	41407							4
Pension and Other Retirement Benefits	0							5
Miscellaneous General Services	1488							6
General Education	25809							7
Art and Culture	1104							8
Medical and Public Health	14493							9
Water Supply and Sanitation	2834							10
Welfare of Scheduled Castes, Scheduled Tribes and Other Backward Classes	2678							11
Social Security and Welfare	11320							12
Soil and Water Conservation	3000							13
Animal Husbandry	4019							14
Food Storage and Warehousing	680							15
Agricultural Research and Education	2040							16
Other Rural Development Programmes	2500							17
Minor Irrigation	6465							18
Industries	100							19
Other Expenditure	1636							20
Special Central Assistance for Tribal Area Sub-Plan	0							21
Agriculture	7924							22
Forest	109783							23
Medical & Public Health	0							24
Total: 01	282612	0	0	0	0	0	0	25
02-Backward Area-								
001-Direction and Administration	162769							26
101-Area Development	0							27
102-Mental Area Development	0							28
103-Innovative Scheme	0							29
196-Assistance to Zila Panchayats	150000							30
253-District Administration	28130							31
255-Police	7905							32
258-Stationery Depot	0							33
259-Public Works	0							34
277-Education	0							35
278-Art and Culture	0							36
280-Medical	0							37
281-Family Welfare	0							38
282-Public Health	0							39
285-Information and Education	0							40
288-Social Security and Welfare	0							41
298-Co-operation	0							42

(A) Minor head codes not available in the Finance Accounts.

**No. 25-A-2575 - ACCOUNT of EXPENDITURE on OTHER SPECIAL Area PROGRAMMES for the
year ended 31st March, 2006 - Contd.**

(In thousands of rupees)

	Union Government	U.T.Govt. Puducherry	STATE GOVERNMENTS							Item No.
			Andhra Pradesh	Arunachal Pradesh	Assam	Bihar	Chhattisgarh	NCT Delhi	Goa	
02-Backward Area-										
304-Other General Economic Services										1
305-Agriculture										2
307-Soil and Water Conservation										3
309-Food Storage and Warehousing										4
310-Animal Husbandry										5
312-Fisheries										6
313-Forest and Wild Life										7
314-Community Development										8
321-Village and Small Scale Industries										9
334-Power Projects										10
339-Tourism										11
789-Special Component Plan for Scheduled Castes										12
796-Tribal Area Sub Plan										13
799-Suspense										14
800-Other Expenditure										15
Total : 02	0	0	0	0	162769	0	0	0	0	16
03-Tribal Area-										
001-Direction and Administration				8244						17
800-Other Expenditure				16025						18
Total : 03	0	0	0	24269	0	0	0	0	0	19
04-Ladakh Autonomous Hill Development Council-										
113-Transfer to Council Fund										20
Total : 04	0	0	0	0	0	0	0	0	0	21
05-Jharkhan Area Autonomous Council-										
001-Direction and Administration										22
Total : 05	0	0	0	0	0	0	0	0	0	23
06-Rural Areas Development-										
101-Border Area Development Programme										24
Total : 06	0	0	0	0	0	0	0	0	0	25
60-Others										
001-Direction and Administration										26
101-Assistance to Local Bodies		231923								27
102-Assistance to DRDAs										28
265-Special Area Programme										29
277-Education										30
789-Special Component Plan for Scheduled Castes		62254								31
796-Tribal Area Sub-Plan Funds and Deposit Account										32
800-Other Expenditure				191063						33
911-Recoveries of overperments		-11029								34
Total-60	0	283148	0	191063	0	0	0	0	0	35
80-General										
799-Suspense										36
Total - 80 - General	0	0	0	0	0	0	0	0	0	37
Total Expenditure on other Special Area Programme	0	283148	0	215332	162769	0	0	0	0	38
Charged										39
Voted	0	283148	0	215332	162769	0	0	0	0	40

No. 26-A-2575 - ACCOUNT of EXPENDITURE on OTHER SPECIAL Area PROGRAMMES for the year ended 31st March, 2006 - Contd.

(In thousands of rupees)

Item No.	SATATE GOVERNMENTS								Total carried over
	Gujarat	Haryana	Himachal Pradesh	Jammu and Kashmir	Jharkhand	Karnataka	Kerala	Madhya Pradesh	
1									0
2									0
3									0
4									0
5									0
6									0
7									0
8									0
9									0
10				55415					55415
11									0
12									0
13									0
14									0
15									0
16	0	0	0	81450	0	150000	0	0	404219
17									8244
18									16025
19	0	0	0	0	0	0	0	0	24269
20				5315660					5315660
21	0	0	0	5315660	0	0	0	0	5315660
22									0
23	0	0	0	0	0	0	0	0	0
24									0
25	0	0	0	0	0	0	0	0	0
26						1153			1153
27									231923
28									0
29						1423305			1423305
30									0
31									62254
32									0
33									191063
34									-11029
35	0	0	0	0	0	1424458	0	0	1896689
36									0
37	0	0	0	0	0	0	0	0	0
38	282612	0	0	5407110	0	1574458	0	0	7925429
39									0
40	282612	0	0	5407110	0	1574458	0	0	7925429

**No. 25-A-2575 - ACCOUNT of EXPENDITURE on OTHER SPECIAL Area PROGRAMMES for the
year ended 31st March, 2006 - Contd.**

	Total brought forward	STATE GOVERNMENTS					Orissa	Item No.
		Maharashtra	Manipur	Meghalaya	Mizoram	Nagaland		
02-Backward Area-								
304-Other General Economic Services	0							1
305-Agriculture	0							2
307-Soil and Water Conservation	0							3
309-Food Storage and Warehousing	0							4
310-Animal Husbandry	0							5
312-Fisheries	0							6
313-Forest and Wild Life	0							7
314-Community Development	0							8
321-Village and Small Scale Industries	0							9
334-Power Projects	55415							10
339-Tourism	0							11
789-Special Component Plan for Scheduled Castes	0							12
796-Tribal Area Sub Plan	0							13
799-Suspense	0							14
800-Other Expenditure	0		150000					15
Total : 02	404219	0	150000	0	0	0	0	16
03-Tribal Area-								
001-Direction and Administration	8244					55357		17
800-Other Expenditure	16025					52750		18
Total : 03	24269	0	0	0	0	108107	0	19
04-Ladakh Autonomous Hill Development Council-								
113-Transfer to Council Fund	5315660							20
Total : 04	5315660	0	0	0	0	0	0	21
05-Jharkhan Area Autonomous Council-								
001-Direction and Administration	0							22
Total : 05	0	0	0	0	0	0	0	23
06-Rural Areas Development-								
101-Border Area Development Programme	0				3269			24
Total : 06	0	0	0	0	3269	0	0	25
60-Others -								
001-Direction and Administration	1153							26
101-Assistance to Local Bodies	231923							27
102-Assistance to DRDAs	0				95000			28
265-Special Area Programme	1423305							29
277-Education	0							30
789-Special Component Plan for Scheduled Castes	62254							31
796-Tribal Area Sub-Plan Funds and Deposit Account	0							32
800-Other Expenditure	191063							33
911-Recoveries of overpayments	-11029							34
Total-60	1898669	0	0	0	95000	0	0	35
80-General								
799-Suspense	0							36
Total - 80 - General	0	0	0	0	0	0	0	37
Total Expenditure on other Special Area Programme	7925429	0	150000	0	98269	108107	0	38
Charged								39
Voled	7925429	0	150000	0	98269	108107	0	40

No. 25-A-2575 - ACCOUNT of EXPENDITURE on OTHER SPECIAL Area PROGRAMMES for the year ended 31st March, 2006 - Contd.

(In thousands of rupees)

Item No.	STATE GOVERNMENTS								Total
	Punjab	Rajasthan	Sikkim	Tamil Nadu	Tripura	Uttar Pradesh	Uttarakhand	West Bengal	
1									0
2									0
3									0
4									0
5									0
6									0
7									0
8									0
9									0
10									55415
11									0
12								147117	147117
13									0
14									0
15						495000		95407	740407
16	0	0	0	0	0	495000	0	910251	1959470
17									63601
18									68775
19	0	0	0	0	0	0	0	0	132376
20									5315660
21	0	0	0	0	0	0	0	0	5315660
22									0
23	0	0	0	0	0	0	0	0	0
24			15288						18557
25	0	0	15288	0	0	0	0	0	18557
26									1153
27									231923
28			7670						102670
29									1423305
30				0					0
31								252700	314954
32								71955	71955
33								966154	1157217
34									-11029
35	0	0	7670	0	0	0	0	1290809	3292148
36								10398	10398
37	0	0	0	0	0	0	0	10398	10398
38	0	0	22958	0	0	495000	0	2211458	11011221
39									0
40	0	0	22958	0	0	495000	0	2211458	11011221

No. 25-B-4675 - ACCOUNT OF CAPITAL OUTLAY ON OTHER SPECIAL AREAS PROGRAMMES during and to the end of the year 2005-06

	(In thousands of rupees)	
	Expenditure	
	During the year	To end of the year
STATE GOVERNMENTS		
ARUNACHAL PRADESH		
03-Tribal Areas- 800-Other Expenditure	184570	397518
Total : Government of Arunachal Pradesh	184570	397518
ASSAM		
03-Backward Areas- 001-Direction and Administration		39
60-Others- 190-Investments in Public Sector and other Undertakings		90
Total : Government of Assam	0	129
GUJARAT		
01-Dangs District- 796-Tribal Area Sub-Plan		7170
03-Tribal Areas- 796-Tribal Area Sub-Plan	7990	111490
Total : Government of Gujarat	7990	118660
JAMMU AND KASHMIR		
02-Backward Areas-		
253-District Administration		143890
259-Public Works		3008525
277-Education		8310
280-Medical		3812
282-Public Health Sanitation and Water Works		296713
285-Information & Publicity		535
288-Fair Price Shop		88285
298-Co-operation		30427
305-Agriculture		4632
306-Minor Irrigation		155486
307-Animal Husbandry		18192
309-Food and Nutrition	(A) -528	6622
310-Animal Husbandry		1680
313-Forest	(A) -1381	87009
314-Community Development	36	32962
321-Village & Small Scale Industries		2208
333-Irrigation and Flood Control Projects		298800
334-Power Project-		1086998
601-Purchase of Mini Bus		51
602-Flood Control & Ante See Erosion Project		24613
603-Upgradation (As per 8th Finance Commission)		22023
800-Other Expenditure		78203
04-Ladakh Autonomous Hill Development Council-		
113-Ladakh Autonomous Hill Development Council Fund	3800000	6457840
80-Others 800-Other Expenditure		58554
Total : Government of Jammu & Kashmir	3798127	11926380
KERALA		
60-Others- 800-Other Expenditure		30151
Total : Government of Kerala	0	30151

(A) Minus expenditure represents Cash Recovery.

No. 25-B-4575 - ACCOUNT OF CAPITAL OUTLAY ON OTHER SPECIAL AREAS PROGRAMMES during and to the end of the year 2005-06 - Concl'd.

(In thousands of rupees)

	Expenditure	
	During the year	To end of the year
MIZORAM		
02-Backward Areas-		
101-Border Areas Development Programme		281192
06-Border Area Development-		
101-Border Areas Development Programme	164537	164537
60-Others-		
101-Border Areas Development Programme		108656
Total : Government of Mizoram	164537	554385
NAGALAND		
03-Tribal Areas-		
800-Other Expenditure	287278	530144
Total : Government of Nagaland	287278	530144
PUNJAB		
60-Others-		
101-Special Area Programmes		291832
102-Soil Conservation		150965
105-Animal Husbandry		1860
Total : Government of Punjab	0	444657
RAJASTHAN		
01-Dang District-		
101-Development of Dang Area	50000	194093
02-Backward Areas-		
102-Development of Meulat Area	40000	202237
103-Mgre Area Development	50001	50001
03-Tribal Areas-		
800-Other Expenditure	30000	93000
06-Border Area Development	368729	1096429
60-Others-		
277-Education		433293
287-Labour and Employment		13401
800-Other Expenditure		2451587
Total : Government of Rajasthan	538730	4534041
SIKKIM		
05-Border Area Development-		
101-Border Area Development Programmes	104249	379497
60-Others-		
102-Rastriya Sam Vikar Yojana	144001	144001
Total : Government of Sikkim	248250	523498
TAMIL NADU		
03-Tribal Areas-		
110-Hospitals and Dispensaries		7466
796-Tribal Area Sub-plan		2523
800-Other Expenditure		2176
Total : Government of Tamil Nadu	0	12165
UTTAR PRADESH		
01-Dangs District-		
101-Special Areas Programmes		5700137
02-Backward Areas-		
203-Land reforms and Development		1498796
337-Construction of Road		316475
800-Other Expenditure	1976005	3279002
60-Others-		
800-Other Expenditure-	3487038	13664393
Total : Government of Uttar Pradesh	5463043	24458803
WEST BENGAL		
02-Backward Areas-		
789-Special Component Plan for Scheduled Castes	57887	80487
795-Tribal Area Sub-Plan	26741	35616
800-Other expenditure	203807	401290
60-Others-		
800-Other Expenditure	280618	2890074
901-Deduct-Receipts and Recoveries on Capital Account		-3612
Total : Government of West Bengal	568853	3403855
Total : Capital Outlay on other Special Areas Programmes	11281378	46934386

(A) Includes Rs. 7702309 thousands yet to be allocated between U.P. and Uttaranchal.

No. 25-C-6575 - ACCOUNT of LOANS for OTHER SPECIAL AREAS PROGRAMMES showing the amounts ADVANCED and REPAYED during the year ended 31st March, 2006 and the BALANCES of such Loans at the commencement and at the end of the year 2005-06

	(In thousands of rupees)				
	Balance 1st April, 2005	Amount Advanced during the Year	Repaid during the year	Balance 31st March 2006	Interest received and credited to revenue
GUJARAT					
01-Dangs District-					
800-Other Loans	19	--	--	19	--
Total : Government of Gujarat	19	0	0	19	0
HIMACHAL PRADESH					
60-Others-					
800-Other Loans	--	--	--	0	--
Total : Government of Himachal Pradesh	0	0	0	0	0
JAMMU AND KASHMIR					
02-Backward Areas-					
299-Development of Ladakh	13626	--	--	13626	--
800-Other Loans	688	--	--	688	--
Total : Government of Jammu and Kashmir	14314	0	0	14314	0
KERALA					
60-Others-					
800-Other Loans	2867	--	--	2867	--
Total : Government of Kerala	2867	0	0	2867	0
PUNJAB					
60-Others-					
102-Soil and Water Conservation	4430	--	--	4430	--
Total : Government of Punjab	4430	0	0	4430	0
UTTARAKHAND					
60-Others-					
800-Other Loans	--	--	--	--	--
Total : Government of Uttarakhand	0	0	0	0	0
UTTAR PRADESH					
60-Others-					
800-Other Loans	36865	--	--	36865	--
Total : Government of Uttar Pradesh	36865	0	0	36865	0
WEST BENGAL					
03-Tribal Areas-					
800-Other Loans	328	--	--	328	--
Total : Government of West Bengal	328	0	0	328	0
Total : Loans for Other Special Areas Programmes	58823	0	0	58823	0

Loans and Advances

No. 26-0700-ACCOUNT of Receipts from MAJOR IRRIGATION for the year ended 31st March 2006

	(In thousands of rupees)
	Receipt Actual for year 2005-06
BIHAR	
01-Major Irrigation-	
101-Sale of Water for Irrigation Purposes	1108
800-Other Receipts	1835
908-Gandak Project	2428
909-Sone Barrage Project	5343
Total : 01	10714
02-Major Irrigation - Non Commercial-	
101-Sale of Water for Irrigation Purposes	5527
104-Sale Proceeds from Canal Plantations	12
Total : 02	5539
Total : Government of Bihar	16253
CHHATTISGARH	
01-Hasdeo Bango Project-	
101-Sale of Water for Irrigation Purposes	91180
102-Sale of Water for domestic purposes	750
Total : 01	91930
02-Mahanadi Project Group-	
101-Sale of Water for Irrigation Purposes	48191
800-Other Receipts	85
Total : 02	48276
04-Kodar Projects-	
101-Sale of Water for Irrigation Purposes	1878
Total : 04	1878
05-Tandula Project-	
101-Sale of Water for Irrigation Purposes	95529
Total : 05	95529
06-Perry Project-	
101-Sale of Water for Irrigation Purposes	4031
Total : 06	4031
07-Jonk Project-	
101-Sale of Water for Irrigation Purposes	1308
Total : 07	1308

No. 26-0700-ACCOUNT of Receipts from MAJOR IRRIGATION for the year ended 31st March 2006-Contd.

		(In thousands of rupees)
		Receipt
		Actual for year 2005-06
CHHATTISGARH		
10-Kharang Jalashay-		
101-Sale of Water for Irrigation Purposes		6893
Total : 10		6893
11-Maniyari Jalashay-		
101-Sale of Water for Irrigation Purposes		1980
Total : 11		1980
Total : Government of Chhattisgarh		251825
GUJARAT		
01-Hathmati Reservoir Project-		
101-Sale of Water for Irrigation Purposes		143
102-Sale of Water for Domestic Purposes		62772
103-Sale of Water Other Purposes		59
104-Sale proceeds from Canal Plantation		834
800-Other Receipts		3391
Total : 01		67199
02-Shetrunji (P) Project-		
101-Sale of Water for Irrigation Purposes		3066
800-Other Receipts		622
Total : 02		3688
03-Banas Valley Project-		
101-Sale of Water for Irrigation Purposes		2193
102-Sale of Water for Domestic Purposes		2748
103-Sale of Water Other Purposes		810124
104-Sale proceeds from Canal Plantation		420
800-Other Receipts		2583
Total : 03		818068
04-Ukai Project-		
101-Sale of Water for Irrigation Purposes		12914
102-Sale of Water for Domestic Purposes		1114
103-Sale of Water Other Purposes		73
800-Other Receipts		90
Total : 04		14191
07-Salinity Ingress Prevention Scheme-		
101-Sale of Water for Irrigation Purposes		8004
Total : 07		8004

No. 26-0700-ACCOUNT of Receipts from MAJOR IRRIGATION for the year ended 31st March 2006-Contd.

		(In thousands of rupees)
		Receipt
		Actual for year 2005-06
GUJARAT		
08-Panem Project-		
800-Other Receipts		3275
Total : 08		3275
09-Major Irrigation-		
101-Sale of Water for Irrigation Purposes		14261
102-Sale of Water for Domestic Purposes		103434
800-Other Receipts		5885
Total : 09		123580
80-General-		
800-Other Receipts		315803
Total : 80		315803
Total : Government of Gujarat		1353808
HARYANA		
02-Western Yamunā Canal including Remodeling Project-		
101-Sale of Water for Irrigation Purposes		49510
800-Other Receipts		36796
Total : 02		86306
03-Gurgoan Canal Project (Commercial)-		
101-Sale of Water for Irrigation Purposes		5487
800-Other Receipts		9619
Total : 03		15106
04-Loharu Canal Project-		
101-Sale of Water for Irrigation Purposes		28037
800-Other Receipts		49153
Total : 04		77190
05-Jawahar Lal Nehru Canal Project-		
101-Sale of Water for Irrigation Purposes		10642
800-Other Receipts		18656
Total : 05		29298

No. 26-0700-ACCOUNT of Receipts from MAJOR IRRIGATION for the year ended 31st March 2006-Contd.

	(In thousands of rupees)
	Receipt Actual for year 2005-06
HARYANA	
08-Hissar Bhakhra Canal Project-	
800-Other Receipts	16220
Total : 08	16220
09-Sirsa Bhakhra Canal Project-	
800-Other Receipts	3650
Total : 09	3650
10-Kaithal Bhakhra Canal Project-	
800-Other Receipts	23437
Total : 10	23437
12-Flood Control Project-	
101-Sale of Water for Irrigation Purposes	3663
800-Other Receipts	6423
Total : 12	10086
80-General-	
800-Other Receipts	25000
Total : 80	25000
Total : Government of Haryana	286293
HIMACHAL PARDESH	
17-Shah Nehar Project-	
800-Other Receipts	291
Total : Government of Himachal Pradesh	291
RAJASTHAN	
01-Bhakra Dam Irrigation Branch (Commercial)-	
101-Sale of water for Irrigation Purposes (Through the Revenue Board)	21325
102-Sale of Water for Domestic Purposes	444
103-Sale of Water for Other Purposes	99
104-Sale proceeds from canal plantations	24156
108-Indirect receipts	746
800-Other receipts	24758
Total : 01	71528
02-Chambal Project (Commercial)-	
101-Sale of water for Irrigation Purposes (Through the Revenue Board)	10864
103-Sale of water for Other Purposes	19061
108-Indirect receipts	13675
800-Other Receipts	17927
Total : 02	61527

No. 26-0700-ACCOUNT of Receipts from MAJOR IRRIGATION for the year ended 31st March 2006-Contd.

	(In thousands of rupees)	
	Receipt	
	Actual for year 2005-06	
RAJASTHAN		
03-Indira Gandhi Nahar (Commercial)-		
101-Sale of water for Irrigation Purposes (Through the Revenue Board)		19303
Total : 03		19303
04-Indira Gandhi Nahar (Commercial) (Through the Chief Engineer, Irrigation)-		
101-Sale of water for Irrigation Purposes (Through the Revenue Board)		23438
102-Sale of water for Domestic Purposes		214
800-Other Receipts		43416
Total : 04		67068
05-Gurgon Canal (Commercial)-		
101-Sale of Water for Irrigation Project		1302
800-Other Receipts		420
Total : 05		1722
06-Jhakam Project (Commercial)-		
101-Sale of Water for Irrigation Project		1475
800-Other Receipts		1134
Total : 06		2609
07-Narmada Project (Commercial)-		
800-Other Receipts		55
Total : 07		55
08-Mahi Project (Commercial)-		
101-Sale of Water for Irrigation Project		4545
Total : 08		4545
09-Bilaspur Project (Commercial)-		
101-Sale of Water for Irrigation Project (Through the Revenue Board)		3633
Total : 09		3633
80-General-		
800-Other Receipts		921
Total : 80		921
Total : Government of Rajasthan		232911
UTTAR PRADESH		
01-Upper Ganga Canal (Commercial)-		
101-Sale of Water for Irrigation Purposes		694110
102-Sale of Water for domestic Purposes		1425
103-Sale of Water for Other Purposes		30407

No. 26-0700-ACCOUNT of Receipts from MAJOR IRRIGATION for the year ended 31st March 2006-Contd.

	(In thousands of rupees)	
	Receipt	
	Actual for year 2005-06	
UTTAR PRADESH		
106-Water Power		2123
108-Indirect Receipts		2026
110-Other Items		9047
800-Other Receipts		5176
Total : 01		744314
02-Lower Ganga Canal (Commercial)-		
101-Sale of Water for Irrigation Purposes		17256
103-Sale of Water for Other Purposes		5454
110-Other Items		15251
Total : 02		37961
03-Eastern Ganga Canal (Commercial)-		
800-Other Receipts		20
Total : 03		20
04-Agra Canal (Commercial)-		
101-Sale of Water for Irrigation Purposes		6046
102-Sale of Water for domestic Purposes		236
103-Sale of Water for Other Purposes		376
Total : 04		6658
05-Sharda Canal (Commercial)-		
101-Sale of Water for Irrigation Purposes		7201
102-Sale of Water for domestic Purposes		33
103-Sale of Water for Other Purposes		182
110-Other Items		507
Total : 05		7923
06-Sharda Sahayak (Commercial)-		
101-Sale of Water for Irrigation Purposes		22362
102-Sale of Water for domestic Purposes		6977
110-Other Items		4523
Total : 06		33862
07-Betwa Canal (Commercial)-		
101-Sale of Water for Irrigation Purposes		95407
103-Sale of Water for Other Purposes		107
104-Sale Proceeds from Canal Plantations		2352
Total : 07		97866

No. 26-0700-ACCOUNT of Receipts from MAJOR IRRIGATION for the year ended 31st March 2006-Conclid.

	(In thousands of rupees)
	Receipt Actual for year 2005-06
UTTAR PRADEH	
08-Gandak and Narayani Canals (Commercial)-	
101-Sale of Water for Irrigation Purposes	41091
800-Other Receipts	412
Total : 08	41503
09-Parallel Upper Ganga Canal (Commercial)-	
101-Sale of Water for Irrigation Purposes	53
Total : 09	53
11-Eastern Yamuna Canal (Commercial)-	
101-Sale of Water for Irrigation Purposes	153726
108-Indirect Receipts	5514
800-Other Receipts	1140
Total : 11	160380
12-Other Irrigation Schemes (Commercial)-	
101-Sale of Water for Irrigation Purposes	45842
102-Sale of Water for domestic Purposes	15218
Total : 12	61060
13-Other Irrigation Schemes (Non-Commercial)-	
101-Sale of Water for Irrigation Purposes	25058
108-Indirect Receipts	659
110-Other Items	8088
800-Other Receipts	11852
Total : 13	45657
Total : Government of Uttar Pradesh	1237257
UTTARAKHAND	
101-Sale of Water of Irrigation Purposes	61
Total : Government of Uttarakhand	61
Total : Union and State Governments	3378699

No. 26-A-2700-ACCOUNT of EXPENDITURE on MAJOR IRRIGATION for the year ended 31st March, 2006

(In thousands of Rupees)

	Expenditure Actual for the year 2005-06
BIHAR	
01-Irrigation Project of Koshi Basin (Commercial)-	
001-Direction and Administration	275055
101-Maintenance and Repair	55562
02-Irrigation Project of Gandak Basin (Commercial)-	
001-Direction and Administration	458626
101-Maintenance and Repair	93792
03-Irrigation Project of Sone Basin (Commercial)-	
001-Direction and Administration	48721
101-Maintenance and Repair	21293
Total : Government of Bihar	953049
CHHATTISGARH	
01-Hasdeo Bango Project-	
101-Maintenance and Repair	29713
02-Mahanadi Project Group-	
101-Maintenance and Repair	92738
03-Sandoor Project-	
101-Maintenance and Repair	13227
04-Kodar Project-	
101-Maintenance and Repair	5303
05-Tandulá Project-	
101-Maintenance and Repair	23475
06-Pairi Project-	
101-Maintenance and Repair	12229
07-Jonk Project-	
101-Maintenance and Repair	2926
10-Kharang Watertank-	
101-Maintenance and Repair	14753
11-Manlyati Water Tank-	
101-Maintenance and Repair	10936
Total : Government of Chhattisgarh	205300
GUJARAT	
01-Hathmatl Reservoir Project-	
101-Maintenance and Repair	29753
02-Shbetrunll (P) Project-	
101-Maintenance and Repair	12832
03-Banas Valley Project-	
101-Maintenance and Repair	7601
04-Ukai Project-	

No. 26-A-2700-ACCOUNT of EXPENDITURE on MAJOR IRRIGATION for the year ended 31st March, 2006-Contd.

		(In thousands of Rupees)
		Expenditure
		Actual for the year 2005-06
GUJARAT		
101-Maintenance and Repair		85459
05-Mahil State-I-		
101-Maintenance and Repair		115996
06-Kakrapar Project-		
101-Maintenance and Repair		73658
07-Salinity Ingress Prevention Scheme-		
101-Maintenance and Repair		3816
08-Panam Project-		
101-Maintenance and Repair		38382
09-Kadana Project-		
101-Maintenance and Repair		36587
10-Sabarmati Project-		
101-Maintenance and Repair		34760
11-Damanganga Project-		
101-Maintenance and Repair		35547
12-Watrak Project-		
101-Maintenance and Repair		9349
13-Sukhl Project-		
101-Maintenance and Repair		14997
14-Kajran Irrigation Scheme-		
101-Maintenance and Repair		14388
15-Fatewadi Irrigation Scheme-		
101-Maintenance and Repair		13251
80-General-		
001-Direction and Administration		682537
005-Survey and Investigation		8333
052-Machinery and Equipment		199055
799-Suspense		5773
800-Other Expenditure		9990
Total : Government of Gujarat		1432064
HARYANA		
01-Multi Purpose River Project-		
001-Direction and Administration		125840
101-Maintenance and Repair		207630
799-Suspense		-20700
800-Other Expenditure		17100

No. 26-A-2700-ACCOUNT of EXPENDITURE on MAJOR IRRIGATION for the year ended 31st March, 2006-Contd.

(In thousands of Rupees)

	Expenditure Actual for the year 2005-06
HARYANA	
02-Western Jamuna Canal including Remodeling Project-	
001-Direction and Administration	30156
101-Maintenance and Repair	46351
799-Suspense	-10858
800-Other Expenditure	2394041
04-Loharu Canal Project-	
001-Direction and Administration	70916
799-Suspense	-2497
800-Other Expenditure	110292
05-Jawahar Lal Nehru Canal Project-	
001-Direction and Administration	9200
101-Maintenance and Repair	14142
07-Staluj Yamuna Link Project-	
001-Direction and Administration	692
101-Maintenance and Repair	1064
11-Bhakhra Management Board-	
800-Other Expenditure	236386
18-Non Commercial Irrigation Project-	
001-Direction and Administration	34957
101-Maintenance and Repair	39191
799-Suspense	-73357
80-General-	
001-Direction and Administration	419711
101-Maintenance and Repair	14300
799-Suspense	5505
800-Other Expenditure	189798
Total : Government of Haryana	3859860
ORISSA	
01-Anandpur Barage Project- Commercial-	
101-Maintenance and Repair	8757
02-Delta Irrigation Scheme Stage-I-	
101-Maintenance and Repair	79226
03-Delta Irrigation Scheme Stage-II-	
101-Maintenance and Repair	74107

No. 26-A-2700-ACCOUNT of EXPENDITURE on MAJOR IRRIGATION for the year ended 31st March, 2006-Contd.

	(In thousands of Rupees)
	Expenditure Actual for the year 2005-06
ORISSA	
04-Hirakund State - I Project Commercial-	
001-Direction and Administration	19900
101-Maintenance and Repair	130747
05-Mahanadi Birupa Barrage Project-	
001-Direction and Administration	12955
101-Maintenance and Repair	26453
06-Orissa Canal Project Commercial-	
101-Maintenance and Repair	13213
07-Potteru Irrigation Project - Commercial-	
001-Direction and Administration	5557
101-Maintenance and Repair	17308
08-Rengali Dam Project - Commercial-	
001-Direction and Administration	19799
101-Maintenance and Repair	28201
09-Rushikulya System Project-Commercial-	
101-Maintenance and Repair	25865
10-Salandi Irrigation Project - Commercial-	
101-Maintenance and Repair	21537
11-Upper Indravati Irrigation Project - Commercial-	
101-Maintenance and Repair	27897
12-Upper Kalab Irrigation Project - Commercial-	
001-Direction and Administration	5582
101-Maintenance and Repair	28375
80-General-	
001-Direction and Administration	235263
003-Training	10500
004-Research	10422
005-Survey	36605
052-Machinery and Equipment	-9975
799-Suspense	3524
800-Other Expenditure	114870
Total : Government of Orissa	946688
RAJASTHAN	
01-Bhakra Nangal Project - Commercial-	
001-Direction and Administration	104169
052-Machinery and Equipment	-26
101-Maintenance and Repair	38526
799-Suspense	1739
800-Other Expenditure	23729

No. 26-A-2700-ACCOUNT of EXPENDITURE on MAJOR IRRIGATION for the year ended 31st March, 2006-Contd.

(In thousands of Rupees)	
	Expenditure Actual for the year 2005-06
RAJASTHAN	
02-Chambal Project (Commercial)-	
001-Direction and Administration	43597
101-Maintenance and Repair	95404
800-Other Expenditure	178273
03-Beas Project (Commercial)-	
001-Direction and Administration	244579
101-Maintenance and Repair	50701
800-Other Expenditure	158375
04-Indira Gandhi Nahar Project (Commercial)-	
001-Direction and Administration	311445
101-Maintenance and Repair	102085
800-Other Expenditure	2856421
05-Indira Gandhi Nahar Feeder (Punjab Portion) (through the Chief Engineer, Irrigation Department (Canals) Punjab/Chief Engineer, Irrigation (North) Department) (Commercial)-	
001-Direction and Administration	23552
101-Maintenance and Repair	36800
800-Other Expenditure	18247
06-Gurdoan Canal (Commercial)-	
101-Maintenance and Repair	8215
800-Other Expenditure	29592
07-Yamuna Project (Commercial)-	
800-Other Expenditure	150
22-Jhakham Project (Commercial)-	
101-Maintenance and Repair	10655
800-Other Expenditure	110464
23-Okhla Weir Project (Commercial)-	
800-Other Expenditure	200
24-Narbada Project (Commercial)-	
800-Other Expenditure	845429
25-Nahar Feeder Project (Commercial)-	
800-Other Expenditure	61449
26-Sidhmukh Project (Commercial)-	
800-Other Expenditure	250322
27-Mahi Project (Commercial)-	
796-Tribal Area Sub Plan	594652
28-Bisalpur Project (Commercial)-	
800-Other Expenditure	344084
29-Indira Gandhi Lift Scheme (Commercial)-	
800-Other Expenditure	36620

No. 26-A-2700-ACCOUNT of EXPENDITURE on MAJOR IRRIGATION for the year ended 31st March, 2006-Conclid.

(In thousands of Rupees)	
Expenditure	
Actual for the year 2005-06	
RAJASTHAN	
31-Gang Canal (Commercial) (through the Chief Engineer, Irrigation (North) Department)-	
001-Direction and Administration	42123
101-Maintenance and Repair	29501
799-Suspense	601
800-Other Expenditure	283138
80-General-	
800-Other Expenditure	750
Total : Government of Rajasthan	6935561
UTTARAKHAND	
80-General-	
001-Direction and Administration	959577
052-Machinery and Equipment	551
800-Other Expenditure	10225
Total : Government of Uttarakhand	970353
UTTAR PRADESH	
04-Uppar Ganga Nahar (Commercial)-	
101-Maintenance and Repairs	104752
05-Lowar Ganga Canal (Commercial)-	
101-Maintenance and Repair	108323
06-Eastern Jamuna Canal (Commercial)-	
101-Maintenance and Repair	26773
07-Agra Canal (Commercial)-	
101-Maintenance and Repair	53218
08-Sharda Canal (Commercial)-	
101-Maintenance and Repair	75330
09-Sharda Sahayak (Commercial)-	
101-Maintenance and Repair	140443
10-Betwa Canal (Commercial)-	
101-Maintenance and Repair	30272
11-Gandak & Narayanl (Commercial)-	
101-Maintenance and Repair	40223
12-Parallel Upper Ganga Canal (Commercial)-	
101-Maintenance and Repair	103
13-Madhya Ganga Canal (Commercial)-	
101-Maintenance and Repair	12021
80-General-	
799-Suspense	22600
800-Other Expenditure	1228854
Total : Government of Uttar Pradesh	1842912
WEST BENGAL	
04-Teesta Barratge Project (Commercial)-	
101-Maintenance and Repair	59544
Total : Government of West Bengal	59544
Total : Expenditure on Major Irrigation	17205331

No. 26-B-4700-ACCOUNT of CAPITAL OUTLAY on MAJOR IRRIGATION during and to the end of the year 2005-06

	(In thousands of rupees)	
	Expenditure	
	During the year	To the end of the year
BIHAR		
01-Major Irrigation-Commercial-		
001-Direction and Administration	195889	195889
800-Other Expenditure	767850	767850
Total: 01- Major Irrigation-Commercial-	963739	963739
02-Major Irrigation-Non-Commercial-		
001-Direction and Administration	18643	18643
800-Other Expenditure	6824	6824
Total:02-Major Irrigation-Non-Commercial-	25467	25467
03-Medium Irrigation-Commercial--		
001-Direction and Administration	466732	466732
800-Other Expenditure	2202874	2202874
Total: 03-Medium Irrigation-Commercial-	2669606	2669606
04-Medium Irrigation-Non-Commercial-		
001-Direction and Administration	85134	85134
800-Other Expenditure	33868	33868
Total: 04- Medium Irrigation-Non-Commercial-	119002	119002
80-General-		
005-Survey and Investigation	10342	10342
800-Other Expenditure	2904	2904
Total: 80- General	13246	13246
Total: Government of Bihar	3791060	3791060
Total: Commercial	3633345	3633345
Total: Non-Commercial	157715	157715
CHHATTISGARH		
01-Hasdeo Bango Project-		
800-Other Expenditure	619343	11291623
02-Mahanadi Project Group-		
800-Other Expenditure	646248	2401676
03-Sondoor Project-		
800-Other Expenditure	399649	399649
04-Kodar Project-		
800-Other Expenditure	27649	304288
05-Tandula Project-		
800-Other Expenditure	238231	1189807
06-Pairy Pariyojana-		
800-Other Expenditure	3350	241719

**No. 26-B-4700-ACCOUNT of CAPITAL OUTLAY on MAJOR IRRIGATION during and
to the end of the year 2005-06 -Contd.**

	(In thousands of rupees)	
	Expenditure	
	During the year	To the end of the year
CHHATTISGARH		
07-Jonk Project-		
800-Other Expenditure		383416
08-Samoda Project-		
800-Other Expenditure	119363	119363
09-Kelo Project-		
800-Other Expenditure	48700	58956
12-Hasdeo Bango Project Unit-III-		
800-Other Expenditure	44614	376172
13-Hasdeo Right Bank Canal		141792
14-Hasdeo Project-		63075
15-Arpa Project-		50658
16-Arpa Project - Hydro Metrology		528858
17-Sukta Project-		33496
18-Ravishankar Sagar Project-		4763015
19-Hydro Metrological Network-		21959
20-National Hydtology Project-		145559
21-Multipurpose River Project-		
800-Other Expenditure		--
22-National Water Management-		--
23-Dam Safety and Rehabilitation Scheme		--
80-General-		
005-Survey and Investigation	6857	6857
052-Machinery and Equipment		--
796-Tribal Area Sub-Plan		--
Total: Government of Chhattisgarh	2154004	22521938
GUJARAT		
401-Narmada Project Unit-I		
001-Direction and Administration		295741
052-Machinery and Equipment		60715
190-Investments in Public Sector and Other Undertakings		17878884
799-Suspense		-35686
800-Other Expenditure		-2119678
Total : 401	0	16079976

**No. 26-B-4700-ACCOUNT of CAPITAL OUTLAY on MAJOR IRRIGATION during and
to the end of the year 2005-06 -Contd.**

	(In thousands of rupees)	
	Expenditure	
	During the year	To the end of the year
GUJARAT		
402-Narmada Project Unit-II		
001-Direction and Administration	158	302417
052-Machinery and Equipment	---	10711
190-Investments in Public Sector and Other Undertakings	---	28341919
799-Suspense	---	-30969
800-Other Expenditure	---	1065313
Advance to/from Other Governments and agencies for Common Works	---	-1074462
Total: 402	158	28614929
404-Narmada Project Group-IV-		
@ Branches Distributories etc.	---	595
001-Direction and Administration	---	407327
052-Machinery and Equipment	---	334698
190-Investments in Public Sector and Other Undertakings	---	22880173
799-Suspense	---	-16589
800-Other Expenditure	---	246152
Total : 404	0	23852356
405-Narmada Project Group - V-		
001-Direction and Administration	---	-1155368
052-Machinery and Equipment	---	-884
190-Investments in Public Sector and Other Undertakings	---	-396792
797-Transfer to/from Reserve Funds and Deposit Accounts	---	-2350814
799-Suspense	---	-42657
Deduct Advances recovered from other Government and agencies for common works	---	-1330271
Total : 405	0	-5276786
406-Narmada Project Group-VI-		
001-Direction and Administration	---	5944
190-Investments in Public Sector and Other Undertakings	---	41058
800-Other Expenditure	---	2675
Total : 406	0	49677
@ Kakarapar Project	---	665108
@ Karjan Project	---	1547154
@ Sabarmati River Project (Vasna)	---	11370
Strengthenig of Machhu-1	---	13103
796-Tribal Area Sub Plan	6151	942471
01-Sukhi Project-		
800-Other Expenditure	---	1176354

@ Minor heads are not available in the Finance Account.

No. 26-B-4700-ACCOUNT of CAPITAL OUTLAY on MAJOR IRRIGATION during and to the end of the year 2005-06 -Contd.

(In thousands of rupees)

	Expenditure	
	During the year	To the end of the year
GUJARAT		
02-Ukai Project-		
800-Other Expenditure		1555989
03-Sipu Irrigation Project-		
800-Other Expenditure		1210711
04-Salinity Ingress Prevention Scheme-		
800-Other Expenditure	344	2782460
05-Panam Project-		
800-Other Expenditure	608	940352
06-Sabarmati Irrigation Scheme (Dharoi)-		
800-Other Expenditure	1888	1275708
07-Reconstruction of Machhu II Irrigation Project-		
800-Other Expenditure		504894
08-Watrak Irrigation Project-		
800-Other Expenditure		715036
09-Damanganga Project-		
800-Other Expenditure		1943829
10-Bajaj Sagar Project-		
800-Other Expenditure		754001
11-Irrigation extension in completed major Irrigation Project-		
800-Other Expenditure	5172	1408549
12-Constructing High Level Canal from Panam Reservoir-		
800-Other Expenditure		3658
13-Dharoi Right Bank Loop Canal Scheme-		
800-Other Expenditure		2684
Total :	14163	17453431
80-General-		
001-Direction and Administration	41723	41723
190-Investments in Public Sector and Other Undertakings	14460970	14460970
796-Tribal Area Sub-Plan	342276	342276
799-Suspense	-30	-30
901-Deduct-Receipts and Recoveries on Capital Account	-1310000	-1310000
Total: 80	13534939	13534939
Total: Government of Gujarat	13549260	94308522
HARYANA		(A)
02-Western Jamuna Canal including Remodelling Project-		
800-Other Expenditure		389942

(A) Excludes Rs.1188974 thousands (progressive) and Rs. 158 thousands during the year incurred upto 1982-83 on the combined projects.

**No. 26-B-4700-ACCOUNT of CAPITAL OUTLAY on MAJOR IRRIGATION during and
to the end of the year 2005-06 -Contd.**

	(In thousands of rupees)	
	Expenditure	
	During the year	To the end of the year
HARYANA		
03-Gurgoan Canal Project-		
800-Other Expenditure	126649	321538
04-Loharu Canal Project-		
799-Suspense	-3451	-3451
800-Other Expenditure	-	472009
05-Jawahar Lal Nehru Project-		
800-Other Expenditure	69411	1726663
06-Manak Canal Project-		
800-Other Expenditure	-	64984
07-Satluj Yamuna Link Project-		
800-Other Expenditure	-	2636701
08-Hissar Bhakra Canal Project-		
800-Other Expenditure	-	3935
11-Bhakhra Management Board-		
800-Other Expenditure	-	797
13-Modernisation and Lining of Canal System-		
800-Other Expenditure	-	6595782
15-Lining of Channels-		
800-Other Expenditure	1172580	1382982
16-Rehabilitation of Existing channels/Drainage System-		
800-Other Expenditure	809944	6224603
18-Non commercial Irrigation Projects-		
800-Other Expenditure	-	87856
19-Construction of New Tajewala Barrage-		
800-Other Expenditure	-	1454716
20 Jhajjar Lift Irrigation Scheme-		
800-Other Expenditure	-	8336
21-Mewat Lift Irrigation Scheme-		
800-Other Expenditure	-	4079
22-Construction of Hathni Kund Barrage-		
800-Other Expenditure	-	2415259
23-Western Jamuna Canal augmentation Feeder Projects-		
800-Other Expenditure	-	150880
Total: Government of Haryana	2175133	23937611

No. 26-B-4700-ACCOUNT of CAPITAL OUTLAY on MAJOR IRRIGATION during and to the end of the year 2005-06 -Contd.

(In thousands of rupees)

Expenditure

During the year

To the end of the year

HIMACHAL PRADESH**17-Shah Nehar Project-**

800-Other Expenditure

72851

72851

Total: Government of Himachal Pradesh**72851****72851****ORISSA****Anandpur Barrange - Commercial-**

800-Other Expenditure

60043

565601

Potteru Irrigation Project - Commercial-

796-Tribal Area Sub Plan

50477

1990654

Upper Indravati Irrigation Project - Commercial-

796-Tribal Area Sub Plan

372195

8714658

Upper Kolab Irrigation Project - Commercial-

796-Tribal Area Sub Plan

66141

5440650

Upper Kolab Dam Project - Commercial-

796-Tribal Area Sub Plan

94070

Upper Indravati Dam Project- Commercial-

800-Other Expenditure

576

Kanpur Irrigation Project - Commercial-

001-Direction and Administration

14369

14369

800-Other Expenditure

74662

370443

Lower Indra Irrigation Project - Commercial-

001-Direction and Administration

59412

59412

800-Other Expenditure

648883

2464416

Lower Suktel-Irrigation Project - Commercial-

001-Direction and Administration

21507

21507

800-Other Expenditure

146342

674158

Mahanadi Chitrotpala Island Irrigation Project - Commercial-

001-Direction and Administration

3513

1974563

Naraj Barrage Commercial-

800-Other Expenditure

36371

2166371

Rengali Irrigation Project - Commercial-

001-Direction and Administration

136442

136442

800-Other Expenditure

776388

12895067

**No. 26-B-4700-ACCOUNT of CAPITAL OUTLAY on MAJOR IRRIGATION during and
to the end of the year 2005-06 -Contd.**

	(In thousands of rupees)	
	Expenditure	
	During the year	To the end of the year
ORISSA		
Ib Irrigation Project Commercial-		
796-Tribal Area Sub Plan	-	3886
Balimela Dam Project- Commercial-		
796-Tribal Area Sub Plan	-	382712
Subarnarekha Irrigation Project - Commercial-		
001-Direction and Administration	68559	68559
800-Other Expenditure	536629	6050058
Rengali Dam Project- Commercial-		
800-Other Expenditure	-	125624
Bagh Integrated Project (Stage-I) - Commercial-		
800-Other Expenditure	-	8114
Org Dam Project - Commercial-		
800-Other Expenditure	-	2852
Hirakund Dam Project - Commercial-		
800-Other Expenditure	-	746961
Delta Irrigation Project - Commercial-		
800-Other Expenditure	-	936409
Modernisation of Rushikulya System - Commercial-		
800-Other Expenditure	-	28138
Bagh Irrigation Project - Commercial-		
800-Other Expenditure	-	5941
Indra Dam Project - Commercial-		
800-Other Expenditure	-	10880
Chiroli Irrigation Project - Commercial-		
800-Other Expenditure	-	21384
Salandi Irrigation Project - Commercial-		
800-Other Expenditure	-	166166
Orissa Canal Project - Commercial-		
800-Other Expenditure	-	27618
Modernisation of Delta Development Plan - Commercial-		
800-Other Expenditure	-	14912
Mahanadi-Birupa Barrage Project - Commercial-		
800-Other Expenditure	-	1280863
Bhimkund Irrigation Project - Commercial-		
800-Other Expenditure	-	2086

No. 26-B-4700-ACCOUNT of CAPITAL OUTLAY on MAJOR IRRIGATION during and to the end of the year 2005-06 -Contd.

	(In thousands of rupees)	
	Expenditure	
	During the year	To the end of the year
ORISSA		
Modernisation of Baitarani System - Commercial-		
800-Other Expenditure		500
Haldia Irrigation Project - Commercial-		
800-Other Expenditure		-39
Dc'ta Irrigation Project - Non-Commercial-		
800-Other Expenditure		7239
Rushikulya System - Non-Commercial-		
800-Other Expenditure		665
Salandi Irrigation Project - Non Commercial-		
800-Other Expenditure		105
Orissa Canals - Non-Commercial-		
800-Other Expenditure		3040
80-General-		
004-Research	3718	3718
Total : Government of Orissa	3075651	47481348
RAJASTHAN		
01-Bhakra Nangal Project (Commercial)-		
001-Direction and Administration	18032	246115
052-Machinery and Equipment	-8	-8
799-Suspense	393	393
02-Chambal Project (Commercial)-		
001-Direction and Administration	147064	1861580
799-Suspense	-711	-5707
03-Beas Project (Commercial)-		
001-Direction and Administration	380	1583939
04-Indira Gandhi Nahar Project - (Commercial)-		
001-Direction and Administration	1446994	29025308
052-Machinery and Equipment	-6505	-6505
799-Suspense	-114081	-148880
800-Other Expenditure	143086	536113
05-Indira Gandhi Feeder (Commercial)-		
001-Direction and Administration	29300	197118
06-Gurdaon Canal (Commercial)-		
001-Direction and Administration	25802	308816

No. 26-B-4700-ACCOUNT of CAPITAL OUTLAY on MAJOR IRRIGATION during and to the end of the year 2005-06 -Contd.

	(In thousands of rupees)	
	Expenditure	
	During the year	To the end of the year
RAJASTHAN		
07-Yamuna Project (Commercial)-		
001-Direction and Administration	3000	6000
22-Jakham Project (Commercial)-		
001-Direction and Administration	11000	1108777
23-Okhala-Weir Project (Commercial)-		
001-Direction and Administration	-	2000
24-Narbada Project (Commercial)-		
001-Direction and Administration	1988774	9457150
799-Suspense	-2093	-9521
25-Nohar Feeder Project (Commercial)-		
001-Direction and Administration	-	614486
26-Sidhmukh Project (Commercial)-		
001-Direction and Administration	7875	2607119
27-Mahi Project (Commercial)-		
796-Tribal Area Sub Plan	564460	6619601
28-Bilaspur Project (Commercial)-		
001-Direction and Administration	434147	3387473
052-Machinery and Equipment	-	-8254
799-Suspense	-3625	276879
29-Indira Lift Scheme (Commercial)-		
001-Direction and Administration	-	366197
31-Gang Canal (Commercial)-		
001-Direction and Administration	293112	2977940
80-General-		
003-Training	-	8399
800-Other Expenditure	1436912	3484357
Total : Government of Rajasthan	6423308	64496885
UTTAR PRADESH		
(B) Gandak Project	-	1326220
(B) Ram Ganga Project	-	1488523
(B) Lakhwar Vyasi Project	-	1604376
(B) Kishau Dam Project	-	103091
(B) Banagar Project	-	3514267
(B) Bewar Poshak Project	-	573365
(B) Chambal Lift Project	-	930168
(B) Dohrighat Pump Canal	-	130976

(A) Minus Expenditure is due to receipts and recoveries over Capital Account.

(B) Minor heads not given in Finance Account.

No. 26-B-4700-ACCOUNT of CAPITAL OUTLAY on MAJOR IRRIGATION during and to the end of the year 2005-06 -Contd.

	(In thousands of rupees)	
	Expenditure	
	During the year	To the end of the year
UTTAR PRADESH		
(C) Koshi Irrigation Project		208183
(C) Remodelling of Okhla Bandh		180057
(C) Shahjad Bandh		244315
(C) Gyanpur Pump Canal		1508462
(C) Bricks Lining work from Khahraja Minor Head Work 2 KM		4803
(C) Hindon Bandh		1267515
(C) Jamrani Bandh Project		253412
(C) Madhya Ganga Project		6382832
(C) Moudha Bandh Project		1150250
(C) Meja Reservoir		847020
(C) Narianpur Pump Canal		678187
(C) Sarda Canal		13233460
(C) Implementation of arrangement of National Management Water Scheme		51217
(C) Son Pump Canal		443679
(C) Suhel Irrigation Project		62649
(C) Madho Tanda Irrigation Project		40000
(C) National Water Marg Scheme		460851
(C) Upper Ganga Canal		53458
(C) Urmil Bandh Project		331083
(C) Zamania Pump Canal		365435
(C) Modernisation of Upper Ganga Canal (W.B.)		7772624
(C) Scheme of Comenting edge Side of Canal		447653
04-Tehri Project (Commercial)-		
800-Other Expenditure	1847894	14052235
05-Assistance Plan for Water Supply of last Phase of Sharda Canal System (Commercial)-		
800-Other Expenditure	78010	153031
06-Rajghat Bandh Project (Commercial)-		
800-Other Expenditure	591191	5359269
07-Sarju Canal Project (Commercial)-		
800-Other Expenditure	2310868	16177481
08-Bansagar Project (Commercial)-		
800-Other Expenditure	1488787	2967069
09-Eastern Ganga Canal (Commercial)-		
800-Other Expenditure	854132	4738150
10-Kanhar Irrigation Project (Commercial)-		
800-Other Expenditure	-686	514047

(C) Minor head not given in the Finance Account.

No. 26-B-4700-ACCOUNT of CAPITAL OUTLAY on MAJOR IRRIGATION during and to the end of the year 2005-06 -Contd.

	(In thousands of rupees)	
	Expenditure	
	During the year	To the end of the year
UTTAR PRADESH		
13-Payment Under Various construction Works and agreement of Irrigation Department (Commercial)-		
800-Other Expenditure	38972	127597
14-Agra Canal (Commercial)-		
800-Other Expenditure	179299	555864
15-Restoration of capacity of Lower Ganga Canal (Commercial)-		
800-Other Expenditure	5137	5137
16-Chowdhary Charan Singh Irrigation Development Scheme (Commercial)-		
800-Other Expenditure	511999	690364
17-Payment of Land Charges of Complete Canal System (Canal)-		
800-Other Expenditure	219140	219140
18-Restoration of capacity of Dohrighat Pump Canal (Commercial)-		
800-Other Expenditure	31933	33867
19-External Aided Scheme (Commercial)-		
800-Other Expenditure	801315	1335613
21-Restoration of capacity of Eastern Yamuna Canal (Commercial)-		
800-Other Expenditure	15598	15598
22-Water preservation of lining of Canal-		
800-Other Expenditure	477392	477392
23-Construction of Badanpur Ranwaha of Firozabad District-		
800-Other Expenditure	5	5
25-Planning of Canal - Paiddieraft for Hindow Krishna (Commercial)-		
800-Other Expenditure	28255	267119
26-Deokali Pump Canal (Commercial)-		
800-Other Expenditure	36658	529029
27-Diverow of Noorpur Rajwaha (Commercial)-		
800-Other Expenditure	22364	62364
28-Chowdhary Charan Singh Kanwar Sarka - Patari Yojana (Commercial)-		
800-Other Expenditure	237129	237129
29-Construction of Metaled Road from Panipat Khatima Marg to Ratoll Loni Marg on Service road of Eastern Yamuna Canal-		
800-Other Expenditure	30164	30164
30-Restoration of capacity of Dohrighat Sahayak Pump Canal System-		
800-Other Expenditure	15248	15248
31-Restoration of capacity of Mont Branch System (Commercial)-		
800-Other Expenditure	100904	154176

No. 26-B-4700-ACCOUNT of CAPITAL OUTLAY on MAJOR IRRIGATION during and to the end of the year 2005-06. -Concl'd.

	(In thousands of rupees)	
	Expenditure	
	During the year	To the end of the year
UTTAR PRADESH		
32-Construction of Pokha Footpath at Left side of Lakhawati Branch of Bulandshahar District (Commercial)-		
800-Other Expenditure	13730	13730
33-Restoration of capacity of Sarda Sagar Bandh (Commercial)-		
800-Other Expenditure	17356	17356
34-Construction of pallellel Hindan cut Canal System (Commercial)-		
800-Other Expenditure	10001	10001
35-Restoration of Capacity of Chanel Ranbaha-		
800-Other Expenditure	7497	7497
36-Construction of New Jasrana Canal of Firojabad District (Commercial)-		
800-Other Expenditure	20000	20000
37-Compensation of acquired Land of complete project (Commercial)-		
800-Other Expenditure	48465	217200
Other Schemes each costing Rs. Crores and less		3624383
001-Direction and Administration		122298
799-Suspense		271393
800-Other Expenditure		700000
80-General-		
052-Machinery and Equipment	73780	73780
799-Suspense	164898	164898
Total: Government of Uttar Pradesh	10277435	99617755
UTTARAKHAND		
01-Jamrani Dam-		
800-Other Expenditure	7252	7252
03-Dikrikal Payments of Various Projects of Irrigations -		
800-Other Expenditure	7025	7025
04-Construction of tube wells-		
800-Other Expenditure	179627	179627
05-New Schemes of Irrigation-		
800-Other Expenditure	97256	97256
06-Under construction Irrigation Canals/Other Schemes District Plan-		
800-Other Expenditure	349620	349620
07-Modernisation of Lift Canals of Uttarakhand District Panchayat-		
800-Other Expenditure	41534	41534
11-Suspense-		
799-Suspense	-2275	-2275
	(B)	@
Total: Govt of Uttarakhand	680039	680039
WEST BENGAL		
80-General-		
800-Other Expenditure	8545	8545
Total: Government of West Bengal	8545	8545
Total: Capital Outlay on Major Irrigation	42207286	356916554

(A) Includes Rs.58665345 thousands retained in U.P. pending allocation.

(B) Excludes Rs.20000 thousands spent from Contingency Fund during 2005-06 but not recouped till the close of the year.

@ Minus balance is due to excess of receipts over expenditure.

No. 27-0701-ACCOUNT of RECEIPTS from MEDIUM IRRIGATION for the year ended 31st March, 2006

		(In thousands of rupees)
		Receipt
		Actual for year 2005-06
UNION GOVERNMENT		
80-General-		
800-Other Receipts		97155
Total : Union Government		97155
ANDHRA PRADESH		
01-Major Irrigation - Commercial-		
Total Receipts-All Projects		-42077
800-Other Receipts		509733
Total : 01		467656
02-Major Irrigation - Non-Commercial-		
800-Other Receipts		5746
Total : 02		5746
03-Medium Irrigation - Commercial-		
800-Other Receipts		4821
Total : 03		4821
Total : Government of Andhra Pradesh		478223
ASSAM		
04-Medium Irrigation - Non-Commercial-		
800-Other Receipts		188
Total : 04		188
80-General-		
800-Other Receipts		1875
Total : 80		1875
Total : Government of Assam		2063
BIHAR		
01-Major Irrigation-Commercial		
101-Kosi Project		3379
800-Other Receipts		385
908-Gandak Project		1568
909-Sone Barrage Project		84252
Total : 01		89584
03-Medium Irrigation-Commercial		
923-Medium Irrigation Project, South Bihar		18605
Total : 03		18605
Total : Government of Bihar		108189
CHHATTISGARH		
01-Pindravan-		
103-Sale of Water for other Purposes		117226
Total : 01		117226

No. 27-0701-ACCOUNT of RECEIPTS from MEDIUM IRRIGATION for the year ended 31st March, 2006-Contd.

	(In thousands of rupees)
	Receipt Actual for year 2005-06
CHHATTISGARH	
02-Kumhari-	
103-Sale of Water for other Purposes	476
Total : 02	476
03-Baller-	
102-Sale of Water for domestic Purposes	702
Total : 03	702
04-Keshwa-	
103-Sale of Water for other Purposes	1219
Total : 04	1219
05-Godali-	
101-Sale of Water for Irrigation Purpose	1374
Total : 05	1374
08-Karkhara-	
102-Sale of Water for domestic Purposes	2362
Total : 08	2362
09-Matia Moti-	
102-Sale of Water for domestic Purposes	793
Total : 09	793
10-Russey-	
102-Sale of Water for domestic Purposes	1332
Total : 10	1332
12-Pipariya-	
102-Sale of Water for domestic Purposes	1311
Total : 12	1311
13-Cheerpani-	
102-Sale of Water for domestic Purposes	1572
Total : 13	1572
14-Saroda-	
102-Sale of Water for domestic Purposes	945
Total : 14	945
15-Ghogha-	
102-Sale of Water for domestic Purposes	2289
Total : 15	2289

No. 27-0701-ACCOUNT of RECEIPTS from MEDIUM IRRIGATION for the year ended 31st March, 2006-Contd.

	(In thousands of rupees)
	Receipt Actual for year 2005-06
CHHATTISGARH	
16-Jhumka-	
101-Sale of Water for Irrigation Purposes	166
800-Other Receipts	1529
Total : 16	1695
19-Putka-	
101-Sale of Water for Irrigation Purposes	1563
800-Other Receipts	391
Total : 19	1954
21-Khamhar Packut-	
101-Sale of Water for Irrigation Purposes	1153
Total : 21	1153
22-Kuwarpur-	
101-Sale of Water for Irrigation Purposes	197
800-Other Receipts	73
Total : 22	270
24-Shyam Ghuguta-	
101-Sale of Water for Irrigation Purposes	1080
Total : 24	1080
27-Jhiram Nadi-	
101-Sale of Water for Irrigation Purposes	206
Total : 27	206
Total : Government of Chhattisgarh	137959
NCT DELHI	
80-General-	
800-Other Receipts	32221
Total : NCT Delhi	32221
GOA	
02-Major Irrigation - Non-Commercial-	
101-Sulabh Project	85030
Total : 02	85030
04-Medium Irrigation - Non-Commercial-	
800-Other Receipts	17773
Total : 04	17773
80-General-	
800-Other Receipts	388
Total : 80	388
Total : Government of Goa	103191

No. 27-0701-ACCOUNT of RECEIPTS from MEDIUM IRRIGATION for the year ended 31st March, 2006-Contd.

		(In thousands of rupees)
		Receipt
		Actual for year 2005-06
GUJARAT		
@		
	Mahi Right Bank Canal	37035
	Hathmati Reservoir Project	1656
	Kakarapar Canal Project	100844
	Machhu Irrigation Scheme Stage - I	2
	Hiran Irrigation Scheme	3
	Ukai Irrigation Project	25217
699-	Other Schemes	11785
Total :		176542
11-Machhundri Irrigation Scheme-		
	101-Sale of Water for Irrigation purposes	77207
	102-Sale of Water for Domestic Purposes	8100
	103-Sale of Water for Other purposes	724639
	800-Other Receipts	11594
Total : 11		821540
80-General-		
	800-Other Receipts	134349
Total : 80		134349
Total : Government of Gujarat		1132431
HARYANA		
08-Jul Canal Project-		
	101-Sale of Water for Irrigation Purposes	39310
	800-Other Receipts	92540
Total : 08		131850
09-Naggal Lift Irrigation Scheme-		
	101-Sale of Water for Irrigation Purposes	49364
	800-Other Receipts	64358
Total : 09		113722
10-Sawani Lift Irrigation Scheme-		
	101-Sale of Water for Irrigation Purposes	27283
	800-Other Receipts	82143
Total : 10		109426
Total : Government of Haryana		354998

@ Minor heads not available in Finance Account.

No. 27-0701-ACCOUNT of RECEIPTS from MEDIUM IRRIGATION for the year ended 31st March, 2006-Contd.

	(In thousands of rupees)
	Receipt Actual for year 2005-06
HIMACHAL PRADESH	
02-Major Irrigation - Non-Commercial-	
Total Receipts-All Projects	3997
Total : 02	3997
04-Medium Irrigation - Non-Commercial-	
Total Receipts-All Projects	86
Total : 04	86
Total : Government of Himachal Pradesh	4083
JAMMU & KASHMIR	
01-Major Irrigation - Commercial-	
Total Receipts-All Projects	3242
800-Other Receipts	1691
Total : 01	4933
04-Medium Irrigation - Non-Commercial-	
800-Other Receipts	43
Total : 04	43
80-General-	
800-Other Receipts	3825
Total : 80	3825
Total : Government of Jammu & Kashmir	8801
JHARKHAND	
01-Major Irrigation - Commercial-	
800-Other Receipts	103523
Total : 01	103523
03-Medium Irrigation - Commercial-	
800-Other Receipts	899
Total : 03	899
80-General-	
800-Other Receipts	6457
Total : 80	6457
Total : Government of Jharkhand	110879
KARNATAKA	
01-Major Irrigation - Commercial-	
Total Receipts - All Projects	197203
Total : 01	197203
03-Medium Irrigation - Commercial-	
Total Receipts - All Projects	10666
Total : 03	10666

No. 27-0701-ACCOUNT of RECEIPTS from MEDIUM IRRIGATION for the year ended 31st March, 2006-Contd.

	(In thousands of rupees)
	Receipt Actual for year 2005-06
KARNATAKA	
80-General-	
800-Other Receipts	15105
Total : 80	15105
Total : Government of Karnataka	222974
KERALA	
01-Major Irrigation - Commercial-	
Total Receipts - All Projects	10729
Total : 01	10729
02-Major Irrigation - Non-Commercial-	
Total Receipts - All Projects	13230
101-Sulabh Projects	992
800-Other Receipts	21645
Total : 02	35867
03-Medium Irrigation - Commercial-	
Total Receipts - All Projects	1641
Total : 03	1641
04-Medium Irrigation - Non-Commercial-	
Total Receipts - All Projects	486
Total : 04	486
Total : Government of Kerala	48723
MADHYA PRADESH	
01-Major Irrigation - Commercial-	
Total Receipts - All Projects	265524
Total : 01	265524
80-General-	
Total Receipts - All Projects	30187
900-Deduct Refund	-55
Total : 80	30132
Total : Government of Madhya Pradesh	295656
MAHARASHTRA	
01-Major Irrigation - Commercial-	
Total Receipts - All Projects	2418570
Total : 01	2418570
03-Medium Irrigation - Commercial-	
800-Other Receipts	1281731
Total : 03	1281731
80-General-	
800-Other Receipts	23552
900-Deduct Refund	-2
Total : 80	23550
Total : Government of Maharashtra	3723851

No. 27-0701-ACCOUNT of RECEIPTS from MEDIUM IRRIGATION for the year ended 31st March, 2006-Contd.

	(In thousands of rupees)
	Receipt
	Actual for year 2005-06
MANIPUR	
02-Major Irrigation - Non-Commercial-	
800-Other Receipts	19074
Total : 02	19074
80-General-	
800-Other Receipts	626
Total : 80	626
Total : Government of Manipur	19700
ORISSA	
80-General-	
800-Other Receipts	390205
Total : Government of Orissa	390205
PUNJAB	
01-Major Irrigation - Commercial-	
101-Sirhind Canal System	139685
102-Upper Bari Doab Canal system	6906
103-Sutlej Valley Projects	2744
104-Sirhind Feeder System (Harike Projects)	5179
106-Tubewell Projects	12
107-Irrigation Projects	1441
108-Banur Canal System	3
109-Shah Naher	571
111-Sidhwan Main Line Canal System	113
112-Bhakhra Main Line Canal System	15
800-Other Receipts	497
900-Deduct Refunds	-12
Total : 01	157154
02-Major Irrigation - Non-Commercial-	
101-Sulabh Projects	92
Total : 02	92
03-Medium Irrigation - Commercial-	
800-Other Receipts	284
Total : 03	284
04-Medium Irrigation - Non-Commercial-	
800-Other Receipts	98
Total : 04	98
80-General-	
800-Other Receipts	104056
Total : 80	104056
Total : Government of Punjab	261684

No. 27-0701-ACCOUNT of RECEIPTS from MEDIUM IRRIGATION for the year ended 31st March, 2006-Contd.

	(In thousands of rupees)
	Receipt Actual for year 2005-06
RAJASTHAN	
01-Major Irrigation - Commercial-	
Total Receipts - All Projects	84753
800-Other Receipts	19910
Total : 01	104663
02-Major Irrigation - Non-Commercial-	
Total Receipts - All Projects	484
101-Sulabh Project	820
800-Other Receipts	1520
Total : 02	2824
03-Medium Irrigation - Commercial-	
Total Receipts - All Projects	922
800-Other Receipts	125
Total : 03	1047
04-Medium Irrigation - Non-Commercial-	
Total Receipts - All Projects	942
800-Other Receipts	3675
Total : 04	4617
05-Gudha Project (Commercial)-	
101-Sale of Water for Irrigation Purposes	374
Total : 05	374
06-Morel Project (Commercial)-	
101-Sale of Water for Irrigation Purposes	1171
Total : 06	1171
07-Alania Project (Commercial)-	
101-Sale of Water for Irrigation Purposes	12
Total : 07	12
08-West Banas Project (Commercial)-	
101-Sale of Water for Irrigation Purposes	690
Total : 08	690
09-Badagaon Project (Commercial)-	
101-Sale of Water for Irrigation Purposes	2
Total : 09	2
10-Orai Irrigation Project (Commercial)-	
101-Sale of Water for Irrigation Purposes	1003
Total : 10	1003
11-Wagon Diversion Project (Commercial)-	
101-Sale of Water for Irrigation Purposes	327
Total : 11	327

No. 27-0701-ACCOUNT of RECEIPTS from MEDIUM IRRIGATION for the year ended 31st March, 2006-Contd.

	(In thousands of rupees)
	Receipt Actual for year 2005-06
RAJASTHAN	
12-Parvan Lift Project (Non-Commercial)-	
101-Sale of Water for Irrigation Purposes	23078
800-Other Receipts	142
Total : 12	23220
14-Other Projects (Non Commercial)-	
101-Sale of Water for Irrigation Purposes	557
800-Other Receipts	34
Total : 14	591
80-General-	
800-Other Receipts	94466
Total : 80	94466
Total : Government of Rajasthan	235007
TAMIL NADU	
01-Major Irrigation - Commercial-	
Total Receipts - All Projects	16620
Total : 01	16620
03-Medium Irrigation - Commercial-	
Total Receipts - All Projects	45442
Total : 03	45442
80-General-	
800-Other Receipts	86984
Total : 80	86984
Total : Government of Tamil Nadu	149046
TRIPURA	
80-General-	
800-Other Receipts	2
Total : Government of Tripura	2
UTTAR PRADESH	
01-Ghagra Pump Canal (Commercial)-	
101-Sale of Water for Irrigation Purposes	59269
Total : 01	59269
04-Dohri Ghat Pump Canal (Commercial)-	
101-Sale of Water for Irrigation Purposes	7688
Total : 04	7688
05-Tumariya Project (Commercial)-	
101-Sale of Water for Irrigation Purposes	550
103-Sale of Water for Other Purposes	17902
800-Other Receipts	269
Total : 05	18721

No. 27-0701-ACCOUNT of RECEIPTS from MEDIUM IRRIGATION for the year ended 31st March, 2006-Contd.

	(In thousands of rupees)
	Receipt Actual for year 2005-06
UTTAR PRADESH	
06-Chandra Prabha Canal (Commercial)-	
101-Sale of Water for Irrigation Purposes	48
Total : 06	48
07-Bijnore Canal (commercial)-	
101-Sale of Water for Irrigation Purposes	3323
Total : 07	3323
08-Ram Ganga Canal (Commercial)-	
101-Sale of Water for Irrigation Purposes	44936
110-Other Items	19680
800-Other Receipts	28027
Total : 08	92643
09-Banganga Canal (Commercial)-	
101-Sale of Water for Irrigation Purposes	592
Total : 09	592
10-Rampur Canal (Commercial)-	
101-Sale of Water for Irrigation Purposes	2016
110-Other Items	147
800-Other Receipts	4700
Total : 10	6863
11-Rohil Khand Canals (Commercial)-	
101-Sale of Water for Irrigation Purposes	42625
110-Other Items	378
Total : 11	43003
15-Dhasan Canals (Commercial)-	
101-Sale of Water for Irrigation Purposes	733
Total : 15	733
18-Pill Dam & Canals (Commercial)-	
101-Sale of Water for Irrigation Purposes	497
108-Indirect Receipts	159
Total : 18	656

No. 27-0701-ACCOUNT of RECEIPTS from MEDIUM IRRIGATION for the year ended 31st March, 2006-Contd.

	(In thousands of rupees)
	Receipt Actual for year 2005-06
UTTAR PRADESH	
22-Tons Pump Canal (Commercial)-	
101-Sale of Water for Irrigation Purposes	43
Total : 22	43
29-Devakli Pump Canal (Commercial)-	
101-Sale of Water for Irrigation Purposes	1902
Total : 29	1902
31-Saryu Pump Canal (Commercial)-	
101-Sale of Water for Irrigation Purposes	1715
108-Indirect Receipts	876
110-Other Items	4060
Total : 31	6651
32-Other Irrigation Scheme (Commercial)-	
101-Sale of Water for Irrigation Purposes	7337
102-Sale of Water for Irrigation Purposes	25
103-Sale of Water for Domestic Purposes	60
105-Navitation Receipts	4497
107-Workshop Receipts	8
110-Other Items	263401
800-Other Receipts	9523
900-Deduct Refunds	-50
Total : 32	284801
50-Bewar Feedr Irrigation Scheme (Commercial)-	
101-Sale of Water for Irrigation Purposes	2019
Total : 50	2019
80-General-	
800-Other Receipts	8801
Total : 80	8801
Total : Government of Uttar Pradesh	537756
UTTARAKHAND	
101-Sale of Water of Irrigation Purposes	62040
Total : Government of Uttarakhand	62040

No. 27-0701-ACCOUNT of RECEIPTS from MEDIUM IRRIGATION for the year ended 31st March, 2006-Concl'd.

	(In thousands of rupees)
	Receipt Actual for year 2005-06
WEST BENGAL	
01-Major Irrigation Commercial-	
101-Mayurakshi Reservoir Project	4817
102-Mangsbatl Reservoir Project	5831
103-Damodar Valley Project	13076
104-Teesta Barrage Project	1600
105-Subarnarekha Irrigation Project	5078
Total : 01	30402
03-Medium Irrigation - Commercial-	
103-Bakreswar Canals	111
104-Midnapore Canals	1367
107-Hinglow Irrigation Project	56
Total : 03	1534
04-Medium Irrigation - Non-Commercial-	
101-Medium Irrigation Schemes in North Bengal	19
102-Medium Irrigation Schemes in Purulia District	275
103-Medium Irrigation Schemes in Budwan District	3
700-Other Medium Irrigation Schemes	25
Total : 04	322
80-General-	
800-Other Receipts	19215
Total : 80	19215
Total : Government of West Bengal	51473
Total : Receipts from Medium Irrigation	8568310

No. 27-A-2701-ACCOUNT of EXPENDITURE on MEDIUM IRRIGATION for the year ended 31st March, 2006

(In thousands of Rupees)

	Expenditure Actual for the year 2005-06
UNION GOVERNMENT	
80-General-	
001-Direction and Administration	128575
002-Data Collection	512420
003-Training	18834
004-Research	426806
005-Survey & Investigation	229282
006-Consultancy	150475
-797-Transfers to/from reserve Funds and Deposit Accounts	5561
799-International Co-operation	36
800-Other Expenditure	121761
902-Deduct - Amount met from National Revealal Fund	-3814
Total : Union Government	1589936
ANDHRA PRADESH	
01-Major Irrigation - Commercial-	
Irrigation and Flood Control	21447808
03-Medium Irrigation - Commercial-	
Irrigation and Flood Control	1916880
80-General-	
001-Direction and Administration	1100128
003-Training	18180
800-Other Expenditure	226447
Total : Government of Andhra Pradesh	24709443
ARUNACHAL PRADESH	
04-Medium Irrigation - Non Commercial-	
800-Other Expenditure	3995
Total : Government of Arunachal Pradesh	3995
ASSAM	
04-Medium Irrigation - Non Commercial-	
001-Direction and Administration	137728
800-Other Expenditure	2661
80-General-	
001-Direction and Administration	224923
Total : Government of Assam	365312
BIHAR	
01-Major Irrigation - Commercial-	
101-Kosi Project	23811
03-Medium Irrigation - Commercial-	
001-Direction and Administration	220178
101-Bhairvanithippa Project	73919

No. 27-A-2701-ACCOUNT of EXPENDITURE on MEDIUM IRRIGATION for the year ended 31st March, 2006-Contd.

(In thousands of Rupees)

	Expenditure Actual for the year 2005-06
BIHAR	
04-Medium Irrigation - Non-Commercial-	
001-Direction and Administration	45891
101-Maintenance and Repair	62820
05-Medium Irrigation (Commercial)-	
001-Direction and Administration	99500
101-Maintenance and Repair	77002
80-General-	
001-Direction and Administration	42849
002-Date Collection	118
005-Survey and Investigation	10244
190-Assistance to Public Sector and Other Undertakings	11014
799-Suspense	1054
Total : Government of Bihar	668400
CHHATTISGARH	
01-Pindavan-	
101-Maintenance and Repairs	25
03-Balar-	
101-Maintenance and Repairs	117
07-Maroda-	
101-Maintenance and Repairs	1484
09-Matiya Motl-	
101-Maintenance and Repairs	1257
10-Russey-	
101-Maintenance and Repairs	653
12-Piparia-	
101-Maintenance and Repairs	1336
13-Chirpanl-	
101-Maintenance and Repairs	3125
14-Saroda-	
101-Maintenance and Repairs	1063
15-Ghonga-	
101-Maintenance and Repairs	2543
17-Gaza-	
101-Maintenance and Repairs	1559
21-Kumhar Pakut-	
101-Maintenance and Repairs	917
24-Shyam Ghungutta-	
101-Maintenance and Repairs	3057

No. 27-A-2701-ACCOUNT of EXPENDITURE on MEDIUM IRRIGATION for the year ended 31st March, 2006-Contd.

(In thousands of Rupees)

	Expenditure Actual for the year 2005-06
CHHATTISGARH	
26-Mayana-	
101-Maintenance and Repairs	306
27-Jhiram Nadi-	
101-Maintenance and Repairs	2883
28-Shivnath Vyayparverthan-	
101-Maintenance and Repairs	2562
80-General-	
001-Direction and Administration	645626
052-Machinery and Equipment	52201
.799-Suspense	14419
800-Other Expenditure	831
Total : Government of Chhattisgarh	715964
GOA	
04-Medium Irrigation - Non-Commercial-	
001-Direction and Administration	74623
900-Deduct Recoveries of Overpayments	-6
80-General-	
005-Survey and Investigation	8737
Total : Government of Goa	83354
GUJARAT	
80-General-	
001-Direction and Administration	549003
004-Research	27869
.799-Suspense	-48
800-Other Expenditure	406677
Total : Government of Gujarat	983501
HARAYANA	
08-Jul Canal Project-	
001-Direction and Administration	7025
101-Maintenance and Repairs	24465
.799-Suspense	-8111
800-Other Expenditure	40785
10-Sewani Lift Irrigation Project - Commercial-	
001-Direction and Administration	11129
101-Maintenance and Repairs	33454
.799-Suspense	-9893
800-Other Expenditure	54360
Total : Government of Haryana	153214

No. 27-A-2701-ACCOUNT of EXPENDITURE on MEDIUM IRRIGATION for the year ended 31st March, 2006-Contd.

(In thousands of Rupees)

	Expenditure Actual for the year 2005-06
HIMACHAL PRADESH	
11-Girl Bata Project-	
101-Maintenance and Repairs	15395
12-Balh Valley Project-	
101-Maintenance and Repairs	9210
13-Bhabour Sahib Project-	
101-Maintenance and Repairs	22825
17-Shah Nahar Project-	
101-Maintenance and Repairs	4154
Total : Government of Himachal Pradesh	51584
JAMMU & KASHMIR	
01-Major Irrigation - Commercial-	
001-Direction and Administration	200805
052-Machinery and Equipment	1313
Irrigation and Flood Control	78255
799-Suspense	-6
800-Other Expenditure	533
02-Major Irrigation - Non-Commercial-	
052-Machinery and Equipment	498
03-Medium Irrigation - Commercial-	
052-Machinery and Equipment	860
800-Other Expenditure	5
04-Medium Irrigation - Non-Commercial-	
052-Machinery and Equipment	373
80-General-	
001-Direction and Administration	1346
006-Consultancy	796
052-Machinery and Equipment	258
800-Other Expenditure	275
Total : Government of Jammu & Kashmir	285311
JHARKHAND	
01-Major Irrigation - Commercial-	
001-Direction and Administration	359290
03-Medium Irrigation - Commercial-	
001-Direction and Administration	501694
80-General-	
001-Direction and Administration	8129
Total : Government of Jharkhand	869113

No. 27-A-2701-ACCOUNT of EXPENDITURE on MEDIUM IRRIGATION for the year ended 31st March, 2006-Contd.

(In thousands of Rupees)

	Expenditure Actual for the year 2005-06
KARNATAKA	
01-Major Irrigation - Commercial-	
001-Direction and Administration	81422
Irrigation and Flood Control	221740
800-Other Expenditure	54410
03-Medium Irrigation - Commercial-	
001-Direction and Administration	2844
Irrigation and Flood Control	23841
80-General-	
001-Direction and Administration	31539
003-Training	493
004-Research	37388
006-Consultancy	112401
800-Other Expenditure	117170
Total : Government of Karnataka	683248
KERALA	
01-Major Irrigation - Commercial-	
Irrigation and Flood Control	220775
02-Major Irrigation - Non-Commercial-	
Irrigation and Flood Control	174940
03-Medium Irrigation - Commercial-	
Irrigation and Flood Control	46169
04-Medium Irrigation - Non-Commercial-	
Irrigation and Flood Control	34472
80-General-	
001-Direction and Administration	489365
004-Research	65265
005-Survey and Investigation	46200
052-Machinery and Equipment	2132
799-Suspense	54289
800-Other Expenditure	72343
911-Deduct - Recoveries of Overpayments	-2350
Total : Government of Kerala	1203600
MADHYA PRADESH	
01-Major Irrigation - Commercial-	
Irrigation and Flood Control	484505
03-Medium Irrigation - Commercial-	
800-Other Expenditure	393119

No. 27-A-2701-ACCOUNT of EXPENDITURE on MEDIUM IRRIGATION for the year ended 31st March, 2006-Contd.

(In thousands of Rupees)

	Expenditure Actual for the year 2005-06
MADHYA PRADESH	
80-General-	
001-Direction and Administration	1592313
005-Survey and Investigation	41591
052-Machinery and Equipment	149861
799-Suspense	22298
800-Other Expenditure	14700
Total : Government of Madhya Pradesh	2698387
MAHARASHTRA	
01-Major Irrigation - Commercial- Irrigation and Flood Control	1013000
03-Medium Irrigation - Commercial-	
800-Other Expenditure	378607
80-General-	
001-Direction and Administration	2623383
002-Date Collection	153898
003-Training	143720
004-Research	77081
005-Survey and Investigation	305010
006-Consultancy	57890
052-Machinery and Equipment	33318
799-Suspense	-12093
800-Other Expenditure	4808180
911-Deduct - Recoveries of Overpayments	-247
Total : Government of Maharashtra	9791747
MANIPUR	
02-Major Irrigation - Non-Commercial-	
005-Survey and Investigation	15418
051-Construction	87967
04-Medium Irrigation - Non Commercial-	
001-Direction and Administration	59105
051-Construction	18619
799-Suspense	5623
80-General-	
800-Other Expenditure	22145
Total : Government of Manipur	266980
MEGHALAYA	
04-Medium Irrigation - Non Commercial-	
001-Direction and Administration	154
Total : Government of Meghalaya	154

No. 27-A-2701-ACCOUNT of EXPENDITURE on MEDIUM IRRIGATION for the year ended 31st March, 2006-Contd.

(In thousands of Rupees)

	Expenditure Actual for the year 2005-06
MIZORAM	
04-Medium Irrigation - Non Commercial-	
800-Other Expenditure	100
Total : Government of Mizoram	100
ORISSA	
01-Aunli Irrigation - Commercial-	897
101-Maintenance and Repair	
02-Baghua Irrigation Project - Commercial-	
101-Maintenance and Repair	1650
03-Bahuda Irrigation Project - Commercial-	
101-Maintenance and Repair	4521
04-Baladia Irrigation Project - Commercial-	
101-Maintenance and Repair	1804
05-Bankabahal Irrigation Project - Commercial-	
101-Maintenance and Repair	3252
06-Baskel Irrigation Project - Commercial-	
101-Maintenance and Repair	1336
07-Budha Budhiani Irrigation Project - Commercial-	
101-Maintenance and Repair	1790
08-Dadarghati Irrigation Project - Commercial-	
101-Maintenance and Repair	2070
09-Daha Irrigation Project - Commercial-	
101-Maintenance and Repair	3162
10-Dahuka Irrigation Project - Commercial-	
101-Maintenance and Repair	1371
11-Darajanga Irrigation Project - Commercial-	
101-Maintenance and Repair	4720
12-Dhanel Irrigation Project - Commercial-	
101-Maintenance and Repair	1816
13-Dumarbahal Irrigation Project - Commercial-	
101-Maintenance and Repair	1559
14-Godahada Irrigation Project - Commercial-	
101-Maintenance and Repair	4106
15-Gohira Bhdhiani Irrigation Project - Commercial-	
101-Maintenance and Repair	4429
16-Haldia Irrigation Project - Commercial-	
101-Maintenance and Repair	1335
17-Hiradharbati Irrigation Project - Commercial-	
101-Maintenance and Repair	2593

No. 27-A-2701-ACCOUNT of EXPENDITURE on MEDIUM IRRIGATION for the year ended 31st March, 2006-Contd.

(In thousands of Rupees)

ORISSA	Expenditure Actual for the year 2005-06
18-Jaya Mangala Irrigation Project - Commercial-	
101-Maintenance and Repair	3442
19-Jharbandha Irrigation Project - Commercial-	
101-Maintenance and Repair	1321
20-Kalo Irrigation Project - Commercial-	
101-Maintenance and Repair	3359
21-Kanjhaari Irrigation Project - Commercial-	
101-Maintenance and Repair	3068
22-Kansabahal Irrigation Project - Commercial-	
101-Maintenance and Repair	2206
23-Khadakhel Irrigation Project - Commercial-	
101-Maintenance and Repair	3645
24-Kuanria Irrigation Project - Commercial-	
101-Maintenance and Repair	1978
25-Nesa Irrigation Project - Commercial-	
101-Maintenance and Repair	597
26-Ong Irrigation Project - Commercial-	
101-Maintenance and Repair	6090
27-Pilasaki Irrigation Project - Commercial-	
101-Maintenance and Repair	1630
28-Pitamahal Irrigation Project - Commercial-	
101-Maintenance and Repair	1252
29-Ramanadi Irrigation Project - Commercial-	
101-Maintenance and Repair	1266
30-Ramiala Irrigation Project - Commercial-	
101-Maintenance and Repair	5060
31-Remal Irrigation Project - Commercial-	
101-Maintenance and Repair	1834
32-Salpal Irrigation Project - Commercial-	
101-Maintenance and Repair	1378
33-Salla Irrigation Project - Commercial-	
101-Maintenance and Repair	4064
34-Salki Irrigation Project - Commercial-	
101-Maintenance and Repair	12826
35-Safarigarh Irrigation Project - Commercial-	
101-Maintenance and Repair	1366

No. 27-A-2701-ACCOUNT of EXPENDITURE on MEDIUM IRRIGATION for the year ended 31st March, 2006-Contd.

(In thousands of Rupees)

	Expenditure Actual for the year 2005-06
ORISSA	
36-Satiguda Irrigation Project - Commercial-	
101-Maintenance and Repair	3425
37-Sunder Irrigation Project - Commercial-	
101-Maintenance and Repair	2346
38-Sunei Irrigation Project - Commercial-	
101-Maintenance and Repair	5588
39-Talasara Irrigation Project - Commercial-	
101-Maintenance and Repair	1746
40-Upper Suklet Irrigation Project - Commercial-	
101-Maintenance and Repair	648
41-Uthel Irrigation Project - Commercial-	
101-Maintenance and Repair	5009
80-General-	
052-Machinery and Equipment	1977
Total : Government of Orissa	119532
PUNJAB	
01-Major Irrigation - Commercial-	
800-Other Expenditure	4228646
02-Medium Irrigation - Commercial-	
800-Other Expenditure	439557
80-General-	
800-Other Expenditure	2690
Total : Government of Punjab	4670893
RAJASTHAN	
01-Jawal Canal (Commercial)-	
101-Maintenance and Repairs	8824
800-Other Expenditure	(A) 6604
02-Meja Project (Commercial)-	
101-Maintenance and Repairs	9165
800-Other Expenditure	(A) 40521
03-Parbati Project (Dholpur) (Commercial)-	
101-Maintenance and Repairs	10001
800-Other Expenditure	(A) 64168
04-Gudha Project (Commercial)-	
101-Maintenance and Repairs	3542
800-Other Expenditure	(A) 1633
05-Moral Project (Commercial)-	
101-Maintenance and Repairs	4165
800-Other Expenditure	(A) 2356

(A) It represents notional adjustment of interest on Capital Account.

No. 27-A-2701-ACCOUNT of EXPENDITURE on MEDIUM IRRIGATION for the year ended 31st March, 2006-Contd:

(In thousands of Rupees)

RAJASTHAN	Expenditure Actual for the year 2005-06
06-Ainia Project (Commercial)-	
101-Maintenance and Repairs	6086 (A)
800-Other Expenditure	1951
07-West Banas Project (Commercial)-	
101-Maintenance and Repairs	1737 (A)
800-Other Expenditure	670
08-Vallabh Nagar Project (Commercial)-	
101-Maintenance and Repairs	1843 (A)
800-Other Expenditure	864
09-Badagaon Pal Project (Commercial)-	
101-Maintenance and Repairs	1477 (A)
800-Other Expenditure	760
10-Oral Pal Project (Commercial)-	
101-Maintenance and Repairs	1646 (A)
800-Other Expenditure	634
11-Jetpura Project (Commercial)-	
800-Other Expenditure	(A) 1821
12-Gopalpura Project (Commercial)-	
800-Other Expenditure	(A) 2522
21-Parvan Project (Commercial)-	
800-Other Expenditure	71
23-Panchana Project (Commercial)-	
800-Other Expenditure	(A) 118374
24-Som Kamla Amba Project (Commercial)-	
101-Maintenance and Repairs	10032 (A)
800-Other Expenditure	209799
25-Dala Project (Commercial)-	
800-Other Expenditure	(A) 1401
26-Jhadol Project (Commercial)-	
800-Other Expenditure	(A) 936
27-Wagon Diversion Project (Commercial)-	
101-Maintenance and Repairs	3025 (A)
800-Other Expenditure	13966
28-Lasadla Project (Commercial)-	
800-Other Expenditure	1374
29-Som Kagdar Project (Commercial)-	
800-Other Expenditure	(A) 23187

(A) It represents notional adjustment of interest on Capital Account.

No. 27-A-2701-ACCOUNT of EXPENDITURE on MEDIUM IRRIGATION for the year ended 31st March, 2006-Contd.

(In thousands of Rupees)

RAJASTHAN	Expenditure Actual for the year 2005-06
30-Bhim Sagar (Commercial)-	
101-Maintenance and Repairs	3185 (A)
800-Other Expenditure	23941
31-Kothari Project (Commercial)-	
101-Maintenance and Repairs	1633
800-Other Expenditure	11198
32-Gosunda Project (Commercial)-	
800-Other Expenditure	992
33-Bassi Project (Commercial)-	
101-Maintenance and Repairs	2619 (A)
800-Other Expenditure	11276
34-Khari Project (Commercial)-	
800-Other Expenditure	1362 (A)
35-Chhapl Project (Commercial)-	
800-Other Expenditure	97383 (A)
37-Bilas Project (Commercial)-	
800-Other Expenditure	21696 (A)
38-Sawan Bhadon Project (Commercial)-	
101-Maintenance and Repairs	3501 (A)
800-Other Expenditure	38531
40-Sukali Project (Commercial)-	
800-Other Expenditure	15379 (A)
41-Bandisendra Project (Commercial)-	
800-Other Expenditure	15969 (A)
42-Kanota Project (Commercial)-	
800-Other Expenditure	16 (A)
43-Chanwall Project (Commercial)-	
800-Other Expenditure	87578 (A)
44-Gambhiri Project (Commercial)-	
101-Maintenance and Repairs	301 (A)
800-Other Expenditure	14662
45-Jaisamand Project (Commercial)-	
101-Maintenance and Repairs	117 (A)
800-Other Expenditure	14586
46-Mashi Project (Commercial)-	
800-Other Expenditure	612 (A)
47-Galva Project (Commercial)-	
800-Other Expenditure	17920 (A)

(A) It represents notional adjustment of interest on Capital Account.

No. 27-A-2701-ACCOUNT of EXPENDITURE on MEDIUM IRRIGATION for the year ended 31st March, 2006-Contd.

(In thousands of Rupees)

RAJASTHAN	Expenditure Actual for the year 2005-06
49-Chhaparwara Project (Commercial)-	
800-Other Expenditure	(A) 28
50-Kalakh Project (Commercial)-	
800-Other Expenditure	(A) 10
53-Parvati Project (Kota) (Commercial)-	
800-Other Expenditure	(A) 70
55-Tank Projects (Commercial)-	
800-Other Expenditure	(A) 284
56-Kalsii Project (Commercial)-	
800-Other Expenditure	(A) 295
57-Matri Kundla Project (Commercial)-	
800-Other Expenditure	(A) 3224
58-Narain Sagar Project (Commercial)-	
800-Other Expenditure	(A) 615
59-Other Projects (Commercial)-	
800-Other Expenditure	(A) 3387
60-Bethali Project (Commercial)-	
800-Other Expenditure	(A) 49451
62-Modernisation/Renewal/Re-generation/Upgradation of Projects (Commercial)-	
800-Other Expenditure	(A) 19280
63-Gardra Project (Commercial)-	
800-Other Expenditure	(A) 24199
64-Parwan Lift (Non Commercial)-	
101-Maintenance and Repairs	12003
65-Harish Chandra Sagar - Non-Commercial-	
101-Maintenance and Repairs	1073
80-General-	
001-Direction and Administration	31400
002-Data Collection	1178
003-Training	11700
004-Research	7874
005-Survey and Investigation	80165
196-Assistance to Zila Parishads/District Level Panchayats	29835
799-Suspense	-2209
800-Other Expenditure	79945
Total : Government of Rajasthan	1293419

(A) It represents notional adjustment of interest on Capital Account.

No. 27-A-2701-ACCOUNT of EXPENDITURE on MEDIUM IRRIGATION for the year ended 31st March, 2006-Contd.

(In thousands of Rupees)

	Expenditure Actual for the year 2005-06
TAMIL NADU	
01-Major Irrigation - Commercial-	
Irrigation and Flood Control	1425027
03-Medium Irrigation - Commercial-	
Irrigation and Flood Control	2931553
04-Medium Irrigation - Non-Commercial-	
800-Other Expenditure	1883
80-General-	
001-Direction and Administration	264329
003-Training	14319
004-Research	36736
052-Machinery and Equipment	-25416
800-Other Expenditure	-32067
Total : Government of Tamil Nadu	4616364
UTTARAKHAND	
10-Tumria Scheme-	
101-Maintenance and Repairs	29588
11-Doon Canals-	
101-Maintenance and Repairs	28633
12-Haripur/Baur Dam & Canals-	
101-Maintenance and Repairs	23065
13-Other Irrigation Schemes-	
101-Maintenance and Repairs	18314
20-Research Institute Roorkee-	
101-Maintenance and Repairs	3516
80-General-	
052-Machinery and Equipment	507
799-Suspense	1586
800-Other Expenditure	6689
Total : Government of Uttarakhand	111898
UTTAR PRADESH	
02-Medium Irrigation - Commercial-	
001-Direction and Administration	5644814
05-Ghaghar and Garal Canals - (Commercial)-	
101-Maintenance and Repair	11847
06-Belan Canal - (Commercial)-	
101-Maintenance and Repair	6466
07-Ken Canal - (Commercial)-	
101-Maintenance and Repair	9616

No. 27-A-2701-ACCOUNT of EXPENDITURE on MEDIUM IRRIGATION for the year ended 31st March, 2006-Contd.

(In thousands of Rupees)

	Expenditure Actual for the year 2005-06
UTTAR PRADESH	
08-Dohari Ghat Pump Canal - (Commercial)-	
101-Maintenance and Repair	12174
09-Tumaria Project - (Commercial)-	
101-Maintenance and Repair	2592
10-Chandraprabha Canal (Commercial)-	
101-Maintenance and Repair	2486
11-Bijnor Canal (Commercial)-	
101-Maintenance and Repair	976
12-Ram Ganga Canal (Commercial)-	
101-Maintenance and Repair	10274
13-Ban Ganga Canal (Commercial)-	
101-Maintenance and Repair	2250
14-Rampur Ganga Canal (Commercial)-	
101-Maintenance and Repair	4313
15-Rohilkhand Canal (Commercial)-	
101-Maintenance and Repair	4039
16-Lalitpur Canal (Commercial)-	
101-Maintenance and Repair	1738
17-Gursara Canal (Commercial)-	
101-Maintenance and Repair	2440
18-Rampur Canal (Commercial)-	
101-Maintenance and Repair	1643
19-Dhasan Canal (Commercial)-	
101-Maintenance and Repair	4119
20-Jamini Canals (Commercial)-	
101-Maintenance and Repair	3334
21-Karamnasha Canal (Commercial)-	
101-Maintenance and Repair	5396
22-Pili Dam and Canal (Commercial)-	
101-Maintenance and Repair	7493
23-Begul Reservoir (Commercial)-	
101-Maintenance and Repair	4836
24-Meja Canal (Commercial)-	
101-Maintenance and Repair	8801
25-Tanda Pump Canal (Commercial)-	
101-Maintenance and Repair	8275

No. 27-A-2701-ACCOUNT of EXPENDITURE on MEDIUM IRRIGATION for the year ended 31st March, 2006-Contd.

(In thousands of Rupees)

	Expenditure Actual for the year 2005-06
UTTAR PRADESH	
26-Tons Pump Canal (Commercial)-	
101-Maintenance and Repair	5391
27-Bhupauli Pump Canal (Commercial)-	
101-Maintenance and Repair	4928
28-Narainpur Pump Canal (Commercial)-	
101-Maintenance and Repair	13057
29-Jamanla Pump Canal (Commercial)-	
101-Maintenance and Repair	6454
30-Kwano Pump Canal (Commercial)-	
101-Maintenance and Repair	4104
31-Suraha Tal Pump Canal (Commercial)-	
101-Maintenance and Repair	500
32-Yamuna Pump Canal (Commercial)-	
101-Maintenance and Repair	6444
33-Dev Kall Pump Canal (Commercial)-	
101-Maintenance and Repair	3203
34-Son Pump Canal (Commercial)-	
101-Maintenance and Repair	2186
35-Sarya Pump Canal (Commercial)-	
101-Maintenance and Repair	1940
36-Other Irrigation Scheme (Commercial)-	
101-Maintenance and Repair	301
38-Ohan Dam/Canal (Commercial)-	
101-Maintenance and Repair	279
40-Chnadrawal Dam/Canal (Commercial)-	
101-Maintenance and Repair	1
41-Chillimal Pump Canal (Commercial)-	
101-Maintenance and Repair	437
42-Augasi Pump Canal (Commercial)-	
101-Maintenance and Repair	672
44-Barua Dam/Pump Canal (Commercial)-	
101-Maintenance and Repair	257
45-Sahajad Dam/Pump Canal (Commercial)-	
101-Maintenance and Repair	757
46-Sajnam Dam/Pump Canal (Commercial)-	
101-Maintenance and Repair	477
47-Rohni Dam/Pump Canal (Commercial)-	
101-Maintenance and Repair	150

No. 27-A-2701-ACCOUNT of EXPENDITURE on MEDIUM IRRIGATION for the year ended 31st March, 2006-Contd.

(In thousands of Rupees)

	Expenditure Actual for the year 2005-06
UTTAR PRADESH	
48-Urmil Dam/Pump Canal (Commercial)-	
101-Maintenance and Repair	50
49-Utraula Pump Canal (Commercial)-	
101-Maintenance and Repair	2182
50-Damaria Ganj Pump Canal (Commercial)-	
101-Maintenance and Repair	1626
51-Chittaurgarh Reservoir Project-	
101-Maintenance and Repair	1473
52-Gola Pump Canal (Commercial)-	
101-Maintenance and Repair	1059
53-Ayodhya Pump Canal (Commercial)-	
101-Maintenance and Repair	453
54-Bewar Feeder Irrigation Project-	
101-Maintenance and Repair	285
55-Gyanpur Pump Canal (Commercial)-	
101-Maintenance and Repair	5350
56-Ram Ki Padi Canal (Commercial)-	
101-Maintenance and Repair	1056
57-Suhail Irrigation Scheme - (Commercial)-	
101-Maintenance and Repair	680
58-Qyolari Dam/Canal - (Commercial)-	
101-Maintenance and Repair	56
59-Maudaha Dam/Canal System - (Commercial)-	
101-Maintenance and Repair	2043
60-Pahunj and Garhmanu Canal (Commercial)-	
101-Maintenance and Repair	219
61-Dogari and Khaprar Canal (Commercial)-	
101-Maintenance and Repair	110
62-Raja Mehandra Ripudaman Singh Chambal Dal Project (Commercial)-	
101-Maintenance and Repair	2066
63-Pathari Dam Canal System (Commercial)-	
101-Maintenance and Repair	606
64-Gunta Dam Canal System - Commercial	
101-Maintenance and Repair	884
65-Charkhari Pump Canal Project - Commercial	
101-Maintenance and Repair	257
66-Barwar Pump Canal System - Commercial	
101-Maintenance and Repair	717

No. 27-A-2701-ACCOUNT of EXPENDITURE on MEDIUM IRRIGATION for the year ended 31st March, 2006-Conclid.

(In thousands of Rupees)

	Expenditure Actual for the year 2005-06
UTTAR PRADESH	
67-Partikp Sanathan Lucknow - (Non Commercial)-	
101-Maintenance and Repair	1351
68-Canal Colony Lucknow - (Non-Commercial)-	
101-Maintenance and Repair	1375
69-Canal Colony Okhla - (Non-Commercial)-	
101-Maintenance and Repair	923
70-Other Colonies - (Non-Commercial)-	
101-Maintenance and Repair	1078
80-General-	
052-Machinery and Equipment	1086
799-Suspense	19366
800-Other Expenditure	1412000
Total : Government of Uttar Pradesh	7269811
WEST BENGAL	
01-Major Irrigation - Commercial-	
101-Mayurakshi Reservoir Project	182020
102-Kangsabot Reservoir Project	485827
103-Damodar Valley Project	308905
02-Major Irrigation - Non Commercial-	
101-Damodar Valley Scheme	123234
03-Medium Irrigation - Commercial-	
101-Old Damodar Canals	18633
102-Eden Canal System	23
103-Bakreswar Canal	153
104-Midnapore Irrigation Canals	24790
105-Karatwa Irrigation Canals	1906
106-Saharajore Irrigation Scheme	837
107-Other Irrigation Scheme in K.C.	1038
04-Medium Irrigation - Non-Commercial-	
101-Medium Irrigation Schemes in North Bengal	24286
102-Medium Irrigation Scheme in Purulia District	7549
103-Medium Irrigation Schemes in Midnapur District	3457
104-Medium Irrigation Scheme in Burdwan District	445
105-Other Medium Irrigation Scheme	12075
80-General-	
001-Direction and Administration	560691
002-Date Collection	571
003-Training	41
004-Research	3975
005-Survey and Investigation	48730
052-Machinery and Equipment	250
799-Suspense	(A) -33965
800-Other Expenditure	12575
Total : Government of West Bengal	1788046
Total : Expenditure of Medium Irrigation	60284313

(A) Minus figure is due to excess adjustment in Suspense Head.

COMBINED FINANCE AND REVENUE ACCOUNTS OF THE UNION AND STATE GOVERNMENTS IN INDIA FOR THE YEAR 2005-06

No. 27-B-4701-ACCOUNT of CAPITAL OUTLAY on MEDIUM IRRIGATION during and to the end of the year 2005-06

	(In thousands of rupees)	
	During the year	To the end of the year
UNION GOVERNMENT		
01-Major Irrigation-Commercial-		
@ Irrigation Projects		104
001-Direction and Administration		182
800-Other Expenditure		3474
Total: 01- Major Irrigation-Commercial	0	3760
02-Major Irrigation-Non-Commercial-		
@ Irrigation Projects		114369
800-Other Expenditure		6663
Total: 02- Major Irrigation-Non-Commercial	0	121032
03-Medium Irrigation-Commercial-		
190-Investments in Public Sector and Other Undertakings		17000
Total: 03- Medium Irrigation-Commercial	0	17000
04-Medium Irrigation-Non-Commercial-		
001-Direction and Administration		
052-Machinery & Equipment	500	2000
800-Other Expenditure		64032
Total: 04- Medium Irrigation-Non-Commercial	500	66032
80-General-		
004-Reaserch		562087
190-Investments in Public Sector and Other Undertakings		30000
800-Other Expenditure	9373	587891
Total: 80- General	9373	1179878
Total: Union Government	9873	1387802
Total: Commercial	0	20760
Total: Non-Commercial	9873	1367042
UNION TERRITORY GOVERNMENT		
PUDUCHERRY		
04-Medium Irrigation-Non-Commercial-		
001-Direction and Administration		80033
052-Machinery and Equipment		13996
800-Other Expenditure		4034
Total: 04- Medium Irrigation-Non-Commercial	0	98063
80-General-		
004-Reaserch		
800-Other Expenditure		13422
Total: 80- General	0	13422
Total: Government of Puducherry	0	111485
Total: Commercial		
Total: Non-Commercial	0	111485

@ Minor Heads not given in the Finance Accounts.

No. 27-B-4701-ACCOUNT of CAPITAL OUTLAY on MEDIUM IRRIGATION during and to the end of the year 2005-06-Contd.

	(In thousands of rupees)	
	Expenditure	
	During the year	To the end of the year
STATE GOVERNMENTS		
ANDHRA PRADESH		
01-Major Irrigation-Commercial- @ Irrigation Projects	51691695	186743151
800-Other Expenditure	1442993	4274651
Total: 01- Major Irrigation-Commercial	53134688	191017802
03-Medium Irrigation-Commercial- @ Irrigation Projects	4206057	19143028
796-Tribal Area Sub-plan	--	461537
800-Other Expenditure	131378	818955
Total: 03- Medium Irrigation-Commercial	4337435	20423520
04-Medium Irrigation-Non-Commercial- 101-Kinnerasani Project	--	27273
Total: 04-Medium Irrigation-Non-Commercial	0	27273
80-General-		
001-Direction and Administration	--	41591
003-Training	--	298
052-Machinery and Equipment	--	-20
190-Investments in Public Sector and Other Undertakings	--	66500
799-Suspense	--	-87
800-Other Expenditure	--	3087
Total: 80- General	0	111369
Total: Government of Andhra Pradesh	57472123	211579964
Total: Commercial	57472123	211441322
Total: Non-Commercial	0	138642
ARUNACHAL PRADESH		
02-Major Irrigation-Non-Commercial-		
800-Other Expenditure	--	13610
Total: 02- Major Irrigation-Non-Commercial	0	13610
80-General-		
800-Other Expenditure	--	4639
Total: 80- General	0	4639
Total: Government of Arunachal Pradesh	0	18249
Total: Commercial	--	--
Total: Non-Commercial	0	18249
ASSAM		
04-Medium Irrigation-Non-Commercial-		
@ Irrigation Project	57845	4850299
800-Other Expenditure	--	194157
Total: 04- Medium Irrigation-Non-Commercial	57845	5044456
80-General-		
001-Direction and Administration	15307	1588257
005-Survey and Investigation	--	99707
007-Survey and Statistic	--	17446

(A) Includes Rs. 155337 thousands being the expenditure incurred upto 31st October, 1956 in Ex-Hyderabad state and Rs. 293142 thousands being expenditure incurred upto 30th September, 1953 in Composite Madras state.

@ Minor Heads not given in concerned Finance Accounts.

No. 27-B-4701-ACCOUNT of CAPITAL OUTLAY on MEDIUM IRRIGATION during and to the end of the year 2005-06-Contd.

	(In thousands of rupees)	
	Expenditure	
	During the year	To the end of the year
ASSAM		
80-General-		
052-Machinery and Equipment		1995
799-Suspense		-1036
800-Other Expenditure	76112	244849
Total: 80- General	91419	1951218
Total: Government of Assam	149264	6995674
Total: Commercial		--
Total: Non-Commercial	149264	6995674
BIHAR		
01-Major Irrigation-Commercial-		
@ Irrigation Projects	69678	563329
Total: 01- Major Irrigation-Commercial	69678	563329
02-Major Irrigation-Non-Commercial		
@ Irrigation Projects		26029149
Total:02-Major Irrigation-Non-Commercial	0	26029149
03-Medium Irrigation-Commercial-		
@ Irrigation Projects	106417	321938
Total: 03-Medium Irrigation-Commercial	106417	321938
04-Medium Irrigation-Non-Commercial-		
@ Irrigation Projects		20234964
001-Direction and Administration	49901	194857
052-Machinery and Equipment		9294
796-Tribal Area Sub-plan		6991771
799-Suspense		974072
800-Other Expenditure	179709	5363346
Total: 04- Medium Irrigation-Non-Commercial	229610	33768304
80-General-		
001-Direction and Administration	13121	530250
004-Reaserch		15690
005-Survey and Investigation	17178	851184
190-Investments in Public Sector and Other Undertakings		511230
796-Tribal Area Sub-plan		395966
800-Other Expenditure	2225	4226350
901-Deduct Recoveries of overpayments		-3063
Total: 80- General	32524	6527669
Total: Government of Bihar	438229	67210389
Total: Commercial	176095	885267
Total: Non-Commercial	262134	66325122
CHHATTISGARH		
03-Medium Irrigation-Commercial-		
@ Irrigation Projects	1189773	3551176
800-Other Expenditure		1409882
Total: 03- Medium Irrigation-Commercial	1189773	4961058

@ Minor Heads not given in the Finance Accounts.

No. 27-B-4701-ACCOUNT of CAPITAL OUTLAY on MEDIUM IRRIGATION during and to the end of the year 2005-06-Contd.

	(In thousands of rupees)	
	Expenditure	
	During the year	To the end of the year
CHHATTISGARH		
80-General-		
002-Date Collection	25354	25354
005-Survey & Investigation	1155	21137
800-Other Expenditure	1231	1238
Total: 80- General	27740	47729
Total: Government of Chhattisgarh	1217513	6008787
Total: Commercial	1189773	4961058
Total: Non-Commercial	27740	47729
NCT DELHI		
04-Medium Irrigation- Non-Commercial-		
800-Other Expenditure	-	6543
Total: 04- Medium Irrigation-Non-Commercial	0	6543
Total: Government of NCT Delhi	0	6543
GOVERNMENT OF GOA		
02-Major Irrigation-Non-Commercial-		
@ Irrigation Projects	-	-
Total:Major Irrigation-Non-Commercial-	0	0
04-Medium Irrigation-Non-Commercial-		
001-Direction and Administration	71	1180
@ Irrigation Projects	52399	4356122
190-Investments in Public Sector and Other Undertakings	-	333000
800-Other Expenditure	1249394	1611794
Total: 04- Medium Irrigation-Non-Commercial	1301864	6302096
80-General-		
003-Training	10	86
004-Research	1	1417
005-Survey and Investigation	626	6709
800-Other Expenditure	49	749
Total: 80-General	686	8961
Total: Government of Goa	1302550	6311057
Total: Commercial	0	0
Total: Non-Commercial	1302550	6311057
GUJARAT		
01-Major Irrigation-Commercial-		
@ Irrigation Projects	-	-
Total: 01- Major Irrigation-Commercial	0	0
03-Medium Irrigation-Commercial-		
@ Irrigation Projects	210819	24143017
Total: 03- Medium Irrigation-Commercial	210819	24143017
80-General-		
001-Direction and Administration	330494	6107231
052-Machinery and Equipment	-	16094
@ Minor Heads not given in the Finance Accounts.		
(C) Excludes Rs.13325175 thousands retained in M.P. pending allocation.		

No. 27-B-4701-ACCOUNT of CAPITAL OUTLAY on MEDIUM IRRIGATION during and to the end of the year 2005-06-Contd.

	(In thousands of rupees)	
	During the year	Expenditure To the end of the year
GUJARAT		
80-General-		
190-Investment in Public Sector and Other Undertakings	--	39199156
796-Tribal Area Sub-plan	65123	4422685
797-Tribal Area Sub-Plan	--	-1927
799-Suspense	268	-17666
800-Other Expenditure	--	93344
901-Deduct-Receipts and Recoveries on Capital Account	--	-13849812
Total: 80-General	395885	35969105
Total: Government of Gujarat	606704	60112122
Total: Commercial	210819	24143017
Total: Non-Commercial	395885	35969105
HARYANA		
04-Augmentation Canal Project-		
800-Other Expenditure	--	68928
05-Rewari Life Irrigation Project-		
800-Other Expenditure	--	228
06-New Minor for equitable distribution of water-		
800-Other Expenditure	--	408884
07-Improvement of old/existing chennels under NABARD-		
800-Other Expenditure	1874043	9305311
08-Jul Canal Project-		
800-Other Expenditure	--	113820
09-Naggal Life Irrigation Scheme-		
800-Other Expenditure	--	63825
10-Siwani Life Irrigation Project-		
800-Other Expenditure	--	294530
11-Remodelling of Tail Siasi Branch to feed Fatehabad Branch-		
800-Other Expenditure	--	5
12-Storage of Kotta Bhindwas and Ottu Lake-		
800-Other Expenditure	--	78405
13-Ladwa Irrigation Scheme-		
800-Other Expenditure	--	1
14-Water Resources Consolidated Project-		
800-Other Expenditure	--	266107
15-Project estimate for improvement & upkeeping of Budhkot & Suraj Kund Lake-		
800-Other Expenditure	--	1345
16 Barwala Link Scheme-		
800-Other Expenditure	--	7822
17-Razing capacity of Sibipur Lake-		
800-Other Expenditure	--	20758

**No. 27-B-4701-ACCOUNT of CAPITAL OUTLAY on MEDIUM IRRIGATION during and
to the end of the year 2005-06-Contd.**

	(In thousands of rupees)	
	Expenditure	
	During the year	To the end of the year
HARYANA		
18-Lining Delhi Parallel Branch-		
800-Other Expenditure		68734
80-General-		
004-Research		669966
005-Survey & Investigation		1611770
052-Machinery & Equipment Strengthening Data Collection		405743
800-Other Expenditure	30507	459932
Total: Government of Haryana	1904550	13846114
HIMACHAL PRADESH		
02-Major Irrigation-Non-Commercial-		
@ Irrigation Projects		781824
Total:02-Major Irrigation-Non-Commercial	0	781824
03-Medium Irrigation-Commercial-		
800-Other Expenditure		7131
Total: 03-Medium Irrigation-Commercial	0	7131
04-Medium Irrigation-Non-Commercial-		
001-Direction and Administration		3173
@ Irrigation Projects		365922
796-Tribal Area Sub-plan		225
800-Other Expenditure		2888
Total: 04-Medium Irrigation-Non-Commercial	0	372208
15-Chenger Area Irrigation Project-		
052-Machinery and Equipment	32314	32314
Total : 15	32314	32314
16-Flow Irrigation Scheme, Sadhate-		
052-Machinery and Equipment	90996	90996
Total : 16	90996	90996
18-Survey River Project-		
052-Machinery and Equipment	5001	5001
Total : 18	5001	5001
80-General-		
005-Survey and Investigation	3000	20607
190-Investment in Public Sector and Other Undertakings		73
799-Suspense	4518	2146
Total: 80-General	7518	22826
Total: Government of Himachal Pradesh	135829	1312300
Total: Commercial	0	7131
Total: Non-Commercial	7518	1176858

@ Minor heads not given in the Finance Accounts.

No. 27-B-4701-ACCOUNT of CAPITAL OUTLAY on MEDIUM IRRIGATION during and to the end of the year 2006-06-Contd.

	(In thousands of rupees)	
	Expenditure	
	During the year	To the end of the year
JAMMU AND KASHMIR		
01-Major Irrigation-Commercial-		
@ Irrigation Projects	488867	4179604
001-Direction and Administration	35760	172404
052-Machinery & Equipment	200	9017
799-Suspense	75	710947
Total: 01-Major Irrigation-Commercial	524902	6071972
02-Major Irrigation- Non Commercial-		
001-Direction and Administration	3066	3066
Total : 02	3066	3066
80-General-		
001-Direction and Administration	270	1566
005-Survey & Investigation	70	987
052-Machinery & Equipment	6083	6152
800-Other Expenditure	12367	196609
Total: 80-General	18780	206314
Total: Government of Jammu and Kashmir	646768	6290362
Total: Commercial	524902	5071972
Total: Non-Commercial	18790	205314
JHARKHAND		
02-Major Irrigation-Non-Commercial-		
796-Tribal Area Sub-plan		483496
04-Medium Irrigation - Non-Commercial-		
799-Suspense-Misc P.W. Advances	129501	129501
80-General-		
796-Tribal Area Sub-plan	2152153	8856261
799-Suspense		198365
800-Other Expenditure	681090	2535435
Total: Government of Jharkhand	2962744	12203068
Total: Commercial		
Total: Non-Commercial	2962744	12203068
KARNATAKA		
01-Major Irrigation-Commercial-		
@ Irrigation Projects	703331	76683662
Total: 01-Major Irrigation-Commercial	703331	76683662
03-Medium Irrigation - Commercial -		
@ Irrigation Projects	4780949	35289608
Total: 03-Major Irrigation-Commercial	4780949	35289608
80-General		
001-Direction and Administration		6561
190-Investment in Public Sector and Other Undertakings	25432522	95456327
800-Other Expenditure	515252	1934400
Total: 80	26947774	97397288
Total: Government of Karnataka	31432064	209370668
Total: Commercial	5484280	111973270
Total: Non-Commercial	25947774	97397288

@ Minor Heads not given in the Finance Accounts.

Economic Services

No. 27-B-4701-ACCOUNT of CAPITAL OUTLAY on MEDIUM IRRIGATION during and to the end of the year 2006-06-Contd.

	(In thousands of rupees)	
	Expenditure	
	During the year	To the end of the year
KERALA		
01-Major Irrigation-Commercial-		
@ Irrigation Projects	13578	1082455
Total: 01-Major Irrigation-Commercial	13578	1082455
02-Major Irrigation-Non-Commercial-		
@ Irrigation Projects	1318214	19708598
Total: 02-Major Irrigation-Non-Commercial	1318214	19708598
03-Medium Irrigation-Commercial-		
@ Irrigation Projects	1050	132384
Total: 03-Medium Irrigation-Commercial	1050	132384
04-Medium Irrigation-Non-Commercial-		
@ Irrigation Projects	364676	3603740
Total: 04-Medium Irrigation-Non-Commercial-	364676	3603740
80-General-		
800-Other Expenditure	186600	2241545
Total: 80-General	186600	2241545
Total: Government of Kerala	1884118	28768722
Total: Commercial	14628	1214839
Total: Non-Commercial	1869490	25553883
MADHYA PRADESH		
01-Major Irrigation-Commercial-		
@ Irrigation Projects	7702566	66667327
052-Machinery and Equipment		190364
796-Tribal Area Sub-plan	929603	4440158
800-Other Expenditure	3000	15931
Total: 01-Major Irrigation-Commercial	8635169	71313780
03-Medium Irrigation-Commercial-		
@ Irrigation Projects	113261	7369850
796-Tribal Area Sub-plan	831408	8722325
800-Other Expenditure	296438	2746084
Total: 03-Medium Irrigation-Commercial	1241107	18838269
80-General-		
001-Direction and Administration		9216
005-Survey and Investigation	135242	1275742
796-Tribal Area Sub-plan	4780	410330
800-Other Expenditure	32447	1543667
Total: 80-General	172469	3238955
Total: Government of Madhya Pradesh	10448745	83390884
Total: Commercial	9876276	90152039
Total: Non-Commercial	172469	3238955

(A) Excludes Rs.35953 (thousands) spent out of Contingency fund during 2005-06 but not recouped to the fund till the close of the year.

@ Minor Heads not given in the Finance Accounts.

No. 27-B-4701-ACCOUNT of CAPITAL OUTLAY on MEDIUM IRRIGATION during and to the end of the year 2005-06-Contd.

MAHARASHTRA	(In thousands of rupees)	
	Expenditure	
01-Major Irrigation-Commercial-		
@ Irrigation Projects	541610	73024906
Total: 01-Major Irrigation-Commercial	541610	73024906
		(A)
03-Medium Irrigation-Commercial-		
@ Irrigation Projects	2981354	46025438
Total: 03-Medium Irrigation-Commercial	2981354	46025438
80-General-		
001-Direction and Administration	--	24
004-Research	25554	309243
190-Investment in Public Sector and Other Undertakings	55376231	232004108
753-Transfer to/from Reserve Funds and Deposit Accounts	--	1433
Total: 80-General	56401785	232311942
Total: Government of Maharashtra	58924749	351352286
Total: Commercial	3522964	119050344
Total: Non-Commercial	55401785	232311942
MANIPUR		
01-Major Irrigation - Commercial		
001-Direction and Administration	--	11300
Total 01-Major Irrigation - Commercial	0	11300
02-Major Irrigation-Non-Commercial-		
@ Irrigation Projects	--	--
005-Survey and Investigation	--	592
051-Construction	1109452	3552776
052-Machinery and Equipment	--	23818
@ Irrigation Project	--	2482864
800-Other Expenditure	--	--
Total: 02-Major Irrigation-Non-Commercial	1109452	6080050
04-Medium Irrigation-Non-Commercial-		
051-Construction	36473	202191
@ Irrigation Projects	--	316871
Total: 04-Medium Irrigation-Non-Commercial	36473	519062
80-General-		
004-Research	--	27464
005-Survey and Investigation	--	165863
052-Machinery and Equipment	--	132
800-Other Expenditure	--	2664
Total: 80-General	0	196123
Total: Government of Manipur	1145925	6786535
Total: Commercial	0	11300
Total: Non-Commercial	1145925	6775235

@ Minor heads are not available in the Finance Accounts.

Economic Services

No. 27-B-4701-ACCOUNT of CAPITAL OUTLAY on MEDIUM IRRIGATION during and to the end of the year 2006-06-Contd.

	(In thousands of rupees)	
	Expenditure	
	During the year	To the end of the year
MEGHALAYA		
04-Medium Irrigation-Non-Commercial-		
800-Other Expenditure	1756	187288
Total: 04-Medium Irrigation-Non-Commercial	1756	187288
Total: Government of Meghalaya	1756	187288
Total: Commercial		
Total: Non-Commercial	1756	187288
MIZORAM		
80-General-		
001-Direction and Administration	-	1319
800-Other Expenditure	-	8312
Total:80-General	0	9631
Total:Government of Mizoram	0	9631
Total:Commercial	0	0
Total:Non-Commercial	0	9631
ORISSA		
Darajang Irrigation Project - Commercial-		
800-Other Expenditure	-	116249
Rengali Dam Project - Commercial-		
800-Other Expenditure	-	101601
Mahanadi-Birupa Barrage Project- Commercial-		
800-Other Expenditure	-	21742
Salpal Irrigation Project -Commercial-		
800-Other Expenditure	-	29346
Dahuka Irrigation Project - Commercial-		
800-Other Expenditure	-	15298
Sunei Irrigation Project - Commercial-		
800-Other Expenditure	-	358898
Mahanadi Chitroptala Island Irrigation Project - Commercial-		
800-Other Expenditure	-	221580
Modernisation of Rushikulya System - Commercial-		
800-Other Expenditure	-	6066
Modernisation of Delta Dev. Plan - Commercial-		
800-Other Expenditure	-	222799
Baitarani System Commercial-		
800-Other Expenditure	-	3533
Budhabudhan Irrigation Project - Commercial-		
800-Other Expenditure	-	22783
Bondapilli Irrigation Project- Commercial-		
800-Other Expenditure	-	1100
Baskel Irrigation Project - Commercial-		
800-Other Expenditure	-	13510
Bamakol Irrigation Project Commercial-		
800-Other Expenditure	-	14746

No. 27-B-4701-ACCOUNT of CAPITAL OUTLAY on MEDIUM IRRIGATION during and to the end of the year 2005-06-Contd.

	(In thousands of rupees)	
	Expenditure	
	During the year	To the end of the year
ORISSA		
Basidia Irrigation Project - Commercial-		
800-Other Expenditure		836
Hiradharbati Irrigation Project - Commercial-		
800-Other Expenditure		4570
Sunder Irrigation Project - Commercial-		
800-Other Expenditure		80074
Daha Irrigation Project - Commercial-		
800-Other Expenditure		154310
Dadarghati Irrigation Project - Commercial-		
800-Other Expenditure		97255
Pitamahal Irrigation Project - Commercial-		
800-Other Expenditure		26736
Lower Suktal Irrigation Project - Commercial-		
800-Other Expenditure		4770
Aunil Irrigation Project - Commercial-		
800-Other Expenditure		30419
Gohira Irrigation Project - Commercial-		
800-Other Expenditure		201140
Godahada Irrigation Project - Commercial-		
800-Other Expenditure		55290
Uttel Irrigation Project - Commercial-		
800-Other Expenditure		25072
Hirakund Distribution System - Commercial-		
800-Other Expenditure		53175
Choukinala Irrigation Project - Commercial-		
800-Other Expenditure		1523
Okala Irrigation Project - Commercial-		
800-Other Expenditure		1662
Nessa Irrigation Project - Commercial-		
800-Other Expenditure		13360
Hirakud Canal System - Commercial-		
800-Other Expenditure		12137
Jayamangal Irrigation Project - Commercial-		
800-Other Expenditure		1434

No. 27-B-4701-ACCOUNT of CAPITAL OUTLAY on MEDIUM IRRIGATION during and to the end of the year 2005-06-Contd.

	(In thousands of rupees)	
	Expenditure	
	During the year	To the end of the year
ORISSA		
Delta Irrigation Stage - I - Commercial-		
800-Other Expenditure		644
Ramanadi Irrigation Project - Commercial-		
800-Other Expenditure		7925
Pilasalki Irrigation Project - Commercial-		
800-Other Expenditure		92790
Talia Minor - Commercial-		
800-Other Expenditure		1898
Naraj Barrage - Commercial-		
800-Other Expenditure		1474
Strengthening of Hirakud Dam against crack - Commercial-		
800-Other Expenditure		339
Creek Irrigation Project - Commercial-		
800-Other Expenditure		527
Hadagada Irrigation Project - Commercial-		
800-Other Expenditure		201
Salandi Dasa Mouza - Commercial-		
800-Other Expenditure		4998
Talasari Irrigation Project - Commercial-		
800-Other Expenditure		500
Harbhangi Irrigation Project - Commercial-		
800-Other Expenditure		1420216
Bhaghua Irrigation Project (State-II) - Commercial-		
800-Other Expenditure		819420
Hariharjore Irrigation Project - Commercial-		
800-Other Expenditure		939490
Upper Jonk Irrigation Project - Commercial-		
800-Other Expenditure		1221343
Birupa Genguti Island Irrigation Project - Commercial-		
800-Other Expenditure		140054
Water Resources Consolidation Project (EAP) - Commercial-		
800-Other Expenditure		4261652
National Water Management Project - Commercial-		
800-Other Expenditure		561580
Lump Provision for Post Evaluation Study of Irrigation Project - Commercial-		
800-Other Expenditure		255
Rukura Nalla Irrigation Project - Commercial-		
800-Other Expenditure		84176
Bagh Barrage Irrigation Project - Commercial-		
800-Other Expenditure	42106	505586
Lump Provision for Modernisation of Irrigation Project-		
800-Other Expenditure		23752

**No. 27-B-4701-ACCOUNT of CAPITAL OUTLAY on MEDIUM IRRIGATION during and
to the end of the year 2005-06-Contd.**

	(In thousands of rupees)	
	Expenditure	
	During the year	To the end of the year
ORISSA		
Baghua Dhanei Doab - Commercial-		
800-Other Expenditure	18519	18519
Baghaiaati Irrigation Project - Commercial-		
001-Direction and Administration	6717	6717
800-Other Expenditure	152129	889200
Chheligada Irrigation Project - Commercial (AIBP)-		
001-Direction and Administration	8482	8482
800-Other Expenditure	29151	29376
Deo Irrigation Project - Commercial-		
796-Tribal Area Sub Plan	46301	500083
Kharekhara Irrigation Project - Commercial-		
800-Other Expenditure	58651	58651
Manjore Irrigation Project - Commercial-		
001-Direction and Administration	4668	4668
800-Other Expenditure	142077	919296
Rajua Irrigation Project - Commercial (NABARD) -		
800-Other Expenditure	10006	10006
Ret Irrigation Project - Commercial (AIBP)-		
001-Direction and Administration	2670	2670
800-Other Expenditure	132438	132438
Rukura Irrigation Project - Commercial-		
001-Direction and Administration	3772	3772
800-Other Expenditure	36498	37909
Salki Canal Project - Commercial (AIBP)-		
800-Other Expenditure	12965	12965
Telengiri Irrigation Project - Commercial-		
001-Direction and Administration	12515	12515
800-Other Expenditure	29461	306366
Titilagarh Irrigation Project - Commercial-		
796-Tribal Area Sub Plan	31866	422855
Hydraulic Research (AIBP) Commercial-		
001-Direction and Administration	3765	3765
800-Other Expenditure	1121	1121
Improvement of Sasan Canal (AIBP) - Commercial-		
800-Other Expenditure	15402	15402
Hydrology Project (EAP) - Commercial-		
001-Direction and Administration	8310	8310
800-Other Expenditure	7384	201504

No. 27-B-4701-ACCOUNT of CAPITAL OUTLAY on MEDIUM IRRIGATION during and to the end of the year 2006-06-Contd.

	(In thousands of rupees)	
	Expenditure	
	During the year	To the end of the year
ORISSA		
Pipeline Projects under AIBP - Commercial-		
800-Other Expenditure	34815	836555
Other Pipeline Projects - Commercial-		
800-Other Expenditure	115872	1306000
Clearance of Arrear liabilities of other completed Irrigation Projects - Commercial-		
800-Other Expenditure	14575	27538
Kusei Irrigation Project - Commercial-		
800-Other Expenditure		9178
Kalo Irrigation Project - Commercial-		
800-Other Expenditure		63531
Kanjhari Irrigation Project - Commercial-		
800-Other Expenditure		325666
Badanala Irrigation Project - Commercial-		
800-Other Expenditure		1252599
Bankabahal Irrigation Project - Commercial-		
800-Other Expenditure		346127
Barasuan Irrigation Project - Commercial-		
800-Other Expenditure		2536
Remal Irrigation Project - Commercial-		
800-Other Expenditure		163546
Remal Extension Irrigation - Commercial-		
800-Other Expenditure		998
Talsara Irrigation Project - Commercial-		
800-Other Expenditure		69141
Sarafgarh Irrigation Project - Commercial-		
800-Other Expenditure		73618
Kansabahal Irrigation Project - Commercial-		
800-Other Expenditure		334890
Bondaplihi Irrigation Project - Commercial-		
800-Other Expenditure		19219
Bhaskel Irrigation Project - Commercial-		
800-Other Expenditure		17856
Satiguda Irrigation Project - Commercial-		
800-Other Expenditure		53555
Bahuda Irrigation Project - Commercial-		
800-Other Expenditure		16459
Dhanei Irrigation Project - Commercial -		
800-Other Expenditure		31534

No. 27-B-4701-ACCOUNT of CAPITAL OUTLAY on MEDIUM IRRIGATION during and to the end of the year 2005-06-Contd.

	(In thousands of rupees)	
	During the year	To the end of the year
ORISSA		
Kuanria Irrigation Project - Commercial-		
800-Other Expenditure		138381
Salla Irrigation Project - Commercial-		
800-Other Expenditure		54787
Salki Irrigation Project - Commercial-		
800-Other Expenditure		23620
Sapura Badajore Irrigation Project - Commercial-		
800-Other Expenditure	3939	452374
Jharabandha Irrigation Project - Commercial-		
800-Other Expenditure		39001
Upper Suklet Irrigation Project - Commercial-		
800-Other Expenditure		80031
Ong Irrigation Project - Commercial-		
800-Other Expenditure		225088
Ramlala Irrigation Project - Commercial-		
800-Other Expenditure		192180
Sikandi Irrigation Project - Commercial-		
800-Other Expenditure		30045
Khadakel Irrigation Project - Commercial-		
800-Other Expenditure		61692
Dumerbhal Irrigation Project - Commercial-		
800-Other Expenditure		38884
Delta Irrigation Project Stage - II Commercial-		
800-Other Expenditure		5350
Anandpur Barrage Project - Commercial-		
800-Other Expenditure		35285
Dehuka Irrigation Project - Non Commercial-		
800-Other Expenditure		1018
Utteri Irrigation Project - Non Commercial-		
800-Other Expenditure		166
Budhabudhani Irrigation Project - Non Commercial-		
800-Other Expenditure		27
Ramanadi Irrigation Project - Non Commercial-		
800-Other Expenditure		500
Derjang Irrigation Project - Non Commercial-		
800-Other Expenditure		6
Aunil Irrigation Project - Non Commercial-		
800-Other Expenditure		900

**No. 27-B-4701-ACCOUNT of CAPITAL OUTLAY on MEDIUM IRRIGATION during and
to the end of the year 2005-06-Contd.**

	(In thousands of rupees)	
	Expenditure	
	During the year	To the end of the year
ORISSA		
Dhenoi Irrigation Project - Non Commercial-		
800-Other Expenditure		66
Baghua Irrigation Project - Non Commercial-		
800-Other Expenditure		147
Salki Irrigation Project - Non Commercial-		
800-Other Expenditure		290
Salia Irrigation Project - Non Commercial-		
800-Other Expenditure		138
Godahada Irrigation Project - Non Commercial-		
800-Other Expenditure		72
Dadarghati Irrigation Project - Non Commercial-		
800-Other Expenditure		3052
Upper Jonk Irrigation Project - Non Commercial-		
800-Other Expenditure		1223
Kansabhal Irrigation Project - Non Commercial-		
800-Other Expenditure		150
Bansakabhal Irrigation Project - Non Commercial-		
800-Other Expenditure		301
Barasuan Irrigation Project - Non Commercial-		
800-Other Expenditure		150
Other Scheme each of Rs. one crore or less - Non Commercial-		
800-Other Expenditure		83
Navigation in Mahanadi - Non Commercial-		
800-Other Expenditure		3066
Khadakel Irrigation Project - Non Commercial -		
800-Other Expenditure		1101
Nessa Irrigation Project - Non Commercial-		
800-Other Expenditure		1501
Khanjhari Irrigation Project - Non Commercial-		
800-Other Expenditure		998
80-General-		
001-Direction and Administration		-27
004-Research		1519576
005-Survey		27594
800-Other Expenditure	674	24179
Total : Government of Orissa	986849	23621965

No. 27-B-4701-ACCOUNT of CAPITAL OUTLAY on MEDIUM IRRIGATION during and to the end of the year 2005-06-Contd.

	(In thousands of rupees)	
	Expenditure	
	During the year	To the end of the year
PUNJAB		
01-Major Irrigation-Commercial-		
@ Irrigation Projects	702715	42678915
800-Other Expenditure		36903
901-Deduct-Receipts and Recoveries on Capital Account	-883	-9186
Total: 01-Major Irrigation-Commercial	701832	42708632
03-Medium Irrigation-Commercial-		
001-Direction and Administration		52
@ Irrigation Projects	1028147	8737384
901-Deduct-Receipts and Recoveries on Capital Account		-1414
Total: 03-Medium Irrigation-Commercial	1028147	8736022
80-General-		
001-Direction and Administration		53593
005-Survey and Investigation		2576
800-Other Expenditure		481
Total: 80-General	0	56650
Total: Government of Punjab	1729979	51499304
Total: Commercial	1729979	51442654
Total: Non-Commercial	0	56650
RAJASTHAN		
01-Jawal Canal (Commercial)-		
001-Direction and Administration		66040
02-Meja Irrigation Project (Commercial)-		
001-Direction and Administration		405211
03-Parbati Project (Dholpur) Commercial-		
001-Direction and Administration		641683
04-Gudha Project (Commercial)-		
001-Direction and Administration		16329
05-Morel Project (Commercial)-		
001-Direction and Administration		23554
06-Alnia Project (Commercial)-		
001-Direction and Administration		19506
07-West Banas Project (Commercial)-		
001-Direction and Administration		6703
08-Vallabh Nagar Project (Commercial)-		
001-Direction and Administration		8637
09-Badagaon Pal Project (Commercial)-		
001-Direction and Administration		7602
10-Orai Irrigation Project (Commercial)-		

No. 27-B-4701-ACCOUNT of CAPITAL OUTLAY on MEDIUM IRRIGATION during and to the end of the year 2005-06-Contd.

	(In thousands of rupees)	
	During the year	To the end of the year
RAJASTHAN		
001-Direction and Administration		8342
11-Jetpura Project (Commercial)-		
001-Direction and Administration		18216
12-Gopalpura Project (Commercial)-		
001-Direction and Administration		25218
21-Parwan Project (Commercial)-		
001-Direction and Administration		709
23-Pachana Project (Commercial)-		
001-Direction and Administration	76129	1227929
799-Suspense	-1198	-6728
24-Somkamlia Amba Project (Commercial)-		
796-Tribal Area Sub Plan	14422	2105201
25-Data Project (Commercial)-		
001-Direction and Administration		14006
28-Jhadol Project (Commercial)-		
001-Direction and Administration		9364
27-Wagon Diversion Scheme (Commercial)-		
001-Direction and Administration		139662
28-Lasadia Project (Commercial)-		
001-Direction and Administration		13740
29-Somkagdar Project (Commercial)-		
001-Direction and Administration		231874
30-Bhim Sagar Project (Commercial)-		
001-Direction and Administration		239413
31-Kothari Project (Commercial)-		
001-Direction and Administration		111979
32-Gosunda Project (Commercial)-		
001-Direction and Administration		9921
33-Bassi Project (Commercial)-		
001-Direction and Administration		112767
34-Khari Feeder (Commercial)-		
001-Direction and Administration		13618
35-Chhapi Project (Commercial)-		
001-Direction and Administration	41117	994386
37-Bilas Project (Commercial)-		
001-Direction and Administration	3866	218889
38-Sawan Bhador Project (Commercial)-		
001-Direction and Administration	31549	403590

No. 27-B-4701-ACCOUNT of CAPITAL OUTLAY on MEDIUM IRRIGATION during and to the end of the year 2005-06-Contd.

	(In thousands of rupees)	
	During the year	To the end of the year
RAJASTHAN		
799-Suspense		(A) -2506
40-Sukli Project (Commercial)-		
001-Direction and Administration	103134	205359
41-Bandisendara Project (Commercial)-		
001-Direction and Administration	103794	211589
42-Kanota Project (Commercial)-		
001-Direction and Administration		160
43-Chanwali Project (Commercial)-		
001-Direction and Administration	69424	923370
799-Suspense	-969	-3366
44-Gambhiri Project (Commercial)-		
001-Direction and Administration		146618
45-Jaisamand Project (Commercial)-		
001-Direction and Administration		145862
46-Mashi Project (Commercial)-		
001-Direction and Administration		6116
47-Gaiwa Project (Commercial)-		
001-Direction and Administration		179195
49-Chhaparwara Project (Commercial)-		
001-Direction and Administration		284
50-Kalakh Project (Commercial)-		
001-Direction and Administration		96
53-Parbati Project (Kota) (Commercial)-		
001-Direction and Administration		700
55-Tank Projects (Commercial)-		
001-Direction and Administration		2844
56-Katisil Project (Commercial)-		
001-Direction and Administration		2954
57-Matra Kundia Project (Commercial)-		
001-Direction and Administration	311	32396
58-Narain Sagar Project (Commercial)-		
001-Direction and Administration		6155
59-Other Projects (Commercial)-		
001-Direction and Administration		33636
60-Belhal Project (Commercial)-		
001-Direction and Administration	33641	511280
62-Re-generation/Upgradation/Modernisation/Renewal of Projects (Commercial)-		
001-Direction and Administration	52814	219204
63-Gardada Project (Commercial)-		
001-Direction and Administration	207294	363753
64-Parvan Lift Scheme (Non-Commercial)-		
001-Direction and Administration	2821	390125
65-Harish Chandra Sagar Project (Non-Commercial)-		
001-Direction and Administration		121320

(A) Minus expenditure is due to receipts and recoveries over Capital Account.

Economic Services

No. 27-B-4701-ACCOUNT of CAPITAL OUTLAY on MEDIUM IRRIGATION during and to the end of the year 2005-06-Contd.

	(In thousands of rupees)	
	Expenditure	
	During the year	To the end of the year
RAJASTHAN		
80-General-		
002-Data Collection	--	2733
005-Survey and Investigation	--	1384
800-Other Expenditure	194	40085
Total : Government of Rajasthan	758073	10608910
TAMIL NADU		
01-Major Irrigation-Commercial-		
@ Irrigation Projects	22783	5865206
Total: 01-Major Irrigation-Commercial	22783	5865206
03-Medium Irrigation-Commercial-		
@ Irrigation Projects	1118194	20458436
Total: 03-Medium Irrigation-Commercial	1118194	20458436
04-Medium Irrigation-Non-Commercial-		
800-Other Expenditure	--	974806
Total: 04-Medium Irrigation-Non-Commercial	0	974806
80-General-		
001-Direction and Administration	--	146823
800-Other Expenditure	37855	1330217
Total: 80-General	37855	1477040
Total: Government of Tamil Nadu	1178832	28775488
Total: Commercial	1140977	26323642
Total: Non-Commercial	37855	2451846
TRIPURA		
04-Medium Irrigation-Non-Commercial-		
001-Direction and Administration	6699	300368
799-Suspense	--	3162
800-Other Expenditure	98294	1192761
Total: 04-Medium Irrigation-Non-Commercial	104993	1496291
80-General-		
001-Direction and Administration	--	2326
052-Machinery and Equipment	--	129
Total: 80-General	0	2455
Total: Government of Tripura	104993	1498746
Total: Commercial	--	--
Total: Non-Commercial	104993	1498746
UTTAR PRADESH		
01-Major Irrigation-Commercial-		
@ Irrigation Projects	1973511	10284512
799-Suspense	--	--
800-Other Expenditure	--	--
Total: 01-Major Irrigation-Commercial	1973511	10284512

@ Minor Heads are not available in the Finance Accounts.

No. 27-B-4701-ACCOUNT of CAPITAL OUTLAY on MEDIUM IRRIGATION during and to the end of the year 2005-06-Contd.

	(In thousands of rupees)	
	Expenditure	
	During the year	To the end of the year
UTTAR PRADESH		
03-Medium Irrigation-Commercial-		
@ Irrigation Projects	--	--
799-Suspense	--	--
Total: 03-Medium Irrigation-Commercial	0	0
04-Medium Irrigation-Non-Commercial-		
@ Irrigation Projects	--	--
Total-04-Medium Irrigation-Non-Commercial-	0	0
80-General-		
003-Training	631	37503
004-Research	--	86413
005-Survey and Investigations	65680	1486312
052-Machinery & Equipment	12316	12316
797-Transfer to/from Reserve Funds and Deposit Account	--	-47333
799-Suspense	-8494	-33605
800-Other Expenditure	--	328439
Total: 80-General	70133	1870046
	(B)	(A)
Total: Government of Uttar Pradesh	2043644	12164657
Total: Commercial	1973511	10284512
Total: Non-Commercial	70133	1870045
UTTARAKHAND		
01-Major Irrigation-Commercial-		
001-Direction & Administration	--	94147
799-Suspense	--	3811
800-Other Expenditure	--	3000
@ Irrigation Projects	--	1199358
Total: 01- Major Irrigation-Commercial	0	1300316
02-Major Irrigation-Non-Commercial-		
052-Machinery & Equipment	2013	2013
800-Other Expenditure	-219	-219
Total : 02	1794	1794
03-Medium Irrigation-Commercial-		
@ Irrigation Projects	--	3357
Total: 03- Medium Irrigation-Commercial	0	3357
04-Medium Irrigation Non-Commercial-		
Irrigation Project	--	--
Total: 04-Medium Irrigation-Non Commercial	0	0

@ Minor heads are not available in the Finance Accounts.


(A) Includes Rs. 67189344 thousands yet to be allocated between U.P. and Uttaranchal.

(B) Includes Rs 34342 (thousands) spent out of advances from the Contingency Fund upto 31.3.2005 and recouped to the fund during 2005-06.

**No. 27-B-4701-ACCOUNT of CAPITAL OUTLAY on MEDIUM IRRIGATION during and
to the end of the year 2005-06-Concl'd.**

	(In thousands of rupees)	
	Expenditure	
	During the year	To the end of the year
UTTARAKHAND		
80-General-		
003-Training	3121	24024
004-Research	2717	18979
005-Survey & Investigation	11264	45232
006-Upgradation of design & Training Institutions	3280	3280
799-Suspense	-	538
800-Other Expenditure	-	5046
Total: 80- General	20382	97099
Total: Govt of Uttarakhand	22176	1402566
Total: Commercial	0	1202715
Total: Non-Commercial	20382	97099
WEST BENGAL		
01-Major Irrigation-Commercial- @ Irrigation Projects	419913	16465298
Total: 01-Major Irrigation-Commercial	419913	16465298
03-Medium Irrigation-Commercial- @ Irrigation Projects	-	180055
800-Other Expenditure	-	27720
Total: 03-Medium Irrigation-Commercial	0	207775
04-Medium Irrigation-Non-Commercial- @ Irrigation Projects	12700	1057215
Total: 04-Medium Irrigation-Non-Commercial	12700	1057215
80-General-		
800-Other Expenditure	-	51510
Total: 80- General	0	51510
Total: Government of West Bengal	432613	17781798
Total: Commercial	419913	16673073
Total: Non-Commercial	12700	1057215
Total: Capital Outlay on MEDIUM Irrigation	177440643	1226503244

@ Minor heads are not available in the Finance Accounts.



No. 27-C-6701-ACCOUNT of LOANS for MAJOR AND MEDIUM IRRIGATION showing the amounts ADVANCED and REPAID during the year ended 31st March, 2006 and the BALANCES of such Loans at the commencement and at the end of the year 2005-06

(In thousands of rupees)

	Union Government	U.T. Govt. Puduchery	STATE GOVERNMENTS						Item No.	
			Andhra Pradesh	Arunachal Pradesh	Assam	Bihar	Chhattisgarh	NCT Delhi		Goa
01-Major Irrigation-Commercial-										
800-Other Loans-										
Balance 1st April, 2005										1
Advanced during the year										2
Repaid during the year										3
Balance 31st March, 2006	0	0	0	0	0	0	0	0	0	4
04-Medium Irrigation-Non-Commercial-										
800-Other Loans-										
Balance 1st April, 2005						3423				5
Advanced during the year						7400				6
Repaid during the year										7
Balance 31st March, 2006	0	0	0	0	0	10823	0	0	0	8
60-Others-										
190-Loans to Public Sector and other Undertakings:-										
Balance 1st April, 2005	1861877		104437			7058			-16	9
Advanced during the year	158000		107000							10
Repaid during the year										11
Balance 31st March, 2006	2019877	0	211437	0	0	7058	0	0	-16	12
800-Other Loans-										
Balance 1st April, 2005	-4									13
Advanced during the year										14
Repaid during the year										15
Balance 31st March, 2006	(A) -4	0	0	0	0	0	0	0	0	16
Total: Loans for Major and Medium Irrigation-										
Balance 1st April, 2005	1861873	0	104437	0	0	(C) 10481	0	0	-16	17
Advanced during the year	158000	0	107000	0	0	7400	0	0	0	18
Repaid during the year	0	0	0	0	0	0	0	0	0	19
Balance 31st March, 2006	2019873	0	211437	0	0	17881	0	0	-16	20
Interest received and credited to revenue										21

(A) Adverse balance is under investigation.

(C) The allocation of balance as on 14th November, 2000 of Composite Bihar and Jharkhand has not been done so far.

No. 27-C-6701-ACCOUNT of LOANS for MAJOR AND MEDIUM IRRIGATION showing the amounts ADVANCED and REPAYD during the year ended 31st March, 2006 and the BALANCES of such Loans at the commencement and at the end of the year 2005-06-Contd.

Item No.	STATE GOVERNMENTS								Total carried over
	Gujarat	Haryana	Himachal Pradesh	Jammu and Kashmir	Jharkhand	Karnataka	Kerala	Madhya Pradesh	
1									0
2									0
3									0
4	0	0	0	0	0	0	0	0	0
5									3423
6									7400
7									0
8	0	0	0	0	0	0	0	0	10823
9									1973356
10									265000
11									0
12	0	0	0	0	0	0	0	0	2238356
13	7423						-59		7373
14									0
15	23								23
16	7400	0	0	0	0		(A) -59	0	7350
17	7423	0	0	0	0		-59	0	1984152
18	0	0	0	0	0		0	0	272400
19	23	0	0	0	0		0	0	23
20	7400	0	0	0	0		-59	0	2256529
21									0

(A) Reasons for minus balance are under examination.

Loans and Advances

No. 27-C-6701-ACCOUNT of LOANS for MAJOR AND MEDIUM IRRIGATION showing the amounts ADVANCED and REPAYED during the year ended 31st March, 2006 and the BALANCES of such Loans at the commencement and at the end of the year 2005-06-Contd.

	Total brought forward	STATE GOVERNMENTS						Item No.
		Maharashtra	Manipur	Meghalaya	Mizoram	Nagaland	Orissa	
(In thousands of rupees)								
01-Major Irrigation-Commercial-								
800-Other Loans-								
Balance 1st April, 2005	0							1
Advanced during the year	0							2
Repaid during the year	0							3
Balance 31st March, 2006	0	0	0	0	0	0	0	4
04-Medium Irrigation-Non-Commercial-								
800-Other Loans-								
Balance 1st April, 2005	3423							5
Advanced during the year	7400							6
Repaid during the year	0							7
Balance 31st March, 2006	10823	0	0	0	0	0	0	8
60-Others-								
190-Loans to Public Sector and other Undertakings-								
Balance 1st April, 2005	1973356							9
Advanced during the year	265000							10
Repaid during the year	0							11
Balance 31st March, 2006	2238356	0	0	0	0	0	0	12
800-Other Loans-								
Balance 1st April, 2005	7373							13
Advanced during the year	0							14
Repaid during the year	23							15
Balance 31st March, 2006	7350	0	0	0	0	0	0	16
Total: Loans for Major and Medium Irrigation-								
Balance 1st April, 2005	1984152	0	0	0	0	0	0	17
Advanced during the year	272400	0	0	0	0	0	0	18
Repaid during the year	23	0	0	0	0	0	0	19
Balance 31st March, 2006	2256529	0	0	0	0	0	0	20
Interest received and credited to revenue	0							21

No. 27-C-6701-ACCOUNT of LOANS for MAJOR AND MEDIUM IRRIGATION showing the amounts ADVANCED and REPaid during the year ended 31st March, 2006 and the BALANCES of such Loans at the commencement and at the end of the year 2005-06-Concid.

Item No.	STATE GOVERNMENTS								Total
	Punjab	Rajasthan	Sikkim	Tamil Nadu	Tripura	Uttar Pradesh	Uttarakhand	West Bengal	
1									0
2									0
3									0
4	0	0	0	0	0	0	0	0	0
5									3423
6									7400
7									0
8	0	0	0	0	0	0	0	0	10823
9									1973356
10									265000
11									0
12	0	0	0	0	0	0	0	0	2238356
13									7373
14									0
15									23
16	0	0	0	0	0	0	0	0	7350
17	0	0	0	0	0	0	0	0	1984152
18	0	0	0	0	0	0	0	0	272400
19	0	0	0	0	0	0	0	0	23
20	0	0	0	0	0	0	0	0	2256529
21									0

Loans and Advances

No. 28-0702-ACCOUNT of RECEIPTS from MINOR IRRIGATION for the year ended 31st March, 2006

(In thousands of rupees)

	Union Government	U.T. Govt. Puduchery	STATE GOVERNMENTS							Item No.
			Andhra Pradesh	Arunachal Pradesh	Assam	Bihar	Chhattisgarh	NCT Delhi	Goa	
01-Surface Water-										
101-Receipts from Water Tanks			265					348		1
102-Receipts from Lift Irrigation Schemes			228	18			7	88	8773	2
103-Receipts from diversion schemes							305			3
201-Receipts from deepening of Wells and Tanks										4
796-Tribal Area Sub-plan										5
800-Other Receipts	380	611	263	5			5	72098	5946	6
900-Deduct-Refunds										7
Total: 01	380	611	756	23	0	317	72534	0	14719	8
02-Ground Water-										
101-Receipts from tube wells	15499						3501			9
201-Receipts from deepening of Wells and Tanks										10
796-Tribal Area Sub-plan										11
800-Other Receipts	-11380	663	641				261			12
900-Deduct-Refunds		-19								13
Total: 02	4119	644	641	0	0	3762	0	0	0	14
03-Command Area Development-										
101-Receipts from Area Dev. Programmes										15
103-Drainage Projects										16
796-Tribal Area Sub-plan										17
800-Other Receipts			2091					691	105	18
900-Deduct-Refunds										19
Total: 03	0	0	2091	0	0	0	691	0	105	20
04-Flood Control-										
101-Anti Sea Erosion Project										21
102-Flood Control Project										22
103-Drainage Projects			193							23
796-Tribal Area Sub-plan										24
800-Other Receipts										25
Total: 04	0	0	193	0	0	0	0	0	0	26
80-General-										
796-Tribal Area Sub-plan										27
800-Other Receipts		13	16078	278	1727	53	3985	514		28
900-Deduct-Refunds										29
Total: 80	0	13	16078	278	1727	53	3985	514	0	30
Total: Receipts from Minor Irrigation	4499	1268	19759	301	1727	4132	77210	514	14824	31

No. 28-0702-ACCOUNT of RECEIPTS from MINOR IRRIGATION for the year ended 31st March, 2006-Contd.

Item No.	STATE GOVERNMENTS								Total carried over
	Gujarat	Haryana	Himachal Pradesh	Jammu and Kashmir	Jharkhand	Karnataka	Kerala	Madhya Pradesh	
1	8430					43637			52680
2	3743	1062	4243				1992		20154
3	67		936		126				1434
4									0
5									0
6	10078			1862	1712	1066	6092	77637	177755
7								-72	-72
8	22318	1062	5179	1862	1838	44703	8084	77565	251951
9	9506		232	3					28741
10									0
11									0
12	311					6456	6481		3433
13						-29			-48
14	9817	0	232	3	0	6427	6481	0	32126
15									0
16									0
17									0
18									2887
19	6								6
20	6	0	0	0	0	0	0	0	2893
21	13					14066			14079
22							1		1
23									193
24									0
25	184			7					191
26	197	0	0	7	0	14066	1	0	14464
27									0
28	14094			18758	668	8416			64584
29									0
30	14094	0	0	18758	668	8416	0	0	64584
31	46432	1062	5411	20630	2506	73612	14566	77565	366018

Economic Services

No. 28-0702-ACCOUNT of RECEIPTS from MINOR IRRIGATION for the year ended 31st March, 2006-Contd.

	Total brought forward	STATE GOVERNMENTS						Item No.
		Maharashtra	Manipur	Meghalaya	Mizoram	Nagaland	Orissa	
01-Surface Water-								
101-Receipts from Water Tanks	52680	2647					92	1
102-Receipts from Lift Irrigation Schemes	20154	508				50	66	2
103-Receipts from diversion schemes	1434					201		3
201-Receipts from deepening of Wells and Tanks	0							4
796-Tribal Area Sub-plan	0							5
800-Other Receipts	177755	648016		285	9		44898	6
900-Deduct-Refunds	-72							7
Total: 01	251951	651171	0	285	260	0	45056	8
02-Ground Water-								
101-Receipts from tube wells	28741							9
201-Receipt from deepening of wells and Tanks	0							10
796-Tribal Area Sub-plan	0							11
800-Other Receipts	3433						1664	12
900-Deduct-Refunds	-48							13
Total: 02	32128	0	0	0	0	0	1664	14
03-Command Area Development-								
101-Receipts from Area Dev. Programmes	0							15
103-Drainage Projects	0							16
796-Tribal Area Sub-plan	0							17
800-Other Receipts	2887		827					18
900-Deduct-Refunds	6							19
Total: 03	2893	0	827	0	0	0	0	20
04-Flood Control-								
101-Anti Sea Erosion Project	14079							21
102-Flood Control Project	1							22
103-Drainage Projects	193						37	23
796-Tribal Area Sub-plan	0							24
800-Other Receipts	191						1391	25
Total: 04	14464	0	0	0	0	0	1428	26
80-General-								
796-Tribal Area Sub-plan	0							27
800-Other Receipts	64584	3550				68		28
900-Deduct-Refunds	0							29
Total: 80	64584	- 3550	0	0	0	68	0	30
Total: Receipts from Minor Irrigation	366018	654721	827	285	260	68	48148	31

COMBINED FINANCE AND REVENUE ACCOUNTS OF THE UNION AND STATE GOVERNMENTS IN INDIA FOR THE YEAR 2005-06

No. 28-0702-ACCOUNT of RECEIPTS from MINOR IRRIGATION for the year ended 31st March, 2006-Concid.

Item No.	STATE GOVERNMENTS								Total
	Punjab	Rajasthan	Sikkim	Tamil Nadu	Tripura	Uttarakhand	Uttar Pradesh	West Bengal	
1	2					9225	133425	18884	216955
2						2	18468	98311	135559
3									1635
4									0
5									0
6	284	17544			2589	11	5497	11053	907941
7							-59		-131
8	288	17544	0	0	2589	9238	157331	126248	1261959
9	1049	168057		11055			26020	47358	282280
10									0
11									0
12	89			10510			-4277	40	11459
13		-1390							-1438
14	1138	168667	0	21565	0	0	21743	47388	292301
15									0
16									0
17									0
18							5749		9463
19									6
20	0	0	0	0	0	0	5749	0	9469
21									14079
22									1
23									230
24									0
25							2		1584
26	0	0	0	0	0	0	2	0	15894
27									0
28	385		3051		387		27542	18857	118424
29							-263		-263
30	385	0	3051	0	387	0	27279	18857	118181
31	1809	184211	3051	21565	2978	9238	212104	192503	1697784

Economic Services

No. 28-A-2702-ACCOUNT of EXPENDITURE on MINOR IRRIGATION for the year ended 31st March, 2006

(In thousands of rupees)

	Union Government	U.T. Govt. Puduchery	STATE GOVERNMENTS							Item No.
			Andhra Pradesh	Arunachal Pradesh	Assam	Bihar	Chhattisgarh	NCT Delhi	Goa	
01-Surface Water-										
001-Direction and Administration										1
101-Water Tanks		28123	229486							3392 2
102-Lift Irrigation Scheme	600		27582		194342					61024 3
103-Diversion Schemes		10829								4
104-Ayacut Development		150								5
196-Assistance to Zila Parishads/ District Level Panchayats	1100		28020							6
198-Assistance to Village Panchayats										7
789-Special Component Plan for Scheduled Castes		5179								8
796-Tribal Area Sub-plan	400									9
800-Other Expenditure	1372	13823			40916					4048 10
911-Deduct							22935			11
Total: 01	3472	68104	286068	0	236268	0	22935	0	68462	12
02-Ground Water-										
001-Direction & Administration			27254							13
005-Investigation	1088720	95819	142126				385057			13164 14
016-Subsidy							94289			15
052-Machinery and Equipment										16
103-Tube Wells					73209					24 17
789-Special Component Plan for SC		1100	11460				39815			18
796-Tribal Area Sub-plan			4889				26180			19
800-Other Expenditure	13837			5378	4941					5657 20
911-Deduct-recoveries of overpayment		-7								21
Total: 02	1102657	96912	186709	5378	78160	386057	160064	0	18846	22
03-Maintenance-										
001-Direction & Administration										23
101-Water Tanks							71270			24
102-Lift-Irrigation Schemes							348			25
103-Tube Wells							1803551			26
789-Special Component Plan for Scheduled Castes							3427			27
Total: 03	0	0	0	0	0	1803661	76046	0	0	28
80-General-										
001-Direction and Administration	10601			127232	680322		39	11258	10415	29
005-Investigation										30
052-Machinery and Equipment		2173		8951	2017				177	31
190-Assistance to Public Sector and Other Undertakings										32
191-Assistance to Local Bodies										33
196-Assistance to Village Panchayats	11000									34
197-Assistance to Taluk Panchayats										35
198-Assistance to Gram Panchayats										36
789-Special Component Plan for Scheduled Castes					1001					37
796-Tribal Area Sub-plan					1930					38
799-Suspense					-39					39
800-Other Expenditure	5300		181320	287006			23178	65201	7082	40
911-Deduct-Recoveries of overpayment										41
Total: 80	26901	2173	181320	423169	686231	0	23217	76469	17674	42
Total: Expenditure on Minor Irrigation	1132930	187189	663097	428567	998639	2188808	281261	76469	104981	43
Charged										44
Voted	1132930	157189	653097	428567	998639	2188608	281261	76459	104981	45

No. 28-A-2702-ACCOUNT of EXPENDITURE on MINOR IRRIGATION for the year ended 31st March, 2006-Contd.

(In thousands of rupees)

Item No.	STATE GOVERNMENTS								Total carried over
	Gujarat	Haryana	Himachal Pradesh	Jammu and Kashmir	Jharkhand	Karnataka	Kerala	Madhya Pradesh	
1.							184241		184241
2.	56241					236779		45228	599249
3.	7953			11573		138815	51023		492892
4.	34662		75903						121394
5.	5056								5206
6.									30120
7.									0
8.									5179
9.					10491				10891
10.	12672			697	1341		449731		524598
11.							-2		22833
12.	116584	0	76903	12270	11832	376594	694993	46228	1996703
13.						486			27720
14.		35959			287980	81508	135897		2266228
15.									94289
16.				5					5
17.	415349								488582
18.						216		13680	66071
19.									31029
20.	9331	632		208					39984
21.							-5771		-5778
22.	424680	36691	0	213	287980	82188	130126	13680	3000130
23.									0
24.									71270
25.			307929						308277
26.			85151						1889702
27.									3427
28.	0	0	393080	0	0	0	0	0	2271676
29.	274434		322333	1109810		333096		595	2880135
30.				312		25502			25814
31.	5649			1289		16494	-346		36404
32.									0
33.									0
34.						182150			173150
35.						6201			6201
36.						1028			1028
37.									1001
38.	401985		48962						452907
39.				-342		37748			37367
40.	422		1138	14809		13309		489660	1086226
41.									0
42.	882490	0	372464	1126678	0	698628	-346	490266	4702233
43.	1223754	36691	841447	1138181	299812	1063310	814773	649163	11978742
44.									0
45.	1223754	36691	841447	1138181	299812	1063310	814773	649163	11978742

No. 28-A-2702-ACCOUNT OF EXPENDITURE on MINOR IRRIGATION for the year ended 31st March, 2006-Contd.

	Total brought forward	STATE GOVERNMENTS						Item No
		Maharashtra	Manipur	Meghalaya	Mizoram	Nagaland	Orissa	
01-Surface Water-								
001-Direction and Administration	184241							1
101-Water Tanks	599249							2
102-Lift Irrigation Scheme	492892	5417	4559			10		3
103-Diversion Schemes	121394		21741	3313	51698			4
104-Ayacut Development	5206	5088						5
196-Assistance to Zila Parishads/ District Level Panchayats	30120							6
198-Assistance to Village Panchayats	0							7
789-Special Component Plan for Scheduled Castes	5179							8
796-Tribal Area Sub-plan	10891	83008						9
800-Other Expenditure	624598	650922					163658	10
911-Deduct	22933							11
Total: 01	1996703	744491	26900	3313	61698	0	163658	12
02-Ground Water-								
001-Direction & Administration	27720							13
005-Investigation	2266228	119491				7915	37738	14
016-Subsidy	94289	83						15
052-Machinery and Equipment	5							16
103-Tube Wells	488582							17
789-Special Component Plan for Scheduled Castes	66071							18
796-Tribal Area Sub-plan	31029							19
800-Other Expenditure	39984					200		20
911-Deduct-recoveries of overpayment	-5778	-39						21
Total: 02	3008130	119636	0	0	0	8115	37738	22
03-Maintenance-								
001-Direction & Administration	0							23
101-Water Tanks	71270							24
102-Lift-Irrigation Schemes	308277						443031	25
103-Tube Wells	1888702							26
789-Special Component Plan for Scheduled Castes	3427						43492	27
Total: 03	2271676	0	0	0	0	0	486623	28
80-General-								
001-Direction and Administration	2880135	558303	46234	81443	22916	35478	108714	29
005-Investigation	25814			452				30
052-Machinery and Equipment	36404			35			1727	31
190-Assistance to Public Sector and Other Undertakings	0							32
191-Assistance to Local Bodies	0	1388775						33
196-Assistance to Village Panchayats	173150							34
197-Assistance to Taluk Panchayats	6201							35
198-Assistance to Gram Panchayats	1028							36
789-Special Component Plan for Scheduled Castes	1001							37
796-Tribal Area Sub-plan	452907	314771						38
799-Suspense	37367	1797		-187			17816	39
800-Other Expenditure	1088226		280	34632		207128		40
911-Deduct-Recoveries of Overpayment	0	-34						41
Total: 80	4702233	2243612	46514	116676	22916	242606	128267	42
Total: Expenditure of Minor Irrigation	11978742	3107678	72814	119888	74614	250721	816176	43
Charged								44
Voled	11978742	3107678	72814	119888	74614	250721	816176	45

No. 28-A-2702-ACCOUNT of EXPENDITURE on MINOR IRRIGATION for the year ended 31st March, 2006-Conclid.

(In thousands of rupees)

Item No.	STATE GOVERNMENTS								Total
	Punjab	Rajasthan	Sikkim	Tamil Nadu	Tripura	Uttar Pradesh	Uttarakhand	West Bengal	
1									184241
2				223632				24817	847698
3	769196				53725			904422	2230221
4			23053					6129	227318
5									10292
6		19042							49162
7									0
8									5179
9									93897
10		214247				48209		2623	1804257
11									22933
12	769196	233289	23053	223632	63725	48209	0	937991	6276198
13				118809					146529
14		69608		40448		172671	82061	73564	2869724
15									94372
16				38					43
17	52598	311515		62007				630469	1545171
18									66071
19									31029
20						837145			877329
21									-5817
22	62698	381123	0	221302	0	1009816	82061	704033	6624461
23									0
24						21019	109646		201935
25						594954	64473		1410735
26						14479	185213		2086394
27									46919
28	0	0	0	0	0	630462	369332	0	3747983
29			34966	10808	124641			356336	4259974
30								1251	27517
31			42			423	1099		39730
32								192589	192589
33									1368775
34			160						173510
35									6201
36									1028
37								6729	7730
38		10000							77768
39			-2063		-827	-27465		1382	27820
40		151	615			1839353	98048	431117	3599750
41									-34
42	0	10161	33720	10808	123814	1812311	99147	989404	10982068
43	821794	624663	66773	466742	177639	3600788	640540	2621428	26326700
44		52				1226			1260
45	821794	624511	66773	465742	177539	3499560	640540	2631428	25228420

(b) includes Rs 1166 thousand spent out advances from the Contingency Fund upto 31.3.02 and recouped to the Fund during 2005-06.

No. 28-B-4702-ACCOUNT of CAPITAL OUTLAY on MINOR IRRIGATION during and to the end of the year 2005-06		
(In thousands of rupees)		
	Expenditure	
	During the year	To end of the year
UNION GOVERNMENT		
101-Surface Water		39238
102-Ground Water	38272	354418
800-Other Expenditure		27729
Total: Union Government	38272	421385
UNION TERRITORY GOVERNMENT		
PUDUCHERRY		
101-Surface Water	33001	249753
789-Special Component Plan for Scheduled Castes	9799	41300
800-Other Expenditure	9344	9344
Total: Government of Puducherry	52144	300397
STATE GOVERNMENTS		
ANDHRA PRADESH		
101-Surface Water	3204197	18902962
102-Ground Water-Tube Wells		102348
195-Investment in Co-operatives		1862
789-Special Component Plan for Scheduled Castes	167668	362943
796-Tribal Area Sub-plan	110437	1151108
800-Other Expenditure	47400	2925633
Total: Government of Andhra Pradesh	3529702	23446856
ARUNACHAL PRADESH		
101-Surface Water		15599
800-Other Expenditure	1065	230224
Total: Government of Arunachal Pradesh	1065	245823
ASSAM		
001-Direction and Administration	92892	2571480
052-Machinery and Equipment		7741
101-Surface Water	289983	3125283
102-Ground Water	39532	1821824
789-Special Component Plan for Scheduled Castes		95091
796-Tribal Area Sub-plan	25896	1944562
799-Suspense		26093
800-Other Expenditure	32727	2490693
Total: Government of Assam	481030	12082767
BIHAR		
101-Surface Water	2472	2117454
102-Ground Water	282398	3536633
796-Tribal Area Sub-plan		1106673
799-Suspense		-21170
Total: Government of Bihar	284870	6739590

(A) Includes Rs. 84 thousands being the expenditure incurred up to 30th September, 1953 in composite Madras State.

No. 28-B-4702-ACCOUNT of CAPITAL OUTLAY on MINOR IRRIGATION during and to the end of the year 2005-06-Contd.

(In thousands of rupees)

	Expenditure	
	During the year	To end of the year
CHHATTISGARH		
101-Surface Water	986243	4546354
102-Ground Water	129168	540347
789-Special Component Plan for Secheduled Castes	65091	185379
794-Special Central Assistance	-	5867
796-Tribal Area Sub Plan	814756	2989611
800-Other Expenditure	-	714
Total: Government of Chhattisgarh	1995258	8268272
NCT DELHI		
800-Other Expenditure	997	223455
Total: Government of NCT Delhi	997	223455
GOA		
800-Other Expenditure	233193	1363164
TOTAL: Government of Goa	233193	1363164
GUJARAT		
001-Direction and Administration	-	4039
101-Surface Water	7442261	21273660
102-Ground Water	-	898361
796-Tribal Area Sub Plan	834134	2280225
800-Other Expenditure	-	620248
Total: Government of Gujarat	8276395	25076533
HARYANA		
102-Ground Water	-	319944
800-Other Expenditure	-	5187158
Total: Government of Haryana	0	5507102
HIMACHAL PRADESH		
052-Machinery and Equipment	-	17401
101-Surface Water	334441	2222764
102-Ground Water	145555	952085
796-Tribal Area Sub-plan	88135	801183
799-Suspense	55285	30184
800-Other Expenditure	553	772024
Total: Government of Himachal Pradesh	623989	4765541
JAMMU AND KASHMIR		
101-Surface Water	264321	634645
102-Ground Water	1190	1704
800-Other Expenditure	9002	1336058
Total: Government of Jammu and Kashmir	274513	1972407
JHARKHAND		
101-Surface Water	180121	1086365
102-Ground Water	-	143960
796-Tribal Area Sub-plan	98235	361101
799-Suspense	143211	251
Total: Government of Jharkhand	421567	1691677

No. 28-B-4702-ACCOUNT of CAPITAL OUTLAY on MINOR IRRIGATION during and to the end of the year 2005-06-Contd.
(In thousands of rupees)

	Expenditure	
	During the year	To end of the year
KARNATAKA		
101-Surface Water	1691923	14148233
102-Ground Water	--	637091
190-Investments in Public Sector and Other Undertakings	--	7500
789-Special Component Plan for Secheduled Castes	859	19621
796-Schedule Tribe	--	4597
800-Other Expenditure	79446	1133460
Total: Government of Karnataka	1772228	15950502
KERALA		
101-Surface Water	100200	2644366
102-Ground Water	--	32350
796-Tribal Area Sub-plan	--	78611
Total: Government of Kerala	100200	2755327
MADHYA PRADESH		
101-Surface Water	1605025	11041638
102-Ground Water	29121	6064764
789-Special Component Plan for Scheduled Castes	72944	388478
794-Special Central assistance for Tribal Sub-plan	--	93234
796-Tribal Area Sub-plan	678060	9595164
800-Other Expenditure	13544	2139060
Total: Government of Madhya Pradesh	2398694	29322338
MAHARASHTRA		
101-Surface Water	48484	569928
102-Ground Water	--	16740
190-Investments in Public Sector and Other Undertakings	337201	5061852
796-Tribal Area Sub-plan	256472	3449474
797-Transfers to/from Reserve Funds and Deposit Accounts	--	-1082
800-Other Expenditure	1015025	24987292
Total: Government of Maharashtra	1657182	34084204
MANIPUR		
101-Surface Water	13094	334496
102-Ground Water	1008	109372
800-Other Expenditure	142368	329763
Total: Government of Manipur	156470	773631
MEGHALAYA		
102-Ground Water	--	171
800-Other Expenditure	30096	634658
Total: Government of Meghalaya	30096	634829
MIZORAM		
101-Surface Water	120100	429919
102-Ground Water	--	2497
103-River Division	--	--
800-Other Expenditure	--	193616
Total: Government of Mizoram	120100	626032

(A) Includes Rs.40 (thousands) adjusted proforma for rectification of misclassification during the previous year.

(B) Includes Rs. 18561159 thousands yet to be allocated between M.P. & Chhatisgarh.

No. 28-B-4702-ACCOUNT of CAPITAL OUTLAY on MINOR IRRIGATION during and to the end of the year 2005-06-Contd.


	(In thousands of rupees)	
	Expenditure	
	During the year	To end of the year
NAGALAND		
001-Direction and Administration	—	2626
102-Ground Water	—	12055
800-Other Expenditure	8195	75099
Total: Government of Nagaland	8195	89780
ORISSA		
101-Surface Water	—	182587
102-Ground Water	1269	1165564
190-Investment in Public Sector and other Undertakings	—	52597
796-Tribal Area Sub-plan	179910	2083573
800-Other Expenditure	486758	4869999
Total: Government of Orissa	667937	8354320
PUNJAB		
101-Surface Water	12317	22035
102-Ground Water	—	144674
103-Integrated Utilization of Water Resources	1502	2290
800-Other Expenditure	236989	2225593
901-Deduct Receipt and Recoveries on Capital Account	-39	-54
Total: Government of Punjab	250769	2394538
RAJASTHAN		
101-Surface Water	429132	6729022
102-Ground Water	4174	268137
796-Tribal Area Sub-plan	232216	1351330
800-Other Expenditure	1339531	2115026
Total: Government of Rajasthan	2005053	10463515
SIKKIM		
800-Other Expenditure	370	113191
Total: Government of Sikkim	370	113191
TAMIL NADU		
001-Direction and Administration	—	5
101-Surface Water	575877	3205524
102-Ground Water	—	245686
190-Investment in Public Sector and Undertakings	—	(A) 3150
800-Other Expenditure	61007	(B) 475624
Total: Government of Tamil Nadu	636884	3929989
TRIPURA		
101-Surface Water	207024	1168940
102-Ground Water	—	114951
800-Other Expenditure-	12627	360368
Total: Government of Tripura	219651	1644259

(A) Includes Rs. (-) 161 thousands adjusted proforma in rectification of misclassification during previous years.
 (B) Includes Rs. (-) 161 thousands adjusted proforma in rectification of misclassification during previous years.

No. 28-B-4702-ACCOUNT of CAPITAL OUTLAY on MINOR IRRIGATION during and to the end of the year 2005-06-Concl'd.

	(In thousands of rupees)	
	Expenditure	
	During the year	To end of the year
UTTAR PRADESH		
101-Surface Water	272754	1519882
102-Ground Water	576622	13199565
799-Suspense	-59074	-91855
800-Other Expenditure	269473	853001
901-Deduct Receipts and Recoveries on Capital Accounts	--	-22064
Total: Government of Uttar Pradesh	1059775	15458529
UTTARAKHAND		
101-Surface Water	--	--
102-Ground Water	--	--
796-Tribal Area Sub-Plan	10520	10520
799-Suspense	--	-3502
800-Other Expenditure	1179440	2163266
901-Deduct Receipts and Recoveries on Capital Account	--	--
Total: Government of Uttarakhand	1189960	2170284
WEST BENGAL		
101-Surface Water	1082	1769832
102-Ground Water	55377	1888319
190-Investments in Public Sector and Other Undertakings	--	119900
789-Special Component Plan for Scheduled Castes	65124	371374
796-Tribal Area Sub-Plan	18643	249336
800-Other Expenditure	213262	1209104
Total: Government of West Bengal	353488	5607865
Total: Capital Outlay on Minor Irrigation	28840027	226408202

(A) Includes Rs. 13199277 thousands retained in U.P pending allocation between U.P. & Uttarakhand.



No. 28-C-6702-ACCOUNT of LOANS for MINOR IRRIGATION showing the amounts ADVANCED and REPAYED during the year ended 31st March, 2006 and the BALANCES of such LOANS at the commencement and at the end of the year 2005-06

(In thousands of rupees)

	Union Government	U.T. Govt. Puducherry	STATE GOVERNMENTS							Item No.
			Andhra Pradesh	Arunachal Pradesh	Assam	Bihar	Chhatisgarh	NCT Delhi	Goa	
101-Surface Water-										
Balance 1st April, 2005										1
Advanced during the year										2
Repaid during the year										3
Balance 31st March, 2006	0	0	0	0	0	0	0	0	0	4
102-Ground Water-										
Balance 1st April, 2005							60817			5
Advanced during the year										6
Repaid during the year										7
Balance 31st March, 2006	0	0	0	0	0	0	60817	0	0	8
190-Loans to Public Sector and other Undertakings-										
Balance 1st April, 2005										9
Advanced during the year										10
Repaid during the year										11
Balance 31st March, 2006	0	0	0	0	0	0	0	0	0	12
191-Loans to local bodies and Municipalities/Municipal Corporations-										
Balance 1st April, 2005										13
Advanced during the year										14
Repaid during the year										15
Balance 31st March, 2006	0	0	0	0	0	0	0	0	0	16
796-Tribal Area Sub-plan-										
Balance 1st April, 2005							35000	700		17
Advanced during the year										18
Repaid during the year										19
Balance 31st March, 2006	0	0	0	0	0	0	35000	700	0	20
800-Other Loans-										
Balance 1st April, 2005	3		1415977		120672			485		21
Advanced during the year										22
Repaid during the year										23
Balance 31st March, 2006	3	0	1415977	0	120672	0		485	0	24
Total: Loans for Minor Irrigation-										
Balance 1st April, 2005	3	0	1415977	0	120672		(A) 95817	1185	0	25
Advanced during the year	0	0	0	0	0	0	0	0	0	26
Repaid during the year	0	0	0	0	0	0	0	0	0	27
Balance 31st March, 2006	3	0	1415977	0	120672		95817	1185	0	28
Interest received and credited to revenue										29

(A) Includes the amount yet to be apportioned between Bihar and Jharkhand.

No. 28-C-6702-ACCOUNT of LOANS for MINOR IRRIGATION showing the amounts ADVANCED and REPAID during the year ended 31st March, 2006 and the BALANCES of such LOANS at the commencement and at the end of the year 2005-06-Contd.

Item No.	STATE GOVERNMENTS									Total carried over
	Gujarat	Haryana	Himachal Pradesh	Jammu and Kashmir	Jharkhand	Karnataka	Kerala	Madhya Pradesh		
1						9537				9537
2										0
3										0
4	0	0	0	0	0	9537	0	0		9537
5						10142				70959
6										0
7										0
8	0	0	0	0	0	10142	0	0		70959
9										0
10										0
11										0
12	0	0	0	0	0	0	0	0		0
13										0
14										0
15										0
16	0	0	0	0	0	0	0	0		0
17	-96								1931	37535
18										0
19										0
20	(A) -96	0	0	0	0	0	0	0	1931	37535
21	257948	1763065				43456			1311	3602917
22										0
23										0
24	257948	1763065	0	0	0	43456	0	1311		3602917
25	257852	1763065	0	0	0	63135	0	3242		3720948
26	0	0	0	0	0	0	0	0		0
27	0	0	0	0	0	0	0	0		0
28	257852	1763065	0	0	0	63135	0	3242		3720948
29										0

(A) Minus balance is under investigation.

No. 28-C-6702-ACCOUNT of LOANS for MINOR IRRIGATION showing the amounts ADVANCED and REPAYED during the year ended 31st March, 2006 and the BALANCES of such LOANS at the commencement and at the end of the year 2005-06-Contd.

	Total brought forward	STATE GOVERNMENTS						Item No.
		Maharashtra	Manipur	Meghalaya	Mizoram	Nagaland	Orissa	
(in thousands of rupees)								
101-Surface Water-								
Balance 1st April, 2005	9537	86135					662	1
Advanced during the year	0							2
Repaid during the year	0							3
Balance 31st March, 2006	9537	86135	0	0	0	0	662	4
102-Ground Water-								
Balance 1st April, 2005	70959							5
Advanced during the year	0							6
Repaid during the year	0							7
Balance 31st March, 2006	70959	0	0	0	0	0	0	8
190-Loans to Public Sector and other Undertakings-								
Balance 1st April, 2005	0	22255						9
Advanced during the year	0							10
Repaid during the year	0							11
Balance 31st March, 2006	0	22255	0	0	0	0	0	12
191-Loans to local bodies and Municipalities/Municipal Corporations-								
Balance 1st April, 2005	0							13
Advanced during the year	0							14
Repaid during the year	0							15
Balance 31st March, 2006	0	0	0	0	0	0	0	16
796-Tribal Area Sub-plan-								
Balance 1st April, 2005	37535							17
Advanced during the year	0							18
Repaid during the year	0							19
Balance 31st March, 2006	37535	0	0	0	0	0	0	20
800-Other Loans-								
Balance 1st April, 2005	3602917	78817					23482	21
Advanced during the year	0							22
Repaid during the year	0	227					1	23
Balance 31st March, 2006	3602917	78590	0	0	0	0	23481	24
Total: Loans for Minor Irrigation-								
Balance 1st April, 2005	3720948	187207	0	0	0	0	24144	25
Advanced during the year	0	0	0	0	0	0	0	26
Repaid during the year	0	227	0	0	0	0	1	27
Balance 31st March, 2006	3720948	186980	0	0	0	0	24143	28
Interest received and credited to revenue	0							29

No. 28-C-6702-ACCOUNT of LOANS for MINOR IRRIGATION showing the amounts ADVANCED and REPAID during the year ended 31st March, 2006 and the BALANCES of such LOANS at the commencement and at the end of the year 2005-06-Concl'd.

Item No.	STATE GOVERNMENTS								Total
	Punjab	Rajasthan	Sikkim	Tamil Nadu	Tripura	Uttar Pradesh	Uttarakhand	West Bengal	
1									96334
2									0
3									0
4	0	0	0	0	0	0	0	0	96334
5		45900		-24510				-793	91556
6									0
7		28		287				-863	-548
8	0	45872	0	-24797	0	0	0	70	92104
9				2299					24554
10									0
11									0
12	0	0	0	2299	0	0	0	0	24554
13									0
14									0
15									0
16	0	0	0	0	0	0	0	0	0
17									37535
18									0
19									0
20	0	0	0	0	0	0	0	0	37535
21				-1		157421	-14		3862622
22									0
23									228
24	0	0	0	-1	0	157421	-14	0	3862394
25	0	45900	0	-22212	0	157421	-14	-793	4112601
26	0	0	0	0	0	0	0	0	0
27	0	28	0	287	0	0	0	-863	-320
28	0	45872	0	-22499	0	157421	-14	70	4112921
29									0

(A) Rs.157421 thousands yet to be apportioned between U.P. and Uttaranchal.

(X) Minus Balance is under examination

(X) Minus figure appears due to rectification of misclassification.

No. 29-A-2705-ACCOUNT of EXPENDITURE on COMMAND AREA DEVELOPMENT for the year ended 31st March, 2006

	Union Government	STATE GOVERNMENTS							Item No.
		Andhra Pradesh	Arunachal Pradesh	Assam	Bihar	Chhattisgarh	NCT Delhi	Goa	
001-Direction and Administration		10043				448541			1
101-Nagarjuna Sagar Project (Right Canal)									2
102-Nagarjuna Sagar Project (Left Canal)									3
103-Srirama Sagar Project		20812							4
104-Command Area Development Programme									5
105-Ayicut Development									6
106-Grant to Rajasthan bhoomi vikas nigam for repayment of arrears of banks									7
109-Tamirabarani River Basin									8
111-Krishnagiri Reservoir Project									9
112-Palae-Parandalar Project									10
113-Gandana and Ramanadhi Irrigation System									11
114-Nambiyar River Basin System									12
115-Patchaiyar River Basin System									13
116-Manimuthar Irrigation System									14
117-Ananaimaduru System									15
118-Chinnar Reservoir System									16
119-Maruthandhi System.									17
190-Assistance to Public Sector and Other Undertakings									18
196-Assistance to Zila Parishads/Distt. level Panchayats									19
200-Other Schemes		44271							20
201-Tungbhadra Project									21
202-Maloprabha Ghata Project									22
203-Couvery Basin Project									23
204-Upper Krishna Project									24
205-Bhakra Project									25
206-Hasdeo Kharana and Manijan Command Area Dev. Authority									26
207-Bargi Command Area Development									27
209-Mahanadi Command Area Dev. Authority						5797			28
210-Madhya Pradesh Composit Project						1643			29
313-Command area Development Under Mining Irrigation									30
802-Command Area Kashmir									31
803-Command Area Jammu									32
701-Area Development Commissioner Ahmedabad									33
704-Area Development Commissioner Surat									34
705-Secretary Command Area Development Authority									35
796-Tribal Area Sub-plan									36
800-Other Expenditure	33989		19998	15191				24536	37
902-Deduct amount met from Development met Fund-world Food Programme "2303" UKP									38
Total: Expenditure on Command Area Development	33989	75126	19998	15191	448541	7440	0	24536	39
Charged	--	--	--	--	--	--	--	--	40
Voted	33989	75126	19998	15191	448541	7440	0	24536	

No. 28-A-2705-ACCOUNT of EXPENDITURE on COMMAND AREA DEVELOPMENT for the year ended 31st March, 2006-Contd.

Item No.	STATE GOVERNMENTS								Total carried over
	Gujarat	Haryana	Himachal Pradesh	Jammu and Kashmir	Jharkhand	Karnataka	Kerala	Madhya Pradesh	
1						770			459354
2		80000					83805		163605
3		180000							180000
4									20812
5									0
6									0
7									0
8									0
9									0
10									0
11									0
12									0
13									0
14									0
15									0
16									0
17		658722							658722
18									44271
19									82361
20						81078		1283	82361
21						87487		1624	89091
22						54600		1930	56530
23						67946			67946
24						65671		1348	67019
25						49867			49867
26								1028	1028
27									5797
28								3819	5462
29			1091						1091
30				75588					75588
31				114531					114531
32	4166								4166
33	1022								1022
34	27536								27536
35									0
36	19303			6930		9300	1895	13541	144683
37									0
38	52027	918722	1091	197047	0	416689	85500	24573	2320480
39									0
40	52027	918722	1091	197047	0	416689	85500	24573	2320480

Economic Services

No. 29-A-2705-ACCOUNT of EXPENDITURE on COMMAND AREA DEVELOPMENT for the year ended 31st March, 2006

	Total brought forward	STATE GOVERNMENTS					Orissa	Item No
		Maharashtra	Manipur	Meghalaya	Mizoram	Nagaland		
001-Direction and Administration	459354	18887	14562				77394	1
101-Nagarjuna Sagar Project (Right Canal)	163605						925	2
102-Nagarjuna Sagar Project (Left Canal)	180000						1994	3
103-Srirama Sagar Project	20812						3720	4
104-Command Area Development Programme	0						1479	5
105-Ayicut Development	0							6
106-Grant to Rajasthan bhoomi vikas nigan for repayment of arrears of banks	0							7
109-Tamirabarani River Basin	0							8
111-Krishnagiri Reservoir Project	0							9
112-Palae-Parandalar Project	0							10
113-Gandana and Ramanadhi Irrigation System	0							11
114-Nambiyar River Basin System	0							12
115-Patchaiyar River Basin System	0							13
116-Manimuthar Irrigation System	0							14
117-Ananaimaduru System	0							15
118-Chinnar Reservoir System	0							16
119-Maruthandhi System	0							16
190-Assistance to Public Sector and Other Undertaking	668722							17
196-Assistance to Zila Parishads/Dist. level Panchayat	0							18
200-Other Schemes	44271							19
201-Tungbhadra Project	82361							20
202-Maloprabha Ghata Project	89091							21
203-Couvery Basin Project	56530							22
204-Upper Krishna Project	67946							23
205-Bhakra Project	67019							24
206-Hasdeo Kharana and Manijan Command Area Dev Authority	49867							25
207-Bargi Command Area Development	1028							26
209-Mahanadi Command Area Dev. Authority	5797							27
210-Madhya Pradesh Composit Project	5462							28
313-Command area Development Under Mining Irrigatio	1091							29
602-Command Area Kashmir	75586							30
603-Command Area Jammu	114531							31
701-Area Development Commissioner Ahmedabad	4166							32
704-Area Development Commissioner Surat	1022							33
705-Secretary Command Area Development Authority	27536							34
796-Tribal Area Sub-plan	0						11523	35
800-Other Expenditure	144683				2920			36
902-Deduct amount met from Development met Fund-world Food Programme "2303" UKP	0	127510	51323					37
Total: Expenditure on Command Area Development	2320480	146197	65885	0	2920	0	97035	38
Charged	--	--	--	--	--	--	--	39
Voted	2320480	146197	65885	0	2920	0	97035	40

No. 29-A-2705-ACCOUNT of EXPENDITURE on COMMAND AREA DEVELOPMENT for the year ended 31st March, 2006-Contd.

Item No.	STATE GOVERNMENTS								(In thousands of rupees)
	Punjab	Rajasthan	Sikkim	Tamil Nadu	Tripura	Uttar Pradesh	Uttarakhand	West Bengal	Total
1			497	26939					597433
2		290050		79352					533832
3		31612							213606
4									24532
5									1479
6									0
7		102979							102979
8				14574					14574
9				1402					1402
10				8817					8817
11				3697					3697
12				3998					3998
13				3785					3785
14				6816					6816
15				2894					2894
16				2586					2586
17		420		2684					659142
18									0
19									44271
20									82361
21									89091
22									56530
23									67946
24									67019
25									49867
26									1028
27									5797
28									5462
29									1091
30									75586
31									114531
32									4166
33									1022
34									27536
35									11523
36				2117		948768	27900	38114	1164502
37									178833
38	0	425061	497	159661	0	948768	27900	38114	4232518
39									0
40	0	425061	497	159661	0	948768	27900	38114	4232518

(A) Includes Rs.196662 thousands spent out of advance from Contingency Fund upto 31.3.2002 and recouped to the fund during 2005-06.

No. 29-B-4705-ACCOUNT of CAPITAL OUTLAY on COMMAND AREA DEVELOPMENT during and to the end of the year 2005-06
(In thousands of rupees)

	Expenditure	
	During the year	To end of the year
UNION GOVERNMENT		
101- Damam Ganga Command Area Development	--	43226
201-D.N.H.Command Area Development	3999	16631
Total: Union Government	3999	59857
STATE GOVERNMENTS		
ANDHRA PRADESH		
101-Nagarjuna Sagar Project Command Area	631	88266
102-Sriram Sagar Project Command Area	69448	964643
103-Srisaralam Sagar Project Command Area	6909	336621
104-Tungbhangam Project Command Area	--	46669
200-Other Schemes	--	479036
796-Tribal Area Sub-Plan	--	57814
800-Other Expenditure	--	5916
Total: Government of Andhra Pradesh	78988	1978965
ASSAM		
800-Other Expenditure	8745	878710
Total: Government of Assam	8745	878710
BIHAR		
190-Investments in Public Sector and Other Undertakings	--	5800
Total: Government of Bihar	0	5800
CHHATTISGARH		
200- Other Schemes	97079	580286
Total: Government of Chhattisgarh	97079	580286
GOA		
800-Other Expenditure	12944	229425
Total: Government of Goa	12944	229425
GUJARAT		
800-Other Expenditure	--	508
Total: Government of Gujarat	0	508
HIMACHAL PRADESH		
301-Giri Bata Project	--	32415
302-Bodh Vally Project	--	24614
303-Bhabour Sahib Project Phase - I	--	7820
304-Bhabour Sahib Project Phase - II	--	37417
305-Command Area development Under Minor Irrigation Scheme	--	48908
313-Miscellaneous Schemes (B)	47108	165971
Total: Government of Himachal Pradesh	47108	317145
KARNATAKA		
195-Investments in Co-operative Societies Share Capital Investment in Warter user Co-operative Societies	--	1000
Total: Government of Karnatka	0	1000
MADHYA PRADESH		
101-Projects	--	--
190-Investments in Public Sector and other Undertakings	67015	1004527
796-Tribal Area Sub Plan	--	2455
800-Other Expenditure	--	79
Total: Government of Madhya Pradesh	67015	1007061

(A) Includes Rs. 4034 (thousands) yet to be allocated between M.P. and Chhattisgarh.

(B) For details see concerned Finance Account.

COMBINED FINANCE AND REVENUE ACCOUNTS OF THE UNION AND STATE GOVERNMENTS IN INDIA FOR THE YEAR 2005-06

No. 29-B-4705-ACCOUNT of CAPITAL OUTLAY on COMMAND AREA DEVELOPMENT during and to the end of the year 2005-06-Concl'd.

	(In thousands of rupees)	
	Expenditure	
	During the year	To end of the year
MANIPUR		
800-Other Expenditure	24004	37370
Total: Government of Manipur	24004	37370
MIZORAM		
800-Other Expenditure	-	243
Total: Government of Mizoram	0	243
PUNJAB		
800-Other Expenditure	377283	2846837
Total: Government of Punjab	377283	2846837
RAJASTHAN		
101-Development of Indira Gandhi Canal Area	301963	10572268
102-Development of Chambal Area	45265	1135023
103-Bhakra and Ganga Area Development	11791	97254
104-Mohi Bajaj Sagar	-	39393
105-Ayicut Development	295667	295691
796-Tribal Area Sub-plan	-	30
Total: Government of Rajasthan	654686	12139859
TAMIL NADU		
101-Construction of Cauvery Muket Complex in command area	15941	140128
102-Cauvery	100531	100531
103-Tambirapareni River Basin	37175	37175
105-Polar Poranddiar Project	8835	8835
106-Gadana & Ramandhi Irrigation Scheme	13950	13950
107-Nambiyar River Basin System	13947	13947
108-Patchiyar River Basin System	13945	13945
109-Manimuther Irrigation Scheme	19232	19232
110-Aanameduvu System	7004	7004
111-Chinuer Research System	7005	7005
112-Maruthenedhi System	7011	7011
Total: Government of Tamil Nadu	244576	388763
TRIPURA		
001-Direction & Administration	-	4872
Total: Government of Tripura	0	4872
UTTAR PRADESH		
190-Investments in Public Sector and other Undertakings	-	119838
901-Deduct-Receipts and Recoveries on Capital Account	-	-227
Total: Government of Uttar Pradesh	0	119611
WEST BENGAL		
789-Special Component Plan for Scheduled Castes	6003	24931
796-Tribal area sub-plan	1918	6004
799-Stores Suspense	-	2064
800-Other Expenditure	30984	647803
Total: Government of West Bengal	39486	680394
Total: Capital Outlay on Command Area Development	1665913	21266506

(A) Figures represent balances of composite State of U.P yet to be allocated between U.P. and Uttarakhnad.

(B) Includes investment in Rajasthan State Mandi Development Corporation Jaipur (Rs.65000).

Economic Services

No. 29-C-6705-ACCOUNT of LOANS for COMMAND AREA DEVELOPMENT showing the amounts ADVANCED and REPAYED during the year ended 31st March, 2006 and the BALANCES of such Loans at the commencement and at the end of the year 2005-06

	Union Government	U.T Government Puducherry	STATE GOVERNMENTS							Item No.
			Andhra Pradesh	Arunachal Pradesh	Assam	Bihar	Chhattisgarh	NCT Delhi	Goa	
(In thousands of rupees)										
001-Area Development-										
Balance 1st April, 2005										1
Advanced during the year										2
Repaid during the year										3
Balance 31st March, 2006	0	0	0	0	0	0	0	0	0	4
101-Indira Canal Project Areas-										
Balance 1st April, 2005										5
Advanced during the year										6
Repaid during the year										7
Balance 31st March, 2006	0	0	0	0	0	0	0	0	0	8
190-Loans to Public Sector and other Undertakings-										
Balance 1st April, 2005	24420		6131				427254			9
Advanced during the year										10
Repaid during the year										11
Balance 31st March, 2006	24420	0	6131	0	0	0	427254	0	0	12
796-Tribal Area Sub-plan-										
Balance 1st April, 2005										13
Advanced during the year										14
Repaid during the year										15
Balance 31st March, 2006	0	0	0	0	0	0	0	0	0	16
800-Other Loans-										
Balance 1st April, 2005								465		17
Advanced during the year										18
Repaid during the year										19
Balance 31st March, 2006	0	0	0	0	0	0	0	465	0	20
Total: Loans for Command Area Development-										
Balance 1st April, 2005	24420	0	6131	0	0	0	(A) 427254	465	0	1 21
Advanced during the year	0	0	0	0	0	0	0	0	0	0 22
Repaid during the year	0	0	0	0	0	0	0	0	0	0 23
Balance 31st March, 2006	24420	0	6131	0	0	0	427254	465	0	1 24
Interest received & credited to revenue	10291									25

(A) Includes the amount yet to be apportioned between Bihar and Jharkhand.

No. 29-C-6705-ACCOUNT of LOANS for COMMAND AREA DEVELOPMENT showing the amounts ADVANCED and REPaid during the year ended 31st March, 2006 and the BALANCES of such Loans at the commencement and at the end of the year 2005-06-Contd.

Item No.	STATE GOVERNMENTS								Total carried over
	Gujarat	Haryana	Himachal Pradesh	Jammu and Kashmir	Jharkhand	Karnataka	Kerala	Madhya Pradesh	
1									0
2									0
3									0
4	0	0	0	0	0	0	0	0	0
5									0
6									0
7									0
8	0	0	0	0	0	0	0	0	0
9								38787	496592
10									0
11								155	155
12	0	0	0	0	0	0	0	38632	496437
13									0
14									0
15									0
16	0	0	0	0	0	0	0	0	0
17	2					34121		1124	35713
18									0
19	1								1
20	1	0	0	0	0	34121		1124	35712
21	2	0	0	0	0	34121	0	39911	532305
22	0	0	0	0	0	0	0	0	0
23	1	0	0	0	0	0	0	155	155
24	1	0	0	0	0	34121	0	39756	532149
25									10291

Loans and Advances

No. 29-C-6705-ACCOUNT of LOANS for COMMAND AREA DEVELOPMENT showing the amounts ADVANCED and REPAYED during the year ended 31st March, 2006 and the BALANCES of such Loans at the commencement and at the end of the year 2005-06-Contd.

	Total brought forward	STATE GOVERNMENTS						Item No.
		Maharashtra	Manipur	Meghalaya	Mizoram	Nagaland	Orissa	
(In thousands of rupees)								
001-Area Development-								
Balance 1st April, 2005	0						2750	1
Advanced during the year	0							2
Repaid during the year	0							3
Balance 31st March, 2006	0	0	0	0	0	0	2750	4
101-Indra Canal Project Areas-								
Balance 1st April, 2005	0							5
Advanced during the year	0							6
Repaid during the year	0							7
Balance 31st March, 2006	0	0	0	0	0	0	0	8
190-Loans to Public Sector and other Undertakings-								
Balance 1st April, 2005	496592	44613						9
Advanced during the year	0							10
Repaid during the year	155							11
Balance 31st March, 2006	496437	44613	0	0	0	0	0	12
796-Tribal Area Sub-plan-								
Balance 1st April, 2005	0							13
Advanced during the year	0							14
Repaid during the year	0							15
Balance 31st March, 2006	0	0	0	0	0	0	0	16
800-Other Loans-								
Balance 1st April, 2005	35713	1					27366	17
Advanced during the year	0							18
Repaid during the year	1							19
Balance 31st March, 2006	35712	1	0	0	0	0	27366	20
Total: Loans for Command Area Development-								
Balance 1st April, 2005	532305	44614	0	0	0	0	30116	21
Advanced during the year	0	0	0	0	0	0	0	22
Repaid during the year	156	0	0	0	0	0	0	23
Balance 31st March, 2006	532149	44614	0	0	0	0	30116	24
Interest received & credited to revenue	10291							25

COMBINED FINANCE AND REVENUE ACCOUNTS OF THE UNION AND STATE GOVERNMENTS IN INDIA FOR THE YEAR 2005-06

No. 29-C-6705-ACCOUNT of LOANS for COMMAND AREA DEVELOPMENT showing the amounts ADVANCED and REPAID during the year ended 31st March, 2006 and the BALANCES of such Loans at the commencement and at the end of the year 2005-06-Concl'd.

Item No.	STATE GOVERNMENTS								Total
	Punjab	Rajasthan	Sikkim	Tamil Nadu	Tripura	Uttar Pradesh	Uttarakhand	West Bengal	
1									2750
2									0
3									0
4	0	0	0	0	0	0	0	0	2750
5									0
6									0
7									0
8	0	0	0	0	0	0	0	0	0
9	2505754					20970	-17		3067912
10									0
11						1			156
12	2505754	0	0	0	0	20969	-17	0	3067756
13									0
14									0
15									0
16	0	0	0	0	0	0	0	0	0
17		147835		753123		740585	-25	8240	1712838
18									0
19		516		2		1			520
20	0	147319	0	753121	0	740584	-25	8240	1712318
21	2505754	147835	0	753123	0	761555	-42	8240	4783500
22	0	0	0	0	0	0	0	0	0
23	0	516	0	2	0	2	0	0	676
24	2505754	147319	0	753121	0	761553	-42	8240	4782824
25									10291

Loans and Advances

No. 30-A-2711-ACCOUNT of EXPENDITURE on FLOOD CONTROL AND DRAINAGE for the year ended 31st March, 2006

(In thousands of rupees)

	Union Government	U.T. Govt. Puducherry	STATE GOVERNMENTS							Item No.
			Andhra Pradesh	Arunachal Pradesh	Assam	Bihar	Chhattisgarh	NCT Delhi	Goa	
01-Flood Control-										
001-Direction and Administration	4449				809427	486095		100830		1
050-Land										2
052-Machinery and Equipment	70				52189			53249		3
103-Civil Works		3500			146119				7994	4
191-Assistance to Local Bodies and Municipalities/Municipal Corporations										5
196-Assistance to District Panchayats										6
789-Special Component Plan for Scheduled Castes		1975								7
792-Irrecoverable Loans written off										8
796-Tribal Area Sub-Plan										9
799-Suspense					327					10
800-Other Expenditure	1233754		18071							11
911-Deduct recoveries of overpayments										12
Total: 01	1238273	6476	18071	0	807408	486095	0	153879	7994	13
02-Anti Sea Erosion Projects-										
001-Direction and Administration										14
050-Land										15
052-Machinery and Equipment										16
103-Civil Works	3800								1662	17
799-Suspense										18
800-Other Expenditure	38000									19
Total: 02	41800	0	0	0	0	0	0	0	1662	20
03-Drainage-										
001-Direction and Administration										21
050-Land										22
052-Machinery and Equipment								295734		23
103-Civil Works		4500	748192						841	24
797-Transfer to Reserve Funds and Deposit Accounts			193							25
799-Suspense										26
800-Other Expenditure		9855				82973		3100		27
902-Deduct Amount met from Delta Area Drainage Cess Fund										28
Total: 03	0	14355	748385	0	0	82973	0	298834	841	29
80-General-										
002-Data Collection										30
004-Research										31
005-Survey and Investigation										32
800-Other Expenditure										33
Total: 80	0	0	0	0	0	0	0	0	0	34
Total: Expenditure on Flood Control and Drainage	1280073	19830	766466	0	807408	569068	0	452713	10497	35
Charged										36
Voted	1280073	19830	766466	0	807408	569068	0	452713	10497	37

No. 30-A-2711-ACCOUNT of EXPENDITURE on FLOOD CONTROL AND DRAINAGE for the year ended 31st March, 2006-Contd.

Item No.	STATE GOVERNMENTS								Total carried over
	Gujarat	Haryana	Himachal Pradesh	Jammu and Kashmir	Jharkhand	Karnataka	Kerala	Madhya Pradesh	
1	1866			312509			32		1515008
2				216					216
3	3234			2401					111143
4	12658			12257			97902		280430
5									0
6									0
7									1975
8									0
9									0
10				530					203
11			2864	228					1254917
12									0
13	17758	0	2864	328141	0	0	97934	0	3163892
14							1651		1651
15									0
16									0
17						4895	76052		86409
18									0
19							7157		45157
20	0	0	0	0	0	4895	84860	0	133217
21									0
22									0
23									295734
24	15040								768573
25									193
26									0
27									95928
28									0
29	15040	0	0	0	0	0	0	0	1160428
30									0
31									0
32									0
33									0
34	0	0	0	0	0	0	0	0	0
35	32798	0	2864	328141	0	4895	182794	0	4457537
36									0
37	32798	0	2864	328141	0	4895	182794	0	4457537

No. 30-A-2711-ACCOUNT of EXPENDITURE on FLOOD CONTROL AND DRAINAGE for the year ended 31st March, 2006-Contd.

	Total brought forward	STATE GOVERNMENTS						Item No.
		Maharashtra	Manipur	Meghalaya	Mizoram	Nagaland	Orissa	
(In thousands of rupees)								
01-Flood Control-								
001-Direction and Administration	1515008		67052					1
050-Land	216							2
052-Machinery and Equipment	111143							3
103-Civil Works	280430			6410				4
191-Assistance to Local Bodies and Municipalities/Municipal Corporations	0							5
196-Assistance to District Panchayats	0							6
789-Special Component Plan for Scheduled Castes	1975							7
792-Irrecoverable Loans written off	0							8
796-Tribal Area Sub-Plan	0							9
799-Suspense	203		7910					10
800-Other Expenditure	1254917						311831	11
911-Deduct recoveries of overpayments	0							12
Total: 01	3163892	0	74962	6410	0	0	311831	13
02-Anti Sea Erosion Projects-								
001-Direction and Administration	1651							14
050-Land	0							15
052-Machinery and Equipment	0							16
103-Civil Works	86409							17
799-Suspense	0							18
800-Other Expenditure	45157						53171	19
Total: 02	133217	0	0	0	0	0	53171	20
03-Drainage-								
001-Direction and Administration	0	38249					8933	21
050-Land	0							22
052-Machinery and Equipment	295734	524						23
103-Civil Works	768573	99453						24
797-Transfer to Reserve Funds and Deposit Accounts	193							25
799-Suspense	0							26
800-Other Expenditure	95928							27
902-Deduct Amount met from Delta Area Drainage Cess Fund	0							28
Total: 03	1160428	138226	0	0	0	0	8933	29
80-General-								
002-Data Collection	0							30
004-Research	0							31
005-Survey and Investigation	0							32
800-Other Expenditure	0		14984					33
Total: 80	0	0	14984	0	0	0	0	34
Total: Expenditure on Flood Control and Drainage	4457537	138226	89946	6410	0	0	373936	35
Charged	0							36
Voted	4457537	138226	89946	6410	0	0	373936	37

No. 30-A-2711-ACCOUNT of EXPENDITURE on FLOOD CONTROL AND DRAINAGE for the year ended 31st March, 2006-Conclid.

Item No.	STATE GOVERNMENTS								Total
	Punjab	Rajasthan	Sikkim	Tamil Nadu	Tripura	Uttar Pradesh	Uttarakhand	West Bengal	
1	448594				52820			40827	2124301
2									216
3								10110	121253
4	197		28376			270356	29078	291619	906466
5									0
6									0
7									1975
8									0
9									0
10								963	9076
11	112			41986	12539			10421	1631806
12									0
13	448903	0	28376	41986	65359	270356	29078	353940	4795093
14									1651
15									0
16									0
17									86409
18									0
19									98328
20	0	0	0	0	0	0	0	0	186388
21								19657	66839
22									0
23								10186	306444
24						74637		174915	1117578
25									193
26								-542	-542
27				49558				295526	441012
28									0
29	0	0	0	49558	0	74637	0	499742	1931624
30								30	30
31								269	269
32								1793	1793
33								4000	18984
34	0	0	0	0	0	0	0	6092	21076
35	448903	0	28376	91544	65359	344993	29078	859774	6934081
36									0
37	448903	0	28376	91544	65359	344993	29078	859774	6934081

(B) Includes Rs.853 thousands spent out of advance from Contingency Fund in previous year & recouped to the Fund during the current year.

**No. 30-B-4711-ACCOUNT of CAPITAL OUTLAY on FLOOD CONTROL PROJECTS during and
to the end of the year 2005-06**

	(In thousands of rupees)	
	Expenditure	
	During the year	To end of the year
UNION GOVERNMENT		
01-Flood Control-		
103-Civil Works	--	2494
800-Other Expenditure	69668	518283
02-Anti-sea Erosion Projects-		
052- Machinery and Equipment	--	9449
103-Civil Works	6000	187980
800-Other Expenditure	3097	299874
03-Drainage-		
001-Direction and Administration	--	5537
052-Machinery and Equipment	--	609
799-Suspense	--	-8472
800-Other Expenditure	--	361210
Total: Union Government	78765	1376964
UNION TERRITORY GOVERNMENT		
PUDUCHERRY		
01-Flood Control-		
103-Civil Works	41556	282297
789-Special Component Plan for Scheduled Castes	24500	40500
800-Other Expenditure	--	20498
02-Anti-sea Erosion Projects-		
103-Civil Works	29362	83950
03- Drainage -		
103-Civil Works	26300	133939
789-Special Component Plan for Scheduled Castes	5100	7100
800- Other Expenditure	140974	357337
901-Deduct Receipt and Recoveries on Capital Account	--	--
Total: Government of Puducherry	267792	925621
STATE GOVERNMENTS		
ANDHRA PRADESH		
01- Flood Control-		
103-Civil Works	117016	2144526
03-Drainage-		
001-Direction and Administration	(A) -2299	785574
103-Civil Works	381991	5588633
Total: Government of Andhra Pradesh	496708	8518733

(A) Reasons for minus figure have not been intimated by the Department.

* The balance of Rs. (-) 33 thousands under "901-Deduct-Receipt & Recoveries on capital account" during last year is merged in "103-Civil Works".

No. 30-B-4711-ACCOUNT of CAPITAL OUTLAY on FLOOD CONTROL PROJECTS during and to the end of the year 2005-06-Contd.

	(In thousands of rupees)	
	During the year	To end of the year
ARUNACHAL PRADESH		
01-Flood Control-		
001-Direction and Administration	10703	58937
052-Machinery and Equipment	--	3516
800-Other Expenditure	46797	551092
02-Anti-sea Erosion Projects-		
800-Other Expenditure	--	51362
Total: Government of Arunachal Pradesh	57500	664907
ASSAM		
01-Flood Control-		
001-Direction and Administration	--	24072
052-Machinery and Equipment	--	2835
103-Civil Works	480960	5108854
799-Stores Suspense	--	11162
800-Other Expenditure	--	2968285
Total: Government of Assam	480960	8115200
BIHAR		
01-Flood Control-		
001-Direction and Administration	1099454	4226937
201-North Bihar Flood Control Projects-	--	6015885
202-South Bihar Flood Control Projects	--	815316
203-Priority Flood Control Projects	--	1901978
800-Other Expenditure	300993	969896
901-Deduct Recoveries of overpayment	--	-6110
03-Drainage-		
800-Other Expenditure	--	265884
Total: Government of Bihar	1400447	14189786
CHHATTISGARH		
01-Flood Control-		
103-Civil Works	6854	15433
800-Other Expenditure	--	--
Total: Government of Chhattisgarh	6854	15433

**No. 30-B-4711-ACCOUNT of CAPITAL OUTLAY on FLOOD CONTROL PROJECTS during and
to the end of the year 2005-06-Contd.**

	(In thousands of rupees)	
	Expenditure	
	During the year	To end of the year
NCT DELHI		
01-Flood Control-		
800-Other Expenditure	28182	244723
03-Drainage-		
799-Suspense	9378	8641
800-Other Expenditure	378193	3468041
Total: Government of NCT Delhi	415753	3721405
GOA		
01-Flood Control-		
103-Civil Works	10804	89425
02-Anti-Sea Erosion Works-		
103-Civil Works	9836	55587
03-Drainage-		
103-Civil Works	17551	94764
800-Other Expenditure	--	24191
Total: Government of Goa	38191	263967
GUJARAT		
01-Flood Control-		
001-Direction and Administration	1507	27125
052-Machinery and Equipment	--	779
103-Civil Works	26	230871
799-Stores Suspense	--	516
800-Other Expenditure	--	30190
03-Drainage-		
001-Direction and Administration	75002	856912
052-Machinery and Equipment	--	10253
103-Civil Works	5014	997828
799-Suspense	--	739
Total: Government of Gujarat	81549	2155213
HARYANA		
01-Flood Control-		
201-Drainage and Flood Control Project	--	1688918
202-Ujjine diversion Drain Scheme	--	485952
203-Anti Water - Logging System	--	57049
204-Minor Irrigation Scheme	--	12429
205-Jagadhari Tubewell Project	--	11301
206-Installation of 128 Tubewell in Western Yamuna Canal Trecf	--	6494
207-Gurgoan Canel Project	--	15111
208-Drainage Project	--	37862
209-Investigation and Research Scheme	--	10734
210-Massani Barrage Project	--	346470
299-Other Schemes each costing Rs. one Crore and less	--	14828
800-Other Expenditure	611867	1229668
Total: Government of Haryana	611867	3916816
HIMACHAL PRADESH		
01-Flood Control-		
052-Machinery and Equipment	--	213
796-Tribal Area Sub-Plan	15589	139418
799-Suspense	-272	1680
800-Other Expenditure	148839	910553

**No. 30-B-4711-ACCOUNT of CAPITAL OUTLAY on FLOOD CONTROL PROJECTS during and
to the end of the year 2005-06-Contd.**

	(In thousands of rupees)	
	Expenditure	
	During the year	To end of the year
HIMACHAL PRADESH		
03-Drainage-		
796-Tribal Area Sub-Plan		181
800-Other Expenditure		9128
Total: Government of Himachal Pradesh	164156	1061173
JAMMU AND KASHMIR		
01-Flood Control-		
001-Direction and Administration	1000	125050
052-Machinery & Equipment	1503	1503
103-Civil Works	192520	2045356
799-Suspense		-485
800-Other Expenditure	6648	79701
02-Anti-sea Erosion Projects-		
052-Machinery and Equipment		147
103-Civil Works	601	601
03-Drainage		71377
103-Civil Works		601
Total: Government of Jammu and Kashmir	202272	2323851
JHARKHAND		
01-Flood Control		
103-Civil Works		17938
796-Tribal area sub-plan	21163	38312
Total: Government of Jharkhand	21163	56250
KARNATAKA		
01-Flood Control		
103-Civil Works	54567	605179
02-Anti-sea Erosion Projects-		
001-Direction and Administration	5330	70274
103-Civil Works	32783	777498
Total: Government of Karnataka	92680	1452951
KERALA		
01-Flood Control-		
001-Direction and Administration	4573	138262
052-Machinery and Equipment	572	17212
103-Civil Works	22864	757458
02-Anti-sea Erosion Projects-		
001-Direction and Administration	11660	402121
052-Machinery and Equipment	1458	57037
103-Civil Works	58018	2386702
800-Other Expenditure	279	60413
Total: Government of Kerala	99424	3819205

No. 30-B-4711-ACCOUNT of CAPITAL OUTLAY on FLOOD CONTROL PROJECTS during and to the end of the year 2005-06-Contd.

	(In thousands of rupees)	
	During the year	To end of the year
MADHYA PRADESH		
01-Flood Control- 103-Civil Works	3322	138938
800-Other Expenditure	19967	145639
Total: Government of Madhya Pradesh	23289	284577
MAHARASHTRA		
01-Flood Control- 103-Civil Works	3418	192218
190-Investments in Public Sector and other Under takings	11711	44833
02-Anti-sea Erosion Projects- 001-Direction and Administration	--	--
103-Civil Works	--	303524
800-Other Expenditure	45568	227317
03-Drainage- 103-Civil Works	518	156848
190-Investments in Public sector and other Undertakings	--	--
Total: Government of Maharashtra	61215	924740
MANIPUR		
01-Flood Control- 103-Civil Works	65229	361909
106-Original Works	--	178621
800-Other Expenditure	--	130350
Total: Government of Manipur	65229	670880
MEGHALAYA		
01-Flood Control- 001-Direction and Administration	--	631
052-Machinery and Equipment	--	6
103-Civil Works	43991	362505
799-Stores Suspense	--	24
800-Other Expenditure	--	--
Total: Government of Meghalaya	43991	363166
MIZORAM		
02-Anti-sea Erosion Projects- 800-Other Expenditure	6000	6000
Total: Government of Mizoram	6000	6000
ORISSA		
01-Flood Control- 001-Direction and Administration	--	4363
052-Machinery and Equipment	--	916
103-Civil Works	44486	1084816
800-Other Expenditure	--	1037476
02-Anti-sea Erosion Projects- 001-Direction and Administration	--	288
052-Machinery and Equipment	--	113
103-Civil Works	4176	119575
03-Drainage- 001-Direction and Administration	4718	64145
052-Machinery and Equipment	--	10
103-Civil Works	56411	310683
Total: Government of Orissa	109791	2622385

(A) Difference of Rs. 1 thousand is due to rounding.

(A)

(B) Includes Rs. 176222 (thousands) yet to be allocated between M.P. and Chhatisgarh.

No. 30-B-4711-ACCOUNT of CAPITAL OUTLAY on FLOOD CONTROL PROJECTS during and to the end of the year 2005-06-Contd.

	(In thousands of rupees)	
	Expenditure	
	During the year	To end of the year
PUNJAB		
01-Flood Control-		
001-Direction and Administration	225809	311002
103-Civil Works	--	2174623
799-Suspense	288	21298
901-Deduct Receipt and Recoveries on Capital Account	-73	-3678
03-Drainage-		
001-Direction and Administration	49810	629375
103-Civil Works	417384	6265106
799-Suspense	-2502	157127
901-Deduct Receipts and Recoveries on Capital Account	-4590	-34633
Total: Government of Punjab	686126	9520220
RAJASTHAN		
01-Flood Control-		
001-Direction and Administration	8427	57597
002-Bharatpur Flood Control	--	--
003-Flood Control in other Distt.	--	--
052-Machinery and Equipment	296	313
103-Civil Works	64743	1588661
800-Other Expenditure	--	--
799-Suspense	(B) -394	7326
Total: Government of Rajasthan	73072	1653897
SIKKIM		
01-Flood Control		
800-Other Expenditure	16864	52539
03-Drainage	--	--
103-Civil Works	2218	7218
Total Govt. of Sikkim	19082	59757
TAMIL NADU		
01-Flood Control-		
001-Direction and Administration	--	11
103-Civil Works	151051	620824
800-Other Expenditure	26581	230087
02-Anti-sea Erosion Projects-		
001-Direction and Administration	--	8549
103-Civil Works	412547	967745
03-Drainage-		
103-Civil Works	--	69955
Total: Government of Tamil Nadu	590179	1897171

(B) Minus expenditure is due to excess of receipt and recoveries over expenditure.

No. 30-B-4711-ACCOUNT of CAPITAL OUTLAY on FLOOD CONTROL PROJECTS during and to the end of the year 2005-06-Concl'd.

	(In thousands of rupees)	
	Expenditure During the year	To end of the year
TRIPURA		
01-Flood Control-		
001-Direction and Administration	4195	215166
799-Suspense	-	-575
800-Other Expenditure	73172	620261
Total: Government of Tripura	77367	834852
UTTAR PRADESH		
01-Flood Control-		
052-Machinery and Equipment	2800	69489
103-Civil Works	2071085	9165101
104-Drainage in Industrial Estates	-	4826
799-Suspense	-	-6892
03-Drainage-		
052-Machinery and Equipment	1440	2583
103-Civil Works	845228	1610240
799-Suspense	111279	217008
800-Other Expenditure	-	-344933
Total: Government of Uttar Pradesh	3031832	10717422 (A)
UTTARAKHAND		
01 Flood Control		
103-Civil Works	355763	561704
796-Tribal Area Sub-Plan	5674	5674
Total: Government of Uttarakhand	361437	567378
WEST BENGAL		
01-Flood Control-		
103-Civil Works-	756372	7642675
800-Other Expenditure	-	149076
02-Anti-sea Erosion Projects-		
103-Civil Works	1948	133165
03-Drainage-		
103-Civil Works	365078	5107975
Total: Government of West Bengal	1123398	13032891
Total: Capital Outlay on Flood Control Projects	10788089	95732820

(A) includes Rs. 4568052 thousands yet to be allocated between Uttar Pradesh and Uttarakhand.



No. 31-01-01-ACCOUNT of RECEIPTS from POWER for the year ended 31st March, 2006

(In thousands of rupees)

	Union Government	U.T. Govt. Puduchery	STATE GOVERNMENTS							Item No.
			Andhra Pradesh	Arunachal Pradesh	Assam	Bihar	Chhattisgarh	NCT Delhi	Goa	
01-Hydel Generation-										
101-Machkund Hydro-Electric (Joint) Scheme			17854							1
102-Tungabhadra Hydro Electric Power			68698							2
103-Rangoli Power Project			3917							3
104-Nagarjuna Sagar Hydle Scheme										4
202-Karnataka power corporation Ltd.										5
203-Karnataka Power Transmission Corporation Ltd.										6
601-Sindh & Mohra Power Houses										7
602-Jammu, Nizam Sahib Poonch and Rajori Power Houses										8
604-Chenani Power House										9
800-Other Receipts			46393	730276						10
900-Deduct-Refunds										11
02-Thermal Power Generation-										
101-Badarpur Thermal Power Projects	12637453									12
601-Thermal Power Kalakate										13
800-Other Receipts				8622						14
03-Nuclear Power Generation-										
101-Rajasthan Atomic Power Station	3241231									15
104-Lease Charges of Fuel	8988278									16
800-Other Receipts	13505									17
04-Diesel/Gas Power Generation-										
101-Power House at Car Nicobar	55336									18
102-Supply of Electricity in Lakshadweep	49541									19
103-Receipt from other Power Houses at Port Blair	317332									20
800-Other Receipts										21
05-Transmission and Distribution-										
101-Sale of Power		4836339							5891229	22
102-Chandigarh Electric Scheme	2719822									23
800-Other Receipts	2587605	32448	85765					3775	57437	24
900-Deduct-Refunds										25
06-Rural Electrification-										
800-Other Receipts										26
80-General-800-Other Receipts	138252			148826	10293			108885	409	27
900-Deduct-Refunds										28
Total : Receipts from Power	30748366	4868787	222827	887724	10293	0	0	112660	5949076	29

No. 31-0801-ACCOUNT of RECEIPTS from POWER for the year ended 31st March, 2006-Contd.

Item No.	STATE GOVERNMENTS								(In thousands of rupees)
	Gujarat	Haryana	Himachal Pradesh	Jammu and Kashmir	Jharkhand	Karnataka	Kerala	Madhya Pradesh	Total carried over
1									17854
2									68698
3									3917
4									0
5						390677			390677
6						1151			1151
7									0
8									0
9									0
10			2514748			33145			3324562
11									0
12									12637453
13									0
14									8622
15									3241231
16									8988278
17									13505
18									55336
19									49541
20									317332
21									0
22									10727568
23									2719822
24						548			2767578
25									0
26									0
27	212616	29661		3843085				772	4492799
28									0
29	212616	29661	2514748	3843085	0	425521	0	772	49825924

Economic Services

No. 31-0801-ACCOUNT of RECEIPTS from POWER for the year ended 31st March, 2006-Contd.

	Total brought forward	STATE GOVERNMENTS						Item No.
		Maharashtra	Manipur	Meghalaya	Mizoram	Nagaland	Orissa	
01-Hydel Generation-								
101-Machkund Hydro-Electric (Joint) Scheme	17854						4137	1
102-Tungabhadra Hydro Electric Power	68698							2
103-Rangoli Power Project	3917							3
104-Nagarjuna Sagar Hydle Scheme	0							4
202-Karnataka power corporation Ltd.	390677							5
203-Karnataka Power Transmission Corporation Ltd.	1151							6
601-Sindh & Mohra Power Houses	0							7
602-Jammu, Nizam Sahib Poonch and Rajori Power Houses	0							8
604-Chenani Power House	0							9
800-Other Receipts	3324562	1746147	3679			2858	89	10
900-Deduct-Refunds	0							11
02-Thermal Power Generation-								
101-Badarpur Thermal Power Projects	12637453							12
601-Thermal Power Kalakate	0							13
800-Other Receipts	8622							14
03-Nuclear Power Generation-								
101-Rajasthan Atomic Power Station	3241231							15
104-Lease.Charges of Fuel	8988278							16
800-Other Receipts	13505							17
04-Diesel/Gas Power Generation-								
101-Power House at Car Nicobar	55336							18
102-Supply of Electricity in Lakshadweep	49541							19
103-Receipt from other Power Houses at Port Blair	317332							20
800-Other Receipts	0		14955					21
05-Transmission and Distribution-								
101-Sale of Power	10727568							22
102-Chandigarh Electric Scheme	2719822							23
800-Other Receipts	2767578				799102	284484		24
900-Deduct-Refunds	0							25
06-Rural Electrification-								
800-Other Receipts	0		2					26
80-General-								
800-Other Receipts	4492799		480078		18964	139729	24866	27
900-Deduct-Refunds	0							28
Total : Receipts from Power	49826924	1746147	498714	0	818066	427071	29092	29

No. 31-0801-ACCOUNT of RECEIPTS from POWER for the year ended 31st March, 2006-Conclid.

Item No.	STATE GOVERNMENTS								Total
	Punjab	Rajasthan	Sikkim	Tamil Nadu	Tripura	Uttarakhand	Uttar Pradesh	West Bengal	
1									21991
2									68698
3									3917
4									0
5									390677
6									1151
7									0
8									0
9									0
10			279675		1385	1227777			6586172
11									0
12									12637453
13									0
14					215				8837
15									3241231
16									8988278
17									13505
18									55336
19									49541
20									317332
21								91	15046
22									10727568
23									2719822
24					228	553277			4404669
25									0
26					8967	527057	1486987		2023013
27	7500	6	326	4	171				5164443
28									0
29	7500	6	280001	4	10966	2308111	1486987	91	57438680

No. 31-A-2801-ACCOUNT of EXPENDITURE on POWER for the year ended 31st March, 2006-Contd.

Item No.	STATE GOVERNMENTS								Total carried over
	Gujarat	Haryana	Himachal Pradesh	Jammu and Kashmir	Jharkhand	Karnataka	Kerala	Madhya Pradesh	
1									45340
2									0
3				16735539					17549255
4									14175
5									66446
6									28516
7									820796
8									0
9									0
10				96416					96416
11	0	0	0	16831955	0	0	0	0	18620944
12									20451
13									0
14									12512450
15									92966
16								4958393	4958393
17	0	0	0	0	0	0	0	4958393	17584260
18									6463832
19									187556
20									961038
21									5258
22	0	0	0	0	0	0	0	0	7617684
23				2057					21854
24				151					41429
25									50034
26									362787
27									268000
28									0
29				250000					982957
30									-1083
31	0	0	0	252208	0	0	0	0	1725978

Economic Services

No. 31-A-2801-ACCOUNT of EXPENDITURE on POWER for the year ended 31st March, 2006-Contd.

	Total brought forward	STATE GOVERNMENTS						Item No.
		Maharashtra	Manipur	Meghalaya	Mizoram	Nagaland	Orissa	
01-Hydel Generation:-								
001-Direction and Administration	45340	56529	4345		48538	23322	1698	1
052-Machinery and Equipment	0	1451						2
101-Purchase of Power	17549255		1340191		979792			3
102-Machkund Hydro Electric Joint Scheme	14175		1677				14862	4
103-Tungabhadra Hydro Electric joint scheme	66448							5
104-Balimera Dam (Joint) Project	28516							6
105-Srisaillam Hydro Electric Scheme	820796							7
190-Nivesh	0							8
799-Suspense	0	-222						9
800-Other Expenditure	96416	169744				1600	13712	10
Total: 01	18620944	227502	1346213	0	1028330	24922	30272	11
02-Thermal Power Generation:-								
001-Direction and Administration	20451							12
101-Purchase of Power	0					714745		13
102-Badarpur Thermal Power Station	12512450							14
797-Transfer to/from Reserve Funds and Deposit Accounts	92966							15
800-Other Expenditure	4958393							16
Total: 02	17584260	0	0	0	0	714745	0	17
03-Nuclear Power Generation:-								
101-Fuel Inventory	6463832							18
103-Waste Management	187556							19
104-Rajasthan Atomic Power Station	961038							20
800-Other Expenditure	5258							21
Total: 03	7617684	0	0	0	0	0	0	22
04-Diesel/Gas Power Generation:-								
001-Direction and Administration	21854		407787		16892			23
101-Power House at Phoenix Bay	41429							24
102-Power House at Chatham	50034							25
103-Other Power House	362787							26
104-Supply of Electricity in Lakshadweep	268000							27
799-Suspense	0		27666					28
800-Other Expenditure	982957		151157		30500	1600		29
911-Deduct Recoveries of Overpayment	-1083							30
Total: 04	1725978	0	586610	0	47392	1600	0	31

COMBINED FINANCE AND REVENUE ACCOUNTS OF THE UNION AND STATE GOVERNMENTS IN INDIA FOR THE YEAR 2005-06

No. 31-A-2801-ACCOUNT of EXPENDITURE on POWER for the year ended 31st March, 2006-Contd.

Item No.	STATE GOVERNMENTS								Total
	Punjab	Rajasthan	Sikkim	Tamil Nadu	Tripura	Uttar Pradesh	Uttarakhand	West Bengal	
1									179772
2									1451
3			133680						20002918
4									30714
5									66446
6									28516
7									820796
8							4000		4000
9									-222
10			50787						332259
11	0	0	184467	0	0	0	4000	0	2146650
12									20451
13									714745
14									12512450
15									92966
16								3973400	8931793
17	0	0	0	0	0	0	0	3973400	22272405
18									6463832
19									187556
20									961038
21									5258
22	0	0	0	0	0	0	0	0	7617684
23									446533
24									41429
25									50034
26									362787
27									268000
28									27666
29			3516		597849				1767579
30									-1083
31	0	0	3516	0	597849	0	0	0	2962945

Economic Services

No. 31-A-2801-ACCOUNT of EXPENDITURE on POWER for the year ended 31st March, 2006-Contd.

(In thousands of rupees)

	Union Government	U.T. Govt. Puducherry	STATE GOVERNMENTS							Item No.
			Andhra Pradesh	Arunachal Pradesh	Assam	Bihar	Chhattisgarh	NCT Delhi	Goa	
05-Transmission and Distribution-										
001-Direction and Administration	108232	229511		132495					475624	1
005-Investigation										2
052-Machinery and Equipment										3
101-Transmission and Distribution of Power at Chandigarh	3137320									4
102-Transmission and Distribution of Power at Port Blair	96392									5
190-Nivesh										6
196-Loans to Zila Parishads/Districts	13750									7
502-Expenditure awaiting transfer to other head of account									5	8
789-Special Component Plan for Scheduled Castes										9
796-Tribal Area Sub-plan	1870									10
799-Suspense	702								-3373	11
800-Other Expenditure	68563	4250590	16962325					717100	3820099	12
911-Deduct-Recoveries of Overpayments		-52							-80	13
Total: 05	3426829	4480049	16962325	132495	0	0	0	717100	4292275	14
06-Rural Electrification-										
001-Direction and Administration	14047									15
052-Machinery and Equipment				23845						16
101-Purchase of Power										17
789-Special Component Plan for Scheduled Castes							3850			18
793-Special Central Assistance for Scheduled Caste Component Plan										19
796-Tribal Area Sub Plan	26646						5000			20
799-Suspense										21
800-Other Expenditure	11000000									22
Total: 06	11040693	0	0	23845	0	0	8850	0	0	23
80-General-										
001-Direction and Administration	8010									24
003-Training	79400									25
004-Research and Development	121300									26
005-Investigation										27
101-Assistance to Electricity Boards			66913				1083513			28
789-Special component Plan for Scheduled Castes							5600			29
796-Tribal Area Sub-Plan							11200			30
798-International Co-operation	100027									31
800-Other Expenditure	3668761	25722			3224518	6139	6000	33706		32
911-Deduct-Recoveries of Overpayments										33
Total: 80	3977498	25722	66913	0	3224518	6139	1106313	33706	0	34
Total: Expenditure on Power	40173292	4505771	17993560	970056	3224518	6139	1115163	750806	4292275	35
Charged			26290							36
Voted	40173292	4505771	17967270	970056	3224518	6139	1115163	750806	4292275	37

COMBINED FINANCE AND REVENUE ACCOUNTS OF THE UNION AND STATE GOVERNMENTS IN INDIA FOR THE YEAR 2005-06

No. 31-A-2801-ACCOUNT of EXPENDITURE on POWER for the year ended 31st March, 2006-Contd.

(In thousands of rupees)

Item No.	STATE GOVERNMENTS								Total carried over
	Gujarat	Haryana	Himachal Pradesh	Jammu and Kashmir	Jharkhand	Karnataka	Kerala	Madhya Pradesh	
1				58548					1004410
2									0
3				2682					2682
4									3137320
5									96392
6									0
7									13750
8									5
9									0
10					491350				493220
11				66690					64019
12		14107750		149230					40075657
13									-132
14	0	14107750	0	277150	491350	0	0	0	44887323
15				262862					276909
16				8177					32022
17									0
18								203861	207711
19								49816	49816
20	778568							181568	991782
21				32968					32968
22	7627			1084846					12092473
23	786195	0	0	1388853	0	0	0	435245	13683681
24									8010
25									79400
26									121300
27									0
28	12078897		1199618		3645800	18255858	918600	14441070	51690269
29									5600
30									11200
31									100027
32	7861704	30507	7181	2246	28742	77200	15375		14987801
33									0
34	19940601	30507	1206799	2246	3674542	18333058	933975	14441070	67003607
35	20726796	14138257	1206799	18752412	4165892	18333058	933975	19834708	171123477
36	786195	29520				17943			859948
37	19940601	14108737	1206799	18752412	4165892	18315115	933975	19834708	170263529

No. 31-A-2801-ACCOUNT of EXPENDITURE on POWER for the year ended 31st March, 2006-Contd.

(In thousands of rupees)

	Total brought forward	STATE GOVERNMENTS						Item No.
		Maharashtra	Manipur	Meghalaya	Mizoram	Nagaland	Orissa	
05-Transmission and Distribution-								
001-Direction and Administration	1004410				231545	201874		1
005-Investigation	0							2
052-Machinery and Equipment	2682					-555		3
101-Transmission and Distribution of Power at Chandigarh	3137320							4
102-Transmission and Distribution of Power at Port Blair	96392							5
190-Nivesh	0							6
196-Loans to Zila Parishads/Districts	13750							7
502-Expenditure awaiting transfer to other head of account	5							8
789-Special Component Plan for Scheduled Castes	0							9
796-Tribal Area Sub-plan	493220							10
799-Suspense	64019				3739	5662		11
800-Other Expenditure	40075657	7682005			228817	19302	98350	12
911-Deduct-Recoveries of Overpayments	-132							13
Total: 05	44887323	7682005	0	0	464101	226283	98350	14
06-Rural Electrification-								
001-Direction and Administration	276909						112	15
052-Machinery and Equipment	32022							16
101-Purchase of Power	0							17
789-Special Component Plan for Scheduled Castes	207711							18
793-Special Central Assistance for scheduled caste component Plan	49816							19
796-Tribal Area Sub Plan	991782							20
799-Suspense	32968							21
800-Other Expenditure	12092473						252957	22
Total: 06	13683681	0	0	0	0	0	253069	23
80-General-								
001-Direction and Administration	8010	1324						24
003-Training	79400	11490					2660	25
004-Research and Development	121300							26
005-Investigation	0	51496						27
101-Assistance to Electricity Boards	51690269	8300050		669181				28
789-Special component Plan for Scheduled Castes	5600							29
796-Tribal Area Sub Plan	11200	306725						30
798-International Co-operation	100027							31
800-Other Expenditure	14987801	1909822					16027	32
911-Deduct-Recoveries of Overpayments	0	-3						33
Total: 80	67003607	10580904	0	669181	0	0	18667	34
0	171123477	18490411	1932823	669181	1539823	967550	400378	35
Charged	859948							36
Voted	170263529	18490411	1932823	669181	1539823	967550	400378	37

COMBINED FINANCE AND REVENUE ACCOUNTS OF THE UNION AND STATE GOVERNMENTS IN INDIA FOR THE YEAR 2005-06

No. 31-A-2801-ACCOUNT of EXPENDITURE on POWER for the year ended 31st March, 2006-Concl'd.

(In thousands of rupees)

Item No.	STATE GOVERNMENTS								Total
	Punjab	Rajasthan	Sikkim	Tamil Nadu	Tripura	Uttar Pradesh	Uttarakhand	West Bengal	
1									1437829
2									0
3									2127
4									3137320
5									96392
6							390000		390000
7									13750
8									5
9									0
10									493220
11			-229						73191
12			49481		630981	10871900	1044		59657537
13									-132
14	0	0	49252	0	630981	10871900	391044	0	65301239
15									277021
16									32022
17									0
18									207711
19									49816
20									991782
21									32968
22		16897					64961	6400	12433688
23	0	16897	0	0	0	0	64961	6400	14025008
24					4101				13435
25			178669						272219
26									121300
27									51496
28				10250000					70909500
29									5600
30									317925
31									100027
32	15509300	11978249		11331		3023800	335571	199692	47971593
33									-3
34	15509300	11978249	178669	10261331	4101	3023800	335571	199692	119763092
35	15509300	11995146	415904	10261331	1232931	13895700	795576	4179492	253409023
36									859948
37	15509300	11995146	415904	10261331	1232931	13895700	795576	4179492	252549075

Economic Services

No. 31-B-4801-ACCOUNT of CAPITAL OUTLAY on POWER PROJECTS during and to the end of the year 2005-06

(In thousands of rupees)

	Expenditure	
	During the year	To end of the year
UNION GOVERNMENT		
01-Hydel Generation-		
001-Direction and Administration		8156
052-Machinery and Equipment		36612
091-Nathpa Jhakri Hydro Electric Project		20000
092-Power House at Kalpong		262
095-Lower Lagyap Hydro Electric Project		6750
097-Biara Siul Hydro Electric Project		37
098-Loktak Hydro Electric Scheme		-7387
099-Salai Hydro Electric Project		5700400
190-Investments in Public Sector and Other Undertakings	6579523	150775375
201-Sardar Sarovar Scheme		2851500
799-Stores Suspense		6080
800-Other Expenditure	44321	6429312
02-Thermal Power Generation-		
090-Electrification in Lakshdweep		3012
091-Electricity Plan for Power House at Port Blair		11002
092-Electricity Supply Undertaking in Kutch		715
093-Badarpur Thermal Power Control Board		192497
094-Power House at South Andaman		4397
095-Power House at Chatham		1783
190-Investments in Public Sector and Other Undertakings		41846190
201-Badarpur Thermal Power Project		4113334
800-Other Expenditure		33580046
03-Nuclear Power Generation-		
001-Direction and Administration		84783
079-Prototype Fast Breeder Reactor		137833
080-Kaiga Atomic Power Station		70906
081-Rajasthan Atomic Power Station		176609
084-VIIth Atomic Power Station		1863
085-VIth Atomic Power Station		13960
089-Kakrapara Atomic Power Station		2894093
093-Narora Atomic Power Station		4483163
094-Madras Atomic Power Station II		1060345
095-Madras Atomic Power Station I		1208415
096-Rajasthan Atomic Power Station No. II		1058206
097-Rajasthan Atomic Power Station Unit No. I		344243
098-Tarapur Atomic Power Station		233901

(A) includes Rs.202250 (th.) being conversion of IDC (Intt. during construction) into equity.

(B) Excludes Rs.4329150 (th.) being disinvestment of shares of NTPC during 2004-05.

No. 31-B-4801-ACCOUNT of CAPITAL OUTLAY on POWER PROJECTS during and to the end of the year 2005-06-Contd.

(In thousands of rupees)

	Expenditure	
	During the year	To end of the year
UNION GOVERNMENT		
103-Waste Management		823954
104-Fast Breeder Reactor	49999	1295498
190-Investments in Public Sector and Other Undertakings	2270000	95716200
797-Transfer to/from Reserve Funds and Deposit Accounts		-183607
799-Suspense		1224424
800-Other Expenditure	39488	1732509
04-Diesel/Gas Power Generation-		
095-Supply of Electricity in Lakshdweep		881
097-Estt. Augmentation of Power Houses		220709
098-Power Houses at Phoneix Bay		31525
099-Other Power Houses		
103-Other Power Houses	25812	799841
190-Investments in Public Sector and Other Undertakings	1568425	14404809
799-Suspense	-6637	412509
800-Other Expenditure	98998	555468
05-Transmission and Distribution-		
001-Direction and Administration	9089	572582
095-Building		3422
096-Permanent Electrification of Chandigarh		1044717
097-Transmission/Distribution at Port Blair		23778
099-Load Despatching Station		404919
101-Transmission and Distribution of Power in Chandigarh	216495	1139526
190-Investments in Public sector and Other Undertakings	4193800	31761240
201-National High Voltage Direct Current Transmission Project		52297
799-Suspense	-5728	-2304
800-Other Expenditure	99293	7464055
06-Rural Electrification-		
001-Direction and Administration	6636	289729
190-Investments in Public sector and Other Undertakings		3780000
796-Tribal Area Sub Plan	16411	435020
800-Other Expenditure	129186	1645351
80-General-		
001-Direction and Administration	101	102370
003-Training		94556
190-Investments in Public Sector and Other Undertakings		10088000
800-Other Expenditure	6831	1037282
Total: Union Government	15342043	434319653
		Economic Services

No. 31-B-4801-ACCOUNT of CAPITAL OUTLAY on POWER PROJECTS during and to the end of the year 2005-06-Contd.

	(In thousands of rupees)	
	Expenditure	
	During the year	To end of the year
UNION TERRITORY GOVERNMENT PUDUCHERRY		
04-Diesel/Gas Power Generation-		
190-Assistance to Public Sector and Other Undertaking		1330441
800-Other Expenditure		13423
05-Transmission and Distribution-		
001-Direction and Administration		22934
052-Machinery and Equipment		3369
789-Special component Plan for Scheduled Castes	59991	233190
799-Suspense	-12895	20688 (A)
800-Other Expenditure	239137	3188535
901-Deduct-Receipts and Recoveries on Capital Account	-16	-16
Total: Government of Puducherry	286217	4812564
STATE GOVERNMENTS ANDHRA PRADESH		
01-Hydel Generation-		
195-Investment in Co-operatives	55	7171194
05-Transmission and Distribution-		
190-Investments in Public Sector and other Undertakings		15280552
06-Rural Electrification-		
195-Investments in Co-operatives		15660
80-General-		
101-Investments in State Electricity Boards		7792933
190-Investments in Public Sector and other Undertakings		270000
Total: Government of Andhra Pradesh	55	30530339 (B)
ARUNACHAL PRADESH		
01-Hydel Generation-		
052-Machinery and Equipment		20540
800-Other Expenditure	378442	5751314
04-Diesel/Gas Power Generation-		
800-Other Expenditure		231731
05-Transmission and Distribution-		
800-Other Expenditure	133400	4026924

(A) The balance of Rs.5518 thousands under the Head 911-Deduct-Receipts-& Recoveries on Capital Account in the previous year account has been merged under this head.

(B) Includes Rs.169985 thousand being expenditure incurred upto 30th Sept. 1953 in composite Madras State and Rs.86567 thousands incurred upto 31st Oct. 1956 in Ex. Hyderabad State.

COMBINED FINANCE AND REVENUE ACCOUNTS OF THE UNION AND STATE GOVERNMENTS IN INDIA FOR THE YEAR 2005-06

No. 31-B-4801-ACCOUNT of CAPITAL OUTLAY on POWER PROJECTS during and to the end of the year 2005-06-Contd.

	(In thousands of rupees)	
	During the year	To end of the year
ARUNACHAL PRADESH		
06-Rural Electrification-		
800-Other Expenditure	77528	1006994
80-General-		
001-Direction and Administration	72998	447776
799-Suspense	-15424	-21051
800-Other Expenditure	593976	3582180
Total: Government of Arunachal Pradesh	1240920	15048468
ASSAM		
06-Rural Electrification-		
800-Other Expenditure		1849185
80-General		
190-Investments in Public Sector and Other Undertakings		13500000
800-Other Expenditure	2053520	2325532
Total: Government of Assam	2053520	17674717
BIHAR		
01-Hydel Generation-		
190-Investments in Public Sector and other Undertakings		932847
796-Tribal Area Plan		87400
800-Other Expenditure		327870
02-Thermal Power Generation-		
800-Other Expenditure		161480
05-Transmission and Distribution-		
101-Inter-State Transmission Lines		8689
800-Other Expenditure	3020060	6273999
06-Rural Electrification-		
800-Other Expenditure		740000
Total: Government of Bihar	3020060	9532285
CHHATTISGARH		
80-General-		
@ Atal Jyoti Yojna	250000	250000
Total: Government of Chhattisgarh	250000	250000
NCT DELHI		
05-Transmission and Distribution-		
190-Investments in Public Sector and other Undertakings		3000
800-Other Expenditure	32570	37529
Total: Government of NCT Delhi	32570	40529
GOA		
01-Hydel Generation-		
001-Direction and Administration		3142
05-Transmission and Distribution-		
001-Direction and Administration		42662
800-Other Expenditure	1012764	5331600
Total: Government of Goa	1012764	5377404

@ Minor head not given in the Finance Account.

Economic Services

No. 31-B-4801-ACCOUNT of CAPITAL OUTLAY on POWER PROJECTS during and to the end of the year 2005-06-Contd.

	(In thousands of rupees)	
	Expenditure	
	During the year	To end of the year
GUJARAT		
01-Hydel Generation-		
001-Direction and Administration	3572	161658
052-Machinery and Equipment		165254
190-Investments in Public Sector and other Undertakings	208000	7654605
799-Suspense		-7043273
800-Other Expenditure		9015
053-Narmada Hydro Electric scheme		
02-Thermal Power Generation-		
190-Investments in Public Sector and other Undertakings		117321
800-Other Expenditure		4096
04-Diesel Gas Power Generation-		
190-Investments in Public Sector and other Undertakings		50000
05-Transmission and Distribution-		
190-Investments in Public Sector and other Undertakings	16287120	18093620
800-Other Expenditure		3614
60-Rural Electrification-		
190-Investments in Public Sector and other Undertakings	2500430	2500430
796-Tribal Area Sub Plan	500000	500000
80-General-		
004-Research and Development		2244
Total: Government of Gujarat	19499122	22218584
HARYANA		
01-Hydel Generation-		(B)
201-Bhakra Nangal Project		-44075
		(B)
202-Nangal Hydro-Electric Scheme		-8427
02-Thermal Power Generation-		
190-Investments in Public Sector and other Undertakings		15000000
05-Transmission and Distribution-		
190-Investments in Public Sector and other Undertakings	2754500	17838186
201-Beas Transmission Line Project		400914
80-General-		
800-Other expenditure		3978
Total: Government of Haryana	2754500	33190576
HIMACHAL PRADESH		
01-Hydel Generation-		
190-Investments in Public Sector and other Undertakings		14631985
Total: Government of Himachal Pradesh	0	14631985
JAMMU AND KASHMIR		
01-Hydel Generation-		
001-Direction and Administration		41458
052-Machinery and Equipment		73
190-Investments in Public Sector and other Undertakings		3149172
799-Suspense		10567596
800-Other Expenditure	2138100	5264381
02-Thermal Power Generation-		
001-Direction and Administration		37715
799-Suspense		21024
04-Diesel/Gas Power Generation-		
001-Direction and Administration	133852	282833
799-Suspense	2733	4940348
05-Transmission and Distribution-		
001-Direction and Administration	1406470	9275865
052-Machinery and Equipment	605	747
799-Suspense	760577	765414
800-Other Expenditure	2040026	25916676
06-Rural Electrification-		
001-Direction and Administration	487623	1074065
052-Machinery and Equipment		1877
800-Other Expenditure	8941	291795

(B) Minus figure was due to excess of receipts and recoveries over expenditure.

No. 31-B-4801-ACCOUNT of CAPITAL OUTLAY on POWER PROJECTS during and to the end of the year 2005-06-Contd.

(In thousands of rupees)

	Expenditure	
	During the year	To end of the year
JAMMU & KASHMIR		
80-General-		
004-Research & Development	--	13
799-Suspense	--	673
800-Other Expenditure	13184	271451
Total: Government of Jammu and Kashmir	6992111	61903176
JHARKHAND		
01-Hydel Generation-		
796-Tribal Area Sub-Plan	150000	922305
800-Other Expenditure	100000	530000
02-Thermal Power Generation-		
800-Other Expenditure	50000	50000
Total: Government of Jharkhand	300000	1502305
KARNATAKA		
01-Hydel Generation-		
052-Machinery and Equipment	--	204424
190-Investments in Public Sector and other Undertakings	500000	11594605
02-Thermal Power Generation-		
052-Machinery and Equipment	--	5466
80-General-		
800-Other Expenditure	--	411
Total: Government of Karnataka	500000	11804906
MADHYA PRADESH		
01-Hydel Generation-		
52-Machinery and equipment	3149915	26483980
190-Investments in Public Sector and other Undertakings	--	8211
796-Tribal Area Sub-Plan	2373	180443
800-Other Expenditure	--	45163
02-Thermal Power Generation-		
796-Tribal Area Sub-Plan	--	1415
800-Other Expenditure	--	209
05-Transmission and Distribution-		
190-Investments in Public Sector and Other Undertakings	34067536	35785074
797-Transfer from Reserve Funds & Deposit Account	-200000	-200000
06-Rural Electrification-		
190-Investments in Public Sector and other Undertakings	-10197600	6476900
80-General-		
001-Direction and Administration	--	4293
101-Investments in State Electricity Project	4000000	7934744
800-Other Expenditure	1539477	3613507
Total: Government of Madhya Pradesh	32361701	80333939
MAHARASHTRA		
01-Hydel Generation-		
001-Direction and Administration	--	216
190-Investments in Public Sector and Other Undertakings	--	70286
800-Other Expenditure	5621912	48686638
80-General-		
101-Investments in State Electricity Boards	--	34646200
Total: Government of Maharashtra	5621912	83403340
MANIPUR		
01-Hydel Generation-		
001-Direction and Administration	--	161212
052-Machinery and Equipment	--	110
799-Suspense	--	93926
02-Thermal Power Generation-		
799-Suspense	--	27815
04-Diesel/Gas Power Generation-		
001-Direction and Administration	--	157823
799-Suspense	1233	510424
800-Other Expenditure	--	860051

(A) Rs. 7916343 thousands are yet to be allocated between M.P. and Chhattisgarh.

(B) Minus expenditure is due to conversion of investments into five successor companies of M.P. Electricity Board & non-apportionment of balances composite State of M.P.

No. 31-B-4801-ACCOUNT of CAPITAL OUTLAY on POWER PROJECTS during and to the end of the year 2005-06-Contd.

	(In thousands of rupees)	
	Expenditure	
	During the year	To end of the year
MANIPUR		
05-Transmission and Distribution-		
001-Direction and Administration		741510
799-Suspense	171294	2395061
800-Other Expenditure	23502	391674
06-Rural Electrification-		
001-Direction and Administration		1158350
799-Suspense	9012	1347161
800-Other Expenditure	79940	124011
80-General-		
003-Training	54	272
004-Research and Development		1078
800-Other Expenditure	1512	178850
Total: Government of Manipur	286547	8139328
MIZORAM		
01-Hydel Generation-		
001-Direction and Administration		4747
800-Other Expenditure	515518	2202595
02-Thermal Power Generation-		
800-Other Expenditure	35406	49067
04-Diesel/Gas Power Generation-		
800-Other Expenditure		477795
05-Transmission and Distribution-		
800-Other Expenditure	516052	2953256
06-Rural Electrification-		
800-Other Expenditure	159121	1480935
Total: Government of Mizoram	1226097	7148395
NAGALAND		
01-Hydel Generation-		
800-Other Expenditure	69669	1597616
02-Thermal Power Generation		
800-Other Expenditure		14000
04-Diesel/Gas Power Generation-		
800-Other Expenditure		6463
05-Transmission and Distribution-		
001-Direction and Administration		40238
800-Other Expenditure	213145	2102381
06-Rural Electrification-		
010-Minimum Needs Programme		946
800-Other Expenditure	479179	3378363
Total: Government of Nagaland	761993	7138007

No. 31-B-4801-ACCOUNT of CAPITAL OUTLAY on POWER PROJECTS during and to the end of the year 2005-06-Contd.

	(In thousands of rupees)	
	During the year	To end of the year
ORISSA		
01-Hydel Generation-		
001-Direction and Administration		10469
190-Investments in Public Sector and other Undertakings		193282
202-Rangoli Power Project		25060
796-Tribal Area Sub-Plan		3953938
799-Suspense		2423031
800-Other Expenditure		5000
02-Thermal Power Generation-		
001-Direction and Administration		--
190-Investments in Public Sector and other Undertakings		4518000
799-Suspense		-4349
800-Other Expenditure		1932417
05-Transmission and Distribution-		
190-Investments in Public Sector and other Undertakings		1835104
80-General-		
004-Research and Development		29748
Total: Government of Orissa	0	14921700
PUNJAB		
01-Hydel Generation-		
190-Investments in Public Sector and other Undertakings		(B) 16170000
80-General-		
101-Investments in State Electricity Boards	452800	9252000
800-Other Expenditure		548
Total: Government of Punjab.	452800	25422548
RAJASTHAN		
02-Thermal Power Generation-		
190-Investments in Public Sector and other Undertakings		(A) 4500
04-Diesel/Gas Power Generation-		
190-Investments in Public Sector and other Undertakings		(A) 500
06-Rural Electrification-		
190-Investments in Public Sector and other Undertakings		(C) 6625
80-General-		
101-Investments in State Electricity Boards		(D) 500
190-Investments in Public Sector and other Undertakings	6306000	37364468
Total: Government of Rajasthan	6306000	37376593

(A) Investment in Rajasthan State Power Corporation.

(B) Excludes Rs. 11891100 thousands shown as investments in PSEB in statement No. 14. The Expenditure was initially incurred under the head 4. The matter is under correspondence with the State Government for rectification so as to exhibit the same under Major head 4801.

(C) Includes investment in Rural Electrification Sahkari Samiti Ltd.

(D) Investment in Rajasthan State Electricity Corp. Jaipur.

No. 31-B-4801-ACCOUNT of CAPITAL OUTLAY on POWER PROJECTS during and to the end of the year 2005-06-Contd.

(In thousands of rupees)

	Expenditure	
	During the year	To end of the year
SIKKIM		
01-Hydel Generation-		
190-Investments in Public Sector and other Undertakings		34000
800-Other Expenditure	60410	2224152
04-Diesel/Gas Power Generation-		
052-Machinery and Equipment		2419
800-Other Expenditure		115951
05-Transmission and Distribution-		
799-Suspense		--
800-Other Expenditure	736725	3841614
06-Rural Electrification-		
052-Machinery and Equipment		10632
800-Other Expenditure	83094	795272
Total: Government of Sikkim	880229	7024040
TAMIL NADU		
02-Thermal Power Generation		
190-Investments in Public Sector and other Undertakings		50000
05-Transmission and Distribution-		
800-Other Expenditure		17458
80-General		
101-Investments in State Electricity Boards	250000	5350000
190-Investments in Public Sector and other Undertakings		150000
800-Other Expenditure		--
Total: Government of Tamil Nadu	250000	5567458
TRIPURA		
01-Hydel Generation-		
001-Direction and Administration		201223
799-Suspense		(A)
800-Other Expenditure		-10481
		461432
02-Thermal Power Generation-		
001-Direction and Administration		681
799-Suspense		5
800-Other Expenditure		1341646
04-Diesel/Gas Power Generation-		
001-Direction and Administration		677951
052-Machinery and Equipment		476401
800-Other Expenditure		411735

(A) Reasons for minus expenditure are under investigation.

No. 31-B-4801-ACCOUNT of CAPITAL OUTLAY on POWER PROJECTS during and to the end of the year 2005-06-Conclid.

(In thousands of rupees)

	Expenditure	
	During the year	To end of the year
TRIPURA		
05-Transmission and Distribution-		
001-Direction and Administration		700332
052-Machinery and Equipment		478
799-Suspense		-11494
800-Other Expenditure		2670899
06-Rural Electrification-		
001-Direction and Administration		9888
800-Other Expenditure		579650
80-General-		
190-Investments in Public Sector and other Undertakings	1284826	1778233
800-Other Expenditure		28511
Total: Government of Tripura	1284826	9317090
UTTAR PRADESH		
01-Hydel Generation-		
190-Investments in Public Sector and other Undertakings	116450	4787960
02-Thermal Power Generation-		
190-Investments in Public Sector and other Undertakings	323600	3530858
05-Transmission and distribution		
190-Investment in Public Sector & Other Undertakings	2050000	2050000
800-Other Expenditure	513281	1026562
06-Rural Electrification		
190-Investments in Public Sector and other Undertakings	1874217	10081817
80-General-		
190-Investments in Public Sector and other Undertakings	2713669	82480861
800-Other Expenditure	9608	-296064
901-Deduct-Receipts and Recoveries on Capital Account		-106
		(A)
Total: Government of Uttar Pradesh	7600825	103641888
UTTARAKHAND		
01-Hydel Generation-		
190-Investments in Public Sector and other Undertakings	2103390	3759538
05-Transmission and Distribution-		
190-Investments in Public Sector and other Undertakings		90000
Total: Government of Uttarakhand	2103390	3849538
WEST BENGAL		
02-Thermal Power Generation-		
190-Investments in Public Sector and other Undertakings	6366814	36497098
05-Transmission and Distribution-		
800-Other Expenditure		11008
06-Rural Electrification-		
800-Other Expenditure		101500
80-General-		
800-Other Expenditure		1805
Total: Government of West Bengal	6366814	36611411
Total: Capital Outlay on Power Projects	118787016	1091732766

(A) Includes Rs. 8197390 (thousands) yet to be allocated between U.P. & Uttarakhand.

No. 31-C-6801-ACCOUNT of LOANS for POWER PROJECTS showing the amounts ADVANCED and REPAYED during the year ended 31st March, 2006 and the BALANCES of such LOANS at the commencement and at the end of the year 2005-06

	(In thousands of Rupees)									
	Union Government	U.T. Govt. Puducherry	STATE GOVERNMENTS							Item No.
			Andhra Pradesh	Arunachal Pradesh	Assam	Bihar	Chhattisgarh	NCT Delhi	Goa	
102-Loan to Tenugt Power Corporation-										
Balance 1st April, 2005	--	--	--	--	--	--	--	--	--	1
Advanced during the year	--	--	--	--	--	--	--	--	--	2
Repaid during the year	--	--	--	--	--	--	--	--	--	3
Balance 31st March, 2006	0	0	0	0	0	0	0	0	0	4
190-Loans to Public Sector and other Undertakings-										
Balance 1st April, 2005	1435457	--	882800	--	--	--	--	--	--	5
Advanced during the year	--	--	--	--	--	--	--	--	--	6
Repaid during the year	--	--	--	--	--	--	--	--	--	7
Balance 31st March, 2006	1435457	0	882800	0	0	0	0	0	0	8
191-Loans to Local Bodies and Municipal Corporations										
Balance 1st April, 2005	--	--	--	--	--	--	--	--	--	9
Advanced during the year	--	--	--	--	--	--	--	--	--	10
Repaid during the year	--	--	--	--	--	--	--	--	--	11
Balance 31st March, 2006	0	0	0	0	0	0	0	0	0	12
195-Loans to Co-operatives-										
Balance 1st April, 2005	--	--	1495	--	--	--	--	--	--	13
Advanced during the year	--	--	--	--	--	--	--	--	--	14
Repaid during the year	--	--	--	--	--	--	--	--	--	15
Balance 31st March, 2006	0	0	1495	0	0	0	0	0	0	16
201-Hydel Generation-										
Balance 1st April, 2005	-103451	--	-55893	--	--	8059250	--	20125	--	17
Advanced during the year	--	--	--	--	--	50000	--	--	--	18
Repaid during the year	--	--	-73738	--	--	--	--	--	--	19
Balance 31st March, 2006	-103451 (A)	0	17845	0	0	8109250	0	20125	0	20
202-Thermal Power Generation-										
Balance 1st April, 2005	3185438	--	483277	--	5500	400000	--	4557313	--	21
Advanced during the year	--	--	--	--	--	--	--	215000	--	22
Repaid during the year	315099	--	--	--	--	--	--	--	--	23
Balance 31st March, 2006	2870339	0	483277	0	5500	400000	0	4772313	0	24
203-Diesel/gas Power generation-										
Balance 1st April, 2005	--	--	--	--	--	--	--	9506712	--	25
Advanced during the year	--	--	--	--	--	--	--	165000	--	26
Repaid during the year	--	--	--	--	--	--	--	--	--	27
Balance 31st March, 2006	0	0	0	0	0	0	0	9671712	0	28
204-Rural Electrification-										
Balance 1st April, 2005	81148	--	--	--	--	267019	--	33166100	--	29
Advanced during the year	--	--	--	--	--	--	--	1380000	--	30
Repaid during the year	--	--	--	--	--	--	--	--	--	31
Balance 31st March, 2006	81148	0	0	0	0	267019	0	34546100	0	32

(A) Adverse balance is under investigation.

* Represents prior period adjustment due to conversion of IDC (Intt. during construction) into loan during financial year 2002-03.

No. 31-C-6801-ACCOUNT of LOANS for POWER PROJECTS showing the amounts ADVANCED and REPAID during the year ended 31st March, 2006 and the BALANCES of such LOANS at the commencement and at the end of the year 2005-06-Contd.

Item No.	STATE GOVERNMENTS								Total carried over
	Gujarat	Haryana	Himachal Pradesh	Jammu and Kashmir	Jharkhand	Karnataka	Kerala	Madhya Pradesh	
1					38000				38000
2									0
3									0
4	0	0	0	0	38000	0	0	0	38000
5	5056					8232475	25777988	4376533	40710309
6						181300	662800	731374	1575474
7						63602		667123	730725
8	5056	0	0	0	0	8350173	26440788	4440784	41555058
9									0
10									0
11									0
12	0	0	0	0	0	0	0	0	0
13									1495
14									0
15									0
16	0	0	0	0	0	0	0	0	1495
17		1264		1184906		128063			9234264
18									50000
19				334425					260687
20	0	1264	0	850481	0	128063	0	0	9023577
21	11270298				350000				20251826
22	1920003				140000				2275003
23	198778								513877
24	12991523	0	0	0	490000	0	0	0	22012952
25	10000								9516712
26									165000
27									0
28	10000	0	0	0	0	0	0	0	9681712
29	75250				1020000	76170			34685687
30					340000				1720000
31									0
32	75250	0	0	0	1360000	76170	0	0	36405687

Loans and Advances

No. 31-C-6801-ACCOUNT of LOANS for POWER PROJECTS showing the amounts ADVANCED and REPAYED during the year ended 31st March, 2006 and the BALANCES of such LOANS at the commencement and at the end of the year 2005-06-Contd.

	Total brought forward	STATE GOVERNMENTS					Orissa	Item No.
		Maharashtra	Manipur	Meghalaya	Mizoram	Nagaland		
102-Loan to Tenugt Power Corporation-								
Balance 1st April, 2005	38000							1
Advanced during the year	0							2
Repaid during the year	0							3
Balance 31st March, 2006	38000	0	0	0	0	0	0	4
190-Loans to Public Sector and other Undertakings-								
Balance 1st April, 2005	40710309						11454158	5
Advanced during the year	1575474							6
Repaid during the year	730725							7
Balance 31st March, 2006	41555058	0	0	0	0	0	11454158	8
191-Loans to Local Bodies and Municipal Corporations								
Balance 1st April, 2005	0							9
Advanced during the year	0							10
Repaid during the year	0							11
Balance 31st March, 2006	0	0	0	0	0	0	0	12
195-Loans to Co-operatives-								
Balance 1st April, 2005	1495							13
Advanced during the year	0							14
Repaid during the year	0							15
Balance 31st March, 2006	1495	0	0	0	0	0	0	16
201-Hydel Generation-								
Balance 1st April, 2005	9234264	12071701			16060		194880	17
Advanced during the year	50000	406052						18
Repaid during the year	260687	2723305					190000	19
Balance 31st March, 2006	9023577	9754448	0	0	16060	0	4880	20
202-Thermal Power Generation-								
Balance 1st April, 2005	20251826	18607673					127575	21
Advanced during the year	2275003	4103384						22
Repaid during the year	513877	1596						23
Balance 31st March, 2006	22012952	22709461	0	0	0	0	127575	24
203-Diesel/gas Power generation-								
Balance 1st April, 2005	9516712							25
Advanced during the year	165000							26
Repaid during the year	0							27
Balance 31st March, 2006	9681712	0	0	0	0	0	0	28
204-Rural Electrification-								
Balance 1st April, 2005	34685687							29
Advanced during the year	1720000							30
Repaid during the year	0							31
Balance 31st March, 2006	36405687	0	0	0	0	0	0	32

No. 31-C-6801-ACCOUNT of LOANS for POWER PROJECTS showing the amounts ADVANCED and REPAYED during the year ended 31st March, 2006 and the BALANCES of such LOANS at the commencement and at the end of the year 2005-06-Contd.

Item No.	STATE GOVERNMENTS								Total
	Punjab	Rajasthan	Sikkim	Tamil Nadu	Tripura	Uttar Pradesh	Uttarakhand	West Bengal	
1									38000
2									0
3									0
4	0	0	0	0	0	0	0	0	38000
5				186599			2137989		54489055
6							1116961		2692435
7							302787		1033512
8	0	0	0	186599	0	0	2952163	0	56147978
9				-71					-71
10									0
11									0
12	0	0	0	-71 (A)	0	0	0	0	-71
13									1495
14									0
15									0
16	0	0	0	0	0	0	0	0	1495
17	12332876	1291524							35141305
18									456052
19	2705								3176697
20	12330171	1291524	0	0	0	0	0	0	32420660
21	7498951					3655803		116191473	166333301
22								8390092	14768479
23						3345300		5838214	9698987
24	7498951	0	0	0	0	310503	0	118743351	171402793
25	30305								9547017
26									165000
27									0
28	30305	0	0	0	0	0	0	0	9712017
29	405950					2118050			37209687
30									1720000
31									0
32	405950	0	0	0	0	2118050	0	0	38929687

* Differs by Rs.1 thousands (decreased) from the closing balance adopted in Finance Accounts 2004-05 due to rounding.
(A) Minus balance is under investigation.

Loans and Advances

No. 31-C-6801-ACCOUNT of LOANS for POWER PROJECTS showing the amounts ADVANCED and REPAYED during the year ended 31st March, 2006 and the BALANCES of such LOANS at the commencement and at the end of the year 2005-06-Contd.

	Union Government	U.T. Govt. Puducherry	STATE GOVERNMENTS							Item No.
			Andhra Pradesh	Arunachal Pradesh	Assam	Bihar	Chhattisgarh	NCT Delhi	Goa	
205-Transmission and Distribution-										
Balance 1st April, 2005	9889		12591201		19143	640		43598368		1
Advanced during the year			395561					900000		2
Repaid during the year	193736		92096					154089		3
Balance 31st March, 2006	-183847	0	12894666	0	19143	640	0	44344279	0	4
206-Nuclear Power Generation-										
Balance 1st April, 2005	25698079									5
Advanced during the year	11945500									6
Repaid during the year										7
Balance 31st March, 2006	37643579	0	0	0	0	0	0	0	0	8
406-Ways & Means Advances to U.P. Electricity Board-										
Balance 1st April, 2005										9
Advanced during the year										10
Repaid during the year										11
Balance 31st March, 2006	0	0	0	0	0	0	0	0	0	12
789-Special Component Plan for Scheduled Castes-										
Balance 1st April, 2005			999136					25350		13
Advanced during the year										14
Repaid during the year			269447							15
Balance 31st March, 2006	0	0	729689	0	0	0	25350	0	0	16
796-Tribal Area Sub-Plan-										
Balance 1st April, 2005			1517181					80000		17
Advanced during the year										18
Repaid during the year			150000							19
Balance 31st March, 2006	0	0	1367181	0	0	0	80000	0	0	20
800-Other Loans to Electricity Boards-										
Balance 1st April, 2005	1791571		20627409		18657962	88286135	5512485	4005774		21
Advanced during the year					812570	17302669	2052500	1500000		22
Repaid during the year	17894		7627				19736	13913		23
Balance 31st March, 2006	1773677	0	20619782	0	19470532	105588804	7545249	5491861	0	24
Total: Loans for Power Projects-										
Balance 1st April, 2005	32098131	0	37046606	0	18682605	97013044	5617835	94854392	0	25
Advanced during the year	11945500	0	395561	0	812570	17352669	2052500	4160000	0	26
Repaid during the year	526729	0	445432	0	0	0	19736	168002	0	27
Balance 31st March, 2006	43516902	0	36996735	0	19495175	114365713	7650599	98846390	0	28
Interest received and credited to revenue	788374		91800				4866			29

* Adverse balance is under investigation.

No. 31-C-6801-ACCOUNT of LOANS for POWER PROJECTS showing the amounts ADVANCED and REPAID during the year ended 31st March, 2006 and the BALANCES of such LOANS at the commencement and at the end of the year 2005-06-Contd.

Item No.	STATE GOVERNMENTS								Total carried over
	Gujarat	Haryana	Himachal Pradesh	Jammu and Kashmir	Jharkhand	Karnataka	Kerala	Madhya Pradesh	
1	54663	24059517				3180662		748204	84262287
2		49916							1345477
3		1197170							1637091
4	54663	22912263	0	0	0	3180662	0	748204	83970673
5									25698079
6									11945500
7									0
8	0	0	0	0	0	0	0	0	37643579
9									0
10									0
11									0
12	0	0	0	0	0	0	0	0	0
13									1024486
14									0
15									289447
16	0	0	0	0	0	0	0	0	755039
17	1038207					134800		4130114	6900302
18									0
19									150000
20	1038207	0	0	0	0	134800	0	4130114	6750302
21	16859266		780130		9545469	617179		32704471	199387851
22			19700		36031247			1051533	58770219
23	16287120		5454					27501100	43852844
24	572146	0	794376	0	45576716	617179	0	6254904	214305226
25	29312740	24060781	780130	1184906	10953469	12369349	25777988	41959322	431711298
26	1920003	49916	19700	0	36511247	181300	662800	1782907	77846673
27	16485898	1197170	5454	334425	0	63602	0	28168223	47414671
28	14746845	22913527	794376	850481	47464716	12487047	26440788	15574006	462143300
29		74577	18757						978374

No. 31-C-6801-ACCOUNT of LOANS for POWER PROJECTS showing the amounts ADVANCED and REPAYED during the year ended 31st March, 2006 and the BALANCES of such LOANS at the commencement and at the end of the year 2005-06-Contd.

	Total brought forward	STATE GOVERNMENTS						Item No.
		Maharashtra	Manipur	Meghalaya	Mizoram	Nagaland	Orissa	
(In thousands of rupees)								
205-Transmission and Distribution-								
Balance 1st April, 2005	84262287	94195		60477			11479612	1
Advanced during the year	1345477						98350	2
Repaid during the year	1637091						1293300	3
Balance 31st March, 2006	83970673	94195	0	60477	0	0	10284662	4
206-Nuclear Power Generation-								
Balance 1st April, 2005	25688079							5
Advanced during the year	11945500							6
Repaid during the year	0							7
Balance 31st March, 2006	37643579	0	0	0	0	0	0	8
406-Ways & Means Advances to U.P. Electricity Board-								
Balance 1st April, 2005	0							9
Advanced during the year	0							10
Repaid during the year	0							11
Balance 31st March, 2006	0	0	0	0	0	0	0	12
789-Special Component Plan for Scheduled Castes-								
Balance 1st April, 2005	1024486							13
Advanced during the year	0							14
Repaid during the year	269447							15
Balance 31st March, 2006	755039	0	0	0	0	0	0	16
796-Tribal Area Sub-Plan-								
Balance 1st April, 2005	6900302	3708825						17
Advanced during the year	0							18
Repaid during the year	150000							19
Balance 31st March, 2006	6750302	3708825	0	0	0	0	0	20
800-Other Loans to Electricity Boards-								
Balance 1st April, 2005	199387851	3802773		3613383			316690	21
Advanced during the year	58770219	12033150		69403				22
Repaid during the year	43852844			1385				23
Balance 31st March, 2006	214305226	15835923	0	3681401	0	0	316690	24
Total: Loans for Power Projects-								
Balance 1st April, 2005	431711298	38285167	0	3673860	16060	0	23572915	25
Advanced during the year	77846673	16542588	0	69403	0	0	98350	26
Repaid during the year	47414671	2724901	0	1385	0	0	1483300	27
Balance 31st March, 2006	462143300	52102852	0	3741878	16060	0	22187965	28
Interest received and credited to revenue	978374	9579845						29

No. 31-C-6801-ACCOUNT of LOANS for POWER PROJECTS showing the amounts ADVANCED and REPAID during the year ended 31st March, 2006 and the BALANCES of such LOANS at the commencement and at the end of the year 2005-06-Concl'd.

Item No.	STATE GOVERNMENTS								Total
	Punjab	Rajasthan	Sikkim	Tamil Nadu	Tripura	Uttar Pradesh	Uttarakhand	West Bengal	
1	14798957	389211		2016		758751		4440270	116285776
2						899100		1859941	4202868
3									2930391
4	14798957	389211	0	2016	0	1657851	0	6300219	117558253
5									25698079
6									11945500
7									0
8	0	0	0	0	0	0	0	0	37643579
9									
10						16741872			16741872
11									0
12	0	0	0	0	0	16741872	0	0	16741872
13									1024486
14									0
15									269447
16	0	0	0	0	0	0	0	0	755039
17									10609127
18								1936	1936
19									150000
20	0	0	0	0	0	0	1936	0	10461063
21	6379741	32218323		4379268		6631661	-160066		256569624
22		3614241		235837					74722850
23	24349	1448961		848760					46176299
24	6355392	34383603	0	3766345	0	6631661	-160066	0	285116175
25	41446780	33899058	0	4567812	0	29906137	1977923	120631743	729688753
26	0	3614241	0	235837	0	899100	1118897	10250033	110675120
27	27054	1448961	0	848760	0	3345300	302787	5838214	63435333
28	41419726	36064338	0	3954889	0	27459937	2794033	125043562	776928540
29	4921852	941048							16421119

\$ Differs by Rs.1400000 thousands (decreased) from the closing balance adopted in Finance Account 2004-05 due to proforma adjustment on account of conversion of loans into equity.

No. 32-0802-ACCOUNT of RECEIPTS from PETROLEUM for the year ended 31st March, 2006

(In thousands of rupees)

	Union Government	U.T. Govt. Puducherry	STATE GOVERNMENTS						Item No.
			Andhra Pradesh	Arunachal Pradesh	Assam	Bihar	Chhattisgarh	NCT Delhi	
101-Cess on indigeneous crude oil									1
102-Profit on Petroleum	32776564								2
103-Petroleum Concession Fees and Royalties	24215154								3
104-Receipts under the Petroleum Act.	191837				10779745				4
105-Contribution towards redemption/ servicing of Petroleum Bonds					2				5
106-License Fee and Mining Lease rent	625354								6
800-Other Receipts	2085				1381814		1		7
Total: Receipts from Petroleum	57810994	0	0	0	12161561	0	1	0	8

No. 32-0802-ACCOUNT of RECEIPTS from PETROLEUM for the year ended 31st March, 2006-Contd.

(In thousands of rupees)

	Total brought forward	STATE GOVERNMENTS							Item No.
		Madhya Pradesh	Maharashtra	Manipur	Meghalaya	Mizoram	Nagaland	Orissa	
101-Cess on indigeneous crude oil	0								1
102-Profit on Petroleum	32776564								2
103-Petroleum Concession Fees and Royalties	24215154								3
104-Receipts under the Petroleum Act.	10971668	28	339						4
105-Contribution towards redemption/ servicing of Petroleum Bonds	2								5
106-Licence Fee and Mining Lease	625354								6
800-Other Receipts	1384187			1				2	7
Total: Receipts from Petroleum	69972929	28	339	1	0	0	0	2	8

No. 32-0802-ACCOUNT of RECEIPTS from PETROLEUM for the year ended 31st March, 2006-Contd.

Item No.	STATE GOVERNMENTS								Total carried over
	Goa	Gujarat	Haryana	Himachal Pradesh	Jammu and Kashmir	Jharkhand	Karnataka	Kerala	
1									0
2									32776564
3									24215154
4								86	10971668
5									2
6									625354
7		277				10			1384187
8	0	277	0	0	0	10	0	86	69972929

No. 32-0802-ACCOUNT of RECEIPTS from PETROLEUM for the year ended 31st March, 2006-Concl'd.

Item No.	STATE GOVERNMENTS							Total	
	Punjab	Rajasthan	Sikkim	Tamil Nadu	Tripura	Uttarakhand	Uttar Pradesh		West Bengal
1									0
2									32776564
3		73966							24289120
4	10			165				143	10972353
5									2
6									625354
7									1384190
8	10	73966	0	165	0	0	0	143	70047583

No. 32-B-4802-ACCOUNT of CAPITAL OUTLAY on PETROLEUM during and to the end of the year 2005-06

	(In thousands of rupees)	
	During the year	To end of the year
UNION GOVERNMENT		
01-Exploration and Production of Crude Oil and Gas-		
190-Investments in Public Sector and other Undertakings		8682339
800-Other Expenditure		12511847
02-Refining and Marketing of Oil and Gas-		
190-Investments in Public Sector and other Undertakings		11146094
Total: Union Government	0	33340280
STATE GOVERNMENTS		
GOVERNMENT OF ASSAM		
02-Refining and Marketing of Oil and Gas-		
190-Investments in Public Sector and other Undertakings		10025
Total: Government of Assam	0	10025
GOVERNMENT OF GUJARAT		
02-Refining and Marketing of Oil and Gas-		
190-Investments in Public Sector and other Undertakings		860
Total: Government of Gujarat	0	860

No. 32-B-4802-ACCOUNT of CAPITAL OUTLAY on PETROLEUM during and to the end of the year 2005-06-Concl'd.

	(In thousands of rupees)	
	Expenditure	
	During the year	To end of the year
GOVERNMENT OF KERALA		
02-Refining and Marketing of Oil and Gas-		
190-Investments in Public Sector and other Undertakings		70000
Total: Government of Kerala	0	70000
GOVERNMENT OF TAMIL NADU		
01-Exploration and Production of Crude Oil and Gas-		
800- Other Expenditure		1754
Total: Government of Tamil Nadu		1754
Total: Capital Outlay on Petroleum	0	33422919

Economic Services

No. 32-C-6802-ACCOUNT of LOANS for PETROLEUM showing the amounts ADVANCED and REPAID during the year ended 31st March, 2006 and the BALANCES of such LOANS at the commencement and at the end of the year 2005-06

	(In thousands of rupees)
	Union Government
01-Exploration and Production of Crude oil and Gas-	
190-Loans to Public Sector and Other Undertakings-	
Balance 1st April, 2005	--
Advanced during the year	--
Repaid during the year	--
Balance 31st March, 2006	0
02-Refining and Marketing of Oil and Gas-	
190-Loans to Public Sector and Other Undertakings-	
Balance 1st April, 2005	20002
Advanced during the year	--
Repaid during the year	9950
Balance 31st March, 2006	10052
800-Other Loans-	
Balance 1st April, 2005	195
Advanced during the year	--
Repaid during the year	--
Balance 31st March, 2006	195
Total: Loans for Petroleum-	
Balance 1st April, 2005	20197
Advanced during the year	0
Repaid during the year	9950
Balance 31st March, 2006	10247
Interest received and credited to revenue	1849

No. 33-0810 - ACCOUNT of RECEIPTS from NON-CONVENTIONAL SOURCES OF ENERGY for the year ended 31st March, 2006

	Union Government	STATE GOVERNMENTS											Total carried over	
		Andhra Pradesh	Assam	Arunachal Pradesh	Bihar	Chhattisgarh	Gujarat	Haryana	Himachal Pradesh	Karnataka	Jharkhand	Maharashtra		
001-Direction and Administration														0
101-Bio-Energy														0
102-Solar	2398								47					2445
103-Wind														0
800-Other Receipts	1809							508	19813	1		923	23054	
Total : Receipts from Non-Conventional Sources of Energy	4207	0	0	0	0	0	0	508	19860	1	0	923	25499	

No. 33-0810 - ACCOUNT of RECEIPTS from NON-CONVENTIONAL SOURCES OF ENERGY for the year ended 31st March, 2006-concl'd.

	Total brought forward	STATE GOVERNMENTS											Total	
		Manipur	Meghalaya	Mizoram	Madhya Pradesh	Punjab	Sikkim	Tamil Nadu	Tripura	Uttar Pradesh	Uttarakhand			
001-Direction and Administration	0													0
101-Bio-Energy	0													0
102-Solar	2445													2445
103-Wind	0													0
800-Other Receipts	23054				1						23503	250	46808	
Total : Receipts from Non-Conventional Sources of Energy	25499	0	0	1	0	0	0	0	0	0	23503	250	49253	

Economic Services

No. 33-A-2810 - ACCOUNT of EXPENDITURE on NON-CONVENTIONAL SOURCES OF ENERGY for the year ended 31st March, 2006

(In thousands of rupees)

	Union Government	U.T. Govt. Puducherry	STATE GOVERNMENTS							Item No.
			Andhra Pradesh	Arunachal Pradesh	Assam	Bihar	Chhattisgarh	NCT Delhi	Goa	
01- Bio-Energy										
001-Direction and Administration										1
003-Training										2
004-Research and Development	5607				622					3
101-National Programme for Biogas Development	241868									4
102-Community and Institutional Biogas Development	4421							274		5
103-Biomass	112327									6
196-Assistance to Zila Parishad/ District Level Panchayats	300									7
789-Special Component Plan for Scheduled Castes										8
796-Tribal Area Sub-Plan										9
800-Other Expenditure	200		20408							10
911-Deduct-Recoveries of Overpayments	-53605									11
02 - Solar -										
001-Direction and Administration										12
101-Solar Thermal Energy Programme	258455									13
102-Photovoltaic	360221									14
789-Special Component Plan for Scheduled Castes										15
796-Tribal Area Sub-Plan	89									16
800-Other Expenditure	590							4000		17
911-Deduct-Recoveries of Overpayments	-59526									18
03 - Wind -										
004-Research and Development	1000									19
103-Demonstration	33000									20
104-Wind Energy Centre	40028									21
789-Special Component Plan for Scheduled Castes										22
796-Tribal Area Sub-Plan	1890									23
800-Other Expenditure	11800									24
911-Deduct-Recoveries of Overpayments										25
60 - Others										
101-Choolah	505									26
103-Energy from Urban and Agricultural Wastes	34561									27
191-Assistance to Local Bodies, 198-Assistance to Gram Panchayats										28
600-Other Sources of Energy	500034									29
789-Special Component Plan for Scheduled Castes										30
796-Tribal Areas Sub Plan										31
798- International Co-operation	6816									32
800-Other Expenditure	795290			62300	800		251600	4000	3000	33
911-Deduct-Recoveries of Overpayments	-49973									34
Total : Expenditure on Non-Conventional Sources of Energy	2245898	0	20408	62300	1422	8085	251600	8000	3274	35
Charged										36
Voted	2245898	0	20408	62300	1422	8085	251600	8000	3274	37

**No. 33-A-2810 - ACCOUNT of EXPENDITURE on NON-CONVENTIONAL SOURCES OF ENERGY for the year
ended 31st March, 2006 - Contd.**

(In thousands of rupees)

Item No.	STATE GOVERNMENTS								Total carried over
	Gujarat	Haryana	Himachal Pradesh	Jammu and Kashmir	Jharkhand	Karnataka	Kerala	Madhya Pradesh	
1						11285			11285
2									0
3									6229
4	6000						8019		255887
5									4695
6			11756						124083
7									300
8									0
9	2400								2400
10									20608
11								-23	-53628
12		1774							1774
13		39756							298211
14									360221
15									0
16									89
17									4590
18									-59526
19									1000
20									33000
21									40028
22									0
23									1890
24									11800
25									0
26									505
27									34561
28						24966			24966
29			1300		218254				727673
30					218254				727673
31			13273						13273
32					30000				36816
33			2034				54132		1173156
34							-24		-49997
35	8400	41530	28363	0	248254	36251	62104	0	3025889
36									0
37	8400	41530	28363	0	248254	36251	62104	0	3025889

Economic Services

No. 33-A-2810 - ACCOUNT of EXPENDITURE on NON-CONVENTIONAL SOURCES OF ENERGY for the year ended 31st March, 2006 - Contd.

	Total brought forward	STATE GOVERNMENTS						Item No
		Maharashtra	Manipur	Meghalaya	Mizoram	Nagaland	Orrisa	
01 - Bio-Energy -								
001-Direction and Administration	11285			3000		3500	3700	1
003-Training	0							2
004-Research and Development	6229							3
101-National Programme for Biogas Development	255887	41933		150			994	4
102-Community and Institutional Biogas Development	4695							5
103-Biomass	124083							6
196-Assistance to Zila Parishad/ District Level Panchayats	300							7
789-Special Component Plan for Scheduled Castes	0							8
796-Tribal Area Sub-Plan	2400							9
800-Other Expenditure	20608							10
911-Deduct-Recoveries of Overpayments	-53628							11
02 - Solar -								
001-Direction and Administration	1774							12
101-Solar Thermal Energy Programme	298211				436			13
102-Photovoltaic	360221			1500				14
789-Special Component Plan for Scheduled Castes	0							15
796-Tribal Area Sub-Plan	89							16
800-Other Expenditure	4590				5000	1100		17
911-Deduct-Recoveries of Overpayments	-59526							18
03 - Wind -								
004-Research and Development	1000							19
103-Demonstration	33000							20
104-Wind Energy Centre	40028							21
789-Special Component Plan for Scheduled Castes	0							22
796-Tribal Area Sub-Plan	1890							23
800-Other Expenditure	11800							24
911-Deduct-Recoveries of Overpayments	0							25
60 - Others -								
101-Choolah	505							26
103-Energy from Urban and Agricultural Wastes	34561							27
191-Assistance to Local Bodies,								28
198-Assistance to Gram Panchayats	24966							28
600-Other Sources of Energy	727673							29
789-Special Component Plan for Scheduled Castes	0							30
796-Tribal Areas Sub-Plan	13273	13200						31
798-International Co-operation	36816							32
800-Other Expenditure	1173156	1385765	10400	5900			3500	33
911-Deduct-Recoveries of Overpayments	-49997							34
Total : Expenditure on Non-Conventional Sources of Energy	3025889	1440898	10400	10550	5436	4600	8194	35
Charged	0							36
Voted	3025889	1440898	10400	10550	5436	4600	8194	37

No. 33-A-2810 - ACCOUNT of EXPENDITURE on NON-CONVENTIONAL SOURCES OF ENERGY for the year ended 31st March, 2006 - Concl'd.

(In thousands of rupees)

Item No.	STATE GOVERNMENTS								Total
	Punjab	Rajasthan	Sikkim	Tamil Nadu	Tripura	Uttar Pradesh	Uttarakhand	West Bengal	
1	3804				3822				29111
2					2				2
3									6229
4									298934
5				9023					13718
6									124083
7									300
8									0
9									2400
10								6000	26608
11									-53628
12									1774
13						95169	3389		397205
14							69360	20000	451081
15								9770	9770
16									89
17							2002	10930	23622
18									-59526
19									1000
20							500	7900	41400
21									40028
22								4600	4600
23									1890
24									11800
25									0
26				336					841
27									34561
28									24966
29									727673
30								1250	1250
31									26473
32							4794		41610
33			3000			19650	69555	8178	2679104
34									-49997
35	3804	0	3000	9359	3824	114819	149600	68628	4859001
36									0
37	3804	0	3000	9359	3824	114819	149600	68628	4859001

(A) Includes Rs. 2923 thousands spent out of advances from the Contingency Fund upto 31.3.04 and recouped to the fund during 2005-06.

Economic Services

**No. 33-B-4810-ACCOUNT of CAPITAL OUTLAY on NON-CONVENTIONAL SOURCES of ENERGY
during and to the end of the year 2005-06**

	(In thousands of rupees)	
	Expenditure	
	During the year	To end of the year
UNION GOVERNMENT		
102-Solar	11503	309426
190-Investments in Public Sector and Other Undertakings	246500	3616500
600-others	595	637879
Total : Union Government	258598	4563805
STATE GOVERNMENTS		
ANDHRA PRADESH		
101- Bio-Energy	--	5913
Total : Government of Andhra Pradesh	0	5913
ASSAM		
600-Others	--	7
Total : Government of Assam	0	7
ARUNACHAL PRADESH		
600-Others	--	824
Total : Government of Arunachal Pradesh	0	824
BIHAR		
102-Solar Energy	--	15000
Total : Government of Bihar	0	0
GOA		
800-Others Expenditure	10000	28505
Total : Government of Goa	10000	28505
KERALA		
600-Others	--	8749
Total : Government of Kerala	0	8749
MIZORAM		
102-Solar	--	19612
Total : Government of Mizoram	0	19612
ORISSA		
800-Others Expenditure	--	140
Total : Government of Orissa	0	140
PUNJAB		
800-Other expenditure	--	5307
Total : Government of Punjab	0	5307
RAJASTHAN		
102-Solar	--	11500
Total : Government of Rajasthan	0	11500
TRIPURA		
001- Direction and Administration	--	10247
101-Bio-Energy	40	14047
102-Solar	9198	334906
103-Wind	--	126
600-Others	--	30232
800-Other expenditure	--	2641
Total : Government of Tripura	9238	392199
UTTAR PRADESH		
600-Others	--	91
Total : Government of Uttar Pradesh	0	91
TOTAL : Capital Outlay on Non-Conventional Sources of Energy	277836	5036652

(A) The amount is retained in U P pending allocation between U P & Uttarakhand.

COMBINED FINANCE AND REVENUE ACCOUNTS OF THE UNION AND STATE GOVERNMENTS IN INDIA FOR THE YEAR 2005-06

No. 33-C-6810-ACCOUNT of LOANS for NON-CONVENTIONAL SOURCES OF ENERGY showing the amounts **ADVANCED** and **REPAID** during the year ended 31st March, 2006 and the **BALANCES** of such **LOANS** at the commencement and at the end of the year 2005-06

(In thousands of rupees)					
	Balance 1st April, 2005	Advanced during the year	Repaid during the year	Balance as on 31st March, 2006	Interest
UNION GOVERNMENT					
190-Loans to Public Sector and other Undertakings	2014272	200000		2214272	15959
GUJARAT					
103-Wind					
800-Other Loans				0	0
TAMILNADU					
101-Bio-energy	-10			(A) -10	
Total : UNION AND STATE GOVERNMENTS	2014262	200000	0	2214262	15959

(A) Minus balance is under examination

Loans and Advances

No. 34-0851-ACCOUNT of RECEIPTS from VILLAGE AND SMALL INDUSTRIES for the year ended 31st March, 2006

	Union Government	U.T. Govt. Puducherry	STATE GOVERNMENTS							Item No.
			Andhra Pradesh	Arunachal Pradesh	Assam	Bihar	Chhattisgarh	NCT Delhi	Goa	
101-Industrial Estates		289		5		913	434	21374	23465	1
102-Small Scale Industries	156898		5371			86	199		24	2
103-Handloom Industries	55188		53				729			3
104-Handicraft Industries	922					196	1		196	4
105-Khadi and village Industries										5
106-Coir Industries	1755						5			6
107-Sericulture Industries	59751		9492		10	9	3761			7
108-Powerloom Industries	97					36				8
110-Government Pottery Center, Jharsuguda										9
111-Employment scheme for Unemployed Educated Youths										10
200-Other Village Industries									450	11
501-Services and Service Fee										12
800-Other Receipts	42653	1086	87	4250	31276	2365	2391	5083	12	13
900-Deduct-Refunds							-13			14
Total: Receipts from Village and Small Industries	317264	1375	15003	4255	31286	3605	7507	26457	24147	15

No. 34-0851-ACCOUNT of RECEIPTS from VILLAGE AND SMALL INDUSTRIES for the year ended 31st March, 2006-Contd.

	Total Brought Forward	STATE GOVERNMENTS						Item No.
		Maharashtra	Manipur	Meghalaya	Mizoram	Nagaland	Orissa	
101-Industrial Estates	77523	2396	64	33		2		1
102-Small Scale Industries	202608	1900	891	43		10788		2
103-Handloom Industries	57565			292		8		3
104-Handicraft Industries	5052			24			133	4
105-Khadi and village Industries	8					20		5
106-Coir Industries	21992						85	6
107-Sericulture Industries	352601		103	199	191			7
108-Powerloom Industries	133							8
110-Government Pottery Center, Jharsuguda	0							9
111-Employment scheme for Unemployed Educated Youths	0							10
200-Other Village Industries	567	29		110	34	3		11
501-Services and Service Fees	0							12
800-Other Receipts	149636	25612	697	616	2111	2195	3019	13
900-Deduct-Refunds	457							14
Total: Receipts from Village and Small Industries	868142	29937	1755	1317	2336	13016	3237	15

No. 34-0851-ACCOUNT of RECEIPTS from VILLAGE AND SMALL INDUSTRIES for the year ended 31st March, 2006-Contd.

Item No.	STATE GOVERNMENTS								Total carried over
	Gujarat	Haryana	Himachal Pradesh	Jammu and Kashmir	Jharkhand	Karnataka	Kerala	Madhya Pradesh	
1	219	3407	2141	1058		21852	2366		77523
2	1358	4176	463	1253	39	3007	6581	23153	202608
3	4			484		1	1	1105	57565
4				3546	189		2		5052
5	6			2					8
6							20232		21992
7			146	6123	34	263265		10010	352601
8									133
9									0
10									0
11	97					19	1		567
12									0
13	33637	1800	2829	253	1289	2622	18003		149636
14	-40	1283				-288	-29	-456	457
15	35281	10666	5579	12719	1551	290478	47157	33812	868142

No. 34-0851-ACCOUNT of RECEIPTS from VILLAGE AND SMALL INDUSTRIES for the year ended 31st March, 2006-Concid.

Item No.	STATE GOVERNMENTS								Total
	Punjab	Rajasthan	Sikkim	Tamil Nadu	Tripura	Uttar Pradesh	Uttarakhand	West Bengal	
1	3378	18		67404		1775		35	152628
2	2454		1436	31817		308		635	252880
3				51518		645		287	110315
4	355							5	3569
5								36	64
6	1								22078
7	154			24399		526		7459	385632
8		1							134
9									0
10									0
11						23			766
12									0
13	1033	4933		29011	490	31072	8347	5660	264432
14						-58			399
15	7376	4952	1436	204149	490	34291	8347	14117	1194897

No. 34-A-2851-ACCOUNT of EXPENDITURE on VILLAGE AND SMALL INDUSTRIES for the year ended 31st March, 2006

(In thousands of rupees)

	Union Government	U.T. Govt Puducherry	STATE GOVERNMENTS							Item No
			Andhra Pradesh	Arunachal Pradesh	Assam	Bihar	Chhattisgarh	NCT Delhi	Goa	
001-Direction and Administration	162852	14271	--	97651	38804	17568	--	42748	4764	1
003-Training	74608	18004	-4	--	48903	8849	--	--	130	2
004-Research and Development	201474	--	--	--	4384	--	--	--	--	3
101-Industrial Estates	2489	1648	--	92	11234	--	28780	683	4991	4
102-Small Scale Industries	1857740	--	133025	1158	164252	69985	14104	93835	53616	5
103-Handloom Industries	990580	78285	629700	8945	436721	22657	22186	12215	2585	6
104-Handicraft Industries	1416653	8291	--	1024	2065	14971	19844	727	13594	7
105-Khadi and Village Industries	2609870	34834	37442	2500	69569	8099	138310	22507	4297	8
106-Coir Industries	352409	1512	--	--	--	--	--	--	2651	9
107-Sericulture Industries	1959264	--	522669	1625	240074	44560	9751	--	--	10
108-Powerloom Industries	67865	--	--	--	1493	54	--	--	--	11
109-Monitoring and Evaluation	--	--	--	--	--	--	--	--	--	12
110-Composite Village and Small Industries and Co-operatives	--	--	--	--	13553	--	43259	--	--	13
111-Employment Scheme for Unemployed Educated Youths	2724279	347	--	--	--	--	--	917	--	14
190-Assistance to Public Sector and other Undertakings	--	--	--	--	--	--	--	--	--	15
191-Assistance to Local Bodies, Corporations etc.	--	--	--	--	--	--	--	--	--	16
195-Assistance to Co-operatives	--	--	--	--	--	--	--	--	--	17
196-Assistance to Zilla Parishads/ District level Panchayat	--	--	--	--	--	--	--	--	--	18
197-Assistance to Taluk Panchayats	--	--	--	--	--	--	--	--	--	19
200-Other Village Industries	3783600	--	--	1266	--	--	28644	--	--	20
789-Special Component Plan for SCs	--	12165	75419	--	--	--	--	--	--	21
792-Irrecoverable Loans Written off	--	--	--	--	--	--	--	--	--	22
793-Special Central Assistance for Scheduled Castes Component Plan	--	--	--	--	--	--	--	--	--	23
794-Special Central Assistance for Tribal Sub-plan	--	--	--	--	--	--	--	--	--	24
795-Irrecoverable Loans - Written off	--	--	--	--	--	--	--	--	--	25
796-Tribal Area Sub-plan	4	--	33924	--	5333	--	29922	--	--	26
797-Transfer to/from Reserve Fund and Deposit Account	--	--	8253	--	--	--	--	--	--	27
799-Suspense	--	--	--	--	--	--	--	--	--	28
800-Other Expenditure	2218739	32640	156172	32393	105122	--	6533	3740	35617	29
900-Deduct-Refunds	--	--	--	--	--	--	--	--	--	30
902-Deduct-Amount met from Karnataka Silk Worm, Seed, Cocoon and Silk Yarn Development Price Stabilisation Fund	--	--	-6233	--	--	--	--	--	--	31
911-Deduct-Recoveries of Overpayments	-549632	-700	--	--	--	--	--	--	-143	32
Total: Expenditure on Village and Small Industries	17872794	201297	1590367	146654	1141507	186743	341333	177372	122102	33
Charged	--	--	1614	--	--	--	--	7	--	34
Voted	17872794	201297	1588753	146654	1141507	186743	341333	177365	122102	35

No. 34-A-2851-ACCOUNT of EXPENDITURE on VILLAGE AND SMALL INDUSTRIES for the year ended 31st March, 2006-Contd.

Item No.	STATE GOVERNMENTS								Total carried over
	Gujarat	Haryana	Himachal Pradesh	Jammu and Kashmir	Jharkhand	Karnataka	Kerala	Madhya Pradesh	
1	34884	3787	2897	45495	4673	2286	40322		513002
2					3462		17108		171060
3				23397					229255
4		22746	1298	5067			3115	26584	108727
5	397778	763981	216329	157053	35553	1284580	272896	16303	5532188
6	34434	11593	29284	102066	2653	344227	283636	63609	3075376
7	11081		113	392543 (A)	16689		6906	22587	1927088
8	74348	36500	15737	40000		65382	151000	51417	3361812
9	1614					6395	195272		559853
10			28005	249711	59356	869275		111445	4095735
11	1925					2500	991		74828
12									0
13			500				1929	26046	85287
14	3992								2729535
15							769		769
16									0
17							29000		29000
18						490158			490158
19						4681			4681
20	49219					242	314	140661	4003946
21								88088	175672
22									0
23	1565								1565
24									0
25									0
26	205285		22037		69387			85346	451238
27						90879			99132
28									0
29	225884	6203		2018			1000	25978	2852039
30									0
31						-58205			-64438
32				(A)			-24384		-574859
33	1042009	844810	316200	1017360	191773	3102400	979874	668064	29932649
34									1621
35	1042009	844810	316200	1017350	191773	3102400	979874	668064	29931028

(A) Includes Rs.40000 thousand as Grants in aid paid to Khadi and Village Industry Board.

No. 34-A-2861-ACCOUNT of EXPENDITURE on VILLAGE AND SMALL INDUSTRIES for the year ended 31st March, 2006-Contd.

	Total brought forward	STATE GOVERNMENTS						Item No.
		Maharashtra	Manipur	Meghalaya	Mizoram	Nagaland	Orissa	
001-Direction and Administration	513002	17413	92265	18474	22426	74086	138312	1
003-Training	171060		31792	11731				2
004-Research and Development	229255		477		4758			3
101-Industrial Estates	108727	3	100	3085	6710	464		4
102-Small Scale Industries	5532188	111501	16444	45785	56928	12793	24703	5
103-Handloom Industries	3075376		139955	33377	26655	162260	170605	6
104-Handicraft Industries	1927088	1000	8850	6686	13264	3151	60050	7
105-Khadi and Village Industries	3361812	80000	7737	7790	28867		26062	8
106-Coir Industries	559853						5277	9
107-Sericulture Industries	4095735		142352	66470	49289	26573	49590	10
108-Powerloom Industries	74828						500	11
109-Monitoring and Evaluation	0		3712		530			12
110-Composite Village and Small Industries and Co-operatives	85287	102074						13
111-Employment Scheme for Unemployed Educated Youths	2729535			1048				14
190-Assistance to Public Sector and other Undertakings	769							15
191-Assistance to Local Bodies, Corporations etc.	0							16
195-Assistance to Co-operatives	29000							17
196-Assistance to Zilla Parishads/ District level Panchayat	490158							18
197-Assistance to Taluk Panchayats	4681							19
200-Other Village Industries	4003946			29631		13749	56146	20
789-Special Component Plan for SCs	175672							21
792-Irrecoverable Loans Written off	0							22
793-Special Central Assistance for Scheduled Castes Component Plan	1565							23
794-Special Central Assistance for Tribal Sub-plan	0							24
795-Irrecoverable Loans - Written off	0	5						25
796-Tribal Area Sub-plan	451238	65					40626	26
797-Transfer to/from Reserve Fund and Deposit Account	99132							27
799-Suspense	0							28
800-Other Expenditure	2852039	1320		2289	134199	80198		29
900-Deduct-Refunds	0							30
902-Deduct-Amount met from Karnataka Silk Worm, Seed, Cocoon and Silk Yarn Development Price Stabilisation Fund	-64438							31
911-Deduct-Recoveries of Overpayments	-574859	-41						32
Total: Expenditure on Village and Small Industries	29932649	313340	443684	226366	343626	373274	571871	33
Charged	1621							34
Voted	29931028	313340	443684	226366	343626	373274	571871	35

No. 34-A-2851-ACCOUNT of EXPENDITURE on VILLAGE AND SMALL INDUSTRIES for the year ended 31st March, 2006-Concl'd.

(In thousands of rupees)

Item No.	STATE GOVERNMENTS								Total
	Punjab	Rajasthan	Sikkim	Tamil Nadu	Tripura	Uttar Pradesh	Uttarakhand	West Bengal	
1	164240	2759	17347	2882	56569	98967		93160	1311902
2			42541						257124
3									234490
4				3864	801			269	124023
5	4832	13095	347	462012	61342	316654	100673	136512	6895809
6		12345		1797937	41871	285546	58240	69493	5873660
7		24520	6166	3980	4073			18295	2077123
8	28597	206120	13585	336124	16350	462142	40625	76921	4692732
9				608				1245	566983
10	7496			215968	44994	50429		281032	5029928
11				22					75350
12									4242
13		21044		29066		2500		413049	653020
14									2730583
15						1122			1891
16									0
17									29000
18									490158
19									4681
20		148	9256	1650	701				4115227
21								100981	276653
22									0
23									1565
24									0
25									5
26		280						23564	515773
27				8125					107257
28									0
29				11384	15296	27144	46130	286532	3456531
30									0
31				-7500					-71938
32				-6775					-581675
33	205166	280311	89242	2869347	241997	1244604	245668	1501053	38872097
						(b)			
34						2			1623
35	205165	280311	89242	2859347	241997	1244502	245668	1501053	38870474

@ Includes Rs.271 thousands as clearance of OB Suspense pertaining to the year 2003-04.

(b) Includes Rs.2899 thousands spent out of advances from the Contingency Fund upto 31.3.2005 and recouped to the fund during 2005-06.

No. 34-B-4851-ACCOUNT of CAPITAL OUTLAY on VILLAGE AND SMALL INDUSTRIES during and to the end of the year 2005-06

	(In thousands of rupees)	
	Expenditure	
	During the year	To end of the year
UNION GOVERNMENT		
101-Industrial Estates	498	63178
102-Small Scale Industries	153186	2863916
103-Handloom Industries	15126	546747
104-Handicraft Industries	52036	620994
109-Composite Village and Small Industries Co-operatives		7500
190-Investments in Public Sector and other Undertakings		283118
796-Tribal Area Sub-Plan		14737
800-Other Expenditure	1700	80455
901-Deduct-Receipts and Recoveries on Capital Account		-21608
Total: Union Government	222546	4459037
UNION TERRITORY GOVERNMENT		
PUDUCHERRY		
001-Direction and Administration		17
101-Industrial Estates		4084
102-Small Scale Industries		12
109-Composite Village and Small Industries Co-operatives		
195-Investments in Village and Small Industries Co-operatives	51000	410775
200-Other Village Industries		75
800-Other Expenditure	400	608
901-Deduct-Receipts and Recoveries on Capital Account		--
Total: Government of Puducherry	51400	415571
STATE GOVERNMENTS		
ANDHRA PRADESH		
101-Industrial Estates		48981
102-Small Scale Industries	20000	235763
103-Handloom Industries		273207
104-Handicrafts Industries		18174
106-Coir Industries		1196
107-Sericulture Industries	-616	149694
108-Powerloom Industries		1985
109-Composite Village and Small Industries Co-operatives		2861
796-Tribal Area Sub-plan		9390
800-Other Expenditure		6000
797-Transfer to/from Reserve Funds and Deposit Accounts		-500
902-Deduct-Amount met from Reserve Funds/Deposit Account		--
Total: Government of Andhra Pradesh	19384	746751

Differs by Rs. 77 thousand (increased) due to proforma correction.

**No. 34-B-4851-ACCOUNT of CAPITAL OUTLAY on VILLAGE AND SMALL INDUSTRIES during and to the end of
the year 2005-06-Contd.**

	(in thousands of rupees)	
	Expenditure	
	During the year	To end of the year
ARUNACHAL PRADESH		
800-Other Expenditure	498	111092
Total: Government of Arunachal Pradesh	498	111092
ASSAM		
101-Industrial Estates	4458	115776
102-Small Scale Industries	120	99991
103-Handloom Industries	-	47799
104-Handicrafts Industries	-	11735
107-Sericulture Industries	-	18575
108-Powloom Industries	-	120
109-Composite Village and Small Industries Co-operatives	13130	110314
796-Tribal Area Sub-plan	-	13048
800-Other Expenditure	-	27063
Total: Government of Assam	17708	444421
BIHAR		
101-Industrial Estates	-	7715
102-Small Scale Industries	-	18330
103-Handloom Industries	-	154678
105-Khadi and Village Industries	-	25
107-Sericulture Industries	-	1000
109-Composite Village and Small Industries Co-operatives	-	12872
796-Tribal Area Sub-plan	-	77098
800-Other Expenditure	-	942
Total: Government of Bihar	0	272660
CHHATTISGARH		
101-Industrial Estates	402115	587193
102-Small Scale Industries	184	1602
104-Handicraft Industries	-	-1
105-Khadi & Village Industries - Investments in share capital of Lether Development corporation	-	-
107-Sericulture Industries	9742	68338
108-Powloom Industries	-	-
109-Composite Village and Small Industries Co-operatives	515	1295
190-Investments in public sector & other undertakings	-	-
789-Special Component plan for Scheduled Castes	1040	9921
796-Tribal Area Sub-plan	6	104
800-Other Expenditure	-	-1
Total: Government of Chhattisgarh	414410	668451

**No. 34-B-4851-ACCOUNT of CAPITAL OUTLAY on VILLAGE AND SMALL INDUSTRIES during and to the end of
the year 2005-06-Contd.**

	(In thousands of rupees)	
	Expenditure	
	During the year	To end of the year
NCT DELHI		
101-Industrial Estates	94516	722280
102-Small Scale Industries	-	163334
103-Handloom Industries	-	14225
800-Other Expenditure	-	123877
901-Deduct-Receipts and Recoveries on Capital Account	-	-169762
Total: Government of NCT Delhi	94516	853954
GOA		
102-Small Scale Industries	-	23712
105-Khadi & Village Industries	-	508
190-Investments in Public Sector and other Undertakings	40000	101866
800-Other Expenditure	357	99571
Total: Government of Goa	40357	225657
GUJARAT		
101-Industrial Estates-	-	7877
102-Small Scale Industries	50	71716
103-Handloom Industries	-33	76706
104-Handicraft Industries	-	30985
107-Sericulture Industries	-	141
191-Industrial Co-operatives	2402	52932
200-Other Village Industries	-	18927
796-Tribal Area Sub-plan	-14	15482
800-Other Expenditure	-	6278
Total: Government of Gujarat	2405	281044
HARYANA		
101-Industrial Estates	-	17530
102-Small Scale Industries	869	25875
195-Industrial Cooperatives	-	18524
800-Other Expenditure	-	62183
Total: Government of Haryana	869	124112

**No. 34-B-4851-ACCOUNT of CAPITAL OUTLAY on VILLAGE AND SMALL INDUSTRIES during and to the end of
the year 2005-06-Contd.**

	(In thousands of rupees)	
	Expenditure	
	During the year	To end of the year
HIMACHAL PRADESH		
101-Industrial Estates		2475
102-Small Scale Industries	71661	257829
103-Handloom Industries		33415
104-Handicrafts Industries		5348
109-Composite Village and Small Industries Co-operatives	426	39612
796-Tribal Area Sub-plan	70	20172
800-Other Expenditure		3862
Total: Government of Himachal Pradesh	72157	362713
JAMMU AND KASHMIR		
101-Industrial Estates	61354	1190051
102-Small Scale Industries	218176	997998
103-Handloom Industries	18469	81410
104-Handicraft Industries	39149	170306
105-Khadi and Village Industries	16915	116518
107-Sericulture Industries	29208	422938
108-Pwerloom Industries	1441	1441
109-Composite Village & Small Industries Co-operatives	100	135
190-Investment in Public Sector & other undertakings	42000	429767
200-Other village Industries		483
800-Other Expenditure	179512	187845
Total: Government of Jammu & Kashmir	606324	3598892
KARNATAKA		
101-Industrial Estates		170116
102-Small Scale Industries	46294	507079
103-Handloom Industries	300	105168
104-Handicraft Industries		3285
106-Coir Industries		40802
107-Sericulture Industries	4767	896729
108-Powertoom Industries	1000	125847
190-Investments in Public Sector and other Undertakings	100	355006
200-Other Village Industries		208497
800-Other Expenditure		79589
Total: Government of Karnataka	52461	2492118

COMBINED FINANCE AND REVENUE ACCOUNTS OF THE UNION AND STATE GOVERNMENTS IN INDIA FOR THE YEAR 2005-06

No. 34-B-4851-ACCOUNT of CAPITAL OUTLAY on VILLAGE AND SMALL INDUSTRIES during and to the end of the year 2005-06-Contd.

	(In thousands of rupees)	
	Expenditure	
	During the year	To end of the year
KERALA		
101-Industrial Estates	14991	854955
102-Small Scale Industries	17082	306639
103-Handloom Industries		(B) 433
104-Handicraft Industries	12000	28555
106-Coir Industries		52492
109-Composite Village & Small Industries Co-operatives	18375	37422
190-Investments in Public Sector and other Undertakings		553518
195-Investments in Industrial Cooperatives		974672
200-Other Village Industries		27772
800-Other Expenditure		(A) -47
Total: Government of Kerala	62448	2836411
MADHYA PRADESH		
101-Industrial Estates	105327	1628639
102-Small Scale Industries	1126	404290
103-Handloom Industries	1010	1337
104-Handicraft Industries		1100
105-Khadi and Village Industries	23739	5000
107-Sericulture Industries		63138
108-Powerloom Industries		3975
109-Composite Village and Small industries Co-operatives		206437
190-Investments in Public Sector and other Undertakings		9000
789-Special Component Plan for Scheduled Castes	5009	25191
796-Tribal Area Sub-plan		244447
800-Other Expenditure		18718
Total: Government of Madhya Pradesh	136211	2611272
MAHARASHTRA		
101-Industrial Estates		11357
102-Small Scale Industries		291723
109-Composite Village & Small Industries & Co-operatives	172472	1347510
796-Tribal Area Sub-plan		2787
800-Other Expenditure		10697
Total: Government of Maharashtra	172472	1664074

(A) Minus expenditure is due to receipt and recoveries on capital account being more than the expenditure.

(B) Difference of Rs. one thousand is due to rounding.

(C) Includes Rs. 2158237 (thousands) yet to be allocated between M.P. & Chhatisgarh.

COMBINED FINANCE AND REVENUE ACCOUNTS OF THE UNION AND STATE GOVERNMENTS IN INDIA FOR THE YEAR 2005-06

No. 34-B-4851-ACCOUNT of CAPITAL OUTLAY on VILLAGE AND SMALL INDUSTRIES during and to the end of the year 2005-06-Contd.

	(In thousands of rupees)	
	Expenditure	
	During the year	To end of the year
MANIPUR		
101-Industrial Estates		23459
102-Small Scale Industries		15547
103-Handloom Industries		27815
104-Handicraft Industries		86571
107-Sericulture Industries	150823	878775
109-Composite Village and Small industries Co-operatives		495
200-Other Village Industries		21
800-Other Expenditure	2500	17718
Total: Government of Manipur	153323	1050401
MEGHALAYA		
101-Industrial Estates	50300	238556
102-Small Scale Industries		671
103-Handloom Industries		1600
104-Handicraft Industries		15590
109-Composite Village and Small Industries Co-operatives		1447
190-Investments in Public Sector and other Undertakings	1800	21899
200-Other Village Industries	500	5298
800-Other Expenditure		12796
Total: Government of Meghalaya	52600	345546
MIZORAM		
101-Industrial Estates	20000	40588
102-Small Scale Industries	23600	378333
107-Sericulture Industries		10169
800-Other Expenditure		16281
Total: Government of Mizoram	43600	445371
NAGALAND		
101-Industrial Estates		977
102-Small Scale Industries		329
104-Handicraft Industries		950
107-Sericulture Industries	3540	33094
200-Other Village Industries		2599
800-Other Expenditure		150
Total: Government of Nagaland	3540	38059

Economic Services

**No. 34-B-4851-ACCOUNT of CAPITAL OUTLAY on VILLAGE AND SMALL INDUSTRIES during and to the end of
the year 2005-06-Contd.**

	(In thousands of rupees)	
	Expenditure	
	During the year	To end of the year
ORISSA		
001-Direction and Administration		182
101-Industrial Estates		32040
102-Small Scale Industries		111535
103-Handloom Industries-		42090
104-Handicraft Industries		12921
106-Coir Industries		2457
107-Sericulture Industries		3593
108-Powerloom Industries		25610
109-Composite Village and Small Industries Co-operatives		80196
190-Investments in Public Sector and other Undertakings		29924
195-Investments in Cooperatives		50584
200-Other Village Industries		4900
796-Tribal Area Sub-plan		9742
800-Other Expenditure		26844
901-Deduct-Receipts and Recoveries on Capital Account		-123
Total: Government of Orissa	0	432495
PUNJAB		
101-Industrial Estates	-52	95162
102-Small Scale Industries		339179
103-Handloom Industries	50000	86273
107-Sericulture Industries		600
109-Composite Village and Small Industries Co-operatives	-85	91103
200-Other Village Industries	1911	7322
800-Other Expenditure	6439	713064
901-Deduct-Receipts and Recoveries on Capital Account		-5079
Total: Government of Punjab	58213	1327624

**No. 34-B-4851-ACCOUNT of CAPITAL OUTLAY on VILLAGE AND SMALL INDUSTRIES during and to the end of
the year 2005-06-contd.**

	(In thousands of rupees)	
	During the year	To end of the year
RAJASTHAN		
101-Industrial Estates		18526
102-Small Scale Industries		52189
103-Handloom Industries		107719
200-Other Village Industries	14089	69252
796-Tribal Area Sub-plan		1261
Total: Government of Rajasthan	14089	248947
SIKKIM		
101-Industrial Estates	5887	14718
102-Small Scale Industries	29609	57102
103-Handloom Industries		10000
Total: Government of Sikkim	35496	81820
TAMIL NADU		
101-Industrial Estates		79672
102-Small Scale Industries	11761	83169
103-Handloom Industries	80000	432108
104-Handicraft Industries		-22
105-Khadi & Village Industries	-600	-600
106-Coir Industries		3318
107-Sericulture Industries		142218
108-Powerloom		2000
109-Composite Village and Small Industries Co-operatives		62767
190-Investments in Public Sector and other Undertakings		267895
195-Investments in Cooperatives	189	6464
200-Other Village Industries		506
799-Suspense		-101
800-Other Expenditure		2385
901-Deduct Receipts and Recoveries on Capital Account		-174
Total: Government of Tamil Nadu	91350	1081605
TRIPURA		
101-Industrial Estates		23337
109-Composite Village and Small Industries Co-operatives		13515
800-Other Expenditure		5524
Total: Government of Tripura	0	42376


(A) investment in Rajasthan Small Industries Corporation Ltd, Jaipur.

**No. 34-B-4851-ACCOUNT of CAPITAL OUTLAY on VILLAGE AND SMALL INDUSTRIES during and to the end of
the year 2005-06-Conclid.**

	(In thousands of Rupees)	
	Expenditure	
	During the year	To end of the year
UTTAR PRADESH		
101-Industrial Estates		356667
102-Small Scale Industries		99293
103-Handloom Industries		355748
104-Handicraft Industries		38612
107-Sericulture Industries		37361
109-Composite Village and Small Industries Cooperatives		41680
800-Other Expenditure	1839	253233
Total: Government of Uttar Pradesh	1839	1182594
UTTARAKHAND		
101-Industrial Estates		--
102-Small Scale Industries	24000	291787
103-Handloom Industries		--
104-Handicraft Industries		--
107-Sericulture Industries		--
109-Composite Village and Small Industries Cooperatives		--
800-Other Expenditure		-246
Total: Government of Uttarakhand	24000	291541
WEST BENGAL		
101-Industrial Estates		30299
102-Small Scale Industries	5250	158854
103-Handloom Industries	150599	357009
104-Handicraft Industries	9500	93620
105-Khadi and Village Industries		3177
106-Coir Industries		14
107- sericulture industries		60656
109-Composite Village & Small Industries Co-operatives	128176	1028930
191- Investments in Co-operatives		128171
796- Tribal area Sub-plan		139
Total: Government of West Bengal	293526	1860860
Total: Capital Outlay on Village and Small Industries	2737741	30597478

(A) Excludes Rs.300 (thousands) spent out of advances from the contingency Fund during 2005-06 but not recouped to the fund till the close of the year.

(B) Includes Rs. 1012339 (thousands) yet to be allocated between U.P. & Uttarakhand.



No. 34-C-6851-ACCOUNT of LOANS for VILLAGE AND SMALL INDUSTRIES showing the amounts ADVANCED and REPaid during the year ended 31st March, 2006 and the BALANCES of such LOANS at the commencement and at the end of the year 2005-06

	Union Government	U.T. Govt. Puducherry	STATE GOVERNMENTS							Item No.
			Andhra Pradesh	Arunachal Pradesh	Assam	Bihar	Chhattisgarh	NCT Delhi	Goa	
(In thousands of rupees)										
101-Industrial Estates-										
Balance 1st April, 2005	4257				3257	-1578	25	16474		1
Advanced during the year							562			2
Repaid during the year						1429				3
Balance 31st March, 2006	4257	0	0	0	3257	-3007	587	16474	0	4
102-Small Scale Industries-										
Balance 1st April, 2005	-11120	365	47747	19426	214858	8888		2860	1005	5
Advanced during the year	9000				2000			1199		6
Repaid during the year	353 (A)	4		175	359	249			30	7
Balance 31st March, 2006	-2473	361	47747	19251	216499	8639	0	4059	975	8
103-Handloom Industries-										
Balance 1st April, 2005	1455		163051		78372	24928	106	2923		9
Advanced during the year					5384			149		10
Repaid during the year			166				24	119		11
Balance 31st March, 2006	1455	0	162885	0	83756	24928	82	2953	0	12
104-Handicraft Industries-										
Balance 1st April, 2005	5885		6760		1322			129	-1	13
Advanced during the year	500									14
Repaid during the year	55									15
Balance 31st March, 2006	6330	0	6760	0	1322	0	0	129	-1 (B)	16
105-Khadi and Village Industries-										
Balance 1st April, 2005	12697526		148		191		15	10518		17
Advanced during the year	10100							9565		18
Repaid during the year								3033		19
Balance 31st March, 2006	12707626	0	148	0	191	0	15	17050	0	20
106-Coir Industries-										
Balance 1st April, 2005	4780		642							21
Advanced during the year	1500									22
Repaid during the year	899									23
Balance 31st March, 2006	5381	0	642	0	0	0	0	0	0	24

(A) Adverse balance is under investigation.

(B) Minus balance is due to misclassification of repayments by the department.

No. 34-C-6851-ACCOUNT of LOANS for VILLAGE AND SMALL INDUSTRIES showing the amounts ADVANCED and REPAID during the year ended 31st March, 2006 and the BALANCES of such LOANS at the commencement and at the end of the year 2005-06-Contd.

Item No.	STATE GOVERNMENTS								Total carried over
	Gujarat	Haryana	Himachal Pradesh	Jammu and Kashmir	Jharkhand	Karnataka	Kerala	Madhya Pradesh	
1							-2050		20385
2									562
3							78		1507
4	0	0	0	0	0	0	-2128	0	19440
5	40183	4784094	2645	83011	-2677	309708	654103	158	6155254
6		246009				925	76945		336078
7	-15745	692182	1279	12	525	2111	38647		720181
8	55928	4337921	1366	82999	-3202	308522	692401	158	5771151
9	42850	1382	23351	26309		166998	209434	208	741367
10							7000		12533
11			312			2053	237		2911
12	42850	1382	23039	26309	0	164945	216197	208	750989
13	59277					12184	29		85585
14									500
15									55
16	59277	0	0	0	0	12184	29	0	86030
17	61196			12		3187	22	28	12772843
18	1200								20865
19	1158								4191
20	61238	0	0	12	0	3187	22	28	12789517
21						97609	159932		262963
22							19750		21250
23							441		1340
24	0	0	0	0	0	97609	179241	0	282873

Loans and Advances

No. 34-C-6851-ACCOUNT of LOANS for VILLAGE AND SMALL INDUSTRIES showing the amounts ADVANCED and REPaid during the year ended 31st March, 2006 and the BALANCES of such LOANS at the commencement and at the end of the year 2005-06-Contd.

(In thousands of rupees)

	Total brought forward	STATE GOVERNMENTS						Item No.
		Maharashtra	Manipur	Meghalaya	Mizoram	Nagaland	Orissa	
101-Industrial Estates-								
Balance 1st April, 2005	20385	5133						1
Advanced during the year	562							2
Repaid during the year	1507	10						3
Balance 31st March, 2006	19440	5123	0	0	0	0	0	4
102-Small Scale Industries-								
Balance 1st April, 2005	6155254	114321	12388	745	23282	24	18804	5
Advanced during the year	336078	5086						6
Repaid during the year	720181	2678	2	1	47		4432	7
Balance 31st March, 2006	5771151	116729	12386	744	23235	24	14372	8
103-Handloom Industries-								
Balance 1st April, 2005	741367	8038	43386		3380	231	3631	9
Advanced during the year	12533	108						10
Repaid during the year	2911						123	11
Balance 31st March, 2006	750989	8146	43386	0	3380	231	3508	12
104-Handicraft Industries-								
Balance 1st April, 2005	85585	79463	1911			9		13
Advanced during the year	500							14
Repaid during the year	55	71						15
Balance 31st March, 2006	88030	79392	1911	0	0	9	0	16
105-Khadi and Village Industries-								
Balance 1st April, 2005	12772843							17
Advanced during the year	20865							18
Repaid during the year	4191							19
Balance 31st March, 2006	12789517	0	0	0	0	0	0	20
106-Coir Industries-								
Balance 1st April, 2005	262963						1540	21
Advanced during the year	21250							22
Repaid during the year	1340							23
Balance 31st March, 2006	282873	0	0	0	0	0	1540	24

No. 34-C-6851-ACCOUNT of LOANS for VILLAGE AND SMALL INDUSTRIES showing the amounts ADVANCED and REPAID during the year ended 31st March, 2006 and the BALANCES of such LOANS at the commencement and at the end of the year 2005-06-Contd.

Item No.	STATE GOVERNMENTS								(In thousands of rupees)
	Punjab	Rajasthan	Sikkim	Tamil Nadu	Tripura	Uttar Pradesh	Uttarakhand	West Bengal	Total
1				-5220		46348		22	66668
2									562
3				17		355			1889
4	0	0	0	-5237	0	45993	0	22	65341
5	22184	11719		56106	14695	371975	-1484	147617	6947630
6	12500			683		22028		3547	379922
7	34684	1601		16356	116	55558	138	1876	837670
8	0	10118	0	40433	14579	338445	-1622	149288	6489882
9	422	114288	47	842290	18978	271897		8216	2056171
10				356054		24565			393260
11	422			14779	89	1542			19866
12	0	114288	47	1183565	18889	294920	0	8216	2429565
13	90		57	-2818	5	6599		367	171268
14									500
15	90					39			255
16	0	0	57	(A) -2818	5	6560	0	367	171513
17	1196	3374		7984		2006			12787403
18									20865
19	1196			1500					6887
20	0	3374	0	6484	0	2006	0	0	12801381
21				2459				155	267117
22				17261					38511
23									1340
24	0	0	0	19720	0	0	0	155	304288

(A) Minus balance is under examination.

Loans and Advances

No. 34-C-6851-ACCOUNT of LOANS for VILLAGE AND SMALL INDUSTRIES showing the amounts ADVANCED and REPAYED during the year ended 31st March, 2006 and the BALANCES of such LOANS at the commencement and at the end of the year 2005-06-Contd.

	Union Government	U.T. Govt. Puducherry	STATE GOVERNMENTS							Item No.
			Andhra Pradesh	Arunachal Pradesh	Assam	Bihar	Chhattisgarh	NCT Delhi	Goa	
107-Sericulture Industries-										
Balance 1st April, 2005	3529		(A) 5748		1076					1
Advanced during the year										2
Repaid during the year			99							3
Balance 31st March, 2006	3529	0	5649	0	1076	0	0	0	0	4
108-Powerloom Industries-										
Balance 1st April, 2005			8905							5
Advanced during the year										6
Repaid during the year										7
Balance 31st March, 2006	0	0	8905	0	0	0	0	0	0	8
109-Composite Village and Small Industries Cooperatives-										
Balance 1st April, 2005	107	239	19516		165154	6640	10655			9
Advanced during the year		2500					857			10
Repaid during the year		40					524			11
Balance 31st March, 2006	107	2699	19516	0	165154	6640	10988	0	0	12
190-Loans to Public Sector and other Undertakings-										
Balance 1st April, 2005	174996		(B) 15310							13
Advanced during the year	35600									14
Repaid during the year										15
Balance 31st March, 2006	210596	0	15310	0	0	0	0	0	0	16
191-Loans to Local Bodies, Municipal Corporation Other Loans-										
Balance 1st April, 2005										17
Advanced during the year										18
Repaid during the year										19
Balance 31st March, 2006	0	0	0	0	0	0	0	0	0	20
195-Loans to Industrial Cooperatives-										
Balance 1st April, 2005										21
Advanced during the year										22
Repaid during the year										23
Balance 31st March, 2006	0	0	0	0	0	0	0	0	0	24
196-Loans to Zilla Parishads/District level Panchayats other Loans-										
Balance 1st April, 2005										25
Advanced during the year										26
Repaid during the year										27
Balance 31st March, 2006	0	0	0	0	0	0	0	0	0	28
200-Other Village Industries-										
Balance 1st April, 2005	2170169		10470		15207	34645	4166		-554	29
Advanced during the year	500					300				30
Repaid during the year	31					675	120			31
Balance 31st March, 2006	2170638	0	10470	0	15207	34270	4046	0	(D) -554	32

(D) Minus balance is due to misclassification of repayments by the department.
A & B differs by Rs. 1000/- increased/decreased respectively due to rounding.

No. 34-C-6851-ACCOUNT of LOANS for VILLAGE AND SMALL INDUSTRIES showing the amounts ADVANCED and REPAYD during the year ended 31st March, 2006 and the BALANCES of such LOANS at the commencement and at the end of the year 2005-06-Contd.

Item No.	STATE GOVERNMENTS								Total carried over
	Gujarat	Haryana	Himachal Pradesh	Jammu and Kashmir	Jharkhand	Karnataka	Kerala	Madhya Pradesh	
1	54					49573			59980
2									0
3						73			172
4	54	0	0	0	0	49500	0	0	59808
5	585			2354		109755	5358		126957
6				114					114
7				23					23
8	585	0	0	2445	0	109755	5358	0	127048
9			3671			48788	460248	53440	768458
10							249	4563	8169
11			603				450	1032	2649
12	0	0	3068	0	0	48788	460047	56971	773978
13							187859		378165
14									35600
15							3003		3003
16	0	0	0	0	0	0	184856	0	410762
17									0
18									0
19									0
20	0	0	0	0	0	0	0	0	0
21	27596	3208					1003256		1034060
22	528						1520		2048
23	256						179		435
24	27868	3208	0	0	0	0	1004597	0	1035673
25							1262		1262
26									0
27									0
28	0	0	0	0	0	0	1262	0	1262
29	1275	265	58681	259286	-640	82908	1315	10028	2647221
30									800
31						563	195		1584
32	1275	265	58681	259286	-640	82345	1120	10028	2646437

Loans and Advances

No. 34-C-6851-ACCOUNT of LOANS for VILLAGE AND SMALL INDUSTRIES showing the amounts ADVANCED and REPAID during the year ended 31st March, 2006 and the BALANCES of such LOANS at the commencement and at the end of the year 2005-06-Contd.

	Total brought forward	STATE GOVERNMENTS						Item No.
		Maharashtra	Manipur	Meghalaya	Mizoram	Nagaland	Orissa	
107-Sericulture Industries-								
Balance 1st April, 2005	59980		10					1
Advanced during the year	0							2
Repaid during the year	172							3
Balance 31st March, 2006	59808	0	10	0	0	0	0	4
108-Powerloom Industries-								
Balance 1st April, 2005	126957	23903					1781	5
Advanced during the year	114	265228						6
Repaid during the year	23	26						7
Balance 31st March, 2006	127048	289105	0	0	0	0	1781	8
109-Composite Village and Small Industries Cooperatives-								
Balance 1st April, 2005	768458	1204893			5505		63176	9
Advanced during the year	8169	61817						10
Repaid during the year	2649	9524						11
Balance 31st March, 2006	773978	1257186	0	0	5505	0	63176	12
190-Loans to Public Sector and Other Undertakings-								
Balance 1st April, 2005	378165						35850	13
Advanced during the year	35600							14
Repaid during the year	3003							15
Balance 31st March, 2006	410762	0	0	0	0	0	35850	16
191-Loans to Local Bodies, Municipal Corporation Other Loans-								
Balance 1st April, 2005	0							17
Advanced during the year	0							18
Repaid during the year	0							19
Balance 31st March, 2006	0	0	0	0	0	0	0	20
195-Loans to Industrial Cooperatives-								
Balance 1st April, 2005	1034060						76728	21
Advanced during the year	2048							22
Repaid during the year	435						1606	23
Balance 31st March, 2006	1035673	0	0	0	0	0	75122	24
196-Loans to Zilla Parishads/District level Panchayats other Loans-								
Balance 1st April, 2005	1262							25
Advanced during the year	0							26
Repaid during the year	0							27
Balance 31st March, 2006	1262	0	0	0	0	0	0	28
200-Other Village Industries-								
Balance 1st April, 2005	2647221	11	13096		2579	2662	4931	29
Advanced during the year	800							30
Repaid during the year	1584	3	1					31
Balance 31st March, 2006	2646437	8	13095	0	2579	2662	4931	32

No. 34-C-6851-ACCOUNT of LOANS for VILLAGE AND SMALL INDUSTRIES showing the amounts ADVANCED and REPAID during the year ended 31st March, 2006 and the BALANCES of such LOANS at the commencement and at the end of the year 2005-06-Contd.

Item No.	STATE GOVERNMENTS								Total
	Punjab	Rajasthan	Sikkim	Tamil Nadu	Tripura	Uttar Pradesh	Uttarakhand	West Bengal	
1				-2750		-1184		2800	58856
2									0
3						289			461
4	0	0	0	(A) -2750	0	(A) -1473	0	2800	58395
5						-97		50	152594
6									265342
7						2			51
8	0	0	0	0	0	-99	0	50	417885
9	256	9266	33	373		66367			2118327
10									69986
11	256	294				2			12725
12	0	8972	33	373	0	66365	0	0	2175588
13				-14033				345697	745679
14								11700	47300
15								25	3028
16	0	0	0	(A) -14033	0	0	0	357372	789951
17									0
18									0
19									0
20	0	0	0	0	0	0	0	0	0
21				-7995				199256	1302049
22									2048
23								505	2546
24	0	0	0	-7995	0	0	0	198751	1301551
25									1262
26									0
27									0
28	0	0	0	0	0	0	0	0	1262
29		3035	28	-3510	1498	77288	-591	8458	2756706
30		92696							93496
31		7			9	829			2433
32	0	95724	28	(A) -3510	1489	76459	-591	8458	2847769

(A) Minus balance is under investigation.

Loans and Advances

No. 34-C-6851-ACCOUNT of LOANS for VILLAGE AND SMALL INDUSTRIES showing the amounts ADVANCED and REPAID during the year ended 31st March, 2006 and the BALANCES of such LOANS at the commencement and at the end of the year 2005-06-Contd.

	Union Government	U.T. Govt Puducherry	STATE GOVERNMENTS							Item No
			Andhra Pradesh	Arunachal Pradesh	Assam	Bihar	Chhattisgarh	NCT Delhi	Goa	
(In thousands of rupees)										
789-Special Component Plan for Scheduled Castes										
Balance 1st April, 2005					7187			525		1
Advanced during the year										2
Repaid during the year										3
Balance 31st March, 2006	0	0	0	0	7187	0	525	0	0	4
793-Special Central Assistance for Scheduled Castes Component Plan										
Balance 1st April, 2005										5
Advanced during the year										6
Repaid during the year										7
Balance 31st March, 2006	0	0	0	0	0	0	0	0	0	8
796-Tribal Area Sub-plan-										
Balance 1st April, 2005	138		447		23774	27622	5510			9
Advanced during the year							97			10
Repaid during the year										11
Balance 31st March, 2006	138	0	447	0	23774	27622	5607	0	0	12
797-Transfers to/From reserve funds and Deposit Accounts-										
Balance 1st April, 2005										13
Advanced during the year										14
Repaid during the year										15
Balance 31st March, 2006	0	0	0	0	0	0	0	0	0	16
800-Other Loans										
Balance 1st April, 2005	150				9153					17
Advanced during the year										18
Repaid during the year										19
Balance 31st March, 2006	150	0	0	0	9153	0	0	0	0	20
902-Deduct amount met from Industrial Loan Fund										
Balance 1st April, 2005										21
Advanced during the year										22
Repaid during the year										23
Balance 31st March, 2006	0	0	0	0	0	0	0	0	0	24
Total: Loans for Village and Small Industries-										
Balance 1st April, 2005	15051872	604	278744	19426	519551	101145	21002	32904	450	25
Advanced during the year	57200	2500	0	0	7384	300	1516	10913	0	26
Repaid during the year	1338	44	265	175	359	2353	668	3152	30	27
Balance 31st March, 2006	15107734	3060	278479	19251	526576	99092	21850	40665	420	28
Interest received and credited to revenue	516185	240	157						444	29

(A) Includes the amount yet to be allocated between Bihar and Jharkhand.

No. 34-C-6851-ACCOUNT of LOANS for VILLAGE AND SMALL INDUSTRIES showing the amounts ADVANCED and REPAID during the year ended 31st March, 2006 and the BALANCES of such LOANS at the commencement and at the end of the year 2005-06-Contd.

(In thousands of rupees)

Item No.	STATE GOVERNMENTS								Total carried over
	Gujarat	Haryana	Himachal Pradesh	Jammu and Kashmir	Jharkhand	Karnataka	Kerala	Madhya Pradesh	
1								3238	10950
2									0
3								430	430
4	0	0	0	0	0	0	0	2808	10520
5								2325	2325
6									0
7									0
8	0	0	0	0	0	0	0	2325	2325
9	81042		5411		-2886			17172	158230
10	912								1009
11					372				372
12	81954	0	5411	0	-3258	0	0	17172	158867
13									0
14									0
15									0
16	0	0	0	0	0	0	0	0	0
17									9303
18									0
19									0
20	0	0	0	0	0	0	0	0	9303
21		-466							-466
22									0
23		-6							-6
24	0	-460	0	0	0	0	0	0	-460
25	314058	4788483	93769	370972	-6203	880710	2680768	86597	25234842
26	2640	246009	0	114	0	925	105464	4563	439528
27	-14331	692176	2184	36	897	4800	43230	1462	738847
28	331029	4342316	91565	371051	-7100	876835	2743002	89698	24935523
29		19896	1615						538537

Loans and Advances

No. 34-C-6851-ACCOUNT of LOANS for VILLAGE AND SMALL INDUSTRIES showing the amounts ADVANCED and REPAID during the year ended 31st March, 2006 and the BALANCES of such LOANS at the commencement and at the end of the year 2005-06-Contd.

	Total brought forward	STATE GOVERNMENTS						Item No.
		Maharashtra	Manipur	Meghalaya	Mizoram	Nagaland	Orissa	
789-Special Component Plan for Scheduled Castes								
Balance 1st April, 2005	10950							1
Advanced during the year	0							2
Repaid during the year	430							3
Balance 31st March, 2006	10520	0	0	0	0	0	0	4
793-Special Central Assistance for Scheduled Castes Component Plan								
Balance 1st April, 2005	2325							5
Advanced during the year	0							6
Repaid during the year	0							7
Balance 31st March, 2006	2325	0	0	0	0	0	0	8
796-Tribal Area Sub-plan-								
Balance 1st April, 2005	158230	2179					10495	9
Advanced during the year	1009	276						10
Repaid during the year	372							11
Balance 31st March, 2006	158867	2455	0	0	0	0	10495	12
797-Transfers to/From reserve funds and Deposit Accounts-								
Balance 1st April, 2005	0							13
Advanced during the year	0							14
Repaid during the year	0							15
Balance 31st March, 2006	0	0	0	0	0	0	0	16
900-Other Loans								
Balance 1st April, 2005	9303							17
Advanced during the year	0							18
Repaid during the year	0							19
Balance 31st March, 2006	9303	0	0	0	0	0	0	20
902-Deduct amount met from Industrial Loan Fund								
Balance 1st April, 2005	-466							21
Advanced during the year	0							22
Repaid during the year	-6							23
Balance 31st March, 2006	-460	0	0	0	0	0	0	24
Total: Loans for Village and Small Industries-								
Balance 1st April, 2005	25234842	1437941	70791	745	34746	2926	216936	25
Advanced during the year	438528	332515	0	0	0	0	0	26
Repaid during the year	738847	12312	3	1	47	0	6161	27
Balance 31st March, 2006	24935523	1758144	70788	744	34699	2926	210775	28
Interest received and credited to revenue	538537	8574						29

No. 34-C-6861-ACCOUNT of LOANS for VILLAGE AND SMALL INDUSTRIES showing the amounts ADVANCED and REPAID during the year ended 31st March, 2006 and the BALANCES of such LOANS at the commencement and at the end of the year 2005-06-Concl'd.

Item No.	STATE GOVERNMENTS									(In thousands of rupees)
	Punjab	Rajasthan	Sikkim	Tamil Nadu	Tripura	Uttar Pradesh	Uttarakhand	West Bengal	Total	
1										10950
2								1228		1228
3										430
4	0	0	0	0	0	0	0	1228		11748
5										2325
6										0
7										0
8	0	0	0	0	0	0	0	0	0	2325
9		18						510		12178
10								340		1625
11										372
12	0	18	0	0	0	0	0	850		13431
13										0
14										0
15										0
16	0	0	0	0	0	0	0	0	0	0
17										9303
18										0
19										0
20	0	0	0	0	0	0	0	0	0	9303
21										-466
22										0
23										-6
24	0	0	0	0	0	0	0	0	0	-460
25	24148	141700	165	872886	35176	841199	-2075	713148		29466020
26	12500	92686	0	373988	0	46593	0	16815		1314645
27	36648	1902	0	32652	214	58616	138	2406		889947
28	0	232494	165	1214232	34862	829176	-2213	727557		29890718
29	3405							719		551235

Loans and Advances

No. 35-0852-ACCOUNT of RECEIPTS from INDUSTRIES for the year ended 31st March, 2006-Contd.

Item No.	STATE GOVERNMENTS								Total carried over
	Gujarat	Haryana	Himachal Pradesh	Jammu and Kashmir	Jharkhand	Karnataka	Kerala	Madhya Pradesh	
1				7					8534
2	408								409
3	77408	3432							80840
4									0
5									109206
6									682
7									0
8									94201
9	1085								1085
10									0
11									0
12									22792
13									10
14									15
15						687			689
16									0
17									0
18									0
19									0
20			241291						351457

Economic Services

No. 35-0852-ACCOUNT of RECEIPTS from INDUSTRIES for the year ended 31st March, 2006-Contd.

	Total brought forward	STATE GOVERNMENTS						Item No.
		Maharashtra	Manipur	Meghalaya	Mizoram	Nagaland	Orissa	
01-Iron and Steel Industries-								
101-Mining	8534							1
105-Manufacture	409							2
800-Other Receipts	80840						1336	3
900-Deduct-Refunds	0							4
02-Cement and Non-Metallic Mineral Industries-								
205-Cement	109206							5
800-Other Receipts	682							6
03-Fertilizer Industries-								
004-Research and Development	0							7
800-Other Receipts	94201							8
04-Petrochemical Industries-								
800-Other Receipts	1085							9
05-Chemical Industries								
217-Industries of Sodium Sulphate	0							10
218-State Woollen Mills, Bikaner	0							11
800-other receipts	22792							12
06-Engineering Industries-								
101-Other Industrial Machinery Industries	10							13
102-Transport Equipment Industries	15							14
103-Other Engineering Industries	689							15
203-Electrical Engineering Industries	0							16
800-Other Receipts	0							17
07-Telecommunication and Electronics Industries-								
101-Telecommunication	0							18
202-Electronics	0							19
800-Other Receipts	351457							20

No. 35-0852-ACCOUNT of RECEIPTS from INDUSTRIES for the year ended 31st March, 2006-Contd.

Item No.	STATE GOVERNMENTS								Total
	Punjab	Rajasthan	Sikkim	Tamil Nadu	Tripura	Uttar Pradesh	Uttarakhand	West Bengal	
1									8534
2									409
3									82176
4									0
5									109206
6	8202				48708				57592
7									0
8									94201
9		4157							1242
10									0
11									0
12		4550							27342
13									10
14									15
15								52	741
16									0
17								153	153
18									0
19									0
20				15					351472

Economic Services

No. 35-0852-ACCOUNT of RECEIPTS from INDUSTRIES for the year ended 31st March, 2006-Contd.

	Union Government	U.T. Govt. Puducherry	STATE GOVERNMENTS							Item No.
			Andhra Pradesh	Arunachal Pradesh	Assam	Bihar	Chhattisgarh	NCT Delhi	Goa	
08-Consumer Industries-										
201-Sugar			89385							1
202-Textiles	192523	2								2
204-Drugs and Pharmaceuticals										3
205-Leather										4
209-Govt. Silk Filature, Kollegal										5
210-Govt. Silk Filature, Santhemanhalli										6
211-Govt. Silk Filature, Chamahajanaga										7
212-Govt. Silk Filature, Mambally										8
213-Govt. Silk Twisting and Wearing Factory Mudigundun										9
215-Paper and Newsprint										10
216-Receipts from sale of salt anoter										11
217-Salt Sodium Sulphate Industries										12
218-State Woolen Mills Bikaner										13
600-Others	15056	16	22175				59	101		14
800-Other Receipts								6444	-3822	15
900-Deduct-Refunds										16
09-Atomic Energy Industries-										
103-Thorium Extraction										17
104-Research and Development Cess										18
106-Waste Treatment Facilities										19
201-Atomic Mineral Development										20
202-Nuclear Fuel Complex	6317374									21
203-Fuel Reprocessing										22
204-Heavy Water Plant	76777									23
208-Rare Earth Development										24
800-Other Receipts	300726									25
80-General-										
801-Services and Service Fees										26
800-Other Receipts	36509				298		15			27
900-Deduct-Refunds										28
Total: Receipts from Industries	7283639	18	111560	0	298	74	7425	0	-3789	29

No. 35-0852-ACCOUNT of RECEIPTS from INDUSTRIES for the year ended 31st March, 2006-Contd.

Item No.	STATE GOVERNMENTS								Total carried over
	Gujarat	Haryana	Himachal Pradesh	Jammu and Kashmir	Jharkhand	Karnataka	Kerala	Madhya Pradesh	
1						1028			90413
2									192525
3									0
4									0
5						13366			13366
6						18003			18003
7						14643			14643
8						23339			23339
9						12778			12778
10									0
11									0
12									0
13									0
14	19843						12		57262
15						182685		90437	275744
16								-642	-642
17									0
18									0
19									0
20									0
21									6317374
22									0
23									76777
24									0
25									300726
26							1012		1012
27				1825	102563		54		141264
28									0
29	98744	3432	241291	1832	102563	266529	1093	89795	8204504

No. 36-0852-ACCOUNT of RECEIPTS from INDUSTRIES for the year ended 31st March, 2006-Contd.

	Total brought forward	STATE GOVERNMENTS						Item No.
		Maharashtra	Manipur	Meghalaya	Mizoram	Nagaland	Orissa	
08-Consumer Industries-								
201-Sugar	90413							1
202-Textiles	192525	102						2
204-Drugs and Pharmaceuticals	0							3
205-Leather	0							4
209-Govt. Silk Filature, Kollegal	13366							5
210-Govt. Silk Filature, Santhemanhalli	18003							6
211-Govt. Silk Filature, Chamahajanaga	14643							7
212-Govt. Silk Filature, Mambally	23339							8
213-Govt. Silk Twisting and Wearing Factory, Mudigundun	12778							9
215-Paper and Newsprint	0							10
216-Receipts from sale of salt anoter	0							11
217-Salt Sodium Sulphate Industries	0							12
218-State Woolen Mills, Bikaner	0							13
600-Others	57262		11					14
800-Other Receipts	275744							15
900-Deduct-Refunds	-642							16
09-Atomic Energy Industries-								
103-Thorium Extraction	0							17
104-Research and Development Cess	0							18
106-Waste Treatment Facilities	0							19
201-Atomic Mineral Development	0							20
202-Nuclear Fuel Complex	6317374							21
203-Fuel Reprocessing	0							22
204-Heavy Water Plant	76777							23
208-Rare Earth Development	0							24
800-Other Receipts	300726							25
80-General-								
501-Services and Service Fees	1012							26
800-Other Receipts	141264	10976						27
900-Deduct-Refunds	0			48				28
Total: Receipts from Industries	8204504	11078	11	48	0	0	1336	29

No. 35-0862-ACCOUNT of RECEIPTS from INDUSTRIES for the year ended 31st March, 2006-Concl'd:

(In thousands of rupees)

Item No.	STATE GOVERNMENTS								Total
	Punjab	Rajasthan	Sikkim	Tamil Nadu	Tripura	Uttar Pradesh	Uttarakhand	West Bengal	
1				2045					92458
2									192627
3									0
4									0
5									13366
6									18003
7									14643
8									23339
9									12778
10									0
11									0
12									0
13									0
14			1652					24327	83252
15									275744
16									-642
17									0
18									0
19									0
20									0
21									6317374
22									0
23									76777
24									0
25									300726
26									1012
27			250		36031	10032	3044		201597
28									48
29	8202	4707	1917	2045	84739	10032	3044	24532	8356195

No. 35-A-2862-ACCOUNT of EXPENDITURE on INDUSTRIES for the year ended 31st March, 2006-Contd.

Item No.	STATE GOVERNMENTS								Total carried over
	Gujarat	Haryana	Himachal Pradesh	Jammu and Kashmir	Jharkhand	Karnataka	Kerala	Madhya Pradesh	
1									0
2									658786
3									0
4									0
5									0
6									0
7	0	0	0	0	0	0	0	0	658786
8									103
9									75000
10	0	0	0	0	0	0	0	0	76103
11									158887
12									106525768
13									23963
14									1924068
15	0	0	0	0	0	0	0	0	104784560
16	130								130
17									108800
18	130	0	0	0	0	0	0	0	108930
19									0
20									6755743
21									157931
22	0	0	0	0	0	0	0	0	6913674
23									0
24									0
25									1050041
26						2073			4900766
27									0
28									0
29									0
30									0
31									46631
32	0	0	0	0	0	2073	0	0	5904176

Economic Services

No. 36-A-2852-ACCOUNT of EXPENDITURE on INDUSTRIES for the year ended 31st March, 2006-Contd

Item No.	STATE GOVERNMENTS:								Total
	Punjab	Rajasthan	Sikkim	Tamil Nadu	Tripura	Uttar Pradesh	Uttarakhand	West Bengal	
1									0
2									658786
3									0
4									0
5									0
6									0
7	0	0	0	0	0	0	0	0	658786
8									103
9									75000
10	0	0	0	0	0	0	0	0	75103
11									158887
12									106525768
13									23963
14									-1924068
15	0	0	0	0	0	0	0	0	104784650
16									130
17								567444	676244
18	0	0	0	0	0	0	0	567444	676374
19									0
20									6755743
21									158131
22	0	0	0	0	0	0	0	0	6913874
23								3948	3948
24									0
25									1050041
26									6800766
27									0
28									0
29									0
30									0
31									46631
32	0	0	0	0	0	0	0	3948	6908124

Economic Services

No. 35-A-2862-ACCOUNT of EXPENDITURE on INDUSTRIES for the year ended 31st March, 2006-Contd.

	Union Government	U.T. Govt. Puducherry	STATE GOVERNMENTS							Goa	Item No.
			Andhra Pradesh	Arunachal Pradesh	Assam	Bihar	Chhattisgarh	NCT Delhi			
07-Telecommunication and Electronics Industries-											
001-Direction and Administration										1903	1
101-Telecommunications	17260										2
191-Assistance to Consumer Co-operative Public Sector and other Undertakings											3
202-Electronics	6132325				122793						4
204-Leather											5
796-Tribal Area Sub-plan											6
800-Other Expenditure										15188	7
911-Deduct recoveries of overpayments										-28	8
Total: 07	6149585	0	0	0	122793	0	0	0	0	17063	9
08-Consumer Industries-											
001-Direction and Administration											10
101-Edible Oils											11
102-Food and Beverage											12
190-Assistance to Public Sector and Other Undertakings											13
195-Assistance to Consumer Co-operative		12175									14
201-Sugar			28669			10473					15
202-Textiles	10215611	147593									16
204-Leather	25076										17
206-Distilleries	306										18
209-Government Silk Filatures, Kollegal											19
210-Government Silk Filatures, Santhamarahalli											20
211-Government Silk Filatures, Chamarajanagar											21
212-Government Silk Filatures, Mamballi											22
213-Government Silk Twisting and Weaving Factory, Mudigundam											23
215-Paper and Newsprint											24
216-Salt Trading Scheme											25
217-Sodium Sulphate Trading Scheme											26
218-State Woollen Mills, Bikaner											27
600-Others	1667794										28
789-Special Component Plan for Scheduled Castes											29
796-Tribal Area Sub-plan											30
797-Transfer to/from Reserve Funds and Deposit Accounts	11323										31
798-International Co-operation	8028										32
800-Other Expenditure											33
902-Deduct-Amount met from Jute Special Development Fund	-11323										34
909-Deduct-Amount met from National Renewal fund											35
911-Deduct-Recoveries of Overpayments	-8350										36
Total: 08	11908465	169768	28069	0	0	10473	0	0	0	0	37

No. 35-A-2852-ACCOUNT of EXPENDITURE on INDUSTRIES for the year ended 31st March, 2006-Contd.

Item No.	STATE GOVERNMENTS								Total carried over
	Gujarat	Haryana	Himachal Pradesh	Jammu and Kashmir	Jharkhand	Karnataka	Kerala	Madhya Pradesh	
1									1903
2									17260
3									0
4		162560							6417678
5									0
6									0
7									15188
8									28
9	0	162560	0	0	0	0	0	0	6462001
10									0
11									0
12									0
13									0
14									12175
15						84281			123423
16									10363204
17									25076
18									306
19						20272			20272
20						21213			21213
21						16252			16252
22						24264			24264
23						9886			9886
24						74625			74625
25									0
26									0
27									0
28		112							1667906
29									0
30									0
31									11323
32									8028
33									0
34									11323
35									0
36									8350
37	0	112	0	0	0	260793	0	0	12358280

Economic Services

No. 36-A-2852-ACCOUNT of EXPENDITURE on INDUSTRIES for the year ended 31st March, 2006-Contd.

(In thousands of rupees)

	Total brought forward	STATE GOVERNMENTS						Item No
		Maharashtra	Manipur	Meghalaya	Mizoram	Nagaland	Orissa	
07-Telecommunication and Electronics Industries-								
001-Direction and Administration	1903	--	--	--	--	--	--	1
101-Telecommunications	17260	--	--	--	--	--	--	2
191-Assistance to Consumer Co-operative Public Sector and other Undertakings	0	--	--	--	--	--	--	3
202-Electronics	6417678	--	--	--	3366	--	219968	4
204-Leather	0	--	--	--	--	--	--	5
796-Tribal Area Sub-plan	0	--	--	--	--	--	--	6
800-Other Expenditure	15188	--	--	--	--	--	--	7
911-Deduct recoveries of overpayments	-28	--	--	--	--	--	--	8
Total: 07	6452001	0	0	0	3366	0	219968	9
08-Consumer Industries-								
001-Direction and Administration	0	--	--	--	--	--	--	10
101-Edible Oils	0	--	--	--	3141	--	--	11
102-Food and Beverage	0	--	--	--	--	--	--	12
190-Assistance to Public Sector and Other Undertakings	0	--	--	--	--	--	--	13
195-Assistance to Consumer Co-operative	12175	--	--	--	--	--	--	14
201-Sugar	123423	--	4139	--	--	--	--	15
202-Textiles	10363204	--	--	--	--	--	--	16
204-Leather	25076	--	--	--	--	--	--	17
206-Distilleries	306	--	--	--	--	--	--	18
209-Government Silk Filatures, Kollegal	20272	--	--	--	--	--	--	19
210-Government Silk Filatures, Santhemarahalli	21213	--	--	--	--	--	--	20
211-Government Silk Filatures, Chamarajanagar	16252	--	--	--	--	--	--	21
212-Government Silk Filatures, Mamballi	24264	--	--	--	--	--	--	22
213-Government Silk Twisting and Weaving Factory, Mudigundam	9886	--	--	--	--	--	--	23
215-Paper and Newsprint	74625	--	--	--	--	--	--	24
216-Salt Trading Scheme	0	--	--	--	--	--	--	25
217-Sodium Sulphate Trading Scheme	0	--	--	--	--	--	--	26
218-State Woollen Mills, Bikaner	0	--	--	--	--	--	--	27
600-Others	1667906	--	11691	--	--	--	1467	28
789-Special Component Plan for Scheduled Castes	0	--	--	--	--	--	--	29
796-Tribal Area Sub-plan	0	--	--	--	--	--	--	30
797-Transfer to/from Reserve Funds and Deposit Accounts	11323	--	--	--	--	--	--	31
798-International Co-operation	8028	--	--	--	--	--	--	32
800-Other Expenditure	0	--	--	--	--	--	--	33
902-Deduct-Amount met from Jute Special Development Fund	-11323	--	--	--	--	--	--	34
909-Deduct-Amount met from National Renewal fund	0	--	--	--	--	--	--	35
911-Deduct-Recoveries of Overpayments	-8350	--	--	--	--	--	--	36
Total: 08	12358280	0	15830	0	3141	0	1467	37

No. 35-A-2852-ACCOUNT of EXPENDITURE on INDUSTRIES for the year ended 31st March, 2006-Contd.

Item No.	STATE GOVERNMENTS								Total
	Punjab	Rajasthan	Sikkim	Tamil Nadu	Tripura	Uttar Pradesh	Uttarakhand	West Bengal	
1									1903
2									17260
3									0
4						2000			6643012
5									0
6									0
7			138764	155723					309675
8									-28
9	0	0	138764	155723	0	2000	0	0	6971822
10						54498			54498
11									3141
12									0
13									0
14									12175
15				9063		1075098			1211723
16									10363204
17			3					638	25717
18									306
19									20272
20									21213
21									16252
22									24264
23									9886
24									74625
25		1423							1423
26		745							745
27									0
28								84307	1765371
29									0
30									0
31									11323
32									8028
33									0
34									-11323
35									0
36									-8350
37	0	2171	0	9063	0	1129598	0	84946	13604493

Economic Services

No. 35-A-2862-ACCOUNT of EXPENDITURE on INDUSTRIES for the year ended 31st March, 2006-Contd.

	Union Government	U. T. Govt. Puducherry	STATE GOVERNMENTS							Item No.
			Andhra Pradesh	Arunachal Pradesh	Assam	Bihar	Chhattisgarh	NCT Delhi	Goa	
(In thousands of rupees)										
09-Atomic Energy Industries-										
001-Direction and Administration										1
101-Isotopes	286324									2
102-Atomic Fuels	157639									3
103-Thorium Extraction										4
104-Fabrication of Equipment	130988									5
106-Waste treatment facilities	120659									6
200-Common Facilities	377335									7
202-Nuclear Fuel Complex	4599987									8
203-Fuel Reprocessing	1103691									9
800-Other Expenditure	15202									10
Total: 09	6791825	0	0	0	0	0	0	0	0	11
60-Others-										
102-Foods & Beverages										12
789-Special Component Plan for Scheduled Castes										13
796-Tribal Area Sub-plan										14
Total-60	0	0	0	0	0	0	0	0	0	15
80-General-										
001-Direction and Administration	3163		139845		15037	49817	18527		4888	16
003-Industrial Education-Research and Training	2239250					3874	77	835		17
101-Standardisation and Quality Control	141100									18
102-Industrial Productivity	69650					53249				19
103-Tariff and Price Regulation	53988									20
191-Assistance to Local Bodies, Corporations etc.										21
195-Assistance to Co-operatives										22
196-Assistance to Zilla Panchayats										23
202-Textiles										24
789-Special Component Plan for Scheduled Castes			14625							25
792-Irrecoverable Loans Written Off										26
793-Special Central Assistance for Scheduled Caste Component Plan										27
794-Special Assistance for Tribal Sub-plan										28
796-Tribal Area Sub-plan			5850							29
797-Transfer from/to Reserve Fund & Deposit Accounts										28
798-International Co-operation	127364									30
800-Other Expenditure	1900516		376509		7900		161127			31
909-Deduct Amount met from National Renewal Fund										32
911-Deduct-Recoveries of Overpayments	-4372									33
Total: 80	4630659	0	536829	0	22937	106940	179731	835	4888	34
Total: Expenditure on Industries	147823550	159768	566498	0	146730	117413	179731	835	21951	35
Charged			2408							36
Voted	147823550	159768	563090	0	145730	117413	179731	835	21951	37

No. 35-A-2852-ACCOUNT of EXPENDITURE on INDUSTRIES for the year ended 31st March, 2006-Contd.

Item No.	STATE GOVERNMENTS								Total carried over
	Gujarat	Haryana	Himachal Pradesh	Jammu and Kashmir	Jharkhand	Karnataka	Kerala	Madhya Pradesh	
1									0
2									286324
3									157639
4									0
5									130988
6									120659
7									377335
8									4599987
9									1103691
10									15202
11	0	0	0	0	0	0	0	0	6791825
12									0
13									0
14									0
15	0	0	0	0	0	0	0	0	0
16	52748	101363	11346		21717	22344	21489	32445	494729
17	75411				598	23137	1000	795	2344977
18									141100
19			3944		319474			733	447050
20									53988
21									0
22									0
23						27143			27143
24									0
25									14625
26									0
27	1000								1000
28									0
29	2300		51		564639				572840
28									0
30									127364
31	968791		4114			80441	533523	44898	4077819
32									0
33							-122		-4494
34	1100250	101363	19455	0	906428	153065	555890	78871	8298141
35	1100380	264035	19455	0	906428	405931	555890	78871	152345466
36									2408
37	1100380	264035	19455	0	906428	405931	555890	78871	152343058

No. 35-A-2852-ACCOUNT of EXPENDITURE on INDUSTRIES for the year ended 31st March, 2006-Contd.

	Total brought forward	STATE GOVERNMENTS						Item No.
		Maharashtra	Manipur	Meghalaya	Mizoram	Nagaland	Orissa	
09-Atomic Energy Industries-								
001-Direction and Administration	0							1
101-Isotopes	286324							2
102-Atomic Fuels	157639							3
103-Thorium Extraction	0							4
104-Fabrication of Equipment	130988							5
106-Waste treatment facilities	120659							6
200-Common Facilities	377335							7
202-Nuclear Fuel Complex	4599987							8
203-Fuel Reprocessing	1103691							9
800-Other Expenditure	15202							10
Total: 09	6791825	0	0	0	0	0	0	11
60-Others-								
102-Foods & Beverages	0							12
789-Special Component Plan for Scheduled Castes	0							13
796-Tribal Area Sub-plan	0							14
Total: 60	0	0	0	0	0	0	0	15
80-General-								
001-Direction and Administration	494729	38703		17377				16
003-Industrial Education-Research and Training	2344977		1053	1970				17
101-Standardisation and Quality Control	141100	679						18
102-Industrial Productivity	447050	3135978						19
103-Tariff and Price Regulation	53988							20
191-Assistance to Local Bodies, Corporations etc.	0							21
195-Assistance to Co-operatives	0							22
196-Assistance to Zilla panchayats	27143							23
202-Textiles	0							24
789-Special Component Plan for Scheduled Castes	14625							25
792-Irrecoverable Loans Written Off	0							26
793-Special Central Assistance for Scheduled Caste Component Plan	1000							27
794-Special Assistance for Tribal Sub-plan	0							28
796-Tribal Area Sub-plan	572840							28
797-Transfer from/to Reserve Fund & Deposit Accounts	0	1667						28
798-International Co-operation	127364							30
800-Other Expenditure	4077819	4571	45	90439				31
909-Deduct Amount met from National Renewal fund	0							32
911-Deduct-Recoveries of Overpayments	-4494	-8						33
Total: 80	8298141	3181690	1098	109786	0	0	0	34
Total, Expenditure on Industries	162345466	3181690	17128	109786	6507	0	221436	35
Charged	2408							36
Voted	152343058	3181590	17128	109786	6507	0	221436	37

No. 36-A-2852-ACCOUNT of EXPENDITURE on INDUSTRIES for the year ended 31st March, 2006-Contd.

Item No.	STATE GOVERNMENTS								Total
	Punjab	Rajasthan	Sikkim	Tamil Nadu	Tripura	Uttar Pradesh	Uttarakhand	West Bengal	
1									0
2									286324
3									157639
4									0
5									130988
6									120659
7									377335
8									459987
9									1103691
10									15202
11	0	0	0	0	0	0	0	0	6791825
12								10400	10400
13								1400	1400
14								173	173
15	0	0	0	0	0	0	0	11973	11973
16		158565		28365		118954		16913	873606
17		20223		10				4881	2373114
18									141779
19		92017						4877	3679922
20				170					54158
21									0
22									0
23									27143
24									0
25		953							15578
26									0
27									1000
28									0
28									572840
28		5038							6705
30									127364
31	502976			4149		89100		2443761	7212860
32									0
33				46939					51441
34	502976	276796	0	14245	0	208054	0	2470432	16034628
35	502976	278967	138764	160641	0	1339650	0	3138742	161431562
36		42							2450
37	502976	278925	138764	150541	0	1339650	0	3138742	161429102

No. 35-B-4852-ACCOUNT of CAPITAL OUTLAY on IRON AND STEEL INDUSTRIES during and to the end of the year 2005-06

	(In thousands of rupees)	
	Expenditure	
	During the year	To end of the year
UNION GOVERNMENT		
01-Mining-		
190-Investments in Public Sector and other Undertakings	-	189436
797-Transfers to/from Reserve Funds and Deposit Accounts	-	-25043
800-Other Expenditure	-	76253690
901-Deduct-Receipts and Recoveries on Capital Account	-	-297970
Total: 01	0	76120113
02-Manufacture-		
190-Investments in Public Sector and other Undertakings	70000	48930049
Total: 02	70000	48930049
Total: Union Government	70000	125050162
STATE GOVERNMENTS		
ANDHRA PRADESH		
02-Manufacture-		
190-Investments in Public Sector and other Undertakings	-	10046
Total: Government of Andhra Pradesh	0	10046
ARUNACHAL PRADESH		
02-Manufacture-		
800-Other Expenditure	-	933
Total: Government of Arunachal Pradesh:	0	933
GUJARAT		
02-Manufacture-		
800-Other Expenditure	-	9
Total: Government of Gujarat	0	9
JAMMU AND KASHMIR		
01-Manufacture-		
800-Other Expenditure	-	36897
02-Manufacture-		
190-Investments in Public Sector and other Undertakings	-	4500
Total: Government of Jammu & Kashmir	0	41397

No. 35-B-4852-ACCOUNT of CAPITAL OUTLAY on IRON AND STEEL INDUSTRIES during and to the end of the year 2005-06-Conclid.

	(In thousands of rupees)	
	During the year	To end of the year
KARNATAKA		
02-Manufacture-		
190-Investments in Public Sector and other Undertakings	-	397186
800-Other Expenditure	68000	562450
Total: Government of Karnataka	68000	959636
MADHYA PRADESH		
01-Mining-		
190-Investments in Public Sector and other Undertakings	-	3504 (A)
Total: Government of Madhya Pradesh	0	3504
MIZORAM		
02-Manufacture-		
800-Other Expenditure	-	239
Total: Government of Mizoram	0	239
MANIPUR		
02-Manufacture-		
190-Investments in Public Sector and other Undertakings	66	23830
Total: Government of Manipur	66	23830
ORISSA		
01-Mining-		
800-Other Expenditure	-	232521
Total:01	0	232521
02-Manufacture-		
190-Investments in Public Sector and Other Undertakings	-	74237
800-Other Expenditure	987	41238
Total:02	987	115475
Total: Government of Orrisa	987	347996
RAJASTHAN		
01-Mining-		
190-Investments in Public Sector and other Undertakings	-	162
Total: Government of Rajasthan	0	162
TAMIL NADU		
01-Mining-		
800-Other Expenditure	-	2168
Total: Government of Tamil Nadu	0	2168
Total: Capital Outlay on Iron and Steel Industries	139053	126440082

(A) The amount is retained in M.P. pending allocation between M.P. and Chhattisgarh.

No. 35-C-6852-ACCOUNT of LOANS for IRON AND STEEL INDUSTRIES showing the amounts ADVANCED and REPaid during the year ended 31st March, 2006 and the BALANCES of such LOANS at the commencement and at the end of the year 2005-06-Contd.

Item No.	STATE GOVERNMENTS								Total carried over
	Gujarat	Haryana	Himachal Pradesh	Jammu and Kashmir	Jharkhand	Karnataka	Kerala	Madhya Pradesh	
1						909			865851
2									140000
3									0
4	0	0	0	0	0	909	0	0	1005851
5						3430950			13635752
6						275085			355085
7									0
8	0	0	0	0	0	3706035	0	0	13990837
9	0	0	0	0	0	3431859	0	0	14501603
10	0	0	0	0	0	275085	0	0	495085
11	0	0	0	0	0	0	0	0	0
12	0	0	0	0	0	3706944	0	0	14996689
13									0

Loans and Advances

No. 35-C-6852-ACCOUNT of LOANS for IRON AND STEEL INDUSTRIES showing the amounts ADVANCED and REPAYD during the year ended 31st March, 2006 and the BALANCES of such LOANS at the commencement and at the end of the year 2005-06-Contd.

	Total brought forward	STATE GOVERNMENTS						Item No.
		Maharashtra	Manipur	Meghalaya	Mizoram	Nagaland	Orissa	
(In thousands of rupees)								
01-Mining-								
190-Loans to Public Sector and other Undertakings-								
Balance 1st April, 2005	668861							1
Advanced during the year	140000							2
Repaid during the year	0							3
Balance 31st March, 2006	1005851	0	0	0	0	0	0	4
02-Manufacture-								
190-Loans to Public Sector and other Undertakings-								
Balance 1st April, 2005	13635752							5
Advanced during the year	395085							6
Repaid during the year	0							7
Balance 31st March, 2006	13990837	0	0	0	0	0	0	8
Total: Loans for Iron and Steel Industries-								
Balance 1st April, 2006	14501803	0	0	0	0	0	0	8
Advanced during the year	495085	0	0	0	0	0	0	10
Repaid during the year	0	0	0	0	0	0	0	11
Balance 31st March, 2006	14996888	0	0	0	0	0	0	12
Interest received and credited to revenue	0							13

No. 35-C-6852-ACCOUNT of LOANS for IRON AND STEEL INDUSTRIES showing the amounts ADVANCED and REPAYED during the year ended 31st March, 2006 and the BALANCES of such LOANS at the commencement and at the end of the year 2005-06-Concl'd.

Item No.	STATE GOVERNMENTS								(In thousands of rupees)
	Punjab	Rajasthan	Sikkim	Tamil Nadu	Tripura	Uttar Pradesh	Uttaranchal	West Bengal	Total
1									865851
2									140000
3									0
4	0	0	0	0	0	0	0	0	1005851
5				227745					13863497
6				-1					355084
7				2124					2124
8	0	0	0	225620	0	0	0	0	14216457
9	0	0	0	227745	0	0	0	0	14729348
10	0	0	0	-1	0	0	0	0	495084
11	0	0	0	2124	0	0	0	0	2124
12	0	0	0	225620	0	0	0	0	15222308
13									0

Loans and Advances

No. 36-0853-ACCOUNT of RECEIPTS from NON-FERROUS MINING AND METALLURGICAL INDUSTRIES for the year ended 31st March, 2006

(In thousands of rupees)

	Union Government	U.T. Govt. Puduchery	STATEMENT GOVERNMENTS						Item No.
			Andhra Pradesh	Arunachal Pradesh	Assam	Bihar	Chhattisgarh	NCT Delhi	
101-Geological Survey of India	131263			12		152	79470		1
102-Mineral concession fees, rents and royalties	772	3299	10203708			1003331	304755		2
103-Receipts under the Carbide of Calcium Rules			2719				71		3
104-Mines Department	4360						1860608		4
201-Departmental working of Jhama Kotra Rock Phosphate									5
202-Departmental Management scheme of Steel Line Stone of Sanuramgarh Area									6
501-Services and Service Fees									7
800-Other Receipts	34129	1495	419247	249394	4296	5571	4969081	876	8
900-Deduct-Refunds							-21	-2804	9
Total: Receipts from Non-ferrous Mining and Metallurgical Industries	170524	4794	10625674	249406	4296	1009033	7211181	876	10

No. 36-0853-ACCOUNT of RECEIPTS from NON-FERROUS MINING AND METALLURGICAL INDUSTRIES for the year ended 31st March, 2006-Contd.

(In thousands of rupees)

	Total brought forward	STATE GOVERNMENTS							Item No.
		Madhya Pradesh	Maharashtra	Manipur	Meghalaya	Mizoram	Nagaland	Orissa	
101-Geological Survey of India	210897								1
102-Mineral concession fees, rents and royalties	37217870		6260547	43	862915	3259		1877278	2
103-Receipts under the Carbide of Calcium Rules	3519								3
104-Mines Department	10469057				9271				4
201-Departmental working of Jhama Kotra Rock Phosphate	0								5
202-Departmental Management scheme of Steel Line Stone of Sanuramgarh Area	0								6
501-Services and Service Fees	0		566850						7
800-Other Receipts	6130313	8163107	159263		103452		477	6173014	8
900-Deduct-Refunds	-6086	-10029	-6690						9
Total: Receipts from Non-ferrous Mining and Metallurgical Industries	54025670	8163078	6979970	43	975638	3259	477	8050292	10

No. 36-0853-ACCOUNT of RECEIPTS from NON-FERROUS MINING AND METALLURGICAL INDUSTRIES for the year ended 31st March, 2006-Contd.

Item No.	STATE GOVERNMENTS								Total carried over
	Goa	Gujarat	Haryana	Himachal Pradesh	Jammu and Kashmir	Jharkhand	Karnataka	Kerala	
1									210897
2	269383	18669053	1276307	416124	85126	1513852	3229349	242811	37217870
3		631						98	3519
4						8603728		361	10469057
5									0
6									0
7									0
8	2102	132183	249719	12867	276	13912	27494	7671	6130313
9		-93					-3168		-6086
10	271485	18801774	1526026	428991	85402	10131492	3253675	250941	54025570

No. 36-0853-ACCOUNT of RECEIPTS from NON-FERROUS MINING AND METALLURGICAL INDUSTRIES for the year ended 31st March, 2006-Concl'd.

Item No.	STATE GOVERNMENTS							Total	
	Punjab	Rajasthan	Sikkim	Tamil Nadu	Tripura	Uttar Pradesh	Uttarakhand		West Bengal
1	152								211049
2	107002	7809745		4185181		2051134	520000	198034	61093008
3									3519
4		331062				14337			10823727
5									0
6									0
7				37					566887
8	730		1035	1136000		1488561	9702	739	23366393
9				-664438		-8037			-695280
10	107884	8140807	1035	4656780	0	3545995	529702	198773	95369303

Economic Services

No. 36-A-2853-ACCOUNT of EXPENDITURE on NON-FERROUS MINING AND METALLURGICAL INDUSTRIES for the year ended 31st March, 2006

	Union Government	U.T. Govt. Puducherry	STATE GOVERNMENTS							Item No.
			Andhra Pradesh	Arunachal Pradesh	Assam	Bihar	Chhattisgarh	NCT Delhi	Goa	
01-Geological Survey of India-										
001-Direction and Administration	2170969									1
003-Training	7979									2
004-Research and Development	33521									3
005-Investigation	2803									4
101-Survey and Mapping	236690									5
102-Mineral Exploration	109441									6
200-Other Exploration	949									7
796-Tribal Area Sub-plan										8
800-Other Expenditure	550282						1661			9
900-Deduct-Refunds										10
Total: 01	3112634	0	0	0	0	0	1661	0	0	11
02-Regulation and Development of Mines-										
001-Direction and Administration			103040	9620	17449	40227	91440	380	7308	12
003-Training										13
004-Research and Development	44697				2775					14
101-Survey and Mapping					31535		3924			15
102-Mineral Exploration	143938					14869			528	16
104-Bureau of Mines	298109									17
190-Assistance to Public Sector and Other Undertakings for Mineral Exploration										18
796-Tribal Area Sub-plan										19
797-Transfer to/from Reserve Fund and Deposit Account							100000			20
798-International Co-operation	1637									21
800-Other Expenditure	28371						37566		89	22
911-Deduct - Recoveries of Overpayment									4	23
Total: 02	516752	0	103040	9620	51759	55096	232930	380	7921	24
80-General-										
800-Other Expenditure										25
Total : 80	0	0	0	0	0	0	0	0	0	26
Total: Expenditure on Non-ferrous Mining and Metallurgical Industries	3629386	0	103040	9620	51759	55096	234591	380	7921	27
Charged	1153		170							28
Voled	3628233	0	102870	9620	51759	55096	234591	380	7921	29

**No. 36-A-2853-ACCOUNT of EXPENDITURE on NON-FERROUS MINING AND METALLURGICAL INDUSTRIES for the
year ended 31st March, 2006-Contd.**

Item No.	STATE GOVERNMENTS								Total carried over
	Gujarat	Haryana	Himachal Pradesh	Jammu and Kashmir	Jharkhand	Karnataka	Kerala	Madhya Pradesh	
1									2170969
2									7979
3									33521
4									2803
5									236690
6									109441
7									949
8									0
9									551943
10									0
11	0	0	0	0	0	0	0	0	3114296
12	88982	32835		111466	38772	34752	29913	40125	646309
13	191					3929	89		4209
14							78	1410	48960
15	18250							12618	66327
16	5223		32985		61342	29854	5240	26974	320953
17									298109
18									0
19			1510		29177				30687
20									100000
21									1637
22	57180	49550						250000	422756
23							-7167		-7171
24	169826	82386	34496	111466	129291	68636	28153	331127	1932776
25									0
26	0	0	0	0	0	0	0	0	0
27	169826	82386	34496	111466	129291	68636	28153	331127	5047071
28									1323
29	169826	82386	34496	111466	129291	68636	28153	331127	5045748

Economic Services

No. 36-A:2853-ACCOUNT of EXPENDITURE on NON-FERROUS MINING AND METALLURGICAL INDUSTRIES for the year ended 31st March, 2006-Contd.

(In thousands of rupees)

	Total brought forward	STATE GOVERNMENTS						Item No.
		Maharashtra	Manipur	Meghalaya	Mizoram	Nagaland	Orissa	
01-Geological Survey of India-								
001-Direction and Administration	2170969							1
003-Training	7979							2
004-Research and Development	33521							3
005-Investigation	2803							4
101-Survey and Mapping	236690							5
102-Mineral Exploration	109441							6
200-Other Exploration	949							7
796-Tribal Area Sub-plan	0							8
800-Other Expenditure	551943							9
900-Deduct-Refunds	0							10
Total: 01	3114295	0	0	0	0	0	0	11
02-Regulation and Development of Mines-								
001-Direction and Administration	646309	17804	13161	16149	15818	15482	68414	12
003-Training	4209							13
004-Research and Development	48960	272		4942			5124	14
101-Survey and Mapping	66327			3812	3655	20219		15
102-Mineral Exploration	320953	565964	999	13832		24455	56763	16
104-Bureau of Mines	298109							17
190-Assistance to Public Sector and Other Undertakings for Mineral Exploration	0							18
796-Tribal Area Sub-plan	30687							19
797-Transfer to/from Reserve Fund and Deposit Account	100000	500000						20
798-International Co-operation	1637							21
800-Other Expenditure	422756			323365		300		22
911-Deduct - Recoveries of Overpayment	-7171							23
Total: 02	1932776	1084040	14160	362100	19473	60456	130301	24
80-General-								
800-Other Expenditure	0							25
Total : 80	0	0	0	0	0	0	0	26
Total: Expenditure on Non-ferrous Mining and Metallurgical Industries	5047071	1084040	14160	362100	19473	60456	130301	27
Charged	1323							28
Voted	5045748	1084040	14160	362100	19473	60456	130301	29

No. 36-A-2853-ACCOUNT of EXPENDITURE on NON-FERROUS MINING AND METALLURGICAL INDUSTRIES for the year ended 31st March, 2006-Concl'd.

(In thousands of rupees)

Item No.	STATE GOVERNMENTS								Total
	Punjab	Rajasthan	Sikkim	Tamil Nadu	Tripura	Uttar Pradesh	Uttaranchal	West Bengal	
1									2170969
2									7979
3									33521
4									2803
5									236690
6									109441
7									949
8									0
9									55194
10									0
11	0	0	0	0	0	0	0	0	3114295
12		298447	13643			28287	22911	5936	1162361
13						111618			115827
14			2198			50000			111496
15		2943		33576					130532
16	2756	38952	1846	9040				16302	1051862
17									298109
18									0
19		1896							32583
20									600000
21									1637
22									746421
23									-7171
24	2756	342238	17687	42616	0	189905	22911	22238	4243657
25									
26	0	0	0	0	0	0	0	0	0
27	2756	342238	17687	42616	0	189905	22911	22238	7357952
28		785							2108
29	2756	341453	17687	42616	0	189905	22911	22238	7355844

@ Includes Rs.13 thousands as clearance of O.B. suspense pertaining to the year 2003-04 and 2004-05.

Economic Services

**No. 36-B-4853-ACCOUNT of CAPITAL OUTLAY on NON-FERROUS MINING AND METALLURGICAL INDUSTRIES
during and to the end of the year 2005-06**

	(In thousands of rupees)	
	Expenditure	
	During the year	To end of the year
UNION GOVERNMENT		
01-Mineral Exploration and Development-		
190-Investments in Public Sector and Other Undertakings	10000	387500
800-Other Expenditure	1077	1142496
Total: 01	11077	1529996
02-Non-Ferrous Metals-		
004-Research and Development	--	-235450
190-Investments in Public Sector and Other Undertakings	--	3105582
800-Other Expenditure	--	20652526
Total: 02	0	23522658
60-Other Mining and Metallurgical Industries-		
190-Investments in Public Sector and Other Undertakings	--	530273
797-Transfer to/from Reserves Funds and Deposit Accounts	--	-6261
800-Other Expenditure	--	1966837
901-Deducts-Receipts and Recoveries on Capital Account	--	-74492
Total: 60	0	2416357
Total: Union Government	11077	27469011
STATE GOVERNMENTS		
ANDHRA PRADESH		
01-Mineral Exploration and Development-		
190-Investments in Public Sector and Other Undertakings	--	8913716
60-Other Mining and Metallurgical Industries-		
190-Investments in Public Sector and Other Undertakings	--	21
797-Transfer to/from Reserve Funds and Deposit Accounts	--	-1000
Total: Government of Andhra Pradesh	0	8912737
ASSAM		
01-Mineral Exploration and Development-		
190-Investments in Public Sector and Other Undertakings	--	49851
800-Other Expenditure	--	1667
Total: Government of Assam	0	51518
ARUNACHAL PRADESH		
60-Other Mining and Metallurgical Industries-		
190-Investments in Public Sector and Other Undertakings	11521	35230
800-Other Expenditure	2570	9370
Total: Government of Arunachal Pradesh	14091	44600

**No. 38-B-4853-ACCOUNT of CAPITAL OUTLAY on NON-FERROUS MINING AND METALLURGICAL INDUSTRIES
during and to the end of the year 2005-06-Contd.**

	(In thousands of rupees)	
	Expenditure	
	During the year	To end of the year
BIHAR		
01-Mineral Exploration and Development-		
190-Investment in Public Sector and Other Undertakings		43548
796-Tribal Area Sub-plan		55187
Total: Government of Bihar	0	98735
CHHATTISGARH		
01-Mineral Exploration and Development-		
190-Investments in Public Sector and Other Undertakings	100000	110000
Total -01	100000	110000
02-Non Ferrous Metals-		
190-Investments in Public Sector and other Undertakings		
800-Other expenditure		
60-Other Mining and Metallurgical Industries-		
190-Investments in Public sector and Other Undertakings		
796-Tribal Area Sub-Plan		
800-Other expenditure		
Total: Government of Chhattisgarh	100000	110000
NCT DELHI		
60-Other Mining and Metallurgical Industries-		
190-Investments in Public Sector and Other Undertakings		31800
Total: Government of NCT Delhi	0	31800
GOA		
01-Mineral Exploration and Development-		
800-Other Expenditure		20
60-Other Minings and Metallurgical Industries-		
800-Other Expenditure	361	513
Total: Government of Goa	361	533
GUJARAT		
01-Mineral Exploration and Development-		
004-Research and Development		4113
190-Investments in Public Sector and Other Undertakings		31800
Total: Government of Gujarat	0	35913

Economic Services

**No. 36-B-4853-ACCOUNT OF CAPITAL OUTLAY on NON-FERROUS MINING AND METALLURGICAL INDUSTRIES
during and to the end of the year 2005-06-Contd.**

	(In thousands of rupees)	
	During the year	To end of the year
HIMACHAL PRADESH		
01-Mineral Exploration and Development-		
190-Investments in Public Sector and Other Undertakings	--	1200
Total: Government of Himachal Pradesh	0	1200
JAMMU AND KASHMIR		
01-Mineral Exploration and Development-		
190-Investments in Public Sector and Other Undertakings	--	161844
800-Other Expenditure	16426	218887
60-General		
800-Other Expenditure	700	2594
Total: Government of Jammu & Kashmir	17126	383325
JHARKHAND		
02-Non-Ferrous Metals-		
190-Investment in Public Sector & Other Undertakings	40049	20000
Total : Government of Jharkhand	40049	20000
KARNATAKA		
01-Mineral Exploration and Development-		
004-Research and Development	--	7068
02-Non-ferrous Metals-		
190-Investments in Public Sector and Other Undertakings	--	24903
Total: Government of Karnataka	0	31971
KERALA		
01-Mineral Exploration and Development-		
190-Investments in Public Sector and Other Undertakings	--	12566
02-Non-ferrous Metals-		
190-Investments in Public Sector and Other Undertakings	--	2005
60-Other Mining and Metallurgical Industries-		
190-Investments in Public Sector and Other Undertakings	--	309327
Total: Government of Kerala	0	323898
MADHYA PRADESH		
01-Mineral Exploration and Development-		
004-Research and Development	--	5533
190-Investments in Public Sector and Other Undertakings	--	1258
796-Tribal Area Sub-plan	--	43
800-Other Expenditure	--	1809
Total: 01	0	8643
02-Non-ferrous Metals-		
190-Investments in Public Sector and Other Undertakings	--	15165
800-Other Expenditure	487	16747
Total: 02	487	31912
60-Other Mining and Metallurgical Industries-		
190-Investments in Public Sector and Other Undertakings	--	5198
796-Tribal Area Sub-plan	--	15284
800-Other Expenditure	--	1645
Total: 60	0	22127
Total: Government of Madhya Pradesh	487	62682

**No. 36-B-4853-ACCOUNT of CAPITAL OUTLAY on NON-FERROUS MINING AND METALLURGICAL INDUSTRIES
during and to the end of the year 2005-06-Contd.**

	(In thousands of rupees)	
	Expenditure	
	During the year	To end of the year
MAHARASHTRA		
01-Mineral Exploration and Development-		
190-Investments in Public Sector and Other Undertakings		26544
60-Other Mining and Metallurgical Industries-		
190-Investments in Public Sector and Other Undertakings		1240
Total: Government of Maharashtra	0	27784
MANIPUR		
01-Mineral Exploration and Development-		
800-Other Expenditure		2978
02-Non-ferrous Metals-		
800-Other Expenditure		859
Total: Government of Manipur	0	3837
MEGHALAYA		
02-Non-Ferrous Metals-		
190-Investments in Public Sector and other Undertakings		23897
800-Other Expenditure		125
Total: Government of Meghalaya	0	24022
MIZORAM		
02-Non-ferrous Metals-		
800-Other Expenditure		4080
60-Other Mining and Metallurgical Industries-		
800-Other Expenditure		(A) -378
Total: Government of Mizoram	0	3702
NAGALAND		
01-Mineral Exploration and Development-		
800-Other Expenditure		33678
60-Other Mining and Metallurgical Industries-		
190-Investments in Public Sector and Other Undertakings	139940	320377
800-Other Expenditure	2212	138226
Total: Government of Nagaland	142152	492281
ORISSA		
01-Mineral Exploration and Development-		
190-Investments in Public Sector and Other Undertakings		314083
796-Tribal Area Sub-plan		36
800-Other Expenditure		2396
Total: 01	0	316515
02-Non-ferrous Metals-		
004-Research and Development		795
796-Tribal Area Sub-plan		690
Total: 02	0	1485
60-Other Mining and Metallurgical Industries-		
004-Research and Development		354
800-Other Expenditure	-35567	359560
901-Deduct-Receipts and Recoveries on Capital Account		-33713
Total: 60	-35567	326201
Total: Government of Orissa	-35567	644201 (B)

(A) The minus balance is under investigation.

(B) Difference of Rs. 1 thousand is due to rounding.

Economic Services

**No. 36-B-4853-ACCOUNT of CAPITAL OUTLAY on NON-FERROUS MINING AND METALLURGICAL INDUSTRIES
during and to the end of the year 2005-06-Contd.**

	(In thousands of rupees)	
	During the year	To end of the year
Punjab		
60-Other Mining and Metallurgical Industries	-	9
800-Other Expenditure	-	-
Total: Government of Punjab	0	9
RAJASTHAN		
01-Mineral Exploration and Development-		
004-Research and Development	13090	467909
190-Investments in Public Sector and other Undertakings	-	318197
796-Tribal Area Sub-plan	900	618768
Total: 01	13990	1404874
60-Other Mining and Metallurgical Industries		
800-Other Expenditure	-	-60634
Total: 60	0	-60634
Total: Government of Rajasthan	13990	1344240
SIKKIM		
01-Mineral Exploration and Development-		
004-Research and Development	419	2992
60-Other Mining and Metallurgical Industries-		
190-Investments in Public Sectors and other Undertakings	-	61149
800-Other Expenditure	-	2094
Total: Government of Sikkim	419	66235
TAMIL NADU		
01-Mineral Exploration and Development-		
190-Investments in Public Sector and other Undertakings	-	26143
800-Other Expenditure	-	3488
Total: 01	0	29631
02-Non-ferrous Metals-		
190-Investments in Public Sector and other Undertakings	-	5
Total: 02	0	5
60-Other Mining and Metallurgical Industries-		
190-Investments in Public Sector and other Undertakings	-	167500
800-Other Expenditure	-	1570
Total: 60	0	169070
Total: Government of Tamil Nadu	0	198706

**No. 36-B-4853-ACCOUNT of CAPITAL OUTLAY on NON-FERROUS MINING AND METALLURGICAL INDUSTRIES
during and to the end of the year 2005-06-Concl'd.**

	(In thousands of rupees)	
	Expenditure.	
	During the year	To end of the year
UTTAR PRADESH		
01-Mineral Exploration and Development-		
190-Investments in Public Sector and Other Undertakings		563680
Total: 01	0	563680
60-Other Mining and Metallurgical Industries-		
004-Research and Development	3828	10203
800-Other Expenditure		5340
Total-60	3828	15543
Total: Government of Uttar Pradesh	3828	579223 (A)
UTTARAKHAND		
01-Mineral Exploration and Development-		
190-Investments in Public Sector and Other Undertakings		
Total: 01	0	0
60-Other Mining and Metallurgical Industries-		
800-Other Expenditure		
Total: 60	0	0
Total: Government of Uttarakhand	0	0
WEST BENGAL		
01-Mineral Exploration and Development-		
800-Other Expenditure		91
Total: Government of West Bengal	0	91
Total: Capital Outlay on Non-ferrous Mining and Metallurgical Industries	308013	4096254

(A) Includes Rs.568696 (thousands) yet to be allocated between U.P. and Uttarakhand.

Economic Services

No. 36-C-6853--ACCOUNT of LOANS for NON-FERROUS MINING AND METALLURGICAL INDUSTRIES showing the amounts
ADVANCED and REPAID during the year ended 31st March, 2006 and the BALANCES of such LOANS at the
commencement and at the end of the year 2005-06-Contd.

Item No.	STATE GOVERNMENTS								Total carried over
	Gujarat	Haryana	Himachal Pradesh	Jammu and Kashmir	Jharkhand	Karnataka	Kerala	Madhya Pradesh	
1								319	50072
2									0
3									0
4	0	0	0	0	0	0	0	319	50072
5									1293
6									0
7									0
8	0	0	0	0	0	0	0	0	1293
9				18616					18616
10									0
11									0
12	0	0	0	18616	0	0	0	0	18616
13						237778			2489468
14									0
15									0
16	0	0	0	0	0	237778	0	0	2489468
17									0
18									0
19									0
20	0	0	0	0	0	0	0	0	0

Loans and Advances

**No. 35-C-6853--ACCOUNT of LOANS for NON-FERROUS MINING AND METALLURGICAL INDUSTRIES showing the amounts
ADVANCED and REPAYED during the year ended 31st March, 2006 and the BALANCES of such LOANS at the
commencement and at the end of the year 2005-06-Contd.**

(In thousands of rupees)

Item No.	STATE GOVERNMENTS								Total
	Punjab	Rajasthan	Sikkim	Tamil Nadu	Tripura	Uttar Pradesh	Uttarakhand	West Bengal	
1				13479					63551
2									0
3				20000					20000
4	0	0	0	(A) -6521	0	0	0	0	43551
5									1293
6									0
7									0
8	0	0	0	0	0	0	0	0	1293
9									18616
10									0
11									0
12	0	0	0	0	0	0	0	0	18616
13									2489468
14									0
15									0
16	0	0	0	0	0	0	0	0	2489468
17									0
18									0
19									0
20	0	0	0	0	0	0	0	0	0

(A) Minus balance is under examination.

Loans and Advances

**No. 36-C-8853--ACCOUNT of LOANS for NON-FERROUS MINING AND METALLURGICAL INDUSTRIES showing the amounts
ADVANCED and REPAYED during the year ended 31st March, 2006 and the BALANCES of such LOANS at the
commencement and at the end of the year 2005-06-Contd.**

	Union Government	U.T. Govt. Puducherry	STATE GOVERNMENTS							Item No.
			Andhra Pradesh	Arunachal Pradesh	Assam	Bihar	Chhattisgarh	NCT Delhi	Goa	
600-Other Loans-										
Balance 1st April, 2005										1
Advanced during the year										2
Repaid during the year										3
Balance 31st March, 2006	0	0	0	0	0	0	0	0	0	4
60-Other mining and Metallurgical Industries-										
100-Loans to Public Sector and other Undertakings-										
Balance 1st April, 2005	371792									5
Advanced during the year	250000									6
Repaid during the year										7
Balance 31st March, 2006	621792	0	0	0	0	0	0	0	0	8
700-Tribal Area Sub-plan-										
Balance 1st April, 2005										9
Advanced during the year										10
Repaid during the year										11
Balance 31st March, 2006	0	0	0	0	0	0	0	0	0	12
800-Other Loans-										
Balance 1st April, 2005			2					500		13
Advanced during the year										14
Repaid during the year										15
Balance 31st March, 2006	0	0	2	0	0	0	0	500	0	16
Total: Loans for non-Ferrous Mining and Metallurgical Industries-										
Balance 1st April, 2005	2666220	0	2	1500	0	(A) 6693	115	500	0	17
Advanced during the year	250000	0	0	0	0	0	0	0	0	18
Repaid during the year	0	0	0	0	0	0	0	0	0	19
Balance 31st March, 2006	2916220	0	2	1500	0	6693	115	500	0	20
Interest received and credited to revenue										21

(A) Includes the balances yet to be apportioned between Bihar and Jharkhand.

**No. 36-C-6853--ACCOUNT of LOANS for NON-FERROUS MINING AND METALLURGICAL INDUSTRIES showing the amounts
ADVANCED and REPAYED during the year ended 31st March, 2006 and the BALANCES of such LOANS at the
commencement and at the end of the year 2005-06-Contd.**

Item No.	STATE GOVERNMENTS									Total carried over
	Gujarat	Haryana	Himachal Pradesh	Jammu and Kashmir	Jharkhand	Karnataka	Kerala	Madhya Pradesh		
1										0
2										0
3										0
4	0	0	0	0	0	0	0	0	0	0
5								8471		380263
6										250000
7										0
8	0	0	0	0	0	0	0	8471	0	630263
9										0
10										0
11										0
12	0	0	0	0	0	0	0	0	0	0
13				1200						1702
14										0
15										0
16	0	0	0	1200	0	0	0	0	0	1702
17	0	0	0	19816	0	237778	8471	319		2941414
18	0	0	0	0	0	0	0	0		250000
19	0	0	0	0	0	0	0	0		0
20	0	0	0	19816	0	237778	8471	319		3191414
21										0

Loans and Advances

**No. 36-C-6853--ACCOUNT of LOANS for NON-FERROUS MINING AND METALLURGICAL INDUSTRIES showing the amounts
ADVANCED and REPAYED during the year ended 31st March, 2006 and the BALANCES of such LOANS at the
commencement and at the end of the year 2005-06-Contd.**

	Total brought forward	STATE GOVERNMENTS						Item No.
		Maharashtra	Manipur	Meghalaya	Mizoram	Nagaland	Orissa.	
800-Other Loans-								
Balance 1st April, 2005	0							1
Advanced during the year	0							2
Repaid during the year	0							3
Balance 31st March, 2006	0	0	0	0	0	0	0	4
60-Other mining and Metallurgical Industries-								
190-Loans to Public Sector and other Undertakings-								
Balance 1st April, 2005	380263							5
Advanced during the year	250000							6
Repaid during the year	0							7
Balance 31st March, 2006	630263	0	0	0	0	0	0	8
796-Tribal Area Sub-plan-								
Balance 1st April, 2005	0							9
Advanced during the year	0							10
Repaid during the year	0							11
Balance 31st March, 2006	0	0	0	0	0	0	0	12
800-Other Loans-								
Balance 1st April, 2005	1702						80000	13
Advanced during the year	0							14
Repaid during the year	0							15
Balance 31st March, 2006	1702	0	0	0	0	0	80000	16
Total: Loans for non-Ferrous Mining and Metallurgical Industries-								
Balance 1st April, 2005	2941414	0	0	0	0	0	80000	17
Advanced during the year	250000	0	0	0	0	0	0	18
Repaid during the year	0	0	0	0	0	0	0	19
Balance 31st March, 2006	3191414	0	0	0	0	0	80000	20
Interest received and credited to revenue	0							21

No. 36-C-6853--ACCOUNT of LOANS for NON-FERROUS MINING AND METALLURGICAL INDUSTRIES showing the amounts
ADVANCED and REPAID during the year ended 31st March, 2006 and the BALANCES of such LOANS at the
commencement and at the end of the year 2005-06-Concid.

(In thousands of rupees)

Item No.	STATE GOVERNMENTS								Total
	Punjab	Rajasthan	Sikkim	Tamil Nadu	Tripura	Uttar Pradesh	Uttarakhand	West Bengal	
1									0
2									0
3									0
4	0	0	0	0	0	0	0	0	0
5		17698		238775		180577			817313
6									250000
7		14672							14672
8	0	3026	0	238775	0	180577	0	0	1052641
9									0
10									0
11									0
12	0	0	0	0	0	0	0	0	0
13		108							81810
14									0
15									0
16	0	108	0	0	0	0	0	0	81810
17	0	17806	0	252254	0	(A) 180577	0	0	3472951
18	0	0	0	0	0	0	0	0	250000
19	0	14672	0	20000	0	0	0	0	34672
20	0	3134	0	232254	0	180577	0	0	3687379
21									0

(A) Rs. 180577 thousands retained in U.P. pending allocation.

Loans and Advances

No. 37-B-4854-ACCOUNT of CAPITAL OUTLAY on CEMENT AND NON-METALLIC MINERAL INDUSTRIES during and to the end of the year 2005-06

	(In thousands of rupees)	
	Expenditure	
	During the year	To end of the year
UNION GOVERNMENT		
01-Cement-		
190-Investments in Public Sector and Other Undertakings	175450	2092400
800-Other Expenditure	--	1976350
Total: Union Government	175450	4068750
STATE GOVERNMENTS		
ANDHRA PRADESH		
01-Cement-		
800-Other Expenditure	--	2184
Total: Government of Andhra Pradesh	0	2184
GUJARAT		
01-Cement-		
190-Investments in Public Sector and Other Undertakings	--	160
Total: Government of Gujarat	0	160
HARYANA		
01-Cement-		
190-Investments in Public Sector and Other Undertakings	--	256
Total: Government of Haryana	0	256
JAMMU AND KASHMIR		
01-Cement-		
004-Research and Development	--	2406
Total: Government of Jammu & Kashmir	0	2406
KARNATAKA		
01-Cement-		
190-Investments in Public Sector and Other Undertakings	--	4178
Total: Government of Karnataka	0	4178
KERALA		
01-Cement-		
190-Investments in Public Sector and Other Undertakings	--	262824
800-Other Expenditure	--	25
Total: Government of Kerala	0	262849
MADHYA PRADESH		
01-Cement-		
190-Investments in Public Sector and Other Undertakings	--	333
Total: Government of Madhya Pradesh	0	(A) 333

(A) The amount is retained in M.P. pending allocation between M.P. and Chhattisgarh.

No. 37-B-4854-ACCOUNT of CAPITAL OUTLAY on CEMENT AND NON-METALLIC MINERAL INDUSTRIES during and to the end of the year 2005-06-Concl'd.

	(In thousands of rupees)	
	During the year	To end of the year
MANIPUR		
01-Cement-		
190-Investments in Public Sector and Other Undertakings	131	27659
Total: Government of Manipur	131	27659
MEGHALAYA		
01-Cement-		
190-Investments in Public Sector and other Undertakings-	--	131843
Total: Government of Meghalaya	0	131843
ORISSA		
01-Cement-		
190-Investments in Public Sector and Other Undertakings	--	--
Total: Government of Orissa	0	0
PUNJAB		
01-Cement		
190-Investments in Public Sector and Other Undertakings	--	145
Total: Government of Punjab	0	145
TAMIL NADU		
01-Cement-		
190-Investments in Public Sector and Other Undertakings	--	1000
800-Other Expenditure	--	4275
Total: Government of Tamil Nadu	0	5275
UTTAR PRADESH		
01-Cement-		
190-Investments in Public Sector and Other Undertakings	--	546015
60-Others		
800-Other Expenditure	--	-41168
Total: Government of Uttar Pradesh	0	506847
UTTARAKHAND		
01-Cement-		
190-Investments in Public Sector and Other Undertakings	--	--
60-Others		
800-Other Expenditure	--	--
Total: Government of Uttarakhand	0	0
Total: Capital Outlay on Cement and Non-Metallic Mineral Industries	175581	5012885

(A) The amount is retained in U.P. pending allocation between U.P. and Uttarakhand.

**No. 37-C-6854-ACCOUNT of LOANS for CEMENT AND NON-METALLIC MINERAL INDUSTRIES showing the amounts
ADVANCED and REPAYED during the year ended 31st March, 2006 and the BALANCES of such LOANS at the
commencement and at the end of the year 2005-06**

	Union Government	U.T. Govt. Puducherry	STATE GOVERNMENTS							Item No.
			Andhra Pradesh	Arunachal Pradesh	Assam	Bihar	Chhattisgarh	NCT Delhi	Goa	
(In thousands of rupees)										
01-Cement-										
190-Loans to Public Sector and other Undertakings-										
Balance 1st April, 2005	5543761						5885			1
Advanced during the year	1376985									2
Repaid during the year										3
Balance 31st March, 2006	6920746	0	0	0	0	0	5885	0	0	4
800-Other Loans-										
Balance 1st April, 2005					5500					5
Advanced during the year										6
Repaid during the year										7
Balance 31st March, 2006	0	0	0	0	5500	0	0	0	0	8
60-Others-										
190-Loans to Public Sector and other Undertakings-										
Balance 1st April, 2005										9
Advanced during the year										10
Repaid during the year										11
Balance 31st March, 2006	0	0	0	0	0	0	0	0	0	12
Total: Loans for Cement and Non-metallic Mineral Industries-										
Balance 1st April, 2005	5543761	0	0	0	5500	(A) 5885	0	0	0	13
Advanced during the year	1376985	0	0	0	0	0	0	0	0	14
Repaid during the year	0	0	0	0	0	0	0	0	0	15
Balance 31st March, 2006	6920746	0	0	0	5500	5885	0	0	0	16
Interest received and credited to revenue										17

(A) Includes the amount retained in Bihar pending allocation.

COMBINED FINANCE AND REVENUE ACCOUNTS OF THE UNION AND STATE GOVERNMENTS IN INDIA FOR THE YEAR 2005-06

No. 37-C-6854-ACCOUNT of LOANS for CEMENT AND NON-METALLIC MINERAL INDUSTRIES showing the amounts
ADVANCED and REPAYED during the year ended 31st March, 2006 and the BALANCES of such LOANS at the
commencement and at the end of the year 2005-06-Contd.

Item No.	STATE GOVERNMENTS								Total carried over
	Gujarat	Haryana	Himachal Pradesh	Jammu and Kashmir	Jharkhand	Karnataka	Kerala	Madhya Pradesh	
1							21903		5571549
2									1376985
3							1382		1382
4	0	0	0	0	0	0	20521	0	6947152
5		480							5980
6									0
7									0
8	0	480	0	0	0	0	0	0	5980
9							5000		5000
10									0
11									0
12	0	0	0	0	0	0	5000	0	5000
13	0	480	0	0	0	0	26903	0	5582529
14	0	0	0	0	0	0	0	0	1376985
15	0	0	0	0	0	0	1382	0	1382
16	0	480	0	0	0	0	25521	0	6958132
17									0

Loans and Advances

COMBINED FINANCE AND REVENUE ACCOUNTS OF THE UNION AND STATE GOVERNMENTS IN INDIA FOR THE YEAR 2005-06

No. 37-C-6854-ACCOUNT of LOANS for CEMENT AND NON-METALLIC MINERAL INDUSTRIES showing the amounts
ADVANCED and REPAYED during the year ended 31st March, 2006 and the BALANCES of such LOANS at the
commencement and at the end of the year 2005-06-Concl'd.

Item No.	STATE GOVERNMENTS								(In thousands of rupees)
	Punjab	Rajasthan	Sikkim	Tamil Nadu	Tripura	Uttar Pradesh	Uttarakhand	West Bengal	Total
1						1105451			6680980
2				48700					1425685
3									1382
4	0	0	0	48700	0	1105451	0	0	8105283
5									5980
6									0
7									0
8	0	0	0	0	0	0	0	0	5980
9						59100			64100
10									0
11									0
12	0	0	0	0	0	59100	0	0	64100
13	0	0	0	0	0	(A) 1164551	0	0	6751060
14	0	0	0	48700	0	0	0	0	1425685
15	0	0	0	0	0	0	0	0	1382
16	0	0	0	48700	0	1164551	0	0	8175363
17									0

(A) The amount is retained in U.P. pending allocation between U.P. and Uttarakhand.

Loans and Advances

No. 38-B-4855-ACCOUNT of CAPITAL OUTLAY on FERTILIZER INDUSTRIES during and to the end of the year 2005-06

(In thousands of rupees)

	Expenditure	
	During the year	To end of the year
UNION GOVERNMENT		
101-Investments in Co-operative Fertilizer Factories	--	23282046
190-Investments in Public Sector and Other Undertakings	234900	7428549
Total: Union Government	234900	30710595
STATE GOVERNMENTS		
ANDHRA PRADESH		
190-Investments in Public Sector and Other Undertakings	--	274562
Total: Government of Andhra Pradesh	0	274562
ASSAM		
190-Investments in other Public Sector and other Undertakings The Assam Bone Mills Ltd.	--	25
Total: Government of Assam	0	25
BIHAR		
800-Other Expenditure	--	13627
Total: Government of Bihar	0	13627
GUJARAT		
190-Investments in Public Sector and Other Undertakings	--	
Total: Government of Gujarat	0	0
KARNATAKA		
190-Investments in Public Sector and Other Undertakings	--	55
Total: Government of Karnataka	0	55

No. 38-B-4855-ACCOUNT of CAPITAL OUTLAY on FERTILIZER INDUSTRIES during and to the end of the year 2005-06-Concl'd.

(In thousands of rupees)

	Expenditure	
	During the year	To end of the year
KERALA		
190-Investments in Public Sector and Other Undertakings	--	21750
Total: Government of Kerala	0	21750
MAHARASHTRA		
101-Investments in Co-operatives Fertilizer Factories	--	40825
190-Investments in Public Sector and Other Undertakings	--	1000
Total: Government of Maharashtra	0	41825
ORISSA		
190-Investments in Public Sector and Other Undertakings	--	650
Total: Government of Orissa	0	650
RAJASTHAN		
800-Other Expenditure	--	--
Total: Government of Rajasthan	0	0
TAMIL NADU		
190-Investments in Public Sector and Other Undertakings	--	2569
901-Deduct-Receipt and Recoveries on Capital Account	--	-11
Total: Government of Tamil Nadu	0	2558
UTTAR PRADESH		
101-Investments in Co-operative Fertilizer Factories	--	55352
800- Other expenditure	--	1728
Total: Government of Uttar Pradesh	0	57080
WEST BENGAL		
190-Investments in Public Sector and Other Undertakings	--	2264
Total: Government of West Bengal	0	2264
Total: Capital Outlay on Fertilizer Industries	234900	31124991

(A) Rs. 57080 thousands yet to be allocated between Uttar Pradesh and Uttaranchal.

No. 38-C-6855-ACCOUNT of LOANS for FERTILIZER INDUSTRIES showing the amounts ADVANCED and REPAID during the year ended 31st March, 2006 and the BALANCES of such LOANS at the commencement and at the end of the year 2005-06-Contd.

Item No.	STATE GOVERNMENTS								Total carried over
	Gujarat	Haryana	Himachal Pradesh	Jammu and Kashmir	Jharkhand	Karnataka	Kerala	Madhya Pradesh	
1									0
2									0
3									0
4	0	0	0	0	0	0	0	0	0
5						104900			63378179
6									1096400
7									4000
8	0	0	0	0	0	104900	0	0	64470579
9									0
10									0
11									0
12	0	0	0	0	0	0	0	0	0
13	121500								121500
14									0
15									0
16	121500	0	0	0	0	0	0	0	121500
17	121500	0	0	0	0	104900	0	0	63499679
18	0	0	0	0	0	0	0	0	1096400
19	0	0	0	0	0	0	0	0	4000
20	121500	0	0	0	0	104900	0	0	64592079
21									0

Loans and Advances

No. 38-C-6855-ACCOUNT of LOANS for FERTILIZER INDUSTRIES showing the amounts ADVANCED and REPAID during the year ended 31st March, 2006 and the BALANCES of such LOANS at the commencement and at the end of the year 2005-06-Contd.

	Total brought forward	(In thousands of rupees)						Item No.
		STATE GOVERNMENTS						
		Maharashtra	Manipur	Meghalaya	Mizoram	Nagaland	Orissa	
101-Loans to Co-operative Fertilizer Factories-								
Balance 1st April 2005	0							1
Advanced during the year	0							2
Repaid during the year	0							3
Balance 31st March, 2006	0	0	0	0	0	0	0	4
190-Loans to Public Sector and other Undertakings-								
Balance 1st April 2005	63378179							5
Advanced during the year	1096400							6
Repaid during the year	4000							7
Balance 31st March, 2006	64470579	0	0	0	0	0	0	8
796-Tribal Area Sub-plan-								
Balance 1st April 2005	0							9
Advanced during the year	0							10
Repaid during the year	0							11
Balance 31st March, 2006	0	0	0	0	0	0	0	12
800-Other Loans-								
Balance 1st April 2005	121500							13
Advanced during the year	0							14
Repaid during the year	0							15
Balance 31st March, 2006	121500	0	0	0	0	0	0	16
Total: Loans for Fertilizer Industries-								
Balance 1st April 2005	63499679	0	0	0	0	0	0	17
Advanced during the year	1096400	0	0	0	0	0	0	18
Repaid during the year	4000	0	0	0	0	0	0	19
Balance 31st March, 2006	64592079	0	0	0	0	0	0	20
Interest received and credited to revenue	0							21

No. 38-C-6855-ACCOUNT of LOANS for FERTILIZER INDUSTRIES showing the amounts ADVANCED and REPAID during the year ended 31st March, 2006 and the BALANCES of such LOANS at the commencement and at the end of the year 2005-06-Concid.


Item No.	STATE GOVERNMENTS								Total
	Punjab	Rajasthan	Sikkim	Tamil Nadu	Tripura	Uttar Pradesh	Uttaranchal	West Bengal	
1									0
2									0
3									0
4	0	0	0	0	0	0	0	0	0
5	234							977	63379390
6									1096400
7									4000
8	234	0	0	0	0	0	0	977	64471790
9									0
10									0
11									0
12	0	0	0	0	0	0	0	0	0
13									121500
14									0
15									0
16	0	0	0	0	0	0	0	0	121500
17	234	0	0	0	0	0	0	977	63502990
18	0	0	0	0	0	0	0	0	1096400
19	0	0	0	0	0	0	0	0	4000
20	234	0	0	0	0	0	0	977	64593290
21									0

Loans and Advances

No. 39-B-4856-ACCOUNT of CAPITAL OUTLAY on PETRO-CHEMICAL INDUSTRIES during and to the end of the year 2005-06.

(In thousand of rupees)

	Expenditure	
	During the year	To end of the year
UNION GOVERNMENT		
190-Investments in Public Sector and Other Undertakings	--	40000
Total : Union Government	0	40000
STATE GOVERNMENTS		
GUJARAT		
190-Investments in Public Sector and Other Undertakings	--	1192511
Total : Government of Gujarat	0	1192511
KARNATAKA		
190-Investments in Public Sector and Other Undertakings	--	35105
200-Other investments	--	1027
Total : Government of Karnataka	0	36132
TAMIL NADU		
190-Investments in Public Sector and Other Undertakings	--	--
200-Other investments	--	--
Total : Government of Tamil Nadu	0	0
WEST BENGAL		
190-Investments in Public Sector and Other Undertakings	--	5842948
200-Other investments	--	500
Total : Government of West Bengal	0	5843448
Total:Capital Outlay on Petro-Chemical Industries	0	7112091



No. 39-C-6856-ACCOUNT of LOANS for PETRO-CHEMICAL INDUSTRIES showing the amounts ADVANCED and REPAID during the year ended 31st March, 2006 and the BALANCES of such LOANS at the commencement and at the end of the year 2005-06-Contd.

Item No.	STATE GOVERNMENTS									Total carried over
	Gujarat	Haryana	Himachal Pradesh	Jammu and Kashmir	Jharkhand	Karnataka	Kerala	Madhya Pradesh		
1										1382024
2										14900
3										0
4	0	0	0	0	0	0	0	0	0	1396924
5										0
6										0
7										0
8	0	0	0	0	0	0	0	0	0	0
9										0
10										0
11										0
12	0	0	0	0	0	0	0	0	0	0
13	0	0	0	0	0	0	0	0	0	1382024
14	0	0	0	0	0	0	0	0	0	14900
15	0	0	0	0	0	0	0	0	0	0
16	0	0	0	0	0	0	0	0	0	1396924
17										0

Loans and Advances

No. 39-C-6856-ACCOUNT of LOANS for PETRO-CHEMICAL INDUSTRIES showing the amounts ADVANCED and REPAYED during the year ended 31st March, 2006 and the BALANCES of such LOANS at the commencement and at the end of the year 2005-06-Contd.

	Total brought forward	STATE GOVERNMENTS						Item No.
		Maharashtra	Manipur	Meghalaya	Mizoram	Nagaland	Orissa	
(In thousands of rupees)								
190-Loans for Public Sector and other Undertakings-								
Balance 1st April, 2005	1382024							1
Advanced during the year	14900							2
Repaid during the year	0							3
Balance 31st March, 2006	1396924	0	0	0	0	0	0	4
796-Tribal Area Sub-plan-								
Balance 1st April, 2005	0							5
Advanced during the year	0							6
Repaid during the year	0							7
Balance 31st March, 2006	0	0	0	0	0	0	0	8
800-Other Loans-								
Balance 1st April, 2005	0							9
Advanced during the year	0							10
Repaid during the year	0							11
Balance 31st March, 2006	0	0	0	0	0	0	0	12
Total: Loans for Petro-Chemical Industries-								
Balance 1st April, 2005	1382024	0	0	0	0	0	0	13
Advanced during the year	14900	0	0	0	0	0	0	14
Repaid during the year	0	0	0	0	0	0	0	15
Balance 31st March, 2006	1396924	0	0	0	0	0	0	16
Interest received & credited to revenue	0							17

No. 39-C-6856-ACCOUNT of LOANS for PETRO-CHEMICAL INDUSTRIES showing the amounts ADVANCED and REPAID during the year ended 31st March, 2006 and the BALANCES of such LOANS at the commencement and at the end of the year 2005-06-Concl'd.

Item No.	STATE GOVERNMENTS									(In thousands of rupees)
	Punjab	Rajasthan	Sikkim	Tamil Nadu	Tripura	Uttar Pradesh	Uttaranchal	West Bengal	Total	
1										1382024
2										14900
3										0
4	0	0	0	0	0	0	0	0	0	1396924
5										0
6										0
7										0
8	0	0	0	0	0	0	0	0	0	0
9										0
10										0
11										0
12	0	0	0	0	0	0	0	0	0	0
13	0	0	0	0	0	0	0	0	0	1382024
14	0	0	0	0	0	0	0	0	0	14900
15	0	0	0	0	0	0	0	0	0	0
16	0	0	0	0	0	0	0	0	0	1396924
17										0

Loans and Advances

No. 40-B-4857-ACCOUNT of CAPITAL OUTLAY on CHEMICALS AND PHARMACEUTICAL INDUSTRIES during and to the end of the year 2005-06

	(In thousands of rupees)	
	Expenditure	
	During the year	To end of the year
UNION GOVERNMENT		
01-Chemical and Pesticides Industries-		
190-Investments in Public Sector and Other Undertakings	--	105906
800-Other Expenditure	--	2922427
Total: 01	0	3028333
02-Drugs and Pharmaceutical Industries-		
190-Investments in Public Sector and Other Undertakings	--	549800
800-Other Expenditure	--	1564462
Total: 02	0	2114262
Total: Union Government	0	5142595
STATE GOVERNMENTS		
ASSAM		
01-Chemical and Pesticides Industries-		
190-Investments in Public Sector and Other Undertakings	--	15200
Total: 01	0	15200
02-Drugs and Pharmaceuticals-		
800-Other Expenditure	--	50
Total: 02	0	50
Total: Government of Assam	0	15250
BIHAR		
02-Drugs and Pharmaceutical Industries-		
190-Investments in Public Sector and Other Undertakings	--	89992
Total: Government of Bihar	0	89992
GUJARAT		
01-Chemical and Pesticides Industries-		
190-Investments in Public Sector and Other Undertakings	--	61
Total: Government of Gujarat	0	61

No. 40-B-4857-ACCOUNT of CAPITAL OUTLAY on CHEMICALS AND PHARMACEUTICAL INDUSTRIES during and to the end of the year 2005-06-Concl'd.

	(In thousands of rupees)	
	Expenditure	
	During the year	To end of the year
KERALA		
01-Chemical and Pesticides Industries-		
190-Investments in Public Sector and Other Undertakings	--	188215
Total: 01	0	188215
02-Drugs and Pharmaceutical Industries-		
190-Investments in Public Sector and Other Undertakings	--	18000
800-Other Expenditure	--	3
Total: 02	0	18003
Total: Government of Kerala	0	206218
MAHARASHTRA		
01-Chemical and Pesticides Industries-		
800-Other Expenditure	--	1740
Total: Government of Maharashtra	0	1740
MANIPUR		
02-Drugs and Pharmaceutical Industries-		
190-Investments in PS and other Undertakings	--	40631
Total : Government of Manipur	0	40631
RAJASTHAN		
01-Chemical and Pesticides Industries-		
004-Research and Development	-100	11959
800-Other Expenditure	--	--
Total: Government of Rajasthan	-100	11959
TAMIL NADU		
01-Chemical and Pesticides Industries-		
800-Other Expenditure	--	1669
Total: Government of Tamil Nadu	0	1669
WEST BENGAL		
01-Chemical and Pesticides Industries -		
190-Investments in Public Sector and Other Undertakings	--	3623400
02-Drugs and Pharmaceutical Industries-		
190-Investments in Public Sector and Other Undertakings	11156	1070994
800-Other Expenditure	--	--
Total: Government of West Bengal	11156	4694394
Total: Capital Outlay on Chemicals and Pharmaceutical Industries	11056	10163878

No. 40-C-6867-ACCOUNT of LOANS for CHEMICAL AND PHARMACEUTICAL INDUSTRIES showing the amounts ADVANCED and REPAYED during the year ended 31st March, 2006 and the BALANCES of such LOANS at commencement and at the end of the year 2005-06

	Union Government	U.T. Govt. Puducherry	STATE GOVERNMENTS								Item No.
			Andhra Pradesh	Arunachal Pradesh	Assam	Bihar	Chhattisgarh	NCT Delhi	Goa	Jharkhand	
01-Chemicals and Pesticides Industries-											
190-Loans to Public Sector and other Undertakings-											
Balance 1st April, 2005	1175180						250				1
Advanced during the year	135500						50				2
Repaid during the year											3
Balance 31st March, 2006	1310680	0	0	0	0	300	0	0	0	0	4
800-Other Loans-											
Balance 1st April, 2005					84130						5
Advanced during the year											6
Repaid during the year											7
Balance 31st March, 2006	0	0	0	0	84130	0	0	0	0	0	8
02-Drugs and Pharmaceutical Industries-											
190-Loans to Public Sector and other Undertakings-											
Balance 1st April, 2005	15372211						121218				9
Advanced during the year	570300										10
Repaid during the year											11
Balance 31st March, 2006	15942511	0	0	0	0	121218	0	0	0	0	12
796-Tribal Area Sub-plan-											
Balance 1st April, 2005							2000				13
Advanced during the year											14
Repaid during the year											15
Balance 31st March, 2006	0	0	0	0	0	2000	0	0	0	0	16
800-Other Loans-											
Balance 1st April, 2005											17
Advanced during the year											18
Repaid during the year											19
Balance 31st March, 2006	0	0	0	0	0	0	0	0	0	0	20
Total: Loans for Chemical and Pharmaceutical Industries-											
Balance 1st April, 2005	16547391	0	0	0	84130	(A) 123468	0	0	0	0	21
Advanced during the year	705800	0	0	0	0	50	0	0	0	0	22
Repaid during the year	0	0	0	0	0	0	0	0	0	0	23
Balance 31st March, 2006	17263191	0	0	0	84130	123618	0	0	0	0	24
Interest received and credited to revenue											25

(A) Includes the amount retained in Bihar pending allocation.

No. 40-C-6857-ACCOUNT of LOANS for CHEMICAL AND PHARMACEUTICAL INDUSTRIES showing the amounts ADVANCED and REPAYED during the year ended 31st March, 2006 and the BALANCES of such LOANS at commencement and at the end of the year 2005-06-Contd.

(In thousands of rupees)

Item No.	STATE GOVERNMENTS							Total carried over
	Gujarat	Haryana	Himachal Pradesh	Jammu and Kashmir	Karnataka	Kerala	Madhya Pradesh	
1					155225	110506		1441161
2								135550
3								0
4	0	0	0	0	155225	110506	0	1576711
5					1200			85330
6								0
7								0
8	0	0	0	0	1200	0	0	85330
9						46813		15540242
10								570300
11								0
12	0	0	0	0	0	46813	0	16110542
13								2000
14								0
15								0
16	0	0	0	0	0	0	0	2000
17								0
18								0
19								0
20	0	0	0	0	0	0	0	0
21	0	0	0	0	156425	167319	0	17068733
22	0	0	0	0	0	0	0	705850
23	0	0	0	0	0	0	0	0
24	0	0	0	0	166425	167319	0	17774583
25								0

Loans and Advances

No. 40-C-6867-ACCOUNT of LOANS for CHEMICAL AND PHARMACEUTICAL INDUSTRIES showing the amounts ADVANCED and REPAYED during the year ended 31st March, 2006 and the BALANCES of such LOANS at commencement and at the end of the year 2005-06-Contd.

	Total brought forward	STATE GOVERNMENTS						Item No.
		Maharashtra	Manipur	Meghalaya	Mizoram	Nagaland	Orissa	
(In thousands of rupees)								
01-Chemicals and Pesticides Industries-								
190-Loans to Public Sector and other Undertakings-								
Balance 1st April, 2005	1441161							1
Advanced during the year	135550							2
Repaid during the year	0							3
Balance 31st March, 2006	1576711	0	0	0	0	0	0	4
800-Other Loans-								
Balance 1st April, 2005	85330							5
Advanced during the year	0							6
Repaid during the year	0							7
Balance 31st March, 2006	85330	0	0	0	0	0	0	8
02-Drugs and Pharmaceutical Industries-								
190-Loans to Public Sector and other Undertakings-								
Balance 1st April, 2005	15540242							9
Advanced during the year	570300							10
Repaid during the year	0							11
Balance 31st March, 2006	16110542	0	0	0	0	0	0	12
796-Tribal Area Sub-plan-								
Balance 1st April, 2005	2000							13
Advanced during the year	0							14
Repaid during the year	0							15
Balance 31st March, 2006	2000	0	0	0	0	0	0	16
800-Other Loans-								
Balance 1st April, 2005	0							17
Advanced during the year	0							18
Repaid during the year	0							19
Balance 31st March, 2006	0	0	0	0	0	0	0	20
Total: Loans for Chemical and Pharmaceutical Industries-								
Balance 1st April, 2005	17068733	0	0	0	0	0	0	21
Advanced during the year	705850	0	0	0	0	0	0	22
Repaid during the year	0	0	0	0	0	0	0	23
Balance 31st March, 2006	17774583	0	0	0	0	0	0	24
Interest received and credited to revenue	0							25

No. 40-C-6857-ACCOUNT of LOANS for CHEMICAL AND PHARMACEUTICAL INDUSTRIES showing the amounts ADVANCED and REPaid during the year ended 31st March, 2006 and the BALANCES of such LOANS at commencement and at the end of the year 2005-06-Concl.

Item No.	STATE GOVERNMENTS								Total
	Punjab	Rjasthan	Sikkim	Tami Nadu	Tripura	Uitar Pradesh	Uttarakhand	West Bengal	
1								188315	1629476
2								13154	148704
3									0
4	0	0	0	0	0	0	0	201469	1778180
5									85330
6									0
7									0
8	0	0	0	0	0	0	0	0	85330
9								60456	15600698
10								15563	585863
11									0
12	0	0	0	0	0	0	0	76019	16186561
13									2000
14									0
15									0
16	0	0	0	0	0	0	0	0	2000
17									0
18									0
19									0
20	0	0	0	0	0	0	0	0	0
21	0	0	0	0	0	0	0	248771	17317508
22	0	0	0	0	0	0	0	28717	734587
23	0	0	0	0	0	0	0	0	0
24	0	0	0	0	0	0	0	277488	18052071
25									0

Loans and Advances

No. 41-B-4858-ACCOUNT of CAPITAL OUTLAY on ENGINEERING INDUSTRIES during and to the end of the year 2005-06

	(In thousands of rupees)	
	Expenditure	
	During the year	To end of the year
UNION GOVERNMENT		
01-Electrical Engineering Industries-		
190-Investments in Public Sector and other Undertakings		-289363
800-Other Expenditure		2457434
901-Deduct-Receipts and Recoveries on Capital Account		-16043
Total: 01	0	2152028
02-Other Industrial Machinery Industries-		
190-Investments in Public Sector and Other Undertakings	7500	1382543
Total: 02	7500	1382543
03-Transport Equipment Industries-		
190-Investments in Public Sector and Other Undertakings	42500	1180710 (A)
800-Other Expenditure		18500
Total: 03	42500	1199210
04-Ship Building Industries-		
190-Investments in Public Sector and Other Undertakings	75000	4066770
800-Other Expenditure		2485167
Total: 04	75000	6551937
05-Aircraft Industries-		
190-Investments in Public Sector and Other Undertakings		485000
800-Other Expenditure		731531
Total: 05	0	1216531
60-Other Engineering Industries-		
190-Investments in Public Sector and Other Undertakings	706650	28987985 (B)
800-Other Expenditure		6602503
901-Deduct-Receipts and Recoveries on Capital Account		-48129
Total: 60	706650	35542359
Total: Union Government	831650	48044608

(A) Excludes Rs. 115722 thousands on account of disinvestment in Maruti udyog limited.

(B) Includes Rs. 1917700 thousands being conversion of loan into equity.

No. 41-B-4858-ACCOUNT of CAPITAL OUTLAY on ENGINEERING INDUSTRIES during and to the end of the year 2005-06-Contd.
(In thousands of rupees)

	Expenditure	
	During the year	To end of the year
STATE GOVERNMENTS		
ANDHRA PRADESH		
01-Electrical Engineering Industries-		
190-Investments in Public Sector and Other Undertakings		240562
800-Other Expenditure		--
Total: 01	0	240562
60-Other Engineering Industries-		
190-Investments in Public Sector and Other Undertakings		135240
800-Other Expenditure		512
901-Deduct-Receipts and Recoveries on Capital Account		--
Total: 60	0	135752
Total: Government of Andhra Pradesh	0	376314
ASSAM		
60-Other Engineering Industries-		
190-Investments in Public Sector and Other Undertakings		6000
Total: Government of Assam	0	6000
BIHAR		
01-Electrical Engineering Industries-		
800-Other Expenditure		8818
Total: Government of Bihar	0	8818
GUJARAT		
04-Ship Building Industries-		
004-Research and Development		2500
60-Other Engineering Industries-		
190-Investments in Public Sector and Other Undertakings		205523
800-Other Expenditure		-208
Total: Government of Gujarat	0	207815
HARYANA		
60-Other Engineering Industries-		
190-Investments in Public Sector and Other Undertakings		4011
800-Other Expenditure		50
Total: Government of Haryana	0	4061
HIMACHAL PRADESH		
01-Electrical Engineering Industries-		
190-Investments in Public Sector and Other Undertakings		38700
800-Other Expenditure		--
Total: Government of Himachal Pradesh	0	38700
JAMMU AND KASHMIR		
60-Other Engineering Industries-		
190-Investments in Public Sector and Other Undertakings		12523
800-Other Expenditure		--
Total: Government of Jammu & Kashmir	0	12523

No. 41-B-4858-ACCOUNT of CAPITAL OUTLAY on ENGINEERING INDUSTRIES during and to the end of the year 2005-06-Contd.

(In thousands of rupees)

	Expenditure	
	During the year	To end of the year
KARNATAKA		
01-Electrical Engineering Industries-		
190-Investments in Public Sector and Other Undertakings		224361
Total: 01	0	224361
02-Other Industrial Machinery Industries-		
004-Research and Development		5515
190-Investments in Public Sector and Other Undertakings		56227
Total: 02	0	61742
Total: Government of Karnataka	0	286103
KERALA		
01-Electrical Engineering Industries-		
190-Investments in Public Sector and Other Undertakings		754807
Total: 01	0	754807
02-Other Industrial Machinery Industries-		
190-Investments in Public Sector and Other Undertakings		61695
Total: 02	0	61695
60-Other Engineering Industries-		
190-Investments in Public Sector and Other Undertakings		633000
800-Other Expenditure		548
Total: 60	0	633548
Total: Government of Kerala	0	1450050
MADHYA PRADESH		
60-Other Engineering Industries-		
190-Investments in Public Sector and Other Undertakings		(A) 1482
Total: Government of Madhya Pradesh	0	1482
ORISSA		
02-Other Industrial Machinery Industries		
190-Investments in Public Sector and Other Undertakings		67286
60-Other Engineering Industries-		
190-Investments in Public Sector and Other Undertakings		102809
Total: Government of Orissa	0	170095
PUNJAB		
60-Other Engineering Industries-		
800-Other Expenditure		235
Total: Government of Punjab	0	235

(A) Includes Rs. 539 thousands yet to be allocated between M.P. and Chhattisgarh.

No. 41-B-4868-ACCOUNT of CAPITAL OUTLAY on ENGINEERING INDUSTRIES during and to the end of the year 2005-06-Contd.

	(In thousands of rupees)	
	Expenditure	
	During the year	To end of the year
RAJASTHAN		
01-Electrical Engineering Industries-		
190-Investments in Public Sector and Other Undertakings		(A) 750
800-Other Expenditure		(B) 1859
Total: 01	0	2609
Total: Government of Rajasthan	0	2609
TAMIL NADU		
60-Other Engineering Industries-		
190-Investments in Public Sector and Other Undertakings		392713
800-Other Expenditure		(D) 416
Total: Government of Tamil Nadu	0	393129
UTTARAKHAND		
01-Electrical Engineering Corporation-		
190-Investments in Public Sector and Other Undertakings		--
Total: 01	0	0
02-Other Industrial Machinery Industries-		
190-Investments in Public Sector and Other Undertakings		--
800-Other Expenditure		--
Total: 02	0	0
60-Other Engineering Industries-		
190-Investments in Public Sector and Other Undertakings		--
800-Other Expenditure		--
901-Deduct-Receipts and Recoveries on Capital Account		--
Total: 60	0	0
Total: Government of Uttarakhand	0	0
UTTAR PRADESH		
01-Electrical Engineering Industries-		
190-Investments in Public Sector and Other Undertakings		8452
Total: 01	0	8452
02-Other Industrial Machinery Industries-		
190-Investments in Public Sector and Other Undertakings		9307
800-Other Expenditure		37561
Total: 02	0	46868
60-Other Engineering Industries-		
190-Investments in Public Sector and Other Undertakings		90377
800-Other Expenditure	2438	4895
901-Deduct-Receipts and Recoveries on Capital Account		-2
Total: 60	2438	95270
Total: Government of Uttar Pradesh	2438	150590

(A) Investment in Jaipur Metals and Electricals Ltd.

(B) Investment in Man Industrial Corporation Limited Jaipur and Oriental Power Cables Ltd. Kota amounting to Rs. 1500 thousands and Rs. 586 thousands respectively. It also includes minus figure of Rs. 226 thousands pertaining to Aravali Swachalit Vahan Ltd. which is under investigation.

(C) Rs. 140005 thousands are yet to be allocated between U.P. and Uttaranchal.

(D) Includes Rs. 22 thousands adjusted Proforma in rectification of misclassification during previous year.

No. 41-B-4858-ACCOUNT of CAPITAL OUTLAY on ENGINEERING INDUSTRIES during and to the end of the year 2005-06-Concl'd.

(In thousands of rupees)

	Expenditure	
	During the year	To end of the year
WEST BENGAL		
01-Electrical Engineering Industries-		
190-Investments in Public Sector and Other Undertakings		4000
Total: 01	0	4000
02-Other Industrial Machinery Industries-		
190-Investments in Public Sector and Other Undertakings		115062
Total: 02	0	115062
03-Transport Equipment Industries-		
190-Investments in Public Sector and Other Undertakings		3837500
Total: 03	0	3867500
60-Other Engineering Industries-		
190-Investments in Public Sector and Other Undertakings	2329	283631
800-Other Expenditure		20000
Total: 60	2329	303631
Total: Government of West Bengal	2329	4290193
Total: Capital Outlay on Engineering Industries	836417	55443325

(551)

Economic Services

No. 41-C-6858-ACCOUNT of LOANS for ENGINEERING INDUSTRIES showing the amounts ADVANCED and REPAID during the year ended 31st March, 2006 and the BALANCES of such LOANS at the commencement and at the end of the year 2005-06-Contd.

(In thousands of rupees)

Item No.	STATE GOVERNMENTS								Total carried over
	Gujarat	Haryana	Himachal Pradesh	Jammu and Kashmir	Jharkhand	Karnataka	Kerala	Madhya Pradesh	
1						1711435	257528		2641010
2						124357	25600		149957
3							(A) -7017		-7017
4	0	0	0	0	0	1835792	290145	0	2797984
5									25580
6									0
7									0
8	0	0	0	0	0	0	0	0	25580
9						50940	165039		3054124
10									92500
11									0
12	0	0	0	0	0	50940	165039	0	3146624
13				3384					20456
14									0
15									0
16	0	0	0	3384	0	0	0	0	20456
17							52564		4531139
18									422500
19									152042
20	0	0	0	0	0	0	52564	0	4801597
21	799								799
22									0
23									0
24	799	0	0	0	0	0	0	0	799

(A) Minus credit is due to rectification of misclassification in the earlier year.

Loans and Advances

No. 41-C-6858-ACCOUNT of LOANS for ENGINEERING INDUSTRIES showing the amounts ADVANCED and REPAYED during the year ended 31st March, 2006 and the BALANCES of such LOANS at the commencement and at the end of the year 2005-06-Contd.

	Total brought forward	STATE GOVERNMENTS						Item No
		Maharashtra	Manipur	Meghalaya	Mizoram	Nagaland	Orissa	
(In thousands of rupees)								
01-Electrical Engineering Industries-								
190-Loan to Public Sector and other Undertakings-								
Balance 1st April, 2005	2641010							1
Advanced during the year	149957							2
Repaid during the year	-7017							3
Balance 31st March, 2006	2797984	0	0	0	0	0	0	4
800-Other Loans-								
Balance 1st April, 2005	25580							5
Advanced during the year	0							6
Repaid during the year	0							7
Balance 31st March, 2006	25580	0	0	0	0	0	0	8
02-Other Industrial Machinery Industries-								
190-Loan to Public Sector and other Undertakings-								
Balance 1st April, 2005	3054124							9
Advanced during the year	92500							10
Repaid during the year	0							11
Balance 31st March, 2006	3146624	0	0	0	0	0	0	12
800-Other Loans-								
Balance 1st April, 2005	20456							13
Advanced during the year	0							14
Repaid during the year	0							15
Balance 31st March, 2006	20456	0	0	0	0	0	0	16
03-Transport Equipment Industries								
190-Loan to Public Sector and other Undertakings-								
Balance 1st April, 2005	4531139							17
Advanced during the year	422500							18
Repaid during the year	152042							19
Balance 31st March, 2006	4801597	0	0	0	0	0	0	20
800-Other Loans-								
Balance 1st April, 2005	799							21
Advanced during the year	0							22
Repaid during the year	0							23
Balance 31st March, 2006	799	0	0	0	0	0	0	24

No. 41-C-6858-ACCOUNT of LOANS for ENGINEERING INDUSTRIES showing the amounts ADVANCED and REPAYED during the year ended 31st March, 2006 and the BALANCES of such LOANS at the commencement and at the end of the year 2005-06-Contd.

Item No.	STATE GOVERNMENTS								Total
	Punjab	Rajasthan	Sikkim	Tamil Nadu	Tripura	Uttar Pradesh	Uttarakhand	West Bengal	
1									2641010
2									149957
3									-7017
4	0	0	0	0	0	0	0	0	2797984
5									25580
6									0
7									0
8	0	0	0	0	0	0	0	0	25580
9									3054124
10									92500
11									0
12	0	0	0	0	0	0	0	0	3146624
13								2109050	2129506
14								69445	69445
15									0
16	0	0	0	0	0	0	0	2178495	2198951
17	318							276534	4807991
18								18193	440693
19									152042
20	318	0	0	0	0	0	0	294727	5096642
21									799
22									0
23									0
24	0	0	0	0	0	0	0	0	799

Loans and Advances

No. 41-C-6858-ACCOUNT of LOANS for ENGINEERING INDUSTRIES showing the amounts ADVANCED and REPAID during the year ended 31st March, 2006 and the BALANCES of such LOANS at the commencement and at the end of the year 2005-06-Contd.

	Union Government	U.T. Govt. Puducherry	STATE GOVERNMENTS							Item No.
			Andhra Pradesh	Arunachal Pradesh	Assam	Bihar	Chhattisgarh	NCT Delhi	Goa	
04-Other Engineering Industries-										
190-Loan to Public Sector and other Undertakings-										
Balance 1st April, 2005										1
Advanced during the year										2
Repaid during the year										3
Balance 31st March, 2006		0	0	0	0	0	0	0	0	4
800-Other Loans-										
Balance 1st April, 2005					6178					5
Advanced during the year										6
Repaid during the year										7
Balance 31st March, 2006	0	0	0	0	6178	0	0	0	0	8
60-Other Engineering Industries-										
190-Loan to Public Sector and other Undertakings-										
Balance 1st April, 2005	37714268		1463378				19512			9
Advanced during the year	4876357									10
Repaid during the year	2530977									11
Balance 31st March, 2006	40059648	0	1463378	0	0	19512	0	0	0	12
800-Other Loans-										
Balance 1st April, 2005	290368									13
Advanced during the year										14
Repaid during the year										15
Balance 31st March, 2006	290368	0	0	0	0	0	0	0	0	16
80-General-										
190-Loan to Public Sector and other Undertakings-										
Balance 1st April, 2005										17
Advanced during the year										18
Repaid during the year										19
Balance 31st March, 2006	0	0	0	0	0	0	0	0	0	20
Total: Loans for Engineering Industries-										
Balance 1st April, 2005	45993403	0	1463378	0	48830	19512	0	0	0	21
Advanced during the year	5391357	0	0	0	0	0	0	0	0	22
Repaid during the year	2663019	0	0	0	0	0	0	0	0	23
Balance 31st March, 2006	48701741	0	1463378	0	48830	19512	0	0	0	24
Interest received and credited to revenue	2286915									25

(A) Includes the undivided balances as on 14-11-2000.

No. 41-C-6858-ACCOUNT of LOANS for ENGINEERING INDUSTRIES showing the amounts ADVANCED and REPAID during the year ended 31st March, 2006 and the BALANCES of such LOANS at the commencement and at the end of the year 2005-06-Contd.

Item No.	STATE GOVERNMENTS								Total carried over
	Gujarat	Haryana	Himachal Pradesh	Jammu and Kashmir	Jharkhand	Karnataka	Kerala	Madhya Pradesh	
1	158595								158595
2									0
3									0
4	158595	0	0	0	0	0	0	0	158595
5									6178
6									0
7									0
8	0	0	0	0	0	0	0	0	6178
9							697523		39894681
10									4876357
11							(A) -993		2529984
12	0	0	0	0	0	0	698516	0	42241054
13									290368
14									0
15									0
16	0	0	0	0	0	0	0	0	290368
17						997			997
18									0
19									0
20	0	0	0	0	0	997	0	0	997
21	159394	0	0	3384	0	1763372	1172654	0	50623927
22	0	0	0	0	0	124357	25600	0	5541314
23	0	0	0	0	0	0	-8010	0	2675009
24	159394	0	0	3384	0	1887729	1206264	0	53490232
25									2286915

(A) Minor credit is due to rectification of misclassification in earlier year.

Loans and Advances

No. 41-C-6858-ACCOUNT of LOANS for ENGINEERING INDUSTRIES showing the amounts ADVANCED and REPAYED during the year ended 31st March, 2006 and the BALANCES of such LOANS at the commencement and at the end of the year 2005-06-Contd.

	Total brought forward	STATE GOVERNMENTS						Item No.
		Maharashtra	Manipur	Meghalaya	Mizoram	Nagaland	Orissa	
(In thousands of rupees)								
04-Other Engineering Industries-								
190-Loan to Public Sector and other Undertakings-								
Balance 1st April, 2005	158595							1
Advanced during the year	0							2
Repaid during the year	0							3
Balance 31st March, 2006	158595	0	0	0	0	0	0	4
800-Other Loans-								
Balance 1st April, 2005	6178							5
Advanced during the year	0							6
Repaid during the year	0							7
Balance 31st March, 2006	6178	0	0	0	0	0	0	8
60-Other Engineering Industries-								
190-Loan to Public Sector and other Undertakings-								
Balance 1st April, 2005	39894681							9
Advanced during the year	4876357							10
Repaid during the year	2529984							11
Balance 31st March, 2006	42241054	0	0	0	0	0	0	12
800-Other Loans-								
Balance 1st April, 2005	290368							13
Advanced during the year	0							14
Repaid during the year	0							15
Balance 31st March, 2006	290368	0	0	0	0	0	0	16
80-General-								
190-Loan to Public Sector and other Undertakings-								
Balance 1st April, 2005	997							17
Advanced during the year	0							18
Repaid during the year	0							19
Balance 31st March, 2006	997	0	0	0	0	0	0	20
Total: Loans for Engineering Industries-								
Balance 1st April, 2005	50623927	0	0	0	0	0	0	21
Advanced during the year	5541314	0	0	0	0	0	0	22
Repaid during the year	2675009	0	0	0	0	0	0	23
Balance 31st March, 2006	53490232	0	0	0	0	0	0	24
Interest received and credited to revenue	2286915							25

COMBINED FINANCE AND REVENUE ACCOUNTS OF THE UNION AND STATE GOVERNMENTS IN INDIA FOR THE YEAR 2005-06

No. 41-C-6858-ACCOUNT of LOANS for ENGINEERING INDUSTRIES showing the amounts ADVANCED and REPAYED during the year ended 31st March, 2006 and the BALANCES of such LOANS at the commencement and at the end of the year 2005-06-Concl'd.

(In thousands of rupees)

Item No.	STATE GOVERNMENTS								Total
	Punjab	Rajasthan	Sikkim	Tamil Nadu	Tripura	Uttar Pradesh	Uttarakhand	West Bengal	
1						106470			265065
2									0
3									0
4	0	0	0	0	0	106470	0	0	265065
5								601242	607420
6								85631	85631
7									0
8	0	0	0	0	0	0	0	686873	693051
9				230734				(A) 740366	40865781
10								50193	4926550
11									2529984
12	0	0	0	230734	0	0	0	790559	43262347
13									290368
14									0
15									0
16	0	0	0	0	0	0	0	0	290368
17									997
18									0
19									0
20	0	0	0	0	0	0	0	0	997
21	318	0	0	230734	0	106470	0	3727192	54688641
22	0	0	0	0	0	0	0	223462	5764776
23	0	0	0	0	0	0	0	0	2675009
24	318	0	0	230734	0	106470	(B)	3950654	57778408
25									2286915

(A) Decreased proforma for Rs.66091 Thousands.

(B) Rs.106470 thousands are yet to be allocated between U.P and its successor state.

Loans and Advances

No. 42-B-4859-ACCOUNT of CAPITAL OUTLAY on TELECOMMUNICATION AND ELECTRONICS INDUSTRIES during and to the end of the year 2005-06

	(In thousands of rupees)	
	Expenditure	
	During the year	To end of the year
UNION GOVERNMENT		
01-Telecommunications-		
190-Investments in Public Sector and other Undertakings		2075800
800-Other Expenditure		763021
Total: 01	0	2838821
02-Electronics-		
004-Research and Development		1412671
190-Investments in Public Sector and Other Undertakings	190000	3371176
800-Other Expenditure	159549	3932280
Total: 02	349549	8716127
Total: Union Government	349549	11554948
STATE GOVERNMENTS		
ANDHRA PRADESH		
02-Electronics-		
190-Investments in Public Sector and Other Undertakings-		129000
901-Deduct-Receipts and Recoveries on Capital Account		-215
Total: Government of Andhra Pradesh	0	128785
ASSAM		
02-Electronics-		
190-Investments in Public Sector and Other Undertakings		102230
800-Other Expenditure		3000
Total: Government of Assam	0	105230

No. 42-B-4859-ACCOUNT of CAPITAL OUTLAY on TELECOMMUNICATION AND ELECTRONICS INDUSTRIES during and to the end of the year 2005-06-Contd.

	(In thousands of rupees)	
	Expenditure	
	During the year	To end of the year
BIHAR		
02-Electronics-		
190-Investments in Public Sector and Other Undertakings		41357
796-Tribal Area Sub-plan		15093
Total: Government of Bihar	0	56450
GUJARAT		
02-Electronics-		
190-Investments in Public Sector and Other Undertakings		124500
Total: Government of Gujarat	0	124500
HARYANA		
02-Electronics-		
190-Investments in Public Sector and Other Undertakings	100	78176
800-Other Expenditure		14544
Total: Government of Haryana	100	92720
HIMACHAL PRADESH		
02-Electronics-		
190-Investments in Public Sector and Other Undertakings		29727
Total: Government of Himachal Pradesh	0	29727
KARNATAKA		
01-Telecommunication-		
190-Investments in Public Sector and Other Undertakings		3125
02-Electronics		
190-Investments in Public Sector and Other Undertakings		88874
800-Other Expenditure		120000
Total: Government of Karnataka	0	211999

No. 42-B-4859-ACCOUNT of CAPITAL OUTLAY on TELECOMMUNICATION AND ELECTRONICS INDUSTRIES during and to the end of the year 2005-06-Contd.

	(In thousands of rupees)	
	During the year	To end of the year
KERALA		
02-Electronics-		
190-Investments in Public Sector and other Undertakings		881570
800-Other Expenditure	230000	530829
Total: Government of Kerala	230000	1412399
MANIPUR		
02-Electronics		
190-Investments in Public Sector and other Undertakings		30032
Total: Government of Manipur	0	30032
NAGALAND		
02-Electronics-		
800-Other Expenditure	1652	11987
Total: Government of Nagaland	1652	11987
ORISSA		
02-Electronics-		
190-Investments in Public Sector and other Undertakings		236457
Total: Government of Orissa	0	236457
PUNJAB		
02-Electronics-		
004-Research & Development		31657
190-Investments in Public Sector and other Undertakings		192268
Total: Government of Punjab	0	223925

No. 42-B-4859-ACCOUNT of CAPITAL OUTLAY on TELECOMMUNICATION AND ELECTRONICS INDUSTRIES during and to the end of the year 2005-06-Concid.

	(In thousands of rupees)	
	Expenditure	
	During the year	To end of the year
TAMIL NADU		
02-Electronics-		
190-Investments in Public Sector and other Undertakings		260515
800-Other Expenditure		97
Total: Government of Tamil Nadu	0	260612
UTTAR PRADESH		
02-Electronics-		
190-Investments in Public Sector and other Undertakings		987236
800-Other Expenditure	189776	192555
Total: Government of Uttar Pradesh	189776	1179791 (A)
UTTARAKHAND		
02-Electronics-		
190-Investments in Public Sector and other Undertakings		3428
800-Other Expenditure	700994	1166572
Total: Government of Uttarakhand	700994	1170000
WEST BENGAL		
02-Electronics-		
190-Investments in Public Sector and other Undertakings		1465095
Total: Government of West Bengal	0	1465095
Total: Capital Outlay on Telecommunication and Electronics Industries	1472071	18294667

(A) The amount for Rs. 859315 thousands is yet to be allocated between U.P. and its successor state.

**No. 42-C-6869-ACCOUNT of LOANS for TELECOMMUNICATION AND ELECTRONICS INDUSTRIES showing the amounts
ADVANCED and REPAYED during the year ended 31st March, 2006 and the BALANCES of such
LOANS at the commencement and at the end of the year 2005-06**

	Union Government	U.T. Govt. Puducherry	STATE GOVERNMENTS							Item No.
			Andhra Pradesh	Arunachal Pradesh	Assam	Bihar	Chhattisgarh	NCT Delhi	Goa	
(In thousands of rupees)										
01-Telecommunications-										
190-Loans to Public Sector and other Undertakings-										
Balance 1st April, 2005	5908708									1
Advanced during the year	1000000									2
Repaid during the year										3
Balance 31st March, 2006	6908708	0	0	0	0	0	0	0	0	4
02-Electronics-										
190-Loans to Public Sector and other Undertakings-										
Balance 1st April, 2005	309396		250				43888		200000	5
Advanced during the year	80000									6
Repaid during the year	1740									7
Balance 31st March, 2006	387656	0	250	0	0	43888	0	200000	0	8
796-Tribal Area Sub-Plan-										
Balance 1st April, 2005							18500			9
Advanced during the year										10
Repaid during the year										11
Balance 31st March, 2006	0	0	0	0	0	18500	0	0	0	12
800-Other Loans-										
Balance 1st April, 2005	30					100				13
Advanced during the year										14
Repaid during the year										15
Balance 31st March, 2006	30	0	0	0	100	0	0	0	0	16
Total: Loans for Telecommunication and Electronics Industries-										
Balance 1st April, 2005	6218134	0	250	0	100	62388	0	200000	0	17
Advanced during the year	1080000	0	0	0	0	0	0	0	0	18
Repaid during the year	1740	0	0	0	0	0	0	0	0	19
Balance 31st March, 2006	7296394	0	250	0	100	62388	0	200000	0	20
Interest received and credited to revenue										21

(A) Includes the undivided balances as on 14-11-2000.

**No. 42-C-6859-ACCOUNT of LOANS for TELECOMMUNICATION AND ELECTRONICS INDUSTRIES showing the amounts
ADVANCED and REPAYED during the year ended 31st March, 2006 and the BALANCES of such
LOANS at the commencement and at the end of the year 2005-06-Contd.**

Item No.	STATE GOVERNMENTS								(In thousands of rupees)
	Gujarat	Haryana	Himachal Pradesh	Jammu and Kashmir	Jharkhand	Karnataka	Kerala	Madhya Pradesh	Total carried over
1	--	--	--	--	--	42135	--	--	5950843
2	--	--	--	--	--	--	--	--	1000030
3	--	--	--	--	--	--	--	--	0
4	0	0	0	0	0	42135	0	0	6950843
5	59000	--	--	--	--	90370	986784	--	1689688
6	--	--	--	--	--	--	--	--	80000
7	--	--	--	--	--	--	--	--	1740
8	59000	0	0	0	0	90370	986784	0	1767948
9	--	--	--	--	--	--	--	--	18500
10	--	--	--	--	--	--	--	--	0
11	--	--	--	--	--	--	--	--	0
12	0	0	0	0	0	0	0	0	18500
13	--	--	--	--	--	--	--	--	130
14	--	--	--	--	--	--	--	--	0
15	--	--	--	--	--	--	--	--	0
16	0	0	0	0	0	0	0	0	130
17	59000	0	0	0	0	132505	986784	0	7659161
18	0	0	0	0	0	0	0	0	1080000
19	0	0	0	0	0	0	0	0	1740
20	59000	0	0	0	0	132505	986784	0	8737421
21	--	--	--	--	--	--	--	--	0

Loans and Advances

**No. 42-C-6859-ACCOUNT of LOANS for TELECOMMUNICATION AND ELECTRONICS INDUSTRIES showing the amounts
ADVANCED and REPAYED during the year ended 31st March, 2006 and the BALANCES of such
LOANS at the commencement and at the end of the year 2005-06-Contd.**

	Total brought forward	STATE GOVERNMENTS						Item No.
		Maharashtra	Manipur	Meghalaya	Mizoram	Nagaland	Orissa	
(In thousands of rupees)								
01-Telecommunications-								
190-Loans to Public Sector and other Undertakings-								
Balance 1st April, 2005	5950843							1
Advanced during the year	1000000							2
Repaid during the year	0							3
Balance 31st March, 2006	6950843	0	0	0	0	0	0	4
02-Electronics-								
190-Loans to Public Sector and other Undertakings-								
Balance 1st April, 2005	1689688						780	5
Advanced during the year	80000							6
Repaid during the year	1740							7
Balance 31st March, 2006	1767948	0	0	0	0	0	780	8
796-Tribal Area Sub-Plan-								
Balance 1st April, 2005	18500							9
Advanced during the year	0							10
Repaid during the year	0							11
Balance 31st March, 2006	18500	0	0	0	0	0	0	12
900-Other Loans-								
Balance 1st April, 2005	130							13
Advanced during the year	0							14
Repaid during the year	0							15
Balance 31st March, 2006	130	0	0	0	0	0	0	16
Total: Loans for Telecommunication and Electronics Industries-								
Balance 1st April, 2005	7659161	0	0	0	0	0	780	17
Advanced during the year	1080000	0	0	0	0	0	0	18
Repaid during the year	1740	0	0	0	0	0	0	19
Balance 31st March, 2006	8737421	0	0	0	0	0	780	20
Interest received and credited to revenue	0							21

**No. 42-C-6859-ACCOUNT of LOANS for TELECOMMUNICATION AND ELECTRONICS INDUSTRIES showing the amounts
ADVANCED and REPaid during the year ended 31st March, 2006 and the BALANCES of such
LOANS at the commencement and at the end of the year 2005-06-Concid.**

Item No.	STATE GOVERNMENTS									Total
	Punjab	Rajasthan	Sikkim	Tamil Nadu	Tripura	Uttar Pradesh	Uttarakhand	West Bengal		
1	44921									5995764
2										1000000
3	27490									27490
4	17431	0	0	0	0	0	0	0	0	6968274
5						340845		297757		2329070
6								30000		110000
7										1740
8	0	0	0	0	0	340845	0	327757		2437330
9										18500
10										0
11										0
12	0	0	0	0	0	0	0	0	0	18500
13										130
14										0
15										0
16	0	0	0	0	0	0	0	0	0	130
17	44921	0	0	0	0	340845	0	297757		8343464
18	0	0	0	0	0	0	0	30000		110000
19	27490	0	0	0	0	0	0	0		29230
20	17431	0	0	0	0	340845	0	327757		9424234
21										0

(A) An amount for Rs 340845 thousands is yet to be allocated between U.P. and its successor state.

Loans and Advances

No. 43-B-4860-ACCOUNT of CAPITAL OUTLAY on CONSUMER INDUSTRIES during and to the end of the year 2005-06

	(In thousands of Rupees)	
	Expenditure	
	During the year	To end of the year
UNION GOVERNMENT		
01-Textiles-		
190-Investments in Public Sector and Other Undertakings	270000	2224885
800-Other Expenditure	--	4714684
Total: 01	270000	6939569
03-Leather-		
190-Investments in Public Sector and Other Undertakings	--	33850
800-Other Expenditure	--	179008
Total: 03	0	212858
04-Sugar-		
800-Other Expenditure	--	12
Total: 04	0	12
05-Paper and Newsprint-		
190-Investments in Public Sector and Other Undertakings	6200	2980435
800-Other Expenditure	--	4771478
Total: 05	6200	7751913
60-Others-		
101-Edible Oils	--	76887
102-Foods and Beverages	--	21407
190-Investments in Public sector and other Undertakings	--	185009
216-Photo Films	10000	1641746
217-Jute	--	210557
218-Salt	62500	171590
600-Others	--	1378224
90.-Deduct-Receipts and Recoveries on Capital Account	--	-775914
Total: 60	72500	2909497
Total: Union Government	348700	17813849
UNION TERRITORY GOVERNMENT		
PUDUCHERRY		
01-Textiles-		
190-Investments in Public Sector and Other Undertakings	189900	2330564
800-Other Expenditure	--	94500
901 Deduct-Receipts and Recoveries on Capital Account	--	-1
Total: 01	189900	2425063

No. 43-B-4860-ACCOUNT of CAPITAL OUTLAY on CONSUMER INDUSTRIES during and to the end of the year 2005-06-Contd.

	(In thousands of Rupees)	
	Expenditure	
	During the year	To end of the year
UNION TERRITORY GOVERNMENT		
PUDUCHERRY		
04-Sugar-		
195-Investments in Co-operative Sugar Mills	74990	459065
Total: 04	74990	459065
60-Others-		
190-Investments in Public Sector and Other Undertakings		4500
191-Investments in Consumer Co-operatives		--
600-Others		1019
901-Deduct-Receipt and Recoveries on Capital Account		--
Total: 60	0	5519
Total: Government of Puducherry	264890	2889647
STATE GOVERNMENTS		
ANDHRA PRADESH		
01-Textiles-		
190-Investments in Public Sector and Other Undertakings		106223
195-Investments in Co-operatives		533646
800-Other Expenditure-		7807
Total: 01	0	647676
03-Leather-		
190-Investments in Andhra Pradesh Leather Industries Development Corporation	20300	165555
Total: 03	20300	165555
04-Sugar-		
190-Investments in Public Sector and other Undertakings		1433605
195-Investments In Co-operatives		382958
Total: 04	0	1816563
05-Paper and Newsprint-		
190-Investments in Public Sector and Other Undertakings		15685
Total-05	0	15685
60-Others-		
190-Investments in Public Sector and Other Undertakings		445
Total: 60	0	445
Total: Government of Andhra Pradesh	20300	2645924

No. 43-B-4860-ACCOUNT of CAPITAL OUTLAY on CONSUMER INDUSTRIES during and to the end of the year 2005-06-Contd.

	(In thousands of Rupees)	
	Expenditure	
	During the year	To end of the year
ASSAM		
01-Textiles-		
800-Other Expenditure		88660
901-Deduct Receipts & Recoveries on Capital Accounts		-89770
Total: 01	0	-1110
03-Leather-		
190-Investments in Public Sector and Other Undertakings		128
Total: 03	0	128
04-Sugar-		
190-Investments in Public Sector and Other Undertakings	1944	21481
Total: 04	1944	21481
05-Paper and Newsprint-		
190-Investments in Public Sector and other Undertakings		57506
800-Other Expenditure		114394
901-Deduct Receipt and Recoveries on Capital account		-119352
Total: 05	0	52548
60-Others-		
796- Tribel Area Sub-plan		215
Total: 60	0	215
Total: Government of Assam	1944	73262
BIHAR		
01-Textiles-		
190-Investments in Public Sector and Other Undertakings		185767
796-Tribal Area Sub-plan		1600
Total: 01	0	187367
03-Leather-		
190-Investments in Public Sector and Other Undertakings		56400
796-Tribal Area Sub-plan		43900
Total: 03	0	100300
04-Sugar-		
190-Investments in Public Sector and other Undertakings		209423
800-Other Expenditure		6000
Total: 04	0	215423
05-Paper and Newsprint-		
190-Investments in Public Sector and other Undertakings		19272
Total: 05	0	19272

No. 43-B-4860-ACCOUNT of CAPITAL OUTLAY on CONSUMER INDUSTRIES during and to the end of the year 2005-06-Contd.

	(In thousands of Rupees)	
	Expenditure	
	During the year	To end of the year
BIHAR		
60-Others -		
216-Photo Films	--	7300
217-Jute	--	15000
600-Others	--	1938
796-Tribal Area Sub-plan	--	2000
Total: 60	0	26238
Total: Government of Bihar	0	548600
CHHATTISGARH		
01-Textiles-		
004-Research & Development	--	--
190-Investments in Public Sector and other Undertakings	--	--
Total: 01	0	0
03-Leather-		
190-Investments in Public Sector and other Undertaking	--	--
Total: 03	0	0
04-Sugar-		
190-Investments in Public Sector and other Undertakings	--	--
Total: 04	0	0
05-Paper and New Print-		
190-Investments in Public Sector and other Undertakings	--	--
Total: 05	0	0
60-Others-		
600-Others	--	--
796-Tribal Area Sub-Plan	--	--
Total: 60	0	0
Total: Government of Chhattisgarh	0	0
GUJARAT		
01-Textiles-		
190-Investments in Public Sector and Other Undertakings	--	1075455
195-Co-operative Spinning Mills	--	22079
Total: 01	0	1097534
04-Sugar-		
190-Co-operative Sugar Mills	--	428118
796-Tribal Area Sub-plan	--	492053
Total: 04	0	920171

No. 43-B-4860-ACCOUNT of CAPITAL OUTLAY on CONSUMER INDUSTRIES during and to the end of the year 2005-06-Contd.

	(In thousands of Rupees)	
	Expenditure	
	During the year	To end of the year
GUJARAT		
05-Paper and Newsprint-		
800-Other Expenditure	--	987
Total: 05	0	987
60-Others-		
600-Others	--	142
Total: 60	0	142
Total: Government of Gujarat	0	2018834
HARYANA		
01-Textiles-		
195-Co-operative Spinning Mills-	--	2500
Total: 01	0	2500
04-Sugar-		
190-Investments in Public Sector and Other Undertakings	--	374
195-Co-operative Sugar Mills-	7500	460149
Total: 04	7500	460523
05-Paper and Newsprint-		
190-Investments in Public Sector and Other Undertakings	--	376
Total: 05	0	376
60 - Others-		
206 - Distilleries	--	210
Total : 60	0	210
Total: Government of Haryana	7500	463609
JAMMU AND KASHMIR		
01-Textiles-		
800-Other Expenditure	--	13940
05-Paper and Newsprint-		
800-Other Expenditure	--	152
60-Others-		
600-Others	--	299285
Total: Government of Jammu and Kashmir	0	313377
KARNATAKA		
01-Textiles-		
190-Investments in Public Sector and Other Undertakings	500	583081
Total: 01	500	583081

No. 43-B-4860-ACCOUNT of CAPITAL OUTLAY on CONSUMER INDUSTRIES during and to the end of the year 2005-06-Contd.

	(In thousands of Rupees)	
	Expenditure	
	During the year	To end of the year
KARNATAKA		
03-Leather-		
190-Investments in Public Sector and Other Undertakings		3204
Total: 03	0	3204
04-Sugar-		
190-Investments in Public Sector and Other Undertakings		790245
Total: 04	0	790245
05-Paper and Newsprint-		
190-Investments in Public Sector and Other Undertakings		760928
Total: 05	0	760928
60-Others-		
101-Edible Oils		210
102-Food and Beverages		395
212-Soap		216300
219-Ceramics		2571
220-Tobacco		6212
600-Others		6770
Total: 60	0	227316
Total: Government of Karnataka	500	2364774
KERALA		
01-Textiles-		
190-Investments in Public Sector and Other Undertakings		353266
195 - Investments in Co-operative Spinning Mills		394330
800 - Other Expenditure		1935
Total: 01	0	749531
04-Sugar-		
190-Investments in Public Sector and Other Undertakings		3199
195 - Investment in Co-operative Sugar Mills		6166
Total: 04	0	9365

No. 43-B-4860-ACCOUNT of CAPITAL OUTLAY on CONSUMER INDUSTRIES during and to the end of the year 2005-06-Contd.

	(In thousands of Rupees)	
	During the year	To end of the year
KERALA		
05-Paper and Newsprint-		
190-Investments in Public Sector and Other Undertakings	--	1327
Total: 05	0	1327
60-Others-		
101-Edible Oils	--	(A) -1690
190-Investments in Public sector and Other Undertakings	--	634517
212-Soap	--	(A) -204
800-Other Expenditure	--	2666
Total: 60	0	635289
Total: Government of Kerala	0	1395512
MADHYA PRADESH		
01-Textiles-		
00-Research and Development	--	5000
190-Investments in Public Sector and Other Undertakings	--	53453
Total: 01	0	58453
03-Leather-		
190-Investments in Public Sector and Other Undertakings	--	10331
Total: 03	0	10331
04-Sugar-		
190- Investments in Public sector and other Undertakings	--	15918
Total: 04	0	15918
05-Paper and Newsprint-		
190-Investments in Public Sector and Other Undertakings	--	16973
Total: 05	0	16973
60- Others-		
600-Others	--	1200
796-Tribal Area Sub-plan	--	16676
Total: 60	0	17876
Total : Government of Madhya Pradesh	0	119551 (B)

(A) Progressive minus expenditure is due to receipts and recoveries on capital account being more than the expenditure.

(B) Rs. 119551 thousands retained in M.P. pending allocation between M.P. and its successor state.

No. 43-B-4860-ACCOUNT of CAPITAL OUTLAY on CONSUMER INDUSTRIES during and to the end of the year 2005-06-Contd.

	(In thousands of Rupees)	
	Expenditure	
	During the year	To end of the year
MAHARASHTRA		
01-Textiles-		
190-Investments in Public Sector and Other Undertakings	1124959	3554652
797-Transfers to/from Reserve Funds and Deposit Accounts		-8538
800-Other Expenditure		72078
Total: 01	1124959	3618192
60-Others-		
206-Distilleries		
600-Others		
797-Transfers to/from Reserve Funds and Deposit Accounts		-1063
800-Other Expenditure		2603
Total: 60	0	1540
Total: Government of Maharashtra	1124959	3619732
MANIPUR		
01-Textiles-		
101-Industrial Estate		30471
190-Investments in Public Sector and Other Undertakings	802	314000
Total: 01	802	344471
04-Sugar-		
004-Research and Development		3044
190-Investments in Public Sector and Other Undertakings		
800-Other Expenditure		13767
Total: 04	0	16811
60-Others-		
600-Others		97261
Total: 60	0	97261
Total: Government of Manipur	802	458543
MEGHALAYA		
60-Others-		
190-Investments in Public Sector and Other Undertakings		37978
Total: Government of Meghalaya	0	37978

No. 43-B-4860-ACCOUNT of CAPITAL OUTLAY on CONSUMER INDUSTRIES during and to the end of the year 2005-06-Contd.

	(In thousands of Rupees)	
	Expenditure	
	During the year	To end of the year
NAGALAND		
01-Textiles-		
190-Investments in Public Sector and Other Undertakings	--	23184
800-Other Expenditure	28120	52035
Total: -01	28120	75219
04-Sugar-		
190-Investments in Public Sector and Other Undertakings	--	66512
800-Other Expenditure	--	41143
Total: 04	0	107655
05-Paper and Newsprint-		
190-Investments in Public Sector and Other Undertakings	--	63293
800-Other Expenditure	--	28075
Total: 05	0	91368
60-Others-		
102-Food and Beverages	5720	152983
600-Others	142832	996974
800-Other Expenditure	9500	47541
Total: 60	158052	1197498
Total: Government of Nagaland	186172	1471740
ORISSA		
01-Textiles-		
190-Investments in Public Sector and Other Undertakings	--	152612
195-Investments in Co-operatives	--	122515
Total: 01	0	275127
03-Leather-		
190-Investments in Public Sector and Other Undertakings	--	27150
Total: 03	0	27150
04-Sugar-		
190-Investments in Public Sector and Other Undertakings-	--	147563
800-Other Expenditure	--	21700
Total: 04	0	169263
05-Paper & News Prints-		
800-Other Expenditure	--	60000
Total:05	0	60000

COMBINED FINANCE AND REVENUE ACCOUNTS OF THE UNION AND STATE GOVERNMENTS IN INDIA FOR THE YEAR 2005-06

No. 43-B-4860-ACCOUNT of CAPITAL OUTLAY on CONSUMER INDUSTRIES during and to the end of the year 2005-06-Contd.
(In thousands of Rupees)

	Expenditure	
	During the year	To end of the year
ORISSA		
60-Others-		
101-Edible Oils and Vanaspati	--	675
195-Investments in Co-operatives	--	560
218-Salt	--	330
600 - Others	--	3866
796 - Tribal Area Sub-Plan	--	2885
800-Other Expenditure	--	--
Total: 60	0	8316
Total: Government of Orissa	0	539856
PUNJAB		
01-Textiles-		
190-Investments in Public Sector and Other Undertakings	--	128490
195-Co-operative Spinning Mills	--	426590
Total: 01	0	555080
04-Sugar-		
190-Investments in Public Sector and Other Undertakings	--	1097
195-Co-operative Sugar Mills	--	827276
Total: 04	0	828373
05-Paper and Newsprint-		
190-Investments in Public Sector and Other Undertakings	--	548
Total: 05	0	548
60-Others-		
600-Others	--	47
Total: 60	0	47
Total: Government of Punjab	0	1384048
RAJASTHAN		
01-Textiles-		
190-Investments in Public Sector and Other Undertakings	--	327687
Total: 01	0	327687
03-Leather-		
190-Investments in Public Sector and Other Undertakings	--	--
Total: 03	0	0

Economic Services

No: 43-B-4860-ACCOUNT of CAPITAL OUTLAY on CONSUMER INDUSTRIES during and to the end of the year 2005-06-Contd.

	(In thousands of Rupees)	
	Expenditure	
	During the year	To end of the year
RAJASTHAN		
04-Sugar-		(A)
190-Investments in Public Sector and other Undertakings		101049
Total: 04	0	101049
60-Others-		(B)
214-Toilet Preparation		760
218-Salt		11138
600-Others		11662
901-Deduct-Receipts and Recoveries on Capital Account		
Total: 60	0	23560
Total: Government of Rajasthan	0	462296
SIKKIM		
60-Others-		
102-Foods and Beverage		18234
190-Investments in Public Sector and other Undertakings		273399
600-Others-	43200	104300
Total: Government of Sikkim	43200	395933
TAMIL NADU		
01-Textiles-		
190-Investments in Public Sector and other Undertakings		47442
195-Investments in Co-operative Spinning Mills		619658
800-Other Expenditure		193770
Total: 01	0	860870
03-Leather-		
190-Investments in Public Sector and other Undertakings		55800
Total: 02	0	55800
04-Sugar-		
190-Investments in Public Sector and other Undertakings	-70026	511597
800-Other Expenditure		134416
Total: 04	-70026	646013
05-Paper and Newsprint-		
190-Investments in Public Sector and other Undertakings		244449
800-Other Expenditure		131760
Total: 05	0	376209

(A) Investment in Ganga Nagar Sugar Mills Ltd., Jaipur (Rs. 35461 thousands) and Co-operative Sugar Mills (Rs. 65588 thousands).

(B) Investment in Hi-Tech precision Glass company Ltd., Jaipur.

(C). It includes investment in Jaipur Udyog Ltd., Sawai Madhopur (Rs. 7500 thousands), Toilets Stoneware Pipe and Sanitary Fittings Manufacturing Co. Ltd. (Rs. 13 thousands) Industrial Co-operative Societies (Rs. 471 thousands).

No. 43-B-4860-ACCOUNT OF CAPITAL OUTLAY on CONSUMER INDUSTRIES during and to the end of the year 2005-06-Contd.

	(In thousands of Rupees)	
	Expenditure	
	During the year	To end of the year
TAMIL NADU		
60-Others-		
101-Edible Oils		1825
102-Foods and Beverages		800
190-Investments in Public Sector and other Undertakings		18611
206-Distilleries		8500
212-Soap		18 (A)
218-Salt		31701 (B)
600-Others		21295
Total: 60	0	82750
Total: Government of Tamil Nadu	-70026	2021642
TRIPURA		
05-Paper and Newsprint-		
190-Investments in Public Sector and other Undertakings		1315
60- Others	100100	1136716
Total: Government of Tripura	100100	1138031
UTTAR PRADESH		
01-Textiles-		
190-Investments in Public Sector and other Undertakings		1666781
191-Consumer Co-operatives		592338
800-Other Expenditure		430
Total: 01	0	2259549
03-Leather-		
800-Other Expenditure		15
Total: 03	0	15
04-Sugar-		
190-Investments in Public Sector and other Undertakings	1459080	9417353
195-Consumer Co-operatives		1013506
800-Other Expenditure		83176
Total: 04	1459080	10494035

* Minus expenditure is under examination.

(A) Includes Rs. 3 thousands adjusted proforma in rectification in misclassification during previous years.


(B) Includes Rs. (-) 3 thousands adjusted proforma in rectification of misclassification during previous years.

No. 43-B-4860-ACCOUNT of CAPITAL OUTLAY on CONSUMER INDUSTRIES during and to the end of the year 2005-06-Concl'd.

(In thousands of Rupees)

	Expenditure	
	During the year	To end of the year
UTTAR PRADESH		
60-Others-		
195-Consumer Co-operatives		184928
206-Distilleries		245
600-Others		-61487
901-Deduct-Receipts and Recoveries on Capital Account		-242529
Total: 60	0	-118843
Total: Government of Uttar Pradesh	1459080	12634756
		(A)
WEST BENGAL		
01-Textiles-		
190-Investments in Public Sector and Other Undertakings		200333
Total: 01	0	200333
02-Drugs and Pharmaceuticals-		
190-Investments in Public Sector and Other Undertakings		62923
Total : 02	0	62923
03-Leather-		
800-Other Expenditure	7816	159106
Total : 03	7816	159106
04-Sugar-		
190-Investments in Public Sector and Other Undertakings		157054
Total: 04	0	157054
60-Others-		
102-Foods & Beverage	25846	28794
190-Investments in Public Sector and Other Undertakings		528607
206-Distilleries		9162
218-Salt		512
600-Other Expenditure	76895	778996
901-Deduct-Receipts and Recoveries on Capital Account		
Total: 60	102741	1346071
Total: Government of West Bengal	110557	1925487
Total: Capital Outlay on Consumer Industries	3598678	56726981

(A) The amount of Rs. 11175676 thousands is yet to be allocated between U.P. and its successor state.



No. 43-C-6860-ACCOUNT of LOANS for CONSUMER INDUSTRIES showing the amounts ADVANCED and REPAYED during the year ended 31st March, 2006 and the BALANCES of such LOANS at the commencement and at the end of the year 2005-06

(In thousands of rupees)

	Union Government	U.T. Govt. Puducherry	STATE GOVERNMENTS							Item No.
			Andhra Pradesh	Arunachal Pradesh	Assam	Bihar	Chhattisgarh	NCT Delhi	Goa	
01-Textiles-										
101-Loans to Co-operative Spinning Mills-										
Balance 1st April, 2005	429008		446082							1
Advanced during the year			142969							2
Repaid during the year			4530							3
Balance 31st March, 2006	429008	0	584521	0	0	0	0	0	0	4
190-Loans to Public Sector and other Undertakings-										
Balance 1st April, 2005	64305646	30886	52478		84468	12977	665			5
Advanced during the year	2665000				10000					6
Repaid during the year			4742							7
Balance 31st March, 2006	66970646	30886	47736	0	94468	12977	665	0	0	8
196-Loans to Co-operation-										
Balance 1st April, 2005			18139							9
Advanced during the year										10
Repaid during the year										11
Balance 31st March, 2006	0	0	18139	0	0	0	0	0	0	12
789-Special Component Plan for Scheduled Castes -Assistance to Small Handloom Unit-										
Balance 1st April, 2005										13
Advanced during the year										14
Repaid during the year										15
Balance 31st March, 2006	0	0	0	0	0	0	0	0	0	16
796 Tribal Area Sub-plan-										
Balance 1st April, 2005							1500	1068		17
Advanced during the year										18
Repaid during the year										19
Balance 31st March, 2006	0	0	0	0	0	0	1500	1068	0	20
800-Other Loans-										
Balance 1st April, 2005	-22				560750	55108		3664		21
Advanced during the year										22
Repaid during the year										23
Balance 31st March, 2006	(A) -22	0	0	0	560750	55108	0	3664	0	24

(A) Adverse balance is under investigation.

No. 43-C-6860-ACCOUNT of LOANS for CONSUMER INDUSTRIES showing the amounts ADVANCED and REPAYED during the year ended 31st March, 2006 and the BALANCES of such LOANS at the commencement and at the end of the year 2005-06-Contd.

(In thousands of rupees)

Item No.	STATE GOVERNMENTS								Total carried over
	Gujarat	Haryana	Himachal Pradesh	Jammu and Kashmir	Jharkhand	Karnataka	Kerala	Madhya Pradesh	
1	616					41786	241428		1158920
2							20000		162969
3									4530
4	616	0	0	0	0	41786	261428	0	1317359
5	3526785					178491	259468	943685	69395549
6						2388		2000	2679388
7						16056			20798
8	3526785	0	0	0	0	164823	259468	945685	72054139
9									18139
10									0
11									0
12	0	0	0	0	0	0	0	0	18139
13								120	120
14									0
15									0
16	0	0	0	0	0	0	0	120	120
17								2970	5538
18									0
19									0
20	0	0	0	0	0	0	0	2970	5538
21	26543	561				296678			943282
22									0
23	16161					(A) -55082			38921
24	10382	561	0	0	0	351760	0	0	982203

(A) Minus figures due to rectification of misclassification during earlier years.

Loans and Advances

No. 43-C-6860-ACCOUNT of LOANS for CONSUMER INDUSTRIES showing the amounts ADVANCED and REPAYED during the year ended 31st March, 2006 and the BALANCES of such LOANS at the commencement and at the end of the year 2005-06-Contd.

(In thousands of rupees)

	Total brought forward	STATE GOVERNMENTS					Orissa	Item No.
		Maharashtra	Manipur	Meghalaya	Mizoram	Nagaland		
01-Textiles-								
101-Loans to Co-operative Spinning Mills-								
Balance 1st April, 2005	1158920						31066	1
Advanced during the year	162969							2
Repaid during the year	4530							3
Balance 31st March, 2006	1317359	0	0	0	0	0	31066	4
190-Loans to Public Sector and other Undertakings-								
Balance 1st April, 2005	69395549	4033026					372519	5
Advanced during the year	2679388							6
Repaid during the year	20798	200000						7
Balance 31st March, 2006	72054139	3833026	0	0	0	0	372519	8
195-Loans to Co-operation-								
Balance 1st April, 2005	18139						131494	9
Advanced during the year	0							10
Repaid during the year	0						715	11
Balance 31st March, 2006	18139	0	0	0	0	0	130779	12
789-Special Component Plan for Scheduled Castes -Assistance to Small Handloom Unit-								
Balance 1st April, 2005	120							13
Advanced during the year	0							14
Repaid during the year	0							15
Balance 31st March, 2006	120	0	0	0	0	0	0	16
796 Tribal Area Sub-plan-								
Balance 1st April, 2005	5538							17
Advanced during the year	0							18
Repaid during the year	0							19
Balance 31st March, 2006	5538	0	0	0	0	0	0	20
800-Other Loans-								
Balance 1st April, 2005	943282	136245						21
Advanced during the year	0							22
Repaid during the year	-38921							23
Balance 31st March, 2006	982203	136245	0	0	0	0	0	24

No. 43-C-6860-ACCOUNT of LOANS for CONSUMER INDUSTRIES showing the amounts ADVANCED and REPAID during the year ended 31st March, 2006 and the BALANCES of such LOANS at the commencement and at the end of the year 2005-06-Contd.

(In thousands of rupees)

Sl. No.	STATE GOVERNMENTS								Total
	Punjab	Rajasthan	Sikkim	Tamil Nadu	Tripura	Uttar akhand	Uttar Pradesh	West Bengal	
1				463652			979587	68204	2701429
2				99498			9000	40125	311592
3				9					4539
4	0	0	0	563141	0	0	988587	108329	3008482
5	15325			9491			1255447	3059783	78141140
6								168794	2848182
7				4000				500	225298
8	15325	0	0	5491	0	0	1255447	3228077	80764024
9									149633
10									0
11									715
12	0	0	0	0	0	0	0	0	148918
13									120
14									0
15									0
16	0	0	0	0	0	0	0	0	120
17									5538
18									0
19									0
20	0	0	0	0	0	0	0	0	5538
21		52259		5616					1137402
22		1065		0					1065
23				4					38917
24	0	53324	0	5612	0	0	0	0	1177384

Loans and Advances

No. 43-C-6860-ACCOUNT of LOANS for CONSUMER INDUSTRIES showing the amounts ADVANCED and REPAYED during the year ended 31st March, 2006 and the BALANCES of such LOANS at the commencement and at the end of the year 2005-06-Contd.

(In thousands of rupees)

	Union Government	U.T. Govt. Puducherry	STATE GOVERNMENTS							Item No.
			Andhra Pradesh	Arunachal Pradesh	Assam	Bihar	Chhattisgarh	NCT Delhi	Goa	
03-Leather-										
190-Loans to Public Sector and other Undertakings-										
Balance 1st April, 2005	1685427		68776				121249			1
Advanced during the year	600									2
Repaid during the year										3
Balance 31st March, 2006	1686027	0	68776	0	0		121249	0	0	4
195-Loans to Leather Co-operatives-										
Balance 1st April, 2005			18							5
Advanced during the year										6
Repaid during the year										7
Balance 31st March, 2006	0	0	18	0	0		0	0	0	8
216-Films-										
Balance 1st April, 2005										9
Advanced during the year										10
Repaid during the year										11
Balance 31st March, 2006	0	0	0	0	0		0	0	0	12
796-Tribal Area Sub-plan-										
Balance 1st April, 2005							11422			13
Advanced during the year										14
Repaid during the year										15
Balance 31st March, 2006	0	0	0	0	0		11422	0	0	16
800-Other Loans-										
Balance 1st April, 2005			1957					233		17
Advanced during the year										18
Repaid during the year										19
Balance 31st March, 2006	0	0	1957	0	0		0	233	0	20
04-Sugar-										
101-Loans to Co-operative Sugar Mills-										
Balance 1st April, 2005	521660		1163126		3000		1000			21
Advanced during the year			174500							22
Repaid during the year			226							23
Balance 31st March, 2006	521660	0	1337400	0	3000		1000	0	0	24

COMBINED FINANCE AND REVENUE ACCOUNTS OF THE UNION AND STATE GOVERNMENTS IN INDIA FOR THE YEAR 2005-06

**No. 43-C-6860-ACCOUNT of LOANS for CONSUMER INDUSTRIES showing the amounts ADVANCED and REPAID
during the year ended 31st March, 2006 and the BALANCES of such LOANS at the
commencement and at the end of the year 2005-06-Contd.**

(in thousands of rupees)

Item No.	STATE GOVERNMENTS								Total carried over
	Gujarat	Haryana	Himachal Pradesh	Jammu and Kashmir	Jharkhand	Karnataka	Kerala	Madhya Pradesh	
1						558			1876010
2									600
3									0
4	0	0	0	0	0	558	0	0	1876610
5		4509							4527
6									0
7									0
8	0	4509	0	0	0	0	0	0	4527
9									0
10									0
11									0
12	0	0	0	0	0	0	0	0	0
13									11422
14									0
15									0
16	0	0	0	0	0	0	0	0	11422
17								642	2832
18									0
19									0
20	0	0	0	0	0	0	0	642	2832
21	33460	3834609				3190840	40626	19335	8807656
22		10000				2780			187280
23		88000							88226
24	33460	3756609	0	0	0	3193620	40626	19335	8906710

Loans and Advances

No. 43-C-6860-ACCOUNT of LOANS for CONSUMER INDUSTRIES showing the amounts ADVANCED and REPAYED during the year ended 31st March, 2006 and the BALANCES of such LOANS at the commencement and at the end of the year 2005-06-Contd.

(In thousands of rupees)

	Total brought forward	STATE GOVERNMENTS						Item No.
		Maharashtra	Manipur	Meghalaya	Mizoram	Nagaland	Orissa	
03-Leather-								
190-Loans to Public Sector and other Undertakings-								
Balance 1st April, 2005	1876010							1
Advanced during the year	600							2
Repaid during the year	0							3
Balance 31st March, 2006	1876610	0	0	0	0	0	0	4
195-Loans to Leather Co-operatives-								
Balance 1st April, 2005	4527							5
Advanced during the year	0							6
Repaid during the year	0							7
Balance 31st March, 2006	4527	0	0	0	0	0	0	8
216-Films-								
Balance 1st April, 2005	0							9
Advanced during the year	0							10
Repaid during the year	0							11
Balance 31st March, 2006	0	0	0	0	0	0	0	12
796-Tribal Area Sub-plan-								
Balance 1st April, 2005	11422							13
Advanced during the year	0							14
Repaid during the year	0							15
Balance 31st March, 2006	11422	0	0	0	0	0	0	16
800-Other Loans-								
Balance 1st April, 2005	2832							17
Advanced during the year	0							18
Repaid during the year	0							19
Balance 31st March, 2006	2832	0	0	0	0	0	0	20
04-Sugar-								
101-Loans to Co-operative Sugar Mills-								
Balance 1st April, 2005	8807656						248937	21
Advanced during the year	187280							22
Repaid during the year	88226						31168	23
Balance 31st March, 2006	8906710	0	0	0	0	0	217769	24

COMBINED FINANCE AND REVENUE ACCOUNTS OF THE UNION AND STATE GOVERNMENTS IN INDIA FOR THE YEAR 2005-06

No. 43-C-6860-ACCOUNT of LOANS for CONSUMER INDUSTRIES showing the amounts ADVANCED and REPAYED during the year ended 31st March, 2006 and the BALANCES of such LOANS at the commencement and at the end of the year 2005-06-Contd.

Item No.	STATE GOVERNMENTS								Total
	Punjab	Rajasthan	Sikkim	Tamil Nadu	Tripura	Uttarakhand	Uttar Pradesh	West Bengal	
1		245		39589				30190	1946034
2									600
3									0
4	0	245	0	39589	0	0	0	30190	1946634
5									4527
6									0
7									0
8	0	0	0	0	0	0	0	0	4527
9									0
10									0
11									0
12	0	0	0	0	0	0	0	0	0
13									11422
14									0
15									0
16	0	0	0	0	0	0	0	0	11422
17									2832
18									0
19									0
20	0	0	0	0	0	0	0	0	2832
21	2704			1689827					10749124
22									187280
23									119394
24	2704	0	0	1689827	0	0	0	0	10817010

Loans and Advances

No. 43-C-6860-ACCOUNT of LOANS for CONSUMER INDUSTRIES showing the amounts ADVANCED and REPAYED during the year ended 31st March, 2006 and the BALANCES of such LOANS at the commencement and at the end of the year 2005-06-Contd.

(In thousands of rupees)

	Union Government	U.T. Govt. Puducherry	STATE GOVERNMENTS							Item No.
			Andhra Pradesh	Arunachal Pradesh	Assam	Bihar	Chhattisgarh	NCT Delhi	Goa	
190-Loans to Public Sector and other Undertakings-										
Balance 1st April, 2005	18372138		(A) 35154		33100	2998964	3780			1
Advanced during the year	1245361					564				2
Repaid during the year	11903									3
Balance 31st March, 2006	19605596	0	35154	0	33100	2999528	3780	0	0	4
796-Tribal Area Sub-Plan-										
Balance 1st April, 2005										5
Advanced during the year										6
Repaid during the year										7
Balance 31st March, 2006	0	0	0	0	0	0	0	0	0	8
797-Transfer to/from Reserve Fund and Deposit Accounts-										
Balance 1st April, 2005	-2839701									9
Advanced during the year										10
Repaid during the year										11
Balance 31st March, 2006	-2839701	0	0	0	0	0	0	0	0	12
800-Other Loans-										
Balance 1st April, 2005	648295		78300		85877					13
Advanced during the year										14
Repaid during the year										15
Balance 31st March, 2006	648295	0	78300	0	85877	0	0	0	0	16
902-Deduct Amount met from Sugar Development fund-										
Balance 1st April, 2005	-14927246									17
Advanced during the year	-1231361									18
Repaid during the year										19
Balance 31st March, 2006	-16158607	0	0	0	0	0	0	0	0	20
05-Paper and Newsprint-190-Loans to Public Sector and other Undertakings-										
Balance 1st April, 2005	2749563									21
Advanced during the year	172600									22
Repaid during the year										23
Balance 31st March, 2006	2922163	0	0	0	0	0	0	0	0	24
800-Other Loans-										
Balance 1st April, 2005					31400					25
Advanced during the year										26
Repaid during the year										27
Balance 31st March, 2006	0	0	0	0	31400	0	0	0	0	28

(A) Differs from previous year's closing balance by Rs. 1000 (decreased) due to rounding.

No. 43-C-6860-ACCOUNT of LOANS for CONSUMER INDUSTRIES showing the amounts ADVANCED and REPAYED during the year ended 31st March, 2006 and the BALANCES of such LOANS at the Commencement and at the end of the year 2005-06-Contd.

(In thousands of rupees)

Item No.	STATE GOVERNMENTS									Total carried over
	Gujarat	Haryana	Himachal Pradesh	Jammu and Kashmir	Jharkhand	Karnataka	Kerala	Madhya Pradesh		
1						988204	32682	141862		22605884
2						351242				1597167
3										11903
4	0	0	0	0	0	1339446	32682	141862		24191148
5	16321									16321
6										0
7										0
8	16321	0	0	0	0	0	0	0	0	16321
9										-2839701
10										0
11										0
12	0	0	0	0	0	0	0	0	0	-2839701
13		374								812846
14										0
15										0
16	0	374	0	0	0	0	0	0	0	812846
17										-14927246
18										-1231361
19										0
20	0	0	0	0	0	0	0	0	0	-16158607
21						760358				3509921
22						267500				440100
23										0
24	0	0	0	0	0	1027858	0	0	0	3950021
25										31400
26										0
27										0
28	0	0	0	0	0	0	0	0	0	31400

Loans and Advances

No. 43-C-6860-ACCOUNT of LOANS for CONSUMER INDUSTRIES showing the amounts ADVANCED and REPAYED during the year ended 31st March, 2006 and the BALANCES of such LOANS at the commencement and at the end of the year 2005-06-Contd.

Item No.	STATE GOVERNMENTS								Total
	Punjab	Rajasthan	Sikkim	Tamil Nadu	Tripura	Uttarakhand	Uttar Pradesh	West Bengal	
1		4259		523100			11815695	429592	35407330
2				823665			250000	28035	2698867
3		1000		11056			4500		28459
4	0	3259	0	1335709	0	0	12061195	457627	38077738
5									16321
6									0
7									0
8	0	0	0	0	0	0	0	0	16321
9									-2839701
10									0
11									0
12	0	0	0	0	0	0	0	0	-2839701
13									837572
14									0
15									0
16	0	0	0	0	0	0	0	0	837572
17									-14927246
18									-1231361
19									0
20	0	0	0	0	0	0	0	0	-16158607
21								61286	3571205
22									440100
23									0
24	0	0	0	(A) -2	0	0	0	61286	4011305
25									31400
26									0
27									0
28	0	0	0	0	0	0	0	0	31400

(A) Minus balance is under examination.

Loans and Advances

No. 43-C-6860-ACCOUNT of LOANS for CONSUMER INDUSTRIES showing the amounts ADVANCED and REPAYED during the year ended 31st March, 2006 and the BALANCES of such LOANS at the commencement and at the end of the year 2005-06-Contd.

(In thousands of rupees)

Item No.	STATE GOVERNMENTS								Total carried over
	Gujarat	Haryana	Himachal Pradesh	Jammu and Kashmir	Jharkhand	Karnataka	Kerala	Madhya Pradesh	
1								27	35042
2									0
3									0
4	0	0	0	0	0	0	0	27	35042
5							0		23208
6									0
7									0
8	0	0	0	0	0	0	0	0	23208
9							2707651		19549485
10							334000		1962671
11									0
12	0	0	0	0	0	0	3041651	0	21512156
13									6125
14									0
15									73
16	0	0	0	0	0	0	0	0	6052
17		7475							7604
18									0
19									0
20	0	7475	0	0	0	0	0	0	7604
21						40824			40824
22									0
23									0
24	0	0	0	0	0	40824	0	0	40824
25									0
26									0
27									0
28	0	0	0	0	0	0	0	0	0

Loans and Advances

No. 43-C-6860-ACCOUNT of LOANS for CONSUMER INDUSTRIES showing the amounts **ADVANCED** and **REPAID** during the year ended 31st March, 2006 and the **BALANCES** of such **LOANS** at the commencement and at the end of the year 2005-06:Contd.

(In thousands of rupees)

Sl. No.	STATE GOVERNMENTS								Total
	Punjab	Rajasthan	Sikkim	Tamil Nadu	Tripura	Uttarakhand	Uttar Pradesh	West Bengal	
1							0		58542
2									0
3									0
4	0	0	0	0	0	0	0	0	58542
5				5936				2027	31171
6									0
7									0
8	0	0	0	5936	0	0	0	2027	31171
9				-1127				2937696	22486054
10								138069	2100740
11								2069	2069
12	0	0	0	(A) -1127	0	0	0	3073696	24584725
13									6125
14									0
15									73
16	0	0	0	0	0	0	0	0	6052
17									7604
18									0
19									0
20	0	0	0	0	0	0	0	0	7604
21									40824
22									0
23									0
24	0	0	0	0	0	0	0	0	40824
25									0
26									0
27									0
28	0	0	0	0	0	0	0	0	0

(A) Minus balance is under examination.

Loans and Advances

No. 43-C-6860-ACCOUNT of LOANS for CONSUMER INDUSTRIES showing the amounts ADVANCED and REPAYED during the year ended 31st March, 2006 and the BALANCES of such LOANS at the commencement and at the end of the year 2005-06-Contd.

(In thousands of rupees)

	Union Government	U.T. Govt. Puducherry	STATE GOVERNMENTS							Item No.
			Andhra Pradesh	Arunachal Pradesh	Assam	Bihar	Chhattisgarh	NCT Delhi	Goa	
214-Toilet Preparation-										
Balance 1st April, 2005										1
Advanced during the year										2
Repaid during the year										3
Balance 31st March, 2006	0	0	0	0	0	0	0	0	0	4
216-Photo Films-										
Balance 1st April, 2005	1915723						1275			5
Advanced during the year	254100									6
Repaid during the year										7
Balance 31st March, 2006	2169823	0	0	0	0	1275	0	0	0	8
218-Salt-										
Balance 1st April, 2005	290064									9
Advanced during the year	37750									10
Repaid during the year	289200									11
Balance 31st March, 2006	38614	0	0	0	0	0	0	0	0	12
317-Jute-										
Balance 1st April, 2005	169064				7522					13
Advanced during the year										14
Repaid during the year										15
Balance 31st March, 2006	169064	0	0	0	7522	0	0	0	0	16
600-Others-										
Balance 1st April, 2005	2029473				217091					17
Advanced during the year										18
Repaid during the year										19
Balance 31st March, 2006	2029473	0	0	0	217091	0	0	0	0	20
789-Special Component Plan for Scheduled Castes										
Balance 1st April, 2005										21
Advanced during the year										22
Repaid during the year										23
Balance 31st March, 2006	0	0	0	0	0	0	0	0	0	24
800-Others Loans-										
Balance 1st April, 2005										25
Advanced during the year										26
Repaid during the year										27
Balance 31st March, 2006	0	0	0	0	0	0	0	0	0	28
Total: Loans for Consumer Industries-										
Balance 1st April, 2005	92249139	37011	1864159	0	1023208	(A) 3203495	5756	3664	0	29
Advanced during the year	4772721	0	317469	0	10000	664	0	0	0	30
Repaid during the year	301103	73	9498	0	0	0	0	0	0	31
Balance 31st March, 2006	96720767	36938	2172130	0	1033208	3204069	5756	3664	0	32
Interest received and credited to revenue	374000									33

(A) Includes the undivided balances retained in Bihar pending allocation.

No. 43-C-6860-ACCOUNT of LOANS for CONSUMER INDUSTRIES showing the amounts ADVANCED and REPAYED during the year ended 31st March, 2006 and the BALANCES of such LOANS at the commencement and at the end of the year 2005-06-Contd.

(In thousands of rupees)

Item No.	STATE GOVERNMENTS								Total carried over
	Gujarat	Haryana	Himachal Pradesh	Jammu and Kashmir	Jharkhand	Karnataka	Kerala	Madhya Pradesh	
1									0
2									0
3									0
4	0	0	0	0	0	0	0	0	0
5									1916998
6									254100
7									0
8	0	0	0	0	0	0	0	0	2171098
9									290064
10									37750
11									289200
12	0	0	0	0	0	0	0	0	38614
13									176586
14									0
15									0
16	0	0	0	0	0	0	0	0	176586
17				100411		226229	867		2574071
18									0
19						84581			84581
20	0	0	0	100411	0	141648	867	0	2489490
21									0
22									0
23									0
24	0	0	0	0	0	0	0	0	0
25							5		5
26									0
27									0
28	0	0	0	0	0	0	5	0	5
29	3603725	3847528	0	100411	0	5723968	3282727	1106641	115240586
30	0	10000	0	0	0	623910	354000	2000	8099664
31	16161	88000	0	0	0	45555	0	0	460390
32	3587564	3769528	0	100411	0	6302323	3636727	1110641 (A)	120870860
33		17363							391363

(A) includes Rs. 36951 thousands yet to be allocated between M.P. and Chhattisgarh.

No. 43-C-6860-ACCOUNT of LOANS for CONSUMER INDUSTRIES showing the amounts ADVANCED and REPAYED during the year ended 31st March, 2006 and the BALANCES of such LOANS at the commencement and at the end of the year 2006-06-Contd.

	Total brought forward	STATE GOVERNMENTS						Item No.
		Maharashtra	Manipur	Meghalaya	Mizoram	Nagaland	Orissa	
(In thousands of rupees)								
214-Toliet Preparation-								
Balance 1st April, 2005	0							1
Advanced during the year	0							2
Repaid during the year	0							3
Balance 31st March, 2006	0	0	0	0	0	0	0	4
216-Photo Films-								
Balance 1st April, 2005	1916998							5
Advanced during the year	254100							6
Repaid during the year	0							7
Balance 31st March, 2006	2171098	0	0	0	0	0	0	8
218-Salt-								
Balance 1st April, 2005	290064						1171	9
Advanced during the year	37750							10
Repaid during the year	289200							11
Balance 31st March, 2006	38614	0	0	0	0	0	1171	12
317-Jute-								
Balance 1st April, 2005	176586							13
Advanced during the year	0							14
Repaid during the year	0							15
Balance 31st March, 2006	176586	0	0	0	0	0	0	16
600-Others-								
Balance 1st April, 2005	2574071					10000		17
Advanced during the year	0							18
Repaid during the year	84581							19
Balance 31st March, 2006	2489490	0	0	0	0	10000	0	20
789-Special Component Plan for Scheduled Castes								
Balance 1st April, 2005	0							21
Advanced during the year	0							22
Repaid during the year	0							23
Balance 31st March, 2006	0	0	0	0	0	0	0	24
803-Others Loans-								
Balance 1st April, 2005	5							25
Advanced during the year	0							26
Repaid during the year	0							27
Balance 31st March, 2006	5	0	0	0	0	0	0	28
Total: Loans for Consumer Industries-								
Balance 1st April, 2005	115240586	4190067	0	0	0	42730	808687	29
Advanced during the year	6090664	0	0	0	0	0	0	30
Repaid during the year	460390	200000	0	0	0	0	31883	31
Balance 31st March, 2006	120870860	3990067	0	0	0	42730	776804	32
Interest received and credited to revenue.	391363							33

No. 43-C-6860-ACCOUNT of LOANS for CONSUMER INDUSTRIES showing the amounts ADVANCED and REPAYED during the year ended 31st March, 2006 and the BALANCES of such LOANS at the commencement and at the end of the year 2005-06-Conclid.

(In thousands of rupees)

Item No.	STATE GOVERNMENTS								Total
	Punjab	Rajasthan	Sikkim	Tamil Nadu	Tripura	Uttarakhand	Uttar Pradesh	West Bengal	
1									0
2									0
3									0
4	0	0	0	0	0	0	0	0	0
5									1916998
6									254100
7									0
8	0	0	0	0	0	0	0	0	2171098
9				998					292233
10									37750
11									289200
12	0	0	0	998	0	0	0	0	40783
13								623460	800046
14									0
15								500	500
16	0	0	0	0	0	0	0	622960	799546
17		225418	9299	21507				1696214	4536509
18		100140						62500	162640
19				1399					85980
20	0	325558	9299	20108	0	0	0	1758714	4613169
21									0
22									0
23									0
24	0	0	0	0	0	0	0	0	0
25							4500		4505
26									0
27									0
28	0	0	0	0	0	0	4500	0	4505
29	18029	282181	9299	2758587	0	0	14055229	8908452	146289121
30	0	101205	0	923163	0	0	259000	437523	7811555
31	0	1000	0	16468	0	0	4500	3069	717310
32	18029	382386	9299	3665282	0	0	14309729	9342906	153383366
33								4856	396219

(A) Includes Rs. 6664966 thousands yet to be allocated between Uttar Pradesh and Uttarakhand.

No. 44-0875 - ACCOUNT of RECEIPTS from OTHER INDUSTRIES for the year ended 31st March, 2006

	Union Government	U.T.Govt. Puducherry	STATE GOVERNMENTS							Item No
			Andhra Pradesh	Arunachal Pradesh	Assam	Bihar	Chhattisgarh	NCT Delhi	Goa	
(in thousands of rupees)										
01-Opium and Alkaloid Industries-										
104-Receipts under the Rice Milling Industries (Regulation Act)										1
107-Ghazipur Opium Factory	564902									2
108-Neemuch Opium Factory	1284928									3
109-Ghazipur Alkaloid Works Factory	292324									4
110-Neemuch Alkaloid Works	666541									5
800-Other Receipts										6
Total:01	2808695	0	0	0	0	0	0	0	0	7
02-Other Industries -										
102-Licence Fees										8
103-Fines and Penalties										9
105-Receipts of each Departmental Commercial Undertaking										10
501-Services and Service Fees										11
800-Other Receipts			147				1			12
Total:02	0	0	147	0	0	0	1	0	0	13
03-Development of Backward Areas -										
800-Other Receipts										14
Total:03	0	0	0	0	0	0	0	0	0	15
60-Others -										
800-Other Receipts				663						16
900-Deduct-Refunds										17
Total:60	0	0	0	663	0	0	0	0	0	18
Total : Receipts from Other Industries	2808695	0	147	663	0	1	0	0	0	19

No. 44-0875 - ACCOUNT of RECEIPTS from OTHER INDUSTRIES for the year ended 31st March, 2006-Contd.

Item No	STATE GOVERNMENTS								Total Carried over
	Gujarat	Haryana	Himachal Pradesh	Jammu and Kashmir	Jharkhand	Karnataka	Kerala	Madhya Pradesh	
1									0
2									564902
3									1284928
4									292324
5									666541
6									0
7	0	0	0	0	0	0	0	0	2808695
8									0
9									0
10									0
11									0
12					2				150
13	0	0	0	0	2	0	0	0	150
14									0
15	0	0	0	0	0	0	0	0	0
16							29	1	693
17									0
18	0	0	0	0	0	0	29	1	693
19	0	0	0	0	2	0	29	1	2809538

No. 44-0875 - ACCOUNT of RECEIPTS from OTHER INDUSTRIES for the year ended 31st March, 2006-Contd.

	Total brought forward	STATE GOVERNMENTS						Item No
		Maharashtra	Manipur	Meghalaya	Mizoram	Nagaland	Orissa	
01-Opium and Alkaloid Industries-								
104-Receipts under the Rice Milling Industries (Regulation Act)	0							1
107-Ghazipur Opium Factory	564902							2
108-Neemuch Opium Factory	1284928							3
109-Ghazipur Alkaloid Works Factory	292324							4
110-Neemuch Alkaloid Works	666541							5
800-Other Receipts	0							6
Total:01	2808695	0	0	0	0	0	0	7
02-Other Industries -								
102-Licence Fees	0							8
103-Fines and Penalties	0							9
105-Receipts of each Departmental Commercial Undertaking	0							10
501-Services and Service Fees	0							11
800-Other Receipts	150		2					12
Total:02	150	0	2	0	0	0	0	13
03-Development of Backward Areas -								
800-Other Receipts	0							14
Total:03	0	0	0	0	0	0	0	15
60-Others -								
800-Other Receipts	693		2	55				16
900-Deduct-Refunds	0							17
Total:60	693	0	2	55	0	0	0	18
Total : Receipts from Other Industries	2809538	0	4	55	0	0	0	19

No. 44-0875 - ACCOUNT of RECEIPTS from OTHER INDUSTRIES for the year ended 31st March, 2006-Concl'd.

Item No	STATE GOVERNMENTS								Total
	Punjab	Rajasthan	Sikkim	Tamil Nadu	Tripura	Uttar Pradesh	Uttarakhand	West Bengal	
1									0
2									564902
3									1284928
4									292324
5									666541
6						374			374
7	0	0	0	0	0	374	0	0	2809069
8									0
9									0
10									0
11									0
12							1		153
13	0	0	0	0	0	0	1	0	153
14									0
15	0	0	0	0	0	0	0	0	0
16				19	/	324			1093
17									0
18	0	0	0	19	0	324	0	0	1093
19	0	0	0	19	0	698	1	0	2810315

No. 44-A-2875 - ACCOUNT of EXPENDITURE on OTHER INDUSTRIES for the year ended 31st March, 2006

	Union Government	U.T. Govt. Puducherry	STATE GOVERNMENTS							Item No
			Andhra Pradesh	Arunachal Pradesh	Assam	Bihar	Chhattisgarh	NCT Delhi	Goa	
01-Opium and Alkaloid Industries-										
001-Direction and Administration	4365									1
107-Ghazipur Opium Factory	525572									2
108-Neemuch Opium Factory	767398									3
109-Ghazipur Alkaloid Works	173092									4
110-Neemuch Alkaloid Works	226937									5
800-Other Expenditure										6
60-Other Industries -										
190-Assistance to Public Sector and Other Undertakings			4283							7
800-Other Expenditure			279909	50						8
911- Deduct Recoveries of overpayment										9
Total : Expenditure on Other Industries	1697364	0	284192	50	0	0	0	0	0	10
Charged			(A) 4283							11
Voted	1697364	0	279909	50	0	0	0	0	0	12

(A) Excludes Rs. 3.73 thousands (charged) met out of an advance from the Contingency Fund during the year 2005-06 but not recouped to the fund till the close of the year.

No. 44-A-2875 - ACCOUNT of EXPENDITURE on OTHER INDUSTRIES for the year ended 31st March, 2006-Contd.

Item No	STATE GOVERNMENTS								Total Carried over
	Gujarat	Haryana	Himachal Pradesh	Jammu and Kashmir	Jharkhand	Karnataka	Kerala	Madhya Pradesh	
1									4365
2									525572
3									767398
4									173092
5									226937
6									0
7	631								4914
8									279959
9									0
10	631	0	0	0	0	0	0	0	1982237
11									4283
12	631	0	0	0	0	0	0	0	1977954

No. 44-A-2875 - ACCOUNT of EXPENDITURE on OTHER INDUSTRIES for the year ended 31st March, 2006-Contd.

	Total brought forward	STATE GOVERNMENTS						Item No
		Maharashtra	Manipur	Meghalaya	Mizoram	Nagaland	Orissa	
01-Opium and Alkaloid Industries-								
001-Direction and Administration	4365							1
107-Ghazipur Opium Factory	525572							2
108-Neemuch Opium Factory	767398							3
109-Ghazipur Alkaloid Works	173092							4
110-Neemuch Alkaloid Works	226937							5
800-Other Expenditure	0							6
60-Other Industries -								
190-Assistance to Public Sector and Other Undertakings	4914						51022	7
800-Other Expenditure	279959							8
911- Deduct Recoveries of overpayment								9
Total : Expenditure on Other Industries	1982237	0	0	0	0	0	51022	10
Charged	4283							11
Voted	1977954	0	0	0	0	0	51022	12

No. 44-A-2875 - ACCOUNT of EXPENDITURE on OTHER INDUSTRIES for the year ended 31st March, 2006-Concl'd.

Item No	STATE GOVERNMENTS								Total
	Punjab	Rajasthan	Sikkim	Tamil Nadu	Tripura	Uttar Pradesh	Uttarakhand	West Bengal	
1									4365
2									525572
3									767398
4									173092
5									226937
6									0
7									55936
8					24540				304499
9				-13128					-13128
10	0	0	0	-13128	24540	0	0	0	2044671
11									4283
12	0	0	0	-13128	24540	0	0	0	2040388

No. 44-B-4875 - ACCOUNT of CAPITAL OUTLAY on OTHER INDUSTRIES during and to the end of the year 2005-06

(in thousands of rupees)

	Expenditure	
	During the year	To end of the year
UNION GOVERNMENT		
01 - Opium and Alkaloid Industries -		
107-Gazipur Opium Factory	3236	42824
108-Neemuch Opium Factory	1030	97559
109-Gazipur Alkaloid Works	1657	49800
110-Neemuch Alkaloid Works	2065	106135
60 - Other Industries -		
004-Research and Development		443937
190-Investments in Public Sector and Other Undertakings		6067310
800-Other Expenditure		368084
901-Deduct - Receipts and Recoveries on Capital Account		-36400
Total : Union Government	7988	7139249
STATE GOVERNMENTS		
ANDHRA PRADESH		
60 - Other Industries -		
004-Research and Development		23
190-Investments in Public Sector and Other Undertakings		1429286
800-Other Expenditure	387500	3096344
Total : Government of Andhra Pradesh	387500	4525653
ASSAM		
60 - Other Industries-		
190-Investments in Public Sector and Other Undertakings		500
Total : Government of Assam	0	500
ARUNACHAL PRADESH		
60-Other Industries-		
190-Investments in Public Sector and Other Undertakings	14000	28650
Total : Government of Arunachal Pradesh	14000	28650

No. 44-B-4875 - ACCOUNT of CAPITAL OUTLAY on OTHER INDUSTRIES during and to the end of the year 2005-06 - Contd.

(In thousands of rupees)

	Expenditure	
	During the year	To end of the year
BIHAR		
60 - Other Industries -		
800-Other Expenditure	--	2378
Total : Government of Bihar	0	2378
CHHATTISGARH		
60 - Other Industries -		
004-Research and Development	--	--
796-Tribal Area Sub-Plan	--	--
800-Other Expenditure	--	--
Total : Government of Chhattisgarh	0	0
GUJARAT		
60 - Other Industries -		
800-Other Expenditure	--	241
Total : Government of Gujarat	0	241
HARYANA		
60 - Other Industries -		
190-Investments in Public Sector and Other Undertakings	--	943
Total : Government of Haryana	0	943
JAMMU AND KASHMIR		
60 - Other Industries -		
800-Other Expenditure	5	601
Total : Government of Jammu and Kashmir	5	601
KARNATAKA		
60 - Other Industries -		
190-Investments in Public Sector and Other Undertakings	--	354127
800-Other Expenditure	--	1098
Total : Government of Karnataka	0	355225
KERALA		
60-Other Industries-		
004-Research and Development	--	100
190-Investments in Public Sector and Other Undertakings	--	66
Total : Government of Kerala	0	166

Economic Services

No. 44-B-4875 - ACCOUNT of CAPITAL OUTLAY on OTHER INDUSTRIES during and to the end of the year 2005-06 - Concl'd.

(In thousands of rupees)

	Expenditure	
	During the year	To end of the year
MADHYA PRADESH		
60 - Other Industries -		
004-Research and Development	--	21498
796-Tribal Areas Sub-Plan	--	58486
800-Other Expenditure	1015225	1391116
Total : Government of Madhya Pradesh	1015225	1471100 (A)
PUNJAB		
60 - Other Industries -		
190-Investments in Public Sector and Other Undertakings	--	5424
Total : Government of Punjab	0	5424
RAJASTHAN		
60 - Other Industries -		
800-Other Industries	--	1140 (B)
Total : Government of Rajasthan	0	1140
TAMIL NADU		
60-Other Industries -		
004-Research and Development	--	4510
190-Investments in Public Sector and Other Undertakings	--	2614245
800-Other Expenditure	--	23948
Total : Government of Tamil Nadu	0	2642703
TRIPURA		
60-Other Industries-		
800-Other Expenditure	--	106550
Total : Government of Tripura	0	106550
WEST BENGAL		
60-Other Industries -		
004-Research and Development	--	46
190-Investments in Public Sector and Other Undertakings	--	59737
Total : Government of West Bengal	0	59783
Total : Capital Outlay on other Industries	1424718	16340306

(A) Rs. 455875 thousands represents balances of composite state of M.P. yet to be allocated between M.P. and Chhattisgarh.

(B) It includes investment in National Project Construction Ltd., New Delhi (Rs. 1000 thousands) Sri Udaibhan Industries Ltd., Dholpur (Rs. 130 thousands) and Newspaper Ltd., Allahabad (Rs. 10 thousands).

Economic Services

No. 44-C-6875-ACCOUNT of LOANS for OTHER INDUSTRIES showing the amounts ADVANCED and REPAYED during the year ended 31st March, 2006 and the BALANCES of such LOANS at the commencement and at the end of the year 2005-06

(In thousands of rupees)

	Union Government	U.T.Govt. Puducherry	STATE GOVERNMENTS							Total	
			Andhra Pradesh	Karnataka	Mizoram	Orissa	Punjab	Tamil Nadu	Uttar Pradesh		West Bengal
01-Opium and Alkaloid Industries											
190-Loans to Public Sector and other Undertaking-											
Balance 1st April, 2005											0
Advanced during the year											0
Repaid during the year											0
Balance 31st March, 2006	0	0	0	0	0	0	0	0	0	0	0
60-Other Industries											
180-Assistance to Public Sector and other Undertakings-											
Balance 1st April, 2005	891512		1504304	62134	22500			321531			2801981
Advanced during the year			105557								105557
Repaid during the year			189974					319867			509841
Balance 31st March, 2006	891512		1419887	62134	22500			1664	0		2397697
800-Other Loans -											
Balance 1st April, 2005			1107600					33050		331892	1472542
Advanced during the year										21871	21871
Repaid during the year											0
Balance 31st March, 2006	0	0	1107600	0	0	0	0	33050	0	353763	1494413
Total : Loans for other Industries -											
Balance 1st April, 2005	891512	0	2811904	62134	22500	0	0	364681	0	331892	4274623
Advanced during the year	0	0	105557	0	0	0	0	0	0	21871	127428
Repaid during the year	0	0	189974	0	0	0	0	319867	0	0	609841
Balance 31st March, 2006	891512	0	2627487	62134	22500	0	0	34714	0	353763	3892110
Interest received and credited to revenue										13084	13084

Loans and Advances

**No. 45-A-2885 - ACCOUNT OF EXPENDITURE ON OTHER OUTLAYS ON INDUSTRIES AND MINERALS for
the year ended 31st March, 2006**

(In thousands of rupees)

	Union Government	U.T. Govt. Puduchery	STATE GOVERNMENTS							Item No.
			Andhra Pradesh	Arunachal Pradesh	Assam	Bihar	NCT Delhi	Chhattisgarh	Goa	
01-Industrial Financial Institutions-										
101-Assistance to Industrial Financial Institutions										1
800-Other Expenditure	14182516									2
Total : 01	14182516	0	0	0	0	0	0	0	0	3
02-Development of Backward Areas-										
101-Subsidies	1607445									4
800-Other Expenditure	18									5
911-Deduct-Recoveries of Overpayments										6
Total : 02	1607463	0	0	0	0	0	0	0	0	7
60-Others-										
190-Assistance to Public Sector and other Undertakings										8
796-Tribal Area Sub-Plan										9
800-Other Expenditure								4000		10
Total : 60	0	0	0	0	0	0	0	4000	0	11
Total : Expenditure on Other Outlays on Industries and Minerals	15789979	0	0	0	0	0	0	4000	0	12
Charged	5625									13
Voted	15784354	0	0	0	0	0	0	4000	0	14

**No. 45-A-2886 - ACCOUNT OF EXPENDITURE ON OTHER OUTLAYS ON INDUSTRIES AND MINERALS for
the year ended 31st March, 2006 - Contd.**

(in thousands of rupees)

	Total brought forward	STATE GOVERNMENTS						Item No.
		Maharashtra	Manipur	Meghalaya	Mizoram	Nagaland	Orissa	
01-Industrial Financial Institutions-								
101-Assistance to Industrial Financial Institutions	0							1
800-Other Expenditure	14182516							2
911-Deduct Recoveries of Overpayments								
Total : 01	14182516	0	0	0	0	0	0	3
02-Development of Backward Areas-								
101-Subsidies	1607445							4
800-Other Expenditure	18							5
911-Deduct Recoveries of Overpayments	0							6
Total : 02	1607463	0	0	0	0	0	0	7
60-Others-								
190-Assistance to Public Sector and other Undertakings	0							8
796-Tribal Area Sub-Plan	0						714	9
800-Other Expenditure	4000						-166232	10
Total : 60	4000	0	0	0	0	0	-165518	11
Total : Expenditure on Other Outlays on Industries and Minerals	16793979	0	0	0	0	0	-165518	12
Charged	5625							13
Voted	15788354	0	0	0	0	0	-165518	14

**Ng. 46-A-2885 - ACCOUNT OF EXPENDITURE ON OTHER OUTLAYS ON INDUSTRIES AND MINERALS for
the year ended 31st March, 2006 - Contd.**

(In thousands of rupees)

Item No.	STATE GOVERNMENTS								Total Carried Over
	Gujarat	Haryana	Himachal Pradesh	Jammu and Kashmir	Jharkhand	Karnataka	Kerala	Madhya Pradesh	
1									0
2									14182516
3	0	0	0	0	0	0	0	0	14182516
4									1807445
5									18
6									0
7	0	0	0	0	0	0	0	0	1607463
8									0
9									0
10									4000
11	0	0	0	0	0	0	0	0	4000
12	0	0	0	0	0	0	0	0	16793979
13									5625
14	0	0	0	0	0	0	0	0	15788354

**No. 46-A-2885 - ACCOUNT OF EXPENDITURE ON OTHER OUTLAYS ON INDUSTRIES AND MINERALS for
the year ended 31st March, 2006 - Concl.**

(In thousands of rupees)

Item No.	STATE GOVERNMENTS								Total
	Punjab	Rajasthan	Sikkim	Tamil Nadu	Tripura	Uttarakhand	Utter Pradesh	West Bengal	
1				2000					2000
2				-610					14181906
3	0	0	0	1390	0	0	0	0	14183906
4				2889					1610334
5									18
6									0
7	0	0	0	2889	0		0	0	1610362
8									0
9							(A) 133391		714
10									-28841
11	0	0	0	0	0	0	133391	0	-28137
12	0	0	0	4279	0	0	133391	0	16766131
13									5625
14	0	0	0	4279	0	0	133391	0	15760595

(A) Includes Rs. 3280 thousands spent out of advances from the Contingency Fund upto 31.3.05 and recouped to the fund during 2005-06.

Economic Services

**No. 45-B-4885 - ACCOUNT of CAPITAL OUTLAY on OTHER INDUSTRIES and MINERALS
during and to the end of the year 2005-06**

(In thousands of rupees)

	EXPENDITURE	
	During the year	To end of the year
UNION GOVERNMENT		
01-Investments in Industrial Financial Institutions-		
190-Investments in Public Sector and Other Undertakings	1101400	11519885
60-Others-		
800-Other Expenditure	32477	417135
Total : Union Government	1133877	11937020
UNION TERRITORY PUDUCHERRY		
01-Investments in Industrial Financial Institutions-		
190-Investments in Public Sector and Other Undertakings	101000	537210
800-Other Expenditure	-	20000
Total : Government of Puducherry	101000	557210
STATE GOVERNMENTS		
ANDHRA PRADESH		
01-Investments in Industrial Financial Institutions-		
190-Investments in Public Sector and Other Undertakings	20000	716845
796-Transfer to/from reserve Funds and Deposit Accounts	-	-
Total : Government of Andhra Pradesh	20000	716845
ARUNACHAL PRADESH		
01-Investments in Industrial Financial Institutions-		
190-Investments in Public Sector and Other Undertakings	-	11541
60-Others-		
800-Other Expenditure	-	21393
Total : Government of Arunachal Pradesh	0	32934
ASSAM		
01-Investments in Industrial Financial Institutions -		
190-Investments in Public Sector and Other Undertakings	-	8895
60-Others-		
190-Investments in Public Sector and Other Undertakings	-	783999
800-Other Expenditure	-	1797585
Total : Government of Assam	0	2590479
BIHAR		
01-Investments in Industrial Financial Institutions -		
190-Investments in Public Sector and Other Undertakings	-	309315
796-Tribal Areas Sub-Plan	-	72819
800-Other Expenditure	-	34641
02-Development of Backward Areas		
800-Other Expenditure	52896	82120
60-Others-		
796-Tribal Areas Sub-plan	-	57972
800-Other Expenditure	-	144662
Total : Government of Bihar	52896	701529

**No. 45-B-4885 - ACCOUNT of CAPITAL OUTLAY on OTHER INDUSTRIES and MINERALS
during and to the end of the year 2005-06-Contd.**

	(In thousands of rupees)	
	EXPENDITURE	
	During the year	To end of the year
CHHATTISGARH		
01-Investments in Industrial Financial Institutions-		
190-Investments in Public Sector and Other Undertakings	-	42000
02-Development of Backward Areas -		
796-Tribal Area Sub-Plan	-	-
60-Others-		
800-Other Expenditure	-	-
Total: Government of Chhattisgarh	0	42000
NCT Delhi		
01-Investments in Industrial Financial Institutions -		
190-Investments in Public Sector and Other Undertakings	-	173500
Total: Government of NCT Delhi	0	173500
GOA		
01-Investments in Industrial Financial Institutions -		
190-Investments in Public Sector and Other Undertakings	10000	512184
200-Other Investments	-	360
60-Others		
800-Other Expenditure	30000	71236
Total : Government of Goa	40000	583780
GUJARAT		
01-Investments in Industrial Financial Institutions-		
190-Investments in Public Sector and Other Undertakings	-	7182599
200-Other Investments	-	51997
796-Tribal Areas Sub-Plan	725	54513
60-Others-		
796-Tribal Area Sub-plan	-	170
800-Other Expenditure	-	126226
Total : Government of Gujarat	725	7415505
HARYANA		
01-Investments in Industrial Financial Institutions-		
190-Investments in Public Sector and Other Undertakings	30020	1089211
60-Others-		
800-Other Expenditure	17428	38888
Total : Government of Haryana	47448	1128099
HIMACHAL PRADESH		
01-Investments in Industrial Financial Institutions-		
190-Investments in Public Sector and Other Undertakings	4000	687178
200-Other Investments	-	1006
796-Trival Areas sub-Plan	-	13900
60-Others-		
796-Tribal Areas Sub-plan	-	147
800-Other Expenditure	-	1204
Total : Government of Himachal Pradesh	4000	703435

No. 45-B-4885 - ACCOUNT of CAPITAL OUTLAY on OTHER INDUSTRIES and MINERALS
during and to the end of the year 2005-06-Contd.

	(In thousands of rupees)	
	EXPENDITURE	
	During the year	To end of the year
JAMMU AND KASHMIR		
01-Investments in Industrial Financial Institutions-		
190-Investments in Public Sector and Other Undertakings	-	368861
60-Others-		
800-Other Expenditure	-	58430
Total : Government of Jammu and Kashmir	0	427291
KARNATAKA		
01-Investments in Industrial Financial Institutions-		
190-Investments in Public Sector and Other Undertakings	-	1761960
Total : Government of Karnataka	0	1761960
KERALA		
01-Investments in Industrial Financial Institutions-		
190-Investments in Public Sector and Other Undertakings	20000	4739090
60-Others-		
190- Investment in public sector and other Undertakings	-	(A)
800-Other Expenditure	-	83783
Total : Government of Kerala	20000	4822873
MADHYA PRADESH		
01-Investments in Industrial Financial Institutions-		
190-Investments in Public Sector and Other Undertakings	40000	680850
200-Other Investments	-	109474
796-Tribal Areas Sub-Plan	-	131672
02-Development of Backward Areas-		
796-Tribal Areas Sub-plan	-	16306
60-Others-		
800-Other Expenditure	-	1514
Total : Government of Madhya Pradesh	40000	939816 (B)
MAHARASHTRA		
01-Investments in Industrial Financial Institutions-		
190-Investments in Public Sector and Other Undertakings	-	1345271
60-Others-		
800-Other Expenditure	-	834704
Total : Government of Maharashtra	0	2179975
MANIPUR		
01-Investments in Industrial Financial Institutions-		
190-Investments in Public Sector and Other Undertakings	-	32140
Total : Government of Manipur	0	32140
MEGHALAYA		
01-Investments in Industrial Financial Institutions-		
60-Ohters		
190-Investments in Public Sector and Other Undertakings	-	53391
800-Other Expenditure	31500	741016
Total : Government of Meghalaya	31500	794407

(A) Decreased proforma by Rs. 882400 thousands being the assistance given to Kerala Industrial Infrastructure Development Corporation Limited.

B) Rs. 871416 thousands are yet to be allocated between M.P. and Chhattisgarh.

COMBINED FINANCE AND REVENUE ACCOUNTS OF THE UNION AND STATE GOVERNMENT IN INDIA FOR THE YEAR 2005-06

No. 45-B-4885 - ACCOUNT OF CAPITAL OUTLAY ON OTHER INDUSTRIES AND MINERALS
during and to the end of the year 2005-06-Contd.

(In thousands of rupees)


	EXPENDITURE	
	During the year	To end of the year
MIZORAM		
60-Others-		
800-Other Expenditure		7675
Total : Government of Mizoram	0	7675
ORISSA		
01-Investments in Industrial Financial Institutions-		
190-Investments in Public Sector and Other Undertakings		1889189
200-Other Investment-Other Schemes		2514
02-Development of Backward Areas -		
190-Investments in Public Sector and Other Undertakings		165175
796-Tribal Areas Sub-Plan		21650
60-Others-		
800-Other Expenditure-Education, Reaserch and Training		120187
901-Deduct-Receipts and Recoveries on Capital Account		-8
Total : Government of Orissa	0	2198707
PUNJAB		
01-Investments in Industrial Financial Institutions-		
190-Investments in Public Sector and Other Undertakings		1465505
200-Other Investments		106282
60-Others-		
800-Other Expenditure		30233
Total : Government of Punjab	0	1602020
RAJASTHAN		
01-Investments in Industrial Financial Institutions-		
190-Investments in Public Sector and Other Undertakings		(A) 566760
796-Tribal Area Sub-plan		(B) 180550
60-Others		
800-Other Expenditure	230472	1981238
Total : Government of Rajasthan	230472	2728548
(A) Investment in Rajasthan Financial Corporation.		

(B) It includes Rs. 180250 thousands pertaining to heads of account not in operation, which includes investment in Rajasthan State Industrial Development and Investment Corporation Ltd. (Rs. 159950 thousands) and Rajasthan Financial Corporation (Rs. 20300 thousands).

**No. 45-B-4885 - ACCOUNT of CAPITAL OUTLAY on OTHER INDUSTRIES and MINERALS
during and to the end of the year 2005-06-Conclid.**

	(In thousands of rupees)	
	During the year	EXPENDITURE To end of the year
SIKKIM		
01-Investments in Industrial Financial Institutions-		
190-Investments in Public Sector and Other Undertakings	-	158250
60-Others		
800-Other expenditure	-	520
80-General		
800-Other expenditure	-	-
Total : Government of Sikkim	0	158770
TAMIL NADU		
01-Investments in Industrial Financial Institutions-		
190-Investments in Public Sector and Other Undertakings	-	-
02-Development of Backward Areas-		
190-Investments in Public Sector and Other Undertakings	-	-
Total : Government of Tamil Nadu	0	0
TRIPURA		
01-Investments in Industrial Financial Institutions-		
190-Investments in Public Sector and Other Undertakings	5050	117650
200-Other investments	-	20550
Total : Government of Tripura	5050	138200
UTTARAKHAND		
01-Investments in Industrial Financial Institutions-		
190-Investments in Public Sector and Other Undertakings	1040000	1956465
200-Other Investments	-	-
60-Others-		
190-Investment in Industrial Financial Institutions	-	-
800-Other Expenditure	-	-
901-Deduct-Receipts and Recoveries on Capital Account	-	-
Total: Government of Uttarakhand	1040000	1956465
UTTAR PRADESH		
01-Investments in Industrial Financial Institutions-		
190-Investments in Public Sector and Other Undertakings	-	2277171
200-Other Investment	-	50000
60-Others-		
190-Investment in Public Sector and other Undertaking	4772	154772
800-Other Expenditure	-	771025
901-Deduct Receipts and Recoveries on Capital Account	-	-130049
Total : Government of Uttar Pradesh	4772	3122919
WEST BENGAL		
01-Investments in Industrial Financial Institutions-		
190-Investments in Public Sector and Other Undertakings	42500	3696931
60-Others-		
003-Training	-	-130
800-Other Expenditure	520	417185
Total: Government of West Bengal	43020	4113986
Total : Other Capital Outlay on Industries and Minerals	2814760	53568088

(A) Rs. 2898151 thousands are yet to be allocated between U.P. and Uttarakhand.



No. 45-C-6885 - ACCOUNT of LOANS TO OTHER INDUSTRIES AND MINERALS showing the amounts ADVANCED and REPAYED during the year ended 31st March, 2006 and the BALANCES of such LOANS at the commencement and at the end of the year 2005-06

(In thousands of rupees)

	Balance 1st April, 2005	Advanced during the year	Repaid during the year	Balance 31st March 2006	Interest received and credited to Revenue
UNION GOVERNMENT					
01 - Loans to Industrial Financial Institutions -					
190-Loans to Public Sector and other Undertakings	162335816	223300	2819070	159740046	3818927
800-Other Loans	3469	-	-	3469	-
60 - Others -					
195-Industrial Co-operatives	238278	-	-	238278	-
201 -Loans Under Excise Relief Fund	60533	-	14829	45704	-
800-Other Loans	369413	-	310	369103	12
Total : Union Government	163007509	223300	2834209	160396600	3818939
ANDHRA PRADESH					
01 - Loans to Industrial Financial Institutions -					
190-Loans to Public Sector and other Undertakings	266539	-	35	266504	-
800-Other Loans	80277	-	114	80163	-
Total : Andhra Pradesh	346816	0	149	346667	0
ARUNACHAL PRADESH					
01-Loans to Industrial Financial Institutions-					
190-Loans to Public Sector and other Undertakings	60992	-	-	60992	-
Total : Arunachal Pradesh	60992	0	0	60992	0
ASSAM					
01 - Loans to Industrial Financial Institutions -					
190-Loans to Public Sector and other Undertakings	54901	-	-	54901	-
60 - Others -					
800-Other Loans	1790	-	-	1790	-
Total : Assam	56691	0	0	56691	0
BIHAR					
01 - Loans to Industrial Financial Institutions -					
190-Loans to Public Sector and other Undertakings	935676	-	1134	934542	-
796-Tribal Area Sub-Plan	387794	-	-	387794	-
02 - Development of Backward Areas					
800 - Other Loans	-146	-	-	-146	-
60 - Others -					
796-Tribal Area Sub-Plan	94447	-	-	94447	-
800-Other Loans	663288	-	-	663288	-
Total : Bihar	2081059^(A)	0	1134	2079925	0

(A) Includes the undivided balances as on 14-11-2000.

No. 45-C-6885 - ACCOUNT of LOANS TO OTHER INDUSTRIES AND MINERALS showing the amounts ADVANCED and REPAYED during the year ended 31st March, 2006 and the BALANCES of such LOANS at the commencement and at the end of the year 2005-06-Contd.

	(In thousands of rupees)				
	Balance 1st April, 2005	Advanced during the year	Repaid during the year	Balance 31st March 2006	Interest received and credited to Revenue
CHHATTISGARH					
01-Loans to Industrial Financial Institutions-					
190-Loans to Public Sector and other Undertakings				0	
796-Tribal Area Sub-Plan	16411			16411	
800-Other Expenditure	1697			1697	
60 - Others :					
190-Loans to Public Sector and other Undertakings	5988			5988	
796-Tribal Area Sub-Plan	5409			5409	
800-Other Loans	34831			34831	
Total : Chhattisgarh	64336	0	0	64336	0
NCT DELHI					
01-Loans to Industrial Financial Institutions-					
190-Loans to Public Sector and other Undertakings				0	
Total : NCT Delhi	0	0	0	0	0
GOA					
01 - Loans to Industrial Financial Institutions -					
800-Other Loans	581		3643	-3062	
Total : Goa	581	0	3643	-3062	0
GUJARAT					
01 - Loans to Industrial Financial Institutions -					
190-Loans to Public Sector and other Undertakings	2593272	1098680		3691952	
796-Tribal Area Sub-Plan	268616			268616	
800-Other Loans	51375			51375	
02-Development of Backward Areas-					
190-Loans to Public Sector and other Undertakings	1500			1500	
60 - Others -					
800-Other Loans	320097			320097	
Total : Gujarat	3234860	1098680	0	4333540	0
HIMACHAL PRADESH					
01 - Loans to Industrial Financial Institutions -					
800-Other Loans	1200			1200	
Total : Himachal Pradesh	1200	0	0	1200	0

(A) Due to misclassification of repayments by the department.

No. 45-C-6885 - ACCOUNT of LOANS TO OTHER INDUSTRIES AND MINERALS showing the amounts ADVANCED and REPAID during the year ended 31st March, 2006 and the BALANCES of such LOANS at the commencement and at the end of the year 2005-06 Contd.

	Balance 1st April, 2005	Advanced during the year	Repaid during the year	Balance 31st March 2006	(In thousands of rupees) Interest received and credited to Revenue
JAMMU & KASHMIR					
01 - Loans to Industrial Financial Institutions -					
190-Loans to Public Sector and other Undertakings	2396753	206076	-	2602829	-
02 - Development of Backward Areas -					
190-Loans to Public Sector and other Undertakings	4781	-	-	4781	-
60 - Others -					
800-Other Loans	752941	-	-	752941	-
Total : Jammu & Kashmir	3154475	206076	0	3360551	0
JHARKHAND					
01 - Loans to Industrial Financial Institutions -					
190-Loans to Public Sector and other Undertakings	-1584	-	640	-2224	-
796-Tribal Area Sub-Plan	315459	-	175	315284	-
60 - Others -					
800-Other Loans	-652	-	487	-1139	-
Total : Jharkhand	313223	0	1302	311921	0
KARNATAKA					
01 - Loans to Industrial Financial Institutions -					
190-Loans to Public Sector and other Undertakings	526383	-	-	526383	-
800-Other Loans	-	-	-	0	-
60 - Others -					
800-Other Loans	441890	-	753	441137	-
Total : Karnataka	968273	0	753	967520	0
KERALA					
01 - Loans to Industrial Financial Institutions -					
190-Loans to Public Sector and other Undertakings	454643	-	7500	447143	-
60 - Others -					
190-Loans to Public Sector and other Undertakings	1938073	100000	-	2038073	-
800-Other Loans	-43317	-	2667	-45984 (A)	-
Total : Kerala	2349399 (B)	100000	10167	2439232	0

(A) Minus balance is under investigation.

(B) Increased proforma by Rs. 665573 thousand consequent on conversion of assistance into loan.

No. 45-C-6885 - ACCOUNT of LOANS TO OTHER INDUSTRIES AND MINERALS showing the amounts ADVANCED and REPAYED during the year ended 31st March, 2006 and the BALANCES of such LOANS at the commencement and at the end of the year 2005-06-Contd.

	(In thousands of rupees)				
	Balance 1st April, 2005	Advanced during the year	Repaid during the year	Balance 31st March 2006	Interest received and credited to Revenue
MADHYA PRADESH					
01 - Loans to Industrial Financial Institutions -					
190-Loans to Public Sector and other Undertakings	188180	600000	1258	786922	--
796-Tribal Areas Sub-Plan	50448	--	--	50448	--
800-Other Loans	4678	--	--	4678	--
60 - Others -					
190-Loans to Public Sector and other Undertakings	16505	--	--	16505	--
796-Tribal Areas Sub-Plan	14908	--	--	14908	--
800-Other Loans	182357	--	--	182357	--
Total : Madhya Pradesh	457076	600000	1258	1055818	(A)
MAHARASHTRA					
01 - Loans to Industrial Financial Institutions -					
190-Loans to Public Sector and other Undertakings	105872	--	52092	53780	--
02-Development of Backward Areas					
190-Loans to Public Sector and other Undertakings	-1971826	--	20304	-1992130	--
60 - Others -					
800-Other Loans	6239	--	1877	4362	--
Total : Maharashtra	-1859715	0	74273	-1933988	-2815
MEGHALAYA					
60 - Others -					
800. Other Loans	32533	--	--	32533	--
Total: Meghalaya	32533	0	0	32533	0
ORISSA					
01 - Loans to Industrial Financial Institutions -					
190-Loans to Public Sector and other Undertakings	266781	--	--	266781	--
800-Other Loans	724028	--	240000	368507	--
02 - Development of Backward Areas -					
190-Loans to Public Sector and other Undertakings	10000	--	--	--	--
60 - Others -					
800-Other Loans	27546	--	128328	24739	--
Total : Orissa	1028355	0	368328	660027	0
PUNJAB					
01 - Loans to Industrial Financial Institutions -					
190-Loans to Public Sector and other Undertakings	148934	--	--	148934	--
Total : Punjab	148934	0	0	148934	0

(A) Rs. 226770 thousands retained in M.P. pending allocation between M.P. and Chhatisgarh.

(B) Differs by Rs. 115521 thousands due to reasons stated at footnote (D) below.


(C) Difference of Rs. 10000 thousand is due to reasons stated at footnote (D) below.

(D) Differs by Rs. 125521 thousand owing to amount transferred proforma to 6885-01-800-Loan to Orissa Infrastructure Development Corporation (Rs. 56222 thousand), 02-190-(Rs. 10000 thousand) and 01-800-Loans to Industrial Development Corporation (Rs. 58999 thousand).

No. 45-C-6885 - ACCOUNT of LOANS TO OTHER INDUSTRIES AND MINERALS showing the amounts ADVANCED and REPAYED during the year ended 31st March, 2006 and the BALANCES of such LOANS at the commencement and at the end of the year 2005-06-Concl'd.

	(In thousands of rupees)				
	Balance 1st April, 2005	Advanced during the year	Repaid during the year	Balance 31st March 2006	Interest received and credited to Revenue
RAJASTHAN					
01 - Loans to Industrial Financial Institutions -					
190-Loans to Public Sector and other Undertakings	550319	—	5000	545319	26785
02 - Development of Backward Areas -					
796-Tribal Areas Sub-Plan	11316	—	39	11277	—
60 - Others -					
800-Other Loans	146697	—	44819	101878	4924
Total : Rajasthan	708332	0	49858	658474	31709
SIKKIM					
01 - Loans to Industrial Financial Institutions -					
190-Loans to Public Sector and other Undertakings	20287	—	—	20287	—
800-Other Loans	1414	—	—	1414	—
Total : Sikkim	21701	0	0	21701	0
TAMIL NADU					
01 - Loans to Industrial Financial Institutions -					
190-Loans to Public Sector and other Undertakings	822130	—	767433	54697	—
60-Others					
190-Loans to Public Sector and other Undertakings	1452791	—	—	1452791	—
800-Other Loans	261	—	261	0	—
Total: Tamil Nadu	2275182	0	767694	1507488	0
UTTAR PRADESH					
01 - Loans to Industrial Financial Institutions -					
190-Loans to Public Sector and other Undertakings	5651134	803696	2682	6652150	—
60 - Others -					
800-Other Loans	405821	12500	193139	225182	—
Total : Uttar Pradesh	6256955	816198	195821	6877332	0
WEST BENGAL					
01 - Loans to Industrial Financial Institutions -					
190-Loans to Public Sector and other Undertakings	171905	—	—	171905	—
60 - Others -					
800-Other Loans	2109507	41510	—	2151017	—
Total : West Bengal	2281412	41510	0	2322922	0
Total : Other Loans to Industries and Minerals	186990179	3085764	4308589	185767354	3847833

(A) Includes Rs. 5200530 thousands yet to be allocated between U.P. and Uttarakhand.



No. 46-1051-ACCOUNT of RECEIPTS from PORTS AND LIGHT HOUSES for the year ended 31st March, 2006

	Union Government	U.T. Govt. Puduchery	STATE GOVERNMENTS							Item No.
			Andhra Pradesh	Arunachal Pradesh	Assam	Bihar	Chhattisgarh	NCT Delhi	Goa	
(In thousands of Rupees)										
01-Major Ports-										
101-Receipts from Ferry Services	29366									1
102-Receipts from Welfare Organisations for seamen										2
103-Registration and other fees										3
800-Other Receipts	103390									4
Total: 01	132756	0	0	0	0	0	0	0	0	5
02-Minor Ports-										
101-Receipts from Ferry Services										6
102-Receipts from Welfare Organisations for seamen									352	7
103-Registration and other fees										8
800-Other Receipts	31714	4596							18637	9
900-Deduct- Refunds										10
Total: 02	31714	4596	0	0	0	0	0	0	18989	11
03-Light Houses and Lightships-										
101-Light Dues	1194359									12
102-Contributions										13
800-Other Receipts	80229									14
Total: 03	1274588	0	0	0	0	0	0	0	0	15
80-General-										
800-Other Receipts	549		411015						123978	16
900-Deduct-Refunds									-3	17
Total: 80	549	0	411015	0	0	0	0	0	123975	18
Total: Receipts from Ports and Light Houses	1439607	4596	411015	0	0	0	0	0	142964	19

No. 46-1051-ACCOUNT of RECEIPTS from PORTS AND LIGHT HOUSES for the year ended 31st March, 2006-Contd.

Item No.	STATE GOVERNMENTS								Total carried over
	Gujarat	Haryana	Himachal Pradesh	Jammu and Kashmir	Jharkhand	Karnataka	Kerala	Madhya Pradesh	
1									29366
2									0
3									0
4									103390
5	0	0	0	0	0	0	0	0	132756
6									0
7									352
8						10743	1756		12499
9	455155					68291			578393
10						-233			-233
11	455155	0	0	0	0	78801	1756	0	591011
12									1194359
13									0
14									80229
15	0	0	0	0	0	0	0	0	1274588
16							23568		559110
17									-3
18	0	0	0	0	0	0	23568	0	559107
19	455155	0	0	0	0	78801	25324	0	2567462

Economic Services

No. 46-1051-ACCOUNT of RECEIPTS from PORTS AND LIGHT HOUSES for the year ended 31st March, 2006-Contd.

	Total brought forward	STATE GOVERNMENTS						Item No.
		Maharashtra	Manipur	Meghalaya	Mizoram	Nagaland	Orissa	
01-Major Ports-								
101-Receipts from Ferry Services	29366							1
102-Receipts from Welfare Organisations for seamen	0							2
103-Registration and other fees	0							3
800-Other Receipts	103390							4
Total: 01	132756	0	0	0	0	0	0	5
02-Minor Ports-								
101-Receipts from Ferry Services	0							6
102-Receipts from Welfare Organisations for seamen	352							7
103-Registration and other fees	12499							8
800-Other Receipts	578393						2643	9
900-Deduct- Refunds	-233							10
Total: 02	591011	0	0	0	0	0	2643	11
03-Light Houses and Lightships-								
101-Light Dues	1194359							12
102-Contributions	0							13
800-Other Receipts	80229						224	14
Total: 03	1274588	0	0	0	0	0	224	15
80-General-								
800-Other Receipts	559110						1723	16
900-Deduct-Refunds	-3							17
Total: 80	559107	0	0	0	0	0	1723	18
Total: Receipts from Ports and Light Houses	2557462	0	0	0	0	0	4590	19

No. 46-1051-ACCOUNT of RECEIPTS from PORTS AND LIGHT HOUSES for the year ended 31st March, 2006-Concl'd.

(In thousands of rupees)

Item No.	STATE GOVERNMENTS								Total
	Punjab	Rajasthan	Sikkim	Tamil Nadu	Tripura	Uttarakhand	Uttar Pradesh	West Bengal	
1									29366
2									0
3								520	520
4								3	103393
5	0	0	0	0	0	0	0	523	133279
6									0
7									352
8									12499
9									581036
10									-233
11	0	0	0	0	0	0	0	0	593654
12									1194359
13									0
14									80453
15	0	0	0	0	0	0	0	0	1274812
16									580833
17									3
18	0	0	0	0	0	0	0	0	560830
19	0	0	0	0	0	0	0	523	2562575

Economic Services

No. 46-A-3051-ACCOUNT of EXPENDITURE on PORTS AND LIGHT HOUSES for the year ended 31st March, 2006

	Union Government	U.T. Govt. Puducherry	STATE GOVERNMENTS							Item No
			Andhra Pradesh	Arunachal Pradesh	Assam	Bihar	Chhattisgarh	NCT Delhi	Goa	
01-Major Ports-										
001-Direction and Administration										1
005-Investigation										2
101-Construction and Repairs										3
102-Port Management										4
103-Dredging and Surveying										5
104-Piloting										6
105-Dockyard and Dry Docking										7
106-Stevedoring										8
107-Ferry Services										9
108-Assistance to Port Trusts	2500000									10
800-Other Expenditure										11
Total: 01	2500000	0	0	0	0	0	0	0	0	12
02-Minor Ports-										
001-Direction and Administration	144908		4274							13
003-Training			24							14
005-Investigation										15
101-Construction and Repairs	53299									16
102-Port Management	128742	6720	65119						12917	17
103-Dredging and Surveying	27939								11292	18
104-Piloting										19
105-Dockyard and Dry Docking	266415									20
106-Stevedoring	46934									21
107-Ferry Services	95778									22
190-Assistance to Public Sector and other Undertakings										23
798-International Co-operation	158									24
800-Other Expenditure	88877								2315	25
911-Deduct Recoveries of Overpayments	-150									-2
Total: 02	852900	6720	69417	0	0	0	0	0	26522	27
03-Light Houses and Light Ships-										
001-Direction and Administration	90295									28
101-Light Houses-Working Expenses	818556								32	29
102-Light Ships-Working Expenses										30
798-International Co-operation	600									31
800-Other Expenditure	3751									32
Total: 03	913202	0	0	0	0	0	0	0	32	33
80-General-										
001-Direction and Administration										34
003-Training									1449	35
004-Research and Development	25959									36
190-Assistance to Public sector and Other Undertakings										37
799-Suspense										38
800-Other Expenditure	6539									39
Total: 80	32498	0	0	0	0	0	0	0	1449	40
Total: Expenditure on Ports and Light Houses	4298600	6720	69417	0	0	0	0	0	28003	41
Charged										42
Voted	4298600	6720	69417	0	0	0	0	0	28003	43

COMBINED FINANCE AND REVENUE ACCOUNTS OF THE UNION AND STATE GOVERNMENTS IN INDIA FOR THE YEAR 2005-06

No. 46-A-3061-ACCOUNT of EXPENDITURE on PORTS AND LIGHT HOUSES for the year ended 31st March, 2006-Contd.

(In thousands of rupees)

Item No.	STATE GOVERNMENTS								Total carried over
	Gujarat	Haryana	Himachal Pradesh	Jammu and Kashmir	Jharkhand	Karnataka	Kerala	Madhya Pradesh	
1									0
2									0
3									0
4									0
5									0
6									0
7									0
8									0
9									0
10									2500000
11									0
12	0	0	0	0	0	0	0	0	2500000
13							39045		188227
14									24
15							646		646
16							1350		54649
17						31461	23794		268753
18							15130		54361
19									0
20									266415
21									46934
22									95778
23									0
24									158
25									91192
26	2000						-241		1607
27	2000	0	0	0	0	31461	79724	0	1068744
28									90295
29									818588
30									0
31									600
32									3751
33	0	0	0	0	0	0	0	0	913234
34									
35									1449
36									25959
37									0
38									0
39									6539
40	0	0	0	0	0	0	0	0	33947
41	2000	0	0	0	0	31461	79724	0	4515925
42									0
43	2000	0	0	0	0	31461	79724	0	4515925

Economic Services

No. 46-A-3051-ACCOUNT of EXPENDITURE on PORTS AND LIGHT HOUSES for the year ended 31st March, 2006-Contd.

	Total brought forward	STATE GOVERNMENTS						Item No.
		Maharashtra	Manipur	Meghalaya	Mizoram	Nagaland	Orissa	
01-Major Ports-								
001-Direction and Administration	0							1
005-Investigation	0							2
101-Construction and Repairs	0							3
102-Port Management	0							4
103-Dredging and Surveying	0							5
104-Piloting	0							6
105-Dockyard and Dry Docking	0							7
106-Stevedoring	0							8
107-Ferry Services	0							9
108-Assistance to Port Trusts	2500000							10
800-Other Expenditure	0							11
Total: 01	2500000	0	0	0	0	0	0	12
02-Minor Ports-								
001-Direction and Administration	188227							13
003-Training	24							14
005-Investigation	646							15
101-Construction and Repairs	54649	7041						16
102-Port Management	268753	453					27850	17
103-Dredging and Surveying	54361							18
104-Piloting	0							19
105-Dockyard and Dry Docking	266415							20
106-Stevedoring	46934							21
107-Ferry Services	95778							22
190-Assistance to Public Sector and other Undertakings	0	21609						23
798-International Co-operation	158							24
800-Other Expenditure	91192							25
911-Deduct Recoveries of Overpayments	1607							26
Total: 02	1068744	29103	0	0	0	0	27850	27
03-Light Houses and Light Ships-								
001-Direction and Administration	90295							28
101-Light Houses-Working Expenses	818588							29
102-Light Ships-Working Expenses	0							30
798-International Co-operation	600							31
800-Other Expenditure	3751							32
Total: 03	913234	0	0	0	0	0	0	33
80-General-								
001-Direction and Administration	0							34
003-Training	1449							35
004-Research and Development	25959							36
190-Assistance to Public sector and Other Undertakings	0							37
799-Suspense	0							38
800-Other Expenditure	6539							39
Total: 80	33947	0	0	0	0	0	0	40
Total: Expenditure on Ports and Light Houses	4515925	29103	0	0	0	0	27850	41
Charged	0							42
Voted	4515925	29103	0	0	0	0	27850	43

No. 46-A-3061-ACCOUNT of EXPENDITURE on PORTS AND LIGHT HOUSES for the year ended 31st March, 2006-Concl'd.

Item No.	STATE GOVERNMENTS								Total
	Punjab	Rajasthan	Sikkim	Tamil Nadu	Tripura	Uttar Pradesh	Uttarakhand	West Bengal	
1									0
2									0
3									0
4									0
5									0
6									0
7								1501	1501
8									0
9									0
10									2500000
11								11461	11461
12	0	0	0	0	0	0	0	12962	2512962
13									188227
14									24
15									646
16									61690
17									297056
18									54361
19									0
20									266415
21									46934
22									95778
23									21609
24									158
25									91192
26									1607
27	0	0	0	0	0	0	0	0	1125697
28									90295
29									818588
30									0
31									600
32									3751
33	0	0	0	0	0	0	0	0	913234
34									0
35									1449
36									25959
37									0
38									0
39									6539
40	0	0	0	0	0	0	0	0	33947
41	0	0	0	0	0	0	0	12962	4585840
42									0
43	0	0	0	0	0	0	0	12962	4585840

Economic Services

No. 46-B-5051-ACCOUNT of CAPITAL OUTLAY on PORTS AND LIGHT HOUSES during and to the end of the year 2005-06

(In thousands of rupees)

	Expenditure	
	During the year	To end of the year
UNION GOVERNMENT		
01-Major Ports-		
001-Direction and Administration		37238
103-Paradeep Port		81176
104-Tuticorin Port		406360
105-Mangalore Port		384583
800-Other Expenditure		547524
02-Minor Ports-		
200-Other Small Ports	680149	5053189
796-Tribal Area Sub-plan	18888	152966
800-Other Expenditure		917759
03-Light Houses and Light Ships-		
101-Construction and Development of Light Houses	101621	1386830
103-Construction and Development of other Navigational Aids		658894
797-Transfer to/from Reserve Funds and Deposit Accounts		-845218
799-Suspense		37573
800-Other Expenditure	6364	-200403
902-Deduct-Amount met from General and other Reserve Fund of Government	-107985	-1257810
80-General-		
001-Direction and Administration	28741	329502
Total: Union Government	727778	8090969
UNION TERRITORY-PUDUCHERRY		
02-Minor Ports-		
200-Other Small Ports	139010	(A) 624442
800-Other Expenditure	10000	10000
900-Receipt & Recovery		
Total: Government of Puducherry	149010	634442
STATE GOVERNMENTS		
ANDHRA PRADESH		
02-Minor Ports-		
101-Kakinada Port	44559	3275854
102-Machilipatnam Port		55403
200-Other Small Ports		8860
208-Gangavaram Port	267922	834583
209-Krishnapatnam Port	27000	27000
901-Deduct- Receipts and Recoveries on Capital Account		-187
Total: Government of Andhra Pradesh	339481	4201513

(A) The balance of Rs. (-) 242 thousands shown under the head '901-Deduct Receipts and Recoveries on Capital Account' in 2004-05 accounts has been merged under this head.

No. 46-B-5051-ACCOUNT of CAPITAL OUTLAY on PORTS AND LIGHT HOUSES during and to the end of the year 2005-06-Contd.

	(In thousands of rupees)	
	During the year	To end of the year
ASSAM		
01-Major Port-		
800- Other Expenditure		240
Total: Government of Assam	0	240
GOA		
02-Minor Ports-		
200-Other Small Ports	600	5018
03-Light Houses and Light Ships-		
101-Construction and Development of Light Houses	228	4432
800-Other Expenditure		1918
Total: Government of Goa	828	11368
GUJARAT		
01-Major Ports-		
001-Direction and Administration		17935
02-Minor Ports-		
200-Other Small Ports	12200	1522559
797-Transfer to/from Reserve Funds and Deposit Accounts		46251
03-Light Houses and Light Ships-		
103-Construction and Development of other Navigational Aids		3292
80-General-		
190-Investment in Public Sector and other Undertaking		36000
Total: Government of Gujarat	12200	1533535
KARNATAKA		
02-Minor Ports-		
201-Karwar Port	30044	661031
202-Hannvar Port	400	3915
203-Coodapur Port	400	5803
204-Balekeri Port	99	3108
205-Tadri Port	1000	54937 (A)
206-Bhatkal Port	400	4351
207-Malpe Port	9600	31391 (A)
208-Hangarkatta Port	100	1995
209-Mangalore Port	10829	308303
210-Development of Padubidiri Port		99
80-General-		
800-Other Expenditure	4243	54972 (A)
Total: Government of Karnataka	57115	1129905

(A) Differs by 1 with reference to the expenditure to the end of the previous year, due to rounding.

Economic Services

No. 46-B-5051-ACCOUNT of CAPITAL OUTLAY on PORTS AND LIGHT HOUSES during and to the end of the year 2005-06-Conclid.

	(In thousands of rupees)	
	Expenditure	
	During the year	To end of the year
KERALA		
02-Minor Ports-		
200-Other Small Ports	29609	564444
80- General-		
190-Investment in Public Sector and other undertakings		88571
800-Other Expenditure	95970	313167
Total: Government of Kerala	125579	966182
MAHARASHTRA		
02-Minor Ports-		
200-Other Small Ports		227895
796-Tribal Area Sub-Plan		344
Total: Government of Maharashtra	0	228239
ORISSA		
01-Major Ports-		
001-Direction and Administration Paradeep Port		(A) -114036
02-Minor Ports-		
200-Other Small Ports	10312	1478122
Total: Government of Orissa	10312	1364086
TAMIL NADU		
02-Minor Ports-		
200-Other Small Ports		54393
201-Rameshwar Port		1783
202-Nagapattinam Port		5808
203-Cuddalore Port		12738
206-Colachal Port		8172
Total: Government of Tamil Nadu	0	82894
WEST BENGAL		
02-Minor Ports-		
200-Other Small Ports		2
Total: Government of West Bengal	0	2
Total: Capital Outlay on Ports and Light Houses	1422303	18243375

(A) Minus expenditure/balance is under investigation.



No. 46-C-7051-ACCOUNT of LOANS for PORTS AND LIGHT HOUSES showing the amounts ADVANCED and REPaid during the year ended 31st March, 2006 and the BALANCES of such LOANS at the commencement and at the end of the year 2005-06

	Union Government	STATE GOVERNMENTS					Total
		Gujarat	Karnataka	Kerala	Tamil Nadu	Orissa	
(In thousands of rupees)							
01-Major Ports-							
190-Loans to Public Sector and other Undertakings-							
Balance 1st April, 2005	11866775						11866775
Advanced during the year	150000						150000
Repaid during the year	7730260						7730260
Balance 31st March, 2006	4286515	0	0	0	0	0	4286515
800-Other Loans-							
Balance 1st April, 2005	778	1221246					1222024
Advanced during the year							0
Repaid during the year							0
Balance 31st March, 2006	778	1221246	0	0	0	0	1222024
02-Minor Ports-							
101-Minor Ports-							
Balance 1st April, 2005						-1	-1
Advanced during the year							0
Repaid during the year							0
Balance 31st March, 2006	0	0	0	0		(B) -1	-1
190-Loans to Public Sector and other Undertakings-							
Balance 1st April, 2005		11202					11202
Advanced during the year							0
Repaid during the year							0
Balance 31st March, 2006	0	11202	0	0	0	0	11202
800-Other Loans-							
Balance 1st April, 2005			1334	-6	17542		18870
Advanced during the year							0
Repaid during the year							0
Balance 31st March, 2006	0	0	1334	(A) -6	17542	0	18870

(A) Detailed accounts are maintained by departmental officers. Minus balance is under investigation by them.

(B) Minus balance is under examination.

No. 46-C-7061-ACCOUNT of LOANS for PORTS AND LIGHT HOUSES showing the amounts ADVANCED and REPAID during the year ended 31st March, 2006 and the BALANCES of such LOANS at the commencement and at the end of the year 2005-06-Concl'd.

(In thousands of rupees)

	Union Government	STATE GOVERNMENTS					Total
		Gujarat	Karnataka	Kerala	Tamil Nadu	Orissa	
60-Others							
190-Loans to Public Sector and other Undertakings-							
Balance 1st April, 2005	665000	153703					818703
Advanced during the year							0
Repaid during the year		698					698
Balance 31st March, 2006	665000	153005	0	0	0	0	818005
800-Other Loans-							
Balance 1st April, 2005							0
Advanced during the year							0
Repaid during the year							0
Balance 31st March, 2006	0	0	0	0	0	0	0
03-Light Houses and Lightships-							
190-Loans to Public Sector and other Undertakings-							
Balance 1st April, 2005							0
Advanced during the year							0
Repaid during the year							0
Balance 31st March, 2006	0	0	0	0	0	0	0
800-Other Loans-							
Balance 1st April, 2005					-20		-20
Advanced during the year							0
Repaid during the year					71		71
Balance 31st March, 2006	0	0	0	0	(A) -91	0	-91
Total: Loans for Ports and Light Houses-							
Balance 1st April, 2005	12532553	1386151	1334	-6	17521	0	13937583
Advanced during the year	150000	0	0	0	0	0	150000
Repaid during the year	7730260	698	0	0	71	0	7731029
Balance 31st March, 2006	4952293	1385453	1334	-6	17450	0	6356524
Interest received and credited to revenue	760213						760213

(A) Minus balance is under investigation.

Loans and Advances

No. 47-1052-ACCOUNT of RECEIPTS from SHIPPING for the year ended 31st March, 2006


	Union Government	STATE GOVERNMENT	(In thousands of rupees)
		Karnataka	Total
01-Overseas Shipping-			
101-Survey Fees			0
102-Registration and other fees			0
103-Receipts from Shipping services	212281		212281
800-Other Receipts	9382		9382
02-Coastal Shipping-			
101-Survey Fees	27056	66	27122
102-Registration and Other Fees	88299		88299
103-Receipts from Shipping services	3237	75305	78542
800-Other Receipts	237575	36	237611
900-Deduct - Refunds			0
80-General-			
800-Other Receipts	133015		133015
Total: Receipts from Shipping	710845	75407	786252

No. 47-A-3052-ACCOUNT of EXPENDITURE on SHIPPING for the year ended 31st March, 2006

	(In thousands of rupees)		
	Union Government	STATE GOVERNMENT Tamil Nadu	Total
01-Overseas Shipping-			
001-Direction and Administration			0
003-Training and Education			0
101-Regulation and Inspection			0
102-Seamen's Welfare			0
103-Shipping Services	690348		690348
190-Assistance to Public Sector and Other Undertakings			0
800-Other Expenditure			0
Total: 01	690348	0	690348
02-Coastal Shipping-			
001-Direction and Administration	111815		111815
003-Training and Education	112763		112763
101-Regulation and Inspection	73413		73413
102-Seamen's Welfare	10926		10926
103-Shipping Services	1307597		1307597
190-Assistance to Public Sector and Other Undertakings			0
797-Transfer to/from Reserve Funds and Deposit Accounts			0
798-International Co-operation	22173		22173
800-Other Expenditure	729		729
Total: 02	1639416	0	1639416
80-General-			
001-Direction and Administration			0
003-Training			0
004-Research and Development			0
190-Assistance to Public Sector and Other Undertakings			0
800-Other Expenditure			0
Total: 80	0	0	0
Total: Expenditure on Shipping	2329764	0	2329764
Charged			0
Voted	2329764	0	2329764

No. 47-B-5052-ACCOUNT of CAPITAL OUTLAY on SHIPPING during and to the end of the year 2005-06

	(In thousands of rupees)	
	Expenditure	
	During the year	To end of the year
UNION GOVERNMENT		
01-Overseas Shipping-		
201-Acquisition and Expansion of Tonnage		1548173
800-Other Expenditure		1230888
02-Coastal Shipping-		
190-Investments in Public Sector and other Undertakings		1212210
201-Acquisition and Expansion of Tonnage	240447	2836458
80-General-		
190-Investments in Public Sector and Other Undertakings		58420
201-Acquisition and Expansion of Tonnage	268657	6575744
796-Tribal Area Sub-Plan	239160	2201438
800-Other Expenditure	85941	4888376
911-Deduct-Recoveries of Overpayments	-835	-53992
Total: Union Government	833370	20497715
STATE GOVERNMENTS		
GOVERNMENT OF GUJARAT		
80-General-		
800-Other Expenditure		1805
Total : Government of Gujarat	0	1805
GOVERNMENT OF KERALA		
80-General-		
190-Investments in Public Sector and other Undertakings		142023
Total : Government of Kerala	0	142023
GOVERNMENT OF KARNATAKA		
02-Coastal Shipping-		
190-Investments in Public Sector and other Undertakings		30610
800-Other Expenditure		118
Total : Government of Karnataka	0	30728
GOVERNMENT OF TAMILNADU		
02-Coastal Shipping-		
190-Investments in Public Sector and other Undertakings		205300
80-General-		
800-Other Expenditure	10000	10000
Total : Government of Tamil Nadu	10000	215300
Total: Capital Outlay on Shipping	843370	20887571



No. 47-C-7062-ACCOUNT of LOANS for SHIPPING showing the amounts ADVANCED and REPAYED during the year ended 31st March, 2006 and the BALANCES of such LOANS at the commencement and at the end of the year 2005-06

	(In thousands of rupees)						Total
	Union Government	Andhra Pradesh	Gujarat	STATE GOVERNMENTS Kerala	Karnataka	Tamil Nadu	
01-Overseas Shipping-							
101-Loans to Shipping Development Fund Committee-							
Balance 1st April, 2005	538324						538324
Advanced during the year							0
Repaid during the year							0
Balance 31st March, 2006	538324	0	0	0	0	0	538324
190-Loans to Public Sector and other Undertakings-							
Balance 1st April, 2005							0
Advanced during the year							0
Repaid during the year							0
Balance 31st March, 2006	0	0	0	0	0	0	0
02-Coastal Shipping-							
101-Loans to Shipping Development Fund Committee-							
Balance 1st April, 2005	-1924482						-1924482
Advanced during the year							0
Repaid during the year	707909						707909
Balance, 31st March, 2006	-2632391	0	0	0	0	0	-2632391
190-Loans to Public Sector and other Undertakings-							
Balance 1st April, 2005	1796223						1796223
Advanced during the year							0
Repaid during the year							0
Balance 31st March, 2006	1796223	0	0	0	0	0	1796223
800-Other Loans-							
Balance 1st April, 2005						1655	1655
Advanced during the year							0
Repaid during the year							0
Balance 31st March, 2006	0	0	0	0	0	1655	1655

(A) Adverse balance is under investigation.

No. 47-C-7052-ACCOUNT of LOANS for SHIPPING showing the amounts ADVANCED and REPAYED during the year ended 31st March, 2006 and the BALANCES of such LOANS at the commencement and at the end of the year 2005-06-Conclid.

	Union Government	STATE GOVERNMENTS					Total
		Andhra Pradesh	Gujarat	Kerala	Karnataka	Tamil Nadu	
(In thousands of rupees)							
60-Others-							
101-Loans to Shipping Development Fund Committee-							
Balance 1st April, 2005	85923						85923
Advanced during the year							0
Repaid during the year							0
Balance 31st March, 2006	85923	0	0	0	0	0	85923
190-Loans to Public Sector and other Undertakings-							
Balance 1st April, 2005	872071		94101		25200		991372
Advanced during the year							0
Repaid during the year							0
Balance 31st March, 2006	872071	0	94101	0	25200	0	991372
800-Other Loans-							
Balance 1st April, 2005	5600	3637		-189			9048
Advanced during the year							0
Repaid during the year		453		388			841
Balance 31st March, 2006	5600	3184	0	-577	0	0	8207
Total: Loans for Shipping-							
Balance 1st April, 2005	1373659	3637	94101	-189	25200	1655	1498063
Advanced during the year	0	0	0	0	0	0	0
Repaid during the year	707909	453	0	388	0	0	708750
Balance 31st March, 2006	665750	3184	94101	-577	25200	1655	789313
Interest received and credited to revenue	30572						30572

(A) Detailed accounts are maintained by the Departmental Officers. Minus balance is under investigation by them.

Loans and Advances

No. 48-1053-ACCOUNT of RECEIPTS from CIVIL AVIATION for the year ended 31st March, 2006

(In thousands of rupees)

	Union Government	U.T. Govt. Puducherry	STATE GOVERNMENTS						Item No.
			Andhra Pradesh	Arunachal Pradesh	Assam	Bihar	Chhattisgarh	NCT Delhi	
501-Services and Service Fees	20108						17856		1
800-Other Receipts	23398		11231	106			1		2
900-Deduct-Refunds									3
Total: Receipts from Civil Aviation	43506	0	11231	106	0	0	17857	0	4

No. 48-1053-ACCOUNT of RECEIPTS from CIVIL AVIATION for the year ended 31st March, 2006-Contd.

(In thousands of rupees)

	Total brought forward	Madhya Pradesh	STATE GOVERNMENTS						Item No.
			Maharashtra	Manipur	Meghalaya	Mizoram	Nagaland	Orissa	
501-Services and Service Fees	41934								1
800-Other Receipts	36878						18643	107	2
900-Deduct-Refunds	-1047								3
Total: Receipts from Civil Aviation	77765	0	0	0	0	0	18643	107	4

No. 48-1053-ACCOUNT of RECEIPTS from CIVIL AVIATION for the year ended 31st March, 2006-Contd.

(In thousands of rupees)

Item No.	STATE GOVERNMENTS								Total carried over
	Goa	Gujarat	Haryana	Himachal Pradesh	Jammu and Kashmir	Jharkhand	Karnataka	Kerala	
1							3970		41934
2			57				2085		36878
3							-1047		-1047
4	0	0	57	0	0	0	5008	0	77765

No. 48-1053-ACCOUNT of RECEIPTS from CIVIL AVIATION for the year ended 31st March, 2006-Concl'd.

(In thousands of rupees)

Item No.	STATE GOVERNMENTS								Total
	Punjab	Rajasthan	Sikkim	Tamil Nadu	Tripura	Uttar Pradesh	Uttarakhand	West Bengal	
1						11	12237		54182
2	7					13044		3	68682
3						-100			-1147
4	7	0	0	0	0	12955	12237	3	121717

Economic Services

No. 48-A-3053-ACCOUNT of EXPENDITURE on CIVIL AVIATION for the year ended 31st March, 2006

	Union Government	U.T. Govt. Puducherry	STATE GOVERNMENTS							Item No.
			Andhra Pradesh	Arunachal Pradesh	Assam	Bihar	Chhattisgarh	NCT Delhi	Goa	
(In thousands of rupees)										
01- Air Services-										
190-Assistance to Public Sector and Other Undertakings										1
800- Other Expenditure	282771									2
Total: 01	282771	0	0	0	0	0	0	0	0	3
02-Air Ports-										
102- Aerodromes							1787			4
190-Assistance to Public Sector and Other Undertakings										5
800- Other Expenditure									3416	6
Total: 02	0	0	0	0	0	1787	0	0	3416	7
60-Other Aeronautical Services-										
101-Communications										8
102-Navigation and Air Route Services							1780			9
103-Safety										10
104-Traffic Control										11
800- Other Expenditure										12
Total: 60	0	0	0	0	0	0	1780	0	0	13
80- General-										
001-Direction and Administration	96737			10856						14
003-Training and Education	5330		1065			11149				15
004-Research and Development	14247									16
101-Inspection	56094									17
102-Hawai Patti										18
283-Housing										19
796-Tribal Area Sub-Plan										20
798-International Co-operation	23385									21
800-Other Expenditure	3735396		40497							22
Total: 80	3931189	0	41562	10856	0	11149	0	0	0	23
Total: Expenditure on Civil Aviation	4213960	0	41562	10856	0	12936	1780	0	3416	24
Charged										25
Voted	4213960	0	41562	10856	0	12936	1780	0	3416	26

COMBINED FINANCE AND REVENUE ACCOUNTS OF THE UNION AND STATE GOVERNMENTS IN INDIA FOR THE YEAR 2005-06

No. 48-A-3053-ACCOUNT of EXPENDITURE on CIVIL AVIATION for the year ended 31st March, 2006-Contd.

Item No.	STATE GOVERNMENTS								Total carried over
	Gujarat	Haryana	Himachal Pradesh	Jammu and Kashmir	Jharkhand	Karnataka	Kerala	Madhya Pradesh	
1									0
2									282771
3	0	0	0	0	0	0	0	0	282771
4									1787
5									0
6									3416
7	0	0	0	0	0	0	0	0	5203
8									0
9								133	1913
10									0
11									0
12									0
13	0	0	0	0	0	0	0	133	1913
14		6378	1337						115308
15		4124			1138	10993			33799
16									14247
17									56094
18									0
19									0
20					26966				26966
21									23385
22			1500						3777393
23	0	10502	2837	0	28104	10993	0	0	4047192
24	0	10502	2837	0	28104	10993	0	133	4337079
25									0
26	0	10502	2837	0	28104	10993	0	133	4337079

No. 48-A-3053-ACCOUNT of EXPENDITURE on CIVIL AVIATION for the year ended 31st March, 2006-Contd.

	Total brought forward	STATE GOVERNMENTS						Item No.
		Maharashtra	Manipur	Meghalaya	Mizoram	Nagaland	Orissa	
(In thousands of rupees)								
01- Air Services-								
190-Assistance to Public Sector and Other Undertakings	0	--	--	--	--	--	--	1
800- Other Expenditure	282771	--	--	--	--	--	--	2
Total: 01	282771	0	0	0	0	0	0	3
02-Air Ports-								
102- Aerodromes	1787	47152	--	--	--	--	1012	4
190-Assistance to Public Sector and Other Undertakings	0	450000	--	--	--	--	--	5
800- Other Expenditure	3416	--	--	--	--	--	--	6
Total: 02	5203	497152	0	0	0	0	1012	7
60-Other Aeronautical Services-								
101-Communications	0	--	--	--	39767	--	5955	8
102-Navigation and Air Route Services	1913	--	--	--	--	--	--	9
103-Safety	0	--	--	--	--	--	--	10
104-Traffic Control	0	--	--	--	--	--	--	11
800- Other Expenditure	0	--	--	--	--	--	--	12
Total: 60	1913	0	0	0	39767	0	5955	13
80- General-								
001-Direction and Administration	115308	--	--	--	--	--	--	14
003-Training and Education	33799	--	--	--	--	--	2109	15
004-Research and Development	14247	--	--	--	--	--	--	16
101-Inspection	56094	--	--	--	--	--	26	17
102-Hawai Patti	0	--	--	--	--	--	--	18
283-Housing	0	--	--	--	--	--	--	19
796-Tribal Area Sub-Plan	26966	--	--	--	--	--	--	20
798-International Co-operation	23385	--	--	--	--	--	--	21
800-Other Expenditure	3777393	--	--	--	--	--	--	22
Total: 80	4047192	0	0	0	0	0	2135	23
Total: Expenditure on Civil Aviation	4337079	497152	0	0	39767	0	9102	24
Charged	0	--	--	--	--	--	--	25
voted	4337079	497152	0	0	39767	0	9102	26

No. 48-A-3053-ACCOUNT of EXPENDITURE on CIVIL AVIATION for the year ended 31st March, 2006-Concl'd.

Item No.	STATE GOVERNMENTS								Total
	Punjab	Rajasthan	Sikkim	Tamil Nadu	Tripura	Uttarakhand	Uttar Pradesh	West Bengal	
1									0
2									282771
3	0	0	0	0	0	0	0	0	282771
4							3470		53421
5									450000
6									3416
7	0	0	0	0	0	0	3470	0	506837
8									45722
9									1913
10									0
11									0
12									0
13	0	0	0	0	0	0	0	0	47635
14	1735								117043
15	18413			561		33280	6669	4880	99711
16									14247
17									56120
18									0
19									0
20									26966
21									23385
22	104163								3881556
23	124311	0	0	561	0	33280	6669	4880	4219028
24	124311	0	0	561	0	33280	10139	(A) 4880	5056271
25									0
26	124311	0	0	561	0	33280	10139	4880	5056271

(A) Excludes Rs.1608 thousands spent out of advance from Contingency Fund during the previous year but not recouped to the Fund till the close of the year.

No. 48-B-5053-ACCOUNT of CAPITAL OUTLAY on CIVIL AVIATION during and to the end of the year 2005-06

	(In thousands of rupees)	
	Expenditure	
	During the year	To end of the year
UNION GOVERNMENT		
02-Air Ports-		
001-Direction and Administration		
102-Aerodromes	23093	4766321
190-Investments in Public Sector and Other Undertakings	3430000	5973907
796-Tribal Area Sub Plan		
800-Other Expenditure		664151
911-Deduct Recoveries of Overpayments		-1239
60-Other Aeronautical Services-		
800-Other Expenditure		1419254
80-General-		
003-Training and Education	3631	229484
004-Research and Development	9144	159036
052-Machinery and Equipment		2802
797-Transfers to/from Reserve Funds and Deposit Accounts		-4411
799-Suspense		-38754
800-Other Expenditure	9087	220980
Total: Union Government	3474955	13391531
STATE GOVERNMENTS		
ANDHRA PRADESH		
60-Other Aeronautical Services-		
101-Communication		6900
Total: Government of Andhra Pradesh	0	6900
ARUNACHAL PRADESH		
80-General-		
800-Other Expenditure	500	417572
Total: Government of Arunachal Pradesh	500	417572
BIHAR		
02-Air Ports-		
102-Aerodromes	145696	180281
Total: Government of Bihar	145696	180281
CHHATTISGARH		
02-Air Ports-		
001-Direction & Administration		
102-Aerodromes	19924	38089
60-Other Aeronautical Services-		
052-Machinery and Equipment	4000	172412
102-Navigation and Air Route Services		
796-Tribal Area Sub-Plan		
Total: Government of Chhattisgarh	23924	210501

No. 48-B-5053-ACCOUNT of CAPITAL OUTLAY on CIVIL AVIATION during and to the end of the year 2005-06 Contd.

	(In thousands of rupees)	
	During the year	To end of the year
GOA		
02-Air Ports		
800-Other Expenditure	--	43968
Total Government of Goa	0	43968
GUJARAT		
02-Air Ports-		
102-Aerodromes	--	80689
60-Other Aeronautical Services-		
101-Communications	5731	193139
80-General-		
800-Other Expenditure	--	8187
Total: Government of Gujarat	5731	282015
HARYANA		
60-Other Aeronautical Services-		
052-Machinery and Equipment	2618	35691
800-Other Expenditure	2610	49992
Total: Government of Haryana	5228	85683
HIMACHAL PRADESH		
02-Air Ports-		
102-Aerodromes	57889	276686
796-Tribal Area Sub-plan	--	1134
80-General		
796-Tribal Area Sub-Plan	4800	62617
800-Other Expenditure	--	286499
Total: Government of Himachal Pradesh	62689	626936
JHARKHAND		
02- Air Ports		
190-Investments in Public Sector and Other Undertakings	--	--
800- Other Expenditure	--	--
80- General		
800- Other Expenditure	--	--
Total: Government of Jharkhand	0	0
KARNATAKA		
02- Air Ports		
190-Investments in Public Sector and Other Undertakings	--	26000
800- Other Expenditure	--	53159
80- General		
800- Other Expenditure	--	48175
Total: Government of Karnataka	0	127334
KERALA		
02- Air Ports		
190- Investments in Public Sector and Other Undertakings	25000	929367
Total: Government of Kerala	25000	929367

No. 48-B-5053-ACCOUNT of CAPITAL OUTLAY on CIVIL AVIATION during and to the end of the year 2005-06 Contd.

	(In thousands of rupees)	
	During the year	To end of the year
MADHYA PRADESH		
01-Air Services-		
800-Other Expenditure		278435
02-Air Ports-		
001-Direction and Administration		2547
102-Aerodromes	162545	283046
60-Other Aeronautical Services-		
052-Machinery and Equipment		1
102-Navigation and Air Route Services		12257
796-Tribal Area Sub-plan		812
Total: Government of Madhya Pradesh	162545	(A) 577098
MAHARASHTRA		
02-Air Ports-		
102-Aerodromes		109014
800-Other Expenditure		227734
Total: Government of Maharashtra	0	336748
MEGHALAYA		
02-Air Ports-		
102-Aerodromes		52100
Total : Govt. of Meghalaya	0	52100
MIZORAM		
60-Other Aeronautical Services-		
001- Direction and Administration		6626
101- Communication		1001955
Total:Government of Mizoram	0	1008581
ORISSA		
02-Air Ports-		
102-Aerodromes	500	37927
60-Other Aeronautical Services-		
052-Machinery and Equipment		7383
101-Communications		17737
800-Other Expenditure		42652
Total:Government of Orissa	500	105699

(A) Includes Rs.66995 thousands yet to be allocated between M.P. and Chhattisgarh.

COMBINED FINANCE AND REVENUE ACCOUNTS OF THE UNION AND STATE GOVERNMENTS IN INDIA FOR THE YEAR 2005-06

No. 48-B-5053-ACCOUNT of CAPITAL OUTLAY on CIVIL AVIATION during and to the end of the year 2005-06 Conclid.

(In thousands of rupees)

	Expenditure	
	During the year	To end of the year
PUNJAB		
02-Air Ports-		
102-Aerodromes		151058
800- Other expenditure		1800
80-General-		
003-Training and Education		3422
800-Other Expenditure		153573
Total: Government of Punjab	0	309853
SIKKIM		
02-Air Ports-		
102-Aerodromes	56	245654
Total: Government of Sikkim	56	245654
UTTARAKHAND		
02-Air Ports-		
102-Aerodromes		--
800- Other expenditure	511742	998413
80-General-		
003-Training and Education		--
Total: Government of Uttarakhand	511742	998413
UTTAR PRADESH		
02-Air Ports-		
102-Aerodromes		198404
800-Other Expenditure	388691	1115423
80-General-		
003-Training and Education		16770
Total: Government of Uttar Pradesh	388691	1330597
WEST BENGAL		
02-Air Ports-		
102-Aerodromes	6800	6800
Total: Government of West Bengal	6800	6800
Total: Capital Outlay on Civil Aviation	4814057	21273631

(A) Rs.450732 thousands are yet to be allocated between U.P. and Uttarakhand.

(B) Includes Rs. 14841 thousands spent out of advances from the Contingency Fund upto 31.3.2001 and recouped to the fund during 2005-06.

No. 48-C-7053-ACCOUNT of LOANS for CIVIL AVIATION showing the amounts ADVANCED and REPAYD during the year ended 31st March, 2006 and the BALANCES of such LOANS at the commencement and at the end of the year 2005-06

	Union Government	U.T. Govt. Puducherry	STATE GOVERNMENTS						Item No
			Andhra Pradesh	Arunachal Pradesh	Assam	Bihar	Chhattisgarh	Goa	
(In thousands of rupees)									
190-Loans to Public Sector and other Undertakings-									
Balance 1st April, 2005	-236987		872239						1
Advanced During the year	180000		183572						2
Repaid during the year	150000								3
Balance 31st March, 2006	-206987 (A)	0	855811	0	0	0	0	0	4
800-Other Loans-									
Balance 1st April, 2005			40000						5
Advanced During the year									6
Repaid during the year									7
Balance 31st March, 2006	0	0	40000	0	0	0	0	0	8
Total: Loans for Civil Aviation-									
Balance 1st April, 2005	-236987	0	712239	0	0	0	0	0	9
Advanced During the year	180000	0	183572	0	0	0	0	0	10
Repaid during the year	150000	0	0	0	0	0	0	0	11
Balance 31st March, 2006	-206987 (A)	0	895811	0	0	0	0	0	12
Interest received and credited to revenue	5570								13

(A) Adverse balance is under investigation.

**No. 48-C-7053-ACCOUNT of LOANS for CIVIL AVIATION showing the amounts ADVANCED and REPaid
during the year ended 31st March, 2006 and the BALANCES of such LOANS at the
commencement and at the end of the year 2005-06-Contd.**

(In thousands of rupees)

Item No.	STATE GOVERNMENTS								Total carried over
	Gujarat	Haryana	Himachal Pradesh	Jammu and Kashmir	Jharkhand	Karnatāka	Kerala	Madhya Pradesh	
1							1000		436252
2									363572
3									150000
4	0	0	0	0	0	0	1000	0	649824
5		87						50	40137
6									0
7									0
8	0	87	0	0	0	0	0	50	40137
9	0	87	0	0	0	0	1000	50	476389
10	0	0	0	0	0	0	0	0	363572
11	0	0	0	0	0	0	0	0	150000
12	0	87	0	0	0	0	1000	50	689961
13									5570

Loans and Advances

No. 48-C-7053-ACCOUNT of LOANS for CIVIL AVIATION showing the amounts ADVANCED and REPAYED during the year ended 31st March, 2006 and the BALANCES of such LOANS at the commencement and at the end of the year 2005-06-Contd.

	Total brought forward	(In thousands of rupees)						Item No.
		STATE GOVERNMENTS						
		Maharashtra	Manipur	Meghalaya	Mizoram	Nagaland	Orissa	
190-Loans to Public Sector and other Undertakings-								
Balance 1st April, 2005	436252							1
Advanced During the year	363572							2
Repaid during the year	150000							3
Balance 31st March, 2006	649824	0	0	0	0	0	0	4
800-Other Loans-								
Balance 1st April, 2005	40137							5
Advanced During the year	0						350	6
Repaid during the year	0							7
Balance 31st March, 2006	40137	0	0	0	0	0	350	8
Total-Loans for Civil Aviation-								
Balance 1st April, 2005	476389	0	0	0	0	0	0	9
Advanced During the year	363572	0	0	0	0	0	350	10
Repaid during the year	150000	0	0	0	0	0	0	11
Balance 31st March, 2006	689961	0	0	0	0	0	350	12
Interest received and credited to revenue	5570							13

No. 48-C-7053-ACCOUNT of LOANS for CIVIL AVIATION showing the amounts ADVANCED and REPAYED during the year ended 31st March, 2006 and the BALANCES of such LOANS at the commencement and at the end of the year 2005-06-Concid.

Item No.	STATE GOVERNMENTS									Total
	Punjab	Rajasthan	Sikkim	Tamil Nadu	Tripura	Uttar Pradesh	Uttarakhand	West Bengal		
1										436252
2										363572
3										150000
4	0	0	0	0	0	0	0	0	0	649824
5				144						40281
6										350
7										0
8	0	0	0	144	0	0	0	0	0	40631
9	0	0	0	144	0	0	0	0	0	476533
10	0	0	0	0	0	0	0	0	0	363922
11	0	0	0	0	0	0	0	0	0	150000
12	0	0	0	144	0	0	0	0	0	690455
13										5570

Loans and Advances

No. 49-1054-ACCOUNT of RECEIPTS from ROADS AND BRIDGES for the year ended 31st March, 2006

(In thousands of rupees)

	Union Government	U.T. Govt. Puducherry	STATE GOVERNMENTS						Item No.	
			Andhra Pradesh	Arunachal Pradesh	Assam	Bihar	Chhattisgarh	NCT Delhi		Goa
011-Rent										1
101-National High Ways Permanent Bridges	682611		83085							2
102-Tolls on Roads					1	16	38712			3
800-Other Receipts	266917	4359	168910		420053	120462	18730		40823	4
900-Deduct-Refunds										5
Total: Receipts from Roads and Bridges	949628	4359	261996	0	420054	120478	57442	0	40823	6

No. 49-1054-ACCOUNT of RECEIPTS from ROADS AND BRIDGES for the year ended 31st March, 2006-Contd.

(In thousands of rupees)

	Total brought forward	STATE GOVERNMENTS						Item No.	
		Maharashtra	Manipur	Meghalaya	Mizoram	Nagaland	Orissa		
011-Rent	0								1
101-National High Ways Permanent Bridges	770865								2
102-Tolls on Roads	641882	6312		600			18800		3
800-Other Receipts	1651139	7716	2	12	587	3820	162688		4
900-Deduct-Refunds	-381								5
Total: Receipts from Roads and Bridges	3063506	14028	2	612	587	3820	181488		6

No. 49-1054-ACCOUNT of RECEIPTS from ROADS AND BRIDGES for the year ended 31st March, 2006-Contd.

(In thousands of rupees)

Item No.	STATE GOVERNMENTS								Total carried over
	Gujarat	Haryana	Himachal Pradesh	Jammu and Kashmir	Jharkhand	Karnataka	Kerala	Madhya Pradesh	
1									0
2					4154	1015			770865
3	546566		495	480	9839	16	17636	28121	641882
4	39011	38415	46001	956	49688	249044	186505	1265	1651139
5							-381		-381
6	585577	38415	46496	1436	63681	250075	203760	29386	3063505

No. 49-1054-ACCOUNT of RECEIPTS from ROADS AND BRIDGES for the year ended 31st March, 2006-Concl'd.

(In thousands of rupees)

Item No.	STATE GOVERNMENTS								Total
	Punjab	Rajasthan	Sikkim	Tamil Nadu	Tripura	Uttarakhand	Uttar Pradesh	West Bengal	
1									0
2									770865
3		125381		22657		13019	384752	145627	1359030
4	4451	12931		338464		752	169213	54164	2405939
5							-415		-796
6	4451	138312	0	361121	0	13771	553550	199791	4535038

Economic Services

No. 48-A-3054-ACCOUNT of EXPENDITURE on ROADS AND BRIDGES for the year ended 31st March, 2006

(In thousands of rupees)

	Union, Government	U.T. Govt. Puducherry	STATE GOVERNMENTS							Item No.
			Andhra Pradesh	Arunachal Pradesh	Assam	Bihar	Chhattisgarh	NCT Delhi	Goa	
01-National Highways-										
001-Direction and Administration										1
004-Research and Development										2
052-Machinery and Equipment	259									3
101-National Highways Permanent Bridges										4
104-National Highways Urban Links										5
337-Road Works	8383155							27853		6
799-Suspense										7
800-Other Expenditure					105943					8
Total: 01	8383414	0	0	0	105943	0	27853	0	0	9
02-Strategic and Border Roads-										
052-Machinery and Equipment										10
102-Bridges										11
337-Road Works	820313				20899					12
795-Tribal Area Sub-Plan										13
799-Suspense										14
800-Other Expenditure	193881									15
Total: 02	1014194	0	0	0	20899	0	0	0	0	16
03-State Highways-										
001-Direction and Administration										17
052-Machinery and Equipment							9873			18
102-Bridges	300								8776	19
103-Maintenance and Repairs		4949								20
337-Road Works	500	24833	702336		1671470	1478174	267350		53730	21
795-Tribal Area Sub-Plan										22
797-Transfer to/from Reserve Fund and Deposit Account										23
799-Suspense							-37			24
800-Other Expenditure										25
911-Deduct Recoveries of Overpayments										26
Total: 03	800	29782	702336	0	1671470	1488010	267350	0	62808	27
04-District and Other Roads-										
001-Direction and Administration										28
010-Minimum Needs Programme										29
102-Bridge Works										30
105-Maintenance & Repairs		7346		24200		238601	16800			31
191-Assistance to Local Bodies, and Corporation etc.										32
192-Assistance to Municipalities/Municipal Councils	9000									33
196-Assistance to Zila Parishads/District level Panchayats	103154									34
197-Assistance to Block Panchayats/ Intermediate level Panchayats	74800									35
198-Assistance to Gram Panchayat	79546									36
337-Road Works	42372285	50195		31700			768102	95218		37
789-Special Component Plan for Scheduled Castes		100549								38
796-Tribal Area Sub-Plan										39
797-Transfer to/from Reserve Fund and Deposit Account			1220270							40
798-International Co-operatives	299									41
800-Other Expenditure	27864	213425	4199677	279592	4157			1880052	605578	42
902-Deduct-Amount met from Central Road Fund										43
911-Deduct-Recoveries of Overpayments		-4632								44
Total: 04	42666948	366883	6419947	336492	4157	238601	784902	1976270	605669	46

COMBINED FINANCE AND REVENUE ACCOUNTS OF THE UNION AND STATE GOVERNMENTS IN INDIA FOR THE YEAR 2005-06

No. 49-A-3054-ACCOUNT of EXPENDITURE on ROADS AND BRIDGES for the year ended 31st March, 2006-Contd.

(In thousands of rupees)

Item No.	STATE GOVERNMENTS								Total carried over
	Gujarat	Haryana	Himachal Pradesh	Jammu and Kashmir	Jharkhand	Karnataka	Kerala	Madhya Pradesh	
1						27278	154305		181583
2									0
3						11904			12163
4									0
5									0
6						103770 (A)		22752	8537530
7						-1088			-1088
8							324		106267
9	0	0	0	0	0	141864	164629	22752	8836466
10									0
11									0
12									841212
13			21127						21127
14									0
15									193881
16	0	0	21127	0	0	0	0	0	1066220
17						44353			44353
18					1625				11498
19						223938			233014
20			1570786	56268					1632003
21		233666		19619	698736	1717401		354587	7222402
22									0
23									0
24				1760					1723
25				2143				279448	281591
26									0
27	0	233666	1670786	79790	700361	1986692	0	634036	9426584
28									0
29									0
30									0
31			1759277	59318					2105542
32									0
33									9000
34									103154
35									74800
36									79546
37	1398508	1195225		18329		3199867		1701896	50831325
38									100549
39	250615		18277						268892
40									1220270
41									299
42	13454		37874	1982		161372		347802	7772829
43									0
44									-4641
45	1662677	1195225	1816428	79629	0	3361239	0	2049698	62561666

(A) Minus figure is on account of more credits than expenditure.

Economic Services

No. 49-A-3054-ACCOUNT of EXPENDITURE on ROADS AND BRIDGES for the year ended 31st March, 2005-06-Contd.

	Total brought forward	STATE GOVERNMENTS						Item No.
		Maharashtra	Manipur	Meghalaya	Mizoram	Nagaland	Orissa	
(In thousands of rupees)								
01-National Highways-								
001-Direction and Administration	181583							1
004-Research and Development	0							2
052-Machinery and Equipment	12163							3
101-National Highways Permanent Bridges	0							4
104-National Highways Urban Links	0						9911	5
337-Road Works	8537530							6
799-Suspense	-1088						-1067	7
800-Other Expenditure	106267							8
Total: 01	8836466	0	0	0	0	0	8844	9
02-Strategic and Border Roads-								
052-Machinery and Equipment	0							10
102-Bridges	0							11
337-Road Works	841212							12
796-Tribal Area Sub-Plan	21127							13
799-Suspense	0							14
800-Other Expenditure	193881							15
Total: 02	1056220	0	0	0	0	0	0	16
03-State Highways-								
052-Machinery and Equipment	44353							17
052-Machinery and Equipment	11498							18
102-Bridges	233014	6426	3634					19
103-Maintenance and Repairs	1632003							20
337-Road Works	7222402		42086				282383	21
796-Tribal Area Sub-Plan	0							22
797-Transfer to/from Reserve Fund and Deposit Account	0							23
799-Suspense	1723							24
800-Other Expenditure	281591							25
911-Deduct Recoveries of Overpayments	0							26
Total: 03	9426664	6426	46720	0	0	0	282383	27
04-District and Other Roads-								
001-Direction and Administration	0							28
010-Minimum Needs Programme	0	3261						29
102-Bridge Works	0		17408					30
105-Maintenance and Repairs	2105542					146138		31
191-Assistance to Local Bodies and Corporation etc.	0							32
192-Assistance to Municipalities/Municipal Councils	9000							33
196-Assistance to Zila Parishads/District level Panchayats	103154							34
197-Assistance to Block Panchayats/Intermediate level Panchayats	74800							35
198-Assistance to Gram Panchayat	79546							36
337-Road Works	50831325		77183		30627		1672806	37
789-Special Component Plan for Scheduled Castes	100549							38
796-Tribal Area Sub-Plan	268892	38169						39
797-Transfer to/from Reserve Fund and Deposit Account	1220270							40
798-International Co-operatives	299							41
800-Other Expenditure	7772829	405531		525374	95209			42
902-Deduct-Amount met from Central Road Fund	0							43
911-Deduct-Recoveries of Overpayments	-4641							44
Total: 04	62561565	446961	94691	525374	125836	146138	1672806	45

COMBINED FINANCE AND REVENUE ACCOUNTS OF THE UNION AND STATE GOVERNMENTS IN INDIA FOR THE YEAR 2005-06

No. 49-A-3054-ACCOUNT of EXPENDITURE on ROADS AND BRIDGES for the year ended 31st March, 2006-Contd.

Item No.	STATE GOVERNMENTS								Total
	Punjab	Rajasthan	Sikkim	Tamil Nadu	Tripura	Uttarakhand	Uttar Pradesh	West Bengal	
1				315357					496940
2									0
3									12163
4									0
5									9911
6						4064			8541594
7									2155
8				14999					121266
9	0	0	0	330366	0	4064	0	0	9179719
10									0
11									0
12		477314						884	1319410
13									21127
14									0
15									193881
16	0	477314	0	0	0	0	0	884	1634418
17									44353
18				448804					437306
19								2871	245945
20								92104	1724107
21	582474	309142		880567		218097		600666	10137817
22									0
23									0
24									1723
25	409			4348			10422	2293	299063
26									0
27	582883	309142	0	436111	0	218097	10422	697934	12015702
28									0
29									3261
30									17408
31								19776	2271456
32									0
33									9000
34			1080						104234
35									74800
36									79546
37			136654	3702087		445220	7183330		64079232
38									100549
39									307061
40									1220270
41									299
42		613049		196	581909		53365	1038661	11086143
43									0
44									-4641
45	0	613049	137734	3702283	581909	445220	7236696	1058457	79348618

No. 49-A-3054-ACCOUNT of EXPENDITURE on ROADS AND BRIDGES for the year ended 31st March, 2006-Contd.

	Union Government	U.T. Govt. Puducherry	STATE GOVERNMENTS							Item No.
			Andhra Pradesh	Arunachal Pradesh	Assam	Bihar	Chhattisgarh	NCT Delhi	Goa	
(In thousands of rupees)										
05-Roads of Inter State or Economic Importance-										
052-Machinery and Equipment										1
102-Bridges										2
337-Road Works										3
796-Tribal Area Sub-Plan										4
797-Transfers to/from Reserve Funds and Deposit Accounts										5
799-Suspense										6
800-Other Expenditure	130									7
902-Deduct-amount met from Central Road Fund										8
Total: 05	130	0	0	0	0	0	0	0	0	9
06-Central Road Funds-										
800-Other Expenditure										10
Total:06	0	0	0	0	0	0	0	0	0	11
80-General-										
001-Direction and Administration	11668	39195	477071	68716	1121271	1104114	280581		-9185	12
003-Training			95		5072					13
004-Research and Development	40039									14
052-Machinery and Equipment	982	1000			21031		11721		7101	15
107-Railway Safety Works	7108100						241073			16
137-Direction										17
190-Assistance to Public Sector and Other Undertakings										18
191-Assistance to Local Bodies Corporations etc.										19
192-Assistance to Municipalities/ Municipal Councils										20
196-Assistance to District Panchayats	21000									21
197-Assistance to Taluk Panchayats										22
198-Assistance to Gram Panchayats										23
502-Expenditure awaiting transferred to other head of account									1	24
792-Irrecoverable loans written off										25
796-Tribal Area Sub-Plan										26
797-Transfers to/from Reserve Fund and Deposit Accounts	95759950									27
799-Suspense	194				-94				-62	28
800-Other Expenditure		17530			69090		1205		27042	29
902-Deduct-Amount met from National Highways Permanent Bridges Fee fund										30
903-Deduct- Amount met from central road fund	-45203050									31
909-Deduct-Amount met from National Reserve Fund										32
911-Deduct-Recovery of Overpayments		-478							-30	33
Total: 80	67738883	67247	477166	68716	1216370	1104114	634680	0	24867	34
Total: Expenditure on Roads and Bridges	109804369	453912	6598449	404208	3018839	2830725	1614686	1975270	692942	35
Charged			9589				1205			36
Voted	109804369	453912	6588860	404208	3018839	2830725	1613480	1975270	692942	37

COMBINED FINANCE AND REVENUE ACCOUNTS OF THE UNION AND STATE GOVERNMENTS IN INDIA FOR THE YEAR 2005-06

No. 49-A-3054-ACCOUNT of EXPENDITURE on ROADS AND BRIDGES for the year ended 31st March, 2006-Contd.

Item No.	STATE GOVERNMENTS								Total carried over
	Gujarat	Haryana	Himachal Pradesh	Jammu and Kashmir	Jharkhand	Karnataka	Kerala	Madhya Pradesh	
1									0
2							17567		17567
3							316388		316388
4			45195						45195
5							462100		462100
6									0
7									130
8							-285442		-285442
9	0	0	45195	0	0	0	810613	0	668938
10									0
11	0	0	0	0	0	0	0	0	0
12	811739	746484	140020	198514	368901		14660	269862	5643611
13									5167
14							2489285 (A)		2529324
15	-108350	8409		500		5132	-30014		-82488
16	55759					1089	4223		7410244
17									0
18									0
19							121358		121358
20							183242		183242
21						1109942	330400		1461342
22						23107			23107
23							1114904		1114904
24									1
25									0
26	220198				14345				234543
27	993700	261900				1075896			98091446
28	10221			858			6860		17977
29	3699935			2838			2915440	4491	6737571
30						-1185200			-1185200
31									-45203050
32									0
33									-508
34	6683202	1016793	140020	202710	383246	1029966	7160368	274363	77102691
35	7346779	2446684	3592656	362129	1083607	6618761	7816600	2980838	169639363
36	890						2346	3933	17963
37	7344889	2446684	3592656	362129	1083607	6518761	7813254	2976905	159521390

(A) Minus expenditure is due to credit on account of transfer of tools and plant charges on percentage basis to other heads of accounts being more than the debit during the year.

No. 49-A-3054-ACCOUNT of EXPENDITURE on ROADS AND BRIDGES for the year ended 31st March, 2006-Contd.

(in thousands of rupees)

	Total brought forward	STATE GOVERNMENTS						Item No.
		Maharashtra	Manipur	Meghalaya	Mizoram	Nagaland	Orissa	
05-Roads of Inter State or Economic Importance-								
052-Machinery and Equipment	0							1
102-Bridges	17567							2
337-Road Works	316388	20137						3
796-Tribal Area Sub Plan	45195							4
797-Transfers to/from Reserve Funds and Deposit Accounts	462100							5
799-Suspense	0							6
800-Other Expenditure	130							7
902-Deduct-amount met from Central Road Fund	-285442							8
Total: 05	555938	20137	0	0	0	0	0	9
06 Central Road Funds-								
800-Other Expenditure	0							10
Total:06	0	0	0	0	0	0	0	11
80-General-								
001-Direction and Administration	5643611	312200	150611		209569	415289		12
003-Training	5167							13
004-Research and Development	2529324				1100			14
052-Machinery and Equipment	-82488	35427	1622		6000	11278		15
107-Railway Safety Works	7410244	1000						16
137-Direction	0							17
190-Assistance to Public Sector and Other Undertakings	0	2506515						18
191-Assistance to Local Bodies Corporations etc	121358							19
192-Assistance to Municipalities/ Municipal Councils	183242							20
196-Assistance to District Panchayats	1461342							21
197-Assistance to Taluk Panchayats	23107							22
198-Assistance to Gram Panchayats	1114904							23
502-Expenditure awaiting transferred to other head of account	1							24
792-Irrecoverable loans written off	0							25
796-Tribal Area Sub-Plan	234543							26
797-Transfers to/from Reserve Fund and Deposit Account	98091446	1580000						27
799-Suspense	17977		150570			4191		28
800-Other Expenditure	6737571	259	207				14638	29
902-Deduct-Amount met from National Highways Permanent Bridges Fee fund	-1185200							30
903-Deduct- Amount met from central road fund	-45203050							31
909-Deduct-Amount met from National Reserve Fund	0							32
911-Deduct-Recovery of Overpayments	-508	-2						33
Total: 80	77102691	4436399	303010	0	216669	430768	14638	34
Total: Expenditure on Roads and Bridges	159539353	4908923	443321	525374	342505	576896	1978671	35
Charged	17963	237						33
Voted	159521390	4908686	443321	525374	342505	576896	1978671	34

No. 49-A-3054-ACCOUNT of EXPENDITURE on ROADS AND BRIDGES for the year ended 31st March, 2006-Concl'd.

(In thousands of rupees)

Item No.	STATE GOVERNMENTS								Total
	Punjab	Rajasthan	Sikkim	Tamil Nadu	Tripura	Uttarakhand	Uttar Pradesh	West Bengal	
1									0
2									17567
3				24914					361439
4									45195
5									462100
6									0
7									130
8									-285442
9	0	0	0	24914	0	0	0	0	600989
10									0
11	0	0	0	0	0	0	0	0	0
12	346250	350005	83191	461709				764876	8737311
13									5167
14			1698	97800					2629922
15	(A) -138		11464					8938	-7897
16								120184	7531428
17									0
18									2506515
19									121358
20									183242
21									1461342
22									23107
23									1114904
24									1
25									0
26									234543
27	-228412	3211600		724839			63312	288952	10371737
28	-14944		4840	-10800					151834
29		506		1103102		6231	494	183972	8046980
30				-694672					-1879872
31									-45203050
32									0
33									-510
34	102756	3562111	101193	1681978	0	6231	63806	1366922	89388062
35	685639	4961616	238927	6175642	581909	673612	7310923	3124197	192067508
33	409	12825		4		3127		60	34625
34	685230	4948791	238927	6175638	581909	670485	7310923	3124137	192032883

(A) Minus figure is due to write-back of expenditure relating to previous years in respect of works in progress.

(B) Includes Rs. 28249 thousands spent out of advances from the Contingency Fund upto 31.3.05 and recouped to the fund during 2005-06.

(C) Includes Rs. 60 thousands spent out of advance from Contingency Fund and recouped to the Fund during the year and excludes Rs. 75 thousands spent out of advance from Contingency Fund but not recouped to the fund till the close of the year.

No. 49-B-5054-ACCOUNT of CAPITAL OUTLAY on ROADS AND BRIDGES during and to the end of the year 2005-06

	(In thousands of rupees)	
	Expenditure	
	During the year	To end of the year
UNION GOVERNMENT		
01-National Highways-		
052-Machinery and Equipment	126246	618142
101-Permanent Bridges	354816	5770012
190-Investments in Public Sector and other Undertakings	32697400	145937400
337-Road Works	46302140	255487257
800-Other Expenditure		23342432
902-Deduct-Amount met from National Highway Permant Bridges Fee Fund	-354816	-5843988
903-Deduct - Amount met from Central Road Fund	-32697400	-130107400
02-Strategic and Border Roads-		
052-Machinery and Equipments		140467
101-Bridges		73975
337-Road Works	4563691	52738870
800-Other Expenditure		3944953
03-State Highways-		
101-Bridges	28000	204928
337-Road Works	115088	1383213
800-Other Expenditure		111566
04-District and Other Roads-		
101-Bridges	30000	213821
337-Road Works	171007	1931331
800-Other Expenditure	234799	3111943
80-General-		
001-Direction and Administration		118424
190-Investments in Public Sector and other Undertakings		2000000
796-Tribal Area Sub-Plan	16902	323333
797-Transfers to/from Reserve Funds and Deposit Accounts		-360818
799-Suspense		423
800-Other Expenditure	2703	855164
Total: Union Government	51590576	361995448
UNION TERRITORY PUDUCHERRY		
01-National Highways-		
800-Other Expenditure		1110
03-State Highways-		
337-Road works	43650	197832
04-District and Other Roads-		
789-Special component Plan for Scheduled castes	3853	7853
800-Other Expenditure	352161	1458377
901-Deduct - Receipts and Recoveries on Capital Account		

(A) The balance of Rs. (-1 thousand) shown under the head 901-Deduct-Receipts and Recoveries on Capital Account in 2004-05 has been merged under this head.

No. 49-B-5054-ACCOUNT of CAPITAL OUTLAY on ROADS AND BRIDGES during and to the end of the year 2005-06-Contd.

	(In thousands of rupees)	
	Expenditure	
	During the year	To end of the year
UNION TERRITORY PUDUCHERRY		
80-General-		
001-Direction and Administration		5603
800-Other Expenditure		3729
Total: Government of Puducherry	399564	1674504
STATE GOVERNMENTS		
ANDHRA PRADESH		
03-State Highways-		
101-Bridges		797532
337-Road Works	2241000	6720975
04-District and other Roads-		
796-Tribal Area Sub-Plan		229631
797-Transfer to/from Reserve Fund and Deposit Account		(A) 2630220
800-Other Expenditure	5861417	48407367
902-Deduct-Amount met from Central Reserve Fund	-704071	-4081823
80-General-		
052-Machinery and Equipment		
001-Direction and Administration	212780	1571624
190-Investments in Public Sector and other Undertakings		10000
800-Other Expenditure	157624	1827119
902-Deduct - Amount met from Reserve Fund and Deposit Account		-58444
Total: Government of Andhra Pradesh Charged	7768750	58054201
	13008	
Total	7755742	58054201
ARUNACHAL PRADESH		
04-District and Other Roads-		
800-Other Expenditure	930121	15798298
Total: Government of Arunachal Pradesh	930121	15798298
ASSAM		
01-National Highways-		
001-Direction and Administration		50577
337-Road Works		603
800-Other Expenditure	10915	13672
02-Strategic Border Road-		
337-Road Works	296218	1834373
800-Other Expenditure		9851
03-State Highways-		
052-Machinery and Equipment	100417	609490
101-Bridges	630	1225982
337-Road Works	2466820	9448343
799-Suspense		
800-Other Expenditure	794885	3430022

(A) Represents transfers to deposits incorrectly classified under capital section till 2004-05.

(B) Includes Rs. 31211 thousand being the expenditure incurred upto 31st October, 1956 in Ex; Hyderabad State.

Economic Services

No. 49-B-5054-ACCOUNT of CAPITAL OUTLAY on ROADS AND BRIDGES during and to the end of the year 2005-06-Contd.

	(In thousands of rupees)	
	During the year	To end of the year
ASSAM		
04-District and Other Roads-		
010-Other than Minimum Needs Programme	299244	4854142
052-Machinery and Equipment		
337-Road Works		8841
789-Schedule Caste Component Plan	74738	198893
800-Other Expenditure	140949	3966431
80-General-		
001-Direction and Administration		9649
789-Schedule Caste Component Plan		8892
800-Other Expenditure		18
Total: Government of Assam	4184816	25669779
BIHAR		
03-State Highways-		
052-Machinery and Equipment		184793
101-Bridges	1917382	8601960
337-Road works	686914	9907196
796-Tribal Area Sub-Plan		119332
799-Suspense	-50	15566
800-Other Expenditure		1636
04-District and Other Roads-		
800-Other Expenditure		5253
05-Roads of Inter State Economic Importance-		
101-Bridges		7150
337-Road Work		12177
80-General-		
003-Training		39
004-Research		910
800-Other Expenditure		5111
Total: Government of Bihar	2604246	18861123
CHHATTISGARH		
03-State Highways-		
001-Direction and Administration		
052-Machinery and Equipment		
101-Bridges	428737	1327333
337-Road works	223033	1305073
789-Special Component Plan for Scheduled Castes	5752	22804
794-Special Central Assistance for Tribal Sub-Plan		
796-Tribal Area Sub-Plan	1017173	4130687

No. 49-B-5054-ACCOUNT of CAPITAL OUTLAY on ROADS AND BRIDGES during and to the end of the year 2005-06-Contd.

	(In thousands of rupees)	
	During the year	To end of the year
CHHATTISGARH		
04-District and Other Roads-		
101-Bridges	5143	5143
337-Road works	--	909
789-Special Component Plan for Scheduled Castes	225589	329034
794-Special Central Assistance for Tribal Sub-Plan	--	--
796-Tribal Area Sub-Plan	1033077	3236678
800-Other Expenditure	1077154	3467993
80-General-		
796-Tribal Area Sub-Plan	--	--
797-Transfer to/from Reserve Funds of Deposit Accounts	--	--
800-Other Expenditure	234	234
Total : Government of Chhattisgarh	4015892	13825888
NCT DELHI		
04-District and Other Roads-		
800-Other Expenditure	5381763	25590864
Total: Government of NCT Delhi	5381763	25590864
Charged	--	385
Voted	5381763	25590479
GOA		
01-National Highways-		
337-Road Works	806	806
03-State Highways-		
101-Bridges	19801	926589
337-Road works	113521	221291
04-District and Other Roads-		
101-Bridges	--	3288166
800-Other Expenditure	785569	1377685
901-Deduct - Receipts and Recoveries on Capital Account	--	-4570
05-Roads of Inter-State or Economic Importance-		
052-Machinery and Equipments	--	30212
337-Road Works	--	166740
800-Other Expenditure	--	--
80-General-		
001-Direction and Administration	--	203154
800-Other Expenditure	60888	158958
Total: Government of Goa	980585	6369031
Charged	2106	--
Voted	978479	6369031
GUJARAT		
01-National Highway		
190-Investments in Public Sector and other Undertakings	--	109721
337-Road Works	9322	2685470
02-Strategic and Border Roads-		
800-Other Expenditure	--	15759
		Economic Services

No. 49-B-5054-ACCOUNT of CAPITAL OUTLAY on ROADS AND BRIDGES during and to the end of the year 2005-06-Contd.

	(In thousands of rupees)	
	During the year	To end of the year
GUJARAT		
03-State Highways-		
101-Bridges	96631	2516307
190-Investments in Public Sector and other Undertakings	142200	1050926
337-Road Works	7354486	32772450
796-Tribal Area Sub-Plan	126542	2148657
800-Other Expenditure	1085	7418
04-District and Other Roads-		
796-Tribal Area Sub-Plan		207579
800-Other Expenditure	267775	3639715
80-General-		
797-Transfers to/from Reserve Funds and Deposit Accounts	-977200	-5252032
800-Other Expenditure	20273	302023
Total: Government of Gujarat	7041114	40203993
HARYANA		
03-State Highways-		
052-Machinery and Equipment		29860
101-Bridges	138623	634337
337-Road works	732278	5449450
04-District and Other Roads-		
101-Bridges		1662385
337-Road Works	2353961	9907839
80-General-		
001-Direction and Administration		70584
190-Investments in Public Sector and other Undertakings Haryana Roads and Bridges Development Corporation Limited		701223
800-Other Expenditure		435859
Total: Government of Haryana	3224862	18891537
HIMACHAL PRADESH		
02-Strategic and Border Roads-		
052-Machinery and Equipment		8873
337-Road Works		1585503
796-Tribal Area Sub-Plan		220950
03-State Highways-		
052-Machinery and Equipment	16174	35032
101-Bridges	32935	126557
337-Road Works	837872	7055389
796-Tribal Area Sub-Plan	23530	263723
799-Suspense	(B) -759	(B) -6188
800-Other Expenditure		1522938

(B) Reasons for minus expenditure are under investigation.

No. 49-B-5054-ACCOUNT of CAPITAL OUTLAY on ROADS AND BRIDGES during and to the end of the year 2005-06-Contd.

		(In thousands of rupees)	
		Expenditure	
		During the year	To end of the year
HIMACHAL PRADESH			
04-District and other Roads-			
101-Bridges			328
337-Road Works		1126951	2555844
796-Tribal Area Sub-Plan		255742	2569694
800-Other Expenditure		109776	5171770
05-Roads for Inter-State or Economic Importance-			
052-Machinery and Equipment			16722
80-General-			
001-Direction and Administration		-47	3314825
003-Training		414	1528
052-Machinery and Equipment			474780
190-Investments in Public Sector and Other Undertakings			250000
796-Tribal Area Sub-Plan		124960	843932
799-Suspense		-9	-15987
800-Other Expenditure		50	295425
901-Deduct - Receipt and Recoveries on Capital Account			-102376
Total: Government of Himachal Pradesh		2527589	26188606
Charged		10299	
Voted		2517290	26188606
JAMMU AND KASHMIR			
01-National Highways			
052-Machinery and Equipment			2425
101-Permanent Bridges		13232	18239
337-Road Works		385799	443533
800-Other Expenditure		102530	123143
02-Strategic and Border			
101-Bridges			1031
337-Road Works		7338	58553
800-Other Expenditure		160	2316
03-State Highways-			
001-Direction and Administration		3480	3803
052-Machinery & Equipment		7301	7301
101-Bridges		141241	336506
337-Road Works		232389	1480137
794-Special Central Assistance for Tribal Sub Plan			24182
796-Tribal Area Sub Plan			6357
799-Suspense			460
800-Other Expenditure		2170820	4731101

Economic Services

No. 49-B-5054-ACCOUNT of CAPITAL OUTLAY on ROADS AND BRIDGES during and to the end of the year 2005-06-Contd.

	(In thousands of rupees)	
	Expenditure	
	During the year	To end of the year
JAMMU AND KASHMIR		
04-District and Other Roads-		
101-Bridges	10061	329034
337-Road Works	447855	2196117
800-Other Expenditure	12210	15303650
J5-Roads		
101-Bridges	103193	116995
337-Road Works	103372	327543
800-Other Expenditure	3434	30572
80-General		
001-Direction and Administration	12719	17267
004-Research	38	38
052-Machinery & Equipment	348	348
796-Tribal Area Sub Plan	-	9078
797-Transfer to/from Reserve Funds and Deposit Accounts	386300	694700
800-Other Expenditure	293211	381172
902-Deduct-Amount Subvention from Central Road Fund	-283450	-544827
Total: Government of Jammu and Kashmir	4153581	26100774
JHARKHAND		
03-State Highways-		
052 Machinery and equipments	-	45704
101-Bridges	22825	657557
337-Road Works	545379	2968336
796-Tribal Area Sub-Plan	1828302	5696140
799-Suspense	-	13124
Total: Government of Jharkhand	2396506	9380861
KARNATAKA		
01-National Highways-		
101-Bridges	-	29978
337-Road Works	-	135036
03-State Highways-		
101-Bridges	-	330110
337-Road Works	6811883	21498732
04-District and other Roads-		
101-Bridges	-	50469
190-Investments in Public Sector and other Undertakings	-	-
337-Road Works	222802	402492
796-Tribal Area Sub-plan	-	11619
800-Other Expenditure	2854706	17973986
05-Roads-		
101-Bridges	-	343248
337-Road Works	136765	574667

* From 2003-04 to 2005-06.

No. 49-B-5054-ACCOUNT of CAPITAL OUTLAY on ROADS AND BRIDGES during and to the end of the year 2005-06-Contd.

	(In thousands of rupees)	
	During the year	To end of the year
KARNATAKA		
80-General-		
001-Direction and Administration		874717
052-Machinery and Equipment		53858
190-Investments in Public Sector and Other Undertakings	1297106	3783371
800-Other Expenditure		548522
902-Deduct Amount met from Central road Fund	-1075896	-3132900
Total: Government of Karnataka	10247366	43477905
KERALA		
01-National Highways-		
052-Machinery and Equipment		5073
101-Bridges		52013
337-Road Works	16093	91863
800-Other Expenditure	1944	3581
03-State Highways-		
052-Machinery and Equipment		188514
101-Bridges	17548	610169
337-Road works	196370	2203922
04-District and other Roads-		
800-Other Expenditure	2055982	17692900
05-Roads-		
337-Road Works		78608
80-General-		
001-Direction and Administration	460895	4427822
004-Research		811
052-Machinery and Equipment	32263	135465
190-Investments in Public Sector and Other Undertakings		94250
800-Other Expenditure	62177	2041980
Total: Government of Kerala	2843272	27626971
MADHYA PRADESH		
01-National Highways		
337-Road works		6
789-Special component Plan for Scheduled Castes		
03-State Highways-		
001-Direction and Administration		71449
052-Machinery and Equipment		27026
101-Bridges	307591	2247960

Economic Services

No. 49-B-5054-ACCOUNT of CAPITAL OUTLAY on ROADS AND BRIDGES during and to the end of the year 2005-06-Contd.

	(In thousands of rupees)	
	Expenditure	
	During the year	To end of the year
MADHYA PRADESH		
337-Road works	3413392	9782653
789-Special Component Plan for Schedule Castes	324961	512961
794-Special Central Assistance to Tribal Sub-Plan	-	17489
796-Tribal Area Sub-Plan	955527	2529165
04-District and other Roads-		
337-Road works	-	295865
789-Special Component Plan for Schdeuled Caste	141795	1154805
794-Special Central Assistance to Tribal Sub-Plan	-	838370
796-Tribal Area Sub-Plan	373704	3576256
800-Other Expenditure	980715	11556961
05-Road of Inter State Economic importance		
337-Road works	1348301	1422003
80-General-		
190-Investments in Public sector and other Undertakings	50000	150000
796-Tribal Area Sub-Plan	-	1062459
797-Transfer to/from Reserve Funds and Deposit Accounts	-	-1042
800-Other Expenditure	8110	260911
Total: Government of Madhya Pradesh	7904096	35505297 (A)
MAHARASHTRA		
03-State Highways-		
001-Direction & Administration	222	222
101-Bridges	82071	15468553
337-Roadworks	1845013	11693062
796-Tribal Area Sub-Plan	-	135162
800-Other Expenditure	2020074	5224792
04-District and Other Roads-		
010-Minimum Needs Program	98125	417324
796-Tribal Area Sub-Plan	1306705	2955565
800-Other Expenditure	3964107	46216411
900-Deduct - Receipts and Recoveries on Capital Account	-	-641118
80-General-		
001-Direction and Administration	16708	391290
190-Investments in Public Sector and other Undertakings	-	52656
796-Tribal Area Sub-Plan	-	9959398
797-Transfer to/from Reserve Funds and Deposit Accounts	-	-146
800-Other Expenditure	-	182620
900-Deduct Recoveries	-	-2493
Total: Government of Maharashtra	9333025	92053298

(A) Rs. 11650721 thousands are yet to be allocated between M.P. and Chhattisgarh.

No. 49-B-5054-ACCOUNT of CAPITAL OUTLAY on ROADS AND BRIDGES during and to the end of the year 2005-06-Contd.

		(In thousands of rupees)	
		Expenditure	
		During the year	To end of the year
MANIPUR			
01-National Highways-			
052-Machinery and Equipment			6092
337-Road Works			112611
800-Other Expenditure			22148
02-Strategic and Border Roads-			
101-Bridges			45740
337-Road Works			3817
800-Other Expenditure			292283
03-State Highways-			
052-Machinery and Equipment		41459	177262
101-Bridges		8874	399965
337-Road Works		62817	1208999
800-Other Expenditure			297037
04-District and Other Roads-			
337-Road Works		1086	165674
800-Other Expenditure		298092	4431514
05-Roads			
101-Bridges		56960	124821
337-Road works		281513	596149
80-General-			
004-Research		2664	57313
800-Other Expenditure		42	97442
Total: Government of Manipur		753507	8038867
MEGHALAYA			
01-National Highways-			
337-Road Works			3524
02-Strategic and Border Roads-			
001-Direction and Administration			182694
800-Other Expenditure			
03-State Highways-			
337-Road Works			40
04-District and Other Roads-			
001-Direction and Administration			
800-Other expenditure		828102	10974978
Total: Government of Meghalaya		828102	11161236
MIZORAM			
01-National Highways-			
101-Permanent Bridges			48
337-Road works		25000	55569
800-Other Expenditure			328206

Economic Services

No. 49-B-5054-ACCOUNT of CAPITAL OUTLAY on ROADS AND BRIDGES during and to the end of the year 2005-06-Contd.

	(In thousands of rupees)	
	Expenditure	
	During the year	To end of the year
MIZORAM		
03-State Highways-		
052-Machinery and Equipment		55077
337-Road Works	970600	2878161
800-Other Expenditure		703495
04-District and Other Roads-		
101-Bridges	32016	68516
337-Road works		44018
800-Other Expenditure	351360	3828768
80-General		
001-Direction and Administration		231
Total: Government of Mizoram	1378976	7962089
NAGALAND		
01-National Highways-		
800-Other Expenditure		32600
03-State Highways-		
800-Other Expenditure		685646
04-District and Other Roads-		
010-Other than Minimum Needs Programme		65032
800-Other Expenditure	770956	5501220
80-General-		
800-Other Expenditure	35450	341352
Total: Government of Nagaland	806406	6625850
ORISSA		
01-National Highways-		
337-Road Works		47864
02-Strategic and Boarder Roads-		
337-Road works		34225
796-Tribal Area Sub-plan		877
03-State Highways-		
101-Bridges	38196	1931639
337-Road Works	64995	1362499
796-Tribal Area Sub-plan	57075	2859376
798-Project Financed from Central Road Fund Scheme		4000
799-Suspense		-2572
800-Other Expenditure	25819	199065
04-District and Other Roads-		
796-Tribal Area Sub-plan	546646	5329162
800-Other Expenditure	2346887	17226010

No. 49-B-5054-ACCOUNT of CAPITAL OUTLAY on ROADS AND BRIDGES during and to the end of the year 2005-06-Contd.

	(In thousands of rupees)	
	During the year	To end of the year
ORISSA		
05-Roads-		
101-Bridges		23676
337-Road Works	98198	98198
80-General-		
004-Research		100
337-Road Works		63369
800-Other Expenditure		4083
901-Deduct - Receipts and Recoveries on Capital Account		-9601
Total: Government of Orissa	3177816	29171990
PUNJAB		
01-National Highways		
101-Permanent Bridges		7859
02-Strategic and Border Roads-		
101-Bridges		9831
337-Road Works		627312
800-Other Expenditure		32904
03-State Highways-		
001-Direction and Administration		524285
052-Machinery and Equipment		88006
101-Bridges		1885912
337-Road Works		3087095
800-Other Expenditure	3554297	8809013
04-District and Other Roads-		
337-Road Works		13269
80-General-		
004-Research		582
052-Machinery and Equipment		-846
Total: Government of Punjab	3554297	15085222
RAJASTHAN		
02-Strategic and Border Roads-		
337-Road Works	190800	2680270
03-State Highways-		
337-Road Works	44730	4858222
799-Suspense		59213
04-District and Other roads-		
101-Bridges		--
337-Road Works		--
796-Tribal Area Sub-plan	578	912047
800-Other Expenditure	2214551	21302641
05-Roads-		
337-Road Works	65321	149926

(A) Progressive minus expenditure is due to the cumulative effect of excess of recoveries over expenditure.
 (B) Difference of Rs. 1 thousand is due to rounding.

No. 49-B-5054-ACCOUNT of CAPITAL OUTLAY on ROADS AND BRIDGES during and to the end of the year 2005-06-Contd.

	(In thousands of rupees)	
	Expenditure	
	During the year	To end of the year
RAJASTHAN		
80-General-		
001-Direction and Administration	239327	1438245
190-Investments in Public Sector and other Undertakings	200000	350000 (A)
796-Tribal Area Sub-plan	-	67458
800-Other Expenditure	43515	508922
Total: Government of Rajasthan	2998822	32326944
SIKKIM		
02-Strategic and Border Roads-		
337-Road Works	-	309516
04-District and other Roads-		
101-Bridges	61617	83979
337-Road Works	565727	4804680
800-Other Expenditure	-	128336
05-Roads-		
052-Machinery and Equipment	26696	119896
337-Road Works	49447	104861
80-General-		
800-Other Expenditure	-	7533
Total: Government of Sikkim	703487	5558801
TAMIL NADU		
01-National Highways-		
101-Permanent Bridges	-	-8
337-Road Works	561	111774
800-Other Expenditure	-	802
03-State Highways-		
052-Machinery and Equipment	-176	240970
101-Bridges	2706	251214
337-Road Works	2430164	3390133
04-District and Other Roads-		
101-Bridges	822710	2857391
337-Road Works	7926738	32040922
789-Special Component Plan for Scheduled Castes	138538	1414192
800-Other Expenditure	163629	5052150
05-Road-		
337-Road Works	113397	783204
80-General-		
004-Research	2293	15387
796-Tribal Area Sub-plan	35	488326
800-Other Expenditure	4691368	19178875
902-Deduct - Amount met from Reserve Fund	-48399	-747574
Total: Government of Tamil Nadu	16243664	65077758

(A) Investment in Rajasthan State Bridge and Construction Corporation (Rs. 100000 thousands) and Road Infrastructure Development Co. of Rajasthan Limited (Rs. 250000 thousands).

No. 49-B-5054-ACCOUNT of CAPITAL OUTLAY on ROADS AND BRIDGES during and to the end of the year 2005-06-Contd.

		(In thousands of rupees)	
		Expenditure	
		During the year	To end of the year
TRIPURA			
02-Strategic and Border Roads-			
001-Direction and Administration			156
337-Road Works		250902	1627625
03-State Highways-			
337-Road Works			384571
04-District and Other Roads-			
800-Other Expenditure		1086147	7383950
80-General-			
004-Research			8293
Total: Government of Tripura		1337049	9404595
UTTAR PRADESH			
01-National Highways-			
337-Road works			10216
03-State Highways-			
052-Machinery & Equipment			5329
101-Bridges			744303
337-Road Works		631539	3999594
799-Suspense		211736	370036
04-District and Other Roads-			
101-Bridges		4228079	8106871
337-Road Works		19570170	77275430
799-Suspense			105793
800-Other Expenditure		3271722	5841526
05-Roads-			
337-Road Works		3421208	7711244
799-Suspense			78537
80-General-			
004-Research		386	2401
190-Investments in Public Sector and Other Undertakings			2180922
797-Transfers to/from Reserve Funds and Deposit Accounts			-29000
800-Other Expenditure		146392	13143700
Total: Government of Uttar Pradesh		31481232	119548902
UTTARAKHAND			
01-National Highways-			
800-Other Expenditure			113305
03-State Highways-			
101-Bridges		131266	555694
052-Machinery and Equipment		199	103180
799-Suspense		2510	31170

(A) Includes Rs. 113028 thousands spent out of advance.

(B) Includes Rs. 53488056 thousands yet to be allocated between U.P. and Uttarakhand.

Economic Services


No. 49-B-5054-ACCOUNT of CAPITAL OUTLAY on ROADS AND BRIDGES during and to the end of the year 2005-06-Concl'd.

	(In thousands of rupees)	
	Expenditure	
	During the year	To end of the year
UTTARAKHAND		
04-District & Other Roads-		
337-Road Works		8891
796-Tribal Area sub scheme	140433	258867
799-Suspense		-1119
800-Other Expenditure	4390165	10933476
80-General-		
001-Direction & Administration		169
800-Other Expenditure		--
Total: Government of UTTARAKHAND	4664573	12013633
WEST BENGAL		
01-National Highways-		
337-Road Works	-15462	106717
789-Special Component Plan for Scheduled Castes	28162	28554
796-Tribal Area Sub-plan	508	508
03-State Highways-		
052-Machinery and Equipment	25862	1275889
101-Bridges		6293
337-Road Works	196828	7421668
789-Special Component Plan for Scheduled Castes	257362	298025
796-Tribal Area Sub-plan	24764	24764
799-Suspense	47945	267644
800-Other Expenditure	60442	519481
04-District and Other Roads-		
337-Road Works	1292071	10372959
789-Special Component Plan for Scheduled Caste	345924	2012095
796-Tribal Area Sub-plan	65191	1286020
797-Transfers to/from Reserve Funds and Deposit Accounts		-2812
800-Other Expenditure		4325766
901-Deduct Refunds		-2
05-Roads-		
800-Other Expenditure		159670
80-General-		
797-Transfer to/from Reserve Fund and Deposit Account	-592303	-1456745
800-Other Expenditure	328964	4998195
Total: Government of West Bengal	2066258	31644689
Total: Capital Outlay on Roads and Bridges	197522013	1200886954

(A) Excludes Rs. 60542 thousands spent from Contingency Fund during 2005-06 but not recouped till the close of the year.

(B) (i) Includes Rs. 19746 thousands and Rs. 713 thousand spent out of advance from Contingency Fund during previous year.

(ii) Excludes Rs. 7039 thousands spent out of Contingency Fund during the year but not recouped to the fund in the current year.



No. 50-1055-ACCOUNT of RECEIPTS from ROAD TRANSPORT for the year ended 31st March, 2006

(In thousands of rupees)

	Union Government	U.T. Govt. Puducherry	STATE GOVERNMENTS							Item No.
			Andhra Pradesh	Arunachal Pradesh	Assam	Bihar	Chhattisgarh	NCT Delhi	Goa	
101-Receipts under Rail Road Co-ordination	153			580		247				1
201-Government Transport Services										2
800-Other Receipts	785052			85117		22				3
900-Deduct-Refunds										4
Total: Receipts from Road Transport	785205	0	0	85697	0	269	0	0	0	5

No. 50-1055-ACCOUNT of RECEIPTS from ROAD TRANSPORT for the year ended 31st March, 2006-Contd.

(In thousands of rupees)

	Total brought forward	STATE GOVERNMENTS						Item No.
		Maharashtra	Manipur	Meghalaya	Mizoram	Nagaland	Orissa	
101-Receipts under Rail Road Co-ordination	980					810		1
201-Government Transport Services	5423667							2
800-Other Receipts	931585				15527	72631		3
900-Deduct-Refunds	0							4
Total: Receipts from Road Transport	6356232	0	0	0	15527	73441	0	5

No. 50-1055-ACCOUNT of RECEIPTS from ROAD TRANSPORT for the year ended 31st March, 2006-Contd.

(In thousands of rupees)

Item No.	STATE GOVERNMENTS								Total carried over
	Gujarat	Haryana	Himachal Pradesh	Jammu and Kashmir	Jharkhand	Karnataka	Kerala	Madhya Pradesh	
1									980
2	477	5423190							5423667
3		61243	151						931585
4									0
5	477	5484433	151	0	0	0	0	0	6356232

No. 50-1055-ACCOUNT of RECEIPTS from ROAD TRANSPORT for the year ended 31st March, 2006-Concl'd.

(In thousands of rupees)

Item No.	STATE GOVERNMENTS								Total
	Punjab	Rajasthan	Sikkim	Tamil Nadu	Tripura	Uttarakhand	Uttar Pradesh	West Bengal	
1							9705		11495
2	1706776		136676						7267119
3	1446					1996	82184	1	1105370
4							-1		-1
5	1708222	0	136676		0	1996	91888	1	8383983

Economic Services

No. 50-A-3055-ACCOUNT of EXPENDITURE on ROAD TRANSPORT for the year ended 31st March, 2006

(In thousands of rupees)

	Union Government	U.T. Govt Puducherry	STATE GOVERNMENTS							Item No.
			Andhra Pradesh	Arunachal Pradesh	Assam	Bihar	Chhattisgarh	NCT Delhi	Goa	
001-Direction and Administration	1083	814		4478	24635	3963			41788	1
003-Training					1943				2024	2
004-Research	303921	1079								3
101-Solatium Fund Authority										4
102-Chandigarh Transport Undertaking										5
104-Government Transport Services	93384	(A)								6
190-Assistance to Public Sector and Other Undertakings			3685000					1327475		7
201-Government Transport Services	824615									8
502-Expenditure awaiting transferred to other head of account									2	9
796-Tribal Area Sub-Plan	10200									10
797-Transfer to/from Reserve Funds and Deposit Accounts										11
800-Other Expenditure				283454	5000				80953	12
901-Deduct Amount to be met from Motor Transport Reserve fund										13
911-Deduct- Recoveries of Over Payments									-93	14
Total: Expenditure on Road Transport	1233203	1893	3686000	287932	31678	3963	0	1327475	124674	15
Charged	3196									16
Voted	1230007	1893	3685000	287932	31578	3963	0	1327475	124674	17

No. 50-A-3055-ACCOUNT of EXPENDITURE on ROAD TRANSPORT for the year ended 31st March, 2006-Contd.

(In thousands of rupees)

	Total brought forward	STATE GOVERNMENTS						Item No.
		Maharashtra	Manipur	Meghalaya	Mizoram	Nagaland	Orissa	
001-Direction and Administration	153439				105078	20631		1
003-Training	3967							2
004-Research	305000							3
101-Solatium Fund Authority	0							4
102-Chandigarh Transport Undertaking	0							5
104-Government Transport Services	93384							6
190-Assistance to Public Sector and Other Undertakings	9054517							7
201-Government Transport Services	7409710							8
502-Expenditure awaiting transferred to other head of account	2							9
796-Tribal Area Sub-Plan	10200							10
797-Transfer to/from Reserve Funds and Deposit Accounts	0							11
800-Other Expenditure	1451222	758			18073	163520	16010	12
901-Deduct Amount to be met from Motor Transport Reserve fund	-2000							13
911-Deduct- Recoveries of Over Payments	-93							14
Total: Expenditure on Road Transport	18479348	758	0	0	123151	184151	16010	15
Charged	3196							16
Voted	18476152	758	0	0	123151	184151	16010	17

(A) Under Investigation

No. 60-A-3066-ACCOUNT of EXPENDITURE on ROAD TRANSPORT for the year ended 31st March, 2006-Contd.

(In thousands of rupees)

Item No.	STATE GOVERNMENTS								Total carried over
	Gujarat	Haryana	Himachal Pradesh	Jammu and Kashmir	Jharkhand	Karnataka	Kerala	Madhya Pradesh	
1		47161	29517						153439
2									3967
3									305000
4									0
5									0
6									93384
7	3560000		482042						9054517
8		6585095							7409710
9									2
10									10200
11									0
12	22124	67265	7785			984641			1451222
13		-2000							-2000
14									-93
15	3682124	6697521	519344	0	0	984641	0	0	18479348
16									3196
17	3582124	6697521	519344	0	0	984641	0	0	18476152

No. 60-A-3066-ACCOUNT of EXPENDITURE on ROAD TRANSPORT for the year ended 31st March, 2006-Concl.

(In thousands of rupees)

Item No.	STATE GOVERNMENTS								Total
	Punjab	Rajasthan	Sikkim	Tamil Nadu	Tripura	Uttar Pradesh	Uttarakhand	West Bengal	
1	46246			381	1423	323608	47554	14488	712848
2	903								4870
3									305000
4									0
5									0
6									93384
7						677		3318409	12373603
8	2646657		188292						10244659
9									2
10									10200
11								364389	364389
12	4020	106197						94305	1854105
13									-2000
14									-93
15	2697826	106197	188292	381	1423	324286	47554	3791591	25960967
16									3196
17	2697826	106197	188292	381	1423	324286	47554	3791591	25957771

No. 50-B-5055-ACCOUNT of CAPITAL OUTLAY on ROAD TRANSPORT during and to the end of the year 2005-06

	(In thousands of rupees)	
	Expenditure	
	During the year	To end of the year
UNION GOVERNMENT		
050-Lands and Buildings	10947	133848
102-Acquisition of Fleet	10000	321682
201-Chandigarh Transport Undertaking	21093	210168
796-Tribal Area Sub-Plan		22150
800-Other Expenditure		15644
901-Deduct-Receipts and Recoveries on Capital Account		-10500
Total: Union Government	42040	692992
UNION TERRITORY GOVERNMENT PUDUCHERRY		
190 - Investments in Public Sector and other Undertakings		11300
Total: Government of Puducherry	0	11300
STATE GOVERNMENTS		
ANDHRA PRADESH		
050-Lands and Buildings		303
190 - Investments in Public Sector and other Undertakings		1506961
195 - Investment in Co-operatives		8394
800-Other Expenditure	283213	312715
Total: Government of Andhra Pradesh	283213	1828373
ARUNACHAL PRADESH		
050-Lands and Buildings	4492	89670
102-Acquisition of Fleet	10241	273306
103-Workshop Facilities	9481	71199
800-Other Expenditure		116745
Total: Government of Arunachal Pradesh	24214	550920
ASSAM		
050-Lands and Buildings		75334
102-Acquisition of Fleet		38100
103 -Workshop Facilities		2323
190 - Investments in Public Sector and other Undertakings	153000	3792606
799-Suspense		500
800-Other Expenditure		18695
902-Deduct-Amount met from the Depreciation Reserve Fund		-15099
Total: Government of Assam	153000	3912459

(A) Includes Rs 27110 thousands being the expenditure incurred upto 31st Oct., 1956 in Ex. Hyderabad State.

No. 50-B-5055-ACCOUNT of CAPITAL OUTLAY on ROAD TRANSPORT during and to the end of the year 2005-06-Contd.

	(In thousands of rupees)	
	Expenditure	
	During the year	To end of the year
BIHAR		
190 - Investments in Public Sector and other Undertakings		731254
796-Tribal Area Sub-Plan		110830
799-Suspense		1
800-Other Expenditure		2630
Total: Government of Bihar	0	844715
CHHATTISGARH		
190 - Investments in Public Sector and other Undertakings		--
796-Tribal Area Sub-Plan		--
800-Other Expenditure		--
Total: Government of Chhattisgarh	0	0
NCT DELHI		
050-Lands and Buildings	53026	2457245
190 - Investments in Public Sector and other Undertakings	3466563	19276615
800-Other Expenditure	--	490875
Total: Government of NCT Delhi	3519589	22224735
GOA		
050-Lands and Buildings	14868	66194
102-Acquisition of Fleet	--	875
190 - Investments in Public Sector and other Undertakings	30000	279096
Total: Government of Goa	44868	346165
GUJARAT		
190 - Investments in Public Sector and other Undertakings	176900	4838223
Total: Government of Gujarat	176900	4838223
HARYANA		
050-Lands and Buildings	42000	805104
102-Acquisition of Fleet	706233	5654784
103-Workshop Facilities	698	82234
190 - Investments in Public Sector and other Undertakings	20000	40000
800-Other Expenditure	1032	13261
902- Deduct amount met from Motor Transport Depreciation Reserve Fund	-395000	-2540380
Total: Government of Haryana	374963	4055003
HIMACHAL PRADESH		
050-Lands and Buildings		208863
102-Acquisition of Fleet		1561
103-Workshop Facilities		82
190 - Investments in Public Sector and other Undertakings	112933	18700
796-Tribal Area Sub-plan	18700	
800-Other Expenditure		
Total: Government of Himachal Pradesh		



No. 50-B-5055-ACCOUNT of CAPITAL OUTLAY on ROAD TRANSPORT during and to the end of the year 2005-06-Contd.

	(In thousands of rupees)	
	Expenditure	
	During the year	To end of the year
JAMMU AND KASHMIR		
050-Lands and Buildings		52017
102-Acquisition of Fleet	10000	152017
103-Workshop Facilities		15826
190 - Investments in Public Sector and other Undertakings		886211
796-Tribal Area Sub-plan		
800-Other Expenditure	16610	139668
Total: Government of Jammu and Kashmir	26610	1245739
JHARKHAND		
190 - Investments in Public Sector and other Undertakings	97386	128402
Total: Government of Jharkhand	97386	128402
KARNATAKA		
190 - Investments in Public Sector and other Undertakings	670000	4738726
796-Tribal Area Sub-plan		
800-Other Expenditure		1500
901- Deduct Amount met from Infrastructure Initiative Fund	-670000	-670000
Total: Government of Karnataka	0	4070226
KERALA		
190 - Investments in Public Sector and other Undertakings	50000	1685661
800-Other Expenditure	12457	92988
Total: Government of Kerala	62457	1778649
MADHYA PRADESH		
190 - Investments in Public Sector and other Undertakings		(A) 1353568
796-Tribal Area Sub-plan		(A) 66200
800-Other Expenditure	25000	61812
Total: Government of Madhya Pradesh	25000	(B) 1481580
MAHARASHTRA		
190 - Investments in Public Sector and other Undertakings	1385697	8522563
Total: Government of Maharashtra	1385697	8522563
MANIPUR		
050-Lands and Buildings	6600	59677
102-Acquisition of Fleet		1291
103-Workshop Facilities		18142
190 - Investments in Public Sector and other Undertakings		415737
800-Other Expenditure	500	19226
Total: Government of Manipur	7100	514073

Rs. 1119 thousand from the investment shown in statement No. 13 under Major Head 5055-190 and 796 related to the period prior to 1974-75.

M.P. and Chhattisgarh.

No. 50-B-5055-ACCOUNT of CAPITAL OUTLAY on ROAD TRANSPORT during and to the end of the year 2005-06-Contd.

	(In thousands of rupees)	
	During the year	To end of the year
MEGHALAYA		
050-Lands and Buildings	1700	6656
102-Acquisition of Fleet		4176
800-Other Expenditure	30491	621627
Total: Government of Meghalaya	32191	632459
MIZORAM		
050-Lands and Buildings		8232
102-Acquisition of Fleet	18651	94068
103-Workshop Facilities	976	17286
800-Other Expenditure		202266
Total: Government of Mizoram	19627	321852
NAGALAND		
050-Lands and Buildings	8000	125323
102-Acquisition of Fleet	44700	512245
103-Workshop Facilities	2000	27520
104-Renovation and Upgradation		429
800-Other expenditure	2500	7499
Total: Government of Nagaland	57200	673016
ORISSA		
050-Lands and Buildings		31
102-Acquisition of Fleet		56616
103-Workshop Facilities		121828
190 - Investments in Public Sector and other Undertakings		1050524
800 - Other Expenditure		1260
Total: Government of Orissa	0	1230259
PUNJAB		
001-Direction and Administration	58197	96882
050-Lands and Buildings		152493
102-Acquisition of Fleet		350548
103-Workshop Facilities		23961
190 - Investments in Public Sector and other Undertakings		870719
201-Government Transport Services (Punjab Roadways)	66091	160078
799-Suspense		16720
800-Other Expenditure	65881	292548
Total: Government of Punjab	190169	1963949
RAJASTHAN		
050-Lands and Buildings		3529
190 - Investments in Public Sector and other Undertakings		1939143
800-Other Expenditure		
Total: Government of Rajasthan	0	1942672


(A) It includes investment in Rajasthan State Road Transport Corporation (Rs. 1932350 thousands), Kota Transport Company Limited, Kota (Rs. 200 thousands), Bundi Electric supply Company Limited, (Rs 12 thousands) and Jhalawar Transport Service Limited, Jhalawar (Rs 10 thousands).

Economic Services

No. 50-B-5055-ACCOUNT of CAPITAL OUTLAY on ROAD TRANSPORT during and to the end of the year 2005-06-Concid.

	(In thousands of rupees)	
	Expenditure	
	During the year	To end of the year
SIKKIM		
050 - Lands and Buildings	1874	76285
102-Acquisition of Fleet	9600	223066
103-Workshop Facilities	3028	60099
190 - Investments in Public Sector and other Undertakings	-	3000
800-Other Expenditure	-	6479
911- Deduct Refund	-3377	-3377
Total: Government of Sikkim	11125	365552
TAMIL NADU		
050-Lands and Buildings	-	38782
102-Acquisition of Fleet	-	120757
103-Workshop Facilities	-	8086
190 - Investments in Public Sector and other Undertakings	100000	8847586
797-Transfer to/from Reserve Funds and Deposit Accounts	-	--
799 - Suspense	-	38204
800 - Other Expenditure	-	11557
Total: Government of Tamil Nadu	100000	9064972
TRIPURA		
050-Land and Buildings	94800	1196656
190 - Investments in Public Sector and other Undertakings	-	--
800 - Other Expenditure	61054	73324
Total: Government of Tripura	155854	1269980
UTTAR PRADESH		
050 - Lands and Buildings	-	--
102 - Acquisition of Fleet	-	-
103 - Workshop facilities	-	--
190 - Investments in Public Sector and other Undertakings	-	1945823
800 - Other Expenditure	-	-99775
Total: Government of Uttar Pradesh	0	1846048 ^(A)
UTTARAKHAND		
050- Lands and Buildings	48653	48653
190 - Investments in Public Sector and other Undertakings	200000	492500
800-Other Expenditure	-	--
Total: Government of Uttarakhand	248653	541153
WEST BENGAL		
050 - Lands and Buildings	-	2234
102 - Acquisition of Fleet	-	25450
103 - Workshop facilities	-	1205
190 - Investments in Public Sector and other Undertakings	-	137085
797-TRANSFER TO /FROM RESERVE FUNDS AND DEPOSIT ACCOUNT	-42410	-564382
800 - Other Expenditure	1032739	5732631
Total: Government of West Bengal	990329	5334223
Total: Capital Outlay on Road Transport	8176172	84772905

(A) Includes Rs. 1846048 thousands yet to be allocated between UP and Uttarakhand.



No. 50-C-7055-ACCOUNT of LOANS for ROAD TRANSPORT showing the amounts ADVANCED and REPAID during the year ended 31st March, 2006 and the BALANCES of such LOANS at the commencement and at the end of the year 2005-06-Contd.

(In thousands of rupees)

Item No.	STATE GOVERNMENTS								Total carried over
	Gujarat	Haryana	Himachal Pradesh	Jammu and Kashmir	Jharkhand	Karnataka	Kerala	Madhya Pradesh	
1								231750	430961
2									0
3									0
4	0	0	0	0	0	0	0	231750	430961
5	3557802			2482597		52500	700098		54419591
6	1840000			117675			200000 (B)		12530575
7						500			1307200
8	5397802	0	0	2600272	0	52000	900098	0	65642966
9									3343
10									0
11									0
12	0	0	0	0	0	0	0	0	3343
13									317
14									0
15									0
16	0	0	0	0	0	0	0	0	317
17									205542
18									0
19									0
20	0	0	0	0	0	0	0	0	205542
21	3667802	0	0	2482597	0	52500	700098	231750	65069754
22	1840000	0	0	117675	0	0	200000	0	12530575
23	0	0	0	0	0	500	0	0	1307200
24	5397802	0	0	2600272	0	52000	900098	231750 (A)	66283129
25									0

(A) An amount of Rs. 231750 thousands represents balances of composite State of M.P. yet to be allocated between M.P. and Chhattisgarh.

(B) Includes Rs. 150000 thousand spent out of an advance from Contingency Fund obtained during 2004-05 and recouped to the fund during the year.

Loans and Advances

No. 50-C-7055-ACCOUNT of LOANS for ROAD TRANSPORT showing the amounts ADVANCED and REPAID during the year ended 31st March, 2006 and the BALANCES of such LOANS at the commencement and at the end of the year 2005-06-Contd.

	Total brought forward	STATE GOVERNMENTS						Item No.
		Maharashtra	Manipur	Meghalaya	Mizoram	Nagaland	Orissa	
101-Loans in Perpetuity to Road Transport Corporations-								
Balance 1st April 2005	430961							1
Advanced during the year	0							2
Repaid during the year	0							3
Balance 31st March, 2006	430961	0	0	0	0	0	0	4
190-Loans to Public Sector and other Undertakings-								
Balance 1st April 2005	54419591						163900	5
Advanced during the year	12530575							6
Repaid during the year	1307200							7
Balance 31st March, 2006	65642966	0	0	0	0	0	163900	8
191-Loans to Local Bodies etc.-								
Balance 1st April 2005	3343	7958						9
Advanced during the year	0							10
Repaid during the year	0							11
Balance 31st March, 2006	3343	7958	0	0	0	0	0	12
195-Loans to Co-operatives-								
Balance 1st April 2005	317							13
Advanced during the year	0							14
Repaid during the year	0							15
Balance 31st March, 2006	317	0	0	0	0	0	0	16
800-Other Loans-								
Balance 1st April 2005	205542				201			17
Advanced during the year	0							18
Repaid during the year	0							19
Balance 31st March, 2006	205542	0	0	0	201	0	0	20
Total: Loans for Road Transport-								
Balance 1st April 2005	56069764	7958	0	0	201	0	163900	21
Advanced during the year	12530575	0	0	0	0	0	0	22
Repaid during the year	1307200	0	0	0	0	0	0	23
Balance 31st March, 2006	66283129	7958	0	0	201	0	163900	24
Interest received and credited to revenue	0							25

No. 50-C-7055-ACCOUNT of LOANS for ROAD TRANSPORT showing the amounts ADVANCED and REPAYED during the year ended 31st March, 2006 and the BALANCES of such LOANS at the commencement and at the end of the year 2005-06-Concl'd.

(In thousands of rupees)

Item No.	STATE GOVERNMENTS								Total
	Punjab	Rajasthan	Sikkim	Tamil Nadu	Tripura	Uttar Pradesh	Uttarakhand	West Bengal	
1						121947			552908
2									0
3									0
4	0	0	0	0	0	121947	0	0	552908
5	462900			66980				6481430	61614801
6				800000				254981	13585556
7									1307200
8	462900	0	0	886980	0	0	0	6736411	73893157
9									11301
10									0
11									0
12	0	0	0	0	0	0	0	0	11301
13									317
14									0
15									0
16	0	0	0	0	0	0	0	0	317
17					1500				207243
18									0
19									0
20	0	0	0	0	1500	0	0	0	207243
21	462900	0	0	86980	1500	121947	0	6481430	62386570
22	0	0	0	800000	0	0	0	254981	13585556
23	0	0	0	0	0	0	0	0	1307200
24	462900	0	0	886980	1500	121947	0	6736411	74664926
25									

(A) Includes Rs. 143482 thousands yet to be apportioned between U.P. and Uttarakhand.

Loans and Advances

No. 51-1056-ACCOUNT of RECEIPTS from INLAND WATER TRANSPORT for the year ended 31st March, 2006

(In thousands of rupees)

	Union Government	U.T. Govt. Puducherry	STATE GOVERNMENTS							Item No.	
			Andhra Pradesh	Arunachal Pradesh	Assam	Bihar	Chhattisgarh	NCT Delhi	Goa		
101-River Navigation Department									10743	1	
103-Passenger Launch Services on other places										2	
201- Water Transport Services										3	
800-Other Receipts	2670		84		27154		1		91	4	
900-Deduct Refunds									-57	5	
Total: Receipts from inland water Transport	2670	0	84	0	27154		1	0	0	10777	6

No. 51-1056-ACCOUNT of RECEIPTS from INLAND WATER TRANSPORT for the year ended 31st March, 2006-Contd.

(In thousands of rupees)

	Total brought forward	STATE GOVERNMENTS						Item No.
		Maharashtra	Manipur	Meghalaya	Mizoram	Nagaland	Orissa	
101-River Navigation Department	10743						821	1
103-Pasenger Launch Services in other places	0						1099	2
201- Water Transport Services	2610							3
800-Other Receipts	75735						225	4
900-Deduct Refunds	-63							5
Total: Receipts from inland water Transport	89025	0	0	0	0	0	2145	6

No. 51-1056-ACCOUNT of RECEIPTS from INLAND WATER TRANSPORT for the year ended 31st March, 2006-Contd.

(In thousands of rupees)

Item No.	STATE GOVERNMENTS								Total carried over
	Gujarat	Haryana	Himachal Pradesh	Jammu and Kashmir	Jharkhand	Karnataka	Kerala	Madhya Pradesh	
1									10743
2									0
3						2610			2610
4						4	45731		75735
5						-6			-63
6	0	0	0	0	0	2608	45731	0	89025

No. 51-1056-ACCOUNT of RECEIPTS from INLAND WATER TRANSPORT for the year ended 31st March, 2006-Concl'd.

(In thousands of rupees)

Item No.	STATE GOVERNMENTS								Total
	Punjab	Rajasthan	Sikkim	Tamil Nadu	Tripura	Uttarakhand	Uttar Pradesh	West Bengal	
1									11564
2									1099
3									2610
4				17595					93555
5									-63
6	0	0	0	17595	0	0	0	0	108765

No. 51-A-3056-ACCOUNT of EXPENDITURE on INLAND WATER TRANSPORT for the year ended 31st March, 2006

(In thousands of rupees)

	Union Government	U.T. Govt. Puducherry	STATE GOVERNMENTS							Item No.
			Andhra Pradesh	Arunachal Pradesh	Assam	Bihar	Chhattisgarh	NCT Delhi	Goa	
001-Direction and Administration	16534				125582				2680	1
003-Training and Research	10000				12025					2
101-Hydrographic Survey					8930					3
103-Govt. Transport Service	(A) 25113									4
104-Navigation			12392							5
105-Landing Facilities									104073	6
190-Assistance to Public Sector and Other Undertakings	1437500									7
792-Irrecoverable Loans written off										8
799-Suspense					-11					9
800-Other Expenditure	25765				269218				901	10
911-Deduct-Recoveries of overpayments									-513	11
Total: Expenditure on Inland Water Transport	1514912	0	12392	0	416744	0	0	0	107141	12
Charged									125	13
Voted	1514912	0	12392	0	415744	0	0	0	107016	14

No. 51-A-3056-ACCOUNT of EXPENDITURE on INLAND WATER TRANSPORT for the year ended 31st March, 2006-Contd.

(In thousands of rupees)

	Total brought forward	STATE GOVERNMENTS						Item No.
		Maharashtra	Manipur	Meghalaya	Mizoram	Nagaland	Orissa	
001-Direction and Administration	325103					2739	6913	1
003-Training and Research	22101						1528	2
101-Hydrographic Survey	8930							3
103-Govt. Transport Service	25113							4
104-Navigation	12392						9255	5
105-Landing Facilities	104073							6
190-Assistance to Public Sector and Other Undertakings	1437500	107611						7
792-Irrecoverable Loans written off	0							8
799-Suspense	-11							9
800-Other Expenditure	297401							10
911-Deduct-recoveries of overpayments	-528							11
Total: Expenditure on Inland Water Transport	2232074	107611	0	0	2739	0	17696	12
Charged	125							13
Voted	2231949	107611	0	0	2739	0	17696	14

(A) Under Investigation

No. 51-A-3056-ACCOUNT of EXPENDITURE on INLAND WATER TRANSPORT for the year ended 31st March, 2006-Contd.

Item No.	STATE GOVERNMENTS								Total carried over
	Gujarat	Haryana	Himachal Pradesh	Jammu and Kashmir	Jharkhand	Karnataka	Kerala	Madhya Pradesh	
1			8287			14251	157769		325103
2							76		22101
3									8930
4									25113
5									12392
6									104073
7									1437500
8									0
9									-11
10						910	607		297401
11							-15		-528
12	0	0	8287	0	0	15161	158437	0	2232074
13									125
14	0	0	8287	0	0	15161	158437	0	2231949

No. 51-A-3056-ACCOUNT of EXPENDITURE on INLAND WATER TRANSPORT for the year ended 31st March, 2006-Concl'd.

Item No.	STATE GOVERNMENTS								Total
	Punjab	Rajasthan	Sikkim	Tamil Nadu	Tripura	Uttar Pradesh	Uttarakhand	West Bengal	
1								1108	335863
2								591	24220
3									8930
4									25113
5				11743					33390
6									104073
7									1545111
8									0
9									-11
10									297401
11									-528
12	0	0	0	11743	0	0	0	1699	2373662
13									125
14	0	0	0	11743	0	0	0	1699	2373437

No. 51-B-5056-ACCOUNT of CAPITAL OUTLAY on INLAND WATER TRANSPORT during and to the end of the year 2005-06

	(In thousands of rupees)	
	During the year	To end of the year
UNION GOVERNMENT		
190-Investments in Public Sector and Other Undertakings	--	880550
800-Other Expenditure	207	432664
Total: Union Government	207	1313214
STATE GOVERNMENTS		
ANDHRA PRADESH		
104-Navigation	--	78128
Total: Government of Andhra Pradesh	0	78128
ASSAM		
190-Investments in Public Sector and Other Undertakings	--	8565
800-Other Expenditure	--	--
Total: Government of Assam	0	8565
GOA		
101-Landing Facilities	1334	69434
102-Workshop Facilities	--	2241
103-Development of Jetties at Daman and Diu	--	104
104-Navigation	--	23739
800-Other Expenditure	222	146784
Total: Government of Goa	1556	242302
HIMACHAL PRADESH		
800-Other Expenditure	--	1843
Total: Government of Himachal Pradesh	0	1843
JAMMU AND KASHMIR		
104-Navigation	--	277437
Total: Government of Jammu and Kashmir	0	277437
KARNATAKA		
800-Other Expenditure	--	1905
Total: Government of Karnataka	0	1905

No. 51-B-5056-ACCOUNT of CAPITAL OUTLAY on INLAND WATER TRANSPORT during and to the end of the year 2005-06 Concl'd.

	(In thousands of rupees)	
	Expenditure	
	During the year	To end of the year
KERALA		
104-Navigation	16295	205732
190-Investments in Public Sector and Other Undertakings	5000	5000
Total: Government of Kerala	21295	210732
MAHARASHTRA		
796-Tribal Area Sub-Plan	--	92
800-Other Expenditure	--	42621
Total: Government of Maharashtra	0	42713
ORISSA		
101-Landing Facilities	330	1833
800-Other Expenditure	--	31
Total: Government of Orissa	330	1864
TAMIL NADU		
104-Navigation	--	71524
Total: Government of Tamil Nadu	0	71524
WEST BENGAL		
040-Feasibility Studies	--	100
101-Landing Facilities	--	45619
190-Investments in Public Sector and Other Undertakings	--	28065
789-Special Component Plan for Scheduled Castes	85935	85935
800-Other Expenditure	39085	362472
Total: Government of West Bengal	125020	522191
Total: Capital Outlay on Inland Water Transport	148408	2772418

Economic Services

No. 51-C-7056-ACCOUNT of LOANS for INLAND WATER TRANSPORT showing the amounts ADVANCED and REPAYED during the year ended 31st March, 2006 and the BALANCES of such LOANS at the commencement and at the end of the year 2005-06

	Union Government	STATE GOVERNMENTS			Total
		Kerala	Tamil Nadu	West Bengal	
(In thousands of rupees)					
190-Loans to Public Sector and other Undertakings-					
Balance 1st April 2005	1207134	372		41281	1248787
Advanced during the year	180000			44051	224051
Repaid during the year					
Balance 31st March, 2006	1387134	372	0	85332	1472838
800-Other Loans-					
Balance 1st April 2005					0
Advanced during the year					0
Repaid during the year					0
Balance 31st March, 2006	0	0	0	0	0
Total: Loans for Inland Water Transport-					
Balance 1st April 2005	1207134	372	0	41281	1248787
Advanced during the year	180000	0	0	44051	224051
Repaid during the year	0	0	0	0	0
Balance 31st March, 2006	1387134	372	0	85332	1472838
Interest received and credited to revenue					0

**No. 52-1075-ACCOUNT of RECEIPTS from OTHER TRANSPORT SERVICES for the
year ended 31st March 2006**

(In thousands of rupees)

	Union Government	STATE GOVERNMENTS							Total
		Arunachal Pradesh	Assam	Bihar	Jammu and Kashmir	Kerala	Nagaland	Uttar Pradesh	
101-Receipts from River Training Works									0
800-Other Receipts	44		3			425			472
Total: Receipts from Other Transport Services	44	0	3	0	0	425	0	0	472

Economic Services

**No. 52-A-3075-ACCOUNT of EXPENDITURE on OTHER TRANSPORT SERVICES for the
year ended 31st March, 2006**

(In thousands of rupees)

	Union Government	U T Govt. Puducherry	STATE GOVERNMENTS							Total
			Bihar	NCT Delhi	Jharkhand	Kerala	Nagaland	Tripura	West Bengal	
01-River Training Works-										
201-Farakka Project	224130									224130
600-Other River Training Works										0
Total: 01	224130	0	0	0	0	0	0	0	0	224130
60-Others-										
001-Direction and Administration			2438							2438
003-Training										0
004-Research										0
101-Subsidy to Railways towards Dividend Relief and Other Concessions	9856800				626100					10482900
797-Transfer to/from Reserve Fund Deposit Account						353			-19836	-19483
799-Suspense										0
800-Other Expenditure	27205	22000		61307		22815			19836	153163
902-Deduct-Amount met from Redemption Fund										0
Total: 60	9884005	22000	2438	61307	626100	23168	0	0	0	10619018
Total: Expenditure on Other Transport Services	10108135	22000	2438	61307	626100	23168	0	0	0	10843148
Charged										0
Vc 1	10108135	22000	2438	61307	626100	23168	0	0	0	10843148

Economic Services

**No. 52-B-5075-ACCOUNT of CAPITAL OUTLAY on OTHER TRANSPORT SERVICES during and to the end
of the year 2005-06**

	(In thousands of rupees)	
	Expenditure	
	During the year	To end of the year
UNION GOVERNMENT		
01-River Training Works-		
201-Farakka Project	278055	2629481
600-Other River Training Works	23654	1099768
60-Others-		
800-Other Expenditure	1503386	4134412
Total: Union Government	1805095	7863661
STATE GOVERNMENTS		
GOVERNMENT OF BIHAR		
01-River Training Works-		
001-Direction and Administration	--	87
600-Other River Training Works	--	17774
Total: Government of Bihar	0	17861
NCT DELHI		
60-Others-		
800-Other Expenditure	5806	1404383
Total : NCT Delhi	5806	1404383
GOVERNMENT OF GOA		
60-Others-		
190- Investments in Public Sector and other Undertakings	--	468880
Total: Government of Goa	0	468880
GOVERNMENT OF KARNATAKA		
60-Others-		
190- Investments in Public Sector and other Undertakings	--	1209700
Total: Government of Karnataka	0	1209700
GOVERNMENT OF KERALA		
60-Others-		
190- Investments in Public Sector and other Undertakings	--	480000
800-Other Expenditure	32293	813354
Total: Government of Kerala	32293	1293354
GOVERNMENT OF MAHARASHTRA		
60-Others-		
190- Investments in Public Sector and other Undertakings	129616	1782225
Total: Government of Maharashtra	129616	1782225
GOVERNMENT OF WEST BENGAL		
60-Others-		
190-Investments in Public Sector and other Undertakings	145300	805800
797-Transfer to/from Reserve Funds and Deposit Accounts	-145300	-395800
800- Other Expenditure	--	97116
Total: Government of West Bengal	0	507116
Total: Capital Outlay on Other Transport Services	1972810	14547180

No. 52-C-7075-ACCOUNT of LOANS for OTHER TRANSPORT SERVICES showing the amounts ADVANCED and REPAYED during the year ended 31st March, 2006 and the BALANCES of such LOANS at the commencement and at the end of the year 2005-06

	(In thousands of rupees)									
	Union Government	U.T. Govt. Puduchery	Andhra Pradesh	Arunachal Pradesh	Assam	Bihar	Chhattisgarh	NCT Delhi	Goa	Item No.
01-Roads and Bridges-										
190-Loans to Public Sector and other Undertakings-										
Balance 1st April, 2005	9838578									1
Advanced during the year	6000000									2
Repaid during the year	1007750									3
Balance 31st March, 2006	14830828	0	0	0	0	0	0	0	0	4
191-Loans to Local Bodies and Municipalities/Municipal Corporations-										
Balance 1st April, 2005										5
Advanced during the year										6
Repaid during the year										7
Balance 31st March, 2006	0	0	0	0	0	0	0	0	0	8
192-Loan to Municipalities/ Municipal Councils-										
Balance 1st April, 2005										9
Advanced during the year										10
Repaid during the year										11
Balance 31st March, 2006	0	0	0	0	0	0	0	0	0	12
796-Tribal Area Sub-Plan-										
Balance 1st April, 2005						33105				13
Advanced during the year										14
Repaid during the year										15
Balance 31st March, 2006	0	0	0	0	0	33105	0	0	0	16
800-Other Loans-										
Balance 1st April, 2005						130011				17
Advanced during the year										18
Repaid during the year										19
Balance 31st March, 2006	0	0	0	0	0	130011	0	0	0	20
60-Other Transport Services-										
800-Other Loans-										
Balance 1st April, 2005										21
Advanced during the year										22
Repaid during the year										23
Balance 31st March, 2006	0	0	0	0	0	0	0	0	0	24
Total: Loans for Other Transport Services-										
Balance 1st April, 2005	9838578	0	0	0	0	(A) 163116	0	0	0	25
Advanced during the year	6000000	0	0	0	0	0	0	0	0	26
Repaid during the year	1007750	0	0	0	0	0	0	0	0	27
Balance 31st March, 2006	14830828	0	0	0	0	163116	0	0	0	28
Interest received and credited to revenue	1706077									29

(A) Includes the undivided balances as on 14/11/2000.

No. 52-C-7075-ACCOUNT of LOANS for OTHER TRANSPORT SERVICES showing the amounts ADVANCED and REPAYED during the year ended 31st March, 2006 and the BALANCES of such LOANS at the commencement and at the end of the year 2005-06-Contd.

(In thousands of rupees)

Item No.	STATE GOVERNMENTS									Total carried over
	Gujarat	Haryana	Himachal Pradesh	Jammu and Kashmir	Jharkhand	Karnataka	Kerala	Madhya Pradesh		
1									100	9838678
2										6000000
3										1007750
4	0	0	0	0	0	0	0	0	100	14830928
5										0
6										0
7										0
8	0	0	0	0	0	0	0	0	0	0
9										0
10										0
11										0
12	0	0	0	0	0	0	0	0	0	0
13										33105
14										0
15										0
16	0	0	0	0	0	0	0	0	0	33105
17	2395			55442					5951	193799
18						147000				147000
19										0
20	2395	0	0	55442	0	147000	0	5951		340799
21										0
22										0
23										0
24	0	0	0	0	0	0	0	0	0	0
25	2395	0	0	55442	0	0	0	6051		10065582
26	0	0	0	0	0	147000	0	0		6147000
27	0	0	0	0	0	0	0	0		1007750
28	2395	0	0	55442	0	147000	0	6051		15204832
29										1706077

Loans and Advances

No. 52-C-7075-ACCOUNT of LOANS for OTHER TRANSPORT SERVICES showing the amounts ADVANCED and REPAYED during the year ended 31st March, 2006 and the BALANCES of such LOANS at the commencement and at the end of the year 2005-06-Contd.

	Total brought forward	STATE GOVERNMENTS						Item No.
		Maharashtra	Manipur	Meghalaya	Mizoram	Nagaland	Orissa	
01-Roads and Bridges-								
190-Loans to Public Sector and other Undertakings-								
Balance 1st April, 2005	9838678	--	--	--	--	--	--	1
Advanced during the year	6000000	--	--	--	--	--	--	2
Repaid during the year	1007750	--	--	--	--	--	--	3
Balance 31st March, 2006	14830928	0	0	0	0	0	0	4
191-Loans to Local Bodies and Municipalities/Municipal Corporations-								
Balance 1st April, 2005	0	--	--	--	--	--	--	5
Advanced during the year	0	--	--	--	--	--	--	6
Repaid during the year	0	--	--	--	--	--	--	7
Balance 31st March, 2006	0	0	0	0	0	0	0	8
192-Loan to Municipalities/ Municipal Councils-								
Balance 1st April, 2005	0	--	--	--	--	--	--	9
Advanced during the year	0	--	--	--	--	--	--	10
Repaid during the year	0	--	--	--	--	--	--	11
Balance 31st March, 2006	0	0	0	0	0	0	0	12
796-Tribal Area Sub-Plan-								
Balance 1st April, 2005	33105	--	--	--	--	--	--	13
Advanced during the year	0	--	--	--	--	--	--	14
Repaid during the year	0	--	--	--	--	--	--	15
Balance 31st March, 2006	33105	0	0	0	0	0	0	16
800-Other Loans-								
Balance 1st April, 2005	193799	446	--	--	--	--	--	17
Advanced during the year	147000	--	--	--	--	--	--	18
Repaid during the year	0	--	--	--	--	--	--	19
Balance 31st March, 2006	340799	446	0	0	0	0	0	20
60-Other Transport Services-								
800-Other Loans-								
Balance 1st April, 2005	0	--	--	--	--	--	--	21
Advanced during the year	0	--	--	--	--	--	--	22
Repaid during the year	0	--	--	--	--	--	--	23
Balance 31st March, 2006	0	0	0	0	0	0	0	24
Total: Loans for Other Transport Services-								
Balance 1st April, 2005	10065582	446	0	0	0	0	0	25
Advanced during the year	6147000	0	0	0	0	0	0	26
Repaid during the year	1007750	0	0	0	0	0	0	27
Balance 31st March, 2006	15204832	446	0	0	0	0	0	28
Interest received and credited to revenue	1708077	--	--	--	--	--	--	29

No. 52-C-7075-ACCOUNT of LOANS for OTHER TRANSPORT SERVICES showing the amounts ADVANCED and REPAYED during the year ended 31st March, 2006 and the BALANCES of such LOANS at the commencement and at the end of the year 2005-06-Concl'd.

(In thousands of rupees)

Item No.	STATE GOVERNMENTS								Total
	Punjab	Rajasthan	Sikkim	Tamil Nadu	Tripura	Uttar Pradesh	Uttarakhand	West Bengal	
1						670000			10508678
2						990000			6990000
3									1007750
4	0	0	0	0	0	1660000	0	0	16490928
5				10630					10630
6									0
7									0
8	0	0	0	10630	0	0	0	0	10630
9				27420					27420
10									0
11									0
12	0	0	0	27420	0	0	0	0	27420
13									33105
14									0
15									0
16	0	0	0	0	0	0	0	0	33105
17		82		23903		67571		4331892	4617693
18								15000	162000
19									0
20	0	82	0	23903	0	67571	0	4346892	4779693
21			138						138
22									0
23									0
24	0	0	138	0	0	0	0	0	138
25	0	82	138	61953	0	737571	0	4331892	15197664
26	0	0	0	0	0	990000	0	15000	7152000
27	0	0	0	0	0	0	0	0	1007750
28	0	82	138	61953	0	1727571	0	4346892	21341914
29								825	1706902

(A) An amount of Rs. 3361 thousands are yet to be apportioned between U.P. and Uttarakhand.

Loans and Advances

No. 53-A-3252-ACCOUNT of EXPENDITURE on SATELLITE SYSTEM for the year ended 31st March, 2006.

(In thousands of rupees)

	Union Government	STATE GOVERNMENTS	
		Orissa Government	Total
001-Direction and Administration			0
003-Training			0
004-Research and Development			0
053-Operation and Maintenance	4155772		4155772
101-Management			0
800-Other Expenditure			0
Total: Expenditure on Satellite System	4155772	0	4155772
Charged			0
Voted	4155772	0	4155772

Economic Services

No. 53-B-5252-ACCOUNT of CAPITAL OUTLAY on SATELLITE SYSTEM during and to the end of the year 2005-06

(In thousands of rupees)

	Expenditure	
	During the year	To end of the year
UNION GOVERNMENT		
201-Project Management		108125
202-Launch Services		2176118
203-Space Crafts	54208	2092509
204-Master Control Facility	108100	1273014
283-Housing	3400	58820
Total: Capital Outlay on Satellite System	165708	5708586

Economic Services

**No. 54-1275-ACCOUNT of RECEIPTS from OTHER COMMUNICATION SERVICES for the
year ended 31st March 2006**

(In thousands of rupees)

	Union Government	STATE GOVERNMENTS			Total
		Arunachal Pradesh	Punjab	Tripura	
102-Receipts from Monitoring Organisation	130855	--	--	--	130855
103-Receipts from Wireless Planning and Co-ordination Organisation	13719676	--	--	--	13719676
104-Telecommunication Licence Fee	34325132	--	--	--	34325132
105-Universal Access Levy	32151279	--	--	--	
208-Satellite System	--	--	--	--	0
800-Other Receipts	20316653	72610	52	--	20389315
Total: Receipts from Other Communication Services	100643595	72610	52	0	100716257

**No. 54-A-3275-ACCOUNT of EXPENDITURE on OTHER COMMUNICATION SERVICES for the
year ended 31st March, 2006**

(In thousands of rupees)

	Union Government	STATE GOVERNMENTS				Total
		Arunachal Pradesh	Gujarat	Mizoram	Tripura	
101-Wireless Planning And Co-ordination	49131	--	--	--	82319	131450
102-Monitoring Services	91164	--	--	--	--	91164
103-Compensation to Service Providers for Universal Service Obligations	17668543	--	--	--	--	17668543
797-Transfer to Reserve Fund and Deposit Accounts	17668527	--	--	--	--	17668527
798-International Co-operation	--	--	--	--	--	0
799-Suspense	--	--	--	--	--	0
800-Other Expenditure	6136081	228061	--	4225	--	6368367
902-Deduct Amount met from Universal Service Obligation	-17668543	--	--	--	--	-17668543
Total: Expenditure on Other Communication Services	23944903	228061	0	4225	82319	24259508
Charged	--	--	--	--	--	--
Voted	23944903	228061	0	4225	82319	24259508

Economic Services

No. 54-B-5275-ACCOUNT of CAPITAL OUTLAY on OTHER COMMUNICATION SERVICES during and to the end of the year 2005-06

	(In thousands of rupees)	
	Expenditure	
	During the year	To end of the year
UNION GOVERNMENT		
101-Other Communication Facilities	--	--
190-Investments in Public Sector and Other Undertakings	--	600000
800-Other Expenditure	--	7321
Total: Union Government	0	607321
STATE GOVERNMENTS		
ASSAM		
800- Other Expenditure	--	107
Total: Government of Assam	0	107
GUJARAT		
101-Other Communication Facilities	--	--
Total: Government of Gujarat	0	0
JAMMU AND KASHMIR		
101-Other Communication Facilities	--	40
800-Other Expenditure	--	169
Total: Government of Jammu and Kashmir	0	209
MEGHALAYA		
101-Other Communication Facilities	--	4473
Total: Government of Meghalaya	0	4473
ORISSA		
901-Deduct- Receipts and Recoveries on Capital Account	--	-800
Total: Government of Orissa	0	(A) -800
PUNJAB		
101-Other Communication Facilities	--	153
Total: Government of Punjab	0	153
TRIPURA		
101-Other Communication Facilities	316	1233
Total: Government of Tripura	316	1233
Total : Capital Outlay on Other Communication Services	316	612696

(A) Minus expenditure/balance is under investigation.

NO. 54-C-7275-ACCOUNT of LOANS for OTHER COMMUNICATION SERVICES showing the amounts ADVANCED and REPAYED during the year ended 31st March, 2006 and the BALANCES of such LOANS at the commencement and at the end of the year 2005-06

	(In thousands of rupees)
	Union Government
190- Loans to Public Sectors and other Undertakings-	
Balance 1st April, 2005	7707555
Advanced during the year	--
Repaid during the year	--
Balance 31st March, 2006	7707555
800-Other Loans-	
Balance 1st April, 2005	18
Advanced during the year	--
Repaid during the year	--
Balance 31st March, 2006	18
Total : Loans for other Communication Services-	
Balance 1st April, 2005	7707573
Advanced during the year	0
Repaid during the year	0
Balance 31st March, 2006	7707573
Interest received and credited to revenue	--

Loans and Advances

No. 55-1425-ACCOUNT of RECEIPTS from OTHER SCIENTIFIC RESEARCH for the year ended 31st March, 2006

(in thousands of rupees)

	Union Government	U.T. Govt. Puducherry	STATE GOVERNMENTS						Item No.	
			Andhra Pradesh	Arunachal Pradesh	Assam	Bihar	Chhattisgarh	NCT Delhi		Goa
101-Oceanographic Research										1
102-Space Research										2
103-National Test House	39420									3
201-Survey of India	180261									4
800-Other Receipts	2720092	49			1401					5
900-Deduct-Refund										6
Total: Receipts from Other Scientific Research	2939773	49	0	0	1401	0	0	0	0	7

No. 55-1425-ACCOUNT of RECEIPTS from OTHER SCIENTIFIC RESEARCH for the year ended 31st March, 2006-Contd.

(in thousands of rupees)

	Total brought forward	STATE GOVERNMENTS						Item No.		
		Maharashtra	Madhya Pradesh	Meghalaya	Mizoram	Nagaland	Orissa			
101-Oceanographic Research	0								1	
102-Space Research	0								2	
103-National Test House	39420								3	
201-Survey of India	180261								4	
800-Other Receipts	2728032				98		72		15	5
900-Deduct-Refund	0									6
Total: Receipts from Other Scientific Research	2947713	0	98	0	72	0	15	7	7	

No. 55-1425-ACCOUNT of RECEIPTS from OTHER SCIENTIFIC RESEARCH for the year ended 31st March, 2006-Contd.

(In thousands of rupees)

Item No.	STATE GOVERNMENTS								Total carried over
	Gujarat	Haryana	Himachal Pradesh	Jammu and Kashmir	Jharkhand	Karnataka	Kerala	Madhya Pradesh	
1									0
2									0
3									39420
4									180261
5	6060	18	12			6	394		2728032
6									0
7	6060	18	12	0	0	6	394	0	2947713

No. 55-1425-ACCOUNT of RECEIPTS from OTHER SCIENTIFIC RESEARCH for the year ended 31st March, 2006-Concl'd.

(In thousands of rupees)

Item No.	STATE GOVERNMENTS								Total
	Punjab	Rajasthan	Sikkim	Tamil Nadu	Tripura	Uttar Pradesh	Uttarakhand	West Bengal	
1									0
2									0
3									39420
4									180261
5				-3				180	2728394
6									0
7	0	0	0	(A) -3	0	0	0	180	2948075

(A) Minus figure is under examination.

Economic Services

No. 55-A-3425-ACCOUNT of EXPENDITURE on OTHER SCIENTIFIC RESEARCH for the Year ended 31st March, 2006

	Union Government	U.T. Govt. Puducherry	STATE GOVERNMENTS							Item No.
			Andhra Pradesh	Arunachal Pradesh	Assam	Bihar	Chhattisgarh	NCT Delhi	Goa	
(In thousands of rupees)										
01-Survey of India-										
001-Direction of Administration	318698									1
003-Training	54679									2
101-Topographical Survey	775017									3
102-Assistance to Scientific Bodies										4
103-Publications of map, charts, reports etc.	139382									5
104-Survey of Developmental Projects										6
283-Housing										7
796-Tribal Area Sub-plan										8
800-Other Expenditure	274018									9
Total: 01	1661794	0	0	0	0	0	0	0	0	10
60-Others-										
001-Direction and Administration	12063			170	3479					11
004-Research and Development	3365	1499						14100		12
101-National Test Houses	151812									13
102-National Atlas and Thematic Mapping Organisation	87968									14
151-Assistance to Council of Scientific and Industrial Research	14270400									15
191-Assistance to Local Bodies, Corporation etc.										16
196-Assistance to Zilla Panchayats										17
200-Assistance to other Scientific Bodies	12644946		21377	94045	13673		36400			18
600-Other Schemes	600878			3955						19
789-Special Component Plan for Scheduled Castes			1050							20
796-Tribal Area Sub-plan			420							21
798-International Co-operation	352559									22
800-Other Expenditure	76922	10527		4340					5706	23
911-Deduct - Recoveries of Overpayment		-2							-67	24
Total: 60	28200913	12024	22847	102510	17152	0	36400	14100	5639	25
Total: Expenditure on Other Scientific Research	29762707	12024	22847	102510	17152	0	36400	14100	5639	26
Charged	1									27
Voted	29762706	12024	22847	102510	17152	0	36400	14100	5639	28

No. 65-A-3425-ACCOUNT of EXPENDITURE on OTHER SCIENTIFIC RESEARCH for the Year ended 31st March, 2006-Contd.

Item No.	STATE GOVERNMENTS								(In thousands of rupees)
	Gujarat	Haryana	Himachal Pradesh	Jammu and Kashmir	Jharkhand	Karnataka	Kerala	Madhya Pradesh	Total carried over
1								927	319625
2									54679
3									775017
4									0
5									139382
6									0
7									0
8									0
9								4000	278018
10	0	0	0	0	0	0	0	4927	1566721
11		78789	12238					2800	109539
12	91880		434						111278
13									151812
14									87968
15									14270400
16									0
17						4050			4050
18	345535		4785			63100	604426	33783	13862070
19	10000					21000		361700	997533
20									1050
21			1460						1880
22									352559
23									97495
24									-69
25	447415	78789	18917	0	0	88150	604426	398283	30047565
26	447415	78789	18917	0	0	88150	604426	403210	31614286
27								927	928
28	447415	78789	18917	0	0	88150	604426	402283	31613358

Economic Services

No. 56-A-3425-ACCOUNT of EXPENDITURE on OTHER SCIENTIFIC RESEARCH for the Year ended 31st March, 2006-Contd.

	Total brought forward	STATE GOVERNMENTS						Item No.
		Maharashtra	Manipur	Meghalaya	Mizoram	Nagaland	Orissa	
01-Survey of India-								
001-Direction of Administration	319625							1
003-Training	54679							2
101-Topographical Survey	775017							3
102-Assistance to Scientific Bodies	0							4
103-Publications of map, charts, reports etc.	139382							5
104-Survey of Developmental Projects	0							6
283-Housing	0							7
796-Tribal Area Sub-plan	0							8
800-Other Expenditure	278018							9
Total: 01	1566721	0	0	0	0	0	0	10
60-Others-								
001-Direction and Administration	109539		6194			14783		11
004-Research and Development	111278		56585	1353	13705	4000		12
101-National Test Houses	151812							13
102-National Atlas and Thematic Mapping Organisation	87968							14
151-Assistance to Council of Scientific and Industrial Research	14270400							15
191-Assistance to Local Bodies, Corporation etc.	0							16
196-Assistance to Zilla Panchayats	4050							17
200-Assistance to other Scientific Bodies	13862070	20000					89833	18
600-Other Schemes	997533							19
789-Special Component Plan for Scheduled Castes	1050							20
796-Tribal Area Sub-plan	1880							21
798-International Co-operation	352559							22
800-Other Expenditure	97495		495			3074		23
911-Deduct - Recoveries of Overpayment	-69							24
Total: 60	30047666	20000	63274	1353	13705	21867	89833	25
Total: Expenditure on Other Scientific Research	31614286	20000	63274	1353	13705	21867	89833	26
Charged	928							27
Voted	31613358	20000	63274	1353	13705	21867	89833	28

No. 56-A-3425-ACCOUNT of EXPENDITURE on OTHER SCIENTIFIC RESEARCH for the Year ended 31st March, 2006-Concid.

Item No.	STATE GOVERNMENTS								Total
	Punjab	Rajasthan	Sikkim	Tamil Nadu	Tripura	Uttar Pradesh	Uttarakhand	West Bengal	
1									319625
2									54679
3									775017
4									0
5									139382
6									0
7									0
8		519							519
9		43211						765	321994
10	0	43730	0	0	0	0	0	765	1611216
11			3909		4481				138906
12					1339		170000	3690	361950
13									151812
14									87968
15									14270400
16									0
17									4050
18	5297		3550	96543		76000		17266	14170559
19								669	998202
20								8412	9462
21								1756	3636
22									352559
23	19539				5611				126214
24									69
25	24836	0	7459	96543	11431	76000	170000	31793	30675649
26	24836	43730	7459	96543	11431	76000 (A)	170000	32558	32286866
27									928
28	24836	43730	7459	96543	11431	76000	170000	32558	32285937

(A) Includes Rs. 2000 thousands spent out of advances from the Contingency Fund upto 31.3.02 and recouped to the fund during 2005-06.

Economic Services

No. 55-B-5425-ACCOUNT of CAPITAL OUTLAY on OTHER SCIENTIFIC AND ENVIRONMENTAL RESEARCH during and to the end of the year 2005-06

	(In thousands of rupees)	
	Expenditure	
	During the year	To end of the year
UNION GOVERNMENT		
190-Investment in Public Sector and other Undertakings	--	88250
201-Survey of India	147544	1553910
208-Ecology and Environment	64095	1332112
600-Other Services	13328	55252
800-Other Expenditure	105546	1370622
Total: Union Government	330513	4400146
STATE GOVERNMENTS		
ARUNACHAL PRADESH		
600-Other services	--	956
800-Other Expenditure	--	3000
Total: Government of Arunachal Pradesh	0	3956
NCT DELHI		
208-Ecology and Environment	--	17913
Total : NCT Delhi	0	17913
GOA		
800-Other Expenditure	--	401
Total : Government of Goa	0	401
GUJARAT		
800-Other Expenditure	15000	46869
Total : Government of Gujarat	15000	46869
MANIPUR		
800-Other Expenditure	--	8042
Total: Government of Manipur	0	8042
NAGALAND		
800-Other Expenditure	5000	12469
Total: Government of Nagaland	5000	12469
PUNJAB		
208-Ecology and Environment	72100	230759
600-Other Services	--	6609
800-Other Expenditure	18000	545714
Total: Government of Punjab	90100	783082
RAJASTHAN		
800-Other Expenditure	4139	14522
Total: Government of Rajasthan	4139	14522
TAMIL NADU		
600-Other Services	--	162
Total: Government of Tamil Nadu	0	162
TRIPURA		
800-Other Expenditure	5931	23262
Total: Government of Tripura	5931	23262
UTTAR PRADESH		
800-Other Expenditure	--	15487
Total: Government of Uttar Pradesh	0	15487
Total: Capital Outlay on Other Scientific and Environmental Research	450683	5326311

No. 55-C-7425-ACCOUNT of LOANS for OTHER SCIENTIFIC RESEARCH showing the amounts ADVANCED and REPAYED during the year ended 31st March, 2006 and the BALANCES of such LOANS at the commencement and at the end of the year 2005-06

	Union Government	State Governments		Total
		Andhra Pradesh	West Bengal	
(In thousands of rupees)				
101-Loans to Scientific Bodies for Pharmaceutical Research-				
Balance 1st April, 2005	90000			90000
Amount Advanced during the year	603000			603000
Repaid during the year				0
Balance 31st March, 2006	693000	0	0	693000
190-Loans to Public Sector and Other Undertakings-				
Balance 1st April, 2005	81271		100	81371
Amount Advanced during the year				0
Repaid during the year				0
Balance 31st March, 2006	81271	0	100	81371
800-Other Loans-				
Balance 1st April, 2005	7483	2341	2	9826
Amount Advanced during the year				0
Repaid during the year	8057			8057
Balance 31st March, 2006	(A) -574	2341	2	1769
Total: Loans for Other Scientific Research-				
Balance 1st April, 2005	178754	2341	102	181197
Amount Advanced during the year	603000	0	0	603000
Repaid during the year	8057	0	0	8057
Balance 31st March, 2006	773697	2341	102	776140
Interest received and credited to revenue	1008			1008

(A) Adverse balance is under investigation.

Loans and Advances

No. 56-A-3435-ACCOUNT OF EXPENDITURE on ECOLOGY AND ENVIRONMENT for the year ended 31st March, 2006

	Union Government	U.T. Govt. Puducherry	STATE GOVERNMENTS							Item No.
			Andhra Pradesh	Arunachal Pradesh	Assam	Bihar	Chhattisgarh	NCT Delhi	Goa	
(In thousands of rupees)										
01-Survey (Botanical)-										
001-Direction and Administration	54866									1
004-Research	121846									2
005-Investigation	14905									3
800-Other Expenditure	819									4
Total: 01	192436	0	0	0	0	0	0	0	0	5
02-Survey (Zoological)-										
001-Direction and Administration	56678									6
003-Training	546									7
004-Research	108235									8
005-Investigation	6717									9
800-Other Expenditure										10
Total: 02	172176	0	0	0	0	0	0	0	0	11
03-Environmental Research and Ecological Regeneration-										
001-Direction and Administration										12
003-Environmental Education/ Training/Extension	380057									13
101-Conservation Programmes	57933		4077							14
102-Environmental Planning and Co-ordination	122628									15
103-Research and Ecological Regeneration	194029						9979			16
796-Tribal Area Sub-Plan										17
798-International Co-operation	38583									18
800-Other Expenditure										19
911-Deduct-Recoveries of Overpayments	-7377									20
Total: 03	785863	0	4077	0	0	0	0	9979	0	21
04-Prevention and Control of Pollution-										
001-Direction and Administration										22
101-Prevention of Pollution of Ganga	3415172									23
103-Prevention of Air and Water Pollution	1303658		1008							24
104-Impact Assessment	28330									25
800-Other Expenditure								35664		26
911-Deduct-Recoveries of Overpayments										27
Total: 04	4747160	0	1008	0	0	0	0	35664	0	28
60-Others-										
001-Direction and Administration	5983									29
191-Assistance to Local Bodies, Corporations etc.										30
198-Assistance to Gram Panchayats	1350									31
800-Other Expenditure	346131			963				2811	26856	32
911-Deduct-Recoveries of Overpayments	-4118									33
Total: 60	349346	0	0	963	0	0	0	2811	26854	34
Total: Expenditure on Ecology and Environment	6246971	0	5085	963	0	0	0	48454	26854	35
Charged										36
Voted	6246971	0	5085	963	0	0	0	48454	26854	37

No. 56-A-3436-ACCOUNT of EXPENDITURE on ECOLOGY AND ENVIRONMENT for the year ended 31st March, 2006-Contd.

(In thousands of rupees)

Item No.	STATE GOVERNMENTS								Total carried over
	Gujarat	Haryana	Himachal Pradesh	Jammu and Kashmir	Jharkhand	Karnataka	Kerala	Madhya Pradesh	
1									54866
2									121846
3									14905
4									819
5	0	0	0	0	0	0	0	0	192436
6									56678
7									546
8									108235
9									6717
10									0
11	0	0	0	0	0	0	0	0	172176
12		4757							4757
13	9105			1000		31498			421660
14			4155	793					66958
15			250	295			11585		134758
16			150	5595					209753
17									0
18									38583
19		5308							5308
20									-7377
21	9105	10065	4555	7683	0	31498	11585	0	874400
22									0
23									3415172
24						400			1305066
25									28330
26				114749					150413
27									0
28	0	0	0	114749	0	400	0	0	4898981
29									5983
30									0
31									1350
32				8128		37751			422640
33									-4120
34	0	0	0	8128	0	37751	0	0	425853
35	9105	10065	4555	130560	0	69649	11585	0	6563846
36									0
37	9105	10065	4555	130560	0	69649	11585	0	6563846

Economic Services

No. 56-A-3435-ACCOUNT OF EXPENDITURE ON ECOLOGY AND ENVIRONMENT for the year ended 31st March, 2006-Contd.

	Total brought forward	STATE GOVERNMENTS						Item No.
		Maharashtra	Manipur	Meghalaya	Mizoram	Nagaland	Orissa	
01-Survey (Botanical)-								
001-Direction and Administration	54866							1
004-Research	121846							2
005-Investigation	14905							3
800-Other Expenditure	819							4
Total: 01	192436	0	0	0	0	0	0	5
02-Survey (Zoological)-								
001-Direction and Administration	56678							6
003-Training	546							7
004-Research	108235							8
005-Investigation	8717							9
800-Other Expenditure	0							10
Total: 02	172176	0	0	0	0	0	0	11
03-Environmental Research and Ecological Regeneration-								
001-Direction and Administration	4757							12
003-Environmental Education/ Training/Extension	421660		13175				250	13
101-Conservation Programmes	66958							14
102-Environmental Planning and Co-ordination	134758					600	23630	15
103-Research and Ecological Regeneration	209753						14083	16
796-Tribal Area Sub-Plan	0							17
798-International Co-operation	38583							18
800-Other Expenditure	5308							19
911-Deduct-Recoveries of Overpayments	-7377							20
Total: 03	874400	0	13175	0	0	600	37983	21
04-Prevention and Control of Pollution-								
001-Direction and Administration	0							22
101-Prevention of Pollution of Ganga	3415172							23
103-Prevention of Air and Water Pollution	1305066	110007						24
104-Impact Assessment	28330		11600					25
800-Other Expenditure	150413				1500			26
911-Deduct-Recoveries of Overpayments	0							27
Total: 04	4898981	110007	11600	0	1500	0	0	28
60-Others-								
001-Direction and Administration	5983		3220					29
191-Assistance to Local Bodies, Corporations etc.	0							30
198-Assistance to Gram Panchayats	1350							31
800-Other Expenditure	422640		30					32
911-Deduct-Recoveries of Overpayments	-4120							33
Total: 60	426863	0	3250	0	0	0	0	34
Total: Expenditure on Ecology and Environment	6863846	110007	28025	0	1500	600	37983	35
Charged	0							36
Voted	6863846	110007	28025	0	1500	600	37983	37

No. 66-A-3436-ACCOUNT of EXPENDITURE on ECOLOGY AND ENVIRONMENT for the year ended 31st March, 2006-Concd.

Item No.	STATE GOVERNMENTS								Total
	Punjab	Rajasthan	Sikkim	Tamil Nadu	Tripura	Uttar Pradesh	Uttarakhand	West Bengal	
1									54866
2									121846
3									14905
4									819
5	0	0	0	0	0	0	0	0	192436
6									56678
7									546
8									108235
9									6717
10									0
11	0	0	0	0	0	0	0	0	172176
12			1331	9126					15214
13								2859	437944
14			991					4975	72924
15		5637		177				1052	165854
16			307					9000	233143
17		90							90
18									38583
19	2561								7869
20									-7377
21	2561	5727	2629	9303	0	0	0	17886	964244
22									0
23									3415172
24				620				3600	1419293
25									39930
26			600	4424	3500			6267	166704
27									0
28	0	0	600	5044	3500	0	0	9867	5041099
29									9203
30									0
31									1350
32									422670
33									-4120
34	0	0	0	0	0	0	0	0	429103
35	2561	5727	3229	14347	3500	0	0	27753	6799058
36									0
37	2561	5727	3229	14347	3500	0	0	27753	6799058

No. 57-A-3451 - ACCOUNT of EXPENDITURE on SECRETARIAT-ECONOMIC SERVICES for the year ended 31st March, 2006

	(In thousands of rupees)									Item No.	
	Union Government	U.T.Govt. Puducherry	Andhra Pradesh	Arunachal Pradesh	STATE GOVERNMENTS						Goa
					Assam	Bihar	Chhattisgarh	NCT Delhi			
001-Direction and Administration											1
003-Training		192									2
090-Secretariat	6378277	58628	1158523	15960	133019	145745	18611	6597	16376		3
091-Attached Offices	1520365	30008		219	3280991						4
092-Other Offices	66786		712476								5
101-Planning Commission/Planning Board	822000		750	628	1986	9211	4386				6
102-District planning Machinery	574		647343	382477	1386			25151			7
190-Assistance to Public Sector and Other Undertakings											8
191-Assistance to Local Bodies, Corporations etc.											9
196-Assistance to Zilla Panchayats											10
789-Special Component Plan for Scheduled Castes											11
790-International Conference/Meeting											12
796-Tribal Areas Sub-Plan											13
797-Transfers to/from Reserve Funds and Deposit Accounts											14
800-Other Expenditure	48046									24752	15
900-Deduct-Refunds											16
902-Deduct-Amount met from Central Road Fund											17
911-Deduct-Recoveries of Overpayments	-639									-188	18
Total : EXPENDITURE on Secretariat Economic Services	8835409	88828	2519092	399284	3417382	154956	22997	31748	40940		19
Charged	3729										20
voted	8831680	88828	2519092	399284	3417382	154956	22997	31748	40940		21

No. 57-A-3451 - EXPENDITURE on SECRETARIAT ECONOMIC SERVICES for the year ended 31st March, 2006 - Contd.

	Total brought forward	(In thousands of rupees)						Item No.
		Maharashtra	Manipur	Meghalaya	Mizoram	Nagaland	Orissa	
001-Direction and Administration	0			7337				1
003-Training	192							2
090-Secretariat	9117472	845832	1375	79324	35809	29890	261906	3
091-Attached Offices	4863586			7559		5000	2127	4
092-Other Offices	791381		166504	7903		14667	91318	5
101-Planning Commission/Planning Board	2263771	70097		8272	31600	28300	1501	6
102-District Planning Machinery	1783342		3808		8132	14141	2477280	7
190-Assistance to Public Sector and Other Undertakings	0							8
191-Assistance to Local Bodies, Corporations etc.	0							9
196-Assistance to Zilla Panchayats	56676							10
789-Special Component Plan for Scheduled Castes	0							11
790-International Conference/Meeting	0							12
796-Tribal Areas Sub-Plan	16418							13
797-Transfers to/from Reserve Funds and Deposit Accounts	0							14
800-Other Expenditure	150687		120000	16463		360000		15
900-Deduct-Refund	0							16
902-Deduct-Amount met from Central Road Fund	0							17
911-Deduct-Recoveries of Overpayments	-3018							18
Total : Expenditure on Secretariat Economic Services	19040507	915929	291687	126858	75541	451998	2834132	19
Charged	3729	11178						20
voted	19036778	904751	291687	126858	75541	451998	2834132	21

No. 57-A-3451 - ACCOUNT of EXPENDITURE on SECRETARIAT-ECONOMIC SERVICES for the year ended 31st March, 2006

Item No.	STATE GOVERNMENTS								Total carried over
	Gujarat	Haryana	Himachal Pradesh	Jammu and Kashmir	Jharkhand	Karnataka	Kerala	Madhya Pradesh	
1									0
2									192
3	244871	15702	45595	147867	120366	447563	106422	57350	9117472
4		15922	4941			11140			4863586
5							1565	10554	791381
6	1971	35025	717873	3004		15480	651457		2263771
7	45431	208833		434850			37297		1783342
8									0
9									0
10						56676			56676
11									0
12									0
13	16418								16418
14									0
15	67489					10400			150687
16									0
17									0
18							-2191		-3018
19	376180	275482	768409	585721	120366	541259	794550	67904	19040507
20									3729
21	376180	275482	768409	585721	120366	541259	794550	67904	19036778

No. 57-A-3451 - EXPENDITURE on SECRETARIAT ECONOMIC SERVICES for the year ended 31st March, 2006 - Concl'd.

Item No.	STATE GOVERNMENTS								Total
	Punjab	Rajasthan	Sikkim	Tamil Nadu	Tripura	Uttar Pradesh	Uttarakhand	West Bengal	
1									7337
2									192
3	26978	108627	21136	189287		291110		314669	11323415
4		8273	4500		27273			9451	4927769
5	7156		1646	9910		69905	371263		1531653
6	5442937			14561	68	70295		11758	7943160
7		821976	9945	17929					5136553
8									0
9									0
10									56676
11									0
12									0
13									16418
14									0
15						12446			659596
16									0
17									0
18			-88						-3106
19	5477071	938876	37139	231687	27341	443756	371263	335878	31599663
20									14907
21	5477071	938876	37139	231687	27341	443756	371263	335878	31584759

(A) includes Rs. 33391 thousands spent out of advances from the Contingency Fund upto 31.3.04 and recouped to the fund during 2005-06.

No. 58-1452-ACCOUNT of RECEIPTS from TOURISM for the year ended 31st March, 2006

(In thousands of rupees)

	Union Government	U.T. Govt. Puducherry	STATE GOVERNMENTS					NCT Delhi	Item No.
			Andhra Pradesh	Arunachal Pradesh	Assam	Bihar	Chhattisgarh		
103-Receipts from TouristsTransport	174			71	98	2	14		1
104-Promotion and Publicity							18		2
105-Rent and Catering Receipts	7164	1964							3
800-Other Receipts	144162	725	31	2247	657	85		578	4
900-Deduct-Refunds		-20							5
Total-Receipts from Tourism	151500	2669	31	2318	755	87	32	678	6

No. 58-1452-ACCOUNT of RECEIPTS from TOURISM for the year ended 31st March, 2006-Contd.

(In thousands of rupees)

	Total brought forward	STATE GOVERNMENTS						Orissa	Item No.
		Madhya Pradesh	Maharashtra	Manipur	Meghalaya	Mizoram	Nagaland		
103-Receipts from Tourist Transport	537						199		1
104-Promotion and Publicity	29			37			81		2
105-Rent and Catering Receipts	12801	214		239		6211	72	180	3
800-Other Receipts	274638		2763	9	11	4	2253	1894	4
900-Deduct-Refunds	-48								5
Total-Receipts from Tourism	287957	214	2763	286	11	6216	2606	2074	6

No. 68-1462-ACCOUNT of RECEIPTS from TOURISM for the year ended 31st March, 2006-Contd.

(In thousands of rupees)

Item No.	STATE GOVERNMENTS								Total carried over
	Goa	Gujarat	Haryana	Himachal Pradesh	Jammu and Kashmir	Jharkhand	Karnataka	Kerala	
1	47				128		3		537
2								11	29
3	1150			169	389		1965		12801
4	2210	80	17320	2493	1598	74	(A) 71657	30721	274638
5								-28	-48
6	3407	80	17320	2682	2116	74	73628	30704	287967

No. 68-1462-ACCOUNT of RECEIPTS from TOURISM for the year ended 31st March, 2006-Concl.

(In thousands of rupees)

Item No.	STATE GOVERNMENTS								Total
	Punjab	Rajasthan	Sikkim	Tamil Nadu	Tripura	Uttar Pradesh	Uttarakhand	West Bengal	
1								3252	3988
2									147
3			4250					318	24285
4	20	242159	3890	350851	5807	3059	166115	47913	1101386
5									-48
6	20	242169	8140	360861	6807	3069	166115	61483	1128768

(A) Includes Rs. 70868 thousands received as grants from Government of India for improving tourist facilities and development of tourism.

Economic Services

No. 58-A-3452- ACCOUNT of EXPENDITURE on TOURISM for the year ended 31st March,2006

	Union Government	U.T. Govt. Puducherry	STATE GOVERNMENTS							Item No.
			Andhra Pradesh	Arunachal Pradesh	Assam	Bihar	Chhattisgarh	NCT Delhi	Goa	
01-Tourist Infrastructure-										
001-Direction and Administration									16725	1
003-Training			2625							2
101-Tourist Centre	7911			71	5359	26325			13020	3
102-Tourist Accomodation	7697	8796	413448		9864					4
103-Tourist Transport Services	11668	92			2074					5
105-Rent & Catering Receipts										6
190-Assistance to Public Sector and Other Undertakings			31250					4400		7
196-Assistance to Zila Parishad/ District Level Panchayats										8
796-Tribal Area Sub-Plan										9
800-Other Expenditure	494	15990		350					236937	10
902-Deduct-Amount met from Beached Improvement Fund									-4459	11
911-Deduct-Recoveries of Overpayments									-712	12
Total: 01	27770	24878	447323	421	17297	26325	0	4400	261511	13
80-General-										
001-Direction and Administration	536886	3251	13698	14693	18114	12847	133500	3720		14
003-Training	322287			374						15
101-Tourist Centres										16
104-Promotion and Publicity	2243809	59637		2700	5891	5524		52890		17
190-Assistance to Public Sector and Other Undertaking								4500		18
796-Tribal Area Sub-Plan										19
798-International Co-operation	7707									20
800-Other Expenditure	151483	464		16749	10821					21
911-Deduct-Recoveries of Overpayments										22
Total: 80	3262172	63352	13698	34516	34826	18371	133500	61110	0	23
Total: Expenditure on Tourism	3289942	88230	461021	34937	52123	44696	133500	65510	261511	24
Charged										25
Voted	3289942	88230	461021	34937	52123	44696	133500	65510	261511	26

No. 58-A-3452-ACCOUNT of EXPENDITURE on TOURISM for the year ended 31st March, 2006-Contd.

Item No.	STATE GOVERNMENTS								Total carried over
	Gujarat	Haryana	Himachal Pradesh	Jammu and Kashmir	Jharkhand	Karnataka	Kerala	Madhya Pradesh	
1									16725
2									2625
3	15000			5131	9921	7500		8332	98570
4				11015			60000		510820
5				83435			51683		148952
6									0
7	172913		22					47650	256235
8									0
9					11789				11789
10	6600			3700		171270	1979	648	437968
11									-459
12									-712
13	194513	0	22	103281	21710	178770	113682	56630	1478513
14	1987	14267	20659	237526	4826	16737	99058	1869	1133638
15			1400						324061
16									0
17			13100		10000	128791	193934		2716276
18									4500
19			1897						1897
20									7707
21	149371	4200	2020				421300		756408
22							-1562		-1562
23	151358	18467	39078	237526	14826	146528	712730	1869	4942925
24	345871	18467	39098	(A) 340807	36536	324298	826392	58499	6421438
25				151					151
26	345871	18467	39098	340656	36536	324298	826392	58499	6421287

(A) Includes Rs. 27750 thousands Rs. 4875 thousands and Rs. 1000 thousands as Grant-in-aid paid to Jammu and Kashmir Tourist Development Corporation, Srinagar, Golf Course Srinagar and Indian National Trust for Art and Culture Heritage, J & K Chapter, Srinagar respectively.

Economic Services

No. 58-A-3452-ACCOUNT of EXPENDITURE on TOURISM for the year ended 31st March, 2006-Contd.

	Total brought forward	STATE GOVERNMENTS						Item No.
		Maharashtra	Manipur	Meghalaya	Mizoram	Nagaland	Orissa	
01-Tourist Infrastructure-								
001-Direction and Administration	16725	--	--	--	--	--	--	1
003-Training	2625	--	--	--	--	--	--	2
101-Tourist Centre	98570	810735	44	4674	1070	7459	2587	3
102-Tourist Accomodation	510820	--	--	717	15526	3990	7779	4
103-Tourist Transport Services	148952	--	--	164	--	302	--	5
105-Rent & Catering Receipts	0	--	--	--	--	--	--	6
190-Assistance to Public Sector and Other Undertakings	256235	--	--	2000	--	--	--	7
196-Assistance to Zila Parishad/ District Level Panchayats	0	--	--	--	--	--	--	8
796-Tribal Area Sub-Plan	11789	--	--	--	--	--	--	9
800-Other Expenditure	437968	--	2686	--	5259	--	--	10
902-Deduct-Amount met from Beached Improvement Fund	-4459	--	--	--	--	--	--	11
911-Deduct-Recoveries of Overpayments	-712	--	--	--	--	--	--	12
Total: 01	1478513	810735	2730	7555	21855	11751	10366	13
80-General-								
001-Direction and Administration	1133638	--	15337	7522	10928	17562	5012	14
003-Training	324061	--	--	433	146	--	--	15
101-Tourist Centres	0	--	--	--	--	--	--	16
104-Promotion and Publicity	2716276	--	--	9604	--	--	42610	17
190-Assistance to Public Sector and Other Undertaking	4500	--	--	--	--	--	--	18
796-Tribal Area Sub-Plan	1897	--	--	--	--	--	--	19
798-International Co-operation	7707	--	--	--	--	--	--	20
800-Other Expenditure	756408	--	50	494	4038	--	--	21
911-Deduct-Recoveries of Overpayments	-1562	--	--	--	--	--	--	22
Total: 80	4942925	0	15387	18053	15112	17562	47622	23
Total: Expenditure on Tourism	6421438	810735	18117	25608	36967	29313	57988	24
Charged	151	--	--	--	--	--	--	25
Voted	6421287	810735	18117	25608	36967	29313	57988	26

No. 58-A-3452-ACCOUNT of EXPENDITURE on TOURISM for the year ended 31st March, 2006-Concid.

(In thousands of rupees)

Item No.	STATE GOVERNMENTS								Total
	Punjab	Rajasthan	Sikkim	Tamil Nadu	Tripura	Uttar Pradesh	Uttarakhand	West Bengal	
1									16725
2									2625
3			15754	148563	713			15606	1105775
4	2725		8551		1698				551806
5									149418
6									0
7									258235
8								1981	1981
9									11789
10								12089	458002
11									-4459
12									-712
13	2725	0	24305	148563	2411	0	0	29676	2551185
14	6089	33599	7165	34666	7199	15334	95712	2719	1392482
15								4344	328984
16								1400	1400
17			27268	102080		35974	22753 (A)		2956545
18									4500
19		13144							15041
20									7707
21		148416			1989	44906		156969	1113270
22				-4374					-5936
23	6089	195159	34433	132362	9189	96214	118465	166432	5813993
24	8814	195159	58738	280915	11599	96214 (B)	118465	195108	8365178
25									151
26	8814	195159	58738	280915	11599	96214	118465	195108	8365027

(A) Includes Rs. 5 (thousands as clearance of OB suspense pertaining to the year 2004-05.

(B) Includes Rs. 23760 thousands spent out of advances from the Contingency Fund upto 31.3.05 and recouped to the fund during 2005-06.

Economic Services

No. 58-B-5452-ACCOUNT of CAPITAL OUTLAY on TOURISM during and to the end of the year 2005-06

	(In thousands of rupees)	
	Expenditure	
	During the year	To end of the year
UNION GOVERNMENT		
01-Tourist Infrastructure-		
101-Tourist Centre	38117	3967240
102-Tourist Accommodation	4810703	10227391
103-Tourist Transport		116791
190-Investments in Public Sector and Other Undertakings		177650
800-Other Expenditure	4295	1277280
80-General-		
190-Investments in Public Sector and Other Undertakings		78009
800-Other Expenditure	38451	165349
Total: Union Government	4881566	16009710
UNION TERRITORY PUDUCHERRY		
01-Tourist Infrastructure-		
102-Tourist Accommodation	3300	3800
800-Other Expenditure	12358	12564
80-General-		
001-Direction and Administration		1502
190-Investments in Public Sector and Other Undertakings	45000	306879
800-Other Expenditure		50394
Total: Government of Puducherry	60658	375139
STATE GOVERNMENTS		
ANDHRA PRADESH		
01-Tourist Infrastructure-		
102-Tourist Accommodation		4515
80-General-		
190-Investments in Public Sector and Other Undertakings		30112
800-Other Expenditure		2470
Total: Government of Andhra Pradesh	0	37097
ARUNACHAL PRADESH		
01-Tourist Infrastructure-		
102-Tourist Accommodation	192954	308331
800-Other Expenditure		21367
80-General-		
800-Other Expenditure	23457	90797
Total: Government of Arunachal Pradesh	216411	420456
ASSAM		
01-Tourist Infrastructure-		
001-Direction and Administration		2250
101-Tourist Centre		37051
102-Tourist Accommodation	12875	76633
190-Investments in Public Sector and Other Undertakings		4600
800-Other Expenditure		113964
80-General-		
104-Promotion and Publicity		6328
Total: Government of Assam	12875	240826

No. 58-B-5452-ACCOUNT of CAPITAL OUTLAY on TOURISM during and to the end of the year 2005-06-Contd.

	(In thousands of rupees)	
	During the year	To end of the year
BIHAR		
01-Tourist Infrastructure-		
050-Land		48254
101-Tourist Centre	27104	46902
102-Tourist Accommodation		31561
80-General-		
190-Investments in Public Sector and Other Undertakings		15129
796-Tribal Area Sub-Plan		87672
800-Other Expenditure	54774	143935
Total: Government of Bihar	81878	373453
CHHATTISGARH		
01-Tourist Infrastructure-		
101-Tourist Centre	15859	55059
102-Tourist Accommodation	11200	22400
190-Investments in Public sector and other Undertakings		--
796-Tribal Area sub-Plan		--
Total: Government of Chhattisgarh	27059	77459
NCT DELHI		
01-Tourist Infrastructure-		
101-Tourist Centre		440
800-Other Expenditure		52008
80-General-		
104-Promotion and Publicity		410
190-Investments in Public Sector and Other Undertakings	9773	243181
800-Other Expenditure	7175	63177
Total : NCT Delhi	16948	248016
GOA		
01-Tourist Infrastructure-		
101-Tourist Centre	18927	372607
800-Other Expenditure	263	263
80-General-		
104-Promotion and Publicity		119713
190-Investments in Public Sector and Other Undertakings		96491
800-Other Expenditure		55474
Total: Government of Goa	19190	644548
Charged	228	--
Voted	18964	644548
GUJARAT		
01-Tourist Infrastructure-		
190-Investments in Public Sector and Other Undertakings		152199
800-Other Expenditure		9503
80-General-		
800-Other Expenditure		67
Total: Government of Gujarat	0	161769
HARYANA		
80-General-		
800-Other Expenditure	100000	677372
Total: Government of Haryana	100000	677372

No. 58-B-5462-ACCOUNT of CAPITAL OUTLAY on TOURISM during and to the end of the year 2005-06-Contd.

	(In thousands of rupees)	
	Expenditure	
	During the year	To end of the year
HIMACHAL PRADESH		
01-Tourist Infrastructure-		
101-Tourist Centre		2000
190-Investments in Public Sector and Other Undertakings		38365
796-Tribal Area Sub-Plan		3875
800-Other Expenditure	5500	444095
80-General-		
003-Training		3748
104-Promotion and Publicity		3249
796-Tribal Area Sub-plan	3600	109189
800-Other Expenditure		25904
Total: Government of Himachal Pradesh	9100	630425
JAMMU & KASHMIR		
01-Tourist Infrastructure-		
101-Tourist Centre	1993	5692
102-Tourist Accommodation	16616	1303399
103-Tourist Transport		199
800-Other Expenditure	8948	421702
80-General-		
104-Promotion and Publicity		418542
190-Investments in Public Sector and Other Undertakings		398756
800-Other Expenditure	321112	1900741
	(B)	
Total: Government of Jammu and Kashmir	348669	4449031
JHARKHAND		
80-General		
104-Promotion and Publicity	78562	78562
796-Tribal Area Sub-plan	113295	126854
800-Other Expenditure		14358
Total: Government of Jharkhand	191857	219774
KARNATAKA		
01-Tourist Infrastructure-		
102-Tourist Accommodation		10786
80-General-		
190-Investments in Public Sector and Other Undertakings		65172
800-Other Expenditure		47167
Total: Government of Karnataka	0	123125
KERALA		
01-Tourist Infrastructure-		
103-Tourist Transport		2549
190-Investments in Public Sector and Other Undertakings	40100	1233258
800-Other Expenditure	157085	466987
Total: Government of Kerala	197185	1702794
MADHYA PRADESH		
01-Tourist Infrastructure-		
101-Tourist Infrastructure Centre	196976	354357
190-Investments in Public Sector and Other Undertakings	53195	348643
796-Tribal Area Sub-Plan		54298
Total: Government of Madhya Pradesh	250171	757298
MAHARASHTRA		
80-General-		
190-Investments in Public Sector and Other Undertakings	3000	158888
800-Other Expenditure		9203
Total: Government of Maharashtra	3000	168091

(A) Amount of Rs. 303316 thousands represent balances of composite State of M.P. yet to be allocated between M.P. and its successor state.

(B) Includes Rs. 675 thousands paid as Grants-in-aid to Kashmir Golf Club.

No. 58-B-5452-ACCOUNT of CAPITAL OUTLAY on TOURISM during and to the end of the year 2005-06-Contd.

	(In thousands of rupees)	
	Expenditure	
	During the year	To end of the year
MANIPUR		
01-Tourist Infrastructure-		
101-Tourist Centre	25219	81269
800-other Expenditure		4295
80-General-		
104-Promotion and Publicity		3459
800-Other Expenditure		903
Total: Government of Manipur	25219	89926
MEGHALAYA		
01-Tourist Infrastructure-		
101-Tourism Centre		994
102-Tourist Accommodation	200	6057
190-Investmentss in Public Sector and otherUndertakings	1000	60465
800-Other Expenditure	2800	3131
80-General-		
190-Investmentss in Public Sector and otherUndertakings		19525
800-Other Expenditure		43375
Total: Government of Meghalaya	4000	133547
MIZORAM		
01-Tourist Infrastructure-		
101-Tourist Centre		15300
102-Tourist Accommodation	47753	122744
800-Other Expenditure		1091
80-General-		
104-Promotion and Publicity		2448
Total: Government of Mizoram	47753	141583
NAGALAND		
01-Tourist Infrastructure-		
102-Tourist Accommodation		26140
800-Other Expenditure		2016
80-General-		
800-Other Expenditure	32750	106062
Total: Government of Nagaland	32750	134218
ORISSA		
01-Tourist Infrastructure-		
101-Tourist Centre		73881
102-Tourist Accommodation	55906	444054
103-Tourist Transport		5060
190-Investmentss in Public Sector and Other Undertakings		7000
796-Tribal Area Sub-Plan		2250
800-Other Expenditure		74976
901-Deduct- Receipts and Recoveries on Capital Account		-10434
80-General-		
104-Promotion and Publicity	1575	9158
190-Investmentss in Public Sector and Other Undertakings		80935
Total: Government of Orissa	57481	686880
PUNJAB		
01-Tourist Infrastructure-		
102-Tourist Accommodation		19927
190-Investmentss in Public Sector and Other Undertakings		25288
800-Other Expenditure	5514	88444
Total: Government of Punjab	5514	133659

Economic Services

No. 58-B-5452-ACCOUNT of CAPITAL OUTLAY on TOURISM during and to the end of the year 2005-06 Conclid.

	(In thousands of rupees)	
	Expenditure	
	During the year	To end of the year
RAJASTHAN		
80-General-		
105-Tourism Transport		47500 (A)
190-Investments in Public Sector and Other Undertakings		190708 (B)
796-Tribal Area Sub-Plan	6700	107673
800-Other Expenditure	388625	936338
Total: Government of Rajasthan	395325	1282219
SIKKIM		
01-Tourist Infrastructure-		
101-Tourist Centre	89218	222514
102-Tourist Accommodation	35891	95222
103-Tourist Transport	5812	5812
190-Investments in Public Sector and Other Undertakings	5000	67487
800-Other Expenditure		28393
Total: Government of Sikkim	135921	419428
TAMIL NADU		
01-Tourist Infrastructure-		
101-Tourist Centre	75092	305383
102-Tourist Accommodation		4916
800-Other Expenditure		491
80-General-		
104-Promotion and Publicity		8300
190-Investments in Public Sector and Other Undertakings		46730
800-Other Expenditure	6450	111293
Total: Government of Tamil Nadu	81542	477113
TRIPURA		
01-Tourist Infrastructure-		
102-Tourist Accommodation	3827	37877
800-Other Expenditure		566
Total Government of Tripura	3827	38443
UTTAR PRADESH		
01-Tourist Infrastructure-		
102-Tourist Accommodation		112218
190-Investment in Public Sector and other undertaking	15000	15000
201-Deduct-Receipts and Recoveries on Capital Account		-1416
80-General-		
104-Promotion and Publicity	417881	2287876
190-Investments in Public sector and other Undertakings		62253
800-Other Expenditure		70140
Total: Government of Uttar Pradesh	432881	2546071
UTTARAKHAND		
80-General-		
104-Promotion and Publicity	422413	1110850
796-Tribal sub Plan	36578	47576
800-Other Expenditure	3440	3440
Total: Government of Uttarakhand	462431	1161866
WEST BENGAL		
01-Tourist Infrastructure-		
101-Tourist Centre		4672
102-Tourist Accommodation	20000	20000
190-Investments in Public Sector and Other Undertakings	5000	134831
800-Other Expenditure	9867	19167
80-General-		
800-Other Expenditure		2032
Total: Government of West Bengal	34867	180702
Total: Capital Outlay on Tourism	8146078	34853277

(A) Includes investment in Rajasthan Paryatan Vikas Nigam Limited, Jaipur (Rs.176261 thousands) and Rajasthan State Hotels Corporation Ltd., Jaipur (Rs.9447 thousands) and Rs. 5000 thousands as capital expenditure.

(B) Includes investment of Rs.8176 thousands in Rajasthan Paryatan Vikas Nigam Ltd., Jaipur.

(C) Includes Rs.1373404 thousands yet to be apportioned between U.P. and Uttarakhand.

(D) Includes Rs. 4881 thousands spent out of advances from the Contingency Fund upto 31.3.2004 and recouped to the fund during 2005-06.

No. 58-C-7452-ACCOUNT of LOANS for TOURISM showing the amounts ADVANCED and REPaid during the year ended 31st March, 2006 and the BALANCES of such LOANS at the commencement and at the end of the year 2005-06-Contd.

Item No.	STATE GOVERNMENTS								Total carried over
	Gujarat	Haryana	Himachal Pradesh	Jammu and Kashmir	Jharkhand	Karnataka	Kerala	Madhya Pradesh	
1								266	31771
2									0
3									0
4	0	0	0	0	0	0	0	266	31771
5	15590							19223	85274
6									0
7									50000
8	15590	0	0	0	0	0	19223	0	35274
9								750	750
10									0
11									0
12	0	0	0	0	0	0	0	750	750
13						12372			13438
14									10000
15						1			1
16	0	0	0	0	0	12371	0	0	23437
17	16199			167630					183829
18				105985					105985
19									0
20	16199	0	0	273615	0	0	0	0	289814
21				12837					170054
22									0
23									153000
24	0	0	0	12837	0	0	0	0	17054
25	31789	0	0	180467	0	12372	19223	1016	485116
26	0	0	0	105985	0	0	0	0	115985
27	0	0	0	0	0	1	0	0	203001
28	31789	0	0	286452	0	12371	19223	1016	398100
29									3201

(A) Rs. 1016 thousands are yet to be apportioned between M.P. and Chhattisgarh.

Loans and Advances

No. 58-C-7452-ACCOUNT of LOANS for TOURISM showing the amounts ADVANCED and REPAYED during the year ended 31st March, 2006 and the BALANCES of such LOANS at the commencement and at the end of the year 2005-06-Contd.

	Total brought forward	STATE GOVERNMENTS						Item No.
		Maharashtra	Manipur	Meghalaya	Mizoram	Nagaland	Orissa	
(In thousands of rupees)								
01-Tourist Infrastructure-								
101-Tourist Centres-								
Balance 1st April 2005	31771	--	--	--	--	--	--	1
Advanced during the year	0	--	--	--	--	--	--	2
Repaid during the year	0	--	--	--	--	--	--	3
Balance 31st March, 2006	31771	0	0	0	0	0	0	4
190-Loans to Public Sector and other Undertakings-								
Balance 1st April 2005	85274	--	--	12000	--	--	--	5
Advanced during the year	0	--	--	--	--	--	--	6
Repaid during the year	50000	--	--	--	--	--	--	7
Balance 31st March, 2006	35274	0	0	12000	0	0	0	8
796-Tribal Area Sub-plan-								
Balance 1st April 2005	750	--	--	--	--	--	--	9
Advanced during the year	0	--	--	--	--	--	--	10
Repaid during the year	0	--	--	--	--	--	--	11
Balance 31st March, 2006	750	0	0	0	0	0	0	12
800-Other Loans-								
Balance 1st April 2005	13438	--	--	7000	--	--	--	13
Advanced during the year	10000	--	--	--	--	--	--	14
Repaid during the year	1	--	--	--	--	--	--	15
Balance 31st March, 2006	23437	0	0	7000	0	0	0	16
60-Others-								
190-Loans to Public Sector and other Undertakings-								
Balance 1st April 2005	183829	37196	--	--	--	--	--	17
Advanced during the year	105985	--	--	--	--	--	--	18
Repaid during the year	0	--	--	--	--	--	--	19
Balance 31st March, 2006	289814	37196	0	0	0	0	0	20
800-Other Loans-								
Balance 1st April 2005	170054	--	--	--	--	--	--	21
Advanced during the year	0	--	--	--	--	--	--	22
Repaid during the year	153000	--	--	--	--	--	--	23
Balance 31st March, 2006	17054	0	0	0	0	0	0	24
Total: Loans for Tourism-								
Balance 1st April 2005	485116	37196	0	19000	0	0	0	25
Advanced during the year	115985	0	0	0	0	0	0	26
Repaid during the year	203001	0	0	0	0	0	0	27
Balance 31st March, 2006	398100	37196	0	19000	0	0	0	28
Interest received and credited to revenue	3261	--	--	--	--	--	--	29

No. 58-C-7452-ACCOUNT of LOANS for TOURISM showing the amounts ADVANCED and REPAID during the year ended 31st March, 2006 and the BALANCES of such LOANS at the commencement and at the end of the year 2005-06-Concl'd.

(In thousands of rupees)

Item No.	STATE GOVERNMENTS								Total
	Punjab	Rajasthan	Sikkim	Tamil Nadu	Tripura	Uttar Pradesh	Uttarakhand	West Bengal	
1	--	--	--	--	--	--	--	--	31771
2	--	--	--	--	--	--	--	--	0
3	--	--	--	--	--	--	--	--	0
4	0	0	0	0	0	0	0	0	31771
5	--	--	2	11832	--	--	--	11125	120233
6	--	--	--	--	--	--	--	--	0
7	--	--	--	4731	--	--	--	--	54731
8	0	0	2	7101	0	0	0	11125	65502
9	--	--	--	--	--	--	--	--	750
10	--	--	--	--	--	--	--	--	0
11	--	--	--	--	--	--	--	--	0
12	0	0	0	0	0	0	0	0	750
13	--	--	--	--	--	--	--	--	20438
14	37085	--	--	--	--	--	--	--	47085
15	--	--	--	--	--	--	--	--	1
16	37085	0	0	0	0	0	0	0	67522
17	--	5500	--	--	--	26037	--	--	252562
18	--	--	--	--	--	--	--	--	105985
19	--	--	--	--	--	--	--	--	0
20	0	5500	0	0	0	26037	0	0	358547
21	--	--	--	--	--	--	--	--	170054
22	--	--	--	--	--	--	--	--	0
23	--	--	--	--	--	--	--	--	153000
24	0	0	0	0	0	0	0	0	17054
25	0	5500	2	11832	0	26037	0	11125	595808
26	37085	0	0	0	0	0	0	0	153070
27	0	0	0	4731	0	0	0	0	207732
28	37085	5500	2	7101	0	26037	0	11125	541146
29	--	--	--	--	--	--	--	--	3261


(A) Rs. 26037 thousands are yet to be apportioned between U.P. and Uttarakhand.

Loans and Advances

**No. 59-A-3453-ACCOUNT of EXPENDITURE on FOREIGN TRADE and EXPORT PROMOTION for the year ended
31st March, 2006**

(In thousands of Rupees)

	Union Government	STATE GOVERNMENTS						Total
		Andhra Pradesh	NCT Delhi	Gujarat	Orissa	Tamil Nadu	Uttar Pradesh	
101-Foreign Trade Control	399095	--	--	--	--	--	--	399095
102-Trade Representation	690557	--	--	--	--	--	--	690557
103-Trade Information and Statistics	118678	--	--	--	--	--	--	118678
104-Trade Demonstration and Publicity	--	--	--	--	--	--	--	0
105-Quality Control of Exports	45000	--	--	--	--	--	--	45000
106-Administration of Export Promotion Schemes	236734	7482	484	--	24724	--	--	269424
107-Export Subsidy	--	--	--	--	--	--	--	0
190-Assistance for Public Sector and Other Undertakings	--	--	--	--	--	--	--	0
194-Assistance for Export Promotion and Market Development	8866177	--	--	--	--	--	9100	8875277
798-International Co-operation	88108	--	--	--	--	--	--	88108
800-Other Expenditure	4083391	--	--	--	--	--	--	4083391
909-Deduct Amount met from National Renewal Fund	--	--	--	--	--	--	--	0
911-Deduct-Recoveries of Overpayment	-2792243	--	--	--	--	--	--	-2792243
Total : Expenditure on Foreign Trade and Export Promotion	11735497	7482	484	0	24724	0	9100	11777287
Charged	--	--	--	--	--	--	--	0
Voted	11735497	7482	484	0	24724	0	9100	11777287



No. 60-A-3454-ACCOUNT of EXPENDITURE on CENSUS, SURVEYS AND STATISTICS for the year ended 31st March, 2006

(In thousands of rupees)

Item No.	Union Government	U.T. Govt. Puducherry	STATE GOVERNMENTS							Item No.
			Andhra Pradesh	Arunachal Pradesh	Assam	Bihar	Chhattisgarh	NCT Delhi	Goa	
01-Census-										
001-Direction and Administration	223740			22668			2916			1
101-Computerisation of Census Data	288427									2
201-National sample survey organisation										3
203-Computer Service										4
796-Tribal Area Sub-plan										5
800-Other Expenditure	606700		(A) -346	8426						6
911-Deduct-Recoveries of Overpayments	-2552									7
Total: 01	1116316	0	(A) -346	31094	0	2916	0	0	0	8
02-Surveys and Statistics-										
001-Direction and Administration		11761								9
003-Training			110							10
110-Gazetter and Statistical Memoirs			4784				408		1393	11
111-Vital Statistics	1086		25266	7084		30709	3308	138	20197	12
112-Economic Advice and Statistics	6189		171870					36920		13
201-National Sample Survey Organisation	988540			9308		10558	1960			14
202-Indian Statistical Institute	551089									15
203-Computer Services	31666						121	5760	788	16
204-Central Statistical Organisation	175485					122053				17
205-State Statistical Agency							38849			18
796-Tribal Area Sub-plan										19
797-Transfer to/from Reserve Fund and Deposit Accounts										20
798-International Co-operation										21
800-Other Expenditure	18165	4728	168139		134881	5495	23	17189		22
911-Deduct Recoveries of Overpayments		-13							-1	23
Total: 02	1772200	16476	370169	16392	134881	168816	44669	60007	22377	24
80-General-										
800-Other Expenditure										25
Total : 80	0	0	0	0	0	0	0	0	0	26
Total: Expenditure on Census, Surveys and Statistics	2888516	16476	369823	47486	134881	171731	44669	60007	22377	27
Charged										28
Voted	2888515	16476	369823	47486	134881	171731	44669	60007	22377	29

(A) Minus expenditure was due to refund of unspent amount pertaining to census 2001.

No. 60-A-3454-ACCOUNT of EXPENDITURE on CENSUS, SURVEYS AND STATISTICS for the year ended 31st March, 2006-Contd.

Item No.	STATE GOVERNMENTS								Total carried over
	Gujarat	Haryana	Himachal Pradesh	Jammu and Kashmir	Jharkhand	Karnataka	Kerala	Madhya Pradesh	
1				14655	11530				275509
2				5489					293916
3									0
4									0
5									0
6	4533								619313
7									-2552
8	4533	0	0	20144	11530	0	0	0	1186186
9	34564	66067						122216	234608
10									110
11	3268	2563	1927	1478		6141		1713	23675
12			30026	3802	11040	1620	121386	15902	271564
13			7201	84578			82920		389678
14				23736	4747			7204	1046053
15									551069
16						11384	9489	395	59603
17					47898	159645			505081
18	33198			12751					84798
19			1936						1936
20									0
21									0
22	38912			450	1399	3132		31689	424202
23							-1107		-1121
24	109942	68630	41090	126796	65084	181922	212688	179119	3691256
25									0
26	0	0	0	0	0	0	0	0	0
27	114475	68630	41090	146939	76614	181922	212688	179119	4777442
28									0
29	114475	68630	41090	146939	76614	181922	212688	179119	4777442

(A) Relates to Central Plan Schemes.

**No. 60-A-3454-ACCOUNT of EXPENDITURE on CENSUS, SURVEYS AND STATISTICS for the year
ended 31st March, 2006-Contd.**

	Total brought forward	STATE GOVERNMENTS						Item No.
		Maharashtra	Manipur	Meghalaya	Mizoram	Nagaland	Orissa	
01-Census-								
001-Direction and Administration	275509				23423			1
101-Computerisation of Census Data	293916		1592					2
201-National sample survey organisation	0		3514					3
203-Computer Service	0		1149					4
796-Tribal Area Sub-plan	0							5
800-Other Expenditure	619313		5629			2078		6
911-Deduct-Recoveries of Overpayments	-2552							7
Total: 01	1186186	0	11884	0	23423	2078	0	8
02-Surveys and Statistics-								
001-Direction and Administration	234608		32260				58963	9
003-Training	110							10
110-Gazetter and Statistical Memoirs	23675			1551		3370		11
111-Vital Statistics	271564				5101	68548		12
112-Economic Advice and Statistics	389678	202105		40125	454			13
201-National Sample Survey Organisation	1046053		12215		8779		3435	14
202-Indian Statistical Institute	551069							15
203-Computer Services	69603				227			16
204-Central Statistical Organisation	505081	3403						17
205-State Statistical Agency	84798		4372					18
796-Tribal Area Sub-plan	1938							19
797-Transfer to/from Reserve Fund and Deposit Accounts	0							20
798-International Co-operation	0							21
800-Other Expenditure	424202				3296		15160	22
911-Deduct-Recoveries of Overpayments	-1121	39						23
Total: 02	3591256	205469	48847	41676	17857	71918	77558	24
80-General-								
800-Other Expenditure	0							25
Total : 80	0	0	0	0	0	0	0	26
Total: Expenditure on Census, Surveys and Statistics	4777442	205469	60731	41676	41280	73996	77558	27
Charged	0	3						28
Voted	4777442	205466	60731	41676	41280	73996	77558	29

No. 60-A-3454-ACCOUNT of EXPENDITURE on CENSUS, SURVEYS AND STATISTICS for the year ended 31st March, 2006-Concl'd.

Item No.	STATE GOVERNMENTS								Total
	Punjab	Rajasthan	Sikkim	Tamil Nadu	Tripura	Uttarakhand	Uttar Pradesh	West Bengal	
1					13892				312824
2									295508
3									3514
4									1149
5									0
6					4057			57629	688706
7									-2552
8	0	0	0	0	17949	0	0	57629	1299149
9						(A) 40190	227748		593769
10									110
11		1420		232131			4362	5052	271561
12		4618	2598	540				2402	355371
13			10413						642775
14	6713	40717	4179		6032				1128123
15									551069
16		26505		24653					110988
17	96674	53070							558228
18									89170
19		1099							3035
20									0
21									0
22		23931	5723	819		14695	95202	92953	674343
23									1160
24	103387	161360	22913	256605	6032	64885	327312	100407	6077382
25									0
26	0	0	0	0	0	0	0	0	0
27	103387	161360	22913	256605	23981	64885	327312	158036	6376631
28							(C)		3
29	103387	161360	22913	256605	23981	64885	327312	158036	6376528

(A) Includes Rs. 262 thousands as clearance of OB Suspense pertaining to the year 2003-04 and 2004-05.

(B) Includes Rs. 3 thousands as clearance of OB Suspense.

(C) Includes Rs. 299 thousands spent out of advances from the Contingency Fund upto 31.3.2001 and recouped to the fund during 2005-06.

Economic Services

No. 61-A-3455-ACCOUNT of EXPENDITURE on METEOROLOGY for the year ended 31st March, 2006.

(In thousands of rupees)

	Union Government	STATE GOVERNEMENTS		Total
		KARNATAKA	UTTAR PRADESH	
001-Direction and Administration	106302			106302
003-Training	18635			18635
004-Research and Development	107057			107057
101-Satellite Services	87711			87711
102-Observatories and Weather Stations	727558			727558
200-Other Meteorological Services	330656	5700		336356
798-International Co-operation	9915			9915
800-Other Expenditure	7631			7631
Total : Expenditure on Meteorology	1395465	5700	0	1401165
Charged	2			2
Voted	1395463	5700	0	1401163

Economic Services

No. 61-B-5455-ACCOUNT of CAPITAL OUTLAY on METEOROLOGY during and to the end of the year 2005-06

(In thousands of rupees)

	Expenditure	
	During the year	To end of the year
UNION GOVERNMENT		
101-Satellite Services	87404	643718
102-Observatories and Weather Stations	265851	3589265
200-Other Meteorological Services	4691	472440
800-Other Expenditure	7854	586886
Total: Union Government	365800	5292309
STATE GOVERNMENTS		
PUNJAB		
800-Other Expenditure	-	1400
Total: Government of Punjab	0	1400
UTTAR PRADESH		
800-Other Expenditure	-	(A) 13462
Total: Government of Uttar Pradesh	0	13462
UTTARAKHAND		
800-Other Expenditure	-	-
Total: Government of Uttarakhand	0	0
Total: Capital Outlay on Meteorology	365800	5307171

(A) Rs.13462 thousands retained in U.P. pending apportionment.

No. 62-1456-ACCOUNT of RECEIPTS from CIVIL SUPPLIES for the year ended 31st March, 2006

(In thousands of rupees)

	Union Government	U.T.Govt. Puducherry	STATE GOVERNMENTS							Item No.
			Andhra Pradesh	Arunachal Pradesh	Assam	Bihar	Chhattisgarh	NCT Delhi	Goa	
800-Other Receipts	80	356	309748	1420		276		11318	1188	1
900-Deduct-Refunds			-188							2
Total: Receipts from Civil Supplies	80	356	309560	1420	0	276	0	11318	1188	3

No. 62-1456-ACCOUNT of RECEIPTS from CIVIL SUPPLIES for the year ended 31st March, 2006-Contd.

(In thousands of rupees)

	Total brought forward	STATE GOVERNMENTS						Item No.
		Maharashtra	Manipur	Meghalaya	Mizoram	Nagaland	Orissa	
800-Other Receipts	347262			1849			19004	1
900-Deduct-Refunds	-542							2
Total: Receipts from Civil Supplies	346720	0	0	1849	0	0	19004	3

No. 62-1456-ACCOUNT of RECEIPTS from CIVIL SUPPLIES for the year ended 31st March, 2006-Contd.

(In thousands of rupees)

Item No.	STATE GOVERNMENTS								Total carried over
	Gujarat	Haryana	Himachal Pradesh	Jammu and Kashmir	Jharkhand	Karnataka	Kerala	Madhya Pradesh	
1	1264		210		3374	7268	10760		347262
2							-354		-542
3	1264	0	210	0	3374	7268	10406	0	346720

No. 62-1456-ACCOUNT of RECEIPTS from CIVIL SUPPLIES for the year ended 31st March, 2006-Concl'd.

(In thousands of rupees)

Item No.	STATE GOVERNMENTS								Total
	Punjab	Rajasthan	Sikkim	Tamil Nadu	Tripura	Uttarakhand	Uttar Pradesh	West Bengal	
1	360250			95931	615	1069	17236	33891	877107
2	-1397			-602			-75		-2616
3	358853	0	0	95329	615	1069	17161	33891	874491

Economic Services

No. 62-A-3456-ACCOUNT of EXPENDITURE on CIVIL SUPPLIES for the year ended 31st March, 2006

	Union Government	U.T.Govt. Puducherry	STATE GOVERNMENTS							Item No.
			Andhra Pradesh	Arunachal Pradesh	Assam	Bihar	Chhattisgarh	NCT Delhi	Goa	
001-Direction and Administration	746082	96594	482594	55534	1644	247047		147366	9396	1
003- Training			89							2
101-Inspection										3
102-Civil Supplies Scheme								7164		4
103-Consumer Subsidies			273735							5
104-Consumer Welfare Fund										6
190-Assistance to Public Sector and Other Undertakings		15334								7
191-Assistance to Local Bodies, Corporations etc.										8
195-Assistance to Consumer's Co-operatives in the Rural Areas										9
196-Assistance to Consumers' Co-operatives in Urban Areas	300									10
789-Special Component Plan for Scheduled Castes		17733	57443							11
796-Tribal Area Sub-plan	5716		23402							12
800-Other Expenditure	213636	21655		491	11650	237691		30357	50	13
911-Deduct-Recoveries of Overpayments										14
Total: Expenditure on Civil Supplies	965734	151316	837263	56025	13294	484738	0	184887	9446	15
Charged			304							16
Voted	965734	151316	836959	56025	13294	484738	0	184887	9446	17

No. 62-A-3456-ACCOUNT of EXPENDITURE on CIVIL SUPPLIES for the year ended 31st March, 2006-Contd.

(In thousands of rupees)

Item No.	STATE GOVERNMENTS								Total carried over
	Gujarat	Haryana	Himachal Pradesh	Jammu and Kashmir	Jharkhand	Karnataka	Kerala	Madhya Pradesh	
1	91854		58782		59681	4515	48794		2049883
2									89
3									0
4									7164
5									273735
6									0
7	1386829								1402163
8									0
9									0
10						1926			2226
11									75176
12	10775		100		325536				365529
13	1254				267472	47425			831681
14							-37		-37
15	1490712	0	58882	0	652689	53866	48757	0	5007609
16									304
17	1490712	0	58882	0	652689	53866	48757	0	5007305

Economic Services

No. 62-A-3456-ACCOUNT of EXPENDITURE on CIVIL SUPPLIES for the year ended 31st March, 2006-Contd.

	Total brought forward	STATE GOVERNMENTS						Item No.
		Maharashtra	Manipur	Meghalaya	Mizoram	Nagaland	Orissa	
001-Direction and Administration	2049883			41231	64952		16584	1
003- Training	89							2
101-Inspection	0							3
102-Civil Supplies Scheme	7164							4
103-Consumer Subsidies	273735							5
104-Consumer Welfare Fund	0				300			6
190-Assistance to Public Sector and Other Undertakings	1402163							7
191-Assistance to Local Bodies, Corporations etc.	0							8
195-Assistance to Consumer's Co-operatives in the Rural Areas	0	191						9
196-Assistance to Consumers' Co-operatives in Urban Areas	2226							10
789-Special Component Plan for Scheduled Castes	75176							11
796-Tribal Area Sub-plan	365529							12
800-Other Expenditure	831681			10466	5725		12	13
911-Deduct-Recoveries of Overpayments	-37							14
Total: Expenditure on Civil Supplies	5007609	191	0	51697	70977	0	16596	15
Charged	304							16
Voted	5007305	191	0	51697	70977	0	16596	17

No. 62-A-3456-ACCOUNT of EXPENDITURE on CIVIL SUPPLIES for the year ended 31st March, 2006-Concl'd.

Item No.	STATE GOVERNMENTS								(In thousands of rupees)
	Punjab	Rajasthan	Sikkim	Tamil Nadu	Tripura	Uttarakhand	Uttar Pradesh	West Bengal	Total
1	451066	175642		417005	41868	(A) 9402	57201	135518	3460352
2				589					678
3				27661					27661
4		167518		49648					224330
5				13449100					13722835
6				5000					5300
7									1402163
8									0
9									191
10									2226
11									75176
12									365529
13	37479			1912		8000		50299	945574
14				661773					661810
15	488545	343160	0	13289142	41868	17402	57201	185817	19570205
16	375	10		2942					3631
17	488170	343150	0	13286200	41868	17402	57201	185817	19566574

(A) includes Rs. 31 thousands as clearance of OB Suspense pertaining to the year 2003-04.

No. 63-B-5465 - Account of INVESTMENTS in GENERAL FINANCIAL AND TRADING INSTITUTIONS during and to the end of the year 2005-06

	(In thousands of rupees)	
	Expenditure	
	During the year	To end of the year
UNION GOVERNMENT		
01-Investments in General Financial Institutions-		
190-Investments in Public Sector and Other Undertakings	6300000	167708514
800-Other expenditure	-	17
Total : 01	6300000	167708531
02-Investments in Trading Institutions-		
190-Investments in Public Sector and Other Undertakings	-	816493
Total : 02	0	816493
Total : Union Government	6300000	168525024
UNION TERRITORY PUDUCHERRY		
01-Investments in General Financial Institutions-		
190-Investments in Public Sector and Other Undertakings	-	-
901-Deduct Receipt and Recoveries on Capital Account	-	-
Total : Government of Puducherry	0	0
STATE GOVERNMENTS		
ANDHRA PRADESH		
01-Investments in General Financial Institutions-		
190-Investments in Public Sector and Other Undertakings	-	289570
Total : 01	0	289570
02-Investments in Trading Institutions-		
190-Investments in Public Sector and Other Undertakings	-	8501
Total : 02	0	8501
Total : Government of Andhra Pradesh	0	298071
ASSAM		
02-Investments in Trading Institutions-		
190-Investments in Public Sector and Other Undertakings	-	2784
Total : Government of Assam	0	2784
BIHAR		
01-Investments in General Financial Institutions-		
190-Investments in Public Sector and Other Undertakings	42000	190498
796-Tribal Area Sub-Plan	-	550
800-Other Expenditure	-	2
Total: 01	42000	191050
02-Investments in Trading Institutions-		
190-Investments in Public Sector and Other Undertakings	-	25758
Total: 02	0	25758
Total : Government of Bihar	42000	216808

No. 63-B-5465 - Account of INVESTMENTS in GENERAL FINANCIAL AND TRADING INSTITUTIONS during and to the end of the year 2005-06-Contd.

	(In thousands of rupees)	
	Expenditure	
	During the year	To end of the year
CHHATTISGARH		
01-Investments in General Financial Institutions-		
190-Investments in Public Sectors and Other Undertakings	--	--
Total : 01	0	0
02-Investments in Trading Institutions-		
190-Investments in Public Sectors and Other Undertakings	--	1453
Total : 02	0	1453
Total : Government of Chhattisgarh	0	1453
GUJARAT		
01-Investments in General Financial Institutions-		
190-Investments in Public Sectors and Other Undertakings	25886	415160
Total : 01	25886	415160
02-Investments in Trading Institutions-		
800-Other Expenditure	--	519
Total : 02	0	519
Total : Government of Gujarat	25886	415679
HIMACHAL PRADESH		
02-Investments in Trading Institutions-		
190-Investments in Public Sector and Other Undertakings	--	32861
Total : Government of Himachal Pradesh	0	32861
JAMMU AND KASHMIR		
01-Investments in General Financial Institutions-		
190-Investments in Public Sector and Other Undertakings	--	716303
Total : Government of Jammu & Kashmir	0	716303
JHARKHAND		
80-General		
796-Tribal Area Sub-Plan	--	--
800-Other Expenditure	--	--
Total : Government of Jharkhand	0	0
KARNATAKA		
01-Investments in General Financial Institutions-		
190-Investments in Public Sector and Other Undertakings	2319266	5085715
02-Investments in Trading Institutions		
190-Investments in Public Sector and Other Undertakings	--	20000
902-Deduct Amount met from Infrastructure Initiative Fund	-1833500	-1833500
Total : Government of Karnataka	485766	3272215
KERALA		
01-Investments in General Financial Institutions-		
190-Investments in Public Sector and Other Undertakings	--	268956
Total : 01	0	268956
02-Investments in Trading Institutions-		
190-Investments in Public Sector and Other Undertakings	--	10250
Total : 02	0	10250
Total : Government of Kerala	0	279206

* Expenditure to the end of 2004-05 decreased by Rs. 0.01 lakh for rounding adjustment.

No. 63-B-5465 - Account of INVESTMENTS in GENERAL FINANCIAL AND TRADING INSTITUTIONS during and to the end of the year 2005-06-Contd.

(In thousands of rupees)

	Expenditure	
	During the year	To end of the year
MADHYA PRADESH		
01-Investments in General Financial Institutions-		
190-Investments in Public Sector and Other Undertakings	--	369
Total : Government of Madhya Pradesh	0	(A) 369
MAHARASHTRA		
01-Investments in General Financial Institutions-		
190-Investments in Public Sector and Other Undertakings	871835	1302134
800-Other Expenditure	--	--
Total : Government of Maharashtra	871835	1302134
MEGHALAYA		
01-Investments in General Financial Institutions-		
190-Investments in Public Sector and Other Undertakings	--	3896
Total : 01	0	3896
02-Investments in Trading Institutions-		
190-Investments in Public Sector and Other Undertakings	--	3718
Total : 02	0	3718
Total : Government of Meghalaya	0	7614
NAGALAND		
01-Investments in General Financial Institutions-		
800-Other Expenditure	--	375
Total : Government of Nagaland	0	375
ORISSA		
01-Investments in General Financial Institutions-		
190-Investments in Public Sector and Other Undertakings	60000	287114
Total : 01	60000	287114
02-Investments in Trading Institutions-		
190-Investments in Public Sector and Other Undertakings	--	39400
796-Tribal Area Sub-plan	--	3860
Total-02	0	43260
Total-Government of Orissa	60000	(B) 330373

(A) Figures of Rs.369 thousands represents balances of composite State of M.P. yet to be allocated between M.P. and successor State.

(B) Difference of Rs. 1 thousand is due to rounding.

No. 63-B-5465 - Account of INVESTMENTS in GENERAL FINANCIAL AND TRADING INSTITUTIONS during and to the end of the year 2005-06-Contd.

(In thousands of rupees)

	Expenditure	
	During the year	To end of the year
PUNJAB		
01-Investments in General Financial Institutions-		
190-Investments in Public Sector and Other Undertakings	-	41200
Total : Government of Punjab	0	41200
RAJASTHAN		
01-Investments in General Financial Institutions-		
190-Investments in Public Sector and Other Undertakings	-	293673
Total : 01	0	293673
02-Investments in Trading Institutions-		
190-Investments in Public Sector and Other Undertakings	-	24179
Total : 02	0	24179
Total : Government of Rajasthan	0	317852
SIKKIM		
01-Investments in General Financial Institutions-		
190-Investments in Public Sector and Other Undertakings	-	4038
02-Investments in Trading Institutions-		
190-Investments in Public Sector and other Undertakings	-	11138
800-Other Expenditure	-	1669
Total : Government of Sikkim	0	16845
TAMIL NADU		
01-Investments in General Financial Institutions-		
190-Investments in Public Sector and Other Undertakings	-	57431
Total : 01	0	57431
02-Investments in Trading Institutions-		
190-Investments in Public Sector and Other Undertakings	610000	1310092
Total : 02	610000	1310092
Total : Government of Tamil Nadu	610000	1367523


(A) Investment in Rajasthan State Hotels Corporation Limited Jaipur (Rs. 4179 thousands) and Rajasthan State Beverage Corporation Ltd., Jaipur (Rs. 2,00,00 thousands).

Economic Services

No. 63-B-5465 - Account of INVESTMENTS in GENERAL FINANCIAL AND TRADING INSTITUTIONS during and to the end of the year 2005-06-Concl'd.

	(In thousands of rupees)	
	Expenditure	
	During the year	To end of the year
TRIPURA		
01-Investments in General Financial Institutions-		
190-Investments in Public Sector and other Undertakings	-	330458
Total : 01	0	330458
02-Investments in Trading Institutions-		
190-Investments in Public Sector and other Undertakings	47050	336274
Total : 02	47050	336274
Total : Government of Tripura	47050	666732
UTTAR PRADESH		
01-Investments in General Financial Institutions-		
190-Investments in Public Sector and Other Undertakings	6	620656
Total : 01	6	620656
02-Investments in Trading Institutions-		
190-Investments in Public Sector and Other Undertakings	-	70579
901-Deduct-Receipts and Recoveries on Capital Account	-	-8845
Total : 02	0	61734
Total : Government of Uttar Pradesh	6	682390 (A)
UTTARAKHAND		
01-Investments in General Financial Institutions-		
190-Investments in Public Sector and Other Undertakings	-	-
Total : 01	0	0
02-Investments in Trading Institutions-		
190-Investments in Public Sector and Other Undertakings	-	-
901-Deduct-Receipts and Recoveries on Capital Accounts	-	-
Total : 02	0	0
Total : Government of Uttarakhand	0	0
WEST BENGAL		
01-Investments in General Financial Institutions-		
190-Investments in Public Sector and Other Undertakings	-	232026
Total : 01	0	232026
02-Investments in Trading Institutions-		
190-Investments in Public Sector and Other Undertakings	-	60343
Total : 02	0	60343
Total : Government of West Bengal	0	232369
Total : Investments in General Financial and Trading Institutions	8442543	178786180

(A) Includes Rs. 506504 thousands retained in U.P. pending apportionment between Uttar Pradesh and Uttarakhand.



No. 63-C-7466 - ACCOUNT of LOANS for GENERAL FINANCIAL AND TRADING INSTITUTIONS showing the amounts ADVANCED and REPaid during the year ended 31st March, 2006 and the BALANCES of such LOANS at the commencement and at the end of the year 2005-06

(In thousands of rupees)

	Union Government	U.T. Govt. Puducherry	STATE GOVERNMENTS							Item No.
			Andhra Pradesh	Arunachal Pradesh	Assam	Bihar	Chhattisgarh	NCT Delhi	Goa	
101-General Financial Institutions-										
Balance 1st April, 2005	4238084		3500					598		1
Advanced during the year										2
Repaid during the year										3
Balance 31st March, 2006	4238084	0	3500	0	0	0	0	598	0	4
102-Trading Institutions-										
Balance 1st April, 2005	5000		9				2500			5
Advanced during the year										6
Repaid during the year										7
Balance 31st March, 2006	5000	0	9	0	0	2500	0	0	0	8
190-Loans to Public Sector and other Undertakings-										
Balance 1st April, 2005										9
Advanced during the year	7000000									10
Repaid during the year										11
Balance 31st March, 2006	7000000	0	0	0	0	0	0	0	0	12
796-Tribal Areas Sub-Plan-										
Balance 1st April, 2005							200			13
Advanced during the year										14
Repaid during the year										15
Balance 31st March, 2006	0	0	0	0	0	200	0	0	0	16
800-Other Loans-										
Balance 1st April, 2005							1240141			17
Advanced during the year										18
Repaid during the year										19
Balance 31st March, 2006	0	0	0	0	0	1240141	0	0	0	20
Total: Loans for General Financial and Trading Institutions-										
Balance 1st April, 2005	4243084	0	3509	0	0	(A) 1242841	0	598	0	21
Advanced during the year	7000000	0	0	0	0	0	0	0	0	22
Repaid during the year	0	0	0	0	0	0	0	0	0	23
Balance 31st March, 2006	11243084	0	3509	0	0	1242841	0	598	0	24
Interest received and credited to revenue										25

(A) Includes the undivided balances as on 14-11-2000.

No. 63-C-7465- ACCOUNT of LOANS for GENERAL FINANCIAL AND TRADING INSTITUTIONS showing the amounts ADVANCED and REPAYED during the year ended 31st March, 2006 and the BALANCES of such LOANS at the commencement and at the end of the year 2005-06-Contd.

(In thousands of rupees)

Item No.	STATE GOVERNMENTS								Total carried over
	Gujarat	Haryana	Himachal Pradesh	Jammu and Kashmir	Jharkhand	Karnataka	Kerala	Madhya Pradesh	
1	749096	15465	1000					229	5007972
2									0
3									0
4	749096	15465	1000	0	0	0	0	229	5007972
5		149319				209400			366228
6									0
7		12939							12939
8	0	136380	0	0	0	209400	0	0	353289
9							212		212
10									7000000
11									0
12	0	0	0	0	0	0	212	0	7000212
13									200
14									0
15									0
16	0	0	0	0	0	0	0	0	200
17	818								1240959
18									0
19									0
20	818	0	0	0	0	0	0	0	1240959
21	749914	164784	1	0	0	209400	212	229	6615571
22	0	0	0	0	0	0	0	0	7000000
23	0	12939	0	0	0	0	0	0	12939
24	749914	151845	1000	0	0	209400	212	229	13662282
25		781							4

(A) Rs. 229 thousands are yet to be apportioned between M.P. and Chhattisgarh.

Loans and Advances

No. 63-C-7456 - ACCOUNT of LOANS for GENERAL FINANCIAL AND TRADING INSTITUTIONS showing the amounts ADVANCED and REPAYED during the year ended 31st March, 2006 and the BALANCES of such LOANS at the commencement and at the end of the year 2005-06-Contd.

(In thousands of rupees)

	Total brought forward	STATE GOVERNMENTS						Item No.
		Maharashtra	Manipur	Meghalaya	Mizoram	Nagaland	Orissa	
101-General Financial Institutions-								
Balance 1st April, 2005	5007972							1
Advanced during the year	0							2
Repaid during the year	0							3
Balance 31st March, 2006	5007972	0	0	0	0	0	0	4
102-Trading Institutions-								
Balance 1st April, 2005	366228						73398	5
Balanced during the year	0							6
Repaid during the year	12939							7
Balance 31st March, 2006	353289	0	0	0	0	0	73398	8
190-Loans to Public Sector and other Undertakings-								
Balance 1st April, 2005	212							9
Balanced during the year	7000000							10
Repaid during the year	0							11
Balance 31st March, 2006	7000212	0	0	0	0	0	0	12
798-Tribal Areas Sub-Plan-								
Balance 1st April, 2005	200							13
Balanced during the year	0							14
Repaid during the year	0							15
Balance 31st March, 2006	200	0	0	0	0	0	0	16
800-Other Loans-								
Balance 1st April, 2005	1240959							17
Balanced during the year	0							18
Repaid during the year	0							19
Balance 31st March, 2006	1240959	0	0	0	0	0	0	20
Total: Loans for General Financial and Trading Institutions-								
Balance 1st April, 2005	6616671	0	0	0	0	0	73398	21
Balanced during the year	7000000	0	0	0	0	0	0	22
Repaid during the year	12939	0	0	0	0	0	0	23
Balance 31st March, 2006	13602632	0	0	0	0	0	73398	24
Interest received and credited to revenue	0							25

No. 63-C-7465 - ACCOUNT of LOANS for GENERAL FINANCIAL AND TRADING INSTITUTIONS showing the amounts ADVANCED and REPAYED during the year ended 31st March, 2006 and the BALANCES of such LOANS at the commencement and at the end of the year 2005-06-Contd.

(In thousands of rupees)

Item No.	STATE GOVERNMENTS									Total
	Punjab	Rajasthan	Sikkim	Tamil Nadu	Tripura	Uttar Pradesh	Uttarakhand	West Bengal		
1	600					2991				5011563
2										0
3										0
4	600	0	0	0	0	2991	0	0	0	5011563
5				1310		869		369860		811665
6								50592		50592
7										12939
8	0	0	0	1310	0	869	0	420452		849318
9										212
10										7000000
11										0
12	0	0	0	0	0	0	0	0	0	7000212
13										200
14										0
15										0
16	0	0	0	0	0	0	0	0	0	200
17										1240959
18										0
19										0
20	0	0	0	0	0	0	0	0	0	1240959
21	600	0	0	1310	0	3860	0	369860		7064599
22	0	0	0	0	0	0	0	50592		7050592
23	0	0	0	0	0	0	0	0		12939
24	600	0	0	1310	0	3860	0	420452		14102352
25										0

(A) Rs. 3860 thousands are yet to be apportioned between U.P. and Uttarakhand.

Loans and Advances

No. 64-1475 - ACCOUNT of RECEIPTS from OTHER GENERAL ECONOMIC SERVICES for the year ended 31st March 2006

(In thousand of rupees)

	Union Government	U.T. Govt. Puducherry	STATE GOVERNMENTS							Item No
			Andhra Pradesh	Arunachal Pradesh	Assam	Bihar	Chhattisgarh	NCT Delhi	Goa	
012-Statistics		27		(A)		49	1430			1
101-Fees realised under the Monopolies and Restrictive Trade Practices Act, 1969							1			2
102-Patent Fees	762444						43			3
103-Fees for Registration of Trade Marks	458328									4
104-Receipts from Certification Marking and Testing fees	289567	118					1			5
105-Regulation of Joint Stock Companies	7303004		54						96	6
106-Fees for Stamping Weights and Measures	10296	3469	151421			41685	14956	56789	7634	7
107-Census	44336			34751						8
108-Trade Demonstration and Publicity							104			9
109-Sale Proceeds of Liquor etc.							1			10
200-Regulation of Other Business Undertakings	9946	94	31754				10857	176	86	11
201-Land Ceilings		36				2				12
202-Meteorology	27471									13
800-Other Receipts	13784599	56	4913	1989	3586	3236	47	369	40	14
900-Deduct-Refunds	-6774									15
Total : Receipts from Other General Economic Services	22683217	3800	188142	36740	3586	44972	27440	57334	7856	16

(A) Rs. 130/- only.

No. 64-1475 - ACCOUNT of RECEIPTS from OTHER GENERAL ECONOMIC SERVICES for the year ended 31st March 2006- Contd.

(In thousand of rupees)

Item No	STATE GOVERNMENTS								Total carried over
	Gujarat	Haryana	Himachal Pradesh	Jammu and Kashmir	Jharkhand	Karnataka	Kerala	Madhya Pradesh	
1	--	--	--	--	--	40358	51	4810	46725
2	635	--	--	--	--	--	--	3920	4556
3	1504	--	--	--	--	--	--	953	764944
4	60	7628	--	23	--	--	--	320	466359
5	--	59	--	25	--	--	--	2719	292489
6	4	2616	--	--	--	--	--	1203	7306977
7	114672	25603	8843	3430	11186	125865	89364	30571	695784
8	1140	--	--	--	--	--	--	383	80610
9	96	--	--	--	--	--	--	263	463
10	--	--	--	--	--	--	--	--	1
11	20307	18	--	--	--	22492	24232	29374	149336
12	22	--	--	--	--	1014	2558	--	3632
13	--	--	--	--	--	--	--	--	27471
14	124992	6925	7102	988	24643	2755341	1773	6478	16727077
15	-3044	-160	--	--	--	--	-30	--	-10008
16	260388	42689	15945	4466	35829	2945070	117948	80994	26556416

Economic Services

No. 64-1475 - ACCOUNT of RECEIPTS from OTHER GENERAL ECONOMIC SERVICES for the year ended 31st March 2006- Contd.

(In thousand of rupees)

	Total brought forward	STATE GOVERNMENTS						Item No
		Maharashtra	Manipur	Meghalaya	Mizoram	Nagaland	Orissa	
012-Statistics	46725		43					1
101-Fees realised under the Monopolies and Restrictive Trade Practices Act, 1969	4556			1				2
102-Patent Fees	764944						4	3
103-Fees for Registration of Trade Marks	466359							4
104-Receipts from Certification Marking and Testing fees	292489						3160	5
105-Regulation of Joint Stock Companies	7306977							6
106-Fees for Stamping Weights and Measures	695784	185658	822	1457	620			7
107-Census	80610							8
108-Trade Demonstration and Publicity	463	4684						9
109-Sale Proceeds of Liquor etc.	1							10
200-Regulation of Other Business Undertakings	149336	13915						11
201-Land Ceilings	3632							12
202-Meteorology	27471							13
800-Other Receipts	16727077	251551			50	25748	36813	14
900-Deduct-Refunds	-10008	-2						15
Total : Receipts from Other General Economic Services	26556416	455806	865	1458	670	25748	39977	16

No. 64-1475 - ACCOUNT of RECEIPTS from OTHER GENERAL ECONOMIC SERVICES for the year ended 31st March 2006- Concl'd.

(In thousand of rupees)

Item No	STATE GOVERNMENTS								Total
	Punjab	Rajasthan	Sikkim	Tamil Nadu	Tripura	Uttarakhand	Uttar Pradesh	West Bengal	
1	49	728					9680		57225
2	1						4246		8804
3	164						2315		767427
4	39								466398
5	70						684		296403
6									7306977
7	35334	41647	596	120085	1423	19567	66175	55983	1225151
8		19							80629
9							518		5665
10									1
11	3099	15638		33811			7083	14	222896
12								15761	19393
13							2056		29527
14	79333	33347		15831	1197		97895	10355	17279197
15		-109					-372		-10491
16	118089	91270	596	169727	2620	19567	190280	82113	27755202

Economic Services

**No. 64-A-3475 - ACCOUNT of EXPENDITURE on OTHER GENERAL ECONOMIC SERVICES for the
year ended 31st March, 2006**

(In thousands of rupees)

	Union Government	U.T. Govt. Puducherry	STATE GOVERNMENTS							Item No
			Andhra Pradesh	Arunachal Pradesh	Assam	Bihar	Chhattisgarh	NCT Delhi	Goa	
003-Training			80							1
101-Regulation of Monopolies and Restrictive Trade Practices	19348									2
102-Regulation of Patents, Designs and Trade Marks	237592									3
103-Quality Control and Standardisation										4
105-Regulation of Joint Stock Companies	316239									5
106-Regulation of Weights and Measures	34754	2402	96407	16319	40163	33018	8315	20145	8022	6
107-Regulation of Markets	32006									7
108-Urban Oriented Employment Programmes	32191							7203		8
109-Nehru Rozgar Yojana										9
110-Exchange Loss Under Foreign Currency										10
111-Exchange Loss Under Resurgent India Bonds										11
191-Investments in Public Sector and Other Undertakings										12
200-Regulation of Other Business Undertakings			3363				2394	2837		13
201-Land Ceilings (Other than Agricultural Land)		39	406		4173	240				14
789-Special Component Plan for Scheduled Castes										15
792-Irrecoverable loans written off										16
796-Tribal Areas Sub-Plan	147									17
797-Transfers to/from Reserve Funds and Deposit Accounts					69					18
798-International Co-operation	65953									19
800-Other Expenditure	784584				6259		9			20
902-Deduct Amount met from Agriculturists Rehabilitation Fund										21
903-Deduct Amount met from Kudikappukar's Benefit Fund										22
911-Deduct Recoveries of Overpayments	-489	-1								23
Total : Expenditure on Other General Economic Services	1522325	2440	100256	16319	50664	33258	10718	30185	8022	24
Charged					74					25
Voted	1522325	2440	100256	16319	50590	33258	10718	30185	8022	26

No. 64-A-3475 - ACCOUNT of EXPENDITURE on OTHER GENERAL ECONOMIC SERVICES for the year ended 31st March, 2006 - Contd.

Item No.	STATE GOVERNMENTS								Total carried over
	Gujarat	Haryana	Himachal Pradesh	Jammu and Kashmir	Jharkhand	Karnataka	Kerala	Madhya Pradesh	
1									80
2									19348
3									237592
4					17				17
5									316239
6	58560	8326	10908	20761	14781	58287	51250	36595	519013
7						386943			418949
8	46520					47433			133347
9									0
10									0
11									0
12						4050			4050
13	13258	235				3809	389	10083	36368
14	28402	12673			1027		86101		133061
15									0
16									0
17	4644		133						4924
18	79934					7901500			7821635
19									65953
20	80368	2302		6569				71	880162
21							(A) -1573		-1573
22							(B) 4		4
23							-1161		-1161
24	151818	23536	11041	27330	15825	8402022	135002	46749	10587510
25								1	75
26	151818	23536	11041	27330	15825	8402022	135002	46748	10587435

(A) Represents transfer from Agriculturists Rehabilitation Fund.
(B) Represents transfer from Kudikidappakar's Benefit Fund.

**No. 64-A-3475 - ACCOUNT of EXPENDITURE on OTHER GENERAL ECONOMIC SERVICES for the
year ended 31st March, 2006 - Contd.**

	Total brought forward	STATE GOVERNMENTS						Item No
		Maharashtra	Manipur	Meghalaya	Mizoram	Nagaland	Orissa	
003-Training	80							1
101-Regulation of Monopolies and Restrictive Trade Practices	19348							2
102-Regulation of Patents, Designs and Trade Marks	237592							3
103-Quality Control and Standardisation	17							4
105-Regulation of Joint Stock Companies	316239							5
106-Regulation of Weights and Measures	519013	122802	11966	11002	12721	19314	28442	6
107-Regulation of Markets	418949		3999					7
108-Urban Oriented Employment Programmes	133347							8
109-Nehru Rozgar Yojana	0							9
110-Exchange Loss Under Foreign Currency	0							10
111-Exchange Loss Under Resurgent India Bonds	0							11
191-Investments in Public Sector and Other Undertakings	4050							12
200-Regulation of Other Business Undertakings	36368	10246						13
201-Land Ceilings (Other than Agricultural Land)	133061							14
789-Special Component Plan for Scheduled Castes	0							15
792-Irrecoverable loans written off	0							16
796-Tribal Areas Sub-Plan	4924							17
797-Transfers to/from Reserve Funds and Deposit Accounts	7821635							18
798-International Co-operation	65953							19
800-Other Expenditure	880162	12		494		2079		20
902-Deduct-Amount met from Agriculturists Rehabilitation Fund	-1573							21
903-Deduct-Amount met from Kudikidappukar's Benefit Fund	-4							22
911-Deduct-Recoveries of Overpayments	-1651							23
Total : Expenditure on Other General Economic Services	10587510	133060	15965	11496	12721	21393	28442	24
Charged	75							25
Voted	10587435	133060	15965	11496	12721	21393	28442	26

**No. 64-A-3475 - ACCOUNT of EXPENDITURE on OTHER GENERAL ECONOMIC SERVICES for the
year ended 31st March, 2006 - Concl'd.**

Item No	STATE GOVERNMENTS								(In thousands of rupees)
	Punjab	Rajasthan	Sikkim	Tamil Nadu	Tripura	Uttarakhand	Uttar Pradesh	West Bengal	Total
1									80
2									19348
3									237592
4									17
5									316239
6	13232	11600	4763	33309	11866	8150	92188	43622	943990
7									422948
8		67879		30152					231378
9									0
10									0
11									0
12									4050
13				15105			26111	3738	91568
14		4207		36996			49658	23040	246962
15									0
16									0
17									4924
18									7821635
19									65953
20				22955			17158		922860
21									-1573
22									-4
23									-1651
24	13232	83686	4763	138517	11866	8150	185115	70400	11326316
25									75
26	13232	83686	4763	138517	11866	8150	185115	70400	11326241

No. 54-B-5475 - ACCOUNT of CAPITAL OUTLAY on OTHER GENERAL ECONOMIC SERVICES during and to the end of the year 2005-06

	(In thousands of rupees)	
	During the year	Expenditure To end of the year
UNION GOVERNMENT		
102-Civil Supplies	7040	413838
112-Statistics	78564	629208
190-Investments in Public Sector Undertakings	--	34522
800-Other Expenditure	806380	5536086
Total : Union Government	891984	6613654
UNION TERRITORY GOVERNMENT PUDUCHERRY		
102-Civil Supplies	--	--
190-Investments in Public Sector and Other Undertakings	3000	43855
Total : Government of Puducherry	3000	43855
STATE GOVERNMENTS		
ANDHRA PRADESH		
101-Land Ceilings(Other than Agricultural Land)	(A) -56	1301
102-Civil Supplies	--	62135
190-Investments in Public Sector and Other Undertakings	--	2994
195-Investment in Cooperatives	-327	78189
202-Compensation to Land Holders on Abolition of Zamindari System	50	145321
789- Special Component Plan for Scheduled Castes	178973	488941
796-Tribal Area Sub-Plan	73252	236103
800-Other Expenditure	854025	2758830
901-Deduct - Receipts and Recoveries on Capital Account	--	-7
902-Deduct - Amount met from Reserve Fund/Deposit Account	--	-9946
Total : Government of Andhra Pradesh	1105917	3763861
ARUNACHAL PRADESH		
102-Civil Supplies	--	31885
112-Statistics	1500	46598
800-Other Expenditure	--	14424
Total : Government of Arunachal Pradesh	1500	92907
ASSAM		
101-Land Ceilings	--	802
102-Civil Supplies	--	12035
202-Compensation to Land Holders on Abolition of Zamindari System	--	29553
800-Other Expenditure	--	88
902-Deduct - Amount met from Reserve Fund/Deposit Account	--	-29553
Total : Government of Assam	0	12926
BIHAR		
101-Land Ceilings	18	679
102-Civil Supplies	--	1426
202-Compensation to Land Holder on Abolition of Zamindari System	--	464735
796-Tribal Area Sub-Plan	--	21253
800-Other Expenditure	--	276534
Total : Government of Bihar	18	764627

(A) Reasons for minus figure have not been intimated by the department.

(B) Includes Rs. 38965 thousands being the expenditure incurred upto 30th September, 1953 in Composite Madras State

No. 64-B-6475 - ACCOUNT of CAPITAL OUTLAY on OTHER GENERAL ECONOMIC SERVICES during and to the end of the year 2005-06 - Contd.

	(In thousands of rupees)	
	Expenditure	
	During the year	To end of the year
CHHATTISGARH		
101-Land Ceilings	--	345
Total : Government of Chhattisgarh	0	345
NCT DELHI		
102-Civil supplies	200	205086
112-Statistics	--	9007
800-Other Expenditure	758	7255
Total : Government of NCT Delhi	958	221348
GOA		
102-Civil Supplies	--	5164
Total : Government of Goa	0	5164
GUJARAT		
101-Land Ceilings	--	16
102-Civil Supplies	--	72571
195-Consumer Cooperatives	--	3795
202-Compensation to Land Holder on Abolition of Zamindari System	340	49088
800-Other Expenditure	--	1391
Total : Government of Gujarat	340	126861
HIMACHAL PRADESH		
101-Land Ceilings	--	2946
202-Compensation to Land Holder on Abolition of Zamindari System	--	2383
Total : Government of Himachal Pradesh	0	5329
JAMMU & KASHMIR		
101-Land Ceilings (Other than Agriculture Land)	10471	10671
102-Civil Supplies	2447	2780
103-Land Ceilings for Agriculture Land	--	(C) 6428
112-Statistics	652	1242
190-Investments in Public Sector and Other Undertakings, Bank etc.	--	49000
202-Compensation to Land Holders on abolition of Zamindari System	48	519
800-Other expenditure	3448869	4160734
Total : Government of Jammu and Kashmir	3462467	4231374
JHARKHAND		
101-Land Ceilings	--	48
796-Tribal Area Sub- Plan	--	69895
Total : Government of Jharkhand	0	69943
KARNATAKA		
101-Land Ceilings	-481	105609
102-Civil Supplies	98236	159489
202-Compensation to Land Holders on Abolition of Zamindari System	-66	54609
901-Deduct- Receipts and Recoveries of Capital Account	--	-86008
Total : Government of Karnataka	97689	233699
KERALA		
101-Land Ceilings	-117	11415
800-Other Expenditure	1825	32696
Total : Government of Kerala	1708	44113
MADHYA PRADESH		
101-Land Ceilings	478	8837
202-Compensation to Land Holders on Abolition of Zamindari System	--	140860
Total : Government of Madhya Pradesh	478	149697

(B) Includes Rs 148317 thousands retained in M.P. yet to be allocated.

(C) Expenditure to the end of 2004-05 decreased by Rs. 0.01 for rounding adjustment.

Economic Services

No. 64-B-5475 - ACCOUNT of CAPITAL OUTLAY on OTHER GENERAL ECONOMIC SERVICES during and to the end of the year 2005-06 - Contd.

	(in thousands of rupees)	
	Expenditure	
	During the year	To end of the year
MAHARASHTRA		
101-Land Ceilings	-799	33023
102-Civil Supplies	-2544	83917
202-Compensation to Land Holder on abolition of Zamindari System	-	(A) -2449
901-Deduct-Receipt and Recoveries on Capital Account	-	-2273
Total : Government of Maharashtra	3343	112216
MIZORAM		
112-Statistics	-	219
Total : Government of Mizoram	0	219
NAGALAND		
112-Statistics	7000	12799
800-Other Expenditure	1942	4200
Total : Government of Nagaland	8942	16999
ORISSA		
202-Compensation to Land Holder on abolition of Zamindari System	1778	68269
Total : Government of Orissa	1778	68269
PUNJAB		
101-Land Ceiling	-	494
112-Statistics	2877418	10264212
789-Special Component Plan for Scheduled Castes	-	3873
800-Other Expenditure	-	15311
Total : Government of Punjab	2877418	10283890
RAJASTHAN		
101-Land Ceiling	-	12984
102-Civil Supplies	7034	123954
103-Land Ceiling for Agriculture Land	227	20002
106-Weight and Measure	-	1850
202-Compensation to Land Holder on abolition of Zamindari System	-	461686
796-Tribal Area Sub- Plan	-	(C) 1490
800-Other Expenditure	381580	681743
Total : Government of Rajasthan	388641	1303709

(A) Minus expenditure is due to receipt and recoveries being more than the expenditure.

(B) Includes investment in Consumer Articles in Rural Areas (Rs. 34154 thousands), State Federation of Consumer Co-operative Stores (Rs. 28353 thousands) and Consumer Co-operative Stores (Rs. 3688 thousands).

(C) It includes investment in various societies under Tribal Area Sub-Plan (Rs. 1040 thousands) and Weak Consumer Co-operative Store (Rs. 450 thousands).

No. 64-B-6476 - ACCOUNT of CAPITAL OUTLAY on OTHER GENERAL ECONOMIC SERVICES during and to the end of the year 2005-06 - Concid.

	(In thousands of rupees)	
	Expenditure	
	During the year	To end of the year
TAMIL NADU		
101-Land Ceiling		4514
102-Civil Supplies		14100
202-Compensation to Land Holder on abolition of Zamindari System		99663
797-Transfer to/from Reserve Funds and Deposit Accounts		--
Total : Government of Tamil Nadu	0	118277
UTTAR PRADESH		
190-Investments in Public Sector and Other Undertakings		2001
202-Compensation to Land Holder on abolition of Zamindari System		-138061
Total : Government of Uttar Pradesh	0	-136060
UTTARAKHAND		
190-Investments in Public Sector and Other Undertakings		--
202-Compensation to Land Holder on abolition of Zamindari System		--
Total : Government of Uttarakhand	0	0
WEST BENGAL		
101-Land Ceiling		342
202-Compensation to Land Holder on abolition of Zamindari System	509	624293
789-Special Component Plan for Scheduled Castes	29600	29600
796-Tribal Area Sub-Plan	14800	14800
800-Other Expenditure	39600	40698
901-Deduct-Receipt and Recoveries on Capital Account		-2
Total : Government of West Bengal	84609	709731
Total : Capital Outlay on Other General Economic Services	8924224	28866954

Economic Services

No. 64-C-7475 - ACCOUNT of LOANS for OTHER GENERAL ECONOMIC SERVICES showing the amounts ADVANCED and REPAYED during the year ended 31st March, 2006 and the BALANCES of such LOANS at the commencement and at the end of the year 2005-06

	Union Government	U.T. Govt. Puducherry	STATE GOVERNMENTS							Item No
			Andhra Pradesh	Arunachal Pradesh	Assam	Bihar	Chhattisgarh	NCT Delhi	Goa	
(In thousands of rupees)										
101-General Financial Institutions-										
Balance 1st April, 2005	--	--	--	--	--	--	--	--	--	1
Advance during the year	--	--	--	--	--	--	--	--	--	2
Repaid during the year	--	--	--	--	--	--	--	--	--	3
Balance 31st March, 2006	0	0	0	0	0	0	0	0	0	4
102-Trading Institutions -										
Balance 1st April, 2005	--	--	--	--	--	--	--	--	--	5
Advance during the year	--	--	--	--	--	--	--	--	--	6
Repaid during the year	--	--	--	--	--	--	--	--	--	7
Balance 31st March, 2006	0	0	0	0	0	0	0	0	0	8
103-Civil Supplies -										
Balance 1st April, 2005	596159	--	194200	--	4887	35710	--	43634	--	9
Advance during the year	4200	--	--	--	--	--	--	--	--	10
Repaid during the year	--	--	--	--	--	--	--	--	--	11
Balance 31st March, 2006	600359	0	194200	0	4887	35710	0	43634	0	12
190-Loans to Public Sector and other Undertakings-										
Balance 1st April, 2005	--	--	431	--	--	--	--	--	--	13
Advance during the year	--	--	--	--	--	--	--	--	--	14
Repaid during the year	2367	--	--	--	--	--	--	--	--	15
Balance 31st March, 2006	(A) -2367	0	431	0	0	0	0	0	0	16
195-Loans to Consumer Co-operatives -										
Balance 1st April, 2005	165	--	26418	--	--	--	--	--	--	17
Advance during the year	--	--	--	--	--	--	--	--	--	18
Repaid during the year	--	--	--	--	--	--	--	--	--	19
Balance 31st March, 2006	165	0	26418	0	0	0	0	0	0	20

(A) Adverse balance is under investigation.

No. 64-C-7475 - ACCOUNT of LOANS for OTHER GENERAL ECONOMIC SERVICES showing the amounts ADVANCED and REPAYED during the year ended 31st March, 2006 and the BALANCES of such LOANS at the commencement and at the end of the year 2005-06-Contd.

Item No	STATE GOVERNMENTS								Total carried over
	Gujarat	Haryana	Himachal Pradesh	Jammu and Kashmir	Jharkhand	Karnataka	Kerala	Madhya Pradesh	
1									0
2									0
3									0
4	0	0	0	0	0	0	0	0	0
5				30830		416			31246
6				78645					78645
7									0
8	0	0	0	109475	0	416	0	0	109891
9						(A) 17104			891694
10									4200
11						796			796
12	0	0	0	0	0	16308	0	0	895098
13									431
14									0
15									2367
16	0	0	0	0	0	0	0	0	-1936
17									26583
18									0
19									0
20	0	0	0	0	0	0	0	0	26583

(A) Differs from the closing balance of previous year by 1 due to rounding.

Loans and Advances

No. 64-C-7475 - ACCOUNT of LOANS for OTHER GENERAL ECONOMIC SERVICES showing the amounts ADVANCED and REPAYED during the year ended 31st March, 2006 and the BALANCES of such LOANS at the commencement and at the end of the year 2005-06-Contd.

	Total brought forward	STATE GOVERNMENTS						Item No
		Maharashtra	Manipur	Meghalaya	Mizoram	Nagaland	Orissa	
101-General Financial Institutions-								
Balance 1st April, 2005	0							1
Advance during the year	0							2
Repaid during the year	0							3
Balance 31st March, 2006	0	0	0	0	0	0	0	4
102-Trading Institutions -								
Balance 1st April, 2005	31246							5
Advance during the year	78645							6
Repaid during the year	0							7
Balance 31st March, 2006	109891	0	0	0	0	0	0	8
103-Civil Supplies -								
Balance 1st April, 2005	891694	22902						9
Advance during the year	4200							10
Repaid during the year	796	1305						11
Balance 31st March, 2006	895098	21597	0	0	0	0	0	12
190-Loans to Public Sector and other Undertakings-								
Balance 1st April, 2005	431							13
Advance during the year	0							14
Repaid during the year	2367							15
Balance 31st March, 2006	-1936	0	0	0	0	0	0	16
195-Loans to Consumer Co-operatives -								
Balance 1st April, 2005	26583							17
Advance during the year	0							18
Repaid during the year	0							19
Balance 31st March, 2006	26583	0	0	0	0	0	0	20

No. 64-C-7475 - ACCOUNT of LOANS for OTHER GENERAL ECONOMIC SERVICES showing the amounts ADVANCED and REPaid during the year ended 31st March, 2006 and the BALANCES of such LOANS at the commencement and at the end of the year 2005-06-Contd.

Item No	STATE GOVERNMENTS								Total
	Punjab	Rajasthan	Sikkim	Tamil Nadu	Tripura	Uttar Pradesh	Uttarakhand	West Bengal	
1									0
2									0
3									0
4	0	0	0	0	0	0	0	0	0
5									31246
6									78645
7									0
8	0	0	0	0	0	0	0	0	109891
9		1780		791					917167
10									4200
11		286							2387
12	0	1494	0	791	0	0	0	0	918980
13				1752					2183
14									0
15									2367
16	0	0	0	1752	0	0	0	0	-184
17									26583
18									0
19									0
20	0	0	0	0	0	0	0	0	26583

Loans and Advances

No. 64-C-7475 - ACCOUNT of LOANS for OTHER GENERAL ECONOMIC SERVICES showing the amounts ADVANCED and REPAYED during the year ended 31st March, 2006 and the BALANCES of such LOANS at the commencement and at the end of the year 2005-06-Contd.

	Union Government	U.T. Govt. Puducherry	STATE GOVERNMENTS							Item No	
			Andhra Pradesh	Arunachal Pradesh	Assam	Bihar	Chhattisgarh	NCT Delhi	Goa		
796-Tribal Area Sub-Plan-											
Balance 1st April, 2005					880					1	
Advance during the year										2	
Repaid during the year										3	
Balance 31st March, 2006	0	0	0	0	880	0	0	0	0	4	
800-Other Loans -											
Balance 1st April, 2005	275001		366		12948					5	
Advance during the year										6	
Repaid during the year	105000									7	
Balance 31st March, 2006	170001	0	366	0	12948	0	0	0	0	8	
Total : Loans for Other General Economic Services-											
Balance 1st April, 2005	871325	0	221415	0	18715	35710	(A)	0	43634	0	9
Advance during the year	4200	0	0	0	0	0	0	0	0	0	10
Repaid during the year	107367	0	0	0	0	0	0	0	0	0	11
Balance 31st March, 2006	768158	0	221415	0	18715	35710	0	43634	0	0	12
Interest received and credited to revenue			51								13

(A) Includes the undivided balances as on 14-11-2000.

No. 64-C-7475 - ACCOUNT of LOANS for OTHER GENERAL ECONOMIC SERVICES showing the amounts ADVANCED and REPAYED during the year ended 31st March, 2006 and the BALANCES of such LOANS at the commencement and at the end of the year 2005-06-Contd.

Item No	STATE GOVERNMENTS								(In thousands of rupees)
	Gujarat	Haryana	Himachal Pradesh	Jammu and Kashmir	Jharkhand	Karnataka	Kerala	Madhya Pradesh	Total carried over
1									880
2									0
3									0
4	0	0	0	0	0	0	0	0	880
5						(B) -807	398		287906
6									0
7									105000
8	0	0	0	0	0	(A) -807	398	0	182906
9	0	0	0	30830	0	16713	398	0	1238740
10	0	0	0	78645	0	0	0	0	82845
11	0	0	0	0	0	796	0	0	108163
12	0	0	0	109475	0	15917	398	0	1213422
13									51

(A) Reasons for Minus Balance are under examination.

(B) Differs from the closing balance of previous year by 1 due to rounding.

Loans and Advances

No. 64-C-7475 - ACCOUNT of LOANS for OTHER GENERAL ECONOMIC SERVICES showing the amounts ADVANCED and REPAYED during the year ended 31st March, 2006 and the BALANCES of such LOANS at the commencement and at the end of the year 2005-06-Contd.

(In thousands of rupees)

	Total brought forward	STATE GOVERNMENTS						Item No.
		Maharashtra	Manipur	Meghalaya	Mizoram	Nagaland	Orissa	
796-Tribal Area Sub-Plan-								
Balance 1st April, 2005	880	48	-	-	-	-	-	1
Advance during the year	0	-	-	-	-	-	-	2
Repaid during the year	0	-	-	-	-	-	-	3
Balance 31st March, 2006	880	48	0	0	0	0	0	4
800-Other Loans -								
Balance 1st April, 2005	287906	6	-	-	-	-	-	5
Advance during the year	0	-	-	-	-	-	-	6
Repaid during the year	105000	-	-	-	-	-	-	7
Balance 31st March, 2006	182906	6	0	0	0	0	0	8
Total : Loans for Other General Economic Services-								
Balance 1st April, 2005	1238740	22956	0	0	0	0	0	9
Advance during the year	82845	0	0	0	0	0	0	10
Repaid during the year	108163	1305	0	0	0	0	0	11
Balance 31st March, 2006	1213422	21651	0	0	0	0	0	12
Interest received and credited to revenue	51	-	-	-	-	-	-	13

No. 64-C-7475 - ACCOUNT of LOANS for OTHER GENERAL ECONOMIC SERVICES showing the amounts ADVANCED and REPaid during the year ended 31st March, 2006 and the BALANCES of such LOANS at the commencement and at the end of the year 2005-06-Conclid.

(In thousands of rupees)

Item No	STATE GOVERNMENTS								Total
	Punjab	Rajasthan	Sikkim	Tamil Nadu	Tripura	Uttar Pradesh	Uttarakhand	West Bengal	
1	--	--	--	--	--	--	--	--	928
2	--	--	--	--	--	--	--	--	0
3	--	--	--	--	--	--	--	--	0
4	0	0	0	0	0	0	0	0	928
5	6	--	--	51	--	--	--	--	287969
6	--	--	--	--	--	--	--	--	0
7	--	--	--	--	--	--	--	--	105000
8	6	0	0	51	0	0	0	0	182969
9	6	1780	0	2594	0	0	0	0	1266076
10	0	0	0	0	0	0	0	0	82845
11	0	286	0	0	0	0	0	0	109754
12	6	1494	0	2594	0	0	0	0	1239167
13	--	--	--	--	--	--	--	--	51

Loans and Advances

**COMBINED FINANCE AND REVENUE ACCOUNTS OF THE UNION AND STATE
GOVERNMENTS IN INDIA FOR THE YEAR 2004-05**

ALPHABETIC INDEX

Volume -II		
A		
16-A	Agriculture Financial Institutions - Expenditure	178
16-B	Agriculture Financial Institutions - Investment	179
16-C	Agriculture Financial Institutions - Loans	180-181
15	Agriculture Research - Receipts	158-159
15-A	Agriculture Research - Expenditure	160-171
15-B	Agriculture Research - Capital Outlay	172-177
9	Animal Husbandry - Receipts	46-49
9-A	Animal Husbandry - Expenditure	50-53
9-B	Animal Husbandry - Capital Outlay	54-61
9-C	Animal Husbandry - Loans	62-69
C		
37-B	Cement and Non Metallic Industries - Capital Outlay	522-523
37-C	Cement and Non Metallic Industries - Loans	524-527
60-A	Census Survey and Statistics - Expenditure	754-757
40-B	Chemical and Pharmaceuticals Industries - Capital Outlay	540-541
40-C	Chemical and Pharmaceuticals Industries - Loans	542-545
48	Civil Aviation - Receipts	648-649
48-A	Civil Aviation - Expenditure	650-653
48-B	Civil Aviation - Capital Outlay	654-657
48-C	Civil Aviation - Loans	658-661
62	Civil Supplies - Receipts	760-761
62-A	Civil Supplies - Expenditure	762-765
29-A	Command Area Development - Expenditure	384-387
29-B	Command Area Development - Capital Outlay	388-389
29-C	Command Area Development - Loans	390-393
43-B	Consumer Industries - Capital Outlay	568-581
43-C	Consumer Industries - Loans	582-601
17	Co-operation - Receipts	182-183
17-A	Co-operation - Expenditure	184-187
17-B	Co-operation - Capital Outlay	188-195
17-C	Co-operation - Loans	196-203
7	Crop Husbandry - Receipts	2-5
7-A	Crop Husbandry - Expenditure	6-9
7-B	Crop Husbandry - Capital Outlay	10-19
7-C	Crop Husbandry - Loans	20-35
D		
10	Dairy Development - Receipts	70-71
10-A	Dairy Development - Expenditure	72-73
10-B	Dairy Development - Capital Outlay	74-79
10-C	Dairy Development - Loans	80-83
E		
56-A	Ecology and Environment - Expenditure	730-733
41-B	Engineering Industries - Capital Outlay	546-551

41-C	Engineering Industries - Loans	552-559
	F	
38-B	Fertilizer Industries - Capital Outlay	528-529
38-C	Fertilizer Industries - Loans	530-533
11	Fisheries - Receipts	84-85
11-A	Fisheries - Expenditure	86-89
11-B	Fisheries - Capital Outlay	90-95
11-C	Fisheries - Loans	96-103
30-A	Flood Control and Drainage - Expenditure	394-397
30-B	Flood Control and Drainage - Capital Outlay	398-405
14	Food Storage and Warehousing - Receipts	134-135
14-A	Food Storage and Warehousing - Expenditure	136-139
14-B	Food Storage and Warehousing - Capital Outlay	140-149
14-C	Food Storage and Warehousing - Loans	150-157
59-A	Foreign Trade and Export Promotion - Expenditure	752-753
12	Forestry and Wild Life - Receipts	104-107
12-A	Forestry and Wild Life - Expenditure	108-111
12-B	Forestry and Wild Life - Capital Outlay	112-119
12-C	Forestry and Wild Life - Loans	120-123
	G	
63-B	General Financial & Trading Institutions - Investment	766-771
63-C	General Financial & Trading Institutions - Loans	772-775
	H	
23	Hill Areas - Receipts	250-251
23-A	Hill Areas - Expenditure	252-259
23-B	Hill Areas - Capital Outlay	260-262
23-C	Hill Areas - Loans	263
	I	
35	Industries - Receipts	476-483
35-A	Industries - Expenditure	484-495
35-B	Iron and Steel Industries - Capital Outlay	496-497
35-C	Iron and Steel Industries - Loans	498-501
51	Inland Water Transport - Receipts	702-703
51-A	Inland Water Transport - Expenditure	704-705
51-B	Inland Water Transport - Capital Outlay	706-707
51-C	Inland Water Transport - Loans	708
	L	
21	Land Reforms - Receipts	228-229
21-A	Land Reforms - Expenditure	230-231
21-C	Land Reforms - Loans	232-235
	M	
27	Medium Irrigation - Receipts	310-321
27-A	Medium Irrigation - Expenditure	322-338
27-B	Medium Irrigation - Capital Outlay	339-361
27-C	Medium Irrigation - Receipts	362-365
26	Major Irrigation - Receipts	285-291
26-A	Major Irrigation - Expenditure	292-297
26-B	Major Irrigation - Capital Outlay	298-309
26-C	Major Irrigation - Loans	310-313
61-A	Meteorology - Expenditure	758

61-B	Meteorology - Capital Outlay	759
28	Minor Irrigation - Receipts	366-369
28-A	Minor Irrigation - Expenditure	370-373
28-B	Minor Irrigation - Capital Outlay	374-379
28-C	Minor Irrigation - Receipts	380-383
	N	
33	Non Conventional Sources of Energy – Receipts	441
33-A	Non Conventional Sources of Energy - Expenditure	442-445
33-B	Non Conventional Sources of Energy - Capital Outlay	446
33-C	Non Conventional Sources of Energy - Loans	447
36	Non Ferrous & Metallurgical Industries - Receipts	502-503
36-A	Non Ferrous & Metallurgical Industries - Expenditure	504-507
36-B	Non Ferrous & Metallurgical Industries - Capital Outlay	508-513
36-C	Non Ferrous & Metallurgical Industries - Loans	514-521
24	North Eastern Area - Receipts	264-265
24-A	North Eastern Area - Expenditure	266-267
24-B	North Eastern Area - Capital Outlay	268-270
24-C	North Eastern Area - Loans	271
	O	
18	Other Agricultural Programme - Receipts	204-205
18-A	Other Agricultural Programme - Expenditure	206-209
18-B	Other Agricultural Programme - Capital Outlay	210-213
18-C	Other Agricultural Programme - Loans	214-217
54	Other Communication Services – Receipts	718
54-A	Other Communication Services - Expenditure	719
54-B	Other Communication Services - Capital Outlay	720
54-C	Other Communication Services - Loans	721
64	Other General Economic Services - Receipts	776-779
64-A	Other General Economic Services - Expenditure	780-783
64-B	Other General Economic Services - Capital Outlay	784-787
64-C	Other General Economic Services - Loans	788-795
44	Other Industries - Receipts	602-605
44-A	Other Industries - Expenditure	606-609
44-B	Other Industries - Capital Outlay	610-612
44-C	Other Industries - Loans	613
45-A	Other Outlay on Industries and Minerals - Expenditure	614-615
45-B	Other Outlay on Industries and Minerals - Capital Outlay	616-621
45-C	Other Outlay on Industries and Minerals - Loans	622-627
22	Other Rural Development Programmes - Receipts	236-237
22-A	Other Rural Development Programmes - Expenditure	238-241
22-B	Other Rural Development Programmes - Capital Outlay	242-245
22-C	Other Rural Development Programmes - Loans	246-249
55	Other Scientific Research – Receipts	722-723
55-A	Other Scientific Research - Expenditure	724-727
55-B	Other Scientific and Environmental Research - Capital Outlay	728
55-C	Other Scientific Research - Loans	729
25	Other Special Areas Programmes - Receipts	272-273
25-A	Other Special Areas Programmes - Expenditure	274-281
25-B	Other Special Areas Programmes - Capital Outlay	282-283
25-C	Other Special Areas Programmes - Loans	284

52	Other Transport Services – Receipts	709
52-A	Other Transport Services - Expenditure	710
52-B	Other Transport Services - Capital Outlay	711
52-C	Other Transport Services - Loans	712-715
	P	
39-B	Petro Chemical Industries - Capital Outlay	534-535
39-C	Petro Chemical Industries - Loans	536-539
32	Petroleum - Receipts	436-437
32-B	Petroleum - Capital Outlay	438-439
32-C	Petroleum - Loans	440
13	Plantations - Receipts	124-125
13-A	Plantations - Expenditure	126-129
13-B	Plantations - Capital Outlay	130-131
13-C	Plantations - Loans	132-133
46	Ports and Light Houses - Receipts	628-631
46-A	Ports and Light Houses - Expenditure	632-635
46-B	Ports and Light Houses - Capital Outlay	636-639
46-C	Ports and Light Houses - Loans	640-641
31	Power - Receipts	406-409
31-A	Power - Expenditure	410-417
31-B	Power - Capital Outlay	418-427
31-C	Power - Loans	428-435
	R	
49	Roads and Bridges - Receipts	662-663
49-A	Roads and Bridges - Expenditure	664-671
49-B	Roads and Bridges - Capital Outlay	672-687
50	Road Transport - Receipts	688-689
50-A	Road Transport - Expenditure	690-691
50-B	Road Transport - Capital Outlay	692-697
50-C	Road Transport - Loans	698-701
20-A	Rural Employment - Expenditure	224-225
20-C	Rural Employment - Loans	226-227
	S	
53-A	Satellite system – Expenditure	716
53-B	Satellite system – Capital Outlay	717
57-A	Secretariat Economic Services – Expenditure	734-735
47	Shipping - Receipts	642
47-A	Shipping - Expenditure	643
47-B	Shipping - Capital Outlay	644-645
47-C	Shipping - Loans	646-647
8-A	Soil and Water Conservation - Expenditure	36-37
8-B	Soil and Water Conservation - Capital Outlay	38-41
8-C	Soil and Water Conservation - Loans	42-45
19-A	Special Programmes for Rural Development - Expenditure	218-221
19-C	Special Programmes for Rural Development - Loans	222-223
	T	
42-B	Telecommunication and Electronics Industries - Capital Outlay	560-563
42-C	Telecommunication and Electronics Industries - Loans	564-567
58	Tourism – Receipts	736-737
58-A	Tourism - Expenditure	738-741

58-B	Tourism - Capital Outlay ^o	742-747
58-C	Tourism - Loans	748-751
	V	
34	Village and Small Industries - Receipts	448-449
34-A	Village and Small Industries - Expenditure	450-453
34-B	Village and Small Industries - Capital Outlay	454-463
34-C	Village and Small Industries - Loans	464-475