


9925

4004

9924

REPORT AND ON THE  
TABLE OF THE LEGISLATIVE  
ASSEMBLY ON  
MAR 2006

F(7/i)82





**GOVERNMENT  
OF  
ARUNACHAL PRADESH**

**FINANCE ACCOUNTS  
2004-2005**

13

14

15

16

17

18

19

## TABLE OF CONTENTS


|   | Page(s)                    |
|---|----------------------------|
| Certificate of the Comptroller and Auditor General of India   | iii                        |
| Introductory  | 1-4                        |
| <b>PART I- SUMMARISED STATEMENTS</b>  |                            |
| No.1- Summary of transactions   | 6-29                       |
| No.2- Capital Outlay outside the Revenue Account<br>(i) Progressive Capital outlay to end of 2004-2005.   | 30-32                      |
| No.3- Financial Results of Irrigation Works.  | 33                         |
| No.4- Debt Position -<br>(i) Statement of Borrowings<br>(ii) Other Obligations<br>(iii) Service of Debt   | 34-36<br>34-36<br>35<br>36 |
| No.5- Loans and Advances by State Government-<br>(i) Statement of Loans and advances<br>(ii) Recoveries in Arrears  | 37                         |
| No.6- Guarantees given by the Government of Arunachal Pradesh in respect of Loans, etc., raised by Statutory Corporations, Government Companies, Local Bodies and Other Institutions. | 38-39                      |
| No.7- Cash Balances and Investments of Cash Balances.   | 40-43                      |
| No.8- Summary of Balances under Consolidated Fund, Contingency Fund and Public Account.   | 44-45                      |
| <b>PART II - DETAILED ACCOUNTS AND OTHER STATEMENTS</b>   |                            |
| Section - A. Revenue and Expenditure  |                            |
| No.9- Statement of Revenue and Expenditure for the year 2004-2005 expressed as a percentage of total Revenue/total Expenditure  | 48-50                      |
| No.10- Statement showing the distribution between Charged and Voted Expenditure   | 51                         |
| No.11- Detailed Account of Revenue Receipt by Minor Heads   | 52-74                      |

|   | page (s) |
|---|----------|
| No.12- Detailed Account of Expenditure by Minor Heads.  | 75-115   |
| No.13- Detailed Statement of Capital Expenditure during and to end of the year 2004-2005.   | 116-155  |
| No.14- Details of Investments of Government in Statutory Corporations, Government Companies, Other Joint-Stock Companies, Co-operative Banks and Societies etc. to the end of 2004-2005.      | 156-161  |
| No.15- Statement showing Capital and Other Expenditure (other than on Revenue Account) to the end of 2004-2005 and the principal sources from which Funds were provided for that Expenditure. | 162-164  |
| Section -B. Debt, Contingency Fund and Public Account   |          |
| No.16- Detailed Statement of Receipts, Disbursements and Balances under heads of Account relating to Debt, Contingency Fund and Public Accounts.  | 166-172  |
| No.17- Detailed Statement of Debt and Other Interest Bearing Obligations of Government.   | 173-176  |
| Annexure to Statement No- 17  | 177-186  |
| No.18- Detailed Statement of Loans and Advances by Government.  | 187-190  |
| No.19- Statement showing the details of Earmarked Balances.   | 191      |
| Annexure to Statement No - 19.  | 192-193  |
| Appendix-I Particulars of Investment at the end of three years ending March 2005.   | 194-195  |
| Appendix-II Statement of Commitments-list of Incomplete Capital Works .   | 196-225  |
| Appendix-III Details of Grants-in-aid given by the State Government to the Local Bodies.  | 226      |

Certificate of the Comptroller and Auditor General of India

This compilation containing the Finance Accounts of the Government of Arunachal Pradesh for the year 2004-2005 presents the accounts of the receipts and outgoings of the Government for the year, together with the financial results disclosed by the revenue and capital accounts, the accounts of the public debt and the liabilities and assets as worked out from the balances recorded in the accounts. The Appropriation Accounts of the Government for the year for Grants and Charged Appropriations, presented separately, supplement this compilation.


These accounts have been prepared and examined under my direction in accordance with the requirements of the Comptroller and Auditor General's (Duties, Powers and Conditions of Service) Act, 1971. According to the best of my information, as a result of audit of these accounts, the accounts now presented read with the observations in this compilation, are correct statements of receipts and outgoings of the Government of Arunachal Pradesh for the year 2004-2005. Points of interest arising out of the study of these accounts as well as test audit conducted during the year or earlier years are contained in my Report(s) being presented separately for the year 2004-2005, Government of Arunachal Pradesh.



( Vijayendra N. Kaul )  
Comptroller and Auditor General of India

New Delhi,

The:





## INTRODUCTORY

1. The accounts of Government are kept in three parts:-

Part I - Consolidated Fund

Part II - Contingency Fund

Part III - Public Account

In Part I, there are two main divisions, viz.,-

(1) Revenue - consisting of sections for 'Receipt Heads (Revenue Account), 'Expenditure' Heads (Revenue Account),'-

(2) Capital, Public Debt, Loans, etc. consisting of sections for 'Receipt Heads (Capital Account),' 'Expenditure Heads (Capital Account), and 'Public Debt, Loans and Advances, etc.

### First Division

The first Division deals with the proceeds of taxation and other receipts classed as revenue and the expenditure met therefrom, the net result of which represents the revenue surplus or deficit for the year.

### Second Division

In this division, the section 'Receipt Head (Capital Account)' deals with receipts of Capital nature which cannot be applied as a set-off to capital expenditure.

The section 'Expenditure Heads (Capital Account)' deals with expenditure met usually from borrowed funds with the object either of increasing concrete assets of a material and permanent character or of reducing recurring liabilities. It also includes receipts of a capital nature intended to be applied as a set-off against expenditure.

The section 'Public Debt, Loans and Advances, etc., comprises loans raised and their repayments by Government such as 'Internal Debt' and 'Loans and Advances' made (and their recoveries) by Government. The section also includes certain special types of heads for transaction relating to 'Transfers from the Consolidated Fund to the Contingency Fund' and 'Inter-State Settlement'.

In part II of the accounts are recorded the transactions connected with the Contingency Fund set up by Government under Article 267(2) of the Constitution of India.

In part III of the accounts, the transactions relating to 'Debt' (other than those included in Part I), 'Deposits', 'Advances', 'Remittances', and 'Suspense' are recorded. The transactions under 'Debt', Deposits, and 'Advances' in this part are those in respect of which Government incurs a liability to repay the moneys received or has a claim to recover the amounts paid, together with the repayments of the former ('Debt' and 'Deposit') and the recoveries of the latter ('Advances'). The transactions relating to 'Remittances' and 'Suspense' in this part embrace all heads which are merely adjusting

heads under which appear such transactions as remittances of cash between treasuries and currency chests, accounts between different accounting circles, etc. The initial debits or credits to these heads will be cleared eventually by corresponding receipts or payments either within the same circle of account or in another account circle.

## 2. Sectors and Heads of Accounts :-

Within each of the sections in Part I mentioned above, the transactions are grouped into sectors, such as 'Tax-Revenue', 'Non-Tax Revenue' etc., for the receipt heads (revenue account), and 'General Services', 'Social and Community Services' 'Economic Services' etc., for expenditure heads. Specific functions or services ( Such as, education, medical, family welfare, housing, etc. in respect of Social and Community Services) are grouped in the sectors for expenditure heads. In part III also the transactions are grouped into sectors, such as 'Small Savings, Provident Funds,' etc. and 'Reserve Funds', etc. The sectors are sub-divided into major heads of account. In some cases the sectors are, in addition, sub-divided into sub-sectors before their divisions into major heads of account.

The major heads are divided into minor heads, with a number of subordinate heads, generally known as sub-heads. The sub-heads are further divided into detailed heads. Under each of these heads, the expenditure is shown distributed between charged and voted. Sometimes major heads are also divided into sub-major heads before their further division into minor heads. Apart from the Sectoral and sub-sectoral classification the Major Heads, Sub-Major Heads, Minor Heads, Sub-Heads, Detailed Heads and Object Heads together constituted six-tier arrangement of the classification structure of the Government Accounts. The major, minor and sub-heads prescribed for the classification of expenditure in the general accounts are not necessarily identical with the Grants, sub-heads and other units of allotments which are adopted by the Governments for Demands for Grants presented to the Parliament or Legislatures but in general a certain degree of correlation is maintained between the Demand for Grants and the Finance Accounts.

The major heads of accounts, falling within the sectors for expenditure heads, generally correspond to functions of Government, while the minor heads, subordinate to them, identify the programmes undertaken to achieve the objectives of the function represented by the major head. The sub-head represents the scheme, the detailed head, the sub-scheme and object head of the object level of classification.

### 3 Coding Pattern

#### Major Heads

From 1st April 1987 a four digit code has been allotted to the major heads, the first digit indicating whether the major head is a Receipt head or Revenue Expenditure head or Capital Expenditure head or a Loan head.

The first digit of Code for Revenue Receipt head is either '0' or '1'. Adding 2 to the first digit code of the Revenue Receipt head will give the number allotted to corresponding Revenue Expenditure head; adding another 2, the Capital Expenditure head; and another 2, the Loan head of account. For example, for Crop Husbandry code 0401 represents the Receipts head, 2401, the revenue expenditure head, 4401, Capital Outlay head and 6401, Loan head.

Such a pattern is, however, not relevant for those departments which are not operating Capital/Loan heads of accounts e.g. Department of Supply. In a few cases, where receipt and expenditure are not heavy, certain functions have been combined under a single major head, the functions themselves forming sub-major heads under that Major head.

#### Sub-Major Heads

A two digit code has been allotted, the code starting from 01 under each Major Head. Where no sub-major head exists it is allotted a Code '00'. The nomenclature 'General' has been allotted Code '80' so that even after further sub-major heads are introduced the Code for 'General' will continue to remain the last one.

#### Minor Heads

These have been allotted a three digit code, the codes starting from '001' under each sub-major head (where there is no sub-major head). Codes from '001' to '100' and few codes '750' to '900' have been reserved for certain standard minor heads. The coding pattern for minor heads has been designed in such a way that in respect of certain minor heads having a common nomenclature under many major/sub-major heads, the same three digit code is adopted as far as possible.

Under this scheme of codification, the receipt major heads (revenue account) are assigned the block numbers from 0020 to 1606, expenditure major heads (revenue account) from 2011 to 3606, expenditure major heads (capital account) from 4046 to 5475, 'major heads' under 'Public Debt' from 6001 to 6004 and those under 'Loans and Advances, Inter-State Settlement and 'Transfer to Contingency Fund' from 6075 to 7999. The code number 4000 has been assigned for Capital receipt major head. The only major head 'Contingency Fund' in part II 'Contingency Fund' has been assigned the code number 8000. The major heads in the Public Account are assigned the code numbers from 8001 to 8999.

4. The transactions included in these accounts represent mainly the actual cash receipts and disbursements during the financial year April to March as distinguished from the amounts due to or from Government during the same period . The cash basis system is, however, not entirely suitable for recording the transactions and presenting the true state of affairs of Government commercial undertakings run on commercial principles. The detailed accounts of this class of undertakings are, therefore, maintained outside the regular accounts in proper commercial form and are subject to test-check by the Indian Audit and Accounts Department.

5. The figures of actuals shown in these accounts are net, after taking into account the recoveries, although the Demands for Grants presented to the Legislature and the Appropriation Accounts are for gross expenditure and exclude credits and recoveries, which are otherwise taken as reduction of expenditure.

**PART-I**

**SUMMARISED STATEMENTS**

## STATEMENT

## SUMMARY OF

| Receipts   | <u>Actuals</u><br>(In lakhs of rupees) |                    |
|--|--|--------------------|
|  | 2003-2004                              | 2004-2005          |
| <b>RECEIPT HEADS (Revenue Account)</b>                       |  | <b>Part - I</b>    |
|  |  | <b>I - Revenue</b> |
| <b>A. Tax Revenue</b>  |  |                    |
| <b>(a) Taxes on Income and Expenditure</b>                   |  |                    |
| 0020 Corporation Tax   | 43,57.00                               | 54,63.00           |
| 0021 Taxes on Income Other than Corporation Tax              | 25,96.00                               | 35,17.00           |
| 0028 Other Taxes on Income and Expenditure                   | ...                                    | (-)-1.00(a)        |
| <b>Total- (a) Taxes on Income and Expenditure</b>            | <b>69,53.00</b>                        | <b>89,79.00</b>    |
| <b>(b) Taxes on Property and Capital Transactions</b>        |  |                    |
| 0029 Land Revenue  | 3,56.74                                | 76.45              |
| 0030 Stamps and Registration Fees                            | 31.40                                  | 46.20              |
| 0032 Taxes on Wealth   | 4.00                                   | 12.00              |
| <b>Total- (b) Taxes on Property and Capital Transactions</b> | <b>3,92.14</b>                         | <b>1,34.65</b>     |
| <b>(c) Taxes on Commodities and Services</b>                 |  |                    |
| 0037 Customs   | 34,27.00                               | 38,55.00           |
| 0038 Union Excise Duties                                     | 50,09.00                               | 53,40.00           |
| 0039 State Excise  | 15,41.97                               | 17,79.49           |
| 0040 Taxes on Sales, Trade etc.                              | 21,79.33                               | 28,24.96           |
| 0041 Taxes on Vehicles                                       | 2,02.44                                | 2,20.62            |
| 0043 Taxes and Duties on Electricity                         | 0.01                                   | 0.82               |
| 0044 Service Tax   | 6,05.00                                | 10,19.00           |
| 0045 Other Taxes and Duties on Commodities and Services      | 1,23.07                                | 52.43              |
| <b>Total- (c) Taxes on Commodities and Services</b>          | <b>1,30,87.82</b>                      | <b>1,50,92.32</b>  |
| <b>Total- A. Tax Revenue</b>                                 | <b>2,04,32.96</b>                      | <b>2,42,05.97</b>  |
| <b>B. Non-Tax Revenue</b>                                    |  |                    |
| <b>(b) Interest Receipts, Dividends and Profits</b>          |  |                    |
| 0049 Interest Receipts                                       | 8,44.70                                | 5,07.25            |
| <b>Total- (b) Interest Receipts, Dividends and Profits</b>   | <b>8,44.70</b>                         | <b>5,07.25</b>     |

(a) Minus figure is due to recovery of excess release of State's share of net proceeds on the recommendation of the Eleventh Finance Commission.

NO. 1

## TRANSACTIONS

| Disbursements<br>Consolidated Fund  | <u>Actuals</u><br>(In lakhs of rupees) |                   |
|---|--|-------------------|
|   | 2003-2004                              | 2004-2005         |
| <b>EXPENDITURE HEADS (Revenue Account)</b>                                      |  |                   |
| <b>A. GENERAL SERVICES</b>  |  |                   |
| <b>(a) Organs of State</b>  |  |                   |
| 2011 Parliament/State/Union Territory Legislatures.                             | 4,96.16                                | 7,76.57           |
| 2012 President, Vice-President/Governor,<br>Administrator of Union Territories  | 1,08.80                                | 1,44.38           |
| 2013 Council of Ministers   | 8,15.52                                | 5,15.45           |
| 2014 Administration of Justice  | 1,15.96                                | 1,01.14           |
| 2015 Election   | 8,00.53                                | 20,41.06          |
| <b>Total- (a) Organs of State</b>   | <b>23,36.97</b>                        | <b>35,78.60</b>   |
| <b>(b) Fiscal Services</b>  |  |                   |
| <b>(ii) Collection of Taxes on Property and Capital Transactions</b>            |  |                   |
| 2029 Land Revenue   | 1,13.30                                | 1,14.82           |
| 2030 Stamps and Registration  | 5.13                                   | 11.96             |
| <b>Total- (ii) Collection of Taxes on Property and<br/>Capital Transactions</b> | <b>1,18.43</b>                         | <b>1,26.78</b>    |
| <b>(iii) Collection of Taxes on Commodities and Services</b>                    |  |                   |
| 2039 State Excise   | 1,67.87                                | 2,32.28           |
| <b>Total- (iii) Collection of Taxes on Commodities<br/>and Services</b>         | <b>1,67.87</b>                         | <b>2,32.28</b>    |
| <b>(iv) Other Fiscal Services</b>   |  |                   |
| 2047 Other Fiscal Services  | 34.71                                  | 29.74             |
| <b>Total- (iv) Other Fiscal Services</b>  | <b>34.71</b>                           | <b>29.74</b>      |
| <b>Total- (b) Fiscal Services</b>   | <b>3,21.01</b>                         | <b>3,88.80</b>    |
| <b>(c) Interest payment and servicing of Debt</b>                               |  |                   |
| 2048 Appropriation for reduction or avoidance of Debt                           | 6,30.00                                | 7,40.50           |
| 2049 Interest Payments  | 1,41,92.40                             | 1,46,89.88        |
| <b>Total- (c) Interest payment and servicing of<br/>Debt</b>                    | <b>1,48,22.40</b>                      | <b>1,54,30.38</b> |
| <b>(d) Administrative Services</b>  |  |                   |
| 2051 Public Service Commission  | 98.62                                  | 90.24             |
| 2052 Secretariat General Services   | 22,57.45                               | 23,68.14          |
| 2053 District Administration  | 37,75.71                               | 39,94.47          |

## STATEMENT

| Receipts   | <u>Actuals</u><br>(In lakhs of rupees) |                 |
|--|--|-----------------|
|  | 2003-2004                              | 2004-2005       |
| <b>Part - I</b>  |  |                 |
| <b>I - Revenue</b>   |  |                 |
| <b>RECEIPT HEADS (Revenue Account) –Contd.</b>                                     |  |                 |
| <b>B. Non-Tax Revenue- Contd.</b>  |  |                 |
| <b>(c) Other Non-Tax Revenue</b>   |  |                 |
| <b>(i) General Services</b>  |  |                 |
| 0051 Public Service commission   | 0.33                                   | 1.09            |
| 0055 Police  | 1,81.09                                | 83.41           |
| 0057 Supplies and Disposals  | ...                                    | @               |
| 0058 Stationery and Printing   | 0.51                                   | 5.55            |
| 0059 Public Works  | 1,90.14                                | 2,35.31         |
| 0070 Other Administrative Services   | 1,24.07                                | 1,50.88         |
| 0071 Contributions and Recoveries towards Pension and<br>Other Retirement Benefits | 24.78                                  | 38.63           |
| 0075 Miscellaneous General Services  | 15,63.73                               | 8,61.11         |
| <b>Total- (i) General Services</b>   | <b>20,84.65</b>                        | <b>13,75.98</b> |
| <b>(ii) Social Services</b>  |  |                 |
| 0202 Education, Sports, Art and Culture  | 1,52.76                                | 68.20           |
| 0210 Medical and Public Health   | 26.93                                  | 17.52           |
| 0211 Family Welfare  | ...                                    | (a)             |
| 0215 Water Supply and Sanitation   | 1,10.91                                | 1,07.30         |
| 0216 Housing   | 8.67                                   | 6.75            |
| 0217 Urban Development   | 2,11.14                                | 2,07.97         |
| 0220 Information and Publicity   | 1.23                                   | 4.20            |
| 0230 Labour and Employment   | 0.85                                   | 1.02            |
| 0235 Social Security and Welfare   | 10.42                                  | 10.42           |
| <b>Total- (ii) Social Services</b>   | <b>5,22.91</b>                         | <b>4,23.38</b>  |
| <b>(iii) Economic Services</b>   |  |                 |
| 0401 Crop Husbandry  | 1,98.99                                | 1,28.06         |
| 0403 Animal Husbandry  | 3,03.01                                | 50.01           |
| 0404 Dairy Development   | 1.55                                   | 3.02            |
| 0405 Fisheries   | 8.81                                   | 7.75            |
| 0406 Forestry and Wild Life  | 9,62.59                                | 10,52.84        |
| 0408 Food Storage and Warehousing  | 14.45                                  | 63.15           |
| 0425 Co-operation  | 1.76                                   | 10.14           |
| 0435 Other Agricultural Programmes   | 15.20                                  | 9.36            |

@ Rs.10/- only.

(a) Rs. 156/- only.



NO. 1-Contd.

| Disbursements<br>Consolidated Fund<br>-Contd.                             | <u>Actuals</u>    |                   |
|---|-------------------|-------------------|
|   | 2003-2004         | 2004-2005         |
| (In lakhs of rupees)  |                   |                   |
| <b>EXPENDITURE HEADS (Revenue Account)-Contd.</b>                         |                   |                   |
| <b>A. GENERAL SERVICES-Concl.</b>   |                   |                   |
| <b>(d) Administrative Services-Concl.</b>                                 |                   |                   |
| 2054 Treasury and Account Administration                                  | 4,14.72           | 4,53.77           |
| 2055 Police   | 85,28.59          | 1,08,43.37        |
| 2056 Jails  | 1.21              | ...               |
| 2058 Stationery and Printing  | 1,74.12           | 1,52.09           |
| 2059 Public Works   | 42,22.51          | 41,46.02          |
| 2070 Other Administrative Services  | 2,13.30           | 3,90.60           |
| <b>Total- (d) Administrative Services</b>                                 | <b>1,96,86.23</b> | <b>2,24,38.70</b> |
| <b>(e) Pensions and Miscellaneous General Services</b>                    |                   |                   |
| 2071 Pensions and Other Retirement Benefits                               | 65,93.05          | 70,33.50          |
| 2075 Miscellaneous General Services                                       | 59.87             | 31.86             |
| <b>Total- (e) Pensions and Miscellaneous General Services</b>             | <b>66,52.92</b>   | <b>70,65.36</b>   |
| <b>Total- A. GENERAL SERVICES</b>   | <b>4,38,19.53</b> | <b>4,89,01.84</b> |
| <b>B. SOCIAL SERVICES</b>   |                   |                   |
| <b>(a) Education, Sports, Art and Culture</b>                             |                   |                   |
| 2202 General Education  | 1,74,59.08        | 1,96,00.66        |
| 2204 Sports and Youth Services  | 3,38.74           | 3,42.98           |
| 2205 Art and Culture  | 4,90.41           | 4,89.90           |
| <b>Total- (a) Education, Sports, Art and Culture</b>                      | <b>1,82,88.23</b> | <b>2,04,33.54</b> |
| <b>(b) Health and Family Welfare</b>                                      |                   |                   |
| 2210 Medical and Public Health  | 63,58.36          | 72,93.60          |
| 2211 Family Welfare   | 3,93.06           | 4,13.59           |
| <b>Total- (b) Health and Family Welfare</b>                               | <b>67,51.42</b>   | <b>77,07.19</b>   |
| <b>(c) Water Supply, Sanitation, Housing and Urban Development</b>        |                   |                   |
| 2215 Water Supply and Sanitation  | 73,43.14          | 1,11,38.44        |
| 2216 Housing  | 13,16.43          | 11,37.19          |
| 2217 Urban Development  | 35.01             | 1,43.58           |
| <b>Total- (c) Water Supply, Sanitation, Housing and Urban Development</b> | <b>86,94.58</b>   | <b>1,24,19.21</b> |

## STATEMENT

| Receipts   | <u>Actuals</u><br>(In lakhs of rupees) |                    |
|--|--|--------------------|
|  | 2003-2004                              | 2004-2005          |
| <b>RECEIPT HEADS (Revenue Account) –Concl.</b>       |  | <b>Part - I</b>    |
|  |  | I - Revenue        |
| <b>B. Non-Tax Revenue-Concl.</b>                     |  |                    |
| (c) Other Non-Tax Revenue – Concl.                   |  |                    |
| (iii) Economic Services- Concl.                      |  |                    |
| 0506 Land Reforms                                    | 2.40                                   | 0.57               |
| 0515 Other Rural Development Programmes              | 1.25                                   | 2.72               |
| 0552 North Eastern Areas                             | ...                                    | 0.09               |
| 0575 Other Special Areas Programmes                  | ...                                    | @                  |
| 0702 Minor Irrigation                                | 0.96                                   | 68.57              |
| 0801 Power   | 33,62.00                               | 83,64.81           |
| 0802 Petroleum                                       | ...                                    | (a)                |
| 0851 Village and Small Industries                    | 49.99                                  | 1,53.47            |
| 0853 Non-ferrous Mining and Metallurgical Industries | 17,38.83                               | 28,25.96           |
| 0875 Other Industries                                | 12.92                                  | 13.67              |
| 1054 Roads and Bridges                               | ...                                    | 0.26               |
| 1055 Road Transport                                  | 6,83.27                                | 7,17.18            |
| 1275 Other Communication Services                    | 12,03.98                               | 12,01.59           |
| 1425 Other Scientific Research                       | 0.03                                   | ...                |
| 1452 Tourism   | 17.33                                  | 19.76              |
| 1456 Civil Supplies                                  | 10.90                                  | 6.59               |
| 1475 Other General Economic Services                 | 14.21                                  | 13.37              |
| <b>Total- (iii) Economic Services</b>                | <b>86,04.43</b>                        | <b>1,47,12.94</b>  |
| <b>Total- (c) Other Non-Tax Revenue</b>              | <b>1,12,11.99</b>                      | <b>1,65,12.30</b>  |
| <b>Total- B. Non-Tax Revenue</b>                     | <b>1,20,56.69</b>                      | <b>1,70,19.55</b>  |
| <b>C. Grants-in-aid and Contributions</b>            |  |                    |
| 1601 Grants-in-aid from Central Government           | 12,51,46.52                            | 10,89,58.21        |
| <b>Total- C. Grants-in-aid and Contributions</b>     | <b>12,51,46.52</b>                     | <b>10,89,58.21</b> |
| <b>Total - Receipt Heads (Revenue Account):</b>      | <b>15,76,36.17</b>                     | <b>15,01,83.73</b> |
| <b>REVENUE SURPLUS</b>                               | <b>1,84,46.51</b>                      | <b>...</b>         |
| <b>REVENUE DEFICIT</b>                               | <b>...</b>                             | <b>7, 80.48</b>    |

@ Rs. 100/- only.

(a) Rs. 125/- only.

NO. 1-Contd.

| Disbursements<br>Consolidated Fund<br>-Contd.       | <u>Actuals</u><br>(In lakhs of rupees) |                   |
|---|--|-------------------|
|   | 2003-2004                              | 2004-2005         |
| <b>EXPENDITURE HEADS (Revenue Account)- Contd.</b>  |  |                   |
| <b>B. SOCIAL SERVICES-Concl.</b>                    |  |                   |
| <b>(d) Information and Broadcasting</b>             |  |                   |
| 2220 Information and Publicity                      | 3,94.47                                | 3,54.84           |
| <b>Total- (d) Information and Broadcasting</b>      | <b>3,94.47</b>                         | <b>3,54.84</b>    |
| <b>(f) Labour and Labour Welfare</b>                |  |                   |
| 2230 Labour and Employment                          | 1,99.05                                | 2,49.72           |
| <b>Total- (f) Labour and Labour Welfare</b>         | <b>1,99.05</b>                         | <b>2,49.72</b>    |
| <b>(g) Social Welfare and Nutrition</b>             |  |                   |
| 2235 Social Security and Welfare                    | 24,57.60                               | 22,24.21          |
| 2236 Nutrition                                      | 10,60.10                               | 12,51.08          |
| 2245 Relief on Account of Natural Calamities        | 52,38.83                               | 23,53.00          |
| <b>Total- (g) Social Welfare and Nutrition</b>      | <b>87,56.53</b>                        | <b>58,28.29</b>   |
| <b>(h) Others</b>                                   |  |                   |
| 2250 Other Social Services                          | 19.43                                  | 13.28             |
| 2251 Secretariat Social Services                    | 2,24.10                                | 2,60.94           |
| <b>Total- (h) Others</b>                            | <b>2,43.53</b>                         | <b>2,74.22</b>    |
| <b>Total- B. SOCIAL SERVICES</b>                    | <b>4,33,27.81</b>                      | <b>4,72,67.01</b> |
| <b>C. ECONOMIC SERVICES</b>                         |  |                   |
| <b>(a) Agriculture and Allied Activities</b>        |  |                   |
| 2401 Crop Husbandry                                 | 37,14.04                               | 47,93.15          |
| 2402 Soil and Water Conservation                    | 11,35.22                               | 13,55.69          |
| 2403 Animal Husbandry                               | 20,39.18                               | 18,26.84          |
| 2404 Dairy Development                              | 44.41                                  | 55.20             |
| 2405 Fisheries                                      | 5,22.01                                | 4,50.98           |
| 2406 Forestry and Wild Life                         | 40,89.05                               | 41,09.06          |
| 2408 Food Storage and Warehousing                   | 88,30.30                               | 47,91.78          |
| 2415 Agricultural Research and Education            | 84.96                                  | 1,02.70           |
| 2425 Co-operation                                   | 2,92.52                                | 3,98.10           |
| 2435 Other Agricultural Programmes                  | 88.49                                  | 71.68             |
| <b>Total- (a) Agriculture and Allied Activities</b> | <b>2,08,40.18</b>                      | <b>1,79,55.18</b> |

STATEMENT

Actuals  
(In lakhs of rupees)

Receipts

RECEIPT HEADS (Revenue Account)

Part - I  
I - Revenue

NO. 1-Contd.

| Disbursements<br>Consolidated Fund<br>-Contd.<br>EXPENDITURE HEADS (Revenue Account) -Contd. | <u>Actuals</u><br>(In lakhs of rupees) |                   |
|--|--|-------------------|
|  | 2003-2004                              | 2004-2005         |
| <b>C. ECONOMIC SERVICES -Contd.</b>  |  |                   |
| <b>(b) Rural Development</b>   |  |                   |
| 2501 Special Programmes for Rural Development  | 6,65.26                                | 8,00.32           |
| 2505 Rural Employment  | 16,02.51                               | 8,75.49           |
| 2506 Land Reforms  | 2,72.92                                | 1,43.62           |
| 2515 Other Rural Development Programmes  | 11,99.56                               | 38,52.50          |
| <b>Total- (b) Rural Development</b>  | <b>37,40.25</b>                        | <b>56,71.93</b>   |
| <b>(c) Special Areas Programmes</b>  |  |                   |
| 2551 Hill Areas  | 2.98                                   | 2.63              |
| 2552 North Eastern Areas   | 1,10.93                                | 1,77.98           |
| 2575 Other Special Area Programmes   | 13,61.88                               | 14,19.32          |
| <b>Total- (c) Special Areas Programmes</b>   | <b>14,75.79</b>                        | <b>15,99.93</b>   |
| <b>(d) Irrigation and Flood Control</b>  |  |                   |
| 2701 Major and Medium Irrigation   | 39.87                                  | 40.00             |
| 2702 Minor Irrigation  | 38,18.37                               | 30,03.77          |
| 2705 Command Area Development  | 3,44.85                                | 2,00.00           |
| 2711 Flood Control and Drainage  | 17,54.32                               | 6,99.14           |
| <b>Total- (d) Irrigation and Flood Control</b>   | <b>59,57.41</b>                        | <b>39,42.91</b>   |
| <b>(e) Energy</b>  |  |                   |
| 2801 Power   | 23,44.90                               | 1,03,70.32        |
| 2810 Non-Conventional Sources of Energy  | 1,55.00                                | 1,85.00           |
| <b>Total- (e) Energy</b>   | <b>24,99.90</b>                        | <b>1,05,55.32</b> |
| <b>(f) Industry and Minerals</b>   |  |                   |
| 2851 Village and Small Industries  | 13,00.30                               | 12,55.84          |
| 2853 Non-ferrous Mining and Metallurgical Industries   | 60.78                                  | 79.37             |
| 2875 Other Industries  | 0.50                                   | 0.50              |
| 2885 Other Outlays on Industries and Minerals  | 2,25.49                                | 1,00.00           |
| <b>Total- (f) Industry and Minerals</b>  | <b>15,87.07</b>                        | <b>14,35.71</b>   |
| <b>(g) Transport</b>   |  |                   |
| 3053 Civil Aviation  | 94.20                                  | 96.82             |
| 3054 Roads and Bridges   | 49,84.39                               | 33,32.31          |

STATEMENT

Actuals  
(In lakhs of rupees)

Receipts  
RECEIPT HEADS (Revenue Account)

Part - I  
I - Revenue

NO. 1-Contd.

| Disbursements<br>Consolidated Fund<br>-Concl.         | <u>Actuals</u><br>(In lakhs of rupees) |                    |
|---|--|--------------------|
|   | 2003-2004                              | 2004-2005          |
| <b>EXPENDITURE HEADS (Revenue Account) –Concl.</b>    |  |                    |
| <b>C. ECONOMIC SERVICES- Concl.</b>                   |  |                    |
| <b>(g) Transport –Concl.</b>                          |  |                    |
| 3055 Road Transport                                   | 30,97.38                               | 24,29.03           |
| <b>Total- (g) Transport</b>                           | <b>81,75.97</b>                        | <b>58,58.16</b>    |
| <b>(h) Communications</b>                             |  |                    |
| 3275 Other Communication Services                     | 30,77.48                               | 23,08.34           |
| <b>Total- (h) Communications</b>                      | <b>30,77.48</b>                        | <b>23,08.34</b>    |
| <b>(i) Science, Technology and Environment</b>        |  |                    |
| 3425 Other Scientific Research                        | 31.88                                  | 24.96              |
| 3435 Ecology and Environment                          | 8.44                                   | 9.92               |
| <b>Total- (i) Science, Technology and Environment</b> | <b>40.32</b>                           | <b>34.88</b>       |
| <b>(j) General Economic Services</b>                  |  |                    |
| 3451 Secretariat-Economic Services                    | 31,33.55                               | 39,97.95           |
| 3452 Tourism  | 3,77.91                                | 2,80.33            |
| 3454 Census Surveys and Statistics                    | 3,71.18                                | 4,11.18            |
| 3456 Civil Supplies                                   | 6,05.89                                | 5,86.12            |
| 3475 Other General Economic Services                  | 1,59.42                                | 1,57.42            |
| <b>Total- (j) General Economic Services</b>           | <b>46,47.95</b>                        | <b>54,33.00</b>    |
| <b>Total- C. ECONOMIC SERVICES</b>                    | <b>5,20,42.32</b>                      | <b>5,47,95.36</b>  |
| <b>Total - Expenditure Heads (Revenue Account) :</b>  | <b>13,91,89.66</b>                     | <b>15,09,64.21</b> |

## STATEMENT

| Receipts  | Actuals<br>(In lakhs of rupees) |                    |
|---|---------------------------------|--------------------|
|   | 2003-2004                       | 2004-2005          |
| <b>PART -1</b>                                      |                                 |                    |
| <b>2. Capital , Public</b>                          |                                 |                    |
| <b>E. PUBLIC DEBT (B)</b>                           |                                 |                    |
| 6003 Internal debt of the State Government          | 1,89,79.46                      | 2,39,72.17         |
| 6004 Loans and Advances from the Central Government | 1,16,18.66                      | 71,14.38           |
| <b>Total- E. PUBLIC DEBT</b>                        | <b>3,05,98.12</b>               | <b>3,10,86.55</b>  |
| <b>F. LOANS AND ADVANCES (C)</b>                    |                                 |                    |
| Recoveries of Loans and Advances                    | 2,34.76                         | 2,61.24            |
| <b>Total- F. LOANS AND ADVANCES</b>                 | <b>2,34.76</b>                  | <b>2,61.24</b>     |
| <b>Total : Consolidated Fund</b>                    | <b>18,84,69.05</b>              | <b>18,15,31.52</b> |
| <b>PART - II</b>                                    |                                 |                    |
| 8000 Contingency Fund                               | ...                             | ...                |
| <b>Total Contingency Fund :</b>                     | ...                             | ...                |
| <b>PART - III</b>                                   |                                 |                    |
| <b>I. SMALL SAVINGS, PROVIDENT FUNDS ETC. (D)</b>   |                                 |                    |
| (a) National Small Savings Fund                     | 52,58.29                        | 41,21.00           |
| (b) State Provident Funds                           | 83,43.73                        | 87,64.09           |
| (c) Other Accounts                                  | 5,31.35                         | 5,21.46            |
| <b>Total I. SMALL SAVINGS, PROVIDENT FUNDS ETC.</b> | <b>1,41,33.37</b>               | <b>1,34,06.55</b>  |
| <b>J. RESERVE FUNDS</b>                             |                                 |                    |
| (b) Reserve Funds not Bearing Interest              | 72,14.37                        | 15,40.79           |
| <b>Total J. RESERVE FUNDS</b>                       | <b>72,14.37</b>                 | <b>15,40.79</b>    |
| <b>K. DEPOSITS AND ADVANCES</b>                     |                                 |                    |
| (b) Deposits not Bearing Interest                   | 1,04,41.46                      | 61,09.27           |
| (c) Advances  | 32,24.64                        | 29,78.02           |
| <b>Total K. DEPOSITS AND ADVANCES</b>               | <b>1,36,66.10</b>               | <b>90,87.29</b>    |
| <b>L. SUSPENSE AND MISCELLANEOUS</b>                |                                 |                    |
| (b) Suspense  | (-) 3,33,11.34                  | 47,08.53           |
| (c) Other Accounts                                  | 44,93,14.02                     | 24,86,97.17        |
| <b>Total L. SUSPENSE AND MISCELLANEOUS</b>          | <b>41,60,02.68</b>              | <b>25,34,05.70</b> |



## NO. 1 - Contd.

| Disbursements  | Actuals              |                    |
|--|----------------------|--------------------|
|  | (In lakhs of rupees) |                    |
| Consolidated Fund –Concltd.                          | 2003-2004            | 2004-2005          |
| Debt, Loans, etc.                                    |                      |                    |
| Expenditure Heads (Capital Account) (A)              | 4,33,34.93           | 3,75,07.09         |
| <b>E. PUBLIC DEBT (B)</b>                            |                      |                    |
| 6003 Internal debt of the State Government           | 19,75.71             | 1,26,88.81         |
| 6004 Loans and Advances from the Central Government  | 1,87,10.86           | 26,61.66           |
| <b>Total- E. PUBLIC DEBT</b>                         | <b>2,06,86.57</b>    | <b>1,53,50.47</b>  |
| <b>F. LOANS AND ADVANCES (C)</b>                     |                      |                    |
| Loans and advance                                    | 3,50.43              | 5,96.64            |
| <b>Total- F. LOANS AND ADVANCES</b>                  | <b>3,50.43</b>       | <b>5,96.64</b>     |
| <b>Total Consolidated Fund</b>                       | <b>20,35,61.59</b>   | <b>20,44,18.41</b> |
| Contingency Fund                                     |                      |                    |
| 8000 Contingency Fund                                | ...                  | ...                |
| Total Contingency fund:                              | ...                  | ...                |
| Public Account                                       |                      |                    |
| <b>I. SMALL SAVINGS, PROVIDENT FUNDS ETC. (D)</b>    |                      |                    |
| (a) National Small Savings Fund                      | ...                  | ...                |
| (b) State Provident Funds                            | 47,05.67             | 50,10.51           |
| (c) Other Accounts                                   | 1,92.47              | 2,04.50            |
| <b>Total- I. SMALL SAVINGS, PROVIDENT FUNDS ETC.</b> | <b>48,98.14</b>      | <b>52,15.01</b>    |
| <b>J. RESERVE FUNDS</b>                              |                      |                    |
| (b) Reserve Funds not Bearing Interest               | 2,58.00              | 4,00.00            |
| <b>Total- J. RESERVE FUNDS</b>                       | <b>2,58.00</b>       | <b>4,00.00</b>     |
| <b>K. DEPOSITS AND ADVANCES</b>                      |                      |                    |
| (b) Deposits not Bearing Interest                    | 1,07,16.98           | 59,04.57           |
| (c) Advances   | 31,62.40             | 36,71.58           |
| <b>Total- K. DEPOSITS AND ADVANCES</b>               | <b>1,38,79.38</b>    | <b>95,76.15</b>    |
| <b>L. SUSPENSE AND MISCELLANEOUS</b>                 |                      |                    |
| (b) Suspense   | (-) 1,60,84.22       | 8,47.90            |
| (c) Other Accounts                                   | 44,01,80.52          | 24,81,01.06        |
| <b>Total- L. SUSPENSE AND MISCELLANEOUS</b>          | <b>42,40,96.30</b>   | <b>24,89,48.96</b> |

(A) A more detailed account is given in Statement No. 13.

(B) A more detailed account is given in Statement No. 17 and its annexure.

(C) A more detailed account is given in Statement No. 18.

(D) A more detailed account is given in Statement No. 17.

## STATEMENT

| Receipts | Actuals<br>(In lakhs of rupees) |           |
|----------|---------------------------------|-----------|
|          | 2003-2004                       | 2004-2005 |

**M. REMITTANCES (E)****PART - III**

|  |                    |                    |
|--|--------------------|--------------------|
| (a) Money Orders, and other Remittances  | 9,41,05.74         | 9,25,41.69         |
| (b) Inter- Government Adjusting Account  | 1.15               | 0.07               |
| <b>Total M. REMITTANCES</b>              | <u>9,41,06.89</u>  | <u>9,25,41.76</u>  |
| <b>Total Part-III Public Account:</b>    | <u>54,51,23.41</u> | <u>36,99,82.09</u> |
| <b>Total : Receipt Part I,II and III</b> | <u>73,35,92.46</u> | <u>55,15,13.61</u> |

**N. Cash Balance**

|                             |                     |                       |
|-----------------------------|---------------------|-----------------------|
| <b>Opening cash Balance</b> | <u>(-) 79,23.46</u> | <u>(-) 1,50,49.38</u> |
| <b>Grand Total :</b>        | <u>72,56,69.00</u>  | <u>53,64,64.23</u>    |

---

(E) A more detailed account is given in statement No.16.

## NO. 1 - Contd.

| Disbursement                                  | <u>Actuals</u>       |                          |
|---|----------------------|--------------------------|
|   | (In lakhs of rupees) |                          |
|   | 2003-2004            | 2004-2005                |
| <b>Public Account –Concl.</b>                 |                      |                          |
| <b>M. REMITTANCES (E)</b>                     |                      |                          |
| (a) Money Orders, and other Remittances       | 9,40,23.97           | 9,26,42.95               |
| (b) Inter- Government Adjusting Account       | 1.00                 | 0.25                     |
| <b>Total- M. REMITTANCES</b>                  | <b>9,40,24.97</b>    | <b>9,26,43.20</b>        |
| <b>Part-III Public Account:</b>               | <b>53,71,56.79</b>   | <b>35,67,83.32</b>       |
| <b>Total : Disbursement Part I,II and III</b> | <b>74,07,18.38</b>   | <b>56,12,01.73</b>       |
| <b>N. Cash Balance</b>                        |                      |                          |
| <b>Closing cash Balance</b>                   | <b>(-)1,50,49.38</b> | <b>(-) 2,47,37.50(A)</b> |
| <b>Grand Total :</b>                          | <b>72,56,69.00</b>   | <b>53,64,64.23</b>       |

(A) Please see footnote (a) at page 40 of Statement No.7.

## STATEMENT NO. 1-Contd.

## EXPLANATORY NOTES

**1. Receipts from the Government of India:-**

The revenue receipt of Rs. 15,01,83.73 lakhs during the year 2004-2005 include Rs. 12,81,53.21 lakhs received from the Government of India as shown below (receipts from Government of India in the year 2003-2004 was Rs. 14,12,06.52 lakhs):-

|   | 2003-2004            | 2004-2005   |
|---|----------------------|-------------|
|   | (In lakhs of rupees) |             |
| (i) Share of net proceeds of the divisible Union Taxes :-                             |                      |             |
| (a) Taxes on Income Other than Corporation Tax  | 25,96.00             | 35,17.00    |
| <br>  |                      |             |
| (b) Share of net proceeds assigned to states  | 1,34,64.00           | 1,56,78.00  |
| <br>  |                      |             |
| Total (i)   | 1,60,60.00           | 1,91,95.00  |
| <br>  |                      |             |
| (ii) Grants under proviso to Art 275 (i) of the Constitution                          | 2,51,34.55           | 2,52,42.72  |
| <br>  |                      |             |
| (iii) Block Grants  | 7,91,93.76           | 5,96,72.40  |
| <br>  |                      |             |
| (iv) Other Grants (for details please refer to Major Head '1601' in Statement No .11) | 2,08,18.21           | 2,40,43.09  |
| <br>  |                      |             |
| Total   | 14,12,06.52          | 12,81,53.21 |

**2. New Measures of Taxation during the year:-** No new taxes has been imposed during the year.

**STATEMENT NO. 1 -Contd.**  
**EXPLANATORY NOTES -Contd.**

**3. Revenue Receipts :**

The decrease of Rs 74,52.44 lakhs in revenue from Rs.15,76,36.17 lakhs in 2003-2004 to Rs. 15,01,83.73 lakhs in 2004-2005 was mainly under the following heads :-

| Sl No | Major Head of Account                                   | Actuals                |             | Decrease   | Reasons   |
|-------|---|------------------------|-------------|------------|---|
|       |   | 2003-2004              | 2004-2005   |            |   |
|       |   | ( In lakhs of rupees ) |             |            |   |
| 1     | 0029 Land Revenue                                       | 3,56.74                | 76.45       | 2,80.29    | Due to decrease under Other Receipts.                               |
| 2     | 0045 Other Taxes and Duties on commodities and Services | 1,23.07                | 52.43       | 70.64      | Due to less receipts of States' share of net proceeds.              |
| 3     | 0049 Interest Receipts                                  | 8,44.70                | 5,07.25     | 3,37.45    | Due to less interest realised under investment of Cash Balance.     |
| 4     | 0055 Police   | 1,81.09                | 83.41       | 97.68      | Due to decrease under Other Receipts.                               |
| 5     | 0075 Miscellaneous General Services                     | 15,63.73               | 8,61.11     | 7,02.62    | Due to decrease under Other Receipts.                               |
| 6     | 0202 Education, Sports, Art and Culture                 | 1,52.76                | 68.20       | 84.56      | Due to decrease under Other Receipts.                               |
| 7     | 0401 Crop Husbandry                                     | 1,98.99                | 1,28.06     | 70.93      | Due to decrease under Other Receipts.                               |
| 8     | 0403 Animal Husbandry                                   | 3,03.01                | 50.01       | 2,53.00    | Due to decrease under Other Receipts.                               |
| 9     | 1601 Grants-in-aid from Central Government              | 12,51,46.52            | 10,89,58.21 | 1,61,88.31 | Due to less receipts of Grants-in-aid from the Government of India. |

**STATEMENT NO. 1 Contd.**  
**EXPLANATORY NOTES -Contd.**

4. The decrease shown in serial No 3 was partly offset by increase mainly under the following heads.

| Sl No | Major Head of Account                           | Actuals                |           | Increase | Reasons  |
|-------|---|------------------------|-----------|----------|--|
|       |   | 2003-2004              | 2004-2005 |          |  |
|       |   | ( In lakhs of rupees ) |           |          |  |
| 1.    | 0020 Corporation Tax                            | 43,57.00               | 54,63.00  | 11,06.00 | Due to more receipts under 'Share of net proceeds assigned to States'. |
| 2.    | 0021 Taxes on Income Other than Corporation Tax | 25,96.00               | 35,17.00  | 9,21.00  | Due to more receipts under 'Share of net proceeds assigned to States'. |
| 3.    | 0030 Stamps and Registration Fees               | 31.40                  | 46.20     | 14.80    | Due to more receipts under Sale of Stamps (Judicial).                  |
| 4.    | 0037 Customs                                    | 34,27.00               | 38,55.00  | 4,28.00  | Due to more receipts under 'Share of net proceeds assigned to States'. |
| 5.    | 0038 Union Excise Duties                        | 50,09.00               | 53,40.00  | 3,31.00  | Due to more receipts under 'Share of net proceeds assigned to States'. |
| 6.    | 0039 State Excise                               | 15,41.97               | 17,79.49  | 2,37.52  | Due to more receipts under Other Receipts.                             |
| 7.    | 0040 Taxes on Sales, Trades etc.                | 21,79.33               | 28,24.96  | 6,45.63  | Due to more receipts under Other Receipts.                             |
| 8.    | 0044 Service Tax                                | 6,05.00                | 10,19.00  | 4,14.00  | Due to more receipts under 'Share of net proceeds assigned to States'. |
| 9.    | 0059 Public Works                               | 1,90.14                | 2,35.31   | 45.17    | Due to more receipts of Other Receipts under office buildings.         |

## STATEMENT NO. 1 Contd.

## EXPLANATORY NOTES -Contd.

| SI No | Major Head of Account                                | Actuals                |           | <u>Increase</u> | <u>Reasons</u>   |
|-------|--|------------------------|-----------|-----------------|--|
|       |  | 2003-2004              | 2004-2005 |                 |  |
|       |  | ( In lakhs of rupees ) |           |                 |  |
| 10.   | 0070 Other Administrative Services                   | 1,24.07                | 1,50.88   | 26.81           | Due to more receipts under Other Services.                       |
| 11.   | 0406 Forestry and Wild Life                          | 9,62.59                | 10,52.84  | 90.25           | Due to more receipts under Forest plantation and Other Receipts. |
| 12.   | 0801 Power   | 33,62.00               | 83,64.81  | 50,02.80        | Due to more receipts under Other Receipts.                       |
| 13.   | 0851 Village and Small Industries                    | 49.99                  | 1,53.47   | 1,03.48         | Due to more receipts under Other Receipts.                       |
| 14.   | 0853 Non-ferrous Mining and Metallurgical Industries | 17,38.83               | 28,25.96  | 10,87.13        | Due to more receipts under Other Receipts.                       |

## STATEMENT NO.1- Contd.

## EXPLANATORY NOTES -Contd.

## 5. Expenditure on Revenue Account-

Expenditure on Revenue Account : In 2004-2005 the expenditure on revenue account (Rs.15,09,64.21 lakhs) increased by Rs.1,17,72.84 lakhs over that in 2003-2004 (Rs.13,91,89.66 lakhs). The increase was mainly under the following heads :-

| Sl No | Major Head of Account                                 | Actuals                             |            | Increase | Reasons  |
|-------|---|-------------------------------------|------------|----------|--|
|       |   | 2003-2004<br>( In lakhs of rupees ) | 2004-2005  |          |  |
| 1     | 2015 Election   | 8,00.53                             | 20,41.06   | 12,40.53 | Due to more expenditure under printing of Electoral rolls and charges for conduct of election.                               |
| 2     | 2039 State Excise                                     | 1,67.87                             | 2,32.28    | 64.41    | Due to more expenditure under 'Direction and Administration'.  |
| 3     | 2048 Appropriation for reduction or avoidance of debt | 6,30.00                             | 7,40.50    | 1,10.50  | Due to more contribution under Sinking Fund.   |
| 4     | 2049 Interest Payments                                | 1,41,92.40                          | 1,46,89.88 | 4,97.48  | Due to more expenditure under Interest on Market Loans, Interest on Small Saving, Provident Funds etc and other obligations. |
| 5     | 2052 Secretariat General Services                     | 22,57.45                            | 23,68.14   | 1,10.69  | Due to more expenditure under Secretariat and attached offices.  |
| 6     | 2053 District Administration                          | 37,75.71                            | 39,94.47   | 2,18.76  | Due to more expenditure under other Establishment and other Expenditure.   |
| 7     | 2055 Police   | 85,28.59                            | 1,08,43.37 | 23,14.78 | Due to more expenditure under Direction and Administration, Special Police, District Police, Welfare of Police               |



## STATEMENT NO.1 Contd.

## EXPLANATORY NOTES -Contd.

| Sl No | Major Head of Account                       | Actuals                             |            | Increase | Reasons  |
|-------|---|-------------------------------------|------------|----------|--|
|       |   | 2003-2004<br>( In lakhs of rupees ) | 2004-2005  |          |  |
| 8     | 2070 Other Administrative Services          | 2,13.30                             | 3,90.60    | 1,77.30  | Personnel, Wireless and Computer and Modernisation of Police Force. Due to more expenditure under Fire Protection and Control and Other Expenditure. |
| 9     | 2071 Pensions and Other Retirement Benefits | 65,93.05                            | 70,33.50   | 4,40.45  | Due to more expenditure under Superannuation and Retirement allowances, gratuities.  |
| 10    | 2202 General Education                      | 1,74,59.08                          | 1,96,00.66 | 21,41.58 | Due to more expenditure under Elementary Education, University and Higher Education and General.   |
| 11    | 2210 Medical and Public Health              | 63,58.36                            | 72,93.60   | 9,35.24  | Due to more expenditure under Rural Health and Public health.  |
| 12    | 2215 Water Supply and Sanitation            | 73,43.14                            | 1,11,38.44 | 37,95.30 | Due to more expenditure under Water Supply and Sewerage and Sanitation.  |
| 13    | 2217 Urban Development                      | 35.01                               | 1,43.58    | 1,08.57  | Due to more expenditure under 'Direction and Administration' and Assistance to   |

## STATEMENT NO.1- Contd.

## EXPLANATORY NOTES -Contd.

| SI No | Major Head of Account                         | Actuals                |           | Increase | Reasons  |
|-------|---|------------------------|-----------|----------|--|
|       |   | 2003-2004              | 2004-2005 |          |  |
|       |   | ( In lakhs of rupees ) |           |          |  |
|       |   |                        |           |          | Local Bodies, Corporation, Urban Development Authorities Town Improvement Boards etc.                                |
| 14    | 2230 Labour and Employment                    | 1,99.05                | 2,49.72   | 50.67    | Due to more expenditure under Employment Service and Training.   |
| 15    | 2236 Nutrition                                | 10,60.10               | 12,51.08  | 1,90.98  | Due to more expenditure under distribution of Nutritious food and beverages.   |
| 16    | 2401 Crop Husbandry                           | 37,14.04               | 47,93.15  | 10,79.11 | Due to more expenditure under Direction and Administration, Plant Protection and 'Other Expenditure'.                |
| 17    | 2402 Soil and Water Conservation              | 11,35.22               | 13,55.69  | 2,20.47  | Due to more expenditure under Direction and Administration.  |
| 18    | 2501 Special Programmes for Rural Development | 6,65.26                | 8,00.32   | 1,35.06  | Due to more expenditure under Integrated Rural Development Programme and Integrated Rural Energy Planning Programme. |
| 19    | 2515 Other Rural Development Programmes       | 11,99.56               | 38,52.50  | 26,52.94 | Due to more expenditure under Direction and Administration   |

## STATEMENT NO.1 - Contd.

## EXPLANATORY NOTES -Contd.

| Sl No                  | Major Head of Account                   | Actuals   |            | <u>Increase</u> | <u>Reasons</u>   |
|------------------------|---|-----------|------------|-----------------|--|
|                        |   | 2003-2004 | 2004-2005  |                 |  |
| ( In lakhs of rupees ) |   |           |            |                 |  |
| 20                     | 2552 North Eastern Areas                | 1,10.93   | 1,77.98    | 67.05           | Due to more expenditure under 'Other Expenditure'.   |
| 21                     | 2575 Other Special Area Programmes      | 13,61.88  | 14,19.32   | 57.44           | Due to more expenditure under Tribal areas - Direction and Administration and Other Expenditure. |
| 22                     | 2801 Power                              | 23,44.90  | 1,03,70.32 | 80,25.42        | Due to more expenditure under Purchase of Power and Machinery and Equipment.                     |
| 23                     | 2810 Non-Conventional Sources of Energy | 1,55.00   | 1,85.00    | 30.00           | Due to more expenditure under Other Expenditure.   |
| 24                     | 3451 Secretariat-Economic Services      | 31,33.55  | 39,97.95   | 8,64.40         | Due to more expenditure under District Planning Machinery.                                       |
| 25                     | 3454 Census, Surveys and Statistics     | 3,71.18   | 4,11.18    | 40.00           | Due to more expenditure under Direction and Administration, 'Other Expenditure'.                 |

## STATEMENT NO. 1- Contd.

## EXPLANATORY NOTES -Contd.

6. The above increase was partly offset by decrease mainly under the following heads :-

| Sl No | Major Head of Account                        | Actuals                             |           | Decrease | Reasons  |
|-------|--|-------------------------------------|-----------|----------|--|
|       |  | 2003-2004<br>( In lakhs of rupees ) | 2004-2005 |          |  |
| 1     | 2013 Council of Ministers                    | 8,15.52                             | 5,15.45   | 3,00.07  | Due to decrease under 'Tour Expenses' and Other Expenditure.   |
| 2     | 2059 Public Works                            | 42,22.51                            | 41,46.02  | 76.49    | Due to decrease under Maintenance and Repairs.   |
| 3     | 2216 Housing                                 | 13,16.43                            | 11,37.19  | 1,79.24  | Due to decrease under 'Government Residential Buildings', 'Urban Housing' and 'Rural Housing' (Other Expenditure). |
| 4     | 2235 Social Security and Welfare             | 24,57.60                            | 22,24.21  | 2,33.39  | Due to decrease under 'Rehabilitation' and Other Social Security and Welfare Programme.                            |
| 5     | 2245 Relief on Account of Natural Calamities | 52,38.83                            | 23,53.00  | 28,85.83 | Due to decrease under 'General (Other expenditure)   |
| 6     | 2403 Animal Husbandry                        | 20,39.18                            | 18,26.84  | 2,12.34  | Due to decrease under Cattle and Buffalo development and 'Extension and Training'.                                 |
| 7     | 2408 Food Storage and Warehousing            | 88,30.30                            | 47,91.78  | 40,38.52 | Due to decrease under Food Subsidies and 'Direction and Administration'.   |
| 8     | 2505 Rural Employment                        | 16,02.51                            | 8,75.49   | 7,27.02  | Due to decrease under 'Jawahar Gram Samriddhi Yojana'.   |

## STATEMENT NO. 1- Concl'd.

## EXPLANATORY NOTES – Concl'd.

| Sl No | Major Head of Account                         | Actuals                |           | Decrease | Reasons   |
|-------|---|------------------------|-----------|----------|---|
|       |   | 2003-2004              | 2004-2005 |          |   |
|       |   | ( In lakhs of rupees ) |           |          |   |
| 9     | 2506 Land Reforms                             | 2,72.92                | 1,43.62   | 1,29.30  | Due to decrease under 'Other Expenditure'.  |
| 10    | 2702 Minor Irrigation                         | 38,18.37               | 30,03.77  | 8,14.60  | Due to decrease under Ground Water (Other Expenditure) and General (Other Expenditure). |
| 11    | 2705 Command Area Development                 | 3,44.85                | 2,00.00   | 1,44.85  | Due to decrease under Other Expenditure.  |
| 12    | 2711 Flood Control and Drainage               | 17,54.32               | 6,99.14   | 10,55.18 | Due to decrease under Other Expenditure.  |
| 13    | 2885 Other Outlays on Industries and Minerals | 2,25.49                | 1,00.00   | 1,25.49  | Due to no Subsidies as well as less expenditure under Other Expenditure.                |
| 14    | 3054 Roads and Bridges                        | 49,84.39               | 33,32.31  | 16,52.08 | Due to decrease under Maintenance and Repairs, Road works and Other Expenditure         |
| 15    | 3055 Road Transport                           | 30,97.38               | 24,29.03  | 6,68.35  | Due to decrease under Other Expenditure.  |
| 16    | 3275 Other Communication Services             | 30,77.48               | 23,08.34  | 7,69.14  | Due to decrease under other Expenditure.  |

## STATEMENT NO. 2

## CAPITAL OUTLAY OUTSIDE THE REVENUE ACCOUNT

(i) Progressive Capital Outlay to end of 2004-2005

| Serial No.   | Major head of account                                     | Expenditure upto 2003-2004 | Expenditure during 2004-2005 | Total      |
|--|---|----------------------------|------------------------------|------------|
| (In lakhs of rupees)   |   |                            |                              |            |
| <b>A. Capital Account of General Services</b>  |   |                            |                              |            |
| 1.   | 4047 Capital Outlay on other Fiscal Services              | 3.16                       | ...                          | 3.16       |
| 2.   | 4055 Capital Outlay on Police                             | 44,09.08                   | 3,31.63                      | 47,40.71   |
| 3.   | 4058 Capital Outlay on Stationery and Printing            | 1,31.82                    | 24.61                        | 1,56.43    |
| 4.   | 4059 Capital Outlay on Public Works                       | 1,90,30.60                 | 10,17.44                     | 2,00,48.04 |
| 5.   | 4070 Capital Outlay on Other Administrative Services      | 7,41.35(*)                 | 78.91                        | 8,20.26    |
| 6.   | 4075 Capital Outlay on Miscellaneous General Services     | 9.54                       | ...                          | 9.54       |
| Total - A. Capital Account of General Services   |   | 2,43,25.55(*)              | 14,52.59                     | 2,57,78.14 |
| <b>B. Capital Account of Social Services</b>   |   |                            |                              |            |
| (a) Capital Account of Education, Sports, Art and Culture                              |   |                            |                              |            |
| 7.   | 4202 Capital Outlay on Education, Sports, Art and Culture | 2,30,46.87                 | 19,57.51                     | 2,50,04.38 |
| Total - (a) Capital Account of Education, Sports, Art and Culture                      |   | 2,30,46.87                 | 19,57.51                     | 2,50,04.38 |
| (b) Capital Account of Health and Family Welfare                                       |   |                            |                              |            |
| 8.   | 4210 Capital Outlay on Medical and Public Health          | 69,03.84                   | 16,93.40                     | 85,97.24   |
| 9.   | 4211 Capital Outlay on Family Welfare                     | 26.93                      | ...                          | 26.93      |
| Total - (b) Capital Account of Health and Family Welfare                               |   | 69,30.77                   | 16,93.40                     | 86,24.17   |
| (c) Capital Account of Water Supply, Sanitation, Housing and Urban Development         |   |                            |                              |            |
| 10.  | 4215 Capital Outlay on Water Supply and Sanitation        | 1,13,82.27                 | 19,03.56                     | 1,32,85.83 |
| 11.  | 4216 Capital Outlay on Housing                            | 2,16,72.48                 | 6,07.25                      | 2,22,79.73 |
| 12.  | 4217 Capital Outlay on Urban Development                  | 32,68.01                   | 4,44.65                      | 37,12.66   |
| Total - (c) Capital Account of Water Supply, Sanitation, Housing and Urban Development |   | 3,63,22.76                 | 29,55.46                     | 3,92,78.22 |
| (d) Capital Account of Information and Broadcasting                                    |   |                            |                              |            |
| 13.  | 4220 Capital Outlay on Information and Publicity          | 1,90.31                    | 10.97                        | 2,01.28    |
| Total - (d) Capital Account of Information and Broadcasting                            |   | 1,90.31                    | 10.97                        | 2,01.28    |
| (g) Capital Account of Social Welfare and Nutrition                                    |   |                            |                              |            |
| 14.  | 4235 Capital Outlay on Social Security and Welfare        | 19,22.48                   | 4,34.23                      | 23,56.71   |
| Total - (g) Capital Account of Social Welfare and Nutrition                            |   | 19,22.48                   | 4,34.23                      | 23,56.71   |
| (h) Capital Account of Others Social Services  |   |                            |                              |            |
| 15.  | 4250 Capital Outlay on other Social Services              | 6,95.84                    | 1,37.96                      | 8,33.80    |
| Total - (h) Capital Account of Others Social Services                                  |   | 6,95.84                    | 1,37.96                      | 8,33.80    |
| Total - B. Capital Account of Social Services  |   | 6,91,09.03                 | 71,89.53                     | 7,62,98.56 |

(\*) Difference of Rs. 0.01 lakh with last year's closing balance is due to rounding.

31  
STATEMENT NO. 2- Contd.

(i) Progressive Capital Outlay to end of 2004-2005-Contd.

| Serial No.   | Major head of account                                      | Expenditure upto 2003-2004 | Expenditure during 2004-2005 | Total      |
|--|--|----------------------------|------------------------------|------------|
| (In lakhs of rupees)   |  |                            |                              |            |
| <b>C. Capital Account of Economic Services</b>                   |  |                            |                              |            |
| <b>(a) Capital Account of Agriculture and Allied Activities</b>  |  |                            |                              |            |
| 16.  | 4401 Capital Outlay on Crop Husbandry                      | 29,39.54                   | 1,66.97                      | 31,06.51   |
| 17.  | 4402 Capital Outlay on Soil and Water Conservation         | 12,18.17                   | 4.07                         | 12,22.24   |
| 18.  | 4403 Capital Outlay on Animal Husbandry                    | 13,22.34                   | 1,28.84                      | 14,51.18   |
| 19.  | 4404 Capital Outlay on Dairy Development                   | 64.79                      | 1.41                         | 66.20      |
| 20.  | 4405 Capital Outlay on Fisheries                           | 2,83.61                    | 2.00                         | 2,85.61    |
| 21.  | 4406 Capital Outlay on Forestry and Wild Life              | 11,99.04                   | 10.00                        | 12,09.04   |
| 22.  | 4408 Capital Outlay on Food, Storage and Warehousing       | 1,26.48                    | 69.03                        | 1,95.51    |
| 23.  | 4415 Capital Outlay on Agricultural Research and Education | 5,02.55                    | 10.08                        | 5,12.63    |
| 24.  | 4416 Investments in Agricultural Financial Institution     | 46.62                      | ...                          | 46.62      |
| 25.  | 4425 Capital Outlay on Co-operation                        | 7,99.23                    | 91.46                        | 8,90.69    |
| 26.  | 4435 Capital Outlay on Other Agricultural Programmes       | 8.80                       | ...                          | 8.80       |
| Total - (a) Capital Account of Agriculture and Allied Activities |  | 85,11.17                   | 4,83.86                      | 89,95.03   |
| <b>(b) Capital Account of Rural Development</b>                  |  |                            |                              |            |
| 27.  | 4515 Capital Outlay on other Rural Development Programmes  | 18,19.95(a)                | 4.00                         | 18,23.95   |
| Total - (b) Capital Account of Rural Development                 |  | 18,19.95(a)                | 4.00                         | 18,23.95   |
| <b>(c) Capital Account of Special Areas Programmes</b>           |  |                            |                              |            |
| 28.  | 4552 Capital Outlay on North Eastern Areas                 | 1,92,30.64                 | 31,58.07                     | 2,23,88.71 |
| 29.  | 4575 Capital Outlay on other Special Areas Programmes      | 15,69.50                   | 5,59.98                      | 21,29.48   |
| Total - (c) Capital Account of Special Areas Programmes          |  | 2,08,00.14                 | 37,18.05                     | 2,45,18.19 |
| <b>(d) Capital Account of Irrigation and Flood Control</b>       |  |                            |                              |            |
| 30.  | 4701 Capital Outlay on Medium Irrigation                   | 1,82.49                    | ...                          | 1,82.49    |
| 31.  | 4702 Capital Outlay on Minor Irrigation                    | 24,36.58                   | 11.00                        | 24,47.58   |
| 32.  | 4711 Capital Outlay on Flood Control Projects              | 56,99.08                   | 3,74.99                      | 60,74.07   |
| Total - (d) Capital Account of Irrigation and Flood Control      |  | 83,18.15                   | 3,85.99                      | 87,04.14   |

(a) Difference of Rs. 0.01 lakh with last year's closing balance is due to rounding.

## STATEMENT NO. 2- Concl'd.

(i) Progressive Capital Outlay to end of 2004-2005-Concl'd.

| Serial No.  | Major head of account  | Expenditure upto 2003-2004 | Expenditure during 2004-2005 | Total       |
|---|--|----------------------------|------------------------------|-------------|
| (In lakhs of rupees)  |  |                            |                              |             |
| C. Capital Account of Economic Services- Concl'd.                 |  |                            |                              |             |
| (e) Capital Account of Energy                                     |  |                            |                              |             |
| 33.   | 4801 Capital Outlay on Power Projects                                  | 12,31,34.36                | 1,49,41.12                   | 13,80,75.48 |
| 34.   | 4810 Capital Outlay on Non-Conventional Sources of Energy              | 8.24                       | ...                          | 8.24        |
| Total - (e) Capital Account of Energy                             |  | 12,31,42.60                | 1,49,41.12                   | 13,80,83.72 |
| (f) Capital Account of Industry and Minerals                      |  |                            |                              |             |
| 35.   | 4851 Capital Outlay on Village and Small Industries                    | 11,05.20                   | 0.74                         | 11,05.94    |
| 36.   | 4852 Capital Outlay on Iron and Steel Industries                       | 5.00                       | 4.33                         | 9.33        |
| 37.   | 4853 Capital Outlay on Non-ferrous Mining and Metallurgical Industries | 3,00.09                    | 5.00                         | 3,05.09     |
| 38.   | 4875 Capital Outlay on other Industries                                | 1,41.50                    | 5.00                         | 1,46.50     |
| 39.   | 4885 Capital Outlay on Industries and Minerals                         | 3,29.34                    | ...                          | 3,29.34     |
| Total - (f) Capital Account of Industry and Minerals              |  | 18,81.13                   | 15.07                        | 18,96.20    |
| (g) Capital Account of Transport                                  |  |                            |                              |             |
| 40.   | 5053 Capital Outlay on Civil Aviation                                  | 40,17.72                   | 1,53.00                      | 41,70.72    |
| 41.   | 5054 Capital Outlay on Roads and Bridges                               | 14,05,58.62                | 81,23.15                     | 14,86,81.77 |
| 42.   | 5055 Capital Outlay on Road Transport                                  | 49,51.73                   | 3,15.33                      | 52,67.06    |
| Total - (g) Capital Account of Transport                          |  | 14,95,28.07                | 85,91.48                     | 15,81,19.55 |
| (i) Capital Account of Science Technology and Environment         |  |                            |                              |             |
| 43.   | 5425 Capital Outlay on Other Scientific and Environmental Research     | 39.56                      | ...                          | 39.56       |
| Total - (i) Capital Account of Science Technology and Environment |  | 39.56                      | ...                          | 39.56       |
| (j) Capital Account of General Economic Services                  |  |                            |                              |             |
| 44.   | 5452 Capital Outlay on Tourism   | 13,28.05                   | 7,12.79                      | 20,40.84    |
| 45.   | 5475 Capital Outlay on other General Economic Services                 | 9,01.46                    | 12.61                        | 9,14.07     |
| Total - (j) Capital Account of General Economic Services          |  | 22,29.51                   | 7,25.40                      | 29,54.91    |
| Total - C. Capital Account of Economic Services                   |  | 31,62,70.28(*)             | 2,88,64.97                   | 34,51,35.25 |
| <b>GRAND TOTAL-</b>   |  | 40,97,04.86                | 3,75,07.09                   | 44,72,11.95 |

## EXPLANATORY NOTES

Investments:- In 2004-2005, Government invested Rs 10.00 lakhs in Government Companies and Rs. 0.90 lakh in Co-operative Societies. The total investments of Government in the share Capital of different concerns at the end of 2002-2003, 2003-2004 and 2004-2005 was Rs.16,07.58, 16,12.58 and 16,23.48 lakhs, respectively. Dividend received during these years therefrom was Rs 0.28 lakhs (0.02 Percent), (a) and Rs nil respectively. Further details are given in Statement No. 14 and Appendix -I.

(a) Only Rs.619.

(b) (\*) Difference of Rs. 0.01 lakh with last year's closing balance is due to rounding



**STATEMENT NO. 3  
FINANCIAL RESULTS OF IRRIGATION WORKS**

The State Government has not declared any Irrigation Project as Commercial / Productive.

## STATEMENT NO. 4

## DEBT POSITION

## (i) Statement of Borrowings

| Name of Debt  | Amount on<br>1st April<br>2004 | Receipts<br>during<br>the year | Repayment<br>during<br>the year | Amount on<br>31st March<br>2005 | Net Increase(+)<br>or Decrease (-) |
|---|--------------------------------|--------------------------------|---------------------------------|---------------------------------|------------------------------------|
| ( In lakhs of rupees )                                |                                |                                |                                 |                                 |                                    |
| 1. Public Debt  |                                |                                |                                 |                                 |                                    |
| (a) Internal debt of the State<br>Government          | 5,14,85.57                     | 2,39,72.17                     | 1,26,88.81                      | 6,27,68.93                      | (+) 1,12,83.36                     |
| (b) Loans and Advances from<br>the Central Government | 4,59,51.95                     | 71,14.38                       | 26,61.66                        | 5,04,04.67                      | (+) 44,52.72                       |
| Total - E. Public Debt                                | 9,74,37.52                     | 3,10,86.55                     | 1,53,50.47                      | 11,31,73.60                     | (+)1,57,36.08                      |
| 2. Small Savings, Provident<br>Funds, etc.            | 4,43,52.67                     | 1,34,06.55                     | 52,15.01                        | 5,25,44.21                      | (+) 81,91.54                       |
| <b>Grand Total</b>                                    | 14,17,90.19                    | 4,44,93.10                     | 2,05,65.48                      | 16,57,17.81                     | (+) 2,39,27.62                     |

No law under Article 293 of the Constitution has been passed by the State Legislature laying down the limit within which Government may borrow on the security of the Consolidated Fund of the State.

## EXPLANATORY NOTES

1. Market loans bearing interest : These are long term loans (which have a currency of more than 12 months) raised in the open market to finance various projects, etc. During the year open market loans of Rs. 8.50 Crores, Rs. 5.13 Crores and Rs. 8.52 Crores redeemable at par in 2014 carrying interest of 5.60%, 7.32% and 7.36% respectively were raised.

Arrangement for amortisation : The arrangement have been made by the Government for amortisation of open market loans commencing from the year 1999-2000. The operation of the scheme has come into force with effect from the financial year 1999-2000.

(a) Sinking Fund: The balance in the Funds at the commencement and at the end of 2004-2005 are given below:

|                      | Balance on<br>1st April<br>2004 | Addition<br>during the year | Interest on<br>Investment | Withdrawal<br>during the<br>year | Balance on<br>31st March<br>2005 |
|----------------------|---------------------------------|-----------------------------|---------------------------|----------------------------------|----------------------------------|
| (In lakhs of rupees) |                                 |                             |                           |                                  |                                  |
| Sinking Fund         | 12,90.00                        | 4,00.00                     | ...                       | ...                              | 16,90.00                         |

## STATEMENT NO. 4 Contd.

## EXPLANATORY NOTES –Concl'd.

The balance at credit, Rs. 16,90.00 lakhs were invested in Government of India Securities. No balance amount were merged in cash balance of the state.

(b) Particulars of outstanding loans from the Life Insurance Corporation of India, loans from the National Bank for Agricultural and Rural Development, loans from the National Co-operative Development Corporation and Loans from other Institutions are given in Statement No. 17.

(c) Ways and Means Advances from the Reserve Bank of India. This comprises borrowings of a purely temporary character repayable within twelve months, such as Ways and Means advances or temporary overdrafts from the Reserve Bank of India. Please see explanatory Notes in Statement No. 7.

2. Loans from the Government of India - During 2004-2005 the State Government, received loans amounting to Rs. 71,14.38 lakhs of which Rs.61,49.53 lakhs, Rs. 2,55.07 lakhs and Rs.5,09.30 lakhs were on account of State Plan Schemes, Centrally Sponsored Plan Schemes and Special Plan Schemes respectively. The remaining amount of Rs.2,00.48 lakhs represented Non Plan Loans. Details of the loans taken by the State Government from the Government of India are given in Statement No. 17.

3. Small Savings, Provident Fund etc. - These comprise the balances of Government Servants. Details are given in Statement No. 17.

In addition the balances at the credit of earmarked and other funds as also certain deposits, to the extent to which they have not been invested but are merged with the general cash balance of the Government, also constitute the liability of Government. The amount of such liability at the end of March 2005 are shown below (further details are given in Statement No. 16)

## (ii) Other Obligations

| Nature of Obligations  | Balance on<br>1st April<br>2004 | Receipts during<br>the year | Repayment<br>during<br>the year | Balance on<br>31st March<br>2005 | Net Increase(+)<br>or Decrease (-)<br>during the<br>year |
|--|---------------------------------|-----------------------------|---------------------------------|----------------------------------|--|
| Interest Bearing obligations<br>Miscellaneous Deposit.   | ...                             | ...                         | ...                             | ...                              | ...  |
| Non-interest bearing<br>obligations, such as Deposit of<br>Local Funds, Civil Deposits,<br>other earmarked funds, etc. | 1,06,91.09                      | 76,50.06                    | 63,04.57                        | 1,20,36.58                       | (+) 13,45.49   |
| <b>Total</b>   | 1,06,91.09                      | 76,50.06                    | 63,04.57                        | 1,20,36.58                       | (+) 13,45.49   |

## STATEMENT NO. 4 Concl'd.

## (iii) Service of Debt

Interest on Debt and Other Obligations :-

The outstanding gross debt and other obligations and the total net amount of interest charges met from revenue during 2003-2004 and 2004-2005 are shown below :-

|  | 2003-2004            | 2004-2005         | Net increase(+) or decrease(-) during the year |
|--|----------------------|-------------------|--|
|  | (In lakhs of rupees) |                   |  |
| Gross Debt and Other Obligations outstanding at the end of the year.                   | 15,24,81.28          | 17,77,54.39       | (+) 2,52,73.11                                 |
| (i) Interest paid by Government- on Public Debt , Small savings , Provident fund , etc | 1,41,92.40           | 1,46,89.88        | (+) 4,97.48                                    |
| (ii) Total Interest paid   | <b>1,41,92.40</b>    | <b>1,46,89.88</b> | <b>(+) 4,97.48</b>                             |
| Deduct   |                      |                   |  |
| (a) Interest received on loans and advances given by Government                        | 35.02                | 48.99             | (+) 13.97                                      |
| (b) Interest realised on investment of cash balance                                    | 8,09.68              | 4,58.26           | (-) 3,51.42                                    |
| Total (a) and (b)  | <b>8,44.70</b>       | <b>5,07.25</b>    | <b>(-) 3,37.45</b>                             |
| (iii) Net amount of interest charges   | 1,33,47.70           | 1,41,82.63        | (+) 8,34.93                                    |
| Percentage of gross interest to total revenue receipts                                 | 9.00                 | 9.78              | (+) 0.78                                       |
| Percentage of net interest to total revenue receipts                                   | 8.47                 | 9.44              | (+) 0.97                                       |

The Government has not received dividend on Investments in Commercial undertaking etc, during the year.

Appropriation for reduction or avoidance of debt :-During 2004-2005 an amount of Rs. 4,00.00 lakh transferred to sinking fund from Revenue for repayment of loans.

**STATEMENT NO. 5**  
**LOANS AND ADVANCES BY STATE GOVERNMENT**

**(i) Statement of Loans and Advances**

| Serial Number                         | Category of loans and advances                            | Amount outstanding on 1st April 2004 | Amount Paid during the year | Amount repaid during the year | Amount outstanding on 31st March 2005 | Net Addition during the year |
|---------------------------------------|---|--------------------------------------|-----------------------------|-------------------------------|---------------------------------------|------------------------------|
| <b>( In lakhs of rupees )</b>         |   |                                      |                             |                               |                                       |                              |
| <b>1. Loans for Social Services</b>   |   |                                      |                             |                               |                                       |                              |
|                                       | Loans for Education, Sports, Art and Culture              | 1.17                                 | ...                         | ...                           | 1.17                                  | ...                          |
|                                       | Loans for Urban Development                               | 15.00                                | ...                         | ...                           | 15.00                                 | ...                          |
|                                       | <b>Total :- 1. Loans for Social Services</b>              | <b>16.17</b>                         | <b>...</b>                  | <b>...</b>                    | <b>16.17</b>                          | <b>...</b>                   |
| <b>2. Loans for Economic Services</b> |   |                                      |                             |                               |                                       |                              |
|                                       | Loans for Crop Husbandry                                  | 9.91                                 | ...                         | ...                           | 9.91                                  | ...                          |
|                                       | Loans for Soil and Water Conservation                     | 1.12                                 | ...                         | ...                           | 1.12                                  | ...                          |
|                                       | Loans for Co-operation                                    | 5,23.24                              | 2,70.03                     | 29.24                         | 7,64.03                               | (+), 2,40.79                 |
|                                       | Loans for Village and Small Industries                    | 1,96.82                              | ...                         | 2.56                          | 1,94.26                               | (-)2.56                      |
|                                       | Loans for non-ferrous Mining and Metallurgical Industries | ...                                  | 15.00                       | ...                           | 15.00                                 | (+), 15.00                   |
|                                       | Loans for other Industries and Minerals                   | 6,09.92                              | ...                         | ...                           | 6,09.92                               | ...                          |
|                                       | <b>Total :- 2. Loans for Economic Services</b>            | <b>13,41.01</b>                      | <b>2,85.03</b>              | <b>31.80</b>                  | <b>15,94.24</b>                       | <b>(+), 2,53.23</b>          |
| <b>3. Loans to Government Servant</b> |   |                                      |                             |                               |                                       |                              |
|                                       | Loans to Government Servants, etc                         | 7,68.00                              | 3,11.61                     | 2,29.44                       | 8,50.17                               | (+), 82.17                   |
|                                       | <b>Total :- 3. Loans to Government Servant</b>            | <b>7,68.00</b>                       | <b>3,11.61</b>              | <b>2,29.44</b>                | <b>8,50.17</b>                        | <b>(+), 82.17</b>            |
|                                       | <b>Total -</b>  | <b>21,25.18</b>                      | <b>5,96.64</b>              | <b>2,61.24</b>                | <b>24,60.58</b>                       | <b>(+), 3,35.40</b>          |

A more detailed account is given in Statement No. 18

**(ii) Recoveries in Arrears**

Complete information about arrears in recovery of Loans and advances, detailed accounts of which are maintained by the departmental offices has not been received from the Government (October, 05).

## STATEMENT NO.6

**GUARANTEES GIVEN BY THE GOVERNMENT OF ARUNACHAL PRADESH IN RESPECT  
OF LOANS , ETC. RAISED BY STATUTORY CORPORATIONS, GOVERNMENT  
COMPANIES, LOCAL BODIES AND OTHER INSTITUTIONS**

Under Article 293 of the Constitution, the State Government is empowered to give guarantees, within such limits, if any, as may be so fixed by the State Legislature by Law on the security of the Consolidated Fund of the State.

According to the information furnished by the Government, guarantees given by the Government and outstanding at the end of March' 2005 were as under:-

| Name of the Public or other body on whose behalf the guarantee has been given | Maximum amount of Guarantee for which Government have entered into agreements<br><br>(In lakhs of rupees) | Amount actually covered by guarantee as on 31 <sup>st</sup> March, 2005 |             |
|---|---|---|-------------|
|   |   | Principal   | Interest    |
| Government Companies  | 14,00.00  | 7,96.20   | 9.22        |
| <b>Total</b>  | <b>14,00.00</b>   | <b>7,96.20</b>  | <b>9.22</b> |

No Act has been passed by the State Legislature under Article 293 of the Constitution laying down the limits on the security of the Consolidated Fund of the State.

## STATEMENT NO.6-Concl'd.

The particulars of guarantees given by the Government and outstanding on 31.3.2005 as mentioned above are given below :-

| Name of the Public or other body on whose behalf the guarantee has been given             | Maximum amount of Guarantee for which Government have entered into agreements | Sums guaranteed outstanding as on 31 <sup>st</sup> March, 2005 |             | Remarks |
|---|---|--|-------------|---------|
|   |   | Principal  | Interest    |         |
| (In lakhs of rupees)  |   |  |             |         |
| <b>Government Companies-</b>  |   |  |             |         |
| (i) Arunachal Pradesh Industrial Development and Financial Corporation Limited (APIDFCL). | 2,00.00   | 76.20  | 9.22        |         |
| (ii) Arunachal Pradesh Forest Corporation Limited (APFCL).                                | 12,00.00  | 7,20.00  | ...         |         |
| <b>Total</b>  | <b>14,00.00</b>   | <b>7,96.20</b>   | <b>9.22</b> |         |

## STATEMENT NO.7

## CASH BALANCES AND INVESTMENTS OF CASH BALANCES

|  | As on 1st April<br>2004 | on 31st March<br>2005 |
|--|-------------------------|-----------------------|
|  | ( In lakhs of rupees )  |                       |
| <b>(a) General Cash Balance-</b>   |                         |                       |
| 1. Cash in Treasuries  | 0.52                    | 0.46                  |
| 2. Deposit with Reserve Bank   | (-)1,50,49.90           | (-) 2,47,37.96        |
| Total  | (-)1,50,49.38           | (-) 2,47,37.50        |
| 3. Investments held in the "Cash Balance Investment Accounts"                  | 6,07.00                 | ...                   |
| Total (a)  | (-)1,44,42.38           | (-) 2,47,37.50        |
| <b>(b) Other Cash Balances and Investments</b>                                 |                         |                       |
| 1. Cash with Departmental<br>Officers viz ,Forest and Public Officers          | 73.97                   | 84.81                 |
| 2. Permanent Advances for contingent<br>expenditure with departmental officers | 0.57                    | 0.62                  |
| 3. Investment of Earmarked Funds   | 12,90.00                | 16,90.00              |
| Total (b)  | 13,64.54                | 17,75.43              |
| Total (a) and (b)  | (-) 1,30,77.84          | (-) 2,29,62.07        |

## EXPLANATORY NOTES

- (a) The opening and closing balance include Rs.(-)57,01.75 lakhs representing cash balance of the Union Territory Government merged in the general cash balance of the Central Government. Final decision regarding treatment of the amount is awaited from the Government of India (October, 2005).

The Cash Balance of the State Government as on 31.3. 2005 is therefore Rs.(-)1,90,35.75 lakhs .There was a difference of Rs. 57,51.94 lakhs between the figures reflected in the accounts Rs.(-)1,90,35.75 lakhs and that intimated by the Reserve Bank of India Rs.(-) 2,47,87.69 lakhs.

The difference is due to the following factors :-

(In lakhs of rupees )

|   |    |                 |
|---|----|-----------------|
| 1. Misclassification by Bank/Treasury                   | Cr | 4,97.84         |
| 2. Non - receipt of details of adjustment made by R.B.I | Dr | 62,49.78        |
| Total:  | Dr | <u>57,51.94</u> |

However , the difference to the extent of Rs. 1,69.88 lakhs has since been settled (June'2005) . The remaining difference is under reconciliation.



## STATEMENT NO. 7 – Contd.

## EXPLANATORY NOTES - Contd.

Under an agreement with the Reserve Bank of India, the Government has to maintain with the Bank on all days a minimum balance of Rs. 26 lakhs. If the balance falls below the agreed minimum, the Government can take ordinary ways and means advances from the bank. In addition, special ways and means advances are made available against Government of India securities held by the State Government. If, even after the maximum advances are given, the cash balance is below the prescribed minimum, the deficit is left uncovered. Overdraft are given by the bank if the State has a minus balance after availing of the maximum advances.

The mode of interest payable on Advances, Shortfalls and Overdrafts during the year was as follows :-

| Category                         | Period   | Rate of interest |
|----------------------------------|--|------------------|
| Advances :                       |  |                  |
| Ordinary ways and means advances | 02-04-2004 to 30-04-2004<br>01-05-2004 to 02-05-2004,<br>30-09-2004, 29-03-2005 to<br>31-03-2005                                 | 6%(Bank Rate)    |
| Special ways and means advances  | 02-04-2004 to 30-04-2004<br>01-05-2004 to 02-05-2004,<br>30-09-2004, 24-03-2005 to<br>27-03-2005 and 29-03-2005 to<br>31-03-2005 | 5%(Bank Rate)    |
| Shortfall:                       | 08-04-2004 to 11-04-2004,<br>15-04-2004 and 31-03-2005   | 6%(Bank Rate)    |
| Overdrafts:                      | 08-04-2004 to 11-04-2004,<br>15-04-2004 and 31-03-2005   | 6%(Bank Rate)    |

The extent to which the Government maintained the minimum balances with the Bank during 2004-2005 and take ways and means Advances as indicated below :-

|   |                 |
|---|-----------------|
| (i) The number of days on which the minimum balance was maintained without obtaining any advance.                                 | 285 days        |
| (ii) Number of days on which the minimum balance was maintained by taking ordinary and special ways and means advance.            | 74 days         |
| (iii) Number of days on which there was a shortfall from minimum Balance after taking above advances but no over draft was taken. | ...             |
| (iv) Number of days on which overdraft was taken  | 6 days          |
| Total   | <u>365 days</u> |

## STATEMENT NO. 7 –Contd.

## EXPLANATORY NOTES - Contd.

A detailed accounts of transactions relating to ways and means Advances obtained from the Reserve Bank of India is given below :-

| Particulars                     | Balance on 1st April' 2004 | Amount obtained during 2004-2005 | Amount repaid during 2004-2005 | Balance on 31st March 2005 | Interest paid during the year |
|---------------------------------|----------------------------|----------------------------------|--------------------------------|----------------------------|-------------------------------|
|                                 |                            | (In lakhs of rupees)             |                                |                            |                               |
| Ordinary ways and means Advance | ...                        | 1,27,85.00                       | 77,85.00                       | 50,00.00                   | 21.59                         |
| Special ways and means Advance  | ...                        | 18,80.00                         | 13,40.00                       | 5,40.00                    | 2.87                          |
| Shortfall/Overdraft             | ...                        | 45,22.23                         | 4,31.15                        | 40,91.08                   | 0.50                          |
| <b>Total</b>                    | ...                        | <b>1,91,87.23</b>                | <b>95,56.15</b>                | <b>96,31.08</b>            | <b>24.96</b>                  |

## STATEMENT NO.7 Concl'd.

## EXPLANATORY NOTES- Concl'd

All the investments from out of the cash balances are in Government of India securities. Interest realised during the year on such investment was Rs. 4,58.26 lakhs.

The following is an analysis of investments held in cash balance investment account :-

|  | Opening<br>Balance on<br>1st April,<br>2004 | Purchase<br>during<br>2004-2005 | Sales<br>during<br>2004-2005 | Closing<br>Balance on<br>31st March,<br>2005 | Interest<br>realised<br>during the<br>year |
|--|---|---------------------------------|------------------------------|--|--|
|  | (In lakhs of rupees)                        |                                 |                              |  |  |
| Short Term<br>Investments-<br>Government<br>of India<br>Treasury Bills | 6,07.00                                     | 24,68,26.00                     | 24,74,33.00                  | ...  | 4,58.26                                    |
| Long Term<br>Investments<br>Securities<br>Government<br>of India       | ...   | ...                             | ...                          | ...  | ...  |
| <b>Total</b>   | <b>6,07.00</b>                              | <b>24,68,26.00</b>              | <b>24,74,33.00</b>           | <b>...</b>                                   | <b>4,58.26</b>                             |

## STATEMENT NO. 8

SUMMARY OF BALANCES UNDER CONSOLIDATED FUND,  
CONTINGENCY FUND AND PUBLIC ACCOUNT

The following is a summary of balances as on 31st March 2005 :-

| Debit Balances<br>(In thousands of rupees) | Sector of the<br>General Account | Name of the Account                     | Credit Balances<br>(In thousands of rupees) |
|--|----------------------------------|---|---|
|  |                                  | <b>CONSOLIDATED FUND-</b>               |   |
| 20,12,44,67                                | A to D and I                     | Government Account                      |   |
|  | E .....                          | Public Debt                             | 11,31,73,60                                 |
| 24,60,58                                   | F .....                          | Loans and Advances                      |   |
|  |                                  | <b>CONTINGENCY FUND -</b>               |   |
|  |                                  | Contingency Fund                        | 4,85  |
|  |                                  | <b>PUBLIC ACCOUNT -</b>                 |   |
|  | I .....                          | Small Savings, Provident Funds. etc.    | 5,25,44,21                                  |
|  | J .....                          | <b>RESERVE FUNDS</b>                    |   |
|  |                                  | (a) Reserve funds bearing Interest      | ...   |
|  |                                  | (b) Reserve funds not bearing Interest- |   |
|  |                                  | Gross Balance                           | 99,87,16                                    |
| 16,90,00                                   |                                  | Investments                             |   |
|  | K .....                          | <b>DEPOSITS AND ADVANCES</b>            |   |
|  |                                  | (a) Deposits bearing Interest           | ...   |
|  |                                  | (b) Deposits not bearing Interest       | 37,39,42                                    |
| 12,82,92                                   |                                  | (c) Advances                            |   |
|  | L .....                          | <b>SUSPENSE AND MISCELLANEOUS</b>       |   |
|  |                                  | Gross Balance                           |   |
| ...  |                                  | Investments                             |   |
|  |                                  | Other Items (Net)                       | 1,47,30,53                                  |
| 1,22,39,10                                 | M .....                          | <b>REMITTANCES</b>                      | ...   |
| (-2,47,37,50)                              | (a) N .....                      | <b>CASH BALANCE (Closing)</b>           | ...   |
| <u>19,41,79,77</u>                         |                                  | <b>Total</b>                            | <u>19,41,79,77</u>                          |

(a) Please see footnote (a) at page 40 of Statement No.7.

## STATEMENT NO. 8 –Concl'd.

## EXPLANATORY NOTES

(1) The significance of the head "Government Account" is explained in note 3 below. The other headings in the summary take into account the balances under all account heads in the government books where Government has a liability to repay moneys received or has a claim to recover the amount paid and also heads of account open in the books for adjustment of remittance transactions. It must be understood that these balances cannot be regarded as a complete record of the financial position of the Government as these do not take into account all the physical assets of the State, such as lands, buildings, communications, etc., nor any accrued dues or understanding liabilities which are not brought to account under the cash basis of accounting followed by Government.

(2) A summary of receipts, disbursements and balances under heads of account relating to debt, Contingency Fund and Public Account is given in Statement No. 16.

(3) Government Account:- Under the system of book keeping followed in Government Accounts, the amount booked under revenue, capital and other transactions of Government, the balances which are not carried forward from year to year in the accounts are closed to a single head called "Government Account". The balance under this head represents the cumulative result of all such transactions so that after adding thereto the balance under Public Debt, Loans and Advances, Small Savings, Provident Fund etc. Reserve Funds, Deposits and Advances, Suspense and Miscellaneous (other than miscellaneous Government Account), Remittances and Contingency Fund, the closing cash balance at the end of the year may be worked out and proved.

The Government Account for 2004-2005 given below will show how the net amount at the end of the year has been arrived at :-

| Debit<br>(In thousands of rupees) | Details   | Credit<br>(In thousands of rupees) |
|-----------------------------------|---|------------------------------------|
| 16,29,57,10                       | A- Amount at the Debit of the Government Account as on 1st April , 2004 |                                    |
|                                   | B-Receipt Heads (Revenue Account)                                       | 15,01,83,73                        |
| 15,09,64,21                       | C-Expenditure Heads (Revenue Account)                                   |                                    |
| 3,75,07,09                        | D-Expenditure Heads (Capital Account)                                   |                                    |
|                                   | E-Receipt on Capital Account  |                                    |
|                                   | F-Inter State Settlements   |                                    |
|                                   | G-Transfer to Contingency Fund  |                                    |
|                                   | H-Miscellaneous Government Accounts                                     |                                    |
|                                   | I- Amount at the Debit of the Government account as on 31st March 2005  | 20,12,44,67                        |
| 35,14,28,40                       | Total   | 35,14,28,40                        |



**PART - II**

**DETAILED ACCOUNTS AND OTHER STATEMENTS**

**SECTION - A**

**REVENUE AND EXPENDITURE**

**STATEMENT NO. 9**  
**STATEMENT OF REVENUE AND EXPENDITURE FOR THE YEAR 2004-2005**  
**EXPRESSED AS A PERCENTAGE OF TOTAL REVENUE / TOTAL EXPENDITURE**

| Heads  | Amount in<br>lakhs of Rs. | Percentage of<br>Total Revenue | Percentage of<br>Total Expenditure |
|--|---------------------------|--------------------------------|------------------------------------|
| <b>Revenue</b>                                     |                           |                                |                                    |
| <b>A. Tax Revenue</b>                              |                           |                                |                                    |
| (a) Taxes on Income and Expenditure                |                           |                                |                                    |
| Corporation Tax                                    | 54,63.00                  | 3.64                           | 3.61                               |
| Taxes on Income other than Corporation Tax         | 35,17.00                  | 2.34                           | 2.33                               |
| Other Taxes on Income and Expenditure              | (-) 1.00                  | ...                            | ...                                |
| (b) Taxes on Property and Capital Transactions     |                           |                                |                                    |
| Land Revenue                                       | 76.45                     | 0.05                           | 0.05                               |
| Stamps and Registration Fees                       | 46.20                     | 0.03                           | 0.03                               |
| Taxes on Wealth                                    | 12.00                     | 0.01                           | 0.01                               |
| (c) Taxes on Commodities and Services              |                           |                                |                                    |
| Customs  | 38,55.00                  | 2.57                           | 2.55                               |
| Union Excise Duties                                | 53,40.00                  | 3.56                           | 3.54                               |
| State Excise                                       | 17,79.49                  | 1.18                           | 1.18                               |
| Taxes on Sales, Trades etc.                        | 28,24.96                  | 1.88                           | 1.87                               |
| Taxes on Vehicles                                  | 2,20.62                   | 0.15                           | 0.15                               |
| Taxes and Duties on Electricity                    | 0.82                      | ...                            | ...                                |
| Service Tax  | 10,19.00                  | 0.68                           | 0.68                               |
| Other Taxes and Duties on commodities and Services | 52.43                     | 0.03                           | 0.03                               |
| Total (c) Taxes on Commodities and Services        | 1,50,92.32                | 10.05                          | 10.00                              |
| <b>Total A. Tax Revenue</b>                        | <b>2,42,05.97</b>         | <b>16.12</b>                   | <b>16.03</b>                       |
| <b>B. Non-Tax Revenue</b>                          |                           |                                |                                    |
| (b) Interest Receipts, Dividends and Profits       | 5.07.25                   | 0.34                           | 0.33                               |
| (c) Other Non-Tax Revenue                          |                           |                                |                                    |
| (i) General Services                               | 13.75.98                  | 0.91                           | 0.91                               |
| (ii) Social Services                               | 4.23.38                   | 0.28                           | 0.28                               |
| (iii) Economic Services                            | 1.47.12.94                | 9.80                           | 9.75                               |
| <b>Total B. Non-Tax Revenue</b>                    | <b>1,70,19.55</b>         | <b>11.33</b>                   | <b>11.27</b>                       |
| <b>C. Grants-in-aid and Contributions</b>          | <b>10,89,58.21</b>        | <b>72.55</b>                   | <b>72.18</b>                       |
| <b>TOTAL- REVENUE :-</b>                           | <b>15,01,83.73</b>        | <b>1,00.00</b>                 | <b>99.48</b>                       |



49  
STATEMENT NO. 9 –Contd.

| Heads  | Amount in<br>lakhs of Rs. | Percentage of<br>Total Revenue | Percentage of<br>Total Expenditure |
|--|---------------------------|--------------------------------|------------------------------------|
| <b>Expenditure</b>   |                           |                                |                                    |
| <b>A. General Services</b>                                       |                           |                                |                                    |
| (a) Organs of State  | 35.78.60                  | 2.38                           | 2.37                               |
| (b) Fiscal Services  |                           |                                |                                    |
| (ii) Collection of Taxes on Property and<br>Capital Transactions |                           |                                |                                    |
| Land Revenue   | 1,14.82                   | 0.08                           | 0.08                               |
| Stamps and Registration  | 11.96                     | 0.01                           | 0.01                               |
| (iii) Collection of Taxes on Commodities and<br>Services         |                           |                                |                                    |
| State Excise   | 2,32.28                   | 0.15                           | 0.15                               |
| (iv) Other Fiscal Services                                       | 29.74                     | 0.02                           | 0.02                               |
| <b>Total (b) Fiscal Services</b>                                 | <b>3.88.80</b>            | <b>0.26</b>                    | <b>0.26</b>                        |
| (c) Interest payment and servicing of<br>Debt                    | 1,54,30.38                | 10.27                          | 10.22                              |
| (d) Administrative Services                                      | 2,24,38.70                | 14.94                          | 14.86                              |
| (e) Pensions and Miscellaneous<br>General Services               | 70.65.36                  | 4.71                           | 4.68                               |
| <b>Total A. General Services</b>                                 | <b>4,89,01.84</b>         | <b>32.56</b>                   | <b>32.39</b>                       |
| <b>B. Social Services</b>  |                           |                                |                                    |
| (a) Education, Sports, Art and<br>Culture                        | 2,04,33.54                | 13.60                          | 13.54                              |
| (b) Health and Family Welfare                                    | 77.07.19                  | 5.13                           | 5.10                               |
| (c) Water Supply, Sanitation,<br>Housing and Urban Development   | 1,24,19.21                | 8.27                           | 8.23                               |
| (d) Information and Broadcasting                                 | 3.54.84                   | 0.24                           | 0.23                               |
| (f) Labour and Labour Welfare                                    | 2,49.72                   | 0.17                           | 0.17                               |

## STATEMENT NO. 9 –Concl.

| Heads                                   | Amount in lakhs of Rs. | Percentage of Total Revenue | Percentage of Total Expenditure |
|---|------------------------|-----------------------------|---------------------------------|
| <b>Expenditure-Concl.</b>               |                        |                             |                                 |
| <b>B. Social Services- Concl.</b>       |                        |                             |                                 |
| (g) Social Welfare and Nutrition        | 58.28.29               | 3.88                        | 3.86                            |
| (h) Others                              | 2.74.22                | 0.18                        | 0.18                            |
| <b>Total B. Social Services</b>         | <b>4,72,67.01</b>      | <b>31.47</b>                | <b>31.31</b>                    |
| <b>C. Economic Services</b>             |                        |                             |                                 |
| (a) Agriculture and Allied Activities   | 1,79,55.18             | 11.96                       | 11.90                           |
| (b) Rural Development                   | 56,71.93               | 3.78                        | 3.76                            |
| (c) Special Areas Programmes            | 15,99.93               | 1.06                        | 1.06                            |
| (d) Irrigation and Flood Control        | 39,42.91               | 2.63                        | 2.61                            |
| (e) Energy                              | 1,05,55.32             | 7.03                        | 6.99                            |
| (f) Industries and Minerals             | 14,35.71               | 0.95                        | 0.95                            |
| (g) Transport                           | 58,58.16               | 3.90                        | 3.88                            |
| (h) Communications                      | 23,08.34               | 1.54                        | 1.53                            |
| (i) Science, Technology and Environment | 34.88                  | 0.02                        | 0.02                            |
| (i) General Economic Services           | 54,33.00               | 3.62                        | 3.60                            |
| <b>Total C. Economic Services</b>       | <b>5,47,95.36</b>      | <b>36.49</b>                | <b>36.30</b>                    |
| <b>Grand Total - EXPENDITURE</b>        | <b>15,09,64.21</b>     | <b>1,00.52</b>              | <b>1,00.00</b>                  |

**STATEMENT NO. 10**  
**STATEMENT SHOWING THE DISTRIBUTION BETWEEN CHARGED**  
**AND VOTED EXPENDITURE**

Actuals for 2004-2005

|   | Charged           | Voted<br>(In thousands of rupees) | Total              |
|---|-------------------|-----------------------------------|--------------------|
| Expenditure Heads (Revenue account)                     | 1,57,49,98        | 13,52,14,23                       | 15,09,64,21        |
| Expenditure Heads (Capital account)                     | ...               | 3,75,07,09                        | 3,75,07,09         |
| Disbursement under Public Debt , Loans and Advances (A) | 1,53,50,47        | 5,96,64                           | 1,59,47,11         |
| <b>Total :-</b>   | <u>3,11,00,45</u> | <u>17,33,17,96</u>                | <u>20,44,18,41</u> |

(A) The Figures have been arrived at as follows :-

(a) Public Debt -

|  |            |     |            |
|--|------------|-----|------------|
| Internal debt of the State Government          | 1,26,88,81 | ... | 1,26,88,81 |
| Loans and Advances from the Central Government | 26,61,66   | ... | 26,61,66   |

(b) Loan and Advances by the State Government -

|                 |                   |                |                   |
|-----------------|-------------------|----------------|-------------------|
|                 | ...               | 5,96,64        | 5,96,64           |
| <b>Total :-</b> | <u>1,53,50,47</u> | <u>5,96,64</u> | <u>1,59,47,11</u> |

## STATEMENT NO. 11

**Heads**                      **DETAILED ACCOUNT OF REVENUE RECEIPTS BY MINOR HEADS**  
**RECEIPT HEADS (REVENUE ACCOUNT)**                      **Actuals for 2004-2005**  
**(In thousands of rupees)**

**A. TAX REVENUE (\*)**

## (a) Taxes on Income and Expenditure

## 0020 Corporation Tax

|  |          |
|--|----------|
| 901 Share of net proceeds assigned to States | 54,63,00 |
|--|----------|

|              |          |
|--------------|----------|
| Total - 0020 | 54,63,00 |
|--------------|----------|

## 0021 Taxes on Income other than Corporation Tax

|  |          |
|--|----------|
| 901 Share of net proceeds assigned to States | 35,17,00 |
|--|----------|

|              |          |
|--------------|----------|
| Total - 0021 | 35,17,00 |
|--------------|----------|

## 0028 Other Taxes on Income and Expenditure

|  |          |
|--|----------|
| 901 Share of net proceeds assigned to States | (-)1,00@ |
|--|----------|

|              |         |
|--------------|---------|
| Total - 0028 | (-)1,00 |
|--------------|---------|

|   |          |
|---|----------|
| Total - (a) Taxes on Income and Expenditure | 89,79,00 |
|---|----------|

## (b) Taxes on Property and Capital Transactions

## 0029 Land Revenue

|                      |    |
|----------------------|----|
| 101 Land Revenue/Tax | 19 |
|----------------------|----|

|                    |       |
|--------------------|-------|
| 800 Other Receipts | 76,26 |
|--------------------|-------|

|              |       |
|--------------|-------|
| Total - 0029 | 76,45 |
|--------------|-------|

## 0030 Stamps and Registration Fees

## 01 Stamps-Judicial

|                    |       |
|--------------------|-------|
| 800 Other Receipts | 16,86 |
|--------------------|-------|

---

(\*) "Under this sector, the figures shown are net after taking into account refunds."

@ Minus figure is due to recovery of excess release of State's share of net proceeds on the recommendation of the Eleventh Finance Commission.

## STATEMENT NO. 11 - Contd.

| Heads  | Actuals for 2004-2005           |
|--|---------------------------------|
| <b>RECEIPT HEADS (REVENUE ACCOUNT) - Contd.</b>          |                                 |
|  | <b>(In thousands of rupees)</b> |
| <b>A. TAX REVENUE -Contd.</b>                            |                                 |
| (b) Taxes on Property and Capital Transactions- Concl'd. |                                 |
| 0030 Stamps and Registration Fees- Concl'd.              |                                 |
| 01 Stamps-Judicial-Concl'd.                              |                                 |
| Total - 01   | <u>16,86</u>                    |
| 02 Stamps-Non-Judicial                                   |                                 |
| 102 Sale of Stamps                                       | 11                              |
| 800 Other Receipts                                       | 29,23                           |
| Total - 02   | <u>29,34</u>                    |
| Total - 0030   | <u>46,20</u>                    |
| 0032 Taxes on Wealth                                     |                                 |
| 60 Other than Agricultural Land                          |                                 |
| 901 Share of net proceeds assigned to States             | 12,00                           |
| Total - 60   | <u>12,00</u>                    |
| Total - 0032   | <u>12,00</u>                    |
| Total - (b) Taxes on Property and Capital Transactions   | <u>1,34,65</u>                  |
| (c) Taxes on Commodities and Services                    |                                 |
| 0037 Customs   |                                 |
| 901 Share of net proceeds assigned to States             | 38,55,00                        |
| Total - 0037   | <u>38,55,00</u>                 |

## STATEMENT NO. 11 - Contd.

| Heads  | Actuals for 2004-2005    |
|--|--------------------------|
| <b>RECEIPT HEADS (REVENUE ACCOUNT) - Contd.</b>          |                          |
|  | (In thousands of rupees) |
| <b>A. TAX REVENUE -Contd.</b>                            |                          |
| (c) Taxes on Commodities and Services –Contd.            |                          |
| 0038 Union Excise Duties                                 |                          |
| 01 Shareable Duties                                      |                          |
| 901 Share of net proceeds assigned to States             | 53,40,00                 |
| Total - 01   | <u>53,40,00</u>          |
| Total - 0038   | <u>53,40,00</u>          |
| 0039 State Excise  |                          |
| 800 Other Receipts                                       | 17,79,49                 |
| Total - 0039   | <u>17,79,49</u>          |
| 0040 Taxes on Sales, Trades etc.                         |                          |
| 800 Other Receipts                                       | 28,24,96                 |
| Total - 0040   | <u>28,24,96</u>          |
| 0041 Taxes on Vehicles                                   |                          |
| 102 Receipts under the State Motor Vehicles Taxation Act | 26                       |
| 800 Other Receipts                                       | 2,20,36                  |
| Total - 0041   | <u>2,20,62</u>           |
| 0043 Taxes and Duties on Electricity                     |                          |
| 800 Other Receipts                                       | 82                       |

## STATEMENT NO. 11 - Contd.

Heads

Actuals for 2004-2005

## RECEIPT HEADS (REVENUE ACCOUNT) - Contd.

(In thousands of rupees)

## A. TAX REVENUE -Concl'd.

(c) Taxes on Commodities and Services-Concl'd.

0043 Taxes and Duties on Electricity -Concl'd.

|              |    |
|--------------|----|
| Total - 0043 | 82 |
|--------------|----|

0044 Service Tax

|  |          |
|--|----------|
| 901 Share of net proceeds assigned to States | 10,19,00 |
|--|----------|

|              |          |
|--------------|----------|
| Total - 0044 | 10,19,00 |
|--------------|----------|

0045 Other Taxes and Duties on commodities and Services

|                       |    |
|-----------------------|----|
| 101 Entertainment Tax | 16 |
|-----------------------|----|

|                    |       |
|--------------------|-------|
| 800 Other Receipts | 62,27 |
|--------------------|-------|

|  |             |
|--|-------------|
| 901 Share of net proceeds assigned to States | (-)10,00(*) |
|--|-------------|

|              |       |
|--------------|-------|
| Total - 0045 | 52,43 |
|--------------|-------|

|   |            |
|---|------------|
| Total - (c) Taxes on Commodities and Services | 1,50,92,32 |
|---|------------|

|                               |                   |
|-------------------------------|-------------------|
| <b>Total - A. TAX REVENUE</b> | <b>2,42,05,97</b> |
|-------------------------------|-------------------|

## B. NON-TAX REVENUE

(b) Interest Receipts, Dividends and Profits

0049 Interest Receipts

04 Interest Receipts of State/Union Territory Governments

|                               |    |
|-------------------------------|----|
| 107 Interest from Cultivators | 16 |
|-------------------------------|----|

|  |         |
|--|---------|
| 110 Interest realised on investment of Cash balances | 4,58,26 |
|--|---------|

|  |       |
|--|-------|
| 195 Interest from Co-operative Societies | 15,04 |
|--|-------|

(\*) Minus figure is due to recovery of excess release of State's share of net proceeds on the recommendation of the Eleventh Finance Commission

56  
STATEMENT NO. 11 - Contd.

| Heads   | Actuals for 2004-2005 |
|---|-----------------------|
| <b>RECEIPT HEADS (REVENUE ACCOUNT) - Contd.</b>           |                       |
| <b>(In thousands of rupees)</b>                           |                       |
| <b>B. NON-TAX REVENUE -Contd.</b>                         |                       |
| (b) Interest Receipts, Dividends and Profits-Concl'd.     |                       |
| 0049 Interest Receipts-Concl'd.                           |                       |
| 04 Interest Receipts of State/Union Territory Governments |                       |
| 800 Other Receipts  | 33,79                 |
| Total - 04  | <u>5,07,25</u>        |
| Total - 0049  | <u>5,07,25</u>        |
| Total - (b) Interest Receipts, Dividends and Profits      | <u>5,07,25</u>        |
| (c) Other Non-Tax Revenue                                 |                       |
| (i) General Services                                      |                       |
| 0051 Public Service commission                            |                       |
| 800 Other Receipts  | 1,09                  |
| Total - 0051  | <u>1,09</u>           |
| 0055 Police   |                       |
| 800 Other Receipts  | 83,41                 |
| Total - 0055  | <u>83,41</u>          |
| 0057 Supplies and Disposals                               |                       |
| 800 Other Receipts  | @                     |
| Total - 0057  | <u>@</u>              |

@ Rs. 10/- only.



57  
STATEMENT NO. 11 - Contd.

**Heads**

**Actuals for 2004-2005**

**RECEIPT HEADS (REVENUE ACCOUNT) - Contd.**

**(In thousands of rupees)**

**B. NON-TAX REVENUE -Contd.**

(c) Other Non-Tax Revenue-Contd.

(i) General Services-Contd.

0058 Stationery and Printing

800 Other receipts 5,55

Total - 0058 5,55

0059 Public Works

01 Office Buildings

011 Rents 99,27

102 Hire Charges of Machinery and Equipment 4,97

103 Recovery of percentage charges 27,13

800 Other Receipts 1,02,42

Total - 01 2,33,79

60 Other Buildings

800 Other Receipts 1

Total - 60 1

80 General

800 Other Receipts 1,51

Total - 80 1,51

Total - 0059 2,35,31

0070 Other Administrative Services

01 Administration of Justice

800 Other Receipts 9,74

## STATEMENT NO. 11 - Contd.

## Heads

Actuals for 2004-2005

## RECEIPT HEADS (REVENUE ACCOUNT) - Contd.

(In thousands of rupees)

## B. NON-TAX REVENUE -Contd.

(c) Other Non-Tax Revenue-Contd.

(i) General Services- Contd.

0070 Other Administrative Services-Concl'd.

01 Administration of Justice- Concl'd.

|            |      |
|------------|------|
| Total - 01 | 9,74 |
|------------|------|

02 Elections

|   |   |
|---|---|
| 101 Sale proceeds of election forms and documents | 1 |
|---|---|

|            |   |
|------------|---|
| Total - 02 | 1 |
|------------|---|

60 Other Services

|   |   |
|---|---|
| 101 Receipts from the Central Government for administration of Central Acts and Regulations | @ |
|---|---|

|                    |         |
|--------------------|---------|
| 800 Other Receipts | 1,41,13 |
|--------------------|---------|

|            |         |
|------------|---------|
| Total - 60 | 1,41,13 |
|------------|---------|

|              |         |
|--------------|---------|
| Total - 0070 | 1,50,88 |
|--------------|---------|

0071 Contributions and Recoveries towards Pension and Other Retirement Benefits

01 Civil

|                                     |      |
|-------------------------------------|------|
| 101 Subscriptions and Contributions | 9,43 |
|-------------------------------------|------|

|                    |       |
|--------------------|-------|
| 800 Other Receipts | 29,20 |
|--------------------|-------|

|            |       |
|------------|-------|
| Total - 01 | 38,63 |
|------------|-------|

|              |       |
|--------------|-------|
| Total - 0071 | 38,63 |
|--------------|-------|

0075 Miscellaneous General Services

|                     |         |
|---------------------|---------|
| 103 State Lotteries | 2,82,00 |
|---------------------|---------|

---

 @ Rs. 150/- only.

## STATEMENT NO. 11 - Contd.

Heads

Actuals for 2004-2005

## RECEIPT HEADS (REVENUE ACCOUNT) - Contd.

(In thousands of rupees)

## B. NON-TAX REVENUE -Contd.

(c) Other Non-Tax Revenue- Contd.

(i) General Services – Concl'd.

0075 Miscellaneous General Services- Concl'd.

800 Other Receipts 5,79,11

Total - 0075 8,61,11

Total - (i) General Services 13,75,98

(ii) Social Services

0202 Education, Sports, Art and Culture

02 Technical Education

101 Tutions and other fees 23

800 Other receipts 67,95

Total - 02 68,18

03 Sports and Youth Services

800 Other Receipts 2

Total - 03 2

Total - 0202 68,20

0210 Medical and Public Health

01 Urban Health Services

800 Other Receipts 4

Total - 01 4

## STATEMENT NO. 11 - Contd.

| Heads   | Actuals for 2004-2005    |
|---|--------------------------|
| <b>RECEIPT HEADS (REVENUE ACCOUNT) - Contd.</b> |                          |
|   | (In thousands of rupees) |
| <b>B. NON-TAX REVENUE -Contd.</b>               |                          |
| (c) Other Non-Tax Revenue-Contd.                |                          |
| (ii) Social Services-Contd.                     |                          |
| 0210 Medical and Public Health-Concl'd.         |                          |
| 02 Rural Health Services                        |                          |
| 800 Other Receipts                              | 3,05                     |
| Total - 02                                      | 3,05                     |
| 04 Public Health                                |                          |
| 800 Other Receipts                              | 14,37                    |
| Total - 04                                      | 14,37                    |
| 80 General                                      |                          |
| 800 Other Receipts                              | 6                        |
| Total - 80                                      | 6                        |
| Total - 0210                                    | 17,52                    |
| 0211 Family Welfare                             |                          |
| 800 Other Receipts                              | @                        |
| Total - 0211                                    | @                        |
| 0215 Water Supply and Sanitation                |                          |
| 01 Water Supply                                 |                          |
| 102 Receipts from Rural water supply schemes    | 3,72                     |
| 103 Receipts from Urban water supply schemes    | 59,41                    |
| 800 Other Receipts                              | 43,40                    |
| Total - 01                                      | 1,06,53                  |

@ Rs. 156/- only.

61  
STATEMENT NO. 11 - Contd.

Heads

Actuals for 2004-2005

RECEIPT HEADS (REVENUE ACCOUNT) - Contd.

(In thousands of rupees)

B. NON-TAX REVENUE -Contd.

(c) Other Non-Tax Revenue-Contd.

(ii) Social Services-Contd.

0215 Water Supply and Sanitation- Concl'd.

02 Sewerage and Sanitation

800 Other Receipts 77

Total - 02 77

Total - 0215 1,07,30

0216 Housing

01 Government Residential Buildings

106 General Pool accommodation 2,74

Total - 01 2,74

80 General

800 Other Receipts 4,01

Total - 80 4,01

Total - 0216 6,75

0217 Urban Development

60 Other Urban Development Schemes

191 Receipts from Municipalities etc. @

800 Other Receipts 2,07,97

Total - 60 2,07,97

@ Rs.80/- only.

## STATEMENT NO. 11 - Contd.

## Heads

Actuals for 2004-2005

## RECEIPT HEADS (REVENUE ACCOUNT) - Contd.

(In thousands of rupees)

## B. NON-TAX REVENUE -Contd.

(c) Other Non-Tax Revenue- Contd.

(ii) Social Services - Contd.

0217 Urban Development-Concltd.

|              |         |
|--------------|---------|
| Total - 0217 | 2,07,97 |
|--------------|---------|

0220 Information and Publicity

01 Films

|                    |      |
|--------------------|------|
| 800 Other Receipts | 1,63 |
|--------------------|------|

|            |      |
|------------|------|
| Total - 01 | 1,63 |
|------------|------|

60 Others

|                    |      |
|--------------------|------|
| 800 Other Receipts | 2,57 |
|--------------------|------|

|            |      |
|------------|------|
| Total - 60 | 2,57 |
|------------|------|

|              |      |
|--------------|------|
| Total - 0220 | 4,20 |
|--------------|------|

0230 Labour and Employment

|                    |      |
|--------------------|------|
| 800 Other Receipts | 1,02 |
|--------------------|------|

|              |      |
|--------------|------|
| Total - 0230 | 1,02 |
|--------------|------|

0235 Social Security and Welfare

01 Rehabilitation

|                    |      |
|--------------------|------|
| 800 Other Receipts | 5,22 |
|--------------------|------|

|            |      |
|------------|------|
| Total - 01 | 5,22 |
|------------|------|

## STATEMENT NO. 11 - Contd.

Heads

Actuals for 2004-2005

## RECEIPT HEADS (REVENUE ACCOUNT) - Contd.

(In thousands of rupees)

## B. NON-TAX REVENUE -Contd.

(c) Other Non-Tax Revenue - Contd.

(ii) Social Services - Concl'd.

0235 Social Security and Welfare -Concl'd.

60 Other Social Security and Welfare Programmes

105 Government Employees Insurance Schemes

@

800 Other Receipts

5,20

Total - 60

5,20

Total - 0235

10,42

Total - (ii) Social Services

4,23,38

(iii) Economic Services

0401 Crop Husbandry

800 Other Receipts

1,28,06

Total - 0401

1,28,06

0403 Animal Husbandry

102 Receipts from Cattle and Buffalo development

24,13

103 Receipts from Poultry development

8,59

104 Receipts from Sheep and Wool development

29

105 Receipts from Piggery development

6,41

106 Receipts from Fodder and Feed development

1,30

@ Rs.20/- only.

## STATEMENT NO. 11 - Contd.

## Heads

Actuals for 2004-2005

## RECEIPT HEADS (REVENUE ACCOUNT) - Contd.

(In thousands of rupees)

## B. NON-TAX REVENUE -Contd.

(c) Other Non-Tax Revenue - Contd.

(iii) Economic Services - Contd.

0403 Animal Husbandry- Concl'd.

800 Other Receipts 9,29

Total - 0403 50,01

0404 Dairy Development

800 Other Receipts 3,02

Total - 0404 3,02

0405 Fisheries

103 Sale of fish, fish seeds etc 7,75

Total - 0405 7,75

0406 Forestry and Wild Life

01 Forestry

101 Sale of timber and other forest produce 4,02,61

800 Other Receipts 6,50,23

Total - 01 10,52,84

Total - 0406 10,52,84

0408 Food Storage and Warehousing

800 Other Receipts 63,15



## STATEMENT NO. 11 - Contd.

## Heads

Actuals for 2004-2005

## RECEIPT HEADS (REVENUE ACCOUNT) - Contd.

(In thousands of rupees)

## B. NON-TAX REVENUE -Contd.

(c) Other Non-Tax Revenue - Contd.

(iii) Economic Services - Contd.

0408 Food Storage and Warehousing -Concl'd.

|              |       |
|--------------|-------|
| Total - 0408 | 63,15 |
|--------------|-------|

0425 Co-operation

|                    |       |
|--------------------|-------|
| 800 Other Receipts | 10,14 |
|--------------------|-------|

|              |       |
|--------------|-------|
| Total - 0425 | 10,14 |
|--------------|-------|

0435 Other Agricultural Programmes

|                    |      |
|--------------------|------|
| 800 Other Receipts | 9,36 |
|--------------------|------|

|              |      |
|--------------|------|
| Total - 0435 | 9,36 |
|--------------|------|

0506 Land Reforms

|   |   |
|---|---|
| 101 Receipts from regulations/consolidations of land holdings and tenancy | 1 |
|---|---|

|                    |    |
|--------------------|----|
| 800 Other Receipts | 56 |
|--------------------|----|

|              |    |
|--------------|----|
| Total - 0506 | 57 |
|--------------|----|

0515 Other Rural Development Programmes

|                    |      |
|--------------------|------|
| 800 Other Receipts | 2,72 |
|--------------------|------|

|              |      |
|--------------|------|
| Total - 0515 | 2,72 |
|--------------|------|

0552 North Eastern Areas

|                    |   |
|--------------------|---|
| 800 Other Receipts | 9 |
|--------------------|---|

## STATEMENT NO. 11 - Contd.

## Heads

Actuals for 2004-2005

## RECEIPT HEADS (REVENUE ACCOUNT) - Contd.

(In thousands of rupees)

## B. NON-TAX REVENUE -Contd.

(c) Other Non-Tax Revenue - Contd.

(iii) Economic Services - Contd.

0552 North Eastern Areas -Concl'd.

|              |   |
|--------------|---|
| Total - 0552 | 9 |
|--------------|---|

0575 Other Special Areas Programmes

60 Others

|                   |   |
|-------------------|---|
| 800 Other Receipt | @ |
|-------------------|---|

|            |   |
|------------|---|
| Total - 60 | @ |
|------------|---|

|              |   |
|--------------|---|
| Total - 0575 | @ |
|--------------|---|

0702 Minor Irrigation

04 Flood Control

|                           |   |
|---------------------------|---|
| 102 Flood Control Project | 3 |
|---------------------------|---|

|            |   |
|------------|---|
| Total - 04 | 3 |
|------------|---|

80 General

|                    |       |
|--------------------|-------|
| 800 Other Receipts | 68,54 |
|--------------------|-------|

|            |       |
|------------|-------|
| Total - 80 | 68,54 |
|------------|-------|

|              |       |
|--------------|-------|
| Total - 0702 | 68,57 |
|--------------|-------|

0801 Power

01 Hydel Generation

|                    |          |
|--------------------|----------|
| 800 Other Receipts | 82,60,31 |
|--------------------|----------|

|            |          |
|------------|----------|
| Total - 01 | 82,60,31 |
|------------|----------|

---

 @ Rs.100/- only.

## STATEMENT NO. 11 - Contd.

## Heads

Actuals for 2004-2005

## RECEIPT HEADS (REVENUE ACCOUNT) - Contd.

(In thousands of rupees)

## B. NON-TAX REVENUE -Contd.

(c) Other Non-Tax Revenue - Contd.

(iii) Economic Services - Contd.

0801 Power -Concl'd

80 General

800 Other Receipts

1,04,50

Total - 80

1,04,50

Total - 0801

83,64,81

0802 Petroleum

800 Other Receipts

@

Total - 0802

@

0851 Village and Small Industries

101 Industrial Estates

1

800 Other Receipts

1,53,46

Total - 0851

1,53,47

0853 Non-ferrous Mining and Metallurgical Industries

101 Geological Survey of India

47

800 Other Receipts

28,25,49

Total - 0853

28,25,96

---

@ Rs. 125/- only.

## STATEMENT NO. 11 - Contd.

## Heads

Actuals for 2004-2005

## RECEIPT HEADS (REVENUE ACCOUNT) - Contd.

(In thousands of rupees)

## B. NON-TAX REVENUE -Contd.

(c) Other Non-Tax Revenue - Contd.

(iii) Economic Services - Contd.

0875 Other Industries

02 Other Industries

800 Other Receipts

3,08

Total - 02

3,08

60 Others

800 Other Receipts

10,59

Total - 60

10,59

Total - 0875

13,67

1054 Roads and Bridges

800 Other Receipts

26

Total - 1054

26

1055 Road Transport

101 Receipts under Rail Road Coordination

23

800 Other Receipts

7,16,95

Total - 1055

7,17,18

1275 Other Communication Services

102 Receipts from Monitoring Organisation

22

800 Other Receipts

12,01,37

## STATEMENT NO. 11 - Contd.

## Heads

Actuals for 2004-2005

## RECEIPT HEADS (REVENUE ACCOUNT) - Contd.

(In thousands of rupees)

## B. NON-TAX REVENUE -Concl'd.

(c) Other Non-Tax Revenue - Concl'd

(iii) Economic Services - Concl'd.

1275 Other Communication Services -Concl'd.

|              |                 |
|--------------|-----------------|
| Total - 1275 | <u>12,01,59</u> |
|--------------|-----------------|

1452 Tourism

|                                      |    |
|--------------------------------------|----|
| 103 Receipts from Tourists Transport | 37 |
|--------------------------------------|----|

|                    |       |
|--------------------|-------|
| 800 Other Receipts | 19,39 |
|--------------------|-------|

|              |              |
|--------------|--------------|
| Total - 1452 | <u>19,76</u> |
|--------------|--------------|

1456 Civil Supplies

|                    |      |
|--------------------|------|
| 800 Other Receipts | 6,59 |
|--------------------|------|

|              |             |
|--------------|-------------|
| Total - 1456 | <u>6,59</u> |
|--------------|-------------|

1475 Other General Economic Services

|                |   |
|----------------|---|
| 012 Statistics | 3 |
|----------------|---|

|                    |       |
|--------------------|-------|
| 800 Other Receipts | 13,34 |
|--------------------|-------|

|              |              |
|--------------|--------------|
| Total - 1475 | <u>13,37</u> |
|--------------|--------------|

|                                 |                   |
|---------------------------------|-------------------|
| Total - (iii) Economic Services | <u>1,47,12,94</u> |
|---------------------------------|-------------------|

|                                   |                   |
|-----------------------------------|-------------------|
| Total - (c) Other Non-Tax Revenue | <u>1,65,12,30</u> |
|-----------------------------------|-------------------|

|                                   |                   |
|-----------------------------------|-------------------|
| <b>Total - B. NON-TAX REVENUE</b> | <u>1,70,19,55</u> |
|-----------------------------------|-------------------|

## STATEMENT NO. 11 - Contd.

| Heads   | Actuals for 2004-2005    |
|---|--------------------------|
| <b>RECEIPT HEADS (REVENUE ACCOUNT) - Contd.</b>   |                          |
|   | (In thousands of rupees) |
| <b>C. GRANTS-IN-AID AND CONTRIBUTIONS</b>   |                          |
| 1601 Grants-in-aid from Central Government  |                          |
| 01 Non-plan Grants  |                          |
| 104 Grants under the proviso to Art.275(1) of the Constitution                            | 2,49,69,00               |
| 109 Grants towards Contribution to Calamity Relief Fund                                   | 20,05,00                 |
| 800 Other Grants  |                          |
| <u>HOME</u>   |                          |
| Modernisation of Police Force   | 2,00,00                  |
| Purchase of vehicles  | 1,38,50                  |
| Reimbursement of Security Related Expenditure   | 5,71,10                  |
| Integrated Police Communication Network (POLNET) for Police and Para -<br>Military Forces | 1,12,08                  |
| Supply of Arms and Ammunitions  | 2,48,32                  |
| <u>LEGISLATION AND ELECTION</u>   |                          |
| Share of Election related expenditure   | 8,64,90                  |
| <u>ECONOMIC AFFAIRS</u>   |                          |
| Panchayati Raj Institution  | 8,35,28                  |
| <u>EXPENDITURE</u>  |                          |
| VAT related publicity/ awarness campaign  | 20,00                    |
| Total - 800   | 29,90,18                 |
| Total - 01  | 2,99,64,18               |
| 02 Grants for State/Union Territory Plan Schemes  |                          |
| 101 Block Grants  | 5,96,72,40               |
| 104 Grants under Proviso to Article 275 (1) of the Constitution                           | 2,73,72                  |
| 800 Other Grants  |                          |
| <u>AGRICULTURE AND CO-OPERATION</u>   |                          |
| Watershed Development Project in Shifting Cultivation Area of A.P                         | 1,00,00                  |
| <u>TRANSPORT AND CIVIL AVIATION</u>   |                          |
| Grant for Central Road Fund   | 9,25,00                  |
| <u>OTHER GRANTS</u>   |                          |
| Other Misc grants including grant from MNES/NCDC  | 1,50,00                  |

## STATEMENT NO. 11 - Contd.

## Heads

Actuals for 2004-2005

## RECEIPT HEADS (REVENUE ACCOUNT) - Contd.

(In thousands of rupees)

## C. GRANTS-IN-AID AND CONTRIBUTIONS - Contd.

1601 Grants-in-aid from Central Government- Contd.

02 Grants for State/Union Territory Plan Schemes-Concl'd.

800 Other Grants -Concl'd.

ECONOMIC AFFAIRS

Upgradation of Standards of Administration/Special Problem Grants 2,66,57

Total - 800 14,41,57

Total - 02 6,13,87,69

03 Grants for Central Plan Schemes

800 Other Grants

AGRICULTURE AND CO-OPERATION

Agriculture Census 17,00

Extension Support to Central Institutions (Component Training of Women in Agriculture) 10,00

Strengthening and Modernization of Pest Management approach in India 45,00

Promotion and Strengthening of Agricultural mechanisation through Training, Testing and Demonstration. 18,31

HEALTH AND FAMILY WELFARE

National Iodine Deficiency Disorder Control Programme 7,00

INDUSTRIES

Prime Minister Rozgar Yojana training of beneficiaries 3,61

Prime Minister Rozgar Yojana - Employment Scheme for Unemployed educated youth. 1,03

OTHER GRANTS

Being subsidy from NCDC 89,24

Being the Central Financial Assistance for Tourist Lodge, Celebration of Solung Festival 5,00

Collaborating Unit of AICRP on FMD 3,63

Course fee for Conducting Training Programme(s) under "State Category" of DOPT(Govt. of India) 2,54

Grants-in-aid from GOI to State Govt. for implementation of District Mental Health Programme 5,27

Release of course fee for State Category Programme under plan scheme during Ist Quarter of 2002-2003 68

Assistance for development of Biological Park, Itanagar 20,00

Being the Grant-in-aids for setting up of Multipurpose Cultural Complex in the State 73,00

Being the Establishment of Regional Coconut Nursery etc., during 2003-2004 45

Being the Financial Grants received from G.O.I. Ministry of Tourism for River rafting at Siang River 3,55

## STATEMENT NO. 11 - Contd.

| Heads  | Actuals for 2004-2005    |
|--|--------------------------|
| <b>RECEIPT HEADS (REVENUE ACCOUNT) - Contd.</b>  |                          |
|  | (In thousands of rupees) |
| <b>C. GRANTS-IN-AID AND CONTRIBUTIONS - Contd.</b>   |                          |
| 1601 Grants-in-aid from Central Government - Contd.  |                          |
| 03 Grants for Central Plan Schemes -Concl'd.   |                          |
| 800 Other Grant –Concl'd.  |                          |
| Being the amount of 2nd instalment for Renovation/Extension etc. of State Central Library building sponsored by Department of Culture. | 12,50                    |
| Release of course fee for State Category Programme under plan scheme during Ist Quarter of 2004-2005                                   | 2,96                     |
| Scheme of Swarna Jayanti Sahari Rozgar Yojana for the year 2004-05   | 13,13                    |
| Being Establishment . of Integrated Farming in coconut holding for productivity improvement  | 45                       |
| Central Assistance for Dree Festival   | 4,00                     |
| Being the construction of Tourist lodge complex at Along   | 4,59,72                  |
| Being the grant-in-aid recieved from Ministry of DONER Govt of AP for conducting a mini car rally '04                                  | 2,00                     |
| Being the 2nd instalment for car parking with protection wall, children park,Hava vihar etc at Ganga lake Itanagar                     | 72,00                    |
| Being grant-in-aid received from Ministry of youth affairs and sports GOI for construction of youth hostel building at Roing           | 25,00                    |
| Being the destination development of deminthang Arunachal Pradesh  | 3,07,20                  |
| Being the course fee for third Quarter Training programmes 2004-05   | 86                       |
| <b><u>STATISTICS</u></b>   |                          |
| Sample Survey with NSS Work  | 41,00                    |
| Conduct of Fifth Economic Census   | 13,74                    |
| Total - 800  | 12,59,87                 |
| Total - 03   | 12,59,87                 |
| 04 Grants for Centrally Sponsored Plan Schemes   |                          |
| 800 Other grants   |                          |
| <b><u>AGRICULTURE AND CO-OPERATION</u></b>   |                          |
| National Pulses Development Programme  | 7,50                     |
| National Pulses Development Project (NPDP)   | 44                       |
| Macro Management of Agriculture  | 6,78,40                  |
| Professional Efficiency Development  | 1,50                     |
| Improvement of Agricultural Statistics   | 18,25                    |
| <b><u>ANIMAL HUSBANDRY &amp; VETERINARY</u></b>  |                          |
| National Project on Rinderpest Eradication Programme   | 21,00                    |
| Implementation of Fodder Development Programme   | 99,00                    |



## STATEMENT NO. 11 - Contd.

Heads

Actuals for 2004-2005

**RECEIPT HEADS (REVENUE ACCOUNT) - Contd.**

(In thousands of rupees)

**C. GRANTS-IN-AID AND CONTRIBUTIONS - Contd.**

1601 Grants-in-aid from Central Government- Contd.

04 Grants for Centrally Sponsored Plan Schemes- Contd.

800 Other Grants -Contd.

|  |      |
|--|------|
| Integrated Sample Survey on Estimation of Production of Major Livestock Products | 3,83 |
|--|------|

|  |         |
|--|---------|
| Central Assistance to State Poultry/Duck Farms | 1,32,50 |
|--|---------|

|                            |       |
|----------------------------|-------|
| Control of Animal Diseases | 35,28 |
|----------------------------|-------|

|   |       |
|---|-------|
| Strengthening of Database and Information Networking for Fisheries Sector | 16,26 |
|---|-------|

|   |         |
|---|---------|
| Conservation of Threatened Livestock Breeds | 1,19,38 |
|---|---------|

|   |         |
|---|---------|
| Carcass Utilisation Centre and Hide Flaying Units at Itanagar | 2,20,50 |
|---|---------|

**WOMEN AND CHILD DEVELOPMENT**

|   |          |
|---|----------|
| Integrated Child Development Services ( ICDS) Schemes | 22,81,63 |
|---|----------|

**LABOUR AND EMPLOYMENT**

|  |         |
|--|---------|
| Establishment of Industrial Training Institutes(ITT'S) in the Northern Eastern States and Sikkim | 1,32,62 |
|--|---------|

**ENVIRONMENT AND FOREST**

|                               |       |
|-------------------------------|-------|
| Eagle Nest Wildlife Sanctuary | 24,29 |
|-------------------------------|-------|

|  |       |
|--|-------|
| Assistance to States for Development of National Parks and Sanctuaries-<br>Mouling National Park | 19,67 |
|--|-------|

|                  |       |
|------------------|-------|
| Project Elephant | 59,00 |
|------------------|-------|

|  |      |
|--|------|
| National Park and Sanctuaries (Sessa Orchid Sanctuary) | 9,06 |
|--|------|

|  |       |
|--|-------|
| Development of Parks and Sanctuaries - Mehao Sanctuary | 27,94 |
|--|-------|

|  |      |
|--|------|
| Assistance to States for Development of National Parks and Sanctuaries-Talle<br>Valley Sanctuary | 9,10 |
|--|------|

|                                     |         |
|-------------------------------------|---------|
| Integrated Forest Protection Scheme | 1,41,68 |
|-------------------------------------|---------|

|  |       |
|--|-------|
| Development of National Parks and Sanctuaries - Itanagar Sanctuary | 11,68 |
|--|-------|

|  |       |
|--|-------|
| Pakke Tiger Reserve, Arunachal Pradesh | 35,00 |
|--|-------|

|                                     |       |
|-------------------------------------|-------|
| Debang Sanctuary, Arunachal Pradesh | 20,35 |
|-------------------------------------|-------|

**HEALTH AND FAMILY WELFARE**

|  |       |
|--|-------|
| National Leprosy Eradication Programme | 10,00 |
|--|-------|

|                          |         |
|--------------------------|---------|
| Family Welfare Programme | 3,51,55 |
|--------------------------|---------|

|   |      |
|---|------|
| National Programme for Control of Blindness | 4,00 |
|---|------|

|                                 |         |
|---------------------------------|---------|
| National Anti-Malaria programme | 3,23,22 |
|---------------------------------|---------|

|   |       |
|---|-------|
| Establishments of Speciality Clinics of ISM&H | 40,00 |
|---|-------|

|   |       |
|---|-------|
| Scheme for Quality Control of Ayurveda,Siddha,Unani & Homeopathy drugs. | 50,00 |
|---|-------|

**TEXTILE AND HANDICRAFTS**

|  |         |
|--|---------|
| Workshed-cum-Housing Scheme for Handloom Weavers | 1,20,50 |
|--|---------|

|  |       |
|--|-------|
| Deen Dayal Hathkargah Protsahan Yojana | 15,90 |
|--|-------|

## STATEMENT NO. 11 – Concl'd.

| Heads  | Actuals for 2004-2005           |
|--|---------------------------------|
| <b>RECEIPT HEADS (REVENUE ACCOUNT) – Concl'd.</b>  | <b>(In thousands of rupees)</b> |
| <b>C. GRANTS-IN-AID AND CONTRIBUTIONS -Concl'd</b>   |                                 |
| 1601 Grants-in-aid from Central Government-Concl'd   |                                 |
| 04 Grants for Centrally Sponsored Plan Schemes-Concl'd.                                    |                                 |
| 800 Other Grants-Concl'd.  |                                 |
| <b><u>RURAL DEVELOPMENT</u></b>  |                                 |
| Rajiv Gandhi National Drinking water mission(Accelerated rural water supply )<br>programme | 69,46,94                        |
| <b><u>EDUCATION</u></b>  |                                 |
| Appointment of language teachers   | 2,04,00                         |
| <b><u>OTHER GRANTS</u></b>   |                                 |
| Grant for Kutir Jyoti Programme  | 2,73,94                         |
| REC Scheme-Kutir Jyoti Programme   | 1,85,19                         |
| Other Grants (PMYG, EAF etc).  | 3,67                            |
| <b><u>STATISTICS</u></b>   |                                 |
| Sample Survey with NSS Work  | 25,00                           |
| <b><u>WATER RESOURCES</u></b>  |                                 |
| Command Area Development Programme   | 1,03,83                         |
| <b><u>URBAN DEVELOPMENT</u></b>  |                                 |
| Accelerated Urban Water Supply Programmes  | 1,13,27                         |
| Integrated Development of Small and Medium Towns (2004-2005)                               | 14,40                           |
| <b><u>ANIMAL HUSBANDRY &amp; DAIRYING</u></b>  |                                 |
| Conduct of Quinquennial Livestock Census   | 1,00                            |
| <b><u>TRIBAL AFFAIRS</u></b>   |                                 |
| Hostels for ST Girls and Boys  | 20,50                           |
| Total - 800  | 1,29,32,77                      |
| Total - 04   | 1,29,32,77                      |
| 05 Grants for Special Plan Schemes   |                                 |
| 101 Schemes of North Eastern Council   | 34,13,70                        |
| Total - 05   | 34,13,70                        |
| Total - 1601   | 10,89,58,21                     |
| <b>Total C. GRANTS-IN-AID AND CONTRIBUTIONS</b>  | <b>10,89,58,21</b>              |
| <b>TOTAL- RECEIPT HEAD (REVENUE ACCOUNT) :</b>   | <b>15,01,83,73</b>              |

## STATEMENT NO-12

## DETAILED ACCOUNT OF EXPENDITURE BY MINOR HEADS

(In this statement figures in bold represent charged expenditure and figures in italic represent Central Sector Schemes)

| Heads   | Actuals for 2004-2005  |                |   | Total   |
|---|--|----------------|---|---------|
|   | Non-Plan   | Plan           | Central Sector Schemes/<br>Centrally Sponsored<br>Schemes |         |
| (In thousands of rupees)  |  |                |   |         |
| <b>EXPENDITURE HEADS (REVENUE ACCOUNT)</b>                                  |  |                |   |         |
| <b>A. GENERAL SERVICES</b>  |  |                |   |         |
| <b>(a) Organs of State</b>  |  |                |   |         |
| 2011 Parliament/State/Union Territory Legislatures.                         |  |                |   |         |
| 02 State/Union Territory Legislatures                                       |  |                |   |         |
| 101   | Legislative Assembly   | <b>26,66</b>   |   |         |
|   |  | 4,67,06        | ...   | 4,93,72 |
| 103   | Legislative Secretariat  |                |   |         |
|   |  | 2,82,85        | ...   | 2,82,85 |
| Total   | 02   | <b>26,66</b>   | ...   |         |
|   |  | 7,49,91        | ...   | 7,76,57 |
| Total-  | 2011   | <b>26,66</b>   | ...   |         |
|   |  | 7,49,91        | ...   | 7,76,57 |
| 2012 President, Vice-President/Governor, Administrator of Union Territories |  |                |   |         |
| 03 Governor/Administrator of Union Territories                              |  |                |   |         |
| 090   | Secretariat  | <b>39,05</b>   |   |         |
|   |  |                | ...   | 39,05   |
| 101   | Emoluments and allowances of the Governor/Administrator of Union Territories | <b>2,36</b>    |   |         |
|   |  |                | ...   | 2,36    |
| 102   | Discretionary Grants   | <b>6,50</b>    |   |         |
|   |  |                | ...   | 6,50    |
| 103   | Household Establishment  | <b>32,53</b>   |   |         |
|   |  |                | ...   | 32,53   |
| 105   | Medical Facilities   | <b>38</b>      |   |         |
|   |  |                | ...   | 38      |
| 106   | Entertainment Expenses   | <b>2,66</b>    |   |         |
|   |  |                | ...   | 2,66    |
| 107   | Expenditure from Contract Allowance  | <b>4,06</b>    |   |         |
|   |  |                | ...   | 4,06    |
| 108   | Tour Expenses  | <b>7,98</b>    |   |         |
|   |  |                | ...   | 7,98    |
| 110   | State Conveyance & Motor Cars  | <b>16,58</b>   |   |         |
|   |  |                | ...   | 16,58   |
| 800   | Other Expenditure  | <b>32,28</b>   |   |         |
|   |  |                | ...   | 32,28   |
| Total   | 03   | <b>1,44,38</b> | ...   |         |
|   |  |                | ...   | 1,44,38 |
| Total   | 2012   | <b>1,44,38</b> | ...   |         |
|   |  |                | ...   | 1,44,38 |

## STATEMENT NO 12- Contd.

(In this statement figures in bold represent charged expenditure  
and figures in italic represent Central Sector Schemes)

| Heads   | Actuals for 2004-2005 |       |   | Total   |
|---|-----------------------|-------|---|---------|
|   | Non-Plan              | Plan  | Central Sector Schemes/<br>Centrally Sponsored<br>Schemes |         |
| (In thousands of rupees)  |                       |       |   |         |
| <b>EXPENDITURE HEADS (REVENUE ACCOUNT)- Contd.</b>                              |                       |       |   |         |
| <b>A. GENERAL SERVICES –Contd.</b>  |                       |       |   |         |
| <b>(a) Organs of State –Contd.</b>  |                       |       |   |         |
| 2013 Council of Ministers   |                       |       |   |         |
| 101 Salaries of Ministers<br>and Deputy Ministers                               | 12,81                 | ...   | ...   | 12,81   |
| 102 Sumptuary and other<br>Allowances   | 92,24                 | ...   | ...   | 92,24   |
| 104 Entertainment and<br>Hospitality Expenses                                   | 65,06                 | ...   | ...   | 65,06   |
| 105 Discretionary grant by<br>Ministers   | 17,50                 | ...   | ...   | 17,50   |
| 108 Tour Expenses   | 95,59                 | ...   | ...   | 95,59   |
| 800 Other Expenditure   | 2,32,25               | ...   | ...   | 2,32,25 |
| Total- 2013   | 5,15,45               | ...   | ...   | 5,15,45 |
| 2014 Administration of Justice  |                       |       |   |         |
| 102 High Courts   | 53,77                 | ...   | ...   | 53,77   |
| 114 Legal Advisers and<br>Counsels  | 21,63                 | ...   | ...   | 21,63   |
| 800 Other Expenditure   | 4,90                  | 20,84 | ...   | 25,74   |
| Total- 2014   | 80,30                 | 20,84 | ...   | 1,01,14 |
| 2015 Election   |                       |       |   |         |
| 102 Electoral Officers  | 1,90,11               | ...   | ...   | 1,90,11 |
| 103 Preparation and<br>Printing of Electoral<br>Rolls                           | 13,56                 | ...   | ...   | 13,56   |
| 105 Charges for conduct of<br>election to Parliament                            | 8,89,25               | ...   | ...   | 8,89,25 |
| 106 Charges for conduct of<br>elections to State/Union<br>Territory Legislature | 9,09,06               | ...   | ...   | 9,09,06 |

## STATEMENT NO 12- Contd.

(In this statement figures in bold represent charged expenditure and figures in italic represent Central Sector Schemes)

| Heads   | Actuals for 2004-2005      |       |   | Total    |
|---|----------------------------|-------|---|----------|
|   | Non-Plan                   | Plan  | Central Sector Schemes/<br>Centrally Sponsored<br>Schemes |          |
| (In thousands of rupees)  |                            |       |   |          |
| <b>EXPENDITURE HEADS (REVENUE ACCOUNT)- Contd.</b>                            |                            |       |   |          |
| <b>A. GENERAL SERVICES -Contd.</b>  |                            |       |   |          |
| <b>(a) Organs of State-Concl.</b>   |                            |       |   |          |
| 2015 Election- Concl.   |                            |       |   |          |
| 107 Election Tribunals  |                            |       |   | 6,18     |
|   | 6,18                       | ...   | ...   |          |
| 108 Issue of Photo Identity<br>Cards to Voters                                | 5,74                       | ...   | ...   | 5,74     |
| 109 Charges for conduct of<br>election to<br>Panchayats/Local<br>Bodies       | 27,16                      | ...   | ...   | 27,16    |
| Total- 2015   | 20,41,06                   | ...   | ...   | 20,41,06 |
| Total- (a) Organs of<br>State   | <b>1,71,04</b><br>33,86,72 | 20,84 | ...   | 35,78,60 |
| <b>(b) Fiscal Services</b>  |                            |       |   |          |
| (ii) Collection of Taxes on Property and<br>Capital Transactions              |                            |       |   |          |
| 2029 Land Revenue   |                            |       |   |          |
| 103 Land Records  | 1,14,82                    | ...   | ...   | 1,14,82  |
| Total- 2029   | 1,14,82                    | ...   | ...   | 1,14,82  |
| 2030 Stamps and Registration  |                            |       |   |          |
| 02 Stamps - Non-Judicial  |                            |       |   |          |
| 101 Cost of Stamps  | 11,96                      | ...   | ...   | 11,96    |
| Total 02  | 11,96                      | ...   | ...   | 11,96    |
| Total- 2030   | 11,96                      | ...   | ...   | 11,96    |
| Total- (ii) Collection of<br>Taxes on Property<br>and Capital<br>Transactions | 1,26,78                    | ...   | ...   | 1,26,78  |

## STATEMENT NO 12- Contd.

(In this statement figures in bold represent charged expenditure and figures in italic represent Central Sector Schemes)

| Heads   | Actuals for 2004-2005 |       |   | Total    |
|---|-----------------------|-------|---|----------|
|   | Non-Plan              | Plan  | Central Sector Schemes/<br>Centrally Sponsored<br>Schemes |          |
| (In thousands of rupees)  |                       |       |   |          |
| <b>EXPENDITURE HEADS (REVENUE ACCOUNT)- Contd.</b>                    |                       |       |   |          |
| <b>A. GENERAL SERVICES –Contd.</b>                                    |                       |       |   |          |
| <b>(b) Fiscal Services-Concltd.</b>                                   |                       |       |   |          |
| (iii) Collection of Taxes on<br>Commodities and Services              |                       |       |   |          |
| 2039 State Excise   |                       |       |   |          |
| 001 Direction and<br>Administration                                   | 2,32,28               | ...   | ...   | 2,32,28  |
| Total- 2039   | 2,32,28               | ...   | ...   | 2,32,28  |
| Total- (iii) Collection of<br>Taxes on<br>Commodities and<br>Services | 2,32,28               | ...   | ...   | 2,32,28  |
| (iv) Other Fiscal Services  |                       |       |   |          |
| 2047 Other Fiscal Services  |                       |       |   |          |
| 103 Promotion of Small<br>Savings                                     | 16,78                 | 12,96 | ...   | 29,74    |
| Total- 2047   | 16,78                 | 12,96 | ...   | 29,74    |
| Total- (iv) Other Fiscal<br>Services                                  | 16,78                 | 12,96 | ...   | 29,74    |
| Total- (b) Fiscal<br>Services   | 3,75,84               | 12,96 | ...   | 3,88,80  |
| <b>(c) Interest payment and servicing of Debt</b>                     |                       |       |   |          |
| 2048 Appropriation for reduction or<br>avoidance of debt              |                       |       |   |          |
| 101 Sinking Funds   | 4,00,00               | ...   | ...   | 4,00,00  |
| 200 Other Appropriations  | 3,40,50               | ...   | ...   | 3,40,50  |
| Total- 2048   | 7,40,50               | ...   | ...   | 7,40,50  |
| 2049 Interest Payments  |                       |       |   |          |
| 01 Interest on Internal Debt  |                       |       |   |          |
| 101 Interest on Market<br>Loan  | 21,97,97              | ...   | ...   | 21,97,97 |

## STATEMENT NO 12- Contd.

(In this statement figures in bold represent charged expenditure and figures in italic represent Central Sector Schemes)

| Heads  | Actuals for 2004-2005   |                 |   | Total |          |
|--|---|-----------------|---|-------|----------|
|  | Non-Plan  | Plan            | Central Sector Schemes/<br>Centrally Sponsored<br>Schemes |       |          |
| (In thousands of rupees)                                     |   |                 |   |       |          |
| <b>EXPENDITURE HEADS (REVENUE ACCOUNT)- Contd.</b>           |   |                 |   |       |          |
| <b>A. GENERAL SERVICES-Contd.</b>                            |   |                 |   |       |          |
| <b>(c) Interest payment and servicing of Debt -Contd.</b>    |   |                 |   |       |          |
| 2049 Interest Payments-Contd.                                |   |                 |   |       |          |
| 01 Interest on Internal Debt -Concl'd.                       |   |                 |   |       |          |
| 200  | Interest on Other<br>Internal Debts   | <b>26,31,91</b> | ...   | ...   | 26,31,91 |
| Total  | 01  | <b>48,29,88</b> | ...   | ...   | 48,29,88 |
| 03 Interest on Small Savings, Provident<br>Funds etc         |   |                 |   |       |          |
| 104  | Interest on State<br>Provident Funds  | <b>30,82,00</b> | ...   | ...   | 30,82,00 |
| 108  | Interest on Insurance<br>and Pension Fund   | <b>3,30,00</b>  | ...   | ...   | 3,30,00  |
| Total  | 03  | <b>34,12,00</b> | ...   | ...   | 34,12,00 |
| 04 Interest on Loans and Advances from<br>Central Government |   |                 |   |       |          |
| 101  | Interest on Loans for<br>State/Union Territory<br>Plan Schemes  | <b>48,85,02</b> | ...   | ...   | 48,85,02 |
| 102  | Interest on Loans for<br>Central Plan Schemes   | <b>1,88,77</b>  | ...   | ...   | 1,88,77  |
| 103  | Interest on Loans for<br>Centrally Sponsored<br>Plan Schemes  | <b>47,69</b>    | ...   | ...   | 47,69    |
| 104  | Interest on Loans for<br>Non-Plan Schemes   | <b>9,92,39</b>  | ...   | ...   | 9,92,39  |
| 106  | Interest on Ways and<br>Means Advances  | <b>24,96</b>    | ...   | ...   | 24,96    |
| 108  | Interest on 1984-89<br>State Plan Loans<br>Consolidated in terms<br>of recommendation of<br>the 9th Finance<br>Commission | <b>1,94</b>     | ...   | ...   | 1,94     |
| Total  | 04  | <b>61,40,77</b> | ...   | ...   | 61,40,77 |
| 60 Interest on Other Obligations                             |   |                 |   |       |          |
| 701  | Miscellaneous   | <b>3,07,23</b>  | ...   | ...   | 3,07,23  |

## STATEMENT NO 12- Contd.

(In this statement figures in bold represent charged expenditure and figures in italic represent Central Sector Schemes)

| Heads  | Non-Plan                                   | Plan              | Actuals for 2004-2005                                     |             | Total           |
|--|--|-------------------|---|-------------|-----------------|
|  |  |                   | Central Sector Schemes/<br>Centrally Sponsored<br>Schemes |             |                 |
| (In thousands of rupees)                                 |  |                   |   |             |                 |
| <b>EXPENDITURE HEADS (REVENUE ACCOUNT)- Contd.</b>       |  |                   |   |             |                 |
| <b>A. GENERAL SERVICES-Contd.</b>                        |  |                   |   |             |                 |
| <b>(c) Interest payment and servicing of Debt-Concl.</b> |  |                   |   |             |                 |
| 2049 Interest Payments-Concl.                            |  |                   |   |             |                 |
| 60 Interest on Other Obligations- Concl.                 |  |                   |   |             |                 |
| Total  | 60   | <b>3,07,23</b>    | ...   | ...         | 3,07,23         |
| Total-   | 2049                                       | <b>1,46,89,88</b> | ...   | ...         | 1,46,89,88      |
| Total-   | (c) Interest payment and servicing of Debt | <b>1,54,30,38</b> | ...   | ...         | 1,54,30,38      |
| <b>(d) Administrative Services</b>                       |  |                   |   |             |                 |
| 2051 Public Service Commission                           |  |                   |   |             |                 |
| 102  | State Public Service Commission            | <b>90,24</b>      | ...   | ...         | 90,24           |
| Total-   | 2051                                       | <b>90,24</b>      | ...   | ...         | 90,24           |
| 2052 Secretariat General Services                        |  |                   |   |             |                 |
| 090  | Secretariat                                | 20,94,59          | 24,16   | <i>1,18</i> | 21,19,93        |
| 091  | Attached Offices                           | 2,48,21           | ...   | ...         | 2,48,21         |
| Total-   | 2052                                       | <b>23,42,80</b>   | <b>24,16</b>  | <i>1,18</i> | <b>23,68,14</b> |
| 2053 District Administration                             |  |                   |   |             |                 |
| 093  | District Establishment                     | 35,73,16          | ...   | ...         | 35,73,16        |
| 094  | Other Establishments                       | 2,64,62           | ...   | ...         | 2,64,62         |
| 101  | Commissioners                              | 36,69             | ...   | ...         | 36,69           |
| 800  | Other Expenditure                          | ...               | 1,20,00   | ...         | 1,20,00         |
| Total-   | 2053                                       | <b>38,74,47</b>   | <b>1,20,00</b>  | ...         | <b>39,94,47</b> |



## STATEMENT NO 12- Contd.

(In this statement figures in bold represent charged expenditure  
and figures in *italic* represent Central Sector Schemes)

| Heads  | <u>Actuals for 2004-2005</u> |         |   | Total      |
|--|------------------------------|---------|---|------------|
|  | Non-Plan                     | Plan    | Central Sector Schemes/<br>Centrally Sponsored<br>Schemes |            |
| (In thousands of rupees)                           |                              |         |   |            |
| <b>EXPENDITURE HEADS (REVENUE ACCOUNT)- Contd.</b> |                              |         |   |            |
| <b>A. GENERAL SERVICES-Contd.</b>                  |                              |         |   |            |
| <b>(d) Administrative Services -Contd.</b>         |                              |         |   |            |
| 2054 Treasury and Account<br>Administration        |                              |         |   |            |
| 095 Directorate of<br>Accounts and<br>Treasuries   | 1,36,78                      | ...     | ...   | 1,36,78    |
| 097 Treasury Establishment                         | 2,08,68                      | ...     | ...   | 2,08,68    |
| 098 Local Fund Audit                               | 1,08,31                      | ...     | ...   | 1,08,31    |
| Total- 2054  | 4,53,77                      | ...     | ...   | 4,53,77    |
| 2055 Police  |                              |         |   |            |
| 001 Direction and<br>Administration                | 2,91,38                      | ...     | ...   | 2,91,38    |
| 101 Criminal Investigation<br>and Vigilance        | 13                           | ...     | ...   | 13         |
| 104 Special Police                                 | 31,42,75                     | ...     | ...   | 31,42,75   |
| 109 District Police                                | 44,57,66                     | 6,08,26 | ...   | 50,65,92   |
| 113 Welfare of Police<br>Personnel                 | 3,61                         | ...     | ...   | 3,61       |
| 114 Wireless and<br>Computers                      | 7,68,35                      | ...     | ...   | 7,68,35    |
| 115 Modernisation of<br>Police Force               | ...                          | ...     | 14,94,50  | 14,94,50   |
| 117 Internal Security                              | 76,73                        | ...     | ...   | 76,73      |
| Total- 2055  | 87,40,61                     | 6,08,26 | 14,94,50  | 1,08,43,37 |
| 2058 Stationery and Printing                       |                              |         |   |            |
| 103 Government Presses                             | 72,29                        | 79,80   | ...   | 1,52,09    |
| Total- 2058  | 72,29                        | 79,80   | ...   | 1,52,09    |

## STATEMENT NO 12- Contd.

(In this statement figures in bold represent charged expenditure and figures in italic represent Central Sector Schemes)

| Heads  | Actuals for 2004-2005 |         |   | Total    |
|--|-----------------------|---------|---|----------|
|  | Non-Plan              | Plan    | Central Sector Schemes/<br>Centrally Sponsored<br>Schemes |          |
| (In thousands of rupees)                           |                       |         |   |          |
| <b>EXPENDITURE HEADS (REVENUE ACCOUNT)- Contd.</b> |                       |         |   |          |
| <b>A. GENERAL SERVICES –Contd.</b>                 |                       |         |   |          |
| <b>(d) Administrative Services –Contd.</b>         |                       |         |   |          |
| 2059 Public Works.                                 |                       |         |   |          |
| 01 Office Buildings                                |                       |         |   |          |
| 053 Maintenance and Repairs                        | 96,94                 | ...     | ...   | 96,94    |
| Total 01   | 96,94                 | ...     | ...   | 96,94    |
| 60 Other Buildings                                 |                       |         |   |          |
| 053 Maintenance and Repairs                        | 1,30,00               | ...     | ...   | 1,30,00  |
| Total 60   | 1,30,00               | ...     | ...   | 1,30,00  |
| 80 General   |                       |         |   |          |
| 001 Direction and Administration                   | 28,65,63              | ...     | ...   | 28,65,63 |
| 051 Construction                                   | 2,57                  | ...     | ...   | 2,57     |
| 799 Suspense                                       | 21,86                 | ...     | ...   | 21,86    |
| 800 Other Expenditure                              | 2,85,39               | 7,43,63 | ...   | 10,29,02 |
| Total 80   | 31,75,45              | 7,43,63 | ...   | 39,19,08 |
| Total- 2059  | 34,02,39              | 7,43,63 | ...   | 41,46,02 |
| 2070 Other Administrative Services                 |                       |         |   |          |
| 001 Direction and Administration                   | 23,40                 | ...     | ...   | 23,40    |
| 108 Fire Protection and Control                    | 1,54,31               | ...     | ...   | 1,54,31  |
| 115 Guest Houses, Government Hostels etc.          | 86                    | ...     | ...   | 86       |
| 800 Other Expenditure                              | 2,12,03               | ...     | ...   | 2,12,03  |
| Total- 2070  | 3,90,60               | ...     | ...   | 3,90,60  |

## STATEMENT NO 12- Contd.

(In this statement figures in bold represent charged expenditure and figures in italic represent Central Sector Schemes)

| Heads  | Actuals for 2004-2005 |          |   | Total      |
|--|-----------------------|----------|---|------------|
|  | Non-Plan              | Plan     | Central Sector Schemes/<br>Centrally Sponsored<br>Schemes |            |
| (In thousands of rupees)                               |                       |          |   |            |
| <b>EXPENDITURE HEADS (REVENUE ACCOUNT)- Contd.</b>     |                       |          |   |            |
| <b>A. GENERAL SERVICES-Concltd.</b>                    |                       |          |   |            |
| <b>(d) Administrative Services-Concltd.</b>            |                       |          |   |            |
| Total- (d) Administrative Services                     | <b>90,24</b>          |          | <i>1,18</i>   | 2,24,38,70 |
|  | 1,92,76,93            | 15,75,85 | 14,94,50  |            |
| <b>(e) Pensions and Miscellaneous General Services</b> |                       |          |   |            |
| 2071 Pensions and Other Retirement Benefits            |                       |          |   |            |
| 01 Civil   |                       |          |   |            |
| 101 Superannuation and Retirement Allowances           | 57,14,30              | ...      | ...   | 57,14,30   |
| 102 Commuted Value of Pension                          | 3,21,62               | ...      | ...   | 3,21,62    |
| 103 Compassionate Allowance                            | 1,31                  | ...      | ...   | 1,31       |
| 104 Gratuities   | 7,26,95               | ...      | ...   | 7,26,95    |
| 105 Family pensions                                    | 2,69,32               | ...      | ...   | 2,69,32    |
| Total 01   | 70,33,50              | ...      | ...   | 70,33,50   |
| Total- 2071  | 70,33,50              | ...      | ...   | 70,33,50   |
| 2075 Miscellaneous General Services                    |                       |          |   |            |
| 103 State Lotteries                                    | 14,80                 | ...      | ...   | 14,80      |
| 800 Other Expenditure                                  | 17,06                 | ...      | ...   | 17,06      |
| Total- 2075  | 31,86                 | ...      | ...   | 31,86      |
| Total- (e) Pensions and Miscellaneous General Services | 70,65,36              | ...      | ...   | 70,65,36   |
| <b>Total A. GENERAL SERVICES</b>                       | <b>1,56,91,66</b>     | 16,09,65 | <i>1,18</i>   | 4,89,01,84 |
|  | 3,01,04,85            |          | 14,94,50  |            |

## STATEMENT NO 12- Contd.

(In this statement figures in bold represent charged expenditure and figures in *italic* represent Central Sector Schemes)

| Heads  | <u>Actuals for 2004-2005</u> |                 |   | Total             |
|--|------------------------------|-----------------|---|-------------------|
|  | Non-Plan                     | Plan            | Central Sector Schemes/<br>Centrally Sponsored<br>Schemes |                   |
| (In thousands of rupees)                           |                              |                 |   |                   |
| <b>EXPENDITURE HEADS (REVENUE ACCOUNT)- Contd.</b> |                              |                 |   |                   |
| <b>B. SOCIAL SERVICES</b>                          |                              |                 |   |                   |
| <b>(a) Education, Sports, Art and Culture</b>      |                              |                 |   |                   |
| 2202 General Education                             |                              |                 |   |                   |
| 01 Elementary Education                            |                              |                 |   |                   |
| 001 Direction and Administration                   | 46,92,30                     | 49,26,02        | ...   | 96,18,32          |
| 102 Assistance to Non-Government Primary Schools   | ...                          | 4,24,00         | ...   | 4,24,00           |
| 107 Teachers Training                              | ...                          | ...             | 4,74  | 4,74              |
| 108 Text Books                                     | ...                          | 3,85,66         | ...   | 3,85,66           |
| 109 Scholarships and Incentives                    | ...                          | 4,07,87         | ...   | 4,07,87           |
| 110 Examinations                                   | ...                          | 7,17            | ...   | 7,17              |
| 800 Other Expenditure                              | ...                          | 8,44,37         | 1,02,07<br>6,00,00  | 15,46,44          |
| <b>Total</b> 01                                    | <b>46,92,30</b>              | <b>69,95,09</b> | <b>1,06,81<br/>6,00,00</b>                                | <b>1,23,94,20</b> |
| 02 Secondary Education                             |                              |                 |   |                   |
| 105 Teachers Training                              | ...                          | ...             | 49,24   | 49,24             |
| 107 Scholarships                                   | ...                          | 2,00,00         | ...   | 2,00,00           |
| 108 Examinations                                   | 25,69                        | 6,94            | ...   | 32,63             |
| 109 Government Secondary Schools                   | 18,50,94                     | 12,95,74        | ...   | 31,46,68          |
| 110 Assistance to Non-Govt. Secondary Schools      | ...                          | 10,00           | ...   | 10,00             |
| 800 Other Expenditure                              | 3,00                         | ...             | ...   | 3,00              |
| <b>Total</b> 02                                    | <b>18,79,63</b>              | <b>15,12,68</b> | <b>49,24</b>  | <b>34,41,55</b>   |
| 03 University and Higher Education                 |                              |                 |   |                   |
| 001 Direction and Administration                   | 4,47,82                      | 41,61           | ...   | 4,89,43           |
| 102 Assistance to Universities                     | 4,59,00                      | 15,50,00        | ...   | 20,09,00          |

## STATEMENT NO 12- Contd.

(In this statement figures in bold represent charged expenditure and figures in italic represent Central Sector Schemes)

| Heads  | Non-Plan        | Plan              | Actuals for 2004-2005                                     |  | Total             |
|--|-----------------|-------------------|---|--|-------------------|
|  |                 |                   | Central Sector Schemes/<br>Centrally Sponsored<br>Schemes |  |                   |
| (In thousands of rupees)                             |                 |                   |   |  |                   |
| <b>EXPENDITURE HEADS (REVENUE ACCOUNT)- Contd.</b>   |                 |                   |   |  |                   |
| <b>B. SOCIAL SERVICES-Contd.</b>                     |                 |                   |   |  |                   |
| <b>(a) Education, Sports, Art and Culture-Contd.</b> |                 |                   |   |  |                   |
| 2202 General Education-Concl'd.                      |                 |                   |   |  |                   |
| 03 University and Higher Education- Concl'd.         |                 |                   |   |  | 2,44,59           |
| 103 Government Colleges and Institutes               | ...             | 2,44,59           | ...   |  | 2,44,59           |
| 107 Scholarships                                     | ...             | 2,85,87           | ...   |  | 2,85,87           |
| 800 Other Expenditure                                | ...             | 7,00              | 10,80   |  | 17,80             |
| <b>Total 03</b>                                      | <b>9,06,82</b>  | <b>21,29,07</b>   | <b>10,80</b>  |  | <b>30,46,69</b>   |
| 04 Adult Education                                   |                 |                   |   |  |                   |
| 001 Direction and Administration                     | 69,20           | 1,22,40           | ...   |  | 1,91,60           |
| <b>Total 04</b>                                      | <b>69,20</b>    | <b>1,22,40</b>    | <b>...</b>  |  | <b>1,91,60</b>    |
| 80 General   |                 |                   |   |  |                   |
| 001 Direction and Administration                     | 1,67,57         | 58,16             | ...   |  | 2,25,73           |
| 800 Other Expenditure                                | ...             | 3,00,89           | ...   |  | 3,00,89           |
| <b>Total 80</b>                                      | <b>1,67,57</b>  | <b>3,59,05</b>    | <b>...</b>  |  | <b>5,26,62</b>    |
| <b>Total- 2202</b>                                   | <b>77,15,52</b> | <b>1,11,18,29</b> | <b>1,56,05</b><br><b>6,10,80</b>                          |  | <b>1,96,00,66</b> |
| 2204 Sports and Youth Services                       |                 |                   |   |  |                   |
| 001 Direction and Administration                     | 39,66           | 2,35,45           | ...   |  | 2,75,11           |
| 101 Physical Education                               | 50,04           | 17,45             | ...   |  | 67,49             |
| 102 Youth Welfare Programmes for Students            | ...             | 38                | ...   |  | 38                |
| <b>Total- 2204</b>                                   | <b>89,70</b>    | <b>2,53,28</b>    | <b>...</b>  |  | <b>3,42,98</b>    |
| 2205 Art and Culture                                 |                 |                   |   |  |                   |
| 001 Direction and Administration                     | 79,42           | 98,04             | ...   |  | 1,77,46           |

## STATEMENT NO 12- Contd.

(In this statement figures in bold represent charged expenditure and figures in italic represent Central Sector Schemes)

| Heads  | Actuals for 2004-2005 |            |   | Total      |
|--|-----------------------|------------|---|------------|
|  | Non-Plan              | Plan       | Central Sector Schemes/<br>Centrally Sponsored<br>Schemes |            |
| (In thousands of rupees)                             |                       |            |   |            |
| <b>EXPENDITURE HEADS (REVENUE ACCOUNT)- Contd.</b>   |                       |            |   |            |
| <b>B. SOCIAL SERVICES-Contd.</b>                     |                       |            |   |            |
| <b>(a) Education, Sports, Art and Culture-Concl.</b> |                       |            |   |            |
| 2205 Art and Culture-Concl.                          |                       |            |   |            |
| 102 Promotion of Arts and Culture                    | 62,46                 | 58,56      | ...   | 1,21,02    |
| 103 Archaeology                                      | 11,10                 | 15,19      | ...   | 26,29      |
| 104 Archives   | 4,04                  | 2,35       | 3,00  | 9,39       |
| 105 Public Libraries                                 | 43,64                 | 64,79      | ...   | 1,08,43    |
| 106 Archaeological Survey                            | 5,78                  | 6,57       | ...   | 12,35      |
| 107 Museums  | 17,45                 | 16,51      | 1,00  | 34,96      |
| Total- 2205  | 2,23,89               | 2,62,01    | 4,00  | 4,89,90    |
| Total- (a) Education, Sports, Art and Culture        | 80,29,11              | 1,16,33,58 | 1,56,05<br>6,14,80  | 2,04,33,54 |
| <b>(b) Health and Family Welfare</b>                 |                       |            |   |            |
| 2210 Medical and Public Health                       |                       |            |   |            |
| 01 Urban Health Services-Allopathy                   |                       |            |   |            |
| 001 Direction and Administration                     | 1,21,80               | 2,44,97    | ...   | 3,66,77    |
| 103 Central Government Health Scheme                 | ...                   | ...        | 2,47,67   | 2,47,67    |
| 104 Medical Store Depots                             | 4,54                  | ...        | ...   | 4,54       |
| Total 01   | 1,26,34               | 2,44,97    | 2,47,67   | 6,18,98    |
| 03 Rural Health Services-Allopathy                   |                       |            |   |            |
| 110 Hospitals and Dispensaries                       | 35,52,44              | 13,65,05   | ...   | 49,17,49   |
| Total 03   | 35,52,44              | 13,65,05   | ...   | 49,17,49   |
| 04 Rural Health Services-Other Systems of Medicine   |                       |            |   |            |
| 101 Ayurveda   | 8,42                  | 50         | ...   | 8,92       |

## STATEMENT NO 12- Contd.

(In this statement figures in bold represent charged expenditure and figures in italic represent Central Sector Schemes)

| Heads   | Actuals for 2004-2005 |                 |   | Total           |
|---|-----------------------|-----------------|---|-----------------|
|   | Non-Plan              | Plan            | Central Sector Schemes/<br>Centrally Sponsored<br>Schemes |                 |
| (In thousands of rupees)  |                       |                 |   |                 |
| <b>EXPENDITURE HEADS (REVENUE ACCOUNT)- Contd.</b>              |                       |                 |   |                 |
| <b>B. SOCIAL SERVICES- Contd.</b>                               |                       |                 |   |                 |
| <b>(b) Health and Family Welfare-Contd.</b>                     |                       |                 |   |                 |
| 2210 Medical and Public Health-Concltd.                         |                       |                 |   |                 |
| 04 Rural Health Services-Other<br>Systems of Medicine- Concltd. |                       |                 | ...   | 1,82,64         |
| 102 Homeopathy  | 70,91                 | 1,11,73         |   |                 |
|   |                       |                 | 19,99   | 19,99           |
| 103 Unani   | ...                   | ...             |   |                 |
| 200 Other Systems   | ...                   | ...             | 47,67   | 47,67           |
| <b>Total 04</b>   | <b>79,33</b>          | <b>1,12,23</b>  | <b>67,66</b>  | <b>2,59,22</b>  |
| 05 Medical Education, Training and<br>Research                  |                       |                 |   |                 |
| 105 Allopathy   | 46,97                 | 51,77           | ...   | 98,74           |
| <b>Total 05</b>   | <b>46,97</b>          | <b>51,77</b>    | <b>...</b>  | <b>98,74</b>    |
| 06 Public Health  |                       |                 |   |                 |
| 001 Direction and<br>Administration                             | 16,76                 | 30,64           | ...   | 47,40           |
| 101 Prevention and Control<br>of Diseases                       | 9,49,11               | 3,94,64         | ...   | 13,43,75        |
| 112 Public Health<br>Education                                  | 8,02                  | ...             | ...   | 8,02            |
| <b>Total 06</b>   | <b>9,73,89</b>        | <b>4,25,28</b>  | <b>...</b>  | <b>13,99,17</b> |
| <b>Total- 2210</b>  | <b>47,78,97</b>       | <b>21,99,30</b> | <b>3,15,33</b>  | <b>72,93,60</b> |
| 2211 Family Welfare   |                       |                 |   |                 |
| 001 Direction and<br>Administration                             | ...                   | ...             | 2,18,26   | 2,18,26         |
| 003 Training  | ...                   | ...             | 2,50  | 2,50            |
| 101 Rural Family Welfare<br>Services                            | ...                   | ...             | 1,31,05   | 1,31,05         |
| 102 Urban Family Welfare<br>Services                            | ...                   | ...             | 20,68   | 20,68           |
| 104 Transport   | ...                   | ...             | 18,88   | 18,88           |

## STATEMENT NO 12- Contd.

(In this statement figures in bold represent charged expenditure and figures in *italic* represent Central Sector Schemes)

| Heads  | Actuals for 2004-2005                      |          |   | Total      |
|--|--|----------|---|------------|
|  | Non-Plan                                   | Plan     | Central Sector Schemes/<br>Centrally Sponsored<br>Schemes |            |
| (In thousands of rupees)   |  |          |   |            |
| <b>EXPENDITURE HEADS (REVENUE ACCOUNT)- Contd.</b>                     |  |          |   |            |
| <b>B. SOCIAL SERVICES-Contd.</b>                                       |  |          |   |            |
| <b>(b) Health and Family Welfare- Concl.</b>                           |  |          |   |            |
| 2211 Family Welfare- Concl.  |  |          |   |            |
| 105  | Compensation                               | ...      | 8,43  | 8,43       |
| 109  | Reproductive and Child<br>Health Programme | 13,79    | ...   | 13,79      |
| Total-   | 2211                                       | 13,79    | 3,99,80   | 4,13,59    |
| Total-   | (b) Health and Family<br>Welfare           | 47,92,76 | 21,99,30  | 77,07,19   |
| <b>(c) Water Supply, Sanitation, Housing and<br/>Urban Development</b> |  |          |   |            |
| 2215 Water Supply and Sanitation                                       |  |          |   |            |
| 01 Water Supply  |  |          |   |            |
| 102  | Rural water supply<br>programmes           | 7,78,63  | 20,53,30  | 28,31,93   |
| 800  | Other Expenditure                          | ...      | 79,72,81  | 79,72,81   |
| Total  | 01   | 7,78,63  | 20,53,30  | 1,08,04,74 |
| 02 Sewerage and Sanitation   |  |          |   |            |
| 800  | Other Expenditure                          | ...      | 3,33,70   | 3,33,70    |
| Total  | 02   | ...      | 3,33,70   | 3,33,70    |
| Total-   | 2215                                       | 7,78,63  | 23,87,00  | 1,11,38,44 |
| 2216 Housing   |  |          |   |            |
| 01 Government Residential Buildings                                    |  |          |   |            |
| 106  | General Pool<br>accommodation              | 1,17,49  | ...   | 1,17,49    |
| Total  | 01   | 1,17,49  | ...   | 1,17,49    |



## STATEMENT NO 12- Contd.

(In this statement figures in bold represent charged expenditure  
and figures in italic represent Central Sector Schemes)

| Heads  | Actuals for 2004-2005  |         |   | Total    |
|--|--|---------|---|----------|
|  | Non-Plan   | Plan    | Central Sector Schemes/<br>Centrally Sponsored<br>Schemes |          |
| (In thousands of rupees)   |  |         |   |          |
| <b>EXPENDITURE HEADS (REVENUE ACCOUNT)- Contd.</b>                             |  |         |   |          |
| <b>B. SOCIAL SERVICES-Contd.</b>   |  |         |   |          |
| <b>(c) Water Supply, Sanitation, Housing and<br/>Urban Development –Contd.</b> |  |         |   |          |
| 2216   | Housing- Concl'd.  |         |   |          |
| 03   | Rural Housing  |         |   |          |
| 800  | Other Expenditure  |         |   |          |
|  | 39,98  | 1,60,00 | ...   | 1,99,98  |
| Total  | 03   | 39,98   | 1,60,00   | 1,99,98  |
| 80   | General  |         |   |          |
| 800  | Other Expenditure  |         |   |          |
|  | ...  | 8,19,72 | ...   | 8,19,72  |
| Total  | 80   | ...     | 8,19,72   | 8,19,72  |
| Total-   | 2216   | 1,57,47 | 9,79,72   | 11,37,19 |
| 2217   | Urban Development  |         |   |          |
| 80   | General  |         |   |          |
| 001  | Direction and<br>Administration  |         |   | 41,06    |
| 191  | Assistance to Local<br>Bodies, Corporations,<br>Urban Development<br>Authorities, Town<br>Improvement Boards<br>etc. |         |   | 1,02,52  |
| Total  | 80   | 1,43,58 | ...   | 1,43,58  |
| Total-   | 2217   | 1,43,58 | ...   | 1,43,58  |

**STATEMENT NO 12- Contd.**(In this statement figures in bold represent charged expenditure and figures in *italic* represent Central Sector Schemes)

| Heads  | <u>Actuals for 2004-2005</u>                                  |          |   | Total    |            |
|--|---|----------|---|----------|------------|
|  | Non-Plan  | Plan     | Central Sector Schemes/<br>Centrally Sponsored<br>Schemes |          |            |
| <b>(In thousands of rupees)</b>  |   |          |   |          |            |
| <b>EXPENDITURE HEADS (REVENUE ACCOUNT)- Contd.</b>                           |   |          |   |          |            |
| <b>B. SOCIAL SERVICES-Contd.</b>   |   |          |   |          |            |
| <b>(c) Water Supply, Sanitation, Housing and Urban Development –Concl'd.</b> |   |          |   |          |            |
| Total- (c)   | Water Supply, Sanitation,<br>Housing and Urban<br>Development | 10,79,68 | 33,66,72  | 79,72,81 | 1,24,19,21 |
| <b>(d) Information and Broadcasting</b>                                      |   |          |   |          |            |
| 2220 Information and Publicity   |   |          |   |          |            |
| 60 Others  |   |          |   |          |            |
| 001  | Direction and<br>Administration                               | 2,41,67  | 1,13,17   | ...      | 3,54,84    |
| Total  | 60  | 2,41,67  | 1,13,17   | ...      | 3,54,84    |
| Total-   | 2220  | 2,41,67  | 1,13,17   | ...      | 3,54,84    |
| Total- (d)   | Information and<br>Broadcasting                               | 2,41,67  | 1,13,17   | ...      | 3,54,84    |
| <b>(f) Labour and Labour Welfare</b>   |   |          |   |          |            |
| 2230 Labour and Employment   |   |          |   |          |            |
| 01 Labour  |   |          |   |          |            |
| 001  | Direction and<br>Administration                               | 27,70    | 52,45   | ...      | 80,15      |
| 800  | Other Expenditure   | ...      | ...   | 1,90     | 1,90       |
| Total  | 01  | 27,70    | 52,45   | 1,90     | 82,05      |
| 02 Employment Service  |   |          |   |          |            |
| 001  | Direction and<br>Administration                               | ...      | 26,45   | ...      | 26,45      |
| 101  | Employment Services   | ...      | ...   | 31,13    | 31,13      |
| Total  | 02  | ...      | 26,45   | 31,13    | 57,58      |

## STATEMENT NO 12- Contd.

(In this statement figures in bold represent charged expenditure  
and figures in italic represent Central Sector Schemes)

| Heads  | Non-Plan       | Plan           | Actuals for 2004-2005                                     |              | Total           |
|--|----------------|----------------|---|--------------|-----------------|
|  |                |                | Central Sector Schemes/<br>Centrally Sponsored<br>Schemes |              |                 |
| (In thousands of rupees)                           |                |                |   |              |                 |
| <b>EXPENDITURE HEADS (REVENUE ACCOUNT)- Contd.</b> |                |                |   |              |                 |
| <b>B. SOCIAL SERVICES- Contd.</b>                  |                |                |   |              |                 |
| <b>(f) Labour and Labour Welfare- Concl'd.</b>     |                |                |   |              |                 |
| 2230 Labour and Employment-Concl'd.                |                |                |   |              |                 |
| 03 Training  |                |                |   |              | 1,09,52         |
| 101 Industrial Training Institutes                 | 63,32          | 46,20          |   |              |                 |
| 102 Apprenticeship<br>Training                     | ...            | ...            | 57  |              | 57              |
| <b>Total 03</b>                                    | <b>63,32</b>   | <b>46,20</b>   | <b>57</b>   |              | <b>1,10,09</b>  |
| <b>Total- 2230</b>                                 | <b>91,02</b>   | <b>1,25,10</b> | <b>57</b>   | <b>33,03</b> | <b>2,49,72</b>  |
| <b>Total- (f) Labour and Labour<br/>Welfare</b>    | <b>91,02</b>   | <b>1,25,10</b> | <b>57</b>   | <b>33,03</b> | <b>2,49,72</b>  |
| <b>(g) Social Welfare and Nutrition</b>            |                |                |   |              |                 |
| 2235 Social Security and Welfare                   |                |                |   |              |                 |
| 01 Rehabilitation                                  |                |                |   |              |                 |
| 001 Direction and<br>Administration                | 85,71          | ...            | ...   |              | 85,71           |
| 200 Other Relief Measures                          | 70,00          | ...            | ...   |              | 70,00           |
| <b>Total 01</b>                                    | <b>1,55,71</b> | <b>...</b>     | <b>...</b>  |              | <b>1,55,71</b>  |
| 02 Social Welfare                                  |                |                |   |              |                 |
| 001 Direction and<br>Administration                | ...            | 39,00          | ...   |              | 39,00           |
| 103 Women's Welfare                                | 8,45           | ...            | ...   |              | 8,45            |
| 104 Welfare of aged,<br>infirm and destitute       | 2,43           | 11,54          | ...   |              | 13,97           |
| 107 Assistance to Voluntary<br>Organisations       | ...            | 69,60          | ...   |              | 69,60           |
| 200 Other programmes                               | 1,49,76        | ...            | ...   |              | 1,49,76         |
| 800 Other Expenditure                              | ...            | ...            | 16,55,59  |              | 16,55,59        |
| <b>Total 02</b>                                    | <b>1 60,64</b> | <b>1,20,14</b> | <b>16,55,59</b>   |              | <b>19,36,37</b> |

## STATEMENT NO 12- Contd.

(In this statement figures in bold represent charged expenditure and figures in italic represent Central Sector Schemes)

| Heads  | Actuals for 2004-2005                           |              |   | Total           |          |
|--|---|--------------|---|-----------------|----------|
|  | Non-Plan  | Plan         | Central Sector Schemes/<br>Centrally Sponsored<br>Schemes |                 |          |
| (In thousands of rupees)                           |   |              |   |                 |          |
| <b>EXPENDITURE HEADS (REVENUE ACCOUNT)- Contd.</b> |   |              |   |                 |          |
| <b>B. SOCIAL SERVICES-Contd.</b>                   |   |              |   |                 |          |
| <b>(g) Social Welfare and Nutrition –Contd.</b>    |   |              |   |                 |          |
| 2235 Social Security and Welfare –Concl.           |   |              |   |                 |          |
| 60   | Other Social Security and Welfare Programmes    |              |   |                 |          |
| 102  | Pensions under Social Security Schemes          | ...          | 33,60   | ...             | 33,60    |
| 104  | Deposit Linked Insurance Scheme-Government P.F. | 35,15        | ...   | ...             | 35,15    |
| 200  | Other Programmes                                | <b>20,32</b> |   |                 |          |
|  |   | 4,68         | 38  | ...             | 25,38    |
| 800  | Other Expenditure                               | <b>38,00</b> |   |                 |          |
|  |   | ...          | ...   | ...             | 38,00    |
| Total  | 60  | <b>58,32</b> |   |                 |          |
|  |   | 39,83        | 33,98   | ...             | 1,32,13  |
| Total-   | 2235  | <b>58,32</b> |   |                 |          |
|  |   | 3,56,18      | 1,54,12   | <i>16,55,59</i> | 22,24,21 |
| 2236 Nutrition                                     |   |              |   |                 |          |
| 02   | Distribution of Nutritious food and beverages   |              |   |                 |          |
| 101  | Special Nutrition programmes                    | 10,00        | 12,41,08  | ...             | 12,51,08 |
| Total  | 02  | 10,00        | 12,41,08  | ...             | 12,51,08 |
| Total-   | 2236  | 10,00        | 12,41,08  | ...             | 12,51,08 |
| 2245 Relief on Account of Natural Calamities       |   |              |   |                 |          |
| 02   | Floods, Cyclones etc.                           |              |   |                 |          |
| 101  | Gratuitous Relief                               | ...          | ...   | 14,44,00        | 14,44,00 |
| Total  | 02  | ...          | ...   | 14,44,00        | 14,44,00 |

## STATEMENT NO 12- Contd.

(In this statement figures in bold represent charged expenditure and figures in italic represent Central Sector Schemes)

| Heads  | Actuals for 2004-2005        |              |   | Total           |            |
|--|------------------------------|--------------|---|-----------------|------------|
|  | Non-Plan                     | Plan         | Central Sector Schemes/<br>Centrally Sponsored<br>Schemes |                 |            |
| (In thousands of rupees)                             |                              |              |   |                 |            |
| <b>EXPENDITURE HEADS (REVENUE ACCOUNT)- Contd.</b>   |                              |              |   |                 |            |
| <b>B. SOCIAL SERVICES-Concl.</b>                     |                              |              |   |                 |            |
| <b>(g) Social Welfare and Nutrition-Concl.</b>       |                              |              |   |                 |            |
| 2245 Relief on Account of Natural Calamities –Concl. |                              |              |   |                 |            |
| 80 General   |                              |              |   |                 |            |
| 800 Other Expenditure                                |                              |              |   |                 |            |
|  |                              | ...          | ...   | 9,09,00         | 9,09,00    |
| Total  | 80                           | ...          | ...   | 9,09,00         | 9,09,00    |
| Total-   | 2245                         | ...          | ...   | 9,09,00         | 23,53,00   |
|  |                              | ...          | ...   | 14,44,00        |            |
| Total- (g)   | Social Welfare and Nutrition | <b>58,32</b> | 13,95,20  | <i>25,64,59</i> | 58,28,29   |
|  |                              | 3,66,18      |   | 14,44,00        |            |
| <b>(h) Others</b>                                    |                              |              |   |                 |            |
| 2250 Other Social Services                           |                              |              |   |                 |            |
| 800 Other Expenditure                                |                              |              |   |                 |            |
|  |                              | 13,28        | ...   | ...             | 13,28      |
| Total-   | 2250                         | 13,28        | ...   | ...             | 13,28      |
| 2251 Secretariat Social Services                     |                              |              |   |                 |            |
| 090 Secretariat                                      |                              |              |   |                 |            |
|  |                              | 2,60,94      | ...   | ...             | 2,60,94    |
| Total-   | 2251                         | 2,60,94      | ...   | ...             | 2,60,94    |
| Total- (h)   | Others                       | 2,74,22      | ...   | ...             | 2,74,22    |
| Total-   | <b>B. SOCIAL SERVICES</b>    | <b>58,32</b> | 1,88,33,07  | <i>34,36,34</i> | 4,72,67,01 |
|  |                              | 1,48,74,64   |   | 1,00,64,64      |            |

## STATEMENT NO 12- Contd.

(In this statement figures in bold represent charged expenditure and figures in italic represent Central Sector Schemes)

| Heads  | Actuals for 2004-2005 |          |   | Total    |
|--|-----------------------|----------|---|----------|
|  | Non-Plan              | Plan     | Central Sector Schemes/<br>Centrally Sponsored<br>Schemes |          |
| (In thousands of rupees)                           |                       |          |   |          |
| <b>EXPENDITURE HEADS (REVENUE ACCOUNT)- Contd.</b> |                       |          |   |          |
| <b>C. ECONOMIC SERVICES</b>                        |                       |          |   |          |
| <b>(a) Agriculture and Allied Activities</b>       |                       |          |   |          |
| 2401 Crop Husbandry                                |                       |          |   |          |
| 001 Direction and Administration                   | 8,00,50               | 9,51,33  | ...   | 17,51,83 |
| 103 Seeds  | 2,29,81               | 25,00    | ...   | 2,54,81  |
| 104 Agricultural Farms                             | 75,40                 | 20,00    | ...   | 95,40    |
| 105 Manures and Fertilisers                        | 25,20                 | 55,66    | ...   | 80,86    |
| 107 Plant Protection                               | 71,42                 | 29,60    | ...   | 1,01,02  |
| 108 Commercial Crops                               | 25,21                 | 1,66,64  | 36,06   | 2,27,91  |
| 109 Extension and Farmers' Training                | 1,56,88               | 25,15    | ...   | 1,82,03  |
| 111 Agricultural Economics and Statistics          | ...                   | ...      | 18,62   | 18,62    |
| 113 Agricultural Engineering                       | 30                    | 51,14    | ...   | 51,44    |
| 119 Horticulture and Vegetable Crops               | 4,02,43               | 71,89    | 5,92,31   | 10,66,63 |
| 800 Other Expenditure                              | ...                   | ...      | 9,62,60   | 9,62,60  |
| Total- 2401  | 17,87,15              | 13,96,41 | 16,09,59  | 47,93,15 |
| 2402 Soil and Water Conservation                   |                       |          |   |          |
| 001 Direction and Administration                   | 6,15,90               | 5,34,72  | ...   | 11,50,62 |
| 101 Soil Survey and Testing                        | 18,32                 | 1,00     | ...   | 19,32    |
| 103 Land reclamation and Development               | ...                   | 8,00     | 16,78   | 24,78    |
| 109 Extension and Training                         | 15,87                 | 25       | ...   | 16,12    |
| 800 Other Expenditure                              | 57,86                 | 86,99    | ...   | 1,44,85  |
| Total- 2402  | 7,07,95               | 6,30,96  | 16,78   | 13,55,69 |

## STATEMENT NO 12- Contd.

(In this statement figures in bold represent charged expenditure  
and figures in *italic* represent Central Sector Schemes)

| Heads   | <u>Actuals for 2004-2005</u> |         |   | Total    |
|---|------------------------------|---------|---|----------|
|   | Non-Plan                     | Plan    | Central Sector Schemes/<br>Centrally Sponsored<br>Schemes |          |
| (In thousands of rupees)                            |                              |         |   |          |
| <b>EXPENDITURE HEADS (REVENUE ACCOUNT)- Contd.</b>  |                              |         |   |          |
| <b>C. ECONOMIC SERVICES-Contd.</b>                  |                              |         |   |          |
| <b>(a) Agriculture and Allied Activities-Contd.</b> |                              |         |   |          |
| 2403 Animal Husbandry-Concl'd.                      |                              |         |   |          |
| 001 Direction and<br>Administration                 | 2,21,37                      | 95,31   | ...   | 3,16,68  |
| 101 Veterinary Services<br>and Animal Health        | 4,21,07                      | 2,88,38 | ...   | 7,09,45  |
| 102 Cattle and Buffalo<br>Development               | 3,02,71                      | 90,38   | ...   | 3,93,09  |
| 103 Poultry Development                             | 36,42                        | 39,97   | ...   | 76,39    |
| 104 Sheep and Wool<br>Development                   | 30,53                        | 4,21    | ...   | 34,74    |
| 105 Piggery Development                             | 43,12                        | 14,46   | ...   | 57,58    |
| 106 Other Live stock<br>Development                 | ...                          | 10,00   | ...   | 10,00    |
| 107 Fodder and Feed<br>Development                  | 47,12                        | 28,48   | ...   | 75,60    |
| 109 Extension and Training                          | 12,21                        | 33,79   | ...   | 46,00    |
| 800 Other Expenditure                               | ...                          | ...     | <i>48,16</i>  | 1,07,31  |
|   |                              |         | <i>59,15</i>  |          |
| Total- 2403   | 11,14,55                     | 6,04,98 | <i>48,16</i><br><i>59,15</i>                              | 18,26,84 |
| 2404 Dairy Development                              |                              |         |   |          |
| 102 Dairy Development<br>Projects                   | 15,33                        | 39,87   | ...   | 55,20    |
| Total- 2404   | 15,33                        | 39,87   | ...   | 55,20    |
| 2405 Fisheries                                      |                              |         |   |          |
| 001 Direction and<br>Administration                 | 1,84,13                      | 1,48,42 | ...   | 3,32,55  |
| 101 Inland fisheries                                | 1,41                         | 51,24   | ...   | 52,65    |
| 109 Extension and Training                          | ...                          | 2,98    | ...   | 2,98     |
| 800 Other Expenditure                               | ...                          | ...     | 62,80   | 62,80    |
| Total- 2405   | 1,85,54                      | 2,02,64 | 62,80   | 4,50,98  |

## STATEMENT NO 12- Contd.

(In this statement figures in bold represent charged expenditure and figures in italic represent Central Sector Schemes)

| Heads   | Actuals for 2004-2005 |          |   | Total    |
|---|-----------------------|----------|---|----------|
|   | Non-Plan              | Plan     | Central Sector Schemes/<br>Centrally Sponsored<br>Schemes |          |
| (In thousands of rupees)                              |                       |          |   |          |
| <b>EXPENDITURE HEADS (REVENUE ACCOUNT)- Contd.</b>    |                       |          |   |          |
| <b>C. ECONOMIC SERVICES- Contd.</b>                   |                       |          |   |          |
| <b>(a) Agriculture and Allied Activities- Contd.</b>  |                       |          |   |          |
| 2406 Forestry and Wild Life                           |                       |          |   |          |
| 01 Forestry   |                       |          |   |          |
| 001 Direction and Administration                      | 15,27,94              | 3,99,50  | ...   | 19,27,44 |
| 003 Education and Training                            | 26,44                 | 5,00     | ...   | 31,44    |
| 004 Research  | 69,70                 | 37,91    | ...   | 1,07,61  |
| 005 Survey and Utilization of Forest Resources        | 67,92                 | 26,93    | ...   | 94,85    |
| 070 Communications and Buildings                      | ...                   | 62,22    | ...   | 62,22    |
| 101 Forest Conservation, Development and Regeneration | 30,54                 | 63,72    | ...   | 94,26    |
| 102 Social and Farm Forestry                          | 3,25,79               | 2,52,18  | ...   | 5,77,97  |
| 105 Forest Produce                                    | 58,23                 | 8,06     | ...   | 66,29    |
| 800 Other Expenditure                                 | 13,05                 | 5,47     | ...   | 18,52    |
| Total 01  | 21,19,61              | 8,60,99  | ...   | 29,80,60 |
| 02 Environmental Forestry and Wild Life               |                       |          |   |          |
| 110 Wild Life Preservation                            | 1,82,06               | 1,22,65  | 2,09,49<br>3,37,00  | 8,51,20  |
| 111 Zoological Park                                   | 77,87                 | 47,51    | ...   | 1,25,38  |
| 112 Public Gardens                                    | 13,63                 | 1,20,06  | ...   | 1,33,69  |
| 800 Other Expenditure                                 | ...                   | 18,19    | ...   | 18,19    |
| Total 02  | 2,73,56               | 3,08,41  | 2,09,49<br>3,37,00  | 11,28,46 |
| Total- 2406   | 23,93,17              | 11,69,40 | 2,09,49<br>3,37,00  | 41,09,06 |



## STATEMENT NO 12- Contd.

(In this statement figures in bold represent charged expenditure and figures in italic represent Central Sector Schemes)

| Heads   | Actuals for 2004-2005                              |          |   | Total     |
|---|--|----------|---|-----------|
|   | Non-Plan   | Plan     | Central Sector Schemes/<br>Centrally Sponsored<br>Schemes |           |
| (In thousands of rupees)                            |  |          |   |           |
| <b>EXPENDITURE HEADS (REVENUE ACCOUNT)- Contd.</b>  |  |          |   |           |
| <b>C. ECONOMIC SERVICES-Contd.</b>                  |  |          |   |           |
| <b>(a) Agriculture and Allied Activities-Contd.</b> |  |          |   |           |
| 2408  | Food Storage and Warehousing                       |          |   |           |
| 01  | Food   |          |   | 12,60     |
| 102   | 12,60  | ...      | ...   | 12,60     |
| Total   | 01   | 12,60    | ...   | 12,60     |
| 02  | Storage and Warehousing                            |          |   |           |
| 001   | Direction and Administration                       |          |   | 31,04,59  |
| 101   | 31,04,59   | ...      | ...   | 31,04,59  |
| 101   | Rural Godowns Programme                            |          |   | (-) 44,13 |
|   | (-) 44,13 (a)                                      | ...      | ...   | (-) 44,13 |
| 190   | Assistance to Public Sector and other Undertakings |          |   | 17,18,72  |
|   | 17,18,72   | ...      | ...   | 17,18,72  |
| Total   | 02   | 47,79,18 | ...   | 47,79,18  |
| Total-  | 2408   | 47,91,78 | ...   | 47,91,78  |
| 2415  | Agricultural Research and Education                |          |   |           |
| 01  | Crop Husbandry                                     |          |   |           |
| 004   | Research   |          |   | 22,70     |
|   | 1,80   | 20,90    | ...   | 22,70     |
| 277   | Education  |          |   | 1,55      |
|   | ...  | 1,55     | ...   | 1,55      |
| Total   | 01   | 1,80     | 22,45   | 24,25     |
| 03  | Animal Husbandry                                   |          |   |           |
| 004   | Research   |          |   | 78,45     |
|   | 78,45  | ...      | ...   | 78,45     |
| Total   | 03   | 78,45    | ...   | 78,45     |
| Total-  | 2415   | 80,25    | 22,45   | 1,02,70   |
| 2425  | Co-operation                                       |          |   |           |
| 001   | Direction and Administration                       |          |   | 3,98,10   |
|   | 2,67,21  | 1,30,89  | ...   | 3,98,10   |

(a) Minus expenditure is due to earlier year's recovery.

## STATEMENT NO 12- Contd.

(In this statement figures in bold represent charged expenditure and figures in italic represent Central Sector Schemes)

| Heads  | <u>Actuals for 2004-2005</u> |          |   | Total      |
|--|------------------------------|----------|---|------------|
|  | Non-Plan                     | Plan     | Central Sector Schemes/<br>Centrally Sponsored<br>Schemes |            |
| <b>(In thousands of rupees)</b>                      |                              |          |   |            |
| <b>EXPENDITURE HEADS (REVENUE ACCOUNT)- Contd.</b>   |                              |          |   |            |
| <b>C. ECONOMIC SERVICES-Contd.</b>                   |                              |          |   |            |
| <b>(a) Agriculture and Allied Activities- Concl.</b> |                              |          |   |            |
| 2425 Co-operation – Concl.                           |                              |          |   |            |
| Total- 2425  | 2,67,21                      | 1,30,89  | ...   | 3,98,10    |
| 2435 Other Agricultural Programmes                   |                              |          |   |            |
| 01 Marketing and Quality Control                     |                              |          |   |            |
| 101 Marketing Facilities                             |                              |          |   |            |
|  | 24,68                        | 47,00    | ...   | 71,68      |
| Total 01   | 24,68                        | 47,00    | ...   | 71,68      |
| Total- 2435  | 24,68                        | 47,00    | ...   | 71,68      |
| Total- (a) Agriculture and Allied Activities         | 1,13,67,61                   | 42,44,60 | 2,57,65<br>20,85,32                                       | 1,79,55,18 |
| <b>(b) Rural Development</b>                         |                              |          |   |            |
| 2501 Special Programmes for Rural Development        |                              |          |   |            |
| 01 Integrated Rural Development programme            |                              |          |   |            |
| 001 Direction and Administration                     |                              |          |   |            |
|  | ...                          | ...      | 3,69,59   | 3,69,59    |
| 101 Subsidy to District Rural Development Agencies   |                              |          |   |            |
|  | ...                          | 85,00    | 56,20   | 1,41,20    |
| 800 Other Expenditure                                |                              |          |   |            |
|  | ...                          | ...      | 2,74,82   | 2,74,82    |
| Total 01   | ...                          | 85,00    | 7,00,61   | 7,85,61    |
| 04 Integrated Rural Energy Planning Programme        |                              |          |   |            |
| 109 Monitoring                                       |                              |          |   |            |
|  | ...                          | ...      | 14,71   | 14,71      |
| Total 04   | ...                          | ...      | 14,71   | 14,71      |

## STATEMENT NO 12- Contd.

(In this statement figures in bold represent charged expenditure and figures in italic represent Central Sector Schemes)

| Heads   | Actuals for 2004-2005 |         |   | Total    |
|---|-----------------------|---------|---|----------|
|   | Non-Plan              | Plan    | Central Sector Schemes/<br>Centrally Sponsored<br>Schemes |          |
| (In thousands of rupees)                                |                       |         |   |          |
| <b>EXPENDITURE HEADS (REVENUE ACCOUNT)- Contd.</b>      |                       |         |   |          |
| <b>C. ECONOMIC SERVICES-Contd.</b>                      |                       |         |   |          |
| <b>(b) Rural Development- Concltd.</b>                  |                       |         |   |          |
| 2501 Special Programmes for Rural Development –Concltd. |                       |         |   |          |
| Total- 2501   |                       | 85,00   | 7,15,32   | 8,00,32  |
| 2505 Rural Employment                                   |                       |         |   |          |
| 60 Other Programmes                                     |                       |         |   |          |
| 702 Jawahar Gram Samridhi Yojana (JGSY)                 |                       |         | 8,75,49   | 8,75,49  |
| Total 60  |                       |         | 8,75,49   | 8,75,49  |
| Total- 2505   |                       |         | 8,75,49   | 8,75,49  |
| 2506 Land Reforms                                       |                       |         |   |          |
| 800 Other Expenditure                                   |                       | 1,43,62 |   | 1,43,62  |
| Total- 2506   |                       | 1,43,62 |   | 1,43,62  |
| 2515 Other Rural Development Programmes                 |                       |         |   |          |
| 001 Direction and Administration                        | 35,25,53              | 3,26,97 |   | 38,52,50 |
| Total- 2515   | 35,25,53              | 3,26,97 |   | 38,52,50 |
| Total- (b) Rural Development                            | 35,25,53              | 5,55,59 | 15,90,81  | 56,71,93 |
| <b>(c) Special Areas Programmes</b>                     |                       |         |   |          |
| 2551 Hill Areas   |                       |         |   |          |
| 60 Other Hill Areas                                     |                       |         |   |          |
| 001 Direction and Administration                        | 2,63                  |         |   | 2,63     |
| Total 60  | 2,63                  |         |   | 2,63     |

## STATEMENT NO 12- Contd.

(In this statement figures in bold represent charged expenditure  
and figures in italic represent Central Sector Schemes)

| Heads  | <u>Actuals for 2004-2005</u> |          |   | Total    |
|--|------------------------------|----------|---|----------|
|  | Non-Plan                     | Plan     | Central Sector Schemes/<br>Centrally Sponsored<br>Schemes |          |
| (In thousands of rupees)                           |                              |          |   |          |
| <b>EXPENDITURE HEADS (REVENUE ACCOUNT)- Contd.</b> |                              |          |   |          |
| <b>C. ECONOMIC SERVICES-Contd.</b>                 |                              |          |   |          |
| <b>(c) Special Areas Programmes -Concl.</b>        |                              |          |   |          |
| 2551 Hill Areas- Concl.                            |                              |          |   |          |
| Total- 2551  | 2,63                         | ...      | ...   | 2,63     |
| 2552 North Eastern Areas                           |                              |          |   |          |
| 800 Other Expenditure                              | ...                          | 1,77,98  | ...   | 1,77,98  |
| Total- 2552  | ...                          | 1,77,98  | ...   | 1,77,98  |
| 2575 Other Special Area Programmes                 |                              |          |   |          |
| 03 Tribal Areas                                    |                              |          |   |          |
| 001 Direction and<br>Administration                | ...                          | 14,87    | ...   | 14,87    |
| 800 Other Expenditure                              | ...                          | 59,08    | ...   | 59,08    |
| Total 03   | ...                          | 73,95    | ...   | 73,95    |
| 60 Others  |                              |          |   |          |
| 800 Other Expenditure                              | ...                          | 13,45,37 | ...   | 13,45,37 |
| Total 60   | ...                          | 13,45,37 | ...   | 13,45,37 |
| Total- 2575  | ...                          | 14,19,32 | ...   | 14,19,32 |
| Total- (c) Special Areas<br>Programmes             | 2,63                         | 15,97,30 | ...   | 15,99,93 |
| <b>(d) Irrigation and Flood Control</b>            |                              |          |   |          |
| 2701 Medium Irrigation                             |                              |          |   |          |
| 04 Medium Irrigation -Non-commercial               |                              |          |   |          |
| 800 Other Expenditure                              | ...                          | 40,00    | ...   | 40,00    |
| Total 04   | ...                          | 40,00    | ...   | 40,00    |

## STATEMENT NO 12- Contd.

(In this statement figures in bold represent charged expenditure  
and figures in *italic* represent Central Sector Schemes)

| Heads  | Actuals for 2004-2005 |         |   | Total    |
|--|-----------------------|---------|---|----------|
|  | Non-Plan              | Plan    | Central Sector Schemes/<br>Centrally Sponsored<br>Schemes |          |
| (In thousands of rupees)                           |                       |         |   |          |
| <b>EXPENDITURE HEADS (REVENUE ACCOUNT)- Contd.</b> |                       |         |   |          |
| <b>C. ECONOMIC SERVICES- Contd.</b>                |                       |         |   |          |
| <b>(d) Irrigation and Flood Control –Contd.</b>    |                       |         |   |          |
| 2701 Major and Medium Irrigation- Concltd.         |                       |         |   |          |
| Total- 2701  |                       | 40,00   |   | 40,00    |
|  | ...                   |         | ...   |          |
| 2702 Minor Irrigation                              |                       |         |   |          |
| 01 Surface Water (*)                               |                       |         |   |          |
| 102 Lift Irrigation Schemes                        | 3,42,71               | 34,95   | ...   | 3,77,66  |
| Total 01   | 3,42,71               | 34,95   | ...   | 3,77,66  |
| 02 Ground Water                                    |                       |         |   |          |
| 800 Other Expenditure                              | ...                   | 1,04,66 | ...   | 1,04,66  |
| Total 02   | ...                   | 1,04,66 | ...   | 1,04,66  |
| 80 General   |                       |         |   |          |
| 001 Direction and Administration                   | 5,43,50               | 6,77,01 | ...   | 12,20,51 |
| 052 Machinery and Equipments                       | 13,14                 | 34,25   | ...   | 47,39    |
| 800 Other Expenditure                              | ...                   | ...     | 12,53,55  | 12,53,55 |
| Total 80   | 5,56,64               | 7,11,26 | 12,53,55  | 25,21,45 |
| Total- 2702  | 8,99,35               | 8,50,87 | 12,53,55  | 30,03,77 |
| 2705 Command Area Development                      |                       |         |   |          |
| 800 Other Expenditure                              | ...                   | ...     | 2,00,00   | 2,00,00  |
| Total- 2705  | ...                   | ...     | 2,00,00   | 2,00,00  |
| 2711 Flood Control and Drainage                    |                       |         |   |          |
| 01 Flood Control                                   |                       |         |   |          |
| 800 Other Expenditure                              | 2,15,94               | 4,83,20 | ...   | 6,99,14  |
| Total 01   | 2,15,94               | 4,83,20 | ...   | 6,99,14  |

(\*) The discrepancy in the accounting classification between budget document and the prescribed head of accounts is under correspondence with the State Government. Reply is awaited (October,2005) .

## STATEMENT NO 12- Contd.

(In this statement figures in bold represent charged expenditure  
and figures in italic represent Central Sector Schemes)

| Heads  | Actuals for 2004-2005                |          |   | Total      |          |
|--|--------------------------------------|----------|---|------------|----------|
|  | Non-Plan                             | Plan     | Central Sector Schemes/<br>Centrally Sponsored<br>Schemes |            |          |
| <b>(In thousands of rupees)</b>                    |                                      |          |   |            |          |
| <b>EXPENDITURE HEADS (REVENUE ACCOUNT)- Contd.</b> |                                      |          |   |            |          |
| <b>C. ECONOMIC SERVICES- Contd.</b>                |                                      |          |   |            |          |
| <b>(d) Irrigation and Flood Control- Concltd.</b>  |                                      |          |   |            |          |
| 2711   | Flood Control and Drainage- Concltd. |          |   |            |          |
| Total- 2711  | 2,15,94                              | 4,83,20  | ...   | 6,99,14    |          |
| Total- (d)   | Irrigation and Flood Control         | 11,15,29 | 13,74,07  | 14,53,55   | 39,42,91 |
| <b>(e) Energy</b>                                  |                                      |          |   |            |          |
| 2801   | Power                                |          |   |            |          |
| 01   | Hydel Generation                     |          |   |            |          |
| 101  | Purchase of Power                    |          |   |            |          |
|  | 88,99,02                             | ...      | ...   | 88,99,02   |          |
| Total 01   | 88,99,02                             | ...      | ...   | 88,99,02   |          |
| 05   | Transmission and Distribution        |          |   |            |          |
| 001  | Direction and Administration         |          |   |            |          |
| 800  | Other Expenditure                    |          |   |            |          |
|  | 9,78,38                              | ...      | ...   | 9,78,38    |          |
|  | 1,41,44                              | ...      | ...   | 1,41,44    |          |
| Total 05   | 11,19,82                             | ...      | ...   | 11,19,82   |          |
| 06   | Rural Electrification                |          |   |            |          |
| 052  | Machinery and Equipment              |          |   |            |          |
|  | ...                                  | 3,51,48  | ...   | 3,51,48    |          |
| Total 06   | ...                                  | 3,51,48  | ...   | 3,51,48    |          |
| Total- 2801  | 1,00,18,84                           | 3,51,48  | ...   | 1,03,70,32 |          |
| 2810   | Non-Conventional Sources of Energy   |          |   |            |          |
| 60   | Others                               |          |   |            |          |
| 800  | Other Expenditure                    |          |   |            |          |
|  | ...                                  | 1,85,00  | ...   | 1,85,00    |          |

## STATEMENT NO 12- Contd.

(In this statement figures in bold represent charged expenditure and figures in italic represent Central Sector Schemes)

| Heads  | Actuals for 2004-2005 |         |   | Total      |
|--|-----------------------|---------|---|------------|
|  | Non-Plan              | Plan    | Central Sector Schemes/<br>Centrally Sponsored<br>Schemes |            |
| (In thousands of rupees)                             |                       |         |   |            |
| <b>EXPENDITURE HEADS (REVENUE ACCOUNT)- Contd.</b>   |                       |         |   |            |
| <b>C. ECONOMIC SERVICES – Contd.</b>                 |                       |         |   |            |
| <b>(e) Energy- Concl.</b>                            |                       |         |   |            |
| 2810 Non-Conventional Sources of Energy-Concl.       |                       |         |   |            |
| 60 Others – Concl.                                   |                       |         |   |            |
| Total 60   | ...                   | 1,85,00 | ...   | 1,85,00    |
| Total- 2810  | ...                   | 1,85,00 | ...   | 1,85,00    |
| Total- (e) Energy                                    | 1,00,18,84            | 5,36,48 | ...   | 1,05,55,32 |
| <b>(f) Industries and Minerals</b>                   |                       |         |   |            |
| 2851 Village and Small Industries                    |                       |         |   |            |
| 001 Direction and Administration                     | 5,14,77               | 4,50,79 | ...   | 9,65,56    |
| 101 Industrial Estates                               | ...                   | 25      | ...   | 25         |
| 102 Small Scale Industries                           | ...                   | 2,97    | <i>7,10</i>   | 10,07      |
| 103 Handloom Industries                              | 77,04                 | 15,93   | ...   | 92,97      |
| 104 Handicraft Industries                            | 8,00                  | ...     | ...   | 8,00       |
| 105 Khadi and Village Industries                     | ...                   | 15,00   | ...   | 15,00      |
| 107 Sericulture Industries                           | ...                   | 18,16   | ...   | 18,16      |
| 200 Other Village Industries                         | 9,87                  | 1,16    | ...   | 11,03      |
| 800 Other Expenditure                                | 8,46                  | 17,78   | <i>1,08,56</i>  | 1,34,80    |
| Total- 2851  | 6,18,14               | 5,22,04 | <i>1,15,66</i>  | 12,55,84   |
| 2853 Non-ferrous Mining and Metallurgical Industries |                       |         |   |            |
| 02 Regulation and Development of Mines               |                       |         |   |            |
| 001 Direction and Administration                     | ...                   | 79,37   | ...   | 79,37      |
| Total 02   | ...                   | 79,37   | ...   | 79,37      |
| Total 2853   | ...                   | 79,37   | ...   | 79,37      |

## STATEMENT NO 12- Contd.

(In this statement figures in bold represent charged expenditure and figures in italic represent Central Sector Schemes)

| Heads  | Actuals for 2004-2005 |          |   | Total    |
|--|-----------------------|----------|---|----------|
|  | Non-Plan              | Plan     | Central Sector Schemes/<br>Centrally Sponsored<br>Schemes |          |
| (In thousands of rupees)                           |                       |          |   |          |
| <b>EXPENDITURE HEADS (REVENUE ACCOUNT)- Contd.</b> |                       |          |   |          |
| <b>C. ECONOMIC SERVICES- Contd.</b>                |                       |          |   |          |
| <b>(f) Industries and Minerals- Concltd.</b>       |                       |          |   |          |
| 2875 Other Industries                              |                       |          |   |          |
| 60 Other Industries                                |                       |          |   |          |
| 800 Other Expenditure                              | 50                    | ...      | ...   | 50       |
| Total 60   | 50                    | ...      | ...   | 50       |
| Total- 2875  | 50                    | ...      | ...   | 50       |
| 2885 Other Outlays on Industries and Minerals      |                       |          |   |          |
| 02 Development of Backward Areas                   |                       |          |   |          |
| 800 Other Expenditure                              | ...                   | ...      | 1,00,00   | 1,00,00  |
| Total 02   | ...                   | ...      | 1,00,00   | 1,00,00  |
| Total 2885   | ...                   | ...      | 1,00,00   | 1,00,00  |
| Total- (f) Industries and Minerals                 | 6,18,64               | 6,01,41  | 2,15,66   | 14,35,71 |
| <b>(g) Transport</b>                               |                       |          |   |          |
| 3053 Civil Aviation                                |                       |          |   |          |
| 80 General   |                       |          |   |          |
| 001 Direction and Administration                   | ...                   | 96,82    | ...   | 96,82    |
| Total 80   | ...                   | 96,82    | ...   | 96,82    |
| Total- 3053  | ...                   | 96,82    | ...   | 96,82    |
| 3054 Roads and Bridges                             |                       |          |   |          |
| 04 District and Other Roads                        |                       |          |   |          |
| 105 Maintenance and Repairs                        | 72,07                 | ...      | ...   | 72,07    |
| 337 Road Works                                     | ...                   | 16,00    | ...   | 16,00    |
| 800 Other Expenditure                              | 1,16,11               | 23,16,13 | ...   | 24,32,24 |
| Total 04   | 1,88,18               | 23,32,13 | ...   | 25,20,31 |



## STATEMENT NO 12- Contd.

(In this statement figures in bold represent charged expenditure and figures in italic represent Central Sector Schemes)

| Heads  | Actuals for 2004-2005                    |          |   | Total |          |
|--|--|----------|---|-------|----------|
|  | Non-Plan                                 | Plan     | Central Sector Schemes/<br>Centrally Sponsored<br>Schemes |       |          |
| (In thousands of rupees)                           |  |          |   |       |          |
| <b>EXPENDITURE HEADS (REVENUE ACCOUNT)- Contd.</b> |  |          |   |       |          |
| <b>C. ECONOMIC SERVICES-Contd.</b>                 |  |          |   |       |          |
| <b>(g) Transport-Concltd.</b>                      |  |          |   |       |          |
| 3054 Roads and Bridges-Concltd.                    |  |          |   |       |          |
| 80 General   |  |          |   |       |          |
| 001  | Direction and<br>Administration          | ...      | 8,12,00   | ...   | 8,12,00  |
| Total  | 80                                       | ...      | 8,12,00   | ...   | 8,12,00  |
| Total-   | 3054                                     | 1,88,18  | 31,44,13  | ...   | 33,32,31 |
| 3055 Road Transport                                |  |          |   |       |          |
| 001  | Direction and<br>Administration          | 15,06    | 28,02   | ...   | 43,08    |
| 800  | Other Expenditure                        | 22,62,72 | 1,23,23   | ...   | 23,85,95 |
| Total-   | 3055                                     | 22,77,78 | 1,51,25   | ...   | 24,29,03 |
| Total- (g)   | Transport                                | 24,65,96 | 33,92,20  | ...   | 58,58,16 |
| <b>(h) Communications</b>                          |  |          |   |       |          |
| 3275 Other Communication Services                  |  |          |   |       |          |
| 800  | Other Expenditure                        | 23,08,34 | ...   | ...   | 23,08,34 |
| Total-   | 3275                                     | 23,08,34 | ...   | ...   | 23,08,34 |
| Total- (h)   | Communications                           | 23,08,34 | ...   | ...   | 23,08,34 |
| <b>(i) Science, Technology and Environment</b>     |  |          |   |       |          |
| 3425 Other Scientific Research                     |  |          |   |       |          |
| 60 Others  |  |          |   |       |          |
| 001  | Direction and<br>Administration          | ...      | 1,66  | ...   | 1,66     |
| 200  | Assistance to Other<br>Scientific bodies | ...      | 23,30   | ...   | 23,30    |
| Total  | 60                                       | ...      | 24,96   | ...   | 24,96    |

**STATEMENT NO 12- Contd.**

(In this statement figures in bold represent charged expenditure and figures in italic represent Central Sector Schemes)

| Heads   | Non-Plan | Plan     | Actuals for 2004-2005                                     |  | Total    |
|---|----------|----------|---|--|----------|
|   |          |          | Central Sector Schemes/<br>Centrally Sponsored<br>Schemes |  |          |
| <b>(In thousands of rupees)</b>                         |          |          |   |  |          |
| <b>EXPENDITURE HEADS (REVENUE ACCOUNT)- Contd.</b>      |          |          |   |  |          |
| <b>C. ECONOMIC SERVICES-Contd.</b>                      |          |          |   |  |          |
| <b>(i) Science, Technology and Environment-Concltd.</b> |          |          |   |  |          |
| 3425 Other Scientific Research - Concltd.               |          |          |   |  |          |
| Total- 3425   |          |          |   |  | 24,96    |
|   | ...      | 24,96    | ...   |  |          |
| 3435 Ecology and Environment                            |          |          |   |  |          |
| 60 Others   |          |          |   |  |          |
| 800 Other Expenditure                                   |          |          |   |  | 9,92     |
|   | ...      | 9,92     | ...   |  |          |
| Total 60  |          |          |   |  | 9,92     |
|   | ...      | 9,92     | ...   |  |          |
| Total- 3435   |          |          |   |  | 9,92     |
|   | ...      | 9,92     | ...   |  |          |
| Total- (i) Science, Technology and Environment          |          |          |   |  | 34,88    |
|   | ...      | 34,88    | ...   |  |          |
| <b>(j) General Economic Services</b>                    |          |          |   |  |          |
| 3451 Secretariat-Economic Services                      |          |          |   |  |          |
| 090 Secretariat   |          |          |   |  | 1,37,13  |
|   | 79,80    | 57,33    | ...   |  |          |
| 091 Attached Offices                                    |          |          |   |  | 6,04     |
|   | ...      | 6,04     | ...   |  |          |
| 101 Planning Commission / Planning Board                |          |          |   |  | 7,13     |
|   | ...      | 7,13     | ...   |  |          |
| 102 District Planning Machinery                         |          |          |   |  | 38,47,65 |
|   | ...      | 38,47,65 | ...   |  |          |
| Total- 3451   |          |          |   |  | 39,97,95 |
|   | 79,80    | 39,18,15 | ...   |  |          |
| 3452 Tourism  |          |          |   |  |          |
| 01 Tourist Infrastructure                               |          |          |   |  |          |
| 800 Other Expenditure                                   |          |          |   |  | 83,37    |
|   | ...      | 83,37    | ...   |  |          |
| Total 01  |          |          |   |  | 83,37    |
|   | ...      | 83,37    | ...   |  |          |

## STATEMENT NO 12- Contd.

(In this statement figures in bold represent charged expenditure and figures in italic represent Central Sector Schemes)

| Heads  | Non-Plan | Plan    | Actuals for 2004-2005                                     |       | Total   |
|--|----------|---------|---|-------|---------|
|  |          |         | Central Sector Schemes/<br>Centrally Sponsored<br>Schemes |       |         |
| (In thousands of rupees)                           |          |         |   |       |         |
| <b>EXPENDITURE HEADS (REVENUE ACCOUNT)- Contd.</b> |          |         |   |       |         |
| <b>C. ECONOMIC SERVICES-Contd.</b>                 |          |         |   |       |         |
| <b>(j) General Economic Services-Contd.</b>        |          |         |   |       |         |
| 3452 Tourism – Concltd.                            |          |         |   |       |         |
| 80 General   |          |         |   |       | 1,38,90 |
| 001 Direction and Administration                   | 15,74    | 1,23,16 | ...   |       |         |
| 003 Training                                       |          |         |   |       | 5,10    |
|  | ...      | 5,10    | ...   |       |         |
| 104 Promotion and<br>Publicity                     | ...      | 13,20   | ...   |       | 13,20   |
| 800 Other Expenditure                              | ...      |         |   |       | 39,76   |
|  | ...      | 39,76   | ...   |       |         |
| Total 80   |          |         |   |       | 1,96,96 |
|  | 15,74    | 1,81,22 | ...   |       |         |
| Total- 3452  |          |         |   |       | 2,80,33 |
|  | 15,74    | 2,64,59 | ...   |       |         |
| 3454 Census, Surveys and Statistics                |          |         |   |       |         |
| 01 Census  |          |         |   |       |         |
| 001 Direction and<br>Administration                | 1,80,80  | 59,16   | ...   |       | 2,39,96 |
| 800 Other Expenditure                              |          |         |   | 12,02 | 12,02   |
|  | ...      | ...     | 12,02   |       |         |
| Total 01   |          |         |   |       | 2,51,98 |
|  | 1,80,80  | 59,16   | 12,02   |       |         |
| 02 Surveys and Statistics                          |          |         |   |       |         |
| 111 Vital Statistics                               |          |         |   |       |         |
|  | 55,39    | 6,41    | ...   |       | 61,80   |
| 201 National Sample<br>Survey Organisation         | ...      | ...     | 97,40   |       | 97,40   |
| Total 02   |          |         |   |       | 1,59,20 |
|  | 55,39    | 6,41    | 97,40   |       |         |
| Total- 3454  |          |         |   | 12,02 | 4,11,18 |
|  | 2,36,19  | 65,57   | 97,40   |       |         |
| 3456 Civil Supplies                                |          |         |   |       |         |
| 001 Direction and<br>Administration                |          |         |   |       |         |
|  | 4,55,72  | 1,29,55 | ...   |       | 5,85,27 |
| 800 Other Expenditure                              | ...      | ...     | 85  |       | 85      |
| Total 3456   |          |         |   | 85    | 5,86,12 |
|  | 4,55,72  | 1,29,55 | 85  |       |         |

## STATEMENT NO 12- Contd.

(In this statement figures in bold represent charged expenditure and figures in *italic* represent Central Sector Schemes)

| Heads   | <u>Actuals for 2004-2005</u>           |                   |   | Total              |
|---|--|-------------------|---|--------------------|
|   | Non-Plan                               | Plan              | Central Sector Schemes/<br>Centrally Sponsored<br>Schemes |                    |
| <b>(In thousands of rupees)</b>                                 |  |                   |   |                    |
| <b>EXPENDITURE HEADS (REVENUE ACCOUNT)- Concl.</b>              |  |                   |   |                    |
| <b>C. ECONOMIC SERVICES –Concl.</b>                             |  |                   |   |                    |
| <b>(j) General Economic Services- Concl.</b>                    |  |                   |   |                    |
| 3475 Other General Economic Services                            |  |                   |   |                    |
| 106 Regulations of Weights<br>and Measures                      | 1,21,48                                | 35,94             | ...   | 1,57,42            |
| Total- 3475   | 1,21,48                                | 35,94             | ...   | 1,57,42            |
| Total- (j) General Economic<br>Services                         | 9,08,93                                | 44,13,80          | 12,87<br>97,40  | 54,33,00           |
|   |  |                   | 4,86,18   |                    |
| <b>Total C. ECONOMIC SERVICES</b>                               | <b>3,23,31,77</b>                      | <b>1,67,50,33</b> | <b>52,27,08</b>   | <b>5,47,95,36</b>  |
| <b>GRAND TOTAL<br/>EXPENDITURE HEADS<br/>(REVENUE ACCOUNTS)</b> | <b>1,57,49,98</b><br><i>7,73,11,26</i> | <b>3,71,93,05</b> | <b>39,23,70</b><br><i>1,67,86,22</i>                      | <b>15,09,64,21</b> |
| <b>EXPENDITURE HEADS (CAPITAL ACCOUNT) (a)</b>                  |  |                   |   |                    |
| <b>A. CAPITAL ACCOUNT OF GENERAL SERVICES</b>                   |  |                   |   |                    |
| 4055 Capital Outlay on Police                                   | ...                                    | 3,31,63           | ...   | 3,31,63            |
| 4058 Capital Outlay on Stationery<br>and Printing               | 18,93                                  | 5,68              | ...   | 24,61              |
| 4059 Capital Outlay on Public Works                             | 28,06                                  | 9,48,08           | 41,30   | 10,17,44           |
| 4070 Capital Outlay on Other<br>Administrative Services         | ...                                    | 78,91             | ...   | 78,91              |
| <b>Total- A. CAPITAL ACCOUNT<br/>OF GENERAL<br/>SERVICES</b>    | <b>46,99</b>                           | <b>13,64,30</b>   | <b>41,30</b>  | <b>14,52,59</b>    |

(a) Details by minor heads and schemes are given in Statement No. 13.

## STATEMENT NO 12- Contd.

(In this statement figures in bold represent charged expenditure and figures in italic represent Central Sector Schemes)

| Heads   | Actuals for 2004-2005  |         |   | Total    |
|---|--|---------|---|----------|
|   | Non-Plan   | Plan    | Central Sector Schemes/<br>Centrally Sponsored<br>Schemes |          |
| (In thousands of rupees)  |  |         |   |          |
| <b>EXPENDITURE HEADS (CAPITAL ACCOUNT)- Contd.</b>  |  |         |   |          |
| <b>B. CAPITAL ACCOUNT OF SOCIAL SERVICES</b>  |  |         |   |          |
| <b>(a) Capital Account of Education, Sports, Art and Culture</b>                              |  |         |   |          |
| 4202  | Capital Outlay on Education,<br>Sports, Art and Culture                                |         |   |          |
| Total-  | 4202   |         | <i>1,97,26</i>  | 19,57,51 |
|   |  | ...     | 17,34,22  | 26,03    |
| Total-  | (a) Capital Account of<br>Education, Sports,<br>Art and Culture                        | ...     | <i>1,97,26</i>  | 19,57,51 |
|   |  | ...     | 17,34,22  | 26,03    |
| <b>(b) Capital Account of Health and Family Welfare</b>                                       |  |         |   |          |
| 4210  | Capital Outlay on Medical and<br>Public Health   |         |   |          |
| Total-  | 4210   |         | <i>5,65</i>   | 16,93,40 |
|   |  | ...     | 16,87,75  |          |
| Total-  | (b) Capital Account of<br>Health and Family<br>Welfare                                 | ...     | <i>5,65</i>   | 16,93,40 |
|   |  | ...     | 16,87,75  |          |
| <b>(c) Capital Account of Water Supply,<br/>Sanitation, Housing and<br/>Urban Development</b> |  |         |   |          |
| 4215  | Capital Outlay on Water Supply and<br>Sanitation                                       |         |   |          |
|   |  | ...     | 19,03,56  | ...      |
| 4216  | Capital Outlay on Housing  |         |   |          |
|   | 25,00  | 5,82,25 | ...   | 6,07,25  |
| 4217  | Capital Outlay on Urban<br>Development   |         |   |          |
|   | ...  | 4,27,16 | 17,49   | 4,44,65  |
| Total(c)  | Capital Account of<br>Water Supply,<br>Sanitation,<br>Housing and Urban<br>Development | 25,00   | 29,12,97  | 17,49    |
|   |  |         |   | 29,55,46 |

## STATEMENT NO 12- Contd.

(In this statement figures in bold represent charged expenditure and figures in italic represent Central Sector Schemes)

| Heads  | Non-Plan   | Plan  | Actuals for 2004-2005                                     |                           | Total    |
|--|--|-------|---|---------------------------|----------|
|  |  |       | Central Sector Schemes/<br>Centrally Sponsored<br>Schemes |                           |          |
| <b>(In thousands of rupees)</b>                                |  |       |   |                           |          |
| <b>EXPENDITURE HEADS (CAPITAL ACCOUNT)- Contd.</b>             |  |       |   |                           |          |
| <b>B. CAPITAL ACCOUNT OF SOCIAL SERVICES- Concl.</b>           |  |       |   |                           |          |
| <b>(d) Capital Account of Information and Broadcasting</b>     |  |       |   |                           |          |
| 4220   | Capital Outlay on Information and<br>Publicity                   | ...   | 10,97   | ...                       | 10,97    |
| Total-   | (d) Capital Account of<br>Information and<br>Broadcasting        | ...   | 10,97   | ...                       | 10,97    |
| <b>(g) Capital Account of Social Welfare and Nutrition</b>     |  |       |   |                           |          |
| 4235   | Capital Outlay on Social Security<br>and Welfare                 | ...   | 2,28,23   | <i>18,50</i><br>1,87,50   | 4,34,23  |
| Total-   | (g) Capital Account of<br>Social Welfare and<br>Nutrition        | ...   | 2,28,23   | <i>18,50</i><br>1,87,50   | 4,34,23  |
| <b>(h) Capital Account of Other<br/><i>Social Services</i></b> |  |       |   |                           |          |
| 4250   | Capital Outlay on other Social<br>Services                       | ...   | 1,06  | <i>1,36,90</i>            | 1,37,96  |
| Total-   | (h) Capital Account<br>of Other <i>Social</i><br><i>Services</i> | ...   | 1,06  | <i>1,36,90</i>            | 1,37,96  |
| <b>Total</b>   | <b>B. CAPITAL ACCOUNT<br/>OF SOCIAL SERVICES</b>                 | 25,00 | 65,75,20  | <i>3,58,31</i><br>2,31,02 | 71,89,53 |

## STATEMENT NO 12- Contd.

(In this statement figures in bold represent charged expenditure  
and figures in italic represent Central Sector Schemes)

| Heads   | Actuals for 2004-2005                                 |       |   | Total                   |         |
|---|---|-------|---|-------------------------|---------|
|   | Non-Plan  | Plan  | Central Sector Schemes/<br>Centrally Sponsored<br>Schemes |                         |         |
| (In thousands of rupees)  |   |       |   |                         |         |
| <b>EXPENDITURE HEADS (CAPITAL ACCOUNT)- Contd.</b>              |   |       |   |                         |         |
| <b>C. CAPITAL ACCOUNT OF ECONOMIC SERVICES</b>                  |   |       |   |                         |         |
| <b>(a) Capital Account of Agriculture and Allied Activities</b> |   |       |   |                         |         |
| 4401  | Capital Outlay on Crop Husbandry                      | ...   | 1,66,97   | ...                     | 1,66,97 |
| 4402  | Capital Outlay on Soil and Water Conservation         | ...   | 4,07  | ...                     | 4,07    |
| 4403  | Capital Outlay on Animal Husbandry                    | ...   | ...   | <i>1,00,40</i><br>28,44 | 1,28,84 |
| 4404  | Capital Outlay on Dairy Development                   | ...   | 11  | <i>1,30</i>             | 1,41    |
| 4405  | Capital Outlay on Fisheries                           | ...   | 2,00  | ...                     | 2,00    |
| 4406  | Capital Outlay on Forestry and Wild Life              | ...   | 10,00   | ...                     | 10,00   |
| 4408  | Capital Outlay on Food, Storage and Warehousing       | 69,03 | ...   | ...                     | 69,03   |
| 4415  | Capital Outlay on Agricultural Research and Education | ...   | 10,08   | ...                     | 10,08   |
| 4425  | Capital Outlay on Co-operation                        | ...   | 91,46   | ...                     | 91,46   |

## STATEMENT NO 12- Contd.

(In this statement figures in bold represent charged expenditure and figures in italic represent Central Sector Schemes)

| Heads   | Actuals for 2004-2005                                |       |   | Total            |          |
|---|--|-------|---|------------------|----------|
|   | Non-Plan   | Plan  | Central Sector Schemes/<br>Centrally Sponsored<br>Schemes |                  |          |
| (In thousands of rupees)  |  |       |   |                  |          |
| <b>EXPENDITURE HEADS (CAPITAL ACCOUNT)- Contd.</b>                      |  |       |   |                  |          |
| <b>C. CAPITAL ACCOUNT OF ECONOMIC SERVICES -Contd.</b>                  |  |       |   |                  |          |
| <b>(a) Capital Account of Agriculture and Allied Activities -Concl.</b> |  |       |   |                  |          |
| Total- (a)  | Capital Account of Agriculture and Allied Activities | 69,03 | 2,84,69   | 1,01,70<br>28,44 | 4,83,86  |
| <b>(b) Capital Account of Rural Development</b>                         |  |       |   |                  |          |
| 4515  | Capital Outlay on other Rural Development Programmes | ...   | 4,00  | ...              | 4,00     |
| Total- (b)  | Capital Account of Rural Development                 | ...   | 4,00  | ...              | 4,00     |
| <b>(c) Capital Account of Special Areas Programme</b>                   |  |       |   |                  |          |
| 4552  | Capital Outlay on North Eastern Areas                | ...   | 31,58,07  | ...              | 31,58,07 |
| 4575  | Capital Outlay on other Special Areas Programmes     | ...   | 5,59,98   | ...              | 5,59,98  |
| Total- (c)  | Capital Account of Special Areas Programme           | ...   | 37,18,05  | ...              | 37,18,05 |
| <b>(d) Capital Account of Irrigation and Flood Control</b>              |  |       |   |                  |          |
| 4702  | Capital Outlay on Minor Irrigation                   | ...   | 11,00   | ...              | 11,00    |



## STATEMENT NO 12- Contd.

(In this statement figures in bold represent charged expenditure and figures in italic represent Central Sector Schemes)

| Heads  | Non-Plan  | Plan | Actuals for 2004-2005                                     |                 | Total      |
|--|---|------|---|-----------------|------------|
|  |   |      | Central Sector Schemes/<br>Centrally Sponsored<br>Schemes |                 |            |
| <b>(In thousands of rupees)</b>                                    |   |      |   |                 |            |
| <b>EXPENDITURE HEADS (CAPITAL ACCOUNT)- Contd.</b>                 |   |      |   |                 |            |
| <b>C. CAPITAL ACCOUNT OF ECONOMIC SERVICES –Contd.</b>             |   |      |   |                 |            |
| <b>(d) Capital Account of Irrigation and Flood Control –Concl.</b> |   |      |   |                 |            |
| 4711   | Capital Outlay on Flood Control Projects                          | ...  | 3,74,99   | ...             | 3,74,99    |
| Total-   | (d) Capital Account of Irrigation and Flood Control               | ...  | 3,85,99   | ...             | 3,85,99    |
| <b>(e) Capital Account of Energy</b>                               |   |      |   |                 |            |
| 4801   | Capital Outlay on Power Projects                                  | ...  | 1,17,45,71  | <i>31,95,41</i> | 1,49,41,12 |
| Total-   | (e) Capital Account of Energy                                     | ...  | 1,17,45,71  | <i>31,95,41</i> | 1,49,41,12 |
| <b>(f) Capital Account of Industry and Minerals</b>                |   |      |   |                 |            |
| 4851   | Capital Outlay on Village and Small Industries                    | ...  | 74  | ...             | 74         |
| 4852   | Capital Outlay on Iron and Steel Industries                       | ...  | 4,33  | ...             | 4,33       |
| 4853   | Capital Outlay on Non-ferrous Mining and Metallurgical Industries | ...  | 5,00  | ...             | 5,00       |
| 4875   | Capital Outlay on other Industries                                | ...  | 5,00  | ...             | 5,00       |

## STATEMENT NO 12- Contd.

(In this statement figures in bold represent charged expenditure  
and figures in italic represent Central Sector Schemes)

| Heads  | Non-Plan   | Plan    | Actuals for 2004-2005                                     |                 | Total    |
|--|--|---------|---|-----------------|----------|
|  |  |         | Central Sector Schemes/<br>Centrally Sponsored<br>Schemes |                 |          |
| <b>(In thousands of rupees)</b>                              |  |         |   |                 |          |
| <b>EXPENDITURE HEADS (CAPITAL ACCOUNT)- Contd.</b>           |  |         |   |                 |          |
| <b>C. CAPITAL ACCOUNT OF ECONOMIC SERVICES – Contd.</b>      |  |         |   |                 |          |
| <b>(f) Capital Account of Industry and Minerals – Concl.</b> |  |         |   |                 |          |
| Total- (f)   | Capital Account of<br>Industry and<br>Minerals       | ...     | 15,07   | ...             | 15,07    |
| <b>(g) Capital Account of Transport</b>                      |  |         |   |                 |          |
| 5053   | Capital Outlay on Civil Aviation                     | ...     | 1,53,00   | ...             | 1,53,00  |
| 5054   | Capital Outlay on Roads<br>and Bridges               | 1,55,00 | 79,68,15  | ...             | 81,23,15 |
| 5055   | Capital Outlay on Road Transport                     | ...     | 3,15,33   | ...             | 3,15,33  |
| Total- (g)   | Capital Account of<br>Transport                      | 1,55,00 | 84,36,48  | ...             | 85,91,48 |
| <b>(j) Capital Account of General Economic Services</b>      |  |         |   |                 |          |
| 5452   | Capital Outlay on Tourism                            | ...     | 4,78,27   | 3,55<br>2,30,97 | 7,12,79  |
| 5475   | Capital Outlay on Other General<br>Economic Services | ...     | 12,61   | ...             | 12,61    |

## STATEMENT NO 12- Concl.

(In this statement figures in bold represent charged expenditure  
and figures in italic represent Central Sector Schemes)

| Heads  | <u>Actuals for 2004-2005</u>    |            |   | Total       |
|--|---------------------------------|------------|---|-------------|
|  | Non-Plan                        | Plan       | Central Sector Schemes/<br>Centrally Sponsored<br>Schemes |             |
| (In thousands of rupees)   |                                 |            |   |             |
| <b>EXPENDITURE HEADS (CAPITAL ACCOUNT)- Concl.</b>                 |                                 |            |   |             |
| <b>C. CAPITAL ACCOUNT OF ECONOMIC SERVICES – Concl.</b>            |                                 |            |   |             |
| <b>(j) Capital Account of General Economic Services – Concl.</b>   |                                 |            |   |             |
| Total- (j) Capital Account of General Economic Services            | ...                             | 4,90,88    | 3,55<br>2,30,97   | 7,25,40     |
|  |                                 |            | 33,00,66  |             |
| <b>TOTAL: C. CAPITAL ACCOUNT OF ECONOMIC SERVICES</b>              | 2,24,03                         | 2,50,80,87 | 2,59,41   | 2,88,64,97  |
|  |                                 |            | 36,58,97  |             |
| <b>TOTAL EXPENDITURE HEADS (CAPITAL ACCOUNT)</b>                   | 2,96,02                         | 3,30,20,37 | 5,31,73   | 3,75,07,09  |
|  |                                 |            | 75,82,67  |             |
| <b>GRAND TOTAL EXPENDITURE HEADS (Revenue and Capital Account)</b> | <b>1,57,49,98</b><br>7,76,07,28 | 7,02,13,42 | 1,73,17,95  | 18,84,71,30 |

## STATEMENT NO.13

DETAILED STATEMENT OF CAPITAL EXPENDITURE DURING  
AND TO THE END OF THE YEAR 2004-2005(Figures in *Italic* represent Central Sector Schemes)Expenditure during 2004-2005

| Heads   | Non Plan                                  | Plan    | Centrally Sponsored<br>Schemes/Central<br>Sector Schemes | Total   | Expenditure<br>to end of<br>2004-2005 |
|---|---|---------|--|---------|---------------------------------------|
| (In thousands of rupees)                      |   |         |  |         |                                       |
| <b>A. CAPITAL ACCOUNT OF GENERAL SERVICES</b> |   |         |  |         |                                       |
| 4047  | Capital Outlay on Other Fiscal Services   |         |  |         |                                       |
| 800   | Other Expenditure                         | ...     | ...  | ...     | 3,16                                  |
| Total-4047                                    | ...                                       | ...     | ...  | ...     | 3,16                                  |
| 4055  | Capital Outlay on Police                  |         |  |         |                                       |
| 211   | Police Housing                            | ...     | ...  | ...     | 8,33,56                               |
| 800   | Other Expenditure                         | ...     | 3,31,63  | 3,31,63 | 39,07,15                              |
| Total-4055                                    | ...                                       | 3,31,63 | ...  | 3,31,63 | 47,40,71                              |
| 4058  | Capital Outlay on Stationery and Printing |         |  |         |                                       |
| 103   | Government Press                          | 18,93   | 5,68   | 24,61   | 1,56,43                               |
|   |   | ...     | ...  | ...     | ...                                   |
| Total-4058                                    | 18,93                                     | 5,68    | ...  | 24,61   | 1,56,43                               |

117  
STATEMENT NO.13- Contd.

(Figures in *Italic* represent Central Sector Schemes)

Expenditure during 2004-2005

| Heads   | Non Plan  | Plan    | Centrally Sponsored<br>Schemes/Central<br>Sector Schemes | Total   | Expenditure<br>to end of<br>2004-2005 |
|---|---|---------|--|---------|---------------------------------------|
| (In thousands of rupees)                              |   |         |  |         |                                       |
| <b>A. CAPITAL ACCOUNT OF GENERAL SERVICES -Contd.</b> |   |         |  |         |                                       |
| 4059  | Capital Outlay on Public Works                      |         |  |         |                                       |
| 80  | General   |         |  |         |                                       |
| 001   | ...   | ...     | ...  | ...     | 1,00                                  |
| 051   | ...   | 5,22,85 | ...  | 5,22,85 | 36,01,96                              |
| 800   | Other Expenditure                                   |         |  |         |                                       |
| 1   | ...   | ...     | ...  | ...     | 1,37,21                               |
|   | Construction of Type II (100 Nos) Quarters at Ganga |         |  |         |                                       |
| 2   | ...   | ...     | ...  | ...     | 2,22,93                               |
|   | Construction of Banquet Hall at Itanagar            |         |  |         |                                       |
| 3   | ...   | ...     | ...  | ...     | 16,46                                 |
|   | C/o office building for D.C. Popumpare at Yupia.    |         |  |         |                                       |
| 4   | ...   | ...     | ...  | ...     | 45,70                                 |
|   | C/o Dist. Jail , Itanagar.                          |         |  |         |                                       |
| 5   | ...   | ...     | ...  | ...     | 1,93,51                               |
|   | C/o District Jail at Tezu                           |         |  |         |                                       |
| 6   | ...   | 1,75,40 | ...  | 1,75,40 | 2,92,40                               |
|   | C/O Second AP Bhawan at New Delhi                   |         |  |         |                                       |
| 7   | 28,06   | 2,49,83 | 41,30  | 3,19,19 | 1,55,36,87                            |
|   | Other Works each Costing Rs. 1 Crore and less       |         |  |         |                                       |

118  
STATEMENT NO.13- Contd.

(Figures in *Italic* represent Central Sector Schemes)

| Heads   | <u>Expenditure during 2004-2005</u>              |       |  | Total | Expenditure<br>to end of<br>2004-2005 |            |
|---|--|-------|--|-------|---------------------------------------|------------|
|   | Non Plan   | Plan  | Centrally Sponsored<br>Schemes/Central<br>Sector Schemes |       |                                       |            |
| (In thousands of rupees)                                    |  |       |  |       |                                       |            |
| <b>A. CAPITAL ACCOUNT OF GENERAL SERVICES –Concl.</b>       |  |       |  |       |                                       |            |
| 4059  | Capital Outlay on Public Works –Concl.           |       |  |       |                                       |            |
| 80  | General- Concl.                                  |       |  |       |                                       |            |
| 800   | Other Expenditure- Concl.                        |       |  |       |                                       |            |
|   | Total-800  | 28,06 | 4,25,23  | 41,30 | 4,94,59                               | 1,64,45,08 |
| Total   | 80   | 28,06 | 9,48,08  | 41,30 | 10,17,44                              | 2,00,48,04 |
| Total-4059  |  | 28,06 | 9,48,08  | 41,30 | 10,17,44                              | 2,00,48,04 |
| 4070  | Capital Outlay on Other Administrative Services  |       |  |       |                                       |            |
| 800   | Other Expenditure                                | ...   | 78,91  | ...   | 78,91                                 | 8,20,26    |
| Total-4070  |  | ...   | 78,91  | ...   | 78,91                                 | 8,20,26    |
| 4075  | Capital Outlay on Miscellaneous General Services |       |  |       |                                       |            |
| 800   | Other Expenditure                                | ...   | ...  | ...   | ...                                   | 9,54       |
| Total-4075  |  | ...   | ...  | ...   | ...                                   | 9,54       |
| <b>Total A. CAPITAL ACCOUNT<br/>OF GENERAL<br/>SERVICES</b> |  | 46,99 | 13,64,30   | 41,30 | 14,52,59                              | 2,57,78,14 |

119  
STATEMENT NO.13- Contd.

(Figures in *Italic* represent Central Sector Schemes)

| Heads  | <u>Expenditure during 2004-2005</u>                      |      |  | Total | Expenditure<br>to end of<br>2004-2005 |            |
|--|--|------|--|-------|---------------------------------------|------------|
|  | Non Plan   | Plan | Centrally Sponsored<br>Schemes/Central<br>Sector Schemes |       |                                       |            |
| (In thousands of rupees)                     |  |      |  |       |                                       |            |
| <b>B. CAPITAL ACCOUNT OF SOCIAL SERVICES</b> |  |      |  |       |                                       |            |
| (a)  | Capital Account of<br>Education, Sports, Art and Culture |      |  |       |                                       |            |
| 4202   | Capital Outlay on Education, Sports, Art and Culture     |      |  |       |                                       |            |
| 01   | General Education  |      |  |       |                                       |            |
| 201  | Elementary Education                                     | ...  | 5,59,98  | ...   | 5,59,98                               | 16,91,22   |
| 202  | Secondary Education                                      | ...  | 7,06   | ...   | 7,06                                  | 1,84,71    |
| 203  | University and Higher<br>Education                       | ...  | 15,61  | ...   | 15,61                                 | 1,61,94    |
| 204  | Adult Education  | ...  | ...  | ...   | ...                                   | 1,80       |
| 800  | Other Expenditure  | ...  | 9,91,67  | ...   | 10,58,99                              | 2,06,52,22 |
|  |  |      |  | 67,32 |                                       |            |
| Total  | 01   | ...  | 15,74,32   | ...   | 16,41,64                              | 2,26,91,89 |
|  |  |      |  | 67,32 |                                       |            |
| 02   | Technical Education                                      |      |  |       |                                       |            |
| 104  | Polytechnics   | ...  | ...  | ...   | ...                                   | 5,00,00    |

120  
STATEMENT NO.13- Contd.

(Figures in *Italic* represent Central Sector Schemes)

Expenditure during 2004-2005

| Heads  | Non Plan | Plan     | Centrally Sponsored<br>Schemes/Central<br>Sector Schemes | Total    | Expenditure<br>to end of<br>2004-2005 |
|--|----------|----------|--|----------|---------------------------------------|
| (In thousands of rupees)   |          |          |  |          |                                       |
| <b>B. CAPITAL ACCOUNT OF SOCIAL SERVICES -Contd.</b>                   |          |          |  |          |                                       |
| (a) Capital Account of<br>Education, Sports, Art and Culture –Concl.   |          |          |  |          |                                       |
| 4202 Capital Outlay on Education, Sports, Art and Culture – Concl.     |          |          |  |          |                                       |
| 02 Technical Education – Concl.  |          |          |  |          |                                       |
| 800 Other expenditure  | ...      | ...      | ...  | ...      | 56,94                                 |
| Total 02   | ...      | ...      | ...  | ...      | 5,56,94                               |
| 03 Sports and Youth Services   |          |          |  |          |                                       |
| 800 Other Expenditure  | ...      | 1,19,35  | 26,03  | 1,45,38  | 11,96,75                              |
| Total 03   | ...      | 1,19,35  | 26,03  | 1,45,38  | 11,96,75                              |
| 04 Art and Culture   |          |          |  |          |                                       |
| 105 Public Libraries   | ...      | 12,50    | ...  | 12,50    | 70,67                                 |
| 106 Museums  | ...      | ...      | ...  | ...      | 22,34                                 |
| 800 Other Expenditure  | ...      | 28,05    | ...  | 1,57,99  | 4,65,79                               |
| Total 04   | ...      | 40,55    | ...  | 1,70,49  | 5,58,80                               |
| Total-4202   | ...      | 17,34,22 | ...  | 19,57,51 | 2,50,04,38                            |
| Total- (a) Capital Account of<br>Education, Sports,<br>Art and Culture | ...      | 17,34,22 | ...  | 19,57,51 | 2,50,04,38                            |



121  
STATEMENT NO.13- Contd.

(Figures in *Italic* represent Central Sector Schemes)

| Heads  | <u>Expenditure during 2004-2005</u>          |      |  | Total       | Expenditure to end of 2004-2005 |          |
|--|--|------|--|-------------|---------------------------------|----------|
|  | Non Plan                                     | Plan | Centrally Sponsored Schemes/Central Sector Schemes |             |                                 |          |
| (In thousands of rupees)                             |  |      |  |             |                                 |          |
| <b>B. CAPITAL ACCOUNT OF SOCIAL SERVICES -Contd.</b> |  |      |  |             |                                 |          |
| (b) Capital Account of Health and Family Welfare     |  |      |  |             |                                 |          |
| 4210   | Capital Outlay on Medical and Public Health  |      |  |             |                                 |          |
| 01   | Urban Health Services                        |      |  |             |                                 |          |
| 103  | Central Govt. Health Scheme                  | ...  | ...  | <i>1,35</i> | 1,35                            | 1,43,12  |
| 800  | Other Expenditure                            | ...  | ...  | ...         | ...                             | 5,00     |
| Total  | 01   | ...  | ...  | <i>1,35</i> | 1,35                            | 1,48,12  |
| 80   | General                                      |      |  |             |                                 |          |
| 800  | Other Expenditure                            | ...  | 16,87,75   | <i>4,30</i> | 16,92,05                        | 84,49,12 |
| Total  | 80   | ...  | 16,87,75   | <i>4,30</i> | 16,92,05                        | 84,49,12 |
| Total-4210   |  | ...  | 16,87,75   | <i>5,65</i> | 16,93,40                        | 85,97,24 |
| 4211   | Capital Outlay on Family Welfare             |      |  |             |                                 |          |
| 103  | Maternity and Child Health                   | ...  | ...  | ...         | ...                             | 26,93    |
| Total-4211   |  | ...  | ...  | ...         | ...                             | 26,93    |
| Total- (b)   | Capital Account of Health and Family Welfare | ...  | 16,87,75   | <i>5,65</i> | 16,93,40                        | 86,24,17 |

122  
STATEMENT NO.13- Contd.

(Figures in *Italic* represent Central Sector Schemes)

| Heads  | <u>Expenditure during 2004-2005</u>           |       |  | Total | Expenditure to end of 2004-2005 |            |
|--|---|-------|--|-------|---------------------------------|------------|
|  | Non Plan                                      | Plan  | Centrally Sponsored Schemes/Central Sector Schemes |       |                                 |            |
| (In thousands of rupees)   |   |       |  |       |                                 |            |
| <b>B. CAPITAL ACCOUNT OF SOCIAL SERVICES -Contd.</b>                           |   |       |  |       |                                 |            |
| (c) Capital Account of Water Supply, Sanitation, Housing and Urban Development |   |       |  |       |                                 |            |
| 4215   | Capital Outlay on Water Supply and Sanitation |       |  |       |                                 |            |
| 01   | Water Supply                                  |       |  |       |                                 |            |
| 101  | Urban Water Supply                            | ...   | 4,00,00  | ...   | 4,00,00                         | 22,56,97   |
| 102  | Rural Water Supply                            | ...   | ...  | ...   | ...                             | 1,88,72    |
| 800  | Other Expenditure                             | ...   | 15,03,56   | ...   | 15,03,56                        | 1,08,04,36 |
| Total  | 01  | ...   | 19,03,56   | ...   | 19,03,56                        | 1,32,50,05 |
| 02   | Sewerage and Sanitation                       |       |  |       |                                 |            |
| 106  | Sewerage Services                             | ...   | ...  | ...   | ...                             | 35,78      |
| Total  | 02  | ...   | ...  | ...   | ...                             | 35,78      |
| Total-4215   |   | ...   | 19,03,56   | ...   | 19,03,56                        | 1,32,85,83 |
| 4216   | Capital Outlay on Housing                     |       |  |       |                                 |            |
| 01   | Government Residential Buildings              |       |  |       |                                 |            |
| 106  | General Pool Accommodation                    | 25,00 | 5,82,25  | ...   | 6,07,25                         | 2,12,87,14 |
| 700  | Other Housing                                 | ...   | ...  | ...   | ...                             | 4,72,59    |
| Total  | 01  | 25,00 | 5,82,25  | ...   | 6,07,25                         | 2,17,59,73 |

123  
STATEMENT NO.13- Contd.

(Figures in *Italic* represent Central Sector Schemes)

| Heads   | <u>Expenditure during 2004-2005</u> |       |  | Total | Expenditure<br>to end of<br>2004-2005 |            |
|---|-------------------------------------|-------|--|-------|---------------------------------------|------------|
|   | Non Plan                            | Plan  | Centrally Sponsored<br>Schemes/Central<br>Sector Schemes |       |                                       |            |
| (In thousands of rupees)  |                                     |       |  |       |                                       |            |
| <b>B. CAPITAL ACCOUNT OF SOCIAL SERVICES -Contd.</b>                                      |                                     |       |  |       |                                       |            |
| (d) Capital Account of Water Supply, Sanitation,<br>Housing and Urban Development -Contd. |                                     |       |  |       |                                       |            |
| 4216  | Capital Outlay on Housing –Concl'd. |       |  |       |                                       |            |
| 80  | General                             |       |  |       |                                       |            |
| 800   | Other expenditure                   | ...   | ...  | ...   | 5,20,00                               |            |
| Total   | 80                                  | ...   | ...  | ...   | 5,20,00                               |            |
| Total-4216  |                                     | 25,00 | 5,82,25  | ...   | 6,07,25                               | 2,22,79,73 |
| 4217  | Capital Outlay on Urban Development |       |  |       |                                       |            |
| 01  | State Capital Development           |       |  |       |                                       |            |
| 001   | Direction and<br>Administration     | ...   | ...  | ...   | 2,41,37                               |            |
| 052   | Machinery and<br>Equipment          | ...   | ...  | ...   | 22,37                                 |            |
| 800   | Other expenditure                   | ...   | ...  | ...   | 6,80,18                               |            |
| Total   | 01                                  | ...   | ...  | ...   | 9,43,92                               |            |
| 60  | Other Urban Development Schemes     |       |  |       |                                       |            |
| 001   | Direction and<br>Administration     | ...   | 1,91,00  | ...   | 1,91,00                               | 5,02,02    |
| 051   | Construction                        | ...   | ...  | ...   | 54,58                                 |            |
| 800   | Other Expenditure                   | ...   | 2,36,16  | 17,49 | 2,53,65                               | 22,12,14   |
| Total   | 60                                  | ...   | 4,27,16  | 17,49 | 4,44,65                               | 27,68,74   |

124  
STATEMENT NO.13- Contd.

(Figures in *Italic* represent Central Sector Schemes)

Expenditure during 2004-2005

| Heads   | Non Plan                                      | Plan     | Centrally Sponsored<br>Schemes/Central<br>Sector Schemes | Total    | Expenditure<br>to end of<br>2004-2005 |
|---|---|----------|--|----------|---------------------------------------|
| (In thousands of rupees)  |   |          |  |          |                                       |
| <b>B. CAPITAL ACCOUNT OF SOCIAL SERVICES -Contd.</b>  |   |          |  |          |                                       |
| (b) Capital Account of Water Supply, Sanitation,<br>Housing and Urban Development –Concl'd. |   |          |  |          |                                       |
| 4217  | Capital Outlay on Urban Development –Concl'd. |          |  |          |                                       |
| Total-4217  | ...   | 4,27,16  | 17,49  | 4,44,65  | 37,12,66                              |
| Total- (c) Capital Account of Water<br>Supply, Sanitation, Housing<br>and Urban Development | 25,00   | 29,12,97 | 17,49  | 29,55,46 | 3,92,78,22                            |
| (d) Capital Account of Information and Broadcasting   |   |          |  |          |                                       |
| 4220  | Capital Outlay on Information and Publicity   |          |  |          |                                       |
| 60  | Others  |          |  |          |                                       |
| 101   | Buildings                                     |          |  |          |                                       |
| 800   | Other Expenditure                             |          |  |          |                                       |
| Total 60  | ...   | 10,97    | ...  | 10,97    | 2,01,28                               |
| Total-4220  | ...   | 10,97    | ...  | 10,97    | 2,01,28                               |
| Total- (d) Capital Account of<br>Information and<br>Broadcasting                            | ...   | 10,97    | ...  | 10,97    | 2,01,28                               |

125  
STATEMENT NO.13- Contd.

(Figures in *Italic* represent Central Sector Schemes)

| Heads  | Expenditure during 2004-2005                    |      |  | Total            | Expenditure to end of 2004-2005 |
|--|---|------|--|------------------|---------------------------------|
|  | Non Plan  | Plan | Centrally Sponsored Schemes/Central Sector Schemes |                  |                                 |
| (In thousands of rupees)                             |   |      |  |                  |                                 |
| <b>B. CAPITAL ACCOUNT OF SOCIAL SERVICES -Contd.</b> |   |      |  |                  |                                 |
| (g) Capital Account of Social Welfare and Nutrition  |   |      |  |                  |                                 |
| 4235   | Capital Outlay on Social Security and Welfare   |      |  |                  |                                 |
| 01   | Rehabilitation                                  |      |  |                  |                                 |
| 800  | Other Expenditure                               | ...  | ...  | ...              | 43,89                           |
| Total  | 01  | ...  | ...  | ...              | 43,89                           |
| 02   | Social Welfare                                  |      |  |                  |                                 |
| 800  | Other Expenditure                               | ...  | 2,28,23  | 1,87,50          | 4,15,73                         |
| Total  | 02  | ...  | 2,28,23  | 1,87,50          | 4,15,73                         |
| 60   | Other Social Security and Welfare Programmes    |      |  |                  |                                 |
| 800  | Other expenditure                               | ...  | ...  | 18,50            | 18,50                           |
| Total  | 60  | ...  | ...  | 18,50            | 18,50                           |
| Total-4235   |   | ...  | 2,28,23  | 1,87,50<br>18,50 | 4,34,23                         |
| Total- (g)   | Capital Account of Social Welfare and Nutrition | ...  | 2,28,23  | 1,87,50<br>18,50 | 4,34,23                         |

126  
STATEMENT NO.13- Contd.

(Figures in *Italic* represent Central Sector Schemes)

| Heads  | Expenditure during 2004-2005             |       |  | Total    | Expenditure to end of 2004-2005 |
|--|--|-------|--|----------|---------------------------------|
|  | Non Plan                                 | Plan  | Centrally Sponsored Schemes/Central Sector Schemes |          |                                 |
| (In thousands of rupees)                               |  |       |  |          |                                 |
| <b>B. CAPITAL ACCOUNT OF SOCIAL SERVICES –Concl'd.</b> |  |       |  |          |                                 |
| (h) Capital Account of Other Social Services           |  |       |  |          |                                 |
| 4250   | Capital Outlay on other Social Services  |       |  |          |                                 |
| 201  | Labour                                   | ...   | ...  | ...      | 2,68,70                         |
| 800  | Other Expenditure                        | ...   | 1,06   | 1,37,96  | 5,65,10                         |
|  |  |       | <i>1,36,90</i>                                     |          |                                 |
| Total-4250   |  | ...   | 1,06   | 1,37,96  | 8,33,80                         |
|  |  |       | <i>1,36,90</i>                                     |          |                                 |
| Total- (h)   | Capital Account of Other Social Services | ...   | 1,06   | 1,37,96  | 8,33,80                         |
|  |  |       | <i>1,36,90</i>                                     |          |                                 |
| <b>Total B. CAPITAL ACCOUNT OF SOCIAL SERVICES</b>     |  | 25,00 | 65,75,20   | 71,89,53 | 7,62,98,56                      |
|  |  |       | <i>3,58,31</i>                                     |          |                                 |

**C. CAPITAL ACCOUNT OF ECONOMIC SERVICES**

(a) Capital Account of Agriculture and Allied Activities

|            |   |     |         |         |          |
|------------|---|-----|---------|---------|----------|
| 4401       | Capital Outlay on Crop Husbandry                    |     |         |         |          |
| 101        | Farming Co-operatives                               | ... | ...     | ...     | 89       |
| 190        | Investments in Public Sector and other Undertakings | ... | 1,08,95 | 1,08,95 | 3,44,66  |
| 800        | Other Expenditure                                   | ... | 58,02   | 58,02   | 27,60,96 |
| Total-4401 |   | ... | 1,66,97 | 1,66,97 | 31,06,51 |

127  
STATEMENT NO.13- Contd.

(Figures in *Italic* represent Central Sector Schemes)

| Heads  | Expenditure during 2004-2005                  |      |  | Total                   | Expenditure to end of 2004-2005 |
|--|---|------|--|-------------------------|---------------------------------|
|  | Non Plan                                      | Plan | Centrally Sponsored Schemes/Central Sector Schemes |                         |                                 |
| (In thousands of rupees)   |   |      |  |                         |                                 |
| <b>C. CAPITAL ACCOUNT OF ECONOMIC SERVICES -Contd.</b>           |   |      |  |                         |                                 |
| (a) Capital Account of Agriculture and Allied Activities -Contd. |   |      |  |                         |                                 |
| 4402   | Capital Outlay on Soil and Water Conservation |      |  |                         |                                 |
| 102  | Soil Conservation                             | ...  | ...  | ...                     | 2,01,65                         |
| 800  | Other expenditure                             | ...  | 4,07   | ...                     | 10,20,59                        |
| Total-4402   |   | ...  | 4,07   | ...                     | 12,22,24                        |
| 4403   | Capital Outlay on Animal Husbandry            |      |  |                         |                                 |
| 800  | Other Expenditure                             | ...  | ...  | 28,44<br><i>1,00,40</i> | 14,51,18                        |
| Total-4403   |   | ...  | ...  | 28,44<br><i>1,00,40</i> | 14,51,18                        |
| 4404   | Capital Outlay on Dairy Development           |      |  |                         |                                 |
| 800  | Other Expenditure                             | ...  | 11   | <i>1,30</i>             | 66,20                           |
| Total-4404   |   | ...  | 11   | <i>1,30</i>             | 66,20                           |
| 4405   | Capital Outlay on Fisheries                   |      |  |                         |                                 |
| 800  | Other Expenditure                             | ...  | 2,00   | ...                     | 2,85,61                         |
| Total-4405   |   | ...  | 2,00   | ...                     | 2,85,61                         |

## STATEMENT NO.13- Contd.

(Figures in *Italic* represent Central Sector Schemes)Expenditure during 2004-2005

| Heads | Non Plan | Plan | Centrally Sponsored Schemes/Central Sector Schemes | Total | Expenditure to end of 2004-2005 |
|-------|----------|------|--|-------|---------------------------------|
|-------|----------|------|--|-------|---------------------------------|

(In thousands of rupees)

**C. CAPITAL ACCOUNT OF ECONOMIC SERVICES -Contd.**

## (a) Capital Account of Agriculture and Allied Activities -Contd.

|            |   |       |       |     |       |          |
|------------|---|-------|-------|-----|-------|----------|
| 4406       | Capital Outlay on Forestry and Wild Life            |       |       |     |       |          |
| 01         | Forestry  |       |       |     |       |          |
| 070        | Communication and Buildings                         | ...   | 10,00 | ... | 10,00 | 6,21,91  |
| 190        | Investments in Public Sector and other undertakings | ...   | ...   | ... | ...   | 4,00,00  |
| 800        | Other expenditure                                   | ...   | ...   | ... | ...   | 1,87,13  |
| Total      | 01  | ...   | 10,00 | ... | 10,00 | 12,09,04 |
| Total-4406 |   | ...   | 10,00 | ... | 10,00 | 12,09,04 |
| 4408       | Capital Outlay on Food, Storage and Warehousing     |       |       |     |       |          |
| 01         | Food  |       |       |     |       |          |
| 101        | Procurement and Supply                              | 69,03 | ...   | ... | 69,03 | 74,47    |
| Total      | 01  | 69,03 | ...   | ... | 69,03 | 74,47    |
| 02         | Storage and Warehousing                             |       |       |     |       |          |
| 800        | Other Expenditure                                   | ...   | ...   | ... | ...   | 1,21,04  |
| Total      | 02  | ...   | ...   | ... | ...   | 1,21,04  |



129  
STATEMENT NO.13- Contd.

(Figures in *Italic* represent Central Sector Schemes)

| Heads  | Expenditure during 2004-2005                              |       |  | Total | Expenditure to end of 2004-2005 |
|--|---|-------|--|-------|---------------------------------|
|  | Non Plan  | Plan  | Centrally Sponsored Schemes/Central Sector Schemes |       |                                 |
| (In thousands of rupees)   |   |       |  |       |                                 |
| <b>C. CAPITAL ACCOUNT OF ECONOMIC SERVICES -Contd.</b>           |   |       |  |       |                                 |
| (a) Capital Account of Agriculture and Allied Activities -Contd. |   |       |  |       |                                 |
| 4408   | Capital Outlay on Food, Storage and Warehousing –Concl'd. |       |  |       |                                 |
| Total-4408   | 69,03   | ...   | ...  | 69,03 | 1,95,51                         |
| 4415   | Capital Outlay on Agricultural Research and Education     |       |  |       |                                 |
| 80   | General .   |       |  |       |                                 |
| 800  | Other Expenditure   | ...   | 10,08  | ...   | 10,08                           |
| Total  | 80  | ...   | 10,08  | ...   | 5,12,63                         |
| Total-4415   | ...   | 10,08 | ...  | 10,08 | 5,12,63                         |
| 4416   | Investments in Agricultural Financial Institutions        |       |  |       |                                 |
| 190  | Investments in Public sector and other undertakings       | ...   | ...  | ...   | 46,62                           |
| Total-4416   | ...   | ...   | ...  | ...   | 46,62                           |
| 4425   | Capital Outlay on Co-operation                            |       |  |       |                                 |
| 001  | Direction and Administration                              | ...   | 90,56  | ...   | 90,56                           |
| 106  | Investments in multi-purpose Rural Co-operatives          | ...   | 40   | ...   | 40                              |
| 107  | Investment in Credit Co-operatives                        | ...   | ...  | ...   | 55,84                           |

## STATEMENT NO.13- Contd.

(Figures in *Italic* represent Central Sector Schemes)Expenditure during 2004-2005

| Heads  | Non Plan   | Plan  | Centrally Sponsored Schemes/Central Sector Schemes | Total                   | Expenditure to end of 2004-2005 |          |
|--|--|-------|--|-------------------------|---------------------------------|----------|
| (In thousands of rupees)   |  |       |  |                         |                                 |          |
| <b>C. CAPITAL ACCOUNT OF ECONOMIC SERVICES -Contd.</b>           |  |       |  |                         |                                 |          |
| (a) Capital Account of Agriculture and Allied Activities –Concl. |  |       |  |                         |                                 |          |
| 4425   | Capital Outlay on Co-operation –Concl.               |       |  |                         |                                 |          |
| 108  | Investments in other Co-operatives                   | ...   | 50   | ...                     | 50                              | 1,52,41  |
| 200  | Other Investments                                    | ...   | ...  | ...                     | ...                             | 3,39,28  |
| 800  | Other Expenditure                                    | ...   | ...  | ...                     | ...                             | 1,74,92  |
| Total-4425   | ...  | 91,46 | ...  | 91,46                   | ...                             | 8,90,69  |
| 4435   | Capital Outlay on Other Agricultural Programmes      |       |  |                         |                                 |          |
| 01   | Marketing and Quality Control                        |       |  |                         |                                 |          |
| 800  | Other Expenditure                                    | ...   | ...  | ...                     | ...                             | 8,80     |
| Total  | 01   | ...   | ...  | ...                     | ...                             | 8,80     |
| Total-4435   | ...  | ...   | ...  | ...                     | ...                             | 8,80     |
| Total- (a)   | Capital Account of Agriculture and Allied Activities | 69,03 | 2,84,69  | 28,44<br><i>1,01,70</i> | 4,83,86                         | 89,95,03 |

131  
STATEMENT NO.13- Contd.

(Figures in *Italic* represent Central Sector Schemes)

| Heads  | Expenditure during 2004-2005                         |      |  | Total   | Expenditure to end of 2004-2005 |
|--|--|------|--|---------|---------------------------------|
|  | Non Plan   | Plan | Centrally Sponsored Schemes/Central Sector Schemes |         |                                 |
| (In thousands of rupees)                               |  |      |  |         |                                 |
| <b>C. CAPITAL ACCOUNT OF ECONOMIC SERVICES -Contd.</b> |  |      |  |         |                                 |
| <b>(b) Capital Account of Rural Development</b>        |  |      |  |         |                                 |
| 4515   | Capital Outlay on other Rural Development Programmes |      |  |         |                                 |
| 101  | Panchayati Raj                                       | ...  | ...  | ...     | 92,94                           |
| 103  | Rural Development                                    | ...  | 4,00   | 4,00    | 13,47,98                        |
| 800  | Other Expenditure                                    | ...  | ...  | ...     | 3,83,03                         |
| Total-4515   |  | ...  | 4,00   | 4,00    | 18,23,95                        |
| Total- (b)   | Capital Account of Rural Development                 | ...  | 4,00   | 4,00    | 18,23,95                        |
| <b>(c) Capital Account of Special Areas Programmes</b> |  |      |  |         |                                 |
| 4552   | Capital Outlay on North Eastern Areas                |      |  |         |                                 |
| 009  | Roads and Bridges                                    | ...  | ...  | ...     | 17,47,45                        |
| 800  | Other Expenditure                                    |      |  |         | (*)                             |
| 1  | Improvement of water supply at Jairampur Township    | ...  | 1,61,53  | 1,61,53 | 1,61,53                         |
| 2  | Providing water supply at Tawang Township            | ...  | 1,80,94  | 1,80,94 | 1,80,94                         |

(\*) Rupees 1,74,83,19 transferred to other works each costing Rs. 1 Crore and less.

132  
STATEMENT NO.13- Contd.

(Figures in *Italic* represent Central Sector Schemes)

| Heads   | <u>Expenditure during 2004-2005</u>              |      |  | Total | Expenditure to end of 2004-2005 |            |
|---|--|------|--|-------|---------------------------------|------------|
|   | Non Plan   | Plan | Centrally Sponsored Schemes/Central Sector Schemes |       |                                 |            |
| (In thousands of rupees)                                  |  |      |  |       |                                 |            |
| <b>C. CAPITAL ACCOUNT OF ECONOMIC SERVICES -Contd.</b>    |  |      |  |       |                                 |            |
| (c) Capital Account of Special Areas Programmes –Concl'd. |  |      |  |       |                                 |            |
| 4552  | Capital Outlay on North Eastern Areas –Concl'd.  |      |  |       |                                 |            |
| 800   | Other Expenditure-Concl'd.                       |      |  |       |                                 |            |
| 3   | Other works each costing Rs.1 Crore and less     | ...  | 28,15,60   | ...   | 28,15,60                        | 2,02,98,79 |
|   | Total-800  | ...  | 31,58,07   | ...   | 31,58,07                        | 2,06,41,26 |
| Total-4552  |  | ...  | 31,58,07   | ...   | 31,58,07                        | 2,23,88,71 |
| 4575  | Capital Outlay on other Special Areas Programmes |      |  |       |                                 |            |
| 03  | Tribal Areas                                     |      |  |       |                                 |            |
| 800   | Other Expenditure                                | ...  | 5,59,98  | ...   | 5,59,98                         | 21,29,48   |
| Total   | 03   | ...  | 5,59,98  | ...   | 5,59,98                         | 21,29,48   |
| Total-4575  |  | ...  | 5,59,98  | ...   | 5,59,98                         | 21,29,48   |
| Total- (c)  | Capital Account of Special Areas Programmes      | ...  | 37,18,05   | ...   | 37,18,05                        | 2,45,18,19 |

133  
STATEMENT NO.13- Contd.

(Figures in *Italic* represent Central Sector Schemes)

| Heads  | <u>Expenditure during 2004-2005</u>      |      |  | Total   | Expenditure<br>to end of<br>2004-2005 |
|--|--|------|--|---------|---------------------------------------|
|  | Non Plan                                 | Plan | Centrally Sponsored<br>Schemes/Central<br>Sector Schemes |         |                                       |
| (In thousands of rupees)                               |  |      |  |         |                                       |
| <b>C. CAPITAL ACCOUNT OF ECONOMIC SERVICES -Contd.</b> |  |      |  |         |                                       |
| (d) Capital Account of Irrigation and Flood Control    |  |      |  |         |                                       |
| 4701   | Capital Outlay on Medium Irrigation      |      |  |         |                                       |
| 02   | Major Irrigation-Non-Commercial          |      |  |         |                                       |
| 800  | Other Expenditure                        | ...  | ...  | ...     | 1,36,10                               |
| Total  | 02                                       | ...  | ...  | ...     | 1,36,10                               |
| 80   | General                                  |      |  |         |                                       |
| 800  | Other expenditure                        | ...  | ...  | ...     | 46,39                                 |
| Total  | 80                                       | ...  | ...  | ...     | 46,39                                 |
| Total-4701   |  | ...  | ...  | ...     | 1,82,49                               |
| 4702   | Capital Outlay on Minor Irrigation       |      |  |         |                                       |
| 101  | Surface Water                            | ...  | ...  | ...     | 1,55,99                               |
| 800  | Other Expenditure                        | ...  | 11,00  | 11,00   | 22,91,59                              |
| Total-4702   |  | ...  | 11,00  | 11,00   | 24,47,58                              |
| 4711   | Capital Outlay on Flood Control Projects |      |  |         |                                       |
| 01   | Flood Control                            |      |  |         |                                       |
| 001  | Direction and Administration             | ...  | 1,00,00  | 1,00,00 | 4,82,34                               |
| 052  | Machinery and Equipment                  | ...  | ...  | ...     | 35,16                                 |

134  
STATEMENT NO.13- Contd.

(Figures in *Italic* represent Central Sector Schemes)

| Heads   | <u>Expenditure during 2004-2005</u>                   |      |  | Total | Expenditure<br>to end of<br>2004-2005 |          |
|---|---|------|--|-------|---------------------------------------|----------|
|   | Non Plan  | Plan | Centrally Sponsored<br>Schemes/Central<br>Sector Schemes |       |                                       |          |
| (In thousands of rupees)                                      |   |      |  |       |                                       |          |
| <b>C. CAPITAL ACCOUNT OF ECONOMIC SERVICES -Contd.</b>        |   |      |  |       |                                       |          |
| (d) Capital Account of Irrigation and Flood Control –Concl'd. |   |      |  |       |                                       |          |
| 4711  | Capital Outlay on Flood Control Projects -Concl'd     |      |  |       |                                       |          |
| 01  | Flood Control – Concl'd.                              |      |  |       |                                       |          |
| 800   | Other Expenditure                                     | ...  | 2,74,99  | ...   | 2,74,99                               | 50,42,95 |
| Total   | 01  | ...  | 3,74,99  | ...   | 3,74,99                               | 55,60,45 |
| 02  | Anti-sea Erosion Projects                             |      |  |       |                                       |          |
| 800   | Other expenditure                                     | ...  | ...  | ...   | ...                                   | 5,13,62  |
| Total   | 02  | ...  | ...  | ...   | ...                                   | 5,13,62  |
| Total-4711  |   | ...  | 3,74,99  | ...   | 3,74,99                               | 60,74,07 |
| Total- (d)  | Capital Account of<br>Irrigation and<br>Flood Control | ...  | 3,85,99  | ...   | 3,85,99                               | 87,04,14 |

135  
STATEMENT NO.13- Contd.

(Figures in *Italic* represent Central Sector Schemes)

| Heads  | Expenditure during 2004-2005  |      |  | Total | Expenditure to end of 2004-2005 |
|--|---|------|--|-------|---------------------------------|
|  | Non Plan  | Plan | Centrally Sponsored Schemes/Central Sector Schemes |       |                                 |
| (In thousands of rupees)                               |   |      |  |       |                                 |
| <b>C. CAPITAL ACCOUNT OF ECONOMIC SERVICES -Contd.</b> |   |      |  |       |                                 |
| (e) Capital Account of Energy .                        |   |      |  |       |                                 |
| 4801   | Capital Outlay on Power Projects  |      |  |       |                                 |
| 01   | Hydel Generation  |      |  |       |                                 |
| 052  | Machinery and Equipment   | ...  | ...  | ...   | 2,05,40                         |
| 800  | Other Expenditure   |      |  |       |                                 |
| 1  | Construction of Tezu Hydel Scheme at Tezu                                 | ...  | ...  | ...   | 4,70,77                         |
| 2  | Rural Electrification of villages in Ziro -II Area                        | ...  | ...  | ...   | 2,05,99                         |
| 3  | Rural Electrification of Zemithang - Thimber Circle                       | ...  | ...  | ...   | 1,06,22                         |
| 4  | Construction of Kambong MHP over river Silu at Kambong                    | ...  | ...  | ...   | 1,99,12                         |
| 5  | Construction of Sipit M.H.S. at Gette (2X1MW)                             | ...  | ...  | ...   | 4,78,97                         |
| 6  | Construction of Sirayuk M.H.S. at Jengging (2X1MW) unit 11 SPWD/ W/ AASES | ...  | ...  | ...   | 2,36,15                         |

136  
STATEMENT NO.13- Contd.

(Figures in *Italic* represent Central Sector Schemes)

| Heads  | <u>Expenditure during 2004-2005</u>  |      |  | Total | Expenditure<br>to end of<br>2004-2005 |
|--|--|------|--|-------|---------------------------------------|
|  | Non Plan   | Plan | Centrally Sponsored<br>Schemes/Central<br>Sector Schemes |       |                                       |
| (In thousands of rupees)                               |  |      |  |       |                                       |
| <b>C. CAPITAL ACCOUNT OF ECONOMIC SERVICES -Contd.</b> |  |      |  |       |                                       |
| (e) Capital Account of Energy -Contd.                  |  |      |  |       |                                       |
| 4801   | Capital Outlay on Power Projects -Contd.   |      |  |       |                                       |
| 01   | Hydel Generation -Contd.   |      |  |       |                                       |
| 800  | Other Expenditure-Contd.   |      |  |       |                                       |
| 7  | Procurement of light<br>Weight Micro Hydel<br>unit for Arunachal<br>Pradesh                    | ...  | ...  | ...   | 1,10,00                               |
| 8  | Construction of<br>Domkhorang M.H.S.<br>Kalaktang  | ...  | ...  | ...   | 2,32,08                               |
| 9  | C/o Pacha Micro<br>Hydel Schemes at<br>Seppa   | ...  | ...  | ...   | 75,45                                 |
| 10   | C/o Kush Micro<br>Hydel Scheme at<br>Sangram   | ...  | ...  | ...   | 3,10                                  |
| 11   | Augmentation of Mai<br>ph I,II and TAGO<br>MHS diverting river<br>to Mai (Civil works<br>only) | ...  | ...  | ...   | 12,48                                 |
| 12   | C/o Payer Micro<br>Hydel Schemes at<br>Koloriang   | ...  | ...  | ...   | 2,88                                  |
| 13   | C/o Sippi MHS at<br>Daporijo   | ...  | ...  | ...   | 9,17                                  |
| 14   | C/o Kidyat Bhawan at<br>Itanagar (SH C/o<br>Office of the CE(P), SE(E)<br>and SE(C) etc        | ...  | ...  | ...   | 26,47                                 |



137  
STATEMENT NO.13- Contd.

(Figures in *Italic* represent Central Sector Schemes)

| Heads  | <u>Expenditure during 2004-2005</u>  |      |  | Total | Expenditure<br>to end of<br>2004-2005 |
|--|--|------|--|-------|---------------------------------------|
|  | Non Plan   | Plan | Centrally Sponsored<br>Schemes/Central<br>Sector Schemes |       |                                       |
| (In thousands of rupees)                               |  |      |  |       |                                       |
| <b>C. CAPITAL ACCOUNT OF ECONOMIC SERVICES -Contd.</b> |  |      |  |       |                                       |
| <b>(e) Capital Account of Energy -Contd.</b>           |  |      |  |       |                                       |
| 4801   | Capital Outlay on Power Projects -Contd.   |      |  |       |                                       |
| 01   | Hydel Generation -Contd.   |      |  |       |                                       |
| 800  | Other Expenditure - Contd.   |      |  |       |                                       |
| 15   | Schemes under<br>MNES  | ...  | ...  | ...   | 18,65,03                              |
| 16   | SD/2 C/o Sipet MHS<br>at Gettle 2 x1MW   | ...  | ...  | ...   | 84,39                                 |
| 17   | SD/3 C/o Sidep MH<br>at Mariyang   | ...  | ...  | ...   | 5,84                                  |
| 18   | SD/4 C/o Subbing<br>MH Sat Supay 3 x 1<br>MW   | ...  | ...  | ...   | 5,50                                  |
| 19   | SD/5 C/o Rina MHS<br>over river Simen 4 x<br>0.50  | ...  | ...  | ...   | 1,30,67                               |
| 20   | C/o Kambang MHS at<br>Kambang  | ...  | ...  | ...   | 3,37,11                               |
| 21   | Construction of<br>Liromba MHS at<br>Liromba   | ...  | ...  | ...   | 5,64,07                               |
| 22   | Construction of<br>Deopani MHS PH-II<br>at Roing<br>Augmentation of<br>Awapani MHS at<br>ALIWEY, | ...  | ...  | ...   | 1,62,46                               |

138  
STATEMENT NO.13- Contd.

(Figures in *Italic* represent Central Sector Schemes)

| Heads  | <u>Expenditure during 2004-2005</u>   |      |  | Total | Expenditure<br>to end of<br>2004-2005 |
|--|---|------|--|-------|---------------------------------------|
|  | Non Plan  | Plan | Centrally Sponsored<br>Schemes/Central<br>Sector Schemes |       |                                       |
| (In thousands of rupees)                               |   |      |  |       |                                       |
| <b>C. CAPITAL ACCOUNT OF ECONOMIC SERVICES -Contd.</b> |   |      |  |       |                                       |
| (e) Capital Account of Energy -Contd.                  |   |      |  |       |                                       |
| 4801   | Capital Outlay on Power Projects -Contd.  |      |  |       |                                       |
| 01   | Hydel Generation -Contd.  |      |  |       |                                       |
| 800  | Other Expenditure -Contd.   |      |  |       |                                       |
| 23   | System Improvement<br>at Roing Township in<br>D/Valley Dist. under<br>RIDF                          | ...  | ...  | ...   | 31,83                                 |
| 24   | Maintenance of<br>Trans. i/c Sub Station  | ...  | ...  | ...   | 1,52,03                               |
| 25   | Maintenance of HT<br>line under PESO-I  | ...  | ...  | ...   | 1,23,11                               |
| 26   | D.G. Station at<br>Tawang ie FUEL   | ...  | ...  | ...   | 65,86                                 |
| 27   | R.E. in villages of<br>Upper Siang District<br>under MNP Scheme.                                    | ...  | ...  | ...   | 1,48,50                               |
| 28   | R.E. of villages in<br>East Kameng District<br>under MNP.   | ...  | ...  | ...   | 1,09,71                               |
| 29   | Intensive<br>electrification of<br>electrified villages in<br>E/Kameng District<br>under MNP scheme | ...  | ...  | ...   | 1,39,70                               |

139  
STATEMENT NO.13- Contd.

(Figures in *Italic* represent Central Sector Schemes)

| Heads  | <u>Expenditure during 2004-2005</u>   |      |  | Total    | Expenditure<br>to end of<br>2004-2005 |
|--|---|------|--|----------|---------------------------------------|
|  | Non Plan  | Plan | Centrally Sponsored<br>Schemes/Central<br>Sector Schemes |          |                                       |
| (In thousands of rupees)                               |   |      |  |          |                                       |
| <b>C. CAPITAL ACCOUNT OF ECONOMIC SERVICES -Contd.</b> |   |      |  |          |                                       |
| (e) Capital Account of Energy -Contd.                  |   |      |  |          |                                       |
| 4801   | Capital Outlay on Power Projects -Contd.  |      |  |          |                                       |
| 01   | Hydel Generation -Concl'd   |      |  |          |                                       |
| 800  | Other Expenditure -Concl'd.   |      |  |          |                                       |
| 30   | Electrification of<br>villages in Tirap<br>District under MNP<br>Scheme                       | ...  | ...  | ...      | 1,11,37                               |
| 31   | Rural Electrification<br>Programme under<br>MNP in Dibang<br>Valley District.                 | ...  | ...  | ...      | 1,18,44                               |
| 32   | Augmentation of<br>Awapani MHS<br>(Erection of Turbine<br>and other Civil<br>Allied<br>Works) | ...  | ...  | ...      | 1,84,67                               |
| 33   | Other Works each<br>Costing Rs. 1 Crore and<br>less   | ...  | 18,37,89   | 31,95,41 | 50,33,30                              |
|  | Total-800   | ...  | 18,37,89   | 31,95,41 | 50,33,30                              |
| Total  | 01  | ...  | 18,37,89   | 31,95,41 | 50,33,30                              |
|  |   |      |  |          | 5,39,34,12                            |

## STATEMENT NO.13- Contd.

(Figures in *Italic* represent Central Sector Schemes)Expenditure during 2004-2005

| Heads | Non Plan | Plan | Centrally Sponsored Schemes/Central Sector Schemes | Total | Expenditure to end of 2004-2005 |
|-------|----------|------|--|-------|---------------------------------|
|-------|----------|------|--|-------|---------------------------------|

(In thousands of rupees)

**C. CAPITAL ACCOUNT OF ECONOMIC SERVICES -Contd.**

## (e) Capital Account of Energy -Contd.

|       |  |     |     |     |          |
|-------|--|-----|-----|-----|----------|
| 4801  | Capital Outlay on Power Projects -Contd.                   |     |     |     |          |
| 04    | Diesel/Gas Power Generation                                |     |     |     |          |
| 800   | Other Expenditure  | ... | ... | ... | 23,17,31 |
| Total | 04   | ... | ... | ... | 23,17,31 |
| 05    | Transmission and Distribution                              |     |     |     |          |
| 800   | Other Expenditure  |     |     |     |          |
| 1     | RMO D/G set under CESD-I and II                            | ... | ... | ... | 1,69,00  |
| 2     | Maintenance of L.T. line SVC under Sangram Ziro Electrical | ... | ... | ... | 1,25,98  |
| 3     | Maintenance of L.T. line SVC under Raga Ziro Electrical    | ... | ... | ... | 1,01,23  |
| 4     | Maintenance of H.T/L.T line Yazali                         | ... | ... | ... | 1,05,60  |
| 5     | Maintenance of H.T/L.T line Moi to Hogri                   | ... | ... | ... | 1,98,81  |
| 6     | Moht/Lt Yayali   | ... | ... | ... | 1,03,35  |
| 7     | Moht/Lt Ziro   | ... | ... | ... | 1,39,08  |
| 8     | C/o Sippi MHS at Daporijo                                  | ... | ... | ... | 3,60,00  |
| 9     | C/o Rangamadi along 132 KV Tr.line for AP                  | ... | ... | ... | 12,68,00 |

141  
STATEMENT NO.13- Contd.

(Figures in *Italic* represent Central Sector Schemes)

| Heads  | <u>Expenditure during 2004-2005</u>  |      |  | Total | Expenditure<br>to end of<br>2004-2005 |
|--|--|------|--|-------|---------------------------------------|
|  | Non Plan   | Plan | Centrally Sponsored<br>Schemes/Central<br>Sector Schemes |       |                                       |
| (In thousands of rupees)                               |  |      |  |       |                                       |
| <b>C. CAPITAL ACCOUNT OF ECONOMIC SERVICES -Contd.</b> |  |      |  |       |                                       |
| (e) Capital Account of Energy -Contd.                  |  |      |  |       |                                       |
| 4801   | Capital Outlay on Power Projects -Contd.   |      |  |       |                                       |
| 05   | Transmission and Distribution -Contd.  |      |  |       |                                       |
| 800  | Other Expenditure -Contd.  |      |  |       |                                       |
| 10   | C/o Sirnyuk MHS at Jengging  | ...  | ...  | ...   | 20,77                                 |
| 11   | R.M.O DG Set at<br>Along during 2000-<br>2001.                                       | ...  | ...  | ...   | 1,23,28                               |
| 12   | Village Electrification<br>programme under<br>Jomo Administration<br>Code No.D30093. | ...  | ...  | ...   | 1,42,64                               |
| 13   | Maintainance of T&D<br>line i/c station.   | ...  | ...  | ...   | 1,31,39                               |
| 14   | C/O Vidyut Bhavan at<br>Itanagar (SH:-C/O<br>office of the CE(P)<br>SE(E),SE(C) etc. | ...  | ...  | ...   | 89,62                                 |
| 15   | C/O Yapak<br>Nallah MHS at<br>Walong in Lohit<br>Dist.                               | ...  | ...  | ...   | 1,32,36                               |
| 16   | C/o Nuranang MHS<br>at Jang (3x2000 MW)  | ...  | ...  | ...   | 15,73                                 |
| 17   | C/o Kipti MHS over<br>River Kipti Ph-II<br>(3x1000KW)                                | ...  | ...  | ...   | 34,29                                 |
| 18   | C/O Mukto Micro<br>Hydel over River MHS<br>over Shalkangchu                          | ...  | ...  | ...   | 25,33                                 |
| 19   | C/o Sidip MHS at Mariyang  | ...  | ...  | ...   | 4,13,08                               |
| 20   | C/o Subbung MHS at Supsing<br>Village in E/Siang District                            | ...  | ...  | ...   | 6,52                                  |

## STATEMENT NO.13- Contd.

(Figures in *Italic* represent Central Sector Schemes)

| Heads  | <u>Expenditure during 2004-2005</u>   |      |  | Total | Expenditure to end of 2004-2005 |
|--|---|------|--|-------|---------------------------------|
|  | Non Plan  | Plan | Centrally Sponsored Schemes/Central Sector Schemes |       |                                 |
| (In thousands of rupees)                               |   |      |  |       |                                 |
| <b>C. CAPITAL ACCOUNT OF ECONOMIC SERVICES -Contd.</b> |   |      |  |       |                                 |
| (e) Capital Account of Energy -Contd.                  |   |      |  |       |                                 |
| 4801   | Capital Outlay on Power Projects -Contd.  |      |  |       |                                 |
| 05   | Transmission and Distribution -Contd.   |      |  |       |                                 |
| 800  | Other Expenditure- Contd.   |      |  |       |                                 |
| 21   | C/o Payu MHS at Koloriang (1000 KW)   | ...  | ...  | ...   | 18,31                           |
| 22   | Augmentation of Maiph I,II and TAGO MHS diverting Pange river to Mai (Civil works only) | ...  | ...  | ...   | 17,04                           |
| 23   | C/O Kush MHS at Sangram(2x1000KW)   | ...  | ...  | ...   | 32,10                           |
| 24   | C/o SIPIT MHS at Gette (2X1000 MW)  | ...  | ...  | ...   | 2,45,47                         |
| 25   | C/o Dus Nallah MHS at Dimwe near Tezu in Lohit Dist                                     | ...  | ...  | ...   | 6,27,67                         |
| 26   | C/o Mati Nallah MHS at Chingwinti in Lohit District                                     | ...  | ...  | ...   | 3,50,26                         |
| 27   | C/o Halaipani HEP (4X3000 KW)   | ...  | ...  | ...   | 1,47,15                         |
| 28   | C/o MHS over Ngonalo at Vijay Nagar in Changlang Distict (2x50 KW)                      | ...  | ...  | ...   | 1,58                            |
| 29   | C/o Jugdin Nallah MHS (3X1MW)   | ...  | ...  | ...   | 7,31                            |
| 30   | C/o Deopani MHS at Roing In D/Valley District (Ph-II)                                   | ...  | ...  | ...   | 14,09                           |

## STATEMENT NO.13- Contd.

(Figures in *Italic* represent Central Sector Schemes)

| Heads  | <u>Expenditure during 2004-2005</u>  |      |  | Total | Expenditure to end of 2004-2005 |
|--|--|------|--|-------|---------------------------------|
|  | Non Plan   | Plan | Centrally Sponsored Schemes/Central Sector Schemes |       |                                 |
| (In thousands of rupees)                               |  |      |  |       |                                 |
| 40   |  |      |  |       |                                 |
| <b>C. CAPITAL ACCOUNT OF ECONOMIC SERVICES -Contd.</b> |  |      |  |       |                                 |
| (e) Capital Account of Energy -Contd.                  |  |      |  |       |                                 |
| 4801   | Capital Outlay on Power Projects -Contd.   |      |  |       |                                 |
| 05   | Transmission and Distribution -Concl'd.  |      |  |       |                                 |
| 800  | Other Expenditure- Concl'd.  |      |  |       |                                 |
| 31   | C/o Domkhrong MHS at Kalaktang (1X1KW)   | ...  | ...  | ...   | 11,30                           |
| 32   | C/O 60 Nos. of small Hydel Station in different sizes upto 50 KW capacity in different areas in AP | ...  | ...  | ...   | 1,15,08                         |
| 33   | C/o Angong Nallah MHS near Janbo (4x1000 KW)   | ...  | ...  | ...   | 1,85                            |
| 34   | RE of villages in Upper Siang Dist. under PMGY scheme.   | ...  | ...  | ...   | 1,40,76                         |
| 35   | Other Works each Costing Rs. 1 Crore and less  | ...  | 22,53,42   | ...   | 22,53,42                        |
| 36   | Rural Electricfication of Villages in AP under PMGY  | ...  | ...  | ...   | 17,17                           |
| 37   | C/o Liromoba MHS at Liromoba (2x1000KW)  | ...  | ...  | ...   | 3,16,70                         |
| 38   | C/o Packa MHS at Seppa (3X1MW) in E/ Kameng District   | ...  | ...  | ...   | 7,19,80                         |
| 39   | Augmentation of Awapani MHS at Alinye  | ...  | ...  | ...   | 30,00                           |
| Total - 800  |  | ...  | 22,53,42   | ...   | 22,53,42                        |
| Total 05   |  | ...  | 22,53,42   | ...   | 22,53,42                        |
|  |  |      |  |       | 3,89,55,84                      |
|  |  |      |  |       | 3,89,55,84                      |

144  
STATEMENT NO.13- Contd.

(Figures in *Italic* represent Central Sector Schemes)

Expenditure during 2004-2005

| Heads  | Non Plan   | Plan       | Centrally Sponsored<br>Schemes/Central<br>Sector Schemes | Total      | Expenditure<br>to end of<br>2004-2005 |
|--|--|------------|--|------------|---------------------------------------|
| (In thousands of rupees)                               |  |            |  |            |                                       |
| <b>C. CAPITAL ACCOUNT OF ECONOMIC SERVICES -Contd.</b> |  |            |  |            |                                       |
| (e) Capital Account of Energy –Contd.                  |  |            |  |            |                                       |
| 4801   | Capital Outlay on Power Projects –Concl.             |            |  |            |                                       |
| 06   | Rural Electrification                                |            |  |            |                                       |
| 800  | ...  | 9,57,89    | ...  | 9,57,89    | 92,94,66                              |
| Total  | 06   | ...        | 9,57,89  | ...        | 9,57,89                               |
| 80   | General  |            |  |            |                                       |
| 001  | ...  | 5,80,57    | ...  | 5,80,57    | 37,47,78                              |
| 799  | ...  | 66         | ...  | 66         | (-)56,27                              |
| 800  | ...  | 61,15,28   | ...  | 61,15,28   | 2,98,82,04                            |
| Total  | 80   | ...        | 66,96,51   | ...        | 66,96,51                              |
| Total-4801   | ...  | 1,17,45,71 | ...  | 1,49,41,12 | 13,80,75,48                           |
|  |  |            | <i>31,95,41</i>  |            |                                       |
| 4810   | Capital Outlay on Non-Conventional Sources of Energy |            |  |            |                                       |
| 600  | ...  | ...        | ...  | ...        | 8,24                                  |
| Total-4810   | ...  | ...        | ...  | ...        | 8,24                                  |



145  
STATEMENT NO.13- Contd.

(Figures in *Italic* represent Central Sector Schemes)

| Heads  | <u>Expenditure during 2004-2005</u>            |      |  | Total                  | Expenditure to end of 2004-2005 |             |
|--|--|------|--|------------------------|---------------------------------|-------------|
|  | Non Plan                                       | Plan | Centrally Sponsored Schemes/Central Sector Schemes |                        |                                 |             |
| (In thousands of rupees)                               |  |      |  |                        |                                 |             |
| <b>C. CAPITAL ACCOUNT OF ECONOMIC SERVICES -Contd.</b> |  |      |  |                        |                                 |             |
| (e) Capital Account of Energy –Concl'd.                |  |      |  |                        |                                 |             |
| Total- (e)   | Capital Account of Energy                      | ...  | 1,17,45,71   | ...<br><i>31,95,41</i> | 1,49,41,12                      | 13,80,83,72 |
| (f) Capital Account of Industry and Minerals           |  |      |  |                        |                                 |             |
| 4851   | Capital Outlay on Village and Small Industries |      |  |                        |                                 |             |
| 800  | Other Expenditure                              | ...  | 74   | ...                    | 74                              | 11,05,94    |
| Total-4851   |  | ...  | 74   | ...                    | 74                              | 11,05,94    |
| 4852   | Capital Outlay on Iron and Steel Industries    |      |  |                        |                                 |             |
| 02   | Manufacture                                    |      |  |                        |                                 |             |
| 800  | Other Expenditure                              | ...  | 4,33   | ...                    | 4,33                            | 9,33        |
| Total  | 02   | ...  | 4,33   | ...                    | 4,33                            | 9,33        |
| Total-4852   |  | ...  | 4,33   | ...                    | 4,33                            | 9,33        |

146  
STATEMENT NO.13- Contd.

(Figures in *Italic* represent Central Sector Schemes)

| Heads  | <u>Expenditure during 2004-2005</u>                               |      |  | Total | Expenditure<br>to end of<br>2004-2005 |         |
|--|---|------|--|-------|---------------------------------------|---------|
|  | Non Plan  | Plan | Centrally Sponsored<br>Schemes/Central<br>Sector Schemes |       |                                       |         |
| (In thousands of rupees)                               |   |      |  |       |                                       |         |
| <b>C. CAPITAL ACCOUNT OF ECONOMIC SERVICES -Contd.</b> |   |      |  |       |                                       |         |
| (f) Capital Account of Industry and Minerals -Contd.   |   |      |  |       |                                       |         |
| 4853   | Capital Outlay on Non-ferrous Mining and Metallurgical Industries |      |  |       |                                       |         |
| 60   | Other Mining and Metallurgical Industries                         |      |  |       |                                       |         |
| 190  | Investments in public sector and other undertakings               | ...  | 5,00   | ...   | 5,00                                  | 2,37,09 |
| 800  | Other Expenditure   | ...  | ...  | ...   | ...                                   | 68,00   |
| Total  | 60  | ...  | 5,00   | ...   | 5,00                                  | 3,05,09 |
| Total-4853   |   | ...  | 5,00   | ...   | 5,00                                  | 3,05,09 |
| 4875   | Capital Outlay on other Industries                                |      |  |       |                                       |         |
| 60   | Other Industries  |      |  |       |                                       |         |
| 190  | Investments in Public Sector and Other undertakings               | ...  | 5,00   | ...   | 5,00                                  | 1,46,50 |
| Total  | 60  | ...  | 5,00   | ...   | 5,00                                  | 1,46,50 |
| Total-4875   |   | ...  | 5,00   | ...   | 5,00                                  | 1,46,50 |
| 4885   | Capital Outlay on Industries and Minerals                         |      |  |       |                                       |         |
| 01   | Investments in Industrial Financial Institutions                  |      |  |       |                                       |         |
| 190  | Investments in Public Sector and Other Undertakings               | ...  | ...  | ...   | ...                                   | 1,15,41 |
| Total  | 01  | ...  | ...  | ...   | ...                                   | 1,15,41 |

147  
STATEMENT NO.13- Contd.

(Figures in *Italic* represent Central Sector Schemes)

| Heads   | <u>Expenditure during 2004-2005</u>                 |      |  | Total | Expenditure<br>to end of<br>2004-2005 |
|---|---|------|--|-------|---------------------------------------|
|   | Non Plan  | Plan | Centrally Sponsored<br>Schemes/Central<br>Sector Schemes |       |                                       |
| (In thousands of rupees)                                      |   |      |  |       |                                       |
| <b>C. CAPITAL ACCOUNT OF ECONOMIC SERVICES -Contd.</b>        |   |      |  |       |                                       |
| <b>(f) Capital Account of Industry and Minerals –Concl'd.</b> |   |      |  |       |                                       |
| 4885  | Capital Outlay on Industries and Minerals –Concl'd. |      |  |       |                                       |
| 60  | Others  |      |  |       |                                       |
| 800   | Other Expenditure                                   | ...  | ...  | ...   | 2,13,93                               |
| Total   | 60  | ...  | ...  | ...   | 2,13,93                               |
| Total-4885  |   | ...  | ...  | ...   | 3,29,34                               |
| Total- (f)  | Capital Account of<br>Industry and Minerals         | ...  | 15,07  | ...   | 15,07                                 |
| <b>(g) Capital Account of Transport</b>                       |   |      |  |       |                                       |
| 5053  | Capital Outlay on Civil Aviation                    |      |  |       |                                       |
| 80  | General   |      |  |       |                                       |
| 800   | Other Expenditure                                   | ...  | 1,53,00  | ...   | 1,53,00                               |
| Total   | 80  | ...  | 1,53,00  | ...   | 1,53,00                               |
| Total-5053  |   | ...  | 1,53,00  | ...   | 1,53,00                               |

148  
STATEMENT NO.13- Contd.

(Figures in *Italic* represent Central Sector Schemes)

| Heads  | <u>Expenditure during 2004-2005</u>   |      |  | Total | Expenditure<br>to end of<br>2004-2005 |
|--|---|------|--|-------|---------------------------------------|
|  | Non Plan  | Plan | Centrally Sponsored<br>Schemes/Central<br>Sector Schemes |       |                                       |
| (In thousands of rupees)                               |   |      |  |       |                                       |
| <b>C. CAPITAL ACCOUNT OF ECONOMIC SERVICES -Contd.</b> |   |      |  |       |                                       |
| (g) Capital Account of Transport –Contd.               |   |      |  |       |                                       |
| 5054   | Capital Outlay on Roads and Bridges   |      |  |       |                                       |
| 04   | District and Other Roads  |      |  |       |                                       |
| 800  | Other Expenditure   |      |  |       |                                       |
| 1  | Improvement of<br>Pakke Kameng Road<br>(Widening)   | ...  | ...  | ...   | 1,10,37                               |
| 2  | Improvement of<br>Nichiphu Bara Seppa<br>Road   | ...  | ...  | ...   | 4,67,17                               |
| 3  | RK/02/Construction<br>Kalaktang Baha Road<br>(15) KM  | ...  | ...  | ...   | 1,22,37                               |
| 4  | C/o Yazali<br>Sagalee BRTF<br>Road to Bello<br>Anbum (65 KM) (a)<br>(SH-F\Co to 5 KM)               | ...  | ...  | ...   | 3,53,85                               |
| 5  | Widening/Construction<br>36 Nos of RCC slab<br>culvert NH153  | ...  | ...  | ...   | 1,17                                  |
| 6  | Widening/Construction<br>38 Nos of RCC slab<br>culvert and earthen<br>side drain NH153              | ...  | ...  | ...   | 31,86                                 |
| 7  | 90 Namchik -<br>Manmao<br>Renuk(42.68km).<br>SH/EI<br>Work Culvert R&B<br>Wall WBM, BIT;<br>Bridges | ...  | ...  | ...   | 1,22,80                               |

149  
STATEMENT NO.13- Contd.

(Figures in *Italic* represent Central Sector Schemes)

| Heads  | Expenditure during 2004-2005   |      |  | Total | Expenditure to end of 2004-2005 |
|--|--|------|--|-------|---------------------------------|
|  | Non Plan   | Plan | Centrally Sponsored Schemes/Central Sector Schemes |       |                                 |
| (In thousands of rupees)                               |  |      |  |       |                                 |
| <b>C. CAPITAL ACCOUNT OF ECONOMIC SERVICES -Contd.</b> |  |      |  |       |                                 |
| (g) Capital Account of Transport -Contd.               |  |      |  |       |                                 |
| 5054   | Capital Outlay on Roads and Bridges -Contd.  |      |  |       |                                 |
| 04   | District and Other Roads-Contd.  |      |  |       |                                 |
| 800  | Other Expenditure-Contd.   |      |  |       |                                 |
| 8  | Old Palin to Galang road - 11.00 K.M.  | ...  | ...  | ...   | 50,17                           |
| 9  | C/o Bailey Bridge over river Pareng (span - 40 km).  | ...  | ...  | ...   | 6,95                            |
| 10   | C/o Steel Bridge over river Pare at Uporiang Span = 60mtrs   | ...  | ...  | ...   | 6,00                            |
| 11   | E/Work Cul. R&B Wall, Sol, Metalling Black   | ...  | ...  | ...   | 1,20,00                         |
| 12   | F/Cutting, culvert (0-6.00 km) Ph - II. Road from Bui to Gusar.  | ...  | ...  | ...   | 1,05                            |
| 13   | C/o Gachom Morshing Road 27 km C/o Steel Grider Bridger over River Zindingkho near Gachom (Span 52 Mtrs) | ...  | ...  | ...   | 26,93                           |

150  
STATEMENT NO.13- Contd.

(Figures in *Italic* represent Central Sector Schemes)

| Heads  | Expenditure during 2004-2005  |      |  | Total | Expenditure to end of 2004-2005 |
|--|---|------|--|-------|---------------------------------|
|  | Non Plan  | Plan | Centrally Sponsored Schemes/Central Sector Schemes |       |                                 |
| (In thousands of rupees)                               |   |      |  |       |                                 |
| <b>C. CAPITAL ACCOUNT OF ECONOMIC SERVICES -Contd.</b> |   |      |  |       |                                 |
| (g) Capital Account of Transport -Contd.               |   |      |  |       |                                 |
| 5054   | Capital Outlay on Roads and Bridges -Contd.   |      |  |       |                                 |
| 04   | District and Other Roads-Contd.   |      |  |       |                                 |
| 800  | Other Expenditure-Contd.  |      |  |       |                                 |
| 14   | By Pass road to Bomdila Township from BRTF road via New Bomdila                                 | ...  | ...  | ...   | 52,07                           |
| 15   | C/o Road from Pine Grove to Siro (44 Km) SH:FC, Culverts, R/Wall Solling, WBM, B/T i/c Bridges. | ...  | ...  | ...   | 5,32,92                         |
| 16   | SH - FC Culverts R/Wall, Solling, WBM, B/T i/c Bridges  | ...  | ...  | ...   | 5,92,92                         |
| 17   | C/o Road from Patum to Rumgong.   | ...  | ...  | ...   | 40,00                           |
| 18   | C/o Bridge over river Papu at Ch.17.20 Km (span 55.00m)   | ...  | ...  | ...   | 4,53                            |
| 19   | C/o steel truss girder bridge over river Dibang/Dri.  | ...  | ...  | ...   | 38,00                           |
| 20   | Kambang Darak Road (16 Km) WBM & BT (0.8 Km)  | ...  | ...  | ...   | 1,41                            |

151  
STATEMENT NO.13- Contd.

(Figures in *Italic* represent Central Sector Schemes)

| Heads  | <u>Expenditure during 2004-2005</u>   |      |  | Total | Expenditure<br>to end of<br>2004-2005 |
|--|---|------|--|-------|---------------------------------------|
|  | Non Plan  | Plan | Centrally Sponsored<br>Schemes/Central<br>Sector Schemes |       |                                       |
| (In thousands of rupees)                               |   |      |  |       |                                       |
| <b>C. CAPITAL ACCOUNT OF ECONOMIC SERVICES -Contd.</b> |   |      |  |       |                                       |
| (g) Capital Account of Transport -Contd.               |   |      |  |       |                                       |
| 5054   | Capital Outlay on Roads and Bridges -Contd.   |      |  |       |                                       |
| 04   | District and Other Roads-Contd  |      |  |       |                                       |
| 800  | Other Expenditure -Contd.   |      |  |       |                                       |
| 21   | FC,Culvert, Soling,<br>WBM,BT,R/Wall &<br>B/Wall i/c 6 nos.<br>Bridges.             | ...  | ...  | ...   | 1,68,59                               |
| 22   | Construction of Roing<br>Shantipur Road<br>(21.50 Km)                               | ...  | ...  | ...   | 1,49,99                               |
| 23   | C/o Bye-pass road to<br>Roing Township<br>(8.20 Km)                                 | ...  | ...  | ...   | 35,02                                 |
| 24   | Improvement of<br>Dambuk from 31.40<br>Km to 46.020 Km.                             | ...  | ...  | ...   | 56,99                                 |
| 25   | Improvement and<br>realignment of porter<br>track from Jang to<br>Sulungthi (95 Km) | ...  | ...  | ...   | 1,22,00                               |
| 26   | FC 31.50 Km to<br>44.966 Km.  | ...  | ...  | ...   | 1,00                                  |
| 27   | Improvement and<br>Upgradation of bypass<br>road from Bomdir on                     | ...  | ...  | ...   | 80,00                                 |

152  
STATEMENT NO.13- Contd.

(Figures in *Italic* represent Central Sector Schemes)

Expenditure during 2004-2005

| Heads  | Non Plan  | Plan     | Centrally Sponsored Schemes/Central Sector Schemes | Total    | Expenditure to end of 2004-2005 |
|--|---|----------|--|----------|---------------------------------|
| (In thousands of rupees)                               |   |          |  |          |                                 |
| <b>C. CAPITAL ACCOUNT OF ECONOMIC SERVICES -Contd.</b> |   |          |  |          |                                 |
| (g) Capital Account of Transport -Contd.               |   |          |  |          |                                 |
| 5054   | Capital Outlay on Roads and Bridges –Concl'd.   |          |  |          |                                 |
| 04   | District and Other Roads-Concl'd.   |          |  |          |                                 |
| 800  | Other Expenditure – Concl'd.  |          |  |          |                                 |
|  | BRTF road to District headquarter at Tawang (9.60 Km)<br>Job<br>No.AR/CRF/2002-03-08. |          |  |          |                                 |
| 28   | 1,55,00   | 79,68,15 | ...  | 81,23,15 | 14,53,08,44                     |
| 29   | ...   | ...      | ...  | ...      | 77,20                           |
|  | Total-800   |          |  |          |                                 |
|  | 1,55,00   | 79,68,15 | ...  | 81,23,15 | 14,86,81,77                     |
| Total  | 1,55,00   | 79,68,15 | ...  | 81,23,15 | 14,86,81,77                     |
| Total-5054   | 1,55,00   | 79,68,15 | ...  | 81,23,15 | 14,86,81,77                     |
| 5055   | Capital Outlay on Road Transport  |          |  |          |                                 |
| 050  | Lands and Buildings   |          |  |          |                                 |
|  | ...   | 25,69    | ...  | 25,69    | 8,51,78                         |
| 102  | Acquisition of Fleet  |          |  |          |                                 |
|  | ...   | 1,55,79  | ...  | 1,55,79  | 26,30,65                        |



153  
STATEMENT NO.13- Contd.

(Figures in *Italic* represent Central Sector Schemes)

| Heads   | <u>Expenditure during 2004-2005</u>                           |         |  | Total | Expenditure<br>to end of<br>2004-2005 |
|---|---|---------|--|-------|---------------------------------------|
|   | Non Plan  | Plan    | Centrally Sponsored<br>Schemes/Central<br>Sector Schemes |       |                                       |
| (In thousands of rupees)                                  |   |         |  |       |                                       |
| <b>C. CAPITAL ACCOUNT OF ECONOMIC SERVICES -Contd.</b>    |   |         |  |       |                                       |
| (g) Capital Account of Transport –Concl'd.                |   |         |  |       |                                       |
| 5055  | Capital Outlay on Road Transport –Concl'd.                    |         |  |       |                                       |
| 103   | Workshop Facilities   | ...     | 1,33,85  | ...   | 6,17,18                               |
| 800   | Other expenditure   | ...     | ...  | ...   | 11,67,45                              |
| Total-5055  |   | ...     | 3,15,33  | ...   | 52,67,06                              |
| Total- (g)  | Capital Account of Transport                                  | 1,55,00 | 84,36,48   | ...   | 15,81,19,55                           |
| (i) Capital Account of Science Technology and Environment |   |         |  |       |                                       |
| 5425  | Capital Outlay on Other Scientific and Environmental Research |         |  |       |                                       |
| 600   | Other Services  | ...     | ...  | ...   | 9,56                                  |
| 800   | Other Expenditure   | ...     | ...  | ...   | 30,00                                 |
| Total-5425  |   | ...     | ...  | ...   | 39,56                                 |
| Total- (i)  | Capital Account of Science Technology and Environment         | ...     | ...  | ...   | 39,56                                 |

154  
STATEMENT NO.13- Contd.

(Figures in *Italic* represent Central Sector Schemes)

| Heads   | Expenditure during 2004-2005                      |      |  |                 | Total   | Expenditure to end of 2004-2005 |
|---|---|------|--|-----------------|---------|---------------------------------|
|   | Non Plan  | Plan | Centrally Sponsored Schemes/Central Sector Schemes |                 |         |                                 |
| (In thousands of rupees)                                |   |      |  |                 |         |                                 |
| <b>C. CAPITAL ACCOUNT OF ECONOMIC SERVICES -Contd.</b>  |   |      |  |                 |         |                                 |
| <b>(j) Capital Account of General Economic Services</b> |   |      |  |                 |         |                                 |
| 5452  | Capital Outlay on Tourism                         |      |  |                 |         |                                 |
| 01  | Tourist Infrastructure                            |      |  |                 |         |                                 |
| 102   | Tourist Accommodation                             | ...  | ...  | 2,30,97<br>3,55 | 2,34,52 | 11,53,77                        |
| 800   | Other expenditure                                 | ...  | ...  | ...             | ...     | 2,13,67                         |
| Total   | 01  | ...  | ...  | 2,30,97<br>3,55 | 2,34,52 | 13,67,44                        |
| 80  | General   |      |  |                 |         |                                 |
| 800   | Other Expenditure                                 | ...  | 4,78,27  | ...             | 4,78,27 | 6,73,40                         |
| Total   | 80  | ...  | 4,78,27  | ...             | 4,78,27 | 6,73,40                         |
| Total-5452  |   | ...  | 4,78,27  | 2,30,97<br>3,55 | 7,12,79 | 20,40,84                        |
| 5475  | Capital Outlay on Other General Economic Services |      |  |                 |         |                                 |
| 102   | Civil Supplies                                    | ...  | ...  | ...             | ...     | 3,18,85                         |
| 112   | Statistics  | ...  | 12,61  | ...             | 12,61   | 4,50,98                         |
| 800   | Other Expenditure                                 | ...  | ...  | ...             | ...     | 1,44,24                         |
| Total-5475  |   | ...  | 12,61  | ...             | 12,61   | 9,14,07                         |
| Total- (j)  | Capital Account of General Economic Services      | ...  | 4,90,88  | 2,30,97<br>3,55 | 7,25,40 | 29,54,91                        |

155  
STATEMENT NO.13- Concl'd.

(Figures in *Italic* represent Central Sector Schemes)

| Heads  | <u>Expenditure during 2004-2005</u> |            |  | Total      | Expenditure<br>to end of<br>2004-2005 |
|--|-------------------------------------|------------|--|------------|---------------------------------------|
|  | Non Plan                            | Plan       | Centrally Sponsored<br>Schemes/Central<br>Sector Schemes |            |                                       |
| (In thousands of rupees)                                 |                                     |            |  |            |                                       |
| <b>C. CAPITAL ACCOUNT OF ECONOMIC SERVICES –Concl'd.</b> |                                     |            |  |            |                                       |
| <b>Total C. CAPITAL ACCOUNT<br/>OF ECONOMIC SERVICES</b> | 2,24,03                             | 2,50,80,87 | 2,59,41<br><i>33,00,66</i>                               | 2,88,64,97 | 34,51,35,25                           |
| <b>GRAND TOTAL</b>                                       | 2,96,02                             | 3,30,20,37 | 5,31,73<br><i>36,58,97</i>                               | 3,75,07,09 | 44,72,11,95                           |

## STATEMENT NO. 14

**DETAILS OF INVESTMENTS OF GOVERNMENT IN STATUTORY CORPORATIONS,  
GOVERNMENT COMPANIES, OTHER JOINT-STOCK COMPANIES, CO-OPERATIVE BANKS AND SOCIETIES, ETC.  
TO THE END OF 2004-2005**

| Sl. No.                         | Name of Concern  | Year(s) of investment        | Details of investment |               | Face value of each share | Amount invested | Percentage of Government investment to the total paid up capital | Dividend declared / Interest received and credited to Government during the year | Remarks   |
|---------------------------------|--|------------------------------|-----------------------|---------------|--------------------------|-----------------|--|--|---|
|                                 |  |                              | Type                  | No. of shares |                          |                 |  |  |   |
| <b>(In thousands of rupees)</b> |  |                              |                       |               |                          |                 |  |  |   |
| <b>I GOVERNMENT COMPANIES</b>   |  |                              |                       |               |                          |                 |  |  |   |
| 1.                              | Arunachal Pradesh forest Corporation Limited                               | 1977-1978<br>to<br>1985-1986 | Equity Shares         | (a)           | 100 each                 | 2,70,00         | (100 percent)  | ...  | The Corporation sustained a loss of Rs. 3,08.95 lakhs during the year 1998-99 . The accumulated profit upto the year 1998-99 was Rs 16,39.56 lakhs .The working results from 1999-2000 onwards have not been intimated (October, 2005). |
|                                 |  | 1987-1988                    | (a)                   | (a)           | (a)                      | 59,72           | (a)  | ...  |   |
|                                 |  | 1995-1996                    | (a)                   | (a)           | (a)                      | 50,00           | (a)  | ...  |   |
|                                 |  |                              |                       |               | <b>Total</b>             | <b>3,79,72</b>  |  |  |   |
| 2.                              | Arunachal Plywood Industries Limited                                       | 1987-1988                    | Equity Shares         | (a)           | 3 each                   | 20,28           | (26 percent)   | ...  |   |
|                                 |  |                              |                       |               | <b>Total</b>             | <b>20,28</b>    |  |  |   |
| 3.                              | Arunachal Pradesh Industrial Development and Financial Corporation Limited | 1983-1984                    | Equity Shares         | (a)           | 100 Each                 | 1,15,41         | (a)  | ...  | The Corporation sustained a loss of Rs. 1,27.90 lakhs during the year 2002-03. The accumulated profit upto the year 2002-03 was Rs 12,31.53 lakhs . The working results from 2003-2004 onwards have not been intimated (October, 2005). |
|                                 |  | 1999-2000                    | (a)                   | (a)           | (a)                      | 17,00           | (a)  | ...  |   |
|                                 |  | 1999-2000                    | (a)                   | (a)           | (a)                      | 10,00           | (100 percent)  | ...  |   |
|                                 |  | 2000-2001                    | Equity Shares         | (a)           | 100 Each                 | 17,00           | ((100 percent)   | ...  |   |

(a) Full particulars indicating the number, type and face value of each shares have not been intimated (October, 2005).

## STATEMENT NO. 14 –Contd.

| Sl. No. | Name of Concern | Year(s) of investment | Details of investment |               | Face value of each share | Amount invested | Percentage of Government investment to the total paid up capital | Dividend declared / Interest received and credited to Government during the year | Remarks |
|---------|-----------------|-----------------------|-----------------------|---------------|--------------------------|-----------------|--|--|---------|
|         |                 |                       | Type                  | No. of shares |                          |                 |  |  |         |

(In thousands of rupees)

## I GOVERNMENT COMPANIES- Contd.

|    |   |           |     |     |              |                |     |     |   |
|----|---|-----------|-----|-----|--------------|----------------|-----|-----|---|
| 3. | Arunachal Pradesh Industrial Development and Financial Corporation Limited -Concl'd | 2002-2003 | (a) | (a) | (a)          | 5,00           | (a) | ... |   |
|    |   | 2003-2004 | (a) | (a) | (a)          | 5,00           | (a) | ... |   |
|    |   | 2004-2005 | (a) | (a) | (a)          | 5,00           | (a) | ... |   |
|    |   |           |     |     | <b>Total</b> | <b>1,74,41</b> |     |     |   |
| 4. | Handloom and Handicraft Development Corporation Limited                             | 1991-1992 | (a) | (a) | (a)          | 4,50           | (a) | ... | The Corporation sustained cumulative loss of Rs. 3,48.31lakhs upto the year 1996-97. The working results for the period from 1997-98 onwards have not been intimated (October, 2005). |
|    |   | 1992-1993 | (a) | (a) | (a)          | 23,00          | (a) | ... |   |
|    |   | 1993-1994 | (a) | (a) | (a)          | 15,00          | (a) | ... |   |
|    |   | 1994-1995 | (a) | (a) | (a)          | 20,00          | (a) | ... |   |
|    |   | 1995-1996 | (a) | (a) | (a)          | 10,00          | (a) | ... |   |

(a) Full particulars indicating the number, type and face value of each shares have not been intimated (October, 2005).

## STATEMENT NO. 14 –Contd.

| Sl. No. | Name of Concern | Year(s) of investment | Details of investment |               | Face value of each share | Amount invested | Percentage of Government investment to the total paid up capital | Dividend declared / Interest received and credited to Government during the year | Remarks |
|---------|-----------------|-----------------------|-----------------------|---------------|--------------------------|-----------------|--|--|---------|
|         |                 |                       | Type                  | No. of shares |                          |                 |  |  |         |

(In thousands of rupees)

## I GOVERNMENT COMPANIES-Contd.

|    |   |           |     |     |              |              |     |     |  |
|----|---|-----------|-----|-----|--------------|--------------|-----|-----|--|
| 4. | Handloom and Handicraft Development Corporation Limited -Concld | 1996-1997 | (a) | (a) | (a)          | 10,00        | (a) | ... |  |
|    |   |           |     |     | <b>Total</b> | <b>82,50</b> |     |     |  |
| 5. | Arunachal Pradesh Mineral Development and Trading Corporation   | 1991-1992 | (a) | (a) | (a)          | 44,10        | (a) | ... | The Corporation sustained a loss of Rs. 12.66 lakhs during the year 1993-94. The accumulated loss upto the year 1993-94 was Rs 24.80. The working results for the year from 1994-95 onwards have not been intimated (October, 2005). |
|    |   | 1992-1993 | (a) | (a) | (a)          | 49,00        | (a) | ... |  |
|    |   | 1993-1994 | (a) | (a) | (a)          | 32,00        | (a) | ... |  |
|    |   | 1994-1995 | (a) | (a) | (a)          | 27,00        | (a) | ... |  |
|    |   | 1995-1996 | (a) | (a) | (a)          | 15,00        | (a) | ... |  |
|    |   | 1996-1997 | (a) | (a) | (a)          | 12,00        | (a) | ... |  |
|    |   | 1997-1998 | (a) | (a) | (a)          | 30,00        | (a) | ... |  |
|    |   | 2000-2001 | (a) | (a) | (a)          | 20,00        | (a) | ... |  |

(a) Full particulars indicating the number, type and face value of each shares have not been intimated (October, 2005).

## STATEMENT NO-14 Contd.

| Sl. No.                                     | Name of Concern  | Year(s) of investment | Details of investment |               | Face value of each share | Amount invested | Percentage of Government investment to the total paid up capital | Dividend declared / Interest received and credited to Government during the year | Remarks |
|---|--|-----------------------|-----------------------|---------------|--------------------------|-----------------|--|--|---------|
|   |  |                       | Type                  | No. of shares |                          |                 |  |  |         |
| <b>(In thousands of rupees)</b>             |  |                       |                       |               |                          |                 |  |  |         |
| <b>I GOVERNMENT COMPANIES -Concl.</b>       |  |                       |                       |               |                          |                 |  |  |         |
| 5.  | Arunachal Pradesh Mineral Development and Trading Corporation -Concl | 2004-2005             | (a)                   | (a)           | (a)                      | 5,00            | (a)  | ...  |         |
| <b>Total</b>                                |  |                       |                       |               |                          | <b>2,34,10</b>  |  |  |         |
| <b>Total - GOVERNMENT COMPANIES</b>         |  |                       |                       |               |                          | <b>8,91,01</b>  |  |  |         |
| <b>II CO-OPERATIVE BANK, SOCIETIES etc.</b> |  |                       |                       |               |                          |                 |  |  |         |
| 6.  | Regional Rural Bank  | 1984-1985             | (a)                   | (a)           | (a)                      | 3,75            | (a)  | ...  |         |
|   |  | 1988-1989             | (a)                   | (a)           | (a)                      | 3,75            | (a)  | ...  |         |
|   |  | 1990-1991             | (a)                   | (a)           | (a)                      | 3,75            | (a)  | ...  |         |
|   |  | 1992-1993             | (a)                   | (a)           | (a)                      | 3,75            | (a)  | ...  |         |
|   |  | 1995-1996             | (a)                   | (a)           | (a)                      | 31,61           | (a)  | ...  |         |
| <b>Total</b>                                |  |                       |                       |               |                          | <b>46,61</b>    |  |  |         |
| 7.  | Credit Co-Operatives (9 Societies)                                   | 1984-1985             | Ordinary Shares       | (a)           | (a)                      | 55,84           | (a)  | ...  |         |
| <b>Total</b>                                |  |                       |                       |               |                          | <b>55,84</b>    |  |  |         |
| 8.  | Farming Co-operatives (9 Societies)                                  | 1985-1986             | Ordinary Shares       | (a)           | (a)                      | 89              | (a)  | ...  |         |
|   |  | 2002-2003             | (a)                   | (a)           | (a)                      | 76,18           | (a)  | ...  |         |
| <b>Total</b>                                |  |                       |                       |               |                          | <b>77,07</b>    |  |  |         |

(a) Full particulars indicating the number, type and face value of each shares have not been intimated (October, 2005).

160  
STATEMENT NO. 14 –Contd.

| Sl. No. | Name of Concern | Year(s) of investment | Details of investment |               | Face value of each share | Amount invested | Percentage of Government investment to the total paid up capital | Dividend declared / Interest received and credited to Government during the year | Remarks |
|---------|-----------------|-----------------------|-----------------------|---------------|--------------------------|-----------------|--|--|---------|
|         |                 |                       | Type                  | No. of shares |                          |                 |  |  |         |

(In thousands of rupees)

II CO-OPERATIVE BANK, SOCIETIES etc. -Contd.

9. Other Co-operatives  
( 124 Societies)

|           |                 |     |     |         |     |     |
|-----------|-----------------|-----|-----|---------|-----|-----|
| 1986-1987 | Ordinary Shares | (a) | (a) | 1,16,34 | (a) | ... |
| 1987-1988 |                 | (a) | (a) | 6,47    | (a) | ... |
| 1990-1991 |                 | (a) | (a) | 5,95    | (a) | ... |
| 1991-1992 |                 | (a) | (a) | 15,00   | (a) | ... |
| 1992-1993 |                 | (a) | (a) | 2,54    | (a) | ... |
| 1993-1994 |                 | (a) | (a) | 7,34    | (a) | ... |
| 1994-1995 |                 | (a) | (a) | 14,00   | (a) | ... |
| 1995-1996 |                 | (a) | (a) | 50,00   | (a) | ... |
| 1996-1997 |                 | (a) | (a) | 31,29   | (a) | ... |
| 1997-1998 |                 | (a) | (a) | 20,73   | (a) | ... |

(a) Full particulars indicating the number, type and face value of each shares have not been intimated (October, 2005).



## STATEMENT NO. 14- Concl'd.

| Sl. No. | Name of Concern | Year(s) of investment | <u>Details of investment</u> |               | Face value of each share | Amount invested | Percentage of Government investment to the total paid up capital | Dividend declared / Interest received and credited to Government during the year | Remarks |
|---------|-----------------|-----------------------|------------------------------|---------------|--------------------------|-----------------|--|--|---------|
|         |                 |                       | Type                         | No. of shares |                          |                 |  |  |         |

(In thousands of rupees)

## II CO-OPERATIVE BANK, SOCIETIES etc. -Concl'd.

9. Other Co-operatives  
(124 Societies) -Concl'd

|           |     |     |     |         |     |     |
|-----------|-----|-----|-----|---------|-----|-----|
| 1998-1999 | (a) | (a) | (a) | 27,36   | (a) | ... |
| 2001-2002 | (a) | (a) | (a) | 2,09,97 | (a) | ... |
| 2001-2002 | (a) | (a) | (a) | 9,10    | (a) | ... |
| 2002-2003 | (a) | (a) | (a) | 2,46    | (a) | ... |

|              |  |  |  |                |  |  |
|--------------|--|--|--|----------------|--|--|
| <b>Total</b> |  |  |  | <b>5,18,55</b> |  |  |
|--------------|--|--|--|----------------|--|--|

|                                      |           |     |     |     |       |     |     |
|--------------------------------------|-----------|-----|-----|-----|-------|-----|-----|
| 10. Multipurpose Rural Co-operatives | 2001-2002 | (a) | (a) | (a) | 33,50 | (a) | ... |
|                                      | 2004-2005 | (a) | (a) | (a) | 40    | (a) | ... |
|                                      | 2004-2005 | (a) | (a) | (a) | 50    | (a) | ... |

|              |  |  |  |              |  |  |
|--------------|--|--|--|--------------|--|--|
| <b>Total</b> |  |  |  | <b>34,40</b> |  |  |
|--------------|--|--|--|--------------|--|--|

|                |   |  |  |  |                |  |  |
|----------------|---|--|--|--|----------------|--|--|
| <b>Total -</b> | <b>Co-operative Banks, Societies etc.</b> |  |  |  | <b>7,32,47</b> |  |  |
|----------------|---|--|--|--|----------------|--|--|

|  |  |  |  |  |                 |  |     |
|--|--|--|--|--|-----------------|--|-----|
|  |  |  |  |  | <b>16,23,48</b> |  | ... |
|--|--|--|--|--|-----------------|--|-----|

(a) Full particulars indicating the number, type and face value of each shares have not been intimated (October, 2005).

## STATEMENT NO. 15

**STATEMENT SHOWING CAPITAL AND OTHER EXPENDITURE  
(OTHER THAN ON REVENUE ACCOUNT) TO THE END OF 2004-2005  
AND THE PRINCIPAL SOURCES FROM WHICH FUNDS  
WERE PROVIDED FOR THAT EXPENDITURE**

| Heads                                  | on 1st April<br>2004 | During the Year<br>2004-2005 | on 31 st March<br>2005 |
|--|----------------------|------------------------------|------------------------|
| <b>CAPITAL AND OTHER EXPENDITURE-</b>  |                      |                              |                        |
| (In crores of rupees)                  |                      |                              |                        |
| Capital Expenditure-                   |                      |                              |                        |
| 1. Public Works                        | 1,90.31(*)           | 10.17                        | 2,00.48                |
| 2. Other General Services              | 52.95                | 4.35                         | 57.30                  |
| 3. Social Services                     | 6.91.09              | 71.90                        | 7.62.99                |
| 4. Agriculture and Allied Services     | 85.11                | 4.84                         | 89.95                  |
| 5. Rural Development                   | 18.20                | 0.04                         | 18.24                  |
| 6. Special Areas Programmes            | 2.08.00              | 37.18                        | 2.45.18                |
| 7. Irrigation and Flood Control        | 83.18                | 3.86                         | 87.04                  |
| 8. Energy                              | 12.31.42             | 1.49.41                      | 13.80.83               |
| 9. Industry and Minerals               | 18.81                | 0.15                         | 18.96                  |
| 10. Transport                          | 14.95.28             | 85.92                        | 15.81.20               |
| 11. Science Technology and Environment | 0.40                 | ...                          | 0.40                   |
| 12. General Economic Services          | 22.30                | 7.25                         | 29.55                  |
| <b>Total - Capital Expenditure</b>     | <b>40,97.05(*)</b>   | <b>3,75.07</b>               | <b>44,72.12</b>        |

(\*) Difference of Rs. 0.01 Crore with last years closing balance is due to rounding.

## STATEMENT NO. 15-Contd.

| Heads   | on 1st April<br>2004 | During the Year<br>2004-2005 | on 31 st March<br>2005 |
|---|----------------------|------------------------------|------------------------|
| <b>CAPITAL AND OTHER EXPENDITURE –Contd.</b>              |                      |                              |                        |
| F. Loans and Advances-                                    |                      | (In crores of rupees)        |                        |
| Loans for Education, Sports, Art and Culture              | 0.01                 | ...                          | 0.01                   |
| Loans for Urban Development                               | 0.15                 | ...                          | 0.15                   |
| Loans for Crop Husbandry                                  | 0.10                 | ...                          | 0.10                   |
| Loans for Soil and Water Conservation                     | 0.01                 | ...                          | 0.01                   |
| Loans for Co-operation                                    | 5.23                 | 2.41                         | 7.64                   |
| Loans for Village and Small Industries                    | 1.97(*)              | (-) 0.03                     | 1.94                   |
| Loans for Non-ferrous Mining and Metallurgical Industries | ...                  | 0.15                         | 0.15                   |
| Loans for other Industries and Minerals                   | 6.10                 | ...                          | 6.10                   |
| Loans to Government Servants, etc                         | 7.68(*)              | 0.82                         | 8.50                   |
| Total   | 21.25                | 3.35                         | 24.60                  |

---

(\*) Difference of Rs. 0.01 Crore with last years closing balance is due to rounding.

## STATEMENT NO. 15-Concl'd.

| Heads  | on 1st April<br>2004  | During the Year<br>2004-2005 | on 31 st March<br>2005 |
|--|-----------------------|------------------------------|------------------------|
| <b>CAPITAL AND OTHER EXPENDITURE –Concl'd.</b>   |                       |                              |                        |
|  | (In crores of rupees) |                              |                        |
| Transfer to Contingency Fund   | 0.10                  | ...                          | 0.10                   |
| Total - Capital and Other Expenditure  | 41,18.39              | 3,78.43                      | 44,96.82               |
| <b>Net Capital and Other Expenditure</b>   | 41,18.39              | 3,78.43                      | 44,96.82(X)            |
| <b>Principal Sources of Funds -</b>  |                       |                              |                        |
| <b>Debt</b>  |                       |                              |                        |
| Internal debt of the State Government  | 5,14.86               | 1,12.83                      | 6,27.69                |
| Loans and Advances from the Central Government   | 4,59.52               | 44.53                        | 5,04.05                |
| Small Savings, Provident Funds, etc.   | 4,43.52               | 81.92                        | 5,25.44                |
| Total- Debt  | 14,17.90              | 2,39.28                      | 16,57.18               |
| <b>Other Receipts :-</b>   |                       |                              |                        |
| Contingency Fund   | 0.05                  | ...                          | 0.05                   |
| Reserve Fund   | 84.46                 | 15.41                        | 99.87                  |
| Net balance under Deposit and Advance ,Suspense<br>and Miscellaneous other than those shown separately | 1,38.26               | 33.61                        | 1,71.87                |
| Remittance   | (-) 1,21.37           | (-) 1.02                     | (-)1,22.39             |
| Total - Debt and Other Receipt   | 15,19.30              | 2,87.28                      | 18,06.58               |
| <b>Deduct</b>  |                       |                              |                        |
| Cash Balance   | (-)1,50.49            | (-) 96.88                    | (-) 2,47.37            |
| Investment :   | 18.97                 | (-) 2.07                     | 16.90                  |
| Revenue Deficit  | ...                   | 7.80                         | ...                    |
| Net Provision of Funds   | 16,50.82 (Y)          | 3,78.43                      | 20,37.05(Y)            |

Note :- The net provision of Funds (Y) shown in the Statement differs from the Net Capital and other expenditure (X) upto the end of the year by Rs. 24,59.77 crores. This is explained below:-

|   | (In crores of rupees) |
|---|-----------------------|
| 1) Accumulated Revenue surplus  | 24,48.47              |
| 2) Vide items of differences explained at page 118 of Finance Accounts for the year 1993-94 | 11.30                 |
| Total   | <u>24,59.77</u>       |

**SECTION – B**

**DEBT, CONTINGENCY FUND AND PUBLIC ACCOUNT**

## STATEMENT NO.16

## DETAILED STATEMENT OF RECEIPTS, DISBURSEMENTS AND BALANCES UNDER HEADS OF ACCOUNT RELATING TO DEBT, CONTINGENCY FUND AND PUBLIC ACCOUNTS

| Head of Account  |    | Opening Balance | Receipts    | Disbursements |    | Closing Balance |
|--|----|-----------------|-------------|---------------|----|-----------------|
| (In thousand of rupees)  |    |                 |             |               |    |                 |
| <b>Part I - CONSOLIDATED FUND</b>                              |    |                 |             |               |    |                 |
| Receipt Heads (Revenue Account)(a)                             |    |                 | 15,01,83,73 |               |    |                 |
| Expenditure Heads (Revenue Account) (a)                        |    |                 |             | 15,09,64,21   |    |                 |
| Expenditure Heads (Capital Account)(a)                         |    |                 |             | 3,75,07,09    |    |                 |
| <b>E. Public Debt (b)</b>                                      |    |                 |             |               |    |                 |
| 6003 Internal debt of the State Government                     | Cr | 5,14,85,57      | 2,39,72,17  | 1,26,88,81    | Cr | 6,27,68,93      |
| 6004 Loans and Advances from the Central Government            | Cr | 4,59,51,95      | 71,14,38    | 26,61,66 (*)  | Cr | 5,04,04,67      |
| Total :- E. Public Debt (b)                                    | Cr | 9,74,37,52      | 3,10,86,55  | 1,53,50,47    | Cr | 11,31,73,60     |
| <b>F. Loans And Advances (c)</b>                               |    |                 |             |               |    |                 |
| 6202 Loans for Education, Sports, Art and Culture              | Dr | 1,17            | ...         | ...           | Dr | 1,17            |
| 6217 Loans for Urban Development                               | Dr | 15,00           | ...         | ...           | Dr | 15,00           |
| 6401 Loans for Crop Husbandry                                  | Dr | 9,91            | ...         | ...           | Dr | 9,91            |
| 6402 Loans for Soil and Water Conservation                     | Dr | 1,12            | ...         | ...           | Dr | 1,12            |
| 6425 Loans for Co-operation                                    | Dr | 5,23,24         | 29,24       | 2,70,03       | Dr | 7,64,03         |
| 6851 Loans for Village and Small Industries                    | Dr | 1,96,82         | 2,56        | ...           | Dr | 1,94,26         |
| 6853 Loans for Non-ferrous Mining and Metallurgical Industries |    | ...             | ...         | 15,00         | Dr | 15,00           |
| 6885 Other Loans to Industries and Minerals                    | Dr | 6,09,92         | ...         | ...           | Dr | 6,09,92         |
| 7610 Loans to Government Servants, etc                         | Dr | 7,68,00         | 2,29,44     | 3,11,61       | Dr | 8,50,17         |
| Total :- F. Loans And Advances (c)                             | Dr | 21,25,18        | 2,61,24     | 5,96,64       | Dr | 24,60,58        |
| Total :-Part - I Consolidated Fund                             |    |                 | 18,15,31,52 | 20,44,18,41   |    |                 |
| <b>Part - II CONTINGENCY FUND</b>                              |    |                 |             |               |    |                 |
| <b>8000 Contingency Fund</b>                                   |    |                 |             |               |    |                 |
| Total 8000 Contingency Fund                                    | Cr | 4,85            | ...         | ...           | Cr | 4,85            |
| Total - Part II (Contingency Fund)                             | Cr | 4,85            | ...         | ...           | Cr | 4,85            |

- (a) These transactions are closed to 'Government Account'  
(b) For detailed Account please see Statement No 17.  
(c) For Detailed Account please see Statement No.18.  
(\*) Includes Rs.5,10,00,000 being the adjustment under Debt Swap Scheme.

## STATEMENT NO.16- Contd.

| Head of Account  | Opening Balance | Receipts   | Disbursements | Closing Balance        |
|--|-----------------|------------|---------------|------------------------|
| (In thousand of rupees)  |                 |            |               |                        |
| <b>Part - III PUBLIC ACCOUNT</b>   |                 |            |               |                        |
| <b>I. SMALL SAVINGS, PROVIDENT FUNDS, ETC.</b>   |                 |            |               |                        |
| (a) National Small Savings Fund  |                 |            |               |                        |
| <b>8007 Investments of National Small Savings Fund</b>   |                 |            |               |                        |
| 102 Investment in special Central Govt. Securities issued against net collections of small savings from 1.4.1999 | Cr              | 88,04,13   | 41,21,00      | ... Cr 1,29,25,13      |
| Total: 8007 Investment of National Small Savings Fund  | Cr              | 88,04,13   | 41,21,00      | ... Cr 1,29,25,13      |
| Total: (a) National Small Savings Fund   | Cr              | 88,04,13   | 41,21,00      | ... Cr 1,29,25,13      |
| (b) State Provident Funds  |                 |            |               |                        |
| <b>8009 State Provident Funds</b>  |                 |            |               |                        |
| 01 Civil   |                 |            |               |                        |
| 101 General Provident Funds  | Cr              | 3,13,67,17 | 87,62,89      | 50,01,41 Cr 3,51,28,65 |
| 102 Contributory Provident Fund  | Cr              | 3,29,18    | ...           | ... Cr 3,29,18         |
| 104 All India Services Provident Fund  |                 | ...        | 1,20          | 9,10 Dr 7,90 (a)       |
| Total: 8009 State Provident Funds  | Cr              | 3,16,96,35 | 87,64,09      | 50,10,51 Cr 3,54,49,93 |
| Total: (b) State Provident Funds   | Cr              | 3,16,96,35 | 87,64,09      | 50,10,51 Cr 3,54,49,93 |
| (c) Other Accounts   |                 |            |               |                        |
| <b>8011 Insurance and Pension Funds</b>  |                 |            |               |                        |
| 103 Central Government Employees' Group Insurance Scheme   |                 | ...        | 44            | 32 Cr 12               |
| 106 Other Insurance and pension Funds  | Cr              | 8          | 1             | ... Cr 9               |
| 107 State Government Employees' Group Insurance Scheme   |                 |            |               |                        |
| (a) Insurance Fund   | Cr              | 37,28,14   | 5,09,11       | 1,88,41 Cr 40,48,84    |
| (b) Savings Fund   | Cr              | 1,23,97    | 11,90         | 15,77 Cr 1,20,10       |
| Total: 8011 Insurance and Pension Funds  | Cr              | 38,52,19   | 5,21,46       | 2,04,50 Cr 41,69,15    |
| Total: (c) Other Accounts  | Cr              | 38,52,19   | 5,21,46       | 2,04,50 Cr 41,69,15    |
| Total :- I. SMALL SAVINGS, PROVIDENT FUNDS, ETC.   | Cr              | 4,43,52,67 | 1,34,06,55    | 52,15,01 Cr 5,25,44,21 |

(a) Adverse balance is under investigation.

## STATEMENT NO.16- Contd.

| Head of Account                                     | Opening Balance | Receipts | Disbursements | Closing Balance      |
|---|-----------------|----------|---------------|----------------------|
| (In thousand of rupees)                             |                 |          |               |                      |
| <b>Part - III PUBLIC ACCOUNT – Contd.</b>           |                 |          |               |                      |
| <b>J. RESERVE FUND</b>                              |                 |          |               |                      |
| (b) Reserve Funds not Bearing Interest              |                 |          |               |                      |
| <b>8222 Sinking Funds</b>                           |                 |          |               |                      |
| 01 Appropriation for reduction or avoidance of Debt |                 |          |               |                      |
| 101 Sinking Funds                                   | Cr              | 12,90,00 | 4,00,00       | ... Cr 16,90,00      |
| 02 Sinking Fund Investment Account                  |                 |          |               |                      |
| 101 Sinking Fund-Investment Account                 | Dr              | 12,90,00 | ...           | 4,00,00 Dr 16,90,00  |
| Total: 8222 Sinking Funds                           |                 |          |               |                      |
| Gross :   | Cr              | 12,90,00 | 4,00,00       | ... Cr 16,90,00      |
| Investment :  | Dr              | 12,90,00 | ...           | 4,00,00 Dr 16,90,00  |
| <b>8235 General and Other Reserve Funds</b>         |                 |          |               |                      |
| 111 Calamity Relief Fund                            | Cr              | 2,00,00  | ...           | ... Cr 2,00,00       |
| 200 Other Funds                                     | Cr              | 69,56,37 | 11,40,79      | ... Cr 80,97,16      |
| Total: 8235 General and Other Reserve Funds         |                 |          |               |                      |
| Cr  | 71,56,37        | 11,40,79 | ...           | ... Cr 82,97,16      |
| Total: (b) Reserve Funds not Bearing Interest       |                 |          |               |                      |
| Cr.   | 84,46,37        | 15,40,79 | ...           | ... Cr. 99,87,16     |
| Dr.   | 12,90,00        | ...      | 4,00,00       | Dr. 16,90,00         |
| Total :- J. RESERVE FUND                            |                 |          |               |                      |
| Gross :   | Cr              | 84,46,37 | 15,40,79      | ... Cr 99,87,16      |
| Investments:  | Dr              | 12,90,00 | ...           | 4,00,00 Dr 16,90,00  |
| <b>K. DEPOSITS AND ADVANCES</b>                     |                 |          |               |                      |
| (b) Deposits not Bearing Interest                   |                 |          |               |                      |
| <b>8443 Civil Deposits</b>                          |                 |          |               |                      |
| 101 Revenue Deposits                                | Cr              | 1,25,51  | ...           | ... Cr 1,25,51       |
| 103 Security Deposits                               | Cr              | 62,59    | 48,64         | 1,00 Cr 1,10,23      |
| 104 Civil Court Deposits                            | Cr              | 1,69,66  | ...           | ... Cr 1,69,66       |
| 105 Criminal Court Deposits                         | Cr              | 34,97    | ...           | ... Cr 34,97         |
| 106 Personal Deposits                               | Cr              | 29,64    | 6,31          | 28,45 Cr 7,50        |
| 108 Public Works Deposits                           | Cr              | 26,97,76 | 60,54,32      | 58,75,12 Cr 28,76,96 |
| 111 Other Departmental Deposits                     | Cr              | 2,32,69  | ...           | ... Cr 2,32,69       |
| 121 Deposits in Connection with Elections           | Cr              | 1        | ...           | ... Cr 1             |
| 800 Other Deposits                                  | Cr              | 1,79,82  | ...           | ... Cr 1,79,82       |
| Total 8443 Civil Deposits                           |                 |          |               |                      |
| Cr  | 35,32,65        | 61,09,27 | 59,04,57      | Cr 37,37,35          |



## STATEMENT NO.16- Contd.

| Head of Account  | Opening Balance | Receipts   | Disbursements   | Closing Balance |
|--|-----------------|------------|-----------------|-----------------|
| (In thousand of rupees)  |                 |            |                 |                 |
| <b>Part - III PUBLIC ACCOUNT-Contd.</b>                          |                 |            |                 |                 |
| <b>K. DEPOSITS AND ADVANCES – Concl.</b>                         |                 |            |                 |                 |
| (b) Deposits not Bearing Interest-Concl.                         |                 |            |                 |                 |
| <b>8449 Other Deposits</b>                                       |                 |            |                 |                 |
| 120 Miscellaneous Deposits                                       | Cr              | 2,07       | ...             | 2,07            |
| Total: 8449 Other Deposits                                       | Cr              | 2,07       | ...             | 2,07            |
| Total: (b) Deposits not Bearing Interest                         | Cr              | 35,34,72   | 61,09,27        | 37,39,42        |
| (c) Advances   |                 |            |                 |                 |
| <b>8550 Civil Advances</b>                                       |                 |            |                 |                 |
| 101 Forest Advances  | Dr              | 6,23,11    | 29,46,98        | 6,87,23         |
| 103 Other Departmental Advances                                  | Dr              | 1          | ...             | 6,50,01         |
| 104 Other Advances   | Cr              | 33,76      | 31,04           | 54,32(a)        |
| Total: 8550 Civil Advances                                       | Dr              | 5,89,36    | 29,78,02        | 12,82,92        |
| Total: (c) Advances  | Dr              | 5,89,36    | 29,78,02        | 12,82,92        |
| Total :- K. DEPOSITS AND ADVANCES                                | Cr              | 29,45,36   | 90,87,29        | 24,56,50        |
| <b>L. SUSPENSE AND MISCELLANEOUS</b>                             |                 |            |                 |                 |
| (b) Suspense   |                 |            |                 |                 |
| <b>8658 Suspense Accounts</b>                                    |                 |            |                 |                 |
| 101 Pay and Accounts Office - Suspense                           | Dr              | 6,85,40    | 11,77           | 9,22,75         |
| 102 Suspense Account (Civil)                                     | Dr              | 5,85,12    | 46,55           | 7,75,63         |
| 107 Cash settlement Suspense Account                             | Dr              | 19,11,62   | 2,90            | 19,24,40        |
| 109 Reserve Bank Suspense - Headquarters                         | Dr              | 24,95      | (-) 19,44(*)    | 44,87           |
| 110 Reserve Bank Suspense - Central Accounts Office              | Cr              | 1,52,33,81 | 47,69,18        | 1,96,82,24      |
| 112 Tax Deducted at source(TDS) Suspense                         | Cr              | 8,24,71    | (-) 1,05,58 (*) | 7,17,28         |
| 113 Provident Fund Suspense                                      | ...             | ...        | 20,69           | 20,69           |
| 121 Additional Dearness Allowance Deposit Suspense Account (New) | Cr              | 4,68       | 3,15            | 7,16            |
| 123 A.I.S Officers' Group Insurance Scheme                       | Dr              | 59         | @               | 2,19            |
| 129 Material Purchase settlement suspense Account                | Dr              | 19,04,33   | ...             | 19,04,33        |
| Total: 8658 Suspense Accounts                                    | Cr              | 1,09,51,19 | 47,08,53        | 1,48,11,82      |

(a) Adverse balance is under correspondence with the department.

@ Rs. 480/- only.

(\*) Minus receipts is due to adjustment of earlier years outstanding balances .

## STATEMENT NO.16- Contd.

| Head of Account   |  | Opening Balance | Receipts   | Disbursements   | Closing Balance    |            |
|---|--|-----------------|------------|-----------------|--------------------|------------|
| (In thousand of rupees)   |  |                 |            |                 |                    |            |
| <b>Part - III PUBLIC ACCOUNT –Contd.</b>  |  |                 |            |                 |                    |            |
| <b>L. SUSPENSE AND MISCELLANEOUS –Concl.</b>  |  |                 |            |                 |                    |            |
| (b) Suspense –Concl.  |  |                 |            |                 |                    |            |
| <b>8658 Suspense Accounts-Concl.</b>  |  |                 |            |                 |                    |            |
| Total:  | (b) Suspense   | Cr              | 1,09,51,19 | 47,08,53        | 8,47,90 Cr         | 1,48,11,82 |
| (c) Other Accounts  |  |                 |            |                 |                    |            |
| <b>8670 Cheques and Bills</b>   |  |                 |            |                 |                    |            |
| 103   | Departmental Cheques   | Cr              | 4,14       | ...             | ... Cr             | 4,14       |
| Total:  | 8670 Cheques and Bills   | Cr              | 4,14       | ...             | ... Cr             | 4,14       |
| <b>8671 Departmental Balances</b>   |  |                 |            |                 |                    |            |
| 101   | Civil  | Dr              | 73,97      | 12,64,17        | 12,75,01 Dr        | 84,81      |
| Total:  | 8671 Departmental Balances   | Dr              | 73,97      | 12,64,17        | 12,75,01 Dr        | 84,81      |
| <b>8672 Permanent Cash Imprest</b>  |  |                 |            |                 |                    |            |
| 101   | Civil  | Dr              | 54         | ...             | 5 Dr               | 59         |
| 104   | Defence  | Dr              | 3          | ...             | ... Dr             | 3          |
| Total:  | 8672 Permanent Cash Imprest  | Dr              | 57         | ...             | 5 Dr               | 62         |
| <b>8673 Cash Balance Investment Account</b>   |  |                 |            |                 |                    |            |
| 101   | Cash Balance Investment Account  | Dr              | 6,07,00    | 24,74,33,00     | 24,68,26,00        | ...        |
| Total:  | 8673 Cash Balance Investment Accounts  | Dr              | 6,07,00    | 24,74,33,00     | 24,68,26,00        | ...        |
| Total:  | (c) Other Accounts   | Dr              | 6,77,40    | 24,86,97,17     | 24,81,01,06 Dr     | 81,29      |
| Total :-  | L. SUSPENSE AND MISCELLANEOUS  | Cr              | 1,02,73,79 | 25,34,05,70     | 24,89,48,96 Cr     | 1,47,30,53 |
| <b>M. REMITTANCES</b>   |  |                 |            |                 |                    |            |
| (a) Money Orders, and other remittances   |  |                 |            |                 |                    |            |
| <b>8782 Cash Remittances and adjustments between officers rendering accounts to the same Accounts Officer</b> |  |                 |            |                 |                    |            |
| 101   | Cash Remittances between Treasuries and Currency Chests  | Dr              | 14,59,88   | 6,24,41         | 8,61,23 Dr         | 16,96,70   |
| 102   | Public Works Remittances   | Dr              | 1,03,45,66 | 8,63,26,90      | 8,60,64,91 Dr      | 1,00,83,67 |
| 103   | Forest Remittances   | Dr              | 4,74,11    | 59,46,88        | 59,58,61 Dr        | 4,85,84    |
| 105   | Reserve Bank of India Remittances  | Cr              | 2,09,84    | (-) 3,56,50 (a) | (-) 2,41,80 (a) Cr | 95,14      |
| Total   | 8782 Cash Remittances and adjustments between officers rendering accounts to the same Accounts Officer | Dr              | 1,20,69,81 | 9,25,41,69      | 9,26,42,95 Dr      | 1,21,71,07 |

(a) Minus receipts/expenditure is due to adjustment of earlier years outstanding balances.

## STATEMENT NO.16- Contd.

| Head of Account  |  | Opening Balance | Receipts   | Disbursements | Closing Balance |               |
|--|--|-----------------|------------|---------------|-----------------|---------------|
| (In thousand of rupees)  |  |                 |            |               |                 |               |
| <b>Part - III PUBLIC ACCOUNT-Concl.</b>  |  |                 |            |               |                 |               |
| <b>M. REMITTANCES-Concl.</b>   |  |                 |            |               |                 |               |
| (a) Money Orders, and other remittances-Concl.   |  |                 |            |               |                 |               |
| <b>8782 Cash Remittances and adjustments between officers rendering accounts to the same Accounts Officer – Concl.</b> |  |                 |            |               |                 |               |
| Total:   | (a) Money Orders, and other remittances                      | Dr              | 1,20,69,81 | 9,25,41,69    | 9,26,42,95      | Dr 1,21,71,07 |
| (b) Inter- Government Adjustment Accounts  |  |                 |            |               |                 |               |
| <b>8786 Adjusting Account between Central and State Governments</b>  |  |                 |            |               |                 |               |
| Total:   | 8786 Adjusting Account between Central and State Governments | Cr              | 2,10       | ...           | ...             | Cr 2,10       |
| <b>8793 Inter-State Suspense Account</b>   |  |                 |            |               |                 |               |
| 101 Inter State Suspense   |  |                 |            |               |                 |               |
|  | Andra Pradesh  | Dr              | 27,35      | 7             | 10              | Dr 27,38      |
|  | Assam  | Dr              | 19,30      | ...           | 15              | Dr 19,45      |
|  | Meghalaya  | Cr              | 7          | ...           | ...             | Cr 7          |
|  | Mizoram  | Dr              | 3,65       | ...           | ...             | Dr 3,65       |
|  | Arunachal Pradesh  | Cr              | 20         | ...           | ...             | Cr 20         |
|  | New Delhi  | Cr              | 61         | ...           | ...             | Cr 61         |
|  | Maharastra   | Dr              | 30         | ...           | ...             | Dr 30         |
|  | West Bengal  | Dr              | 51         | ...           | ...             | Dr 51         |
|  | Tamil Nadu   | Dr              | 1,95       | ...           | ...             | Dr 1,95       |
|  | Manipur  | Dr              | 9          | ...           | ...             | Dr 9          |
|  | Nagaland   | Dr              | 16,51      | ...           | ...             | Dr 16,51      |
|  | Tripura  | Dr              | 1,17       | ...           | ...             | Dr 1,17       |
|  | Uttar Pradesh  | Cr              | (a)        | ...           | ...             | Cr (a)        |
| Total:   | 8793 Inter-State Suspense Account                            | Dr              | 69,95      | 7             | 25              | Dr 70,13      |
| Total:   | (b) Inter- Government Adjustment Accounts                    | Dr              | 67,85      | 7             | 25              | Dr 68,03      |
| Total :-   | M. REMITTANCES   | Dr              | 1,21,37,66 | 9,25,41,76    | 9,26,43,20      | Dr 1,22,39,10 |
| <b>Total - Part- III Public Account</b>  |  | Cr              | 5,25,90,53 | 36,99,82,09   | 35,67,83,32     | Cr 6,57,89,30 |
| <b>Total - Part -I, II and III</b>   |  |                 |            | 55,15,13,61   | 56,12,01,73     |               |

## STATEMENT NO.16- Concl'd.

| Head of Account                           | Opening Balance         | Receipts               | Disbursements | Closing Balance        |
|---|-------------------------|------------------------|---------------|------------------------|
|   | (In thousand of rupees) |                        |               |                        |
| <b>N. Cash Balance</b>                    |                         | <b>Opening Balance</b> |               | <b>Closing Balance</b> |
| 8999 Cash Balance                         |                         |                        |               |                        |
| 101-Cash in Treasuries                    |                         | 52                     |               | 46                     |
| 102-Deposits with Reserve Bank            |                         | (-) 1,50,49,90         |               | (-) 2,47,37,96         |
| Total - N Cash Balance                    |                         | (-) 1,50,49,38         |               | (-) 2,47,37,50 (a)     |
| <b>GRAND TOTAL RECEIPTS /DISBURSMENTS</b> |                         | 53,64,64,23            |               | 53,64,64,23            |

(a) Please see footnote (a) at page 40 below Statement No.7.

## STATEMENT NO. 17

## DETAILED STATEMENT OF DEBT AND OTHER INTEREST BEARING OBLIGATIONS OF GOVERNMENT

| Description of Debt   | Balance on<br>1st April<br>2004 | Additions<br>during<br>the year | Discharges<br>during<br>the year | Balance on<br>31st March<br>2005 |
|---|---------------------------------|---------------------------------|----------------------------------|----------------------------------|
| (1)   | (2)                             | (3)                             | (4)                              | (5)                              |
| (In thousands of rupees)  |                                 |                                 |                                  |                                  |
| <b>E. Public Debt</b>   |                                 |                                 |                                  |                                  |
| <b>6003 Internal debt of the State Government</b>                       |                                 |                                 |                                  |                                  |
| <b>(a) Market loans bearing Interest</b>                                |                                 |                                 |                                  |                                  |
| 101 Market Loans  | 2,85,60,42                      | 22,15,20                        | 4,68,00                          | 3,03,07,62                       |
| 103 Loans from Life Insurance Corporation of India                      | 1,08,90                         | ...                             | 12,44                            | 96,46                            |
| 104 Loans from General Insurance Corporation of India                   | 18,00                           | ...                             | 2,00                             | 16,00                            |
| 105 Loans from the National Bank for Agricultural and Rural Development | 1,15,62,83                      | 12,76,46                        | 15,55,75                         | 1,12,83,54                       |
| 108 Loans from National Co-operative Development Corporation            | 15,61                           | 3,15,23                         | 1,28,13                          | 2,02,71                          |
| 109 Loans from other Institutions                                       | 1,04,56,03                      | ...                             | ...                              | 1,04,56,03                       |
| 110 Ways and Means Advances from the Reserve Bank of India              | ...                             | 1,91,87,23                      | 95,56,15                         | 96,31,08                         |
| 800 Other Loans   | 7,63,78                         | 9,78,05                         | 9,66,34                          | 7,75,49                          |
| <b>Total 6003 Internal debt of the State Government</b>                 | <b>5,14,85,57</b>               | <b>2,39,72,17</b>               | <b>1,26,88,81</b>                | <b>6,27,68,93</b>                |
| <b>6004 Loans and Advances from the Central Government</b>              |                                 |                                 |                                  |                                  |
| 01 Non-Plan Loans   |                                 |                                 |                                  |                                  |
| 101 Loans to cover gap in resources                                     | 14,97,02                        | ...                             | 36,59                            | 14,60,43                         |
| 102 Share of Small Savings Collections                                  | 15,35,10                        | ...                             | 13,15                            | 15,21,95                         |
| 201 House Building Advances   | 3,40                            | ...                             | 60                               | 2,80                             |
| 800 Other Loans   | 9,48,47                         | 2,00,48                         | ...                              | 11,48,95                         |
| <b>Total - 01 Non-Plan Loans</b>  | <b>39,83,99</b>                 | <b>2,00,48</b>                  | <b>50,34</b>                     | <b>41,34,13</b>                  |

## STATEMENT NO. 17 - Contd.

| Description of Debt  | Balance on<br>1st April<br>2004 | Additions<br>during<br>the year | Discharges<br>during<br>the year | Balance on<br>31st March<br>2005 |
|--|---------------------------------|---------------------------------|----------------------------------|----------------------------------|
| (1)  | (2)                             | (In thousands of rupees)        |                                  | (5)                              |
|  |                                 | (3)                             | (4)                              |                                  |
| <b>E. Public Debt</b>  |                                 |                                 |                                  |                                  |
| <b>6004 Loans and Advances from the Central Government –Concl'd.</b>   |                                 |                                 |                                  |                                  |
| 02 Loans for State/Union Territory Plan Schemes  |                                 |                                 |                                  |                                  |
| 101 Block Loans  | 3,63,62,92                      | 61,49,53                        | 23,32,68(*)                      | 4,01,79,77                       |
| 104 1984-89 State Plan Loans<br>Consolidated in terms of<br>recommendations of the 9th<br>Finance Commission | 1,76,49                         | ...                             | 1,76,49                          | ...                              |
| <b>Total - 02 Loans for State/Union<br/>Territory Plan Schemes</b>   | 3,65,39,41                      | 61,49,53                        | 25,09,17                         | 4,01,79,77                       |
| 03 Loans for Central plan Schemes  |                                 |                                 |                                  |                                  |
| 800 Other Loans  | 2,98,38                         | ...                             | ...                              | 2,98,38                          |
| <b>Total - 03 Loans for Central plan<br/>Schemes</b>   | 2,98,38                         | ...                             | ...                              | 2,98,38                          |
| 04 Loans for Centrally Sponsored Plan Schemes  |                                 |                                 |                                  |                                  |
| 800 Other Loans  | 3,99,53                         | 2,55,07                         | 24,68                            | 6,29,92                          |
| <b>Total - 04 Loans for Centrally<br/>Sponsored Plan Schemes</b>   | 3,99,53                         | 2,55,07                         | 24,68                            | 6,29,92                          |
| 05 Loans for Special Schemes   |                                 |                                 |                                  |                                  |
| 101 Schemes of North Eastern<br>Council  | 47,30,64                        | 5,09,30                         | 77,47                            | 51,62,47                         |
| <b>Total - 05 Loans for Special Schemes</b>  | 47,30,64                        | 5,09,30                         | 77,47                            | 51,62,47                         |
| <b>Total 6004 Loans and Advances from<br/>the Central Government</b>   | 4,59,51,95                      | 71,14,38                        | 26,61,66                         | 5,04,04,67                       |

(\*) Includes Rs. 5,10,00,000 being the adjustment under Debt Swap Scheme.

## STATEMENT NO. 17 - Contd.

| Description of Debt   | Balance on<br>1st April<br>2004 | Additions<br>during<br>the year | Discharges<br>during<br>the year | Balance on<br>31st March<br>2005 |
|---|---------------------------------|---------------------------------|----------------------------------|----------------------------------|
| (1)   | (2)                             | (3)                             | (4)                              | (5)                              |
|   | (In thousands of rupees)        |                                 |                                  |                                  |
| <b>E. Public Debt -Concltd.</b>   |                                 |                                 |                                  |                                  |
| Total - E. Public Debt  | 9,74,37,52                      | 3,10,86,55                      | 1,53,50,47                       | 11,31,73,60                      |
| <b>I. Small Savings, Provident Funds, Etc.</b>  |                                 |                                 |                                  |                                  |
| <b>(A) National Small Savings Fund</b>  |                                 |                                 |                                  |                                  |
| <b>8007 Investment of National Small Savings Fund</b>   |                                 |                                 |                                  |                                  |
| 102 Investment in special Central Govt. Securities issued against net collection of small savings from 1.4.99 | 88,04,13                        | 41,21,00                        | ...                              | 1,29,25,13                       |
| <b>Total 8007 Investment of National Small Savings Fund</b>   | 88,04,13                        | 41,21,00                        | ...                              | 1,29,25,13                       |
| Total - (A) National Small Savings Fund   | 88,04,13                        | 41,21,00                        | ...                              | 1,29,25,13                       |
| <b>(B) State Provident Funds</b>  |                                 |                                 |                                  |                                  |
| <b>8009 State Provident Funds</b>   |                                 |                                 |                                  |                                  |
| 01 Civil  |                                 |                                 |                                  |                                  |
| 101 General Provident Funds   | 3,13,67,17                      | 87,62,89                        | 50,01,41                         | 3,51,28,65                       |
| 102 Contributory Provident Fund   | 3,29,18                         | ...                             | ...                              | 3,29,18                          |
| 104 All India Services Provident Fund   | ...                             | 1,20                            | 9,10                             | (-) 7,90(*)                      |
| <b>Total - 01 Civil</b>   | 3,16,96,35                      | 87,64,09                        | 50,10,51                         | 3,54,49,93                       |
| <b>Total 8009 State Provident Funds</b>   | 3,16,96,35                      | 87,64,09                        | 50,10,51                         | 3,54,49,93                       |
| Total - State Provident Funds   | 3,16,96,35                      | 87,64,09                        | 50,10,51                         | 3,54,49,93                       |
| <b>(C) Other Accounts</b>   |                                 |                                 |                                  |                                  |
| <b>8011 Insurance and Pension Funds</b>   |                                 |                                 |                                  |                                  |
| 103 Central Government Employees' Group Insurance Scheme  | ...                             | 44                              | 32                               | 12                               |

(\*) Adverse balance is under investigation.

## STATEMENT NO. 17 – Concl'd.

| Description of Debt                                       | Balance on<br>1st April<br>2004 | Additions<br>during<br>the year | Discharges<br>during<br>the year | Balance on<br>31st March<br>2005 |
|---|---------------------------------|---------------------------------|----------------------------------|----------------------------------|
| (1)   | (2)                             | (3)                             | (4)                              | (5)                              |
|   | (In thousands of rupees)        |                                 |                                  |                                  |
| <b>I. Small Savings, Provident Funds, Etc. – Concl'd.</b> |                                 |                                 |                                  |                                  |
| <b>8011 Insurance and Pension Funds –Concl'd.</b>         |                                 |                                 |                                  |                                  |
| 106 Other Insurance and pension<br>Funds                  | 8                               | 1                               | ...                              | 9                                |
| 107 State Government Employees'<br>Group Insurance Scheme | 38,52,11                        | 5,21,01                         | 2,04,18                          | 41,68,94                         |
| <b>Total 8011 Insurance and Pension<br/>Funds</b>         | 38,52,19                        | 5,21,46                         | 2,04,50                          | 41,69,15                         |
| Total - (C) Other Accounts                                | 38,52,19                        | 5,21,46                         | 2,04,50                          | 41,69,15                         |
| Total - I. Small Savings,<br>Provident Funds etc.         | 4,43,52,67                      | 1,34,06,55                      | 52,15,01                         | 5,25,44,21                       |
| <b>Grand Total</b>  | 14,17,90,19                     | 4,44,93,10                      | 2,05,65,48                       | 16,57,17,81                      |



## ANNEXURE TO STATEMENT NO. 17

| Description of Debt  | When raised | Balance on<br>1st April<br>2004 | Additions<br>during<br>the year | Discharges<br>during<br>the year | Balance on<br>31st March<br>2005 |
|--|-------------|---------------------------------|---------------------------------|----------------------------------|----------------------------------|
| (1)  |             | (2)                             | (In thousands of rupees)        |                                  | (5)                              |
|  |             |                                 | (3)                             | (4)                              |                                  |
| <b>E. Public Debt</b>  |             |                                 |                                 |                                  |                                  |
| <b>6003 Internal debt of the State Government</b>                                  |             |                                 |                                 |                                  |                                  |
| <b>(a) Market loans bearing Interest</b>   |             |                                 |                                 |                                  |                                  |
| 101 Market Loans   |             |                                 |                                 |                                  |                                  |
| Market Loans Bearing Interest 11.5% Arunachal Pradesh State Development Loan 2008  | 1988-1989   | 3,33,00                         | ...                             | ...                              | 3,33,00                          |
| Market Loans Bearing Interest 11.5% Arunachal Pradesh State Development Loan 2009  | 1990-1991   | 3,60,00                         | ...                             | ...                              | 3,60,00                          |
| Market Loans Bearing Interest 11.5% Arunachal Pradesh State Development Loan 2010  | 1990-1991   | 4,30,00                         | ...                             | ...                              | 4,30,00                          |
| Market Loans Bearing Interest 11.5% Arunachal Pradesh State Development Loan 2011  | 1991-1992   | 1,77,00                         | ...                             | ...                              | 1,77,00                          |
| Market Loans Bearing Interest 12% Arunachal Pradesh State Development Loan 2011    | 1991-1992   | 2,96,00                         | ...                             | ...                              | 2,96,00                          |
| Market Loans Bearing Interest 13% Arunachal Pradesh State Development Loan 2007    | 1992-1993   | 4,68,00                         | ...                             | ...                              | 4,68,00                          |
| Market Loans Bearing Interest 12.5% Arunachal Pradesh State Development Loan 2004  | 1994-1995   | 4,68,00                         | ...                             | 4,68,00                          | ...                              |
| Market Loans Bearing Interest 14% Arunachal Pradesh State Development Loan 2005    | 1995-1996   | 4,68,00                         | ...                             | ...                              | 4,68,00                          |
| Market Loans Bearing Interest 13.85% Arunachal Pradesh State Development Loan 2006 | 1996-1997   | 4,68,00                         | ...                             | ...                              | 4,68,00                          |

## ANNEXURE TO STATEMENT NO. 17 - Contd.

| Description of Debt<br><br>(1)  | When raised | Balance on<br>1st April<br>2004<br><br>(2) | Additions<br>during<br>the year<br><br>(3) | Discharges<br>during<br>the year<br><br>(4) | Balance on<br>31st March<br>2005<br><br>(5) |
|---|-------------|--|--|---|---|
|   |             |  |  |   |   |
| <b>E. Public Debt-Contd.</b>  |             |  |  |   |   |
| <b>6003 Internal debt of the State Government -Contd.</b>                                   |             |  |  |   |   |
| <b>(a) Market loans bearing Interest-Contd.</b>   |             |  |  |   |   |
| 101 Market Loans-Contd.   |             |  |  |   |   |
| Market Loans Bearing<br>Interest 13.75% Arunachal<br>Pradesh State Development<br>Loan 2007 | 1996-1997   | 47,00                                      | ...  | ...   | 47,00                                       |
| Market Loans Bearing<br>Interest 13.05% Arunachal<br>Pradesh State Development<br>Loan 2007 | 1997-1998   | 5,65,00                                    | ...  | ...   | 5,65,00                                     |
| Market Loans Bearing<br>Interest 12.15% Arunachal<br>Pradesh State Development<br>Loan 2008 | 1998-1999   | 4,00,00                                    | ...  | ...   | 4,00,00                                     |
| Market Loans Bearing<br>Interest 12.50% Arunachal<br>Pradesh State Development<br>Loan 2008 | 1998-1999   | 2,22,00                                    | ...  | ...   | 2,22,00                                     |
| Market Loans Bearing<br>Interest 12.25% Arunachal<br>Pradesh State Development<br>Loan 2009 | 1999-2000   | 4,00,00                                    | ...  | ...   | 4,00,00                                     |
| Market Loans Bearing<br>Interest 11.30% Arunachal<br>Pradesh State Development<br>Loan 2010 | 1999-2000   | 2,22,05                                    | ...  | ...   | 2,22,05                                     |
| Market Loans Bearing<br>Interest 10.52% Arunachal<br>Pradesh State Development<br>Loan 2010 | 2000-2001   | 4,01,00                                    | ...  | ...   | 4,01,00                                     |
| Market Loans Bearing<br>Interest 10.35% Arunachal<br>Pradesh State Development<br>Loan 2011 | 2001-2002   | 5,88,00                                    | ...  | ...   | 5,88,00                                     |
| Market Loans Bearing<br>Interest 12% Arunachal<br>Pradesh State Development<br>Loan 2010    | 2000-2001   | 2,21,02                                    | ...  | ...   | 2,21,02                                     |
| Market Loans Bearing<br>Interest 12% Arunachal<br>Pradesh State Development<br>Loan 2010    | 2000-2001   | 10,00,00                                   | ...  | ...   | 10,00,00                                    |

## ANNEXURE TO STATEMENT NO. 17 - Contd.

| Description of Debt  | When raised | Balance on<br>1st April<br>2004 | Additions<br>during<br>the year | Discharges<br>during<br>the year | Balance on<br>31st March<br>2005 |
|--|-------------|---------------------------------|---------------------------------|----------------------------------|----------------------------------|
| (1)  |             | (2)                             | (3)                             | (4)                              | (5)                              |
|  |             |                                 | (In thousands of rupees)        |                                  |                                  |
| <b>E. Public Debt-Contd.</b>   |             |                                 |                                 |                                  |                                  |
| <b>6003 Internal debt of the State Government-Contd.</b>                                   |             |                                 |                                 |                                  |                                  |
| <b>(a) Market loans bearing Interest -Contd.</b>   |             |                                 |                                 |                                  |                                  |
| <b>101 Market Loans -Contd.</b>  |             |                                 |                                 |                                  |                                  |
| Market Loans Bearing<br>Interest 9.45% Arunachal<br>Pradesh State Development<br>Loan 2011 | 2001-2002   | 5,17,00                         | ...                             | ...                              | 5,17,00                          |
| Market Loan Bearing<br>Interest 8% Arunachal<br>Pradesh State Development<br>Loan 2012     | 2001-2002   | 7,93,00                         | ...                             | ...                              | 7,93,00                          |
| Market Loan Bearing<br>Interest 8.30% Arunachal<br>Pradesh State Development<br>Loan 2012  | 2001-2002   | 3,05,00                         | ...                             | ...                              | 3,05,00                          |
| Market Loan Bearing<br>Interest 8.60% Arunachal<br>Pradesh State Development<br>Loan 2011  | 2001-2002   | 5,17,00                         | ...                             | ...                              | 5,17,00                          |
| Market Loan Bearing<br>Interest 7.80% Arunachal<br>Pradesh State Development<br>Loan 2012  | 2002-2003   | 13,10,05                        | ...                             | ...                              | 13,10,05                         |
| Market Loan Bearing<br>Interest 6.95% Arunachal<br>Pradesh State Development<br>Loan 2013  | 2002-2003   | 14,00,00                        | ...                             | ...                              | 14,00,00                         |
| Market Loan Bearing<br>Interest 6.75% Arunachal<br>Pradesh State Development<br>Loan 2013  | 2002-2003   | 3,99,90                         | ...                             | ...                              | 3,99,90                          |
| Market Loan Bearing<br>Interest 6.80 % Arunachal<br>Pradesh State Development<br>Loan 2012 | 2002-2003   | 3,12,06                         | ...                             | ...                              | 3,12,06                          |
| Market Loans Bearing<br>Interest 6.40% Arunachal<br>Pradesh State Development<br>Loan 2013 | 2003-2004   | 9,02,00                         | ...                             | ...                              | 9,02,00                          |

## ANNEXURE TO STATEMENT NO. 17 - Contd.

| Description of Debt<br><br>(1)   | When raised | Balance on<br>1st April<br>2004<br><br>(2) | (In thousands of rupees)                   |   | Balance on<br>31st March<br>2005<br><br>(5) |
|--|-------------|--|--|---|---|
|  |             |  | Additions<br>during<br>the year<br><br>(3) | Discharges<br>during<br>the year<br><br>(4) |   |
| <b>E. Public Debt -Contd.</b>  |             |  |  |   |   |
| <b>6003 Internal debt of the State Government -Contd.</b>                                  |             |  |  |   |   |
| <b>(a) Market loans bearing Interest -Contd.</b>   |             |  |  |   |   |
| 101 Market Loans -Contd.   |             |  |  |   |   |
| Market Loans Bearing<br>Interest 6.35% Arunachal<br>Pradesh State Development<br>Loan 2013 | 2003-2004   | 8,75,06                                    | ...  | ...   | 8,75,06                                     |
| Market Loans Bearing<br>Interest 6.20% Arunachal<br>Pradesh State Development<br>Loan 2013 | 2003-2004   | 10,00,12                                   | ...  | ...   | 10,00,12                                    |
| Market Loans Bearing<br>Interest 6.20% Arunachal<br>Pradesh State Development<br>Loan 2015 | 2003-2004   | 10,00,06                                   | ...  | ...   | 10,00,06                                    |
| Market Loans Bearing<br>Interest 5.85% Arunachal<br>Pradesh State Development<br>Loan 2015 | 2003-2004   | 34,87,90                                   | ...  | ...   | 34,87,90                                    |
| Market Loans Bearing<br>Interest 5.90% Arunachal<br>Pradesh State Development<br>Loan 2017 | 2003-2004   | 58,00,00                                   | ...  | ...   | 58,00,00                                    |
| 8.50% Arunachal Pradesh<br>Govt. Power Bonds Oct<br>2006                                   | 2003-2004   | 1,20,36                                    | ...  | ...   | 1,20,36                                     |
| 8.50% Arunachal Pradesh<br>Govt. Power Bonds April<br>2007                                 | 2003-2004   | 1,20,36                                    | ...  | ...   | 1,20,36                                     |
| 8.50% Arunachal Pradesh<br>Govt. Power Bonds Oct<br>2007                                   | 2003-2004   | 1,20,36                                    | ...  | ...   | 1,20,36                                     |
| 8.50% Arunachal Pradesh<br>Govt. Power Bonds April<br>2008                                 | 2003-2004   | 1,20,36                                    | ...  | ...   | 1,20,36                                     |
| 8.50% Arunachal Pradesh<br>Govt. Power Bonds Oct<br>2008                                   | 2003-2004   | 1,20,36                                    | ...  | ...   | 1,20,36                                     |

## ANNEXURE TO STATEMENT NO. 17 - Contd.

| Description of Debt  | When raised | Balance on<br>1st April<br>2004 | Additions<br>during<br>the year | Discharges<br>during<br>the year | Balance on<br>31st March<br>2005 |
|--|-------------|---------------------------------|---------------------------------|----------------------------------|----------------------------------|
| (1)  |             | (2)                             | (3)                             | (4)                              | (5)                              |
|  |             |                                 | (In thousands of rupees)        |                                  |                                  |
| <b>E. Public Debt -Contd.</b>                              |             |                                 |                                 |                                  |                                  |
| <b>6003 Internal debt of the State Government -Contd.</b>  |             |                                 |                                 |                                  |                                  |
| <b>(a) Market loans bearing Interest -Contd.</b>           |             |                                 |                                 |                                  |                                  |
| 101 Market Loans -Contd.                                   |             |                                 |                                 |                                  |                                  |
| 8.50% Arunachal Pradesh<br>Govt. Power Bonds April<br>2009 | 2003-2004   | 1,20,36                         | ...                             | ...                              | 1,20,36                          |
| 8.50% Arunachal Pradesh<br>Govt. Power Bonds Oct<br>2009   | 2003-2004   | 1,20,36                         | ...                             | ...                              | 1,20,36                          |
| 8.50% Arunachal Pradesh<br>Govt. Power Bonds April<br>2010 | 2003-2004   | 1,20,36                         | ...                             | ...                              | 1,20,36                          |
| 8.50% Arunachal Pradesh<br>Govt. Power Bonds Oct<br>2010   | 2003-2004   | 1,20,36                         | ...                             | ...                              | 1,20,36                          |
| 8.50% Arunachal Pradesh<br>Govt. Power Bonds April<br>2011 | 2003-2004   | 1,20,36                         | ...                             | ...                              | 1,20,36                          |
| 8.50% Arunachal Pradesh<br>Govt. Power Bonds Oct<br>2011   | 2003-2004   | 1,20,36                         | ...                             | ...                              | 1,20,36                          |
| 8.50% Arunachal Pradesh<br>Govt. Power Bonds April<br>2012 | 2003-2004   | 1,20,36                         | ...                             | ...                              | 1,20,36                          |
| 8.50% Arunachal Pradesh<br>Govt. Power Bonds Oct<br>2012   | 2003-2004   | 1,20,36                         | ...                             | ...                              | 1,20,36                          |
| 8.50% Arunachal Pradesh<br>Govt. Power Bonds April<br>2013 | 2003-2004   | 1,20,36                         | ...                             | ...                              | 1,20,36                          |
| 8.50% Arunachal Pradesh<br>Govt. Power Bonds Oct<br>2013   | 2003-2004   | 1,20,36                         | ...                             | ...                              | 1,20,36                          |
| 8.50% Arunachal Pradesh<br>Govt. Power Bonds April<br>2014 | 2003-2004   | 1,20,36                         | ...                             | ...                              | 1,20,36                          |

## ANNEXURE TO STATEMENT NO. 17 - Contd.

| Description of Debt   | When raised | Balance on 1st April 2004 | Additions during the year | Discharges during the year | Balance on 31st March 2005 |
|---|-------------|---------------------------|---------------------------|----------------------------|----------------------------|
| (1)   |             | (2)                       | (3)                       | (4)                        | (5)                        |
|   |             |                           | (In thousands of rupees)  |                            |                            |
| <b>E. Public Debt -Contd.</b>   |             |                           |                           |                            |                            |
| <b>6003 Internal debt of the State Government -Contd.</b>                         |             |                           |                           |                            |                            |
| <b>(a) Market loans bearing Interest -Contd.</b>                                  |             |                           |                           |                            |                            |
| 101 Market Loans -Concl'd.  |             |                           |                           |                            |                            |
| 8.50% Arunachal Pradesh Govt. Power Bonds Oct 2014                                | 2003-2004   | 1,20,36                   | ...                       | ...                        | 1,20,36                    |
| 8.50% Arunachal Pradesh Govt. Power Bonds April 2015                              | 2003-2004   | 1,20,36                   | ...                       | ...                        | 1,20,36                    |
| 8.50% Arunachal Pradesh Govt. Power Bonds Oct 2015                                | 2003-2004   | 1,20,36                   | ...                       | ...                        | 1,20,36                    |
| 8.50% Arunachal Pradesh Govt. Power Bonds April 2016                              | 2003-2004   | 1,20,36                   | ...                       | ...                        | 1,20,36                    |
| Market Loans Bearing Interest 5.60% Arunachal Pradesh State Development Loan 2014 | 2004-2005   | ...                       | 8,50,00                   | ...                        | 8,50,00                    |
| Market Loans Bearing Interest 7.32% Arunachal Pradesh State Development Loan 2014 | 2004-2005   | ...                       | 5,13,20                   | ...                        | 5,13,20                    |
| Market Loans Bearing Interest 7.36% Arunachal Pradesh State Development Loan 2014 | 2004-2005   | ...                       | 8,52,00                   | ...                        | 8,52,00                    |
| Total 101   |             | 2,85,60,42                | 22,15,20                  | 4,68,00                    | 3,03,07,62                 |
| 103 Loans from Life Insurance Corporation of India                                |             | 1,08,90                   | ...                       | 12,44                      | 96,46                      |
| 104 Loans from General Insurance Corporation of India                             |             | 18,00                     | ...                       | 2,00                       | 16,00                      |
| 105 Loans from the National Bank for Agricultural and Rural Development           |             | 1,15,62,83                | 12,76,46                  | 15,55,75                   | 1,12,83,54                 |

## ANNEXURE TO STATEMENT NO. 17 - Contd

| Description of Debt<br>(1)                                   | When raised | Balance on 1st April 2004<br>(2) | Additions during the year<br>(3)<br>(In thousands of rupees) | Discharges during the year<br>(4) | Balance on 31st March 2005<br>(5) |
|--|-------------|----------------------------------|--|-----------------------------------|-----------------------------------|
| <b>E. Public Debt -Contd.</b>                                |             |                                  |  |                                   |                                   |
| <b>6003 Internal debt of the State Government- Concl'd.</b>  |             |                                  |  |                                   |                                   |
| <b>(a) Market loans bearing Interest- Concl'd.</b>           |             |                                  |  |                                   |                                   |
| 108 Loans from National Co-operative Development Corporation |             | 15,61                            | 3,15,23  | 1,28,13                           | 2,02,71                           |
| 109 Loans from other Institutions                            |             | 1,04,56,03                       | ...  | ...                               | 1,04,56,03                        |
| 110 Ways and Means Advances from the Reserve Bank of India   |             | ...                              | 1,91,87,23   | 95,56,15                          | 96,31,08                          |
| 800 Other Loans  |             | 7,63,78                          | 9,78,05  | 9,66,34                           | 7,75,49                           |
| <b>Total 6003 Internal debt of the State Government</b>      |             | <b>5,14,85,57</b>                | <b>2,39,72,17</b>  | <b>1,26,88,81</b>                 | <b>6,27,68,93</b>                 |
| <b>6004 Loans and Advances from the Central Government</b>   |             |                                  |  |                                   |                                   |
| 01 Non-Plan Loans  |             |                                  |  |                                   |                                   |
| 101 Loans to cover gap in resources                          |             | 14,97,02                         | ...  | 36,59                             | 14,60,43                          |
| 102 Share of Small Savings Collections                       |             | 15,35,10                         | ...  | 13,15                             | 15,21,95                          |
| 201 House Building Advances                                  |             | 3,40                             | ...  | 60                                | 2,80                              |
| 800 Other Loans  |             |                                  |  |                                   |                                   |
| Modernisation of Police Force                                |             | 5,21,72                          | 2,00,48  | ...                               | 7,22,20                           |
| Short-terms loan for Agricultural inputs.                    |             | 5,00                             | ...  | ...                               | 5,00                              |
| Raising of 2 Additional India Reserve Bn.                    |             | 3,83,66                          | ...  | ...                               | 3,83,66                           |
| Relief on Account of Natural Calamities                      |             | 38,09                            | ...  | ...                               | 38,09                             |

## ANNEXURE TO STATEMENT NO. 17 - Contd

| Description of Debt   | When raised | Balance on 1st April 2004 | Additions during the year | Discharges during the year | Balance on 31st March 2005 |
|---|-------------|---------------------------|---------------------------|----------------------------|----------------------------|
| (1)   |             | (2)                       | (3)                       | (4)                        | (5)                        |
|   |             |                           | (In thousands of rupees)  |                            |                            |
| <b>E. Public Debt--Contd.</b>   |             |                           |                           |                            |                            |
| <b>6004 Loans and Advances from the Central Government -Contd.</b>                                  |             |                           |                           |                            |                            |
| 01 Non -Plan Loans- Concltd.  |             |                           |                           |                            |                            |
| <b>Total - 01 Non-Plan Loans</b>  |             | 39,83,99                  | 2,00,48                   | 50,34                      | 41,34,13                   |
| 02 Loans for State/Union Territory Plan Schemes   |             |                           |                           |                            |                            |
| 101 Block Loans   |             | 3,63,62,92                | 61,49,53                  | 23,32,68(*)                | 4,01,79,77                 |
| 104 1984-89 State Plan Loans Consolidated in terms of recommendations of the 9th Finance Commission |             | 1,76,49                   | ...                       | 1,76,49                    | ...                        |
| <b>Total - 02 Loans for State/Union Territory Plan Schemes</b>                                      |             | 3,65,39,41                | 61,49,53                  | 25,09,17                   | 4,01,79,77                 |
| 03 Loans for Central plan Schemes   |             |                           |                           |                            |                            |
| 800 Other Loans   |             |                           |                           |                            |                            |
| Other Loans   |             | 24,85                     | ...                       | ...                        | 24,85                      |
| Strengthening of State Land Use Board   |             | 6,37                      | ...                       | ...                        | 6,37                       |
| New District in Arunachal Pradesh   |             | 4,45                      | ...                       | ...                        | 4,45                       |
| Soil and Water Conservation   |             | 9,71                      | ...                       | ...                        | 9,71                       |
| Non-Lapsable Pool Fund  |             | 2,53,00                   | ...                       | ...                        | 2,53,00                    |
| <b>Total - 03 Loans for Central plan Schemes</b>  |             | 2,98,38                   | ...                       | ...                        | 2,98,38                    |
| 04 Loans for Centrally Sponsored Plan Schemes   |             |                           |                           |                            |                            |
| District Industries Centre  |             | 98                        | ...                       | ...                        | 98                         |

(\*) Includes Rs. 5,10,00,000 being the adjustment under Debt Swap Scheme



## ANNEXURE TO STATEMENT NO. 17 - Contd

| Description of Debt  | When raised | Balance on 1st April 2004 | Additions during the year | Discharges during the year | Balance on 31st March 2005 |
|--|-------------|---------------------------|---------------------------|----------------------------|----------------------------|
| (1)  |             | (2)                       | (3)                       | (4)                        | (5)                        |
|  |             |                           | (In thousands of rupees)  |                            |                            |
| <b>E. Public Debt -Contd.</b>  |             |                           |                           |                            |                            |
| <b>6004 Loans and Advances from the Central Government -Contd.</b>                     |             |                           |                           |                            |                            |
| 04 Loans for Centrally Sponsored Plan Schemes—Contd.                                   |             |                           |                           |                            |                            |
| Project Package Scheme   |             | 33,33                     | 2,92                      | ...                        | 36,30                      |
| Public distribution system   |             | 11,90                     | ...                       | ...                        | 11,90                      |
| Other Loans  |             | 43,16                     | ...                       | ...                        | 43,16                      |
| Housing and urban Development  |             | 14,15                     | ...                       | ...                        | 14,15                      |
| Village and Small Industries   |             | 10,11                     | ...                       | ...                        | 10,11                      |
| Loans for Urban Consumer Co-operatives   |             | 18,18                     | ...                       | ...                        | 18,18                      |
| Margin Money for Sick Industrial Units   |             | 2,43                      | ...                       | ...                        | 2,43                       |
| Warehousing and Marketing Co-operatives  |             | 14,63                     | ...                       | ...                        | 14,63                      |
| Integrated Soil and Water Conservation Schemes   |             | 14,53                     | ...                       | ...                        | 14,53                      |
| National Wasteland Development Project for Rainfed Area                                |             | 32,18                     | ...                       | ...                        | 32,18                      |
| National Watershed Development Project   |             | 3,00                      | ...                       | ...                        | 3,00                       |
| Strengthening of State land use Board  |             | 3,88                      | ...                       | ...                        | 3,88                       |
| 800 Other Loans  |             |                           |                           |                            |                            |
| Repayment of Loan  |             | (-)68,87(a)               | ...                       | 24,68                      | (-)93,55(a)                |
| Supplementation/Complementation of States efforts through Work Plan (Macro Management) |             | 1,91,73                   | ...                       | ...                        | 1,91,73                    |
| Macro Management of Agriculture  |             | 74,21                     | 2,52,15                   | ...                        | 3,26,36                    |

(a) Minus figure is due to variation in Budget document with that of the prescribed list of Major and Minor Head of Accounts.

## ANNEXURE TO STATEMENT NO. 17 - Concl'd.

| Description of Debt  | When raised | Balance on 1st April 2004 | Additions during the year | Discharges during the year | Balance on 31st March 2005 |
|--|-------------|---------------------------|---------------------------|----------------------------|----------------------------|
| (1)  |             | (2)                       | (3)                       | (4)                        | (5)                        |
|  |             |                           | (In thousands of rupees)  |                            |                            |
| <b>E. Public Debt-Concl'd.</b>                                       |             |                           |                           |                            |                            |
| <b>6004 Loans and Advances from the Central Government –Concl'd.</b> |             |                           |                           |                            |                            |
| <b>04 Loans for Centrally Sponsored Plan Schemes-Concl'd.</b>        |             |                           |                           |                            |                            |
| <b>Total - 04 Loans for Centrally Sponsored Plan Schemes</b>         |             | 3,99,53                   | 2,55,07                   | 24,68                      | 6,29,92                    |
| <b>05 Loans for Special Schemes</b>                                  |             |                           |                           |                            |                            |
| 101 Schemes of North Eastern Council                                 |             | 47,30,64                  | 5,09,30                   | 77,47                      | 51,62,47                   |
| <b>Total - 05 Loans for Special Schemes</b>                          |             | 47,30,64                  | 5,09,30                   | 77,47                      | 51,62,47                   |
| <b>Total 6004 Loans and Advances from the Central Government</b>     |             | 4,59,51,95                | 71,14,38                  | 26,61,66                   | 5,04,04,67                 |
| Total - E. Public Debt   |             | 9,74,37,52                | 3,10,86,55                | 1,53,50,47                 | 11,31,73,60                |
| <b>Grand Total</b>   |             | 9,74,37,52                | 3,10,86,55                | 1,53,50,47                 | 11,31,73,60                |

**STATEMENT NO - 18**  
**DETAILED STATEMENT OF LOANS AND ADVANCES BY GOVERNMENT**

| Head of Account  | Balance on<br>1st April<br>2004 | Amount<br>advanced<br>during the<br>year | Total                    | Amount<br>repaid<br>during the<br>year | Balance<br>on 31st<br>March<br>2005 | Interest<br>Received<br>and credited<br>to Revenue |
|--|---------------------------------|--|--------------------------|--|-------------------------------------|--|
|  |                                 |  | (In thousands of rupees) |  |                                     |  |
| <b>F. Loans And Advances</b>                             |                                 |  |                          |  |                                     |  |
| <b>1. Loan for Social Services</b>                       |                                 |  |                          |  |                                     |  |
| 6202 Loans for Education, Sports, Art and Culture        |                                 |  |                          |  |                                     |  |
| 01 General Education                                     |                                 |  |                          |  |                                     |  |
| 203 University and Higher Education                      | 1,17                            | ...                                      | 1,17                     | ...                                    | 1,17                                | ...  |
| Total - 01   | 1,17                            | ...                                      | 1,17                     | ...                                    | 1,17                                | ...  |
| Total- 6202 Loans for Education, Sports, Art and Culture | 1,17                            | ...                                      | 1,17                     | ...                                    | 1,17                                | ...  |
| 6217 Loans for Urban Development                         |                                 |  |                          |  |                                     |  |
| 03 Integrated Development of Small and Medium Towns      |                                 |  |                          |  |                                     |  |
| 800 Other Loans  | 15,00                           | ...                                      | 15,00                    | ...                                    | 15,00                               | ...  |
| Total - 03   | 15,00                           | ...                                      | 15,00                    | ...                                    | 15,00                               | ...  |
| Total- 6217 Loans for Urban Development                  | 15,00                           | ...                                      | 15,00                    | ...                                    | 15,00                               | ...  |
| <b>Total 1. Loan for Social Services</b>                 | 16,17                           | ...                                      | 16,17                    | ...                                    | 16,17                               | ...  |
| <b>2. Loan for Economic Services</b>                     |                                 |  |                          |  |                                     |  |
| 6401 Loans for Crop Husbandry                            |                                 |  |                          |  |                                     |  |
| 800 Other loans  | 9,91                            | ...                                      | 9,91                     | ...                                    | 9,91                                | ...  |
| Total- 6401 Loans for Crop Husbandry                     | 9,91                            | ...                                      | 9,91                     | ...                                    | 9,91                                | ...  |
| 6402 Loans for Soil and Water Conservation               |                                 |  |                          |  |                                     |  |
| 800 Other Loans  | 1,12                            | ...                                      | 1,12                     | ...                                    | 1,12                                | ...  |
| Total- 6402 Loans for Soil and Water Conservation        | 1,12                            | ...                                      | 1,12                     | ...                                    | 1,12                                | ...  |

## STATEMENT NO. 18 – Contd.

| Head of Account   | Balance on<br>1st April<br>2004 | Amount<br>advanced<br>during the<br>year | Total          | Amount<br>repaid<br>during the<br>year | Balance<br>on 31st<br>March<br>2005 | Interest<br>Received<br>and credited<br>to Revenue |
|---|---------------------------------|--|----------------|--|-------------------------------------|--|
| (In thousands of rupees)                                  |                                 |  |                |  |                                     |  |
| <b>F. Loans And Advances-Contd.</b>                       |                                 |  |                |  |                                     |  |
| <b>2. Loan for Economic Services –Contd.</b>              |                                 |  |                |  |                                     |  |
| 6425 Loans for Co-operation                               |                                 |  |                |  |                                     | ...  |
| 106 Loans to Multipurpose Rural Co-operatives             | 8,58                            | ...                                      | 8,58           | 5                                      | 8,53                                | ...  |
| 107 Loans to Credit Co-operatives                         | 26,01                           | 3,20                                     | 29,21          | ...                                    | 29,21                               | ...  |
| 108 Loans to Other Co-operatives                          | 3,88,08                         | 2,66,83                                  | 6,54,91        | 29,19                                  | 6,25,72                             | ...  |
| 109 Loans to Consumer Co-operatives                       | 79,23                           | ...                                      | 79,23          | ...                                    | 79,23                               | ...  |
| 110 Loans to Handloom and Handicraft                      | 5,47                            | ...                                      | 5,47           | ...                                    | 5,47                                | ...  |
| 111 Loans to Dairy/Poultry/Fishery Co-operatives          | 3,70                            | ...                                      | 3,70           | ...                                    | 3,70                                | ...  |
| 112 Loans to Transport Co-operatives                      | 12,17                           | ...                                      | 12,17          | ...                                    | 12,17                               | ...  |
| <b>Total- 6425 Loans for Co-operation</b>                 | <b>5,23,24</b>                  | <b>2,70,03</b>                           | <b>7,93,27</b> | <b>29,24</b>                           | <b>7,64,03</b>                      | <b>...</b>   |
| 6851 Loans for Village and Small Industries               |                                 |  |                |  |                                     | ...  |
| 102 Small Scale Industries                                | 1,96,82                         | ...                                      | 1,96,82        | 2,56                                   | 1,94,26                             | ...  |
| <b>Total- 6851 Loans for Village and Small Industries</b> | <b>1,96,82</b>                  | <b>...</b>                               | <b>1,96,82</b> | <b>2,56</b>                            | <b>1,94,26</b>                      | <b>...</b>   |

## STATEMENT NO. 18 –Contd.

| Head of Account | Balance on<br>1st April<br>2004 | Amount<br>advanced<br>during the<br>year | Total | Amount<br>repaid<br>during the<br>year | Balance<br>on 31st<br>March<br>2005 | Interest<br>Received<br>and credited<br>to Revenue |
|-----------------|---------------------------------|--|-------|--|-------------------------------------|--|
|-----------------|---------------------------------|--|-------|--|-------------------------------------|--|

(In thousands of rupees)

**F. Loans And Advances-Contd.****2. Loan for Economic Services-Concltd.**

## 6853 Loans for Non-ferrous Mining and Metallurgical Industries.

## 01 Mineral Exploration and Development

|   |     |       |       |     |       |     |
|---|-----|-------|-------|-----|-------|-----|
| 190 Loans to Public Sector<br>and Other<br>Undertakings | ... | 15,00 | 15,00 | ... | 15,00 | ... |
|---|-----|-------|-------|-----|-------|-----|

|            |     |       |       |     |       |     |
|------------|-----|-------|-------|-----|-------|-----|
| Total - 01 | ... | 15,00 | 15,00 | ... | 15,00 | ... |
|------------|-----|-------|-------|-----|-------|-----|

|   |     |       |       |     |       |     |
|---|-----|-------|-------|-----|-------|-----|
| Total- 6853 Loans for Non-ferrous Mining and Metallurgical Industries | ... | 15,00 | 15,00 | ... | 15,00 | ... |
|---|-----|-------|-------|-----|-------|-----|

## 6885 Other Loans to Industries and Minerals

## 01 Loans to Industrial Financial Institutions

|   |         |     |         |     |         |     |
|---|---------|-----|---------|-----|---------|-----|
| 190 Loans to Public sector<br>and other<br>undertakings | 6,09,92 | ... | 6,09,92 | ... | 6,09,92 | ... |
|---|---------|-----|---------|-----|---------|-----|

|            |         |     |         |     |         |     |
|------------|---------|-----|---------|-----|---------|-----|
| Total - 01 | 6,09,92 | ... | 6,09,92 | ... | 6,09,92 | ... |
|------------|---------|-----|---------|-----|---------|-----|

|  |         |     |         |     |         |     |
|--|---------|-----|---------|-----|---------|-----|
| Total- 6885 Other Loans to Industries and Minerals | 6,09,92 | ... | 6,09,92 | ... | 6,09,92 | ... |
|--|---------|-----|---------|-----|---------|-----|

|  |          |         |          |       |          |     |
|--|----------|---------|----------|-------|----------|-----|
| <b>Total 2. Loan for Economic Services</b> | 13,41,01 | 2,85,03 | 16,26,04 | 31,80 | 15,94,24 | ... |
|--|----------|---------|----------|-------|----------|-----|

**3. Loan to Government Servants**

## 7610 Loans to Government Servants

|   |         |         |         |         |         |       |
|---|---------|---------|---------|---------|---------|-------|
| 201 House Building<br>Advances                    | 3,95,79 | 1,43,92 | 5,39,71 | 38,61   | 5,01,10 | 11,46 |
| 202 Advances for purchase<br>of Motor Conveyances | 2,96,33 | 1,46,17 | 4,42,50 | 1,86,48 | 2,56,02 | 19,57 |
| 203 Advances for purchase<br>of other conveyances | 17,71   | 44      | 18,15   | 41      | 17,74   | 50    |
| 204 Advances for purchase<br>of Computers         | 38,72   | 20,99   | 59,71   | 3,55    | 56,16   | 26    |

## STATEMENT NO - 18 Concl'd.

| Head of Account  | Balance on<br>1st April<br>2004 | Amount<br>advanced<br>during the<br>year | Total           | Amount<br>repaid<br>during the<br>year | Balance<br>on 31st<br>March<br>2005 | Interest<br>Received<br>and credited<br>to Revenue |
|--|---------------------------------|--|-----------------|--|-------------------------------------|--|
| (In thousands of rupees)                                     |                                 |  |                 |  |                                     |  |
| <b>F. Loans And Advances-Concl'd.</b>                        |                                 |  |                 |  |                                     |  |
| <b>3. Loan to Government Servants -Concl'd.</b>              |                                 |  |                 |  |                                     |  |
| 7610 Loans to Government Servants -Concl'd.                  |                                 |  |                 |  |                                     |  |
| 800 Other Advances   | 19,45                           | 9  | 19,54           | 39                                     | 19,15                               | 2,00   |
| <b>Total- 7610 Loans to<br/>Government<br/>Servants, etc</b> | <b>7,68,00</b>                  | <b>3,11,61</b>                           | <b>10,79,61</b> | <b>2,29,44</b>                         | <b>8,50,17</b>                      | <b>33,79</b>                                       |
| <b>Total 3. Loan to Government<br/>Servants</b>              | <b>7,68,00</b>                  | <b>3,11,61</b>                           | <b>10,79,61</b> | <b>2,29,44</b>                         | <b>8,50,17</b>                      | <b>33,79</b>                                       |
| <b>Total F. Loans And Advances</b>                           | <b>21,25,18</b>                 | <b>5,96,64</b>                           | <b>27,21,82</b> | <b>2,61,24</b>                         | <b>24,60,58</b>                     | <b>48,99(*)</b>                                    |

Details of Loans and Advances for Plan purposes are given below:-

| Head of Accounts   | Amount (Rs.)   |
|--|----------------|
| 6425 Loans for Co-operation                                    | 2,70,03        |
| 6853 Loans for Non-ferrous Mining and Metallurgical Industries | 15,00          |
| <b>Total :-</b>  | <b>2,85,03</b> |

(\*) Minor Head wise breakup of Rs. 15,20 lakhs could not be supplied by the Government.

**STATEMENT NO. 19**  
**STATEMENT SHOWING THE DETAILS OF EARMARKED BALANCES**

| (In thousands of rupees) |      | <b>Sinking Funds *</b> | (In thousands of rupees)   |                      |
|--------------------------|------|------------------------|--|----------------------|
| Balance on 1st April     | 2004 | <u>12,90,00</u>        | Amount applied in cancellation of securities<br>(Corresponding nominal value of cancelled<br>securities transferred to Miscellaneous Government<br>Account). | ---                  |
| Amount from Revenue      |      | <u>4,00,00</u>         |  |                      |
| Interest on Investment   |      | ---                    | Balance on 31st March  | 2005 <u>16,90,00</u> |
| <b>Total</b>             |      | <u>16,90,00</u>        | <b>Total</b>   | <u>16,90,00</u>      |
| <b>Details :-</b>        |      |                        |  |                      |
| Cash                     |      | ---                    |  |                      |
| Investments              |      | <u>16,90,00</u>        |  |                      |
| <b>Total</b>             |      | <u>16,90,00</u>        |  |                      |

**Sinking Funds Investment Account**

|                          |      |                 |                       |                      |
|--------------------------|------|-----------------|-----------------------|----------------------|
| Balance on 1st April     | 2004 | <u>12,90,00</u> | Sales of Securities.  | ---                  |
| Purchase of Securities @ |      | <u>4,00,00</u>  | Balance on 31st March | 2005 <u>16,90,00</u> |
| <b>Total</b>             |      | <u>16,90,00</u> | <b>Total</b>          | <u>16,90,00</u>      |

@ The difference in 'Purchase of Securities in Statement No. 19 and Annexure to Statement No. 19 is due to accrued interest on investment of securities not routed through Government Account but directly invested by the Reserve Bank of India .

(\* ) Loan wise details is given under Annexure to this Statement

**ANNEXURE TO STATEMENT NO.19**  
**I. Sinking Funds for Amortisation of Loans**

| Description of Loans          | Balance on 1st April 2004 | Amount appropriated from revenue | Interest on investments | Total    | Advance interest paid on purchase of securities | Amount applied to cancellation of securities (corresponding nominal value of cancelled securities transferred to miscellaneous Government Account) | Balance on 31st March 2005 |
|-------------------------------|---------------------------|----------------------------------|-------------------------|----------|---|--|----------------------------|
| (In thousands of rupees)      |                           |                                  |                         |          |   |  |                            |
| 1. Appropriation from Revenue | 12,90,00                  | 4,00,00                          | ...                     | 16,90,00 | ...   | ...  | 16,90,00                   |
| Total :-                      | 12,90,00                  | 4,00,00                          | ...                     | 16,90,00 | ...   | ...  | 16,90,00                   |



## ANNEXURE TO STATEMENT NO. 19 –Concl'd.

## III. Sinking Funds Investment Account

| Description   | Balance on<br>1st April<br>2004 | Purchase of<br>Securities<br>@ | Total           | Sales of<br>securities | Balance<br>on 31st<br>March<br>2005 | Face Value      | Market<br>value as<br>on 31 <sup>st</sup><br>March<br>2005 | Remark                           |
|---|---------------------------------|--------------------------------|-----------------|------------------------|-------------------------------------|-----------------|--|----------------------------------|
| (In thousands of rupees)                              |                                 |                                |                 |                        |                                     |                 |  |                                  |
| 11.15<br>Percent<br>Arunachal<br>Pradesh<br>Loan 2002 | 5,44,45                         | ...                            | 5,44,45         | ...                    | 5,44,45                             | ...             | ...  | Matured in<br>September,<br>2002 |
| 12.25<br>Percent<br>Arunachal<br>Pradesh<br>Loan 2008 | 14,12                           | ...                            | 14,12           | ...                    | 14,12                               | 13,00           | ...  |                                  |
| 11.30<br>Percent<br>Arunachal<br>Pradesh<br>Loan 2010 | 74,13                           | ...                            | 74,13           | ...                    | 74,13                               | 65,80           | ...  |                                  |
| 11.40<br>Percent<br>Arunachal<br>Pradesh<br>Loan 2008 | 2,58,06                         | ...                            | 2,58,06         | ...                    | 2,58,06                             | 2,22,00         | ...  |                                  |
| 11.50<br>Percent<br>Arunachal<br>Pradesh<br>Loan 2011 | 8,76,55                         | ...                            | 8,76,55         | ...                    | 8,76,55                             | 6,72,70         | ...  |                                  |
| 7.55 Percent<br>Arunachal<br>Pradesh<br>Loan 2010     | 55,92                           | ...                            | 55,92           | ...                    | 55,92                               | 51,60           | ...  |                                  |
| 9.39 Percent<br>Arunachal<br>Pradesh<br>Loan 2011     | 3,81,05                         | ...                            | 3,81,05         | ...                    | 3,81,05                             | 3,00,80         | ...  |                                  |
| 7.27%<br>Arunachal<br>Pradesh<br>Loan 2013            | 18,61                           | 5,65,67                        | 5,84,28         | ...                    | 5,84,28                             | 5,41,20         | ...  |                                  |
| <b>Total :-</b>                                       | <b>22,22,89</b>                 | <b>5,65,67</b>                 | <b>27,88,56</b> | <b>...</b>             | <b>27,88,56</b>                     | <b>18,67,10</b> | <b>...</b>   |                                  |

@ Please see footnote @ at page 191 of Statement No.19.

**(Reference - Explanatory Note  
PARTICULARS OF INVESTMENT AT THE END**

|                                     | Number of<br>Concerns | Investment<br>to the end<br>of 2002-2003 | Dividend/<br>Interest<br>received<br>during the<br>year | Number of<br>concerns |
|-------------------------------------|-----------------------|--|---|-----------------------|
|                                     | 1                     | 2  | 3   | 1                     |
| <b>(In lakhs of rupees)</b>         |                       |  |   |                       |
| 1. Government<br>Companies          | 5                     | 8,76.01                                  | ...   | 5                     |
| 2. Co-operative<br>Societies<br>etc | 144                   | 7,31.57                                  | ...   | 144                   |
| <b>Total</b>                        | <b>149</b>            | <b>16,07.58</b>                          | <b>0.28(a)</b>  | <b>149</b>            |

**NDIX - I**  
below Statement No. 2)

**OF THREE YEARS ENDING MARCH 2005**

| Investment to the end of 2003-2004 | Dividend/ Interest received during the year | Number of concerns | Investment to the end of 2004-2005 | Dividend/ Interest received during the year |
|------------------------------------|---|--------------------|------------------------------------|---|
| 2                                  | 3   | 1                  | 2                                  | 3   |
| <b>(In lakhs of rupees)</b>        |   |                    | <b>(In lakhs of rupees)</b>        |   |
| 8,81.01                            | ...   | 5                  | 8,91.01                            | ...   |
| 7,31.57                            | ...   | 144                | 7,32.47                            | ...   |
| 16,12.58                           | (*)(a)                                      | 149                | 16,23.48                           | ...   |

(\*)Only Rs.619.

(a) The detailed breakup of the dividend credited to Government Account has not been intimated as such could not be shown against any particular group of investment.

## APPENDIX .II

STATEMENT OF COMMITMENTS - LIST OF INCOMPLETE CAPITAL WORKS

| Name of Project   | Cost of work + Sanction order No<br>(In lakhs of rupees) | Date of commencement | Target date of Completion | Revised Cost (if any)<br>(In lakhs of rupees) | Expenditure upto 2004-2005 (In lakhs of rupees) | Remarks   |
|---|--|----------------------|---------------------------|---|---|---|
| C/o. SP Type – IV Qtr for EE IFCD Tawang                                      | 8.00<br>SIFCD/W-3/2000-01 dtd 22 /3/2001                 | 2000-01              | 3/06                      | -   | 1.31  |   |
| C/o SPT. Type –III Qtr for AE & ASW 2 Nos at Tawang                           | 10.00<br>SIFCD/W-3/2000-01 dtd 15 /3/2001                | 2000-01              | 3/06                      | -   | 2.21  |   |
| C/o SPT. Type –II Qtr for HA/UDC/LDC-2/DM/Surveyor 6 Nos at Tawang            | 21.00<br>SIFCD/W-3/2000-01 dtd 30 /3/2001                | 2000-01              | 3/07                      | -   | 10.98   |   |
| Approach road to IFCD complex I/c retaining wall/B/Wall soiling and Metalling | 14.00<br>SIFCD/W-3/2000-01 dtd 27/2/2001                 | 2000-01              | 3/06                      | -   | 7.35  |   |
| Rent for IFC Division office Bldg for AE IFCD Tawang                          | 1.08<br>SIFCD/W-3/2000-01 dtd 31/3/2001                  | 2000-01              | Mar-05                    | -   | 1.10  |   |
| C/o. Office Bldg for AE IFCD Tawang   | 12.00<br>SIFCD/W-3/2000-01 dtd 31/3/2001                 | 2000-01              | 3/06                      | -   | 2.19  |   |
| C/o. SPT Bachelor Barrack 4 unit at Tawang                                    | 10.00<br>SIFCD/W-3/2000-01 dtd 15/3/2001                 | 2000-01              | 3/06                      | -   | 4.54  |   |
| Land Revenue for District Administration (Land acquisition for IFCD)          | 0.32<br>3522/IFCD/BDL/BLDG/2000-01/1984-94 dtd 13-03-01  | 2000-01              | 3/05                      | -   | -   | Schemes not taken in AOP 2004-05 due to paucity of fund |
| C/o. 3 unit Bachelor Barrack at Bomdila for Ministerial Staff                 | 6.50<br>SIFCD/W-13/2002-03 Dt.                           | 2002-03              | 3/06                      | -   | 0.48  |   |
| C/o. SPT-I Qtr for Divisional staff at Seppa (N. Nagar)                       | 7.09<br>SIFCD/W-58/99 dtd 15/3/99                        | 99-2000              | To be revised             | 9.09  | 6.25  |   |
| C/o. SPT Divisional office bldg at Seppa (Nirman Nagar)                       | 12.00<br>SIFCD/W-30/96 dtd 31/3/98                       | 97-98                | To be revised             | 17.5  | 12.50   |   |
| C/o. SPT-IV Qtr for EE/IFCD at Seppa  | 6.00<br>SIFCD/W-30/96 dtd 31/3/98                        | 97-98                | To be revised             | 9.5   | 6.30  |   |

## APPENDIX .II – Contd.

**STATEMENT OF COMMITMENTS - LIST OF INCOMPLETE CAPITAL WORKS**

| Name of Project   | Cost of work + Sanction order No<br>(In lakhs of rupees) | Date of commencement | Target date of Completion | Revised Cost (if any)<br>(In lakhs of rupees) | Expenditure upto 2004 - 2005 (In lakhs of rupees) | Remarks   |
|---|--|----------------------|---------------------------|---|---|---|
| C/o. SPT-II Qtr for Divisional staff 2 units at Seppa (Nirman Nagar)                      | 6.00<br>SIFCD/W-30/96 dtd 31/3/98                        | 97-98                | to be revised             | 7.00  | 6.20  |   |
| Security fencing around EE/ASW Qtr. At Seppa  | 2.50   | 2002-03              | 3/06                      | -   | 0.62  |   |
| C/o. Security fencing around division office at Nirman Nagar                              | 3.00<br>SPWD/PE/AC-51/02-03/718, Dtd.26-03-03            | 2002-03              | 3/06                      | -   | 1.25  |   |
| C/o SPT-III Qtr for ASW/D-Man at Seppa Nirman Nagar                                       | 10.46<br>SIFCD/W-58/99 dtd 19/3/99                       | 1998-99              | 3/06                      | 10.46   | 8.16  |   |
| Const. of SPT office building for AE at Seijosa   | 7.41<br>SIFCD/W-3/2000-01 dtd 26/3/01                    | 2000-01              | 3/05                      | -   | 4.88  |   |
| C/o. Const. of SPT Bachelor Barrakat Seijosa  | 7.10<br>SIFCD/W-58/99 dtd 28/3/99                        | 1998-99              | 3/05                      | -   | 5.70  |   |
| C/o. Security fencing around IFCD IFCD Sub-division Seijosa office complex and Store area | 3.00<br>SIFCD/W-13/2002-03 dtd 13/3/2003                 | 2002-03              | 3/06                      | -   | 0.30  |   |
| C/O. RCC Double storeyed D/Unit T –II Qtr. CE'c staff at Itanagar (Block No. T – II/2)    | 19.84<br>SIFCD/W-30/96 dtd 26/3/98                       | 97-98                | 3/05                      | -   | 17.06   |   |
| Providing W/S to IFCD Complex at Chimpu   | 5.06<br>SIFCD/W-3/2000-01 dtd 27/02/2001                 | 2000-01              | 3/05                      | -   | 3.30  |   |
| C/O 500 User R.C.C. Septic Tank at IFCD Complex at Chimpu                                 | 3.68<br>SIFCD/W-13/2002-03 dtd 25/3/2003                 | 2002-03              | 3/05                      | -   | 2.73  |   |
| C/O compound wall at I&FCD complex, Chimpu (Ph-I)   | 20.00<br>SIFCD/W-13/2002-03 dtd 24/3/2003                | 2002-03              | 03/07                     | -   | 1.74  |   |
| C/O type –III QTR with brick walling for AE at Sagalee                                    | 6.30<br>SIFCD/W-13/2002-03 dtd 25/3/2003                 | 2002-03              | 3/05                      | -   | 0.11  |   |
| C/O SPT-III Qtr. 2 Nos with brick walling for JE and TA at Ziro                           | 9.79<br>SIFCD/W-30/96 dtd 23/3/97                        | 96-97                | 3/05                      | -   | 0.11  | Schemes not taken in AOP 2004-05 due to paucity of fund |

## APPENDIX .II – Contd.

**STATEMENT OF COMMITMENTS - LIST OF INCOMPLETE CAPITAL WORKS**

| Name of Project  | Cost of work + Sanction order No<br>(In lakhs of rupees)           | Date of commencement | Target date of Completion      | Revised Cost (if any)<br>(In lakhs of rupees) | Expenditure upto 2004 - 2005 (In lakhs of rupees) | Remarks |
|--|--|----------------------|--------------------------------|---|---|---------|
| C/O SPT-I Qtr for Jeep and Truck Driver 2 Nos with brick walling at Ziro | 6.97<br>SIFCD/W-30/96 dtd<br>23/3/97                               | 96-97                | 3/06                           | -   | 0.54  |         |
| C/O SPT-III Qtr with brick walling for JE at Yazili                      | 5.44<br>SIFCD/W-30/96 dtd<br>26/3/97                               | 96-97                | 3/05                           | -   | 5.23  |         |
| C/O SPT-III Qtr(2 Nos) with brick walling for Divisional staff at Ziro   | 8.90<br>SIFCD/W-30/96-97 dtd<br>31/3/97                            | 96-97                | 3/07                           | -   | 1.08  |         |
| C/O SPT-II Qtr(2 Nos) with brick walling for Divisional staff at Ziro    | 5.42<br>SIFCD/W-30/96 dtd<br>25/3/97                               | 96-97                | 3/06                           | -   | 3.33  |         |
| C/O SPT-I Qtr. 1 No with brick walling for Truck Driver at Raga          | 3.47<br>SIFCD/W-30/96 dtd<br>21/3/97                               | 96-97                | 3/06                           | -   | 2.40  |         |
| C/O SPT-II Qtr with brick walling for UDC at Raga                        | 5.28<br>SIFCD/W-30/96 dtd<br>21/3/97                               | 96-97                | 3/06                           | -   | 0.71  |         |
| C/O SPT-III Qtr with brick walling for TA at Raga                        | 5.44<br>SIFCD/W-30/96 dtd<br>26/3/97                               | 96-97                | 3/06                           | -   | 0.38  |         |
| C/O SPT Office Cum Store with brick walling for JE at Dollingmukh        | 5.28<br>SIFCD/W-30/96 dtd<br>21/3/97                               | 96-97                | 3/05                           | -   | 5.27  |         |
| C/O SPT-II Qtr 3 Unit for SE's Staff at Daporijo                         | 13.55<br>SIFCD/W-30/96 dtd<br>15/3/97 SIFCD/W-30/96<br>dtd 31/3/97 | 96-97                | R/E<br>submitt<br>ed<br>3/2007 | 22.03   | 9.47  |         |
| C/O SPT B/Barrack for SE's Staff at Daporijo                             | 12.62<br>SIFCD/W-30/96 dtd<br>15/3/97 SIFCD/W-30/96<br>dtd 31/3/97 | 96-97                | 03/06                          | -   | 10.04   |         |
| C/O type -I Qtr for Divn Staff at Daporijo                               | 8.00<br>SIFCD/W-30/96 dtd<br>24/3/98                               | 97-98                | R/E<br>submitt<br>ed<br>3/2007 | 15.24   | 8.01  |         |
| C/O SPT-III Qtr for JE at Dumporijo                                      | 4.42<br>SIFCD/W-30/96 dtd<br>28/3/98                               | 97-98                | 3/05                           | -   | 2.22  |         |
| Provision for Land revenue for Buildings                                 | 1.00<br>DIFC/Sch-320/98-99 dtd<br>12/3/99                          | 98-99                | 3/05                           | -   | 0.36  |         |
| C/O Divisional office building   | 20.00<br>SIFCD/W-3/00-01 dtd<br>23/3/01                            | 2000-01              | R/E<br>submitt<br>ed<br>3/2005 | -   | 29.61   |         |

## APPENDIX .II – Contd.

**STATEMENT OF COMMITMENTS - LIST OF INCOMPLETE CAPITAL WORKS**

| Name of Project  | Cost of work + Sanction order No<br><br>(In lakhs of rupees) | Date of commencement  | Target date of Completion | Revised Cost (if any)<br>(In lakhs of rupees) | Expenditure upto 2004 - 2005 (In lakhs of rupees) | Remarks |
|--|--|-----------------------|---------------------------|---|---|---------|
| C/O Approach road and R/Wall from DC office road to Type V Qtr at IFCD Complex at Daporijo | 3.14<br>SIFCD/W-3/00-01 dtd 7/2/02                           | 2000-01               | R/E submitted 3/2005      | -   | 3.44  |         |
| C/O SPT-II Qtr 2 Nos for SE's staff at Daporijo  | 10.00<br>SIFCD/W-3/01-02 dtd 27/3/02                         | 2001-02               | 3/07                      | -   | -   |         |
| C/O SPT-I Qtr. 2 Nos for Se's Staff at Daporijo  | 9.20<br>SIFCD/W-3/01-02 dtd 27/3/02                          | 2001-02               | 3/07                      | -   | -   |         |
| C/O Approach road to SE complex at Daporijo Phase-II                                       | 10.00<br>SIFCD/W-3/01-02 dtd 27/3/02                         | 2001-02               | 3/05                      | -   | 9.38  |         |
| C/O SPT Transit camp at Daporijo   | 8.00<br>SIFCD/W-3/01-02 dtd 27/03/02                         | 2001-02               | 3/06                      | -   | 0.37  |         |
| C/O SPT Sub-Divisional Office building at Nacho  | 9.71<br>SIFCD/W-3/01-02 dtd 22/03/01                         | 2001-02               | 3/05                      | -   | 9.22  |         |
| C/O SPT Bachelor Barrack (2Units) at Nacho   | 5.47<br>SIFCD/W-3/01-02 dtd 22/03/01                         | R/E submitted 2000-01 | 3/05                      | -   | 9.38  |         |
| SPT JE's office cum store at Tirbin  | 5.47<br>SIFCD/W-3/96 dtd 31/3/97                             | 96-97                 | 3/05                      | -   | 3.89  |         |
| C/O SPT-III Qtr. for AE at Basar   | 5.24<br>SIFCD/W-30/96 dtd 31/3/98                            | 96-97                 | 3/05                      | -   | 5.18  |         |
| C/O SPT-II Qtr. 2 Unit for LDC Sub-Division Staff at Basar                                 | 6.49<br>SIFCD/W-30/96 dtd 31/3/98                            | 97-98                 | 3/06                      | -   | 4.34  |         |
| C/O security fencing for Divisional store at Basar   | 8.00<br>SIFCD/W-13/02-03 dtd 12/3/03                         | 2002-03               | 3/07                      | -   | 1.89  |         |
| C/O SPT office for AE at Mechuka   | 6.70<br>SIFCD/W-30/96 dtd 31/3/98                            | 97-98                 | 3/05                      | -   | 6.10  |         |
| C/O SPT IV Qtr for AE at Mechuka   | 8.08<br>SIFCD/W-13/02-03 dtd 16/3/03                         | 2002-03               | 3/06                      | -   | -   |         |
| C/O SPT IV Qtr for EE at Yingkiong   | 7.90<br>SIFCD/W-30/96 dtd 25/3/98                            | 97-98                 | 3/07                      | -   | 9.37  |         |
| C/O SPT-II Qtr. 2 Nos for Surveyor and D/Man   | 7.20<br>SIFCD/W-30 dtd 27/2/01                               | 2000-01               | 3/05                      | -   | 4.53  |         |

## APPENDIX .II – Contd.

**STATEMENT OF COMMITMENTS - LIST OF INCOMPLETE CAPITAL WORKS**

| Name of Project  | Cost of work + Sanction order No<br>(In lakhs of rupees) | Date of commencement | Target date of Completion | Revised Cost (if any)<br>(In lakhs of rupees) | Expenditure upto 2004 - 2005 (In lakhs of rupees) | Remarks |
|--|--|----------------------|---------------------------|---|---|---------|
| C/O SPT Division Office at Yingkiong                               | 19.97<br>SIFCD/W-3/2000-01 dtd 11/4/01                   | 2000-01              | 3/07                      | -   | 0.50  |         |
| C/O SPT-III Qtr for ASW/DA/JE at Yingkiong                         | 17.40<br>SIFCD/W-3/2000-01/16 dtd 30/3/01                | 2000-01              | 3/07                      | -   | 0.50  |         |
| C/O SPT B/Barrack 4(four)unit in Jengging                          | 6.08<br>SIFCD/W-3/2000-01/16 dtd 30/3/2001               | 2000-01              | 3/06                      | -   | 6.40  |         |
| C/O SPT-III Qtr. for A.E. (IFCD) Tuting                            | 5.224<br>SIFCD/W-3/2000-01 dtd 28/2/01                   | 96-97                | 3/05                      | -   | 0.92  |         |
| C/O SPT II Qtr for UDC/LDC for Drilling staff under DIC Pasighat   | 3.21<br>SIFCD/W-30/96 dtd 31/3/98                        | 96-97                | 3/05                      | -   | 1.04  |         |
| C/O SPT III Qtr for AE (D) under DIC Pasighat                      | 4.00<br>SIFCD/W-30/96 dtd 25/2/91                        | 96-97                | 3/05                      | -   | 1.89  |         |
| Spl. Repair work of Divn. office & Store at Pasighat               | 2.00<br>SIFCD/W-30/96 dtd 27/2/01                        | 2000-01              | 3/05                      | -   | 0.48  |         |
| C/O SPT –III Qtr for AE , IFCD, Nari                               | 3.99<br>SIFCD/W-30/96 dtd 16/03/96                       | 97-98                | 3/05                      | -   | 2.96  |         |
| C/O SPT-III Qtr for JE, I&FCD, at Koyu                             | 4.50<br>SIFCD/W-30/96 dtd 16/03/96                       | 2000-01              | 3/06                      | -   | 0.34  |         |
| C/O SPT office bldg for AE IFCD at Nari                            | 10.00<br>SIFCD/W-3/00-01 dtd 27/2/01                     | 2000-01              | 3/06                      | -   | 5.56  |         |
| C/O SPT B/Barrack(4 unit) at Boleng                                | 6.36<br>SIFCD/W-3/96 dtd 21/3/97                         | 96-97                | 3/06                      | -   | 2.64  |         |
| SPT-III Qtr. for ASW at Roing                                      | 4.50<br>SIFCD/W-58/99 dtd 29/3/99                        | 98-99                | 3/05                      | -   | 1.99  |         |
| SPT – IV Qtr for EE I&FCD Roing                                    | 8.00<br>SIFCD/W-3/2000-01 dtd 21/3/01                    | 2000-01              | 3/05                      | -   | 2.08  |         |
| Revenue for New allotment of Division Complex and compound fencing | 6.00<br>SIFCD/W-3/2000-01 dtd 31/3/01                    | 2000-01              | 3/05                      | -   | 4.33  |         |
| C/O SP Type-III Qtr for JE, Sunpura                                | 3.96<br>SIFCD/W-30/96 dtd 23/3/97                        | 96-97                | 3/05                      | -   | 3.96  |         |



## APPENDIX .II – Contd.

**STATEMENT OF COMMITMENTS - LIST OF INCOMPLETE CAPITAL WORKS**

| Name of Project  | Cost of work + Sanction order No<br>(In lakhs of rupees) | Date of commencement | Target date of Completion | Revised Cost (if any)<br>(In lakhs of rupees) | Expenditure upto 2004 - 2005 (In lakhs of rupees) | Remarks |
|--|--|----------------------|---------------------------|---|---|---------|
| C/O SP Type Office cum Store for JE IFCD, Walong   | 4.92<br>SIFCD/W-30/96 dtd<br>21/3/97                     | 96-97                | 3/05                      | -   | 3.65  |         |
| C/O SP Type -II Qtr 2 Nos for Sub-Division Staff at Hayuliang                                  | 8.00<br>SIFCD/W-30/96 dtd<br>24/3/98                     | 97-98                | 3/06                      | -   | 2.04  |         |
| Providing Security fencing around Divisional complex at Bordumsa                               | 9.03<br>SIFCD/W-30/96 dtd<br>16/3/98                     | 97-98                | 3/06                      | -   | 6.22  |         |
| C/O SPT Barrack (4 units) at Diyum/Miao/Bordumsa and Jirampur                                  | 7.78<br>SIFCD/W-30/96 dtd 4/2/98                         | 97-98                | 3/06                      | -   | 7.34  |         |
| Land Value/Revenue for procurement of land at Bordumsa & Mohanbari                             | 2.20<br>SIFCD/W-3/96 dtd 2/12/97                         | 97-98                | 3/05                      | -   | 1.22  |         |
| C/O RCC Type –II Qtr for Divisional Staff at Bordumsa  | 4.11<br>SIFCD/W-58/99 dtd<br>30/3/99                     | 98-99                | 3/05                      | -   | 3.61  |         |
| C/O RCC Type –III Qtr. 98-99 for Divisional Staff at Bordumsa(2 units) Divn. For ASW, Kharsang | 10.17<br>SIFCD/W-58/99 dtd<br>29/9/99                    | 98-99                | 3/06                      | -   | 4.21  |         |
| C/O SPT Central Store at Miao under DIC Pasighat   | 6.72<br>IFC/Sect-10/95 dtd 20/3/96                       | 2001-02              | 3/07                      | -   | -   |         |
| C/O Approach road to SE complex at Daporijo Phase-II   | 10.00<br>IFC/Sect-10/95 dtd<br>20/03/96                  | 95-96                | 3/06                      | -   | 3.41  |         |
| SPT Office building for Drilling at Miao   | 10.84<br>SIFCD/W-30/96 dtd<br>08/01/96                   | 96-97                | 3/07                      | -   | 1.02  |         |
| SPT – II for AE, Drilling at Miao under DIC Pasighat   | 3.40<br>SIFCD/W-30/96 dtd<br>31/3/98                     | 97-98                | 3/06                      | -   | 0.21  |         |
| C/O RCC Division office for EE, at Deomali. S/Amount Rs. 20.10 lakh                            | 20.10<br>SIFCD/W-30/96 dtd<br>25/3/97                    | 97-98                | 3/07                      | -   | 0.55  |         |
| SPT- III qtr at Deomali for divisional staff 4 unit  | 15.67<br>SIFCD/W-30/96 dtd<br>25/3/97                    | 96-97                | 3/07                      | -   | 9.43  |         |

## APPENDIX .II – Contd.

**STATEMENT OF COMMITMENTS - LIST OF INCOMPLETE CAPITAL WORKS**

| Name of Project   | Cost of work + Sanction order No<br>(In lakhs of rupees) | Date of commencement | Target date of Completion | Revised Cost (if any)<br>(In lakhs of rupees) | Expenditure upto 2004 - 2005 (In lakhs of rupees) | Remarks |
|---|--|----------------------|---------------------------|---|---|---------|
| C/O 8 Nos. Type-II Qtr for 3 Nos UDC, 3 Nos. LDC and 2 Nos Driver at Deomali        | 24.70<br>SIFCD/W-30/96 dtd 25/3/97                       | 96-97                | 3/07                      | -   | 15.11   |         |
| C/O 5 Nos SPT-I Qtr for Group 'D' Staff at Deomali                                  | 12.02<br>SIFCD/W-30/96 dtd 23/3/97                       | 96-97                | 3/07                      | -   | 2.75  |         |
| C/O SPT Divisional Godown at Deomali  | 9.46<br>SIFCD/W-30/96 dtd 15/3/97                        | 96-97                | 3/07                      | -   | 1.73  |         |
| C/O SPT-III Qtr for JE at Khonsa  | 4.89<br>SIFCD/W-58/99 dtd 19/03/99                       | 98-99                | 3/06                      | -   | 2.46  |         |
| SPT-II Qtr for AE's Staff at Khonsa   | 4.02<br>SIFCD/W-58/99 dtd 19/3/99                        | 98-99                | 3/06                      | -   | 0.65  |         |
| SPT-I Qtr 2 Nos for peon & Chowkidar at Longding                                    | 5.81<br>SIFCD/W-30/96 dtd 3/3/98                         | 97-98                | 3/06                      | -   | 3.69  |         |
| C/O SPT-III Qtr for JE at Longding  | 4.93<br>SIFCD/W-30/96 dtd 4/2/98                         | 97-98                | 3/06                      | -   | 0.10  |         |
| Cost of land revenue for residential / non-residential building under IFCD Longding | 0.25<br>DEV-190/98-99 dtd 5/3/99<br>S/A Rs. 0.25 Lakh    | 98-99                | 3/05                      | -   | 0.11  |         |
| C/O SPT Office Building for EE IFCD at Tawang                                       | 19.83<br>SIFCD/W-3/2000-01 dtd 30/3/01                   | 2000-01              | 3/05<br>to be revised     | 25.00   | 24.79   |         |
| C/O SPT Sub-Division office building cum store at Mengio                            | 10.00<br>SIFCD/W-3/2000-01 dtd 5/3/2002                  | 2000-01              | 3/05<br>to be revised     | -   | 10.20   |         |
| F/C work at Audung Village  | 6.00<br>SIFCD/W-3/2000-01 dtd 31/3/2000 dtd 31/3/01      | 2000-01              | 3/05                      | -   | 3.65  |         |
| C/O SP Type -II Qtr 2 Nos for Sub-Division Staff at Hayuliang                       | 8.00<br>SIFCD/W-30/96 dtd 24/3/98                        | 97-98                | 3/05                      | -   | 6.00  |         |
| Flood Control work at Tamintheng nallah to protect agril. field at Khubilithang     | 1.20<br>SIFCD/W-03/2004/ dtd 27/3/04                     | 2003-04              | 3/05                      | -   | 1.20  |         |

## APPENDIX .II – Contd.

**STATEMENT OF COMMITMENTS - LIST OF INCOMPLETE CAPITAL WORKS**

| Name of Project  | Cost of work + Sanction order No<br>(In lakhs of rupees) | Date of commencement | Target date of Completion | Revised Cost (if any)<br>(In lakhs of rupees) | Expenditure upto 2004 - 2005 (In lakhs of rupees) | Remarks |
|--|--|----------------------|---------------------------|---|---|---------|
| F/P wall at Yabo nallah at Kharman vill.   | 1.50<br>SIFCD/W-3/2004 dtd<br>16/3/04                    | 2003-04              | 3/06                      | -   | 1.00  |         |
| F/C work at Khete village  | 4.89<br>SIFCD/W-3/2004 dtd<br>27/3/04                    | 2003-04              | 3/06                      | -   | 0.75  |         |
| C/O Flood control work by providing catch drain i/c plantation to protect IFCD complex at Tawang | 5.00<br>SIFCD/W-3/2004 dtd<br>27/3/2004                  | 2003-04              | 3/06                      | -   | 1.00  |         |
| F/C work at Sharung Gompa (Jang Mukto)   | 4.00<br>SIFCD/W-3/2004 dtd<br>29/3/2004                  | 2003-04              | 3/06                      | -   | 0.70  |         |
| F/C work at Ketsang village to protect residential building                                      | 3.00<br>SIFCD/W-3/2004 dtd<br>31/3/04                    | 2003-04              | 3/06                      | -   | 0.70  |         |
| Flood Control work Namtsering  | 10.00<br>SIFCD/W-3/2000-01 dtd<br>9/4/2001               | 2000-01              | 3/06                      | -   | 5.80  |         |
| F/C work at Lower Socksen  | 10.00<br>SIFCD/W-3/2000-01 dtd<br>31/3/01                | 2000-01              | 3/06                      | -   | 5.30  |         |
| F/C wall at Zemithang  | 15.00<br>SIFCD/W-3/2004 dtd<br>31/3/04                   | 2003-04              | 3/06                      | -   | 0.75  |         |
| F/C work at upper Socksen  | 15.00<br>SIFCD/W-3/2003-04 dtd<br>31/3/04                | 2003-04              | 3/06                      | -   | 0.75  |         |
| C/O F/C drain at Poiti village   | 8.00<br>SIFCD/W-03/2004 dtd<br>27/3/04                   | 2003-04              | 3/06                      | -   | 0.50  |         |
| F/C drain wall at Lower Shoktsen village   | 10.00<br>SIFCD/W-03/2003-04 dtd<br>31/3/2004             | 2003-04              | 3/06                      | -   | 0.60  |         |
| F/C work at Simipam area to protect Simipam vill   | 5.00<br>SIFCD/W-13/02-03 dtd<br>13/3/03                  | 2002-03              | 3/06                      | -   | 5.00  |         |
| F/C work at Singchung to protect Residential and Non-Residential Bldg.                           | 5.00<br>SIFCD/W-13/02-03dtd<br>12/3/03                   | 2002-03              | 3/06                      | -   | 5.00  |         |
| F/C work at New Bomdila on Phedung nallah  | 5.00<br>SIFCD/W-13/02-03dtd<br>13/3/03                   | 2002-03              | 3/06                      | -   | 2.46  |         |

## APPENDIX .II – Contd.

STATEMENT OF COMMITMENTS - LIST OF INCOMPLETE CAPITAL WORKS

| Name of Project   | Cost of work + Sanction order No<br>(In lakhs of rupees) | Date of commencement | Target date of Completion | Revised Cost (if any)<br>(In lakhs of rupees) | Expenditure upto 2004 - 2005 (In lakhs of rupees) | Remarks |
|---|--|----------------------|---------------------------|---|---|---------|
| F/C work at Shergaon(T3) under Rupa Section             | 3.50<br>SIFCD/W-13/02-03dtd<br>13/3/03                   | 2002-03              | 3/06                      | -   | 1.00  |         |
| F/C work too protect paddy field at Palizipam           | 3.00<br>SIFCD/W-03/2004 dtd<br>11/3/04                   | 2003-04              | 3/06                      | -   | 0.50  |         |
| F/Control work near Secondary school at Singchung       | 3.00<br>SIFCD/W-03/2004 dtd<br>11/3/04                   | 2003-04              | 3/06                      | -   | 0.50  |         |
| F/Control work on Medical nallah at Bomdila             | 2.00<br>SIFCD/W-03/2004 dtd<br>11/3/04                   | 2003-04              | 3/06                      | -   | 0.31  |         |
| F/C work at Kaya Valley Richukrong                      | 2.50<br>SIFCD/W-13/2002-03 dtd<br>12/3/03                | 2002-03              | 3/06                      | -   | 0.88  |         |
| F/C work at Lagung Agril field at Lapung Village        | 3.00<br>SIFCD/W-13/2002-03 dtd<br>19/3/03                | 2002-03              | 3/06                      | -   | 0.96  |         |
| F/C work at Aming Nallah                                | 1.50<br>SIFCD/W-13/2002-03 dtd<br>19/3/03                | 2002-03              | 3/06                      | -   | 0.50  |         |
| F/C work at Bana 3 Km damage point                      | 3.00<br>SIFCD/W-13/2002-03 dtd<br>13/3/03                | 2002-03              | 3/06                      | -   | 0.53  |         |
| F/C work at Sede  | 2.00<br>SIFCD/W-13/2002-03 dtd<br>12/3/03                | 2002-03              | 3/06                      | -   | 0.50  |         |
| F/C work at Tako Soro Agril field at Talam Sema Village | 2.00<br>SIFCD/W-13/2002-03 dtd<br>13/03/03               | 2002-03              | 3/06                      | -   | 0.46  |         |
| F/C work at Wasi Village                                | 1.50<br>SIFCD/W-13/2002-03 dtd<br>13/03/03               | 2002-03              | 3/06                      | -   | 0.50  |         |
| F/C work at Lungdung I.B. & PVT Residence               | 4.00<br>SIFCD/W-13/2002-03 dtd<br>13/03/03               | 2002-03              | 3/06                      | -   | 0.94  |         |

## APPENDIX .II – Contd.

STATEMENT OF COMMITMENTS - LIST OF INCOMPLETE CAPITAL WORKS

| Name of Project   | Cost of work + Sanction order No<br>(In lakhs of rupees) | Date of commencement | Target date of Completion | Revised Cost (if any)<br>(In lakhs of rupees) | Expenditure upto 2004 - 2005 (In lakhs of rupees) | Remarks |
|---|--|----------------------|---------------------------|---|---|---------|
| F/C work at Watte Village   | 2.00<br>SIFCD/W-13/2002-03 dtd<br>12/03/03               | 2002-03              | 3/06                      | -   | 0.46  |         |
| F/C work at Near F.P.S. Shop at 17 km Point Seppa Bana                                    | 2.00<br>SIFCD/W-13/2002-03 dtd<br>19/03/03               | 2002-03              | 3/06                      | -   | 0.45  |         |
| F/C work at Bri Agril field at Langcho Village (Kafa Village)                             | 1.50<br>SIFCD/W-13/2002-03 dtd<br>12/03/03               | 2002-03              | 3/06                      | -   | 0.49  |         |
| F/C work at Luncho Nala at Nere Village   | 1.50<br>SIFCD/W-13/2002-03 dtd<br>12/03/03               | 2002-03              | 3/06                      | -   | 0.53  |         |
| F/C work at Robgiwa Agril field at T/Warang Village                                       | 1.50<br>SIFCD/W-13/2002-03 dtd<br>12/03/03               | 2002-03              | 3/06                      | -   | 1.10  |         |
| F/C work at 1km point Seppa to Lungdeng road near K.T.R                                   | 1.50<br>SIFCD/W-13/2002-03 dtd<br>12/03/03               | 2002-03              | 3/06                      | -   | 0.52  |         |
| F/P work between boys hostel and bazaar line at Bameng                                    | 4.00<br>SIFCD/W-13/2002-03 dtd<br>12/03/03               | 2002-03              | 3/06                      | -   | 0.80  |         |
| F/P work on Kuchi nallah for During Langtha   | 1.50<br>SIFCD/W-13/2002-03 dtd<br>12/03/03               | 2002-03              | 3/06                      | -   | 0.41  |         |
| F/P work at geawasi near Volley ball ground Tagyong Warang IV school                      | 1.50<br>SIFCD/W-13/2002-03 dtd<br>12/03/03               | 2002-03              | 3/06                      | -   | 0.41  |         |
| F/C work over Kameng river cooperative horticulture firm near 8 km Seppa-Chyang Tajo road | 1.50<br>SIFCD/W-13/2002-03 dtd<br>13/03/03               | 2002-03              | 3/06                      | -   | 0.41  |         |
| F/C work at Kaliselak source, Gidi river village - Effa                                   | 1.50<br>SIFCD/W-13/2002-03 dtd<br>12/03/03               | 2002-03              | 3/06                      | -   | 0.40  |         |
| FC work near power house at Seijosa   | 1.50<br>SIFCD/W-13/2002-03 dtd<br>12/03/03               | 2002-03              | 3/06                      | -   | 0.41  |         |
| FC work at Dikalmukh river at Dikalmukh   | 5.00<br>SIFCD/W-13/2002-03 dtd<br>12/03/03               | 2002-03              | 3/06                      | -   | 1.69  |         |
| FC work at Bijuli river at U/Dikalmukh  | 1.50<br>SIFCD/W-13/2002-03 dtd<br>13/03/03               | 2002-03              | 3/06                      | -   | 0.41  |         |

## APPENDIX .II – Contd.

STATEMENT OF COMMITMENTS - LIST OF INCOMPLETE CAPITAL WORKS

| Name of Project  | Cost of work + Sanction order No<br><br>(In lakhs of rupees) | Date of commencement | Target date of Completion | Revised Cost (if any)<br>(In lakhs of rupees) | Expenditure upto 2004 - 2005 (In lakhs of rupees ) | Remarks |
|--|--|----------------------|---------------------------|---|--|---------|
| FC work at Passo river near Namaorah                           | 1.50<br>SIFCD/W-13/2002-03 dtd 12/03/03                      | 2002-03              | 3/06                      | -   | 1.00   |         |
| FC work on Dipik nallah near channel head                      | 1.50<br>SIFCD/W-13/2002-03 dtd 12/03/03                      | 2002-03              | 3/06                      | -   | 0.80   |         |
| FC work at Sebesso nallah at Tapyaso village                   | 2.00<br>SIFCD/W-13/2002-03 dtd 13/03/03                      | 2002-03              | 3/06                      | -   | 0.45   |         |
| FC work on Passa river at Gumte village                        | 1.50<br>SIFCD/W-13/2002-03 dtd 12/03/03                      | 2002-03              | 3/06                      | -   | 0.41   |         |
| FC work on Negloko near Primary school                         | 1.50<br>SIFCD/W-13/2002-03 dtd 13/03/03                      | 2002-03              | 3/06                      | -   | 0.41   |         |
| F/P work at Basar Nallah I.V. School and Medical complex       | 6.24<br>SIFCD/W-30/96 dtd 26/3/98                            | 98-99                | 3/06                      | -   | 4.27   |         |
| F/P Work at Jolong   | 3.92<br>SIFCD/W-30/96 dtd 6/3/97                             | 96-97                | 3/06                      | -   | 2.25   |         |
| F/P Work at Yappe Nallah                                       | 2.99<br>IFC/Seectt-6/95 dtd 13/3/96                          | 96-97                | 3/06                      | -   | 1.49   |         |
| F/P Work on F&G Sector, Itanagar over nallah near R.K. Mission | 2.00<br>SIFCD/W-30/96 dtd 26/3/98                            | 97-98                | 3/06                      | -   | 0.99   |         |
| F/P Work Near Poma river Primary School                        | 3.00<br>SIFCD/W-29/99-2000 dtd 10/2/99                       | 99-2000              | 3/06                      | -   | 2.49   |         |
| F/P Work on Kukurjan nallah                                    | 4.00<br>SIFCD/W-3/2000-01 dtd 26/03/01                       | 2000-01              | 3/06                      | -   | 1.37   |         |
| F/C work at Poma river near Mokokoli                           | 5.10<br>SIFCD/W-3/2000-01 dtd 26/3/01                        | 2000-01              | 3/06                      | -   | 0.73   |         |
| F/C works at Jully Village (2 km point)                        | 4.00<br>SIFCD/W-13/2002-03 dtd 25/03/03                      | 2002-03              | 3/06                      | -   | 0.41   |         |

## APPENDIX .II – Contd.

STATEMENT OF COMMITMENTS - LIST OF INCOMPLETE CAPITAL WORKS

| Name of Project                          | Cost of work + Sanction order No<br><br>(In lakhs of rupees) | Date of commencement | Target date of Completion | Revised Cost (if any)<br>(In lakhs of rupees) | Expenditure upto 2004 - 2005 (In lakhs of rupees ) | Remarks |
|--|--|----------------------|---------------------------|---|--|---------|
| F/C work at Magga Happa at Nakar Village | 5.01<br>SIFCD/W-3/2000-01 dtd 9/04/01                        | 2000-01              | 3/06                      | -   | 2.39   |         |
| F/P work at Kheel                        | 12.50<br>SPWD/W/AA.&ES/88-90 dtd 15/1/89                     | 88-89                | 3/06                      | -   | 11.03  |         |
| F/P work Tashi Village                   | 4.91<br>SIFCD/W-30/96 dtd 16/3/98                            | 97-98                | 3/06                      | -   | 1.96   |         |
| F/C Work at Nimte ME school              | 3.00<br>SIFCD/W-30/96 dtd 6/3/98                             | 97-98                | 3/06                      | -   | 2.10   |         |
| F/C Work at Sai Yari Vidya Niketan       | 4.00<br>SIFCD/W-30/96 dtd 10/3/97                            | 96-97                | 3/06                      | -   | 2.50   |         |
| F/C work at G-Extn. Staff colony Ita.    | 2.27<br>SIFCD/W-30/96 dtd 15/3/97                            | 96-97                | 3/06                      | -   | 0.65   |         |
| F/C work at Bodha Village                | 2.83<br>SIFCD/W-30/96 dtd 26/3/98                            | 97-98                | 3/06                      | -   | 1.92   |         |
| F/C work at Kimin on river Parung        | 1.00<br>IFCI/W-29/99-2000 dtd 14/10/99                       | 99-2000              | 3/06                      | -   | 0.66   |         |
| F/P Work at Dollingmukh Village          | 4.48<br>SIFCD/W-3/2002-03 dtd 21/3/03                        | 2002-03              | 3/06                      | -   | 1.00   |         |
| F/C work at Pate Seba at Kamporijo       | 4.00<br>SIFCD/W-3/2002-03 dtd 27/3/03                        | 2002-03              | 3/06                      | -   | 2.25   |         |
| F/C at parsi parlo under Koloriang       | 4.00<br>SIFCD/W-3/2002-03 dtd 24/3/03                        | 2002-03              | 3/06                      | -   | 1.00   |         |
| F/C work at Parsi-parlo                  | 2.00<br>SIFCD/W-3/2002-03 dtd 16/3/04                        | 2002-03              | 3/06                      | -   | 0.30   |         |
| F/C at Kel river under Yachuli           | 3.26<br>SIFCD/W-3/2002-03 dtd 21/3/03                        | 2003-04              | 3/06                      | -   | 0.90   |         |
| F/C at Talo Village                      | 3.26<br>SIFCD/W-3/2002-03 dtd 20/3/03                        | 2002-03              | 3/06                      | -   | 0.40   |         |
| F/P work at Dutta village                | 2.00<br>SIFCD/W-3/2002-03 dtd 24/3/03                        | 2002-03              | 3/06                      | -   | 0.90   |         |

## APPENDIX .II – Contd.

STATEMENT OF COMMITMENTS - LIST OF INCOMPLETE CAPITAL WORKS

| Name of Project  | Cost of work + Sanction order No<br><br>(In lakhs of rupees) | Date of commencement | Target date of Completion | Revised Cost (if any)<br>(In lakhs of rupees) | Expenditure upto 2004 - 2005 (In lakhs of rupees ) | Remarks |
|--|--|----------------------|---------------------------|---|--|---------|
| F/C Work Hayung river at Dadi  | 5.00<br>SIFCD/W-3/00-01 dtd<br>9/4/2001                      | 2000-01              | 3/05                      | -   | 5.00   |         |
| F/C Work at Sigen river to protect Bakpenrijo at Sikarijo  | 2.22<br>SIFCD/W-13/2002-03 dtd<br>20/3/03                    | 2002-03              | 3/05                      | -   | 2.22   |         |
| F/P work at Likabali (construction) of RRM wall to protect Sinkge                                    | 5.96<br>SPWD/W/AA&ES/94-95<br>dtd 20/10/95                   | 94-95                | 3/2005                    | -   | 5.96   |         |
| F/P work at Pobdi Kabu Roing Gaki  | 24.36<br>SPWD/W/AA&ES/7/88<br>dtd 21/02/91                   | 91-92                | 3/05                      | -   | 24.36  |         |
| F/C work at Mebbu river at Bogdo   | 2.00<br>SIFCD/W-30/96 dtd<br>31/3/98                         | 97-98                | 3/06                      | -   | 0.81   |         |
| F/C work at Piru of Hodak area at Darka  | 1.92<br>SIFCD/W-29/96 dtd<br>1/3/2000                        | 99-2000              | 3/05                      | -   | 1.92   |         |
| F/C work at Pate Seba at Kamporijo   | 4.00<br>SIFCD/W-29/96 dtd<br>1/3/2000                        | 99-2000              | 3/05                      | -   | 1.92   |         |
| F/C work at Essirite M.E. School   | 1.00<br>WS/DEV-93/FDR/11/2K<br>dtd 2/3/01                    | 99-2000              | 3/05                      | -   | 1.00   |         |
| F/C work at Ganchan at Mechuka   | 3.00<br>IFC/Sectt-6/95 dtd 27/2/96                           | 95-96                | 3/05                      | -   | 3.00   |         |
| F/C work at Seyil river at Toto  | 1.95<br>SIFCD/W-30/96 dtd<br>31/3/98                         | 97-98                | 3/06                      | -   | 0.56   |         |
| Protection of Sikki river by construction of RCC and boulder crated wall on Damroh siran nallah road | 14.73<br>IFC/Sectt-6/95 dtd 20/3/96                          | 95-96                | 3/05                      | -   | 14.73  |         |
| FPW at Sipong river for sitong(Kuyeng) area at jeru village  | 5.00<br>SIFCD/W-13/2002-03 dtd<br>21/3/03                    | 2002-03              | 3/05                      | -   | 5.00   |         |
| FPW of Sinyong and ngusang area at Millang Village   | 5.17<br>SIFCD/W-13/02-03 dtd<br>21/03/03                     | 2002-03              | 3/06                      | -   | 0.75   |         |
| F/Control work at Rome river to protect Rotte village  | 3.70<br>SIFCD/W-03/2004 dtd<br>26/3/04                       | 2003-04              | 3/06                      | -   | 1.00   |         |
| F/C work at Ganga nallah to protect Shivalaya Ashram at Nari   | 4.00<br>SIFCD/W-03/2004 dtd<br>31/3/04                       | 2003-04              | 3/06                      | -   | 0.60   |         |



## APPENDIX .II – Contd.

**STATEMENT OF COMMITMENTS - LIST OF INCOMPLETE CAPITAL WORKS**

| Name of Project  | Cost of work + Sanction order No<br>(In lakhs of rupees) | Date of commencement | Target date of Completion | Revised Cost (if any)<br>(In lakhs of rupees) | Expenditure upto 2004 - 2005 (In lakhs of rupees) | Remarks |
|--|--|----------------------|---------------------------|---|---|---------|
| F/C work at Borguli, Seram, Naming and Mer   | 7.00<br>SIFCD/W-3/2000-01 dtd 26/3/2001                  | 2000-01              | 3/05                      | -   | 7.00  |         |
| F/C work at Patching paddy field at Bomjir village   | 5.00<br>SIFCD/W-13/02-03 dtd 26/3/03                     | 2002-03              | 3/06                      | -   | 2.70  |         |
| F/C work at Anini Township   | 3.00<br>SIFCD/W-13/2002-03 dtd 21/3/03                   | 2002-03              | 3/06                      | -   | 0.70  |         |
| F/C work at Ajuli village  | 4.00<br>SIFCD/W-13/2002-03 dtd 20/3/03                   | 2002-03              | 3/06                      | -   | 1.13  |         |
| F/C work at Asoli village  | 5.24<br>SIFCD/W-13/2002-03 dtd 21/3/03                   | 2002-03              | 3/06                      | -   | 1.01  |         |
| F/P work for daily Bazar to Chowkham Township  | 18.55<br>IFC/Seckt-6/95 dtd 13/3/96                      | 95-96                | 3/06                      | -   | 9.32  |         |
| F/C work to protect Taipong and Kovin village from erosion of Namchik river under Bordumsa | 6.00<br>SIFCD/W-13/02-03 dtd 12/3/03                     | 2002-03              | 3/05                      | -   | 6.25  |         |
| Anti-Erosion on Dumba nallah to save staff qtrs at Bordumsa                                | 5.00<br>SIFCD/W-13/02-03 dtd 24/3/03                     | 2002-03              | 3/06                      | -   | 2.42  |         |
| F/P work at Walimsung at Laktong village   | 5.00<br>SIFCD/W-13/2002-03 dtd 26/3/03                   | 2002-03              | 3/06                      | -   | 1.37  |         |
| F/P work at Jumnang pathar under Deomali   | 20.00<br>SIFCD/W-3/2000-01 dtd 31/03/01                  | 2000-01              | 3/2007                    | -   | 6.29  |         |
| Protection of Nakdong colony industrial DRDA complex from sinking due to Nallah            | 15.00<br>IFC/Seckt-6/95 dtd 11/3/96                      | 95-96                | 3/06                      | -   | 13.36   |         |
| F/C work at Monju nallah at Thinsa village   | 10.00<br>SIFCD/W-3/2000-01 dtd 9/4/01                    | 2000-01              | 3/06                      | -   | 4.18  |         |
| F/C work at Tirap Lodge Nallah at Khonsa   | 5.00<br>SIFCD/W-3/2000-01 dtd 31/3/01                    | 2000-01              | 3/06                      | -   | 3.59  |         |
| F/C work at SSI Colony at Khonsa   | 8.32<br>SIFCD/W-3/2000-01 dtd 31/3/01                    | 2000-01              | 3/06                      | -   | 2.73  |         |

## APPENDIX .II – Contd.

**STATEMENT OF COMMITMENTS - LIST OF INCOMPLETE CAPITAL WORKS**

| Name of Project   | Cost of work + Sanction order No<br>(In lakhs of rupees) | Date of commencement | Target date of Completion | Revised Cost (if any)<br>(In lakhs of rupees) | Expenditure upto 2004 - 2005 (In lakhs of rupees) | Remarks                                 |
|---|--|----------------------|---------------------------|---|---|---|
| Strengthening of 33KV line from Jashwant ghar to Baisaki across Sela to avoid frequent line fault due to snow deposit | 10.00<br>PWRs/EC-1/EST-10/96-97/6554-65 dtd 17/3/97      | 96-97                | -                         | -   | 8.95  | Target date not furnished by department |
| C/O 33 KV switch yard at elephant point for monitoring power towards Bomdila and Bhalukpong                           | 22.26<br>PWRs/EC-1/EST-92/95-96 dtd 20/3/96              | 95-96                | -                         | -   | 21.84   | -do-                                    |
| Replacement of Existing 33 KV oil Circuit breaker at Lekhapani inlet point for Jairampur Feeder by 33 KV MOCB.        | 10.51<br>PWRs/EC-II/EST-137/95-96 dtd 28/2/96            | 95-96                | -                         | -   | 4.57  | -do-                                    |
| C/O 33 KV line from Taba Sora to Yomcha SDO HQ  | 73.61<br>PWRs/CE-70/2000-01/1015-02 dtd 30/3/01          | 2000-01              | -                         | -   | 0.37  | -do-                                    |
| C/O 33 KV line from Yatung to Hawaii upto Latul PH-I  | 50.00<br>PWRs/EC-III/EST/96-97 dtd 23/3/97               | 96-97                | -                         | -   | 43.63   | -do-                                    |
| Providing 11 kv Semi Ring distribution system at Pasighat   | 53.00<br>PWRs/EC-II/ESTT-40/97-98/1413-21 dtd 20/01/96   | 95-96                | -                         | -   | 11.91   | -do-                                    |
| Extn. Of 11KV line to Khimiyang vill.(6km)  | 13.16<br>PWRs/EC-II/EST-II8/95-96 dtd 16/3/96            | 95-96                | -                         | -   | 5.24  | -do-                                    |
| Extn. Of 11KV line from Longlung to Govt. degree college Changlang Manmao Road  | 14.96<br>PWRs/EC-II/EST-36/96-97/128-35 dtd 25/3/97      | 96-97                | -                         | -   | 8.71  | -do-                                    |
| C/O 11KV HT Line from Sumsing to Katan  | 26.33<br>PWRs/EC-II/EST-2001/02/01 dtd 30/3/02           | 01-02                | -                         | -   | 7.61  | -do-                                    |
| Extn. of HT line I/C Sub-Station from Kumsing to Kumku  | 9.29<br>SPWD/EST/AA&ES/93-94 dtd 27/3/98                 | 97-98                | -                         | -   | 2.31  | -do-                                    |
| Extn. of LT line from lower Balapur under Sagalee Circle  | 5.41<br>PWRs/EC-I/EST-178/97-98 Dtd 31/03/98             | 97-98                | -                         | -   | 1.53  | -do-                                    |
| Renovation of LT line under Boleng T/ship   | 3.03<br>PWRs/CE-68/2000-01/75260 Dtd 27/3/01             | 2000-01              | -                         | -   | 1.92  | -do-                                    |

## APPENDIX .II – Contd.

STATEMENT OF COMMITMENTS - LIST OF INCOMPLETE CAPITAL WORKS

| Name of Project  | Cost of work + Sanction order No<br><br>(In lakhs of rupees) | Date of commencement | Target date of Completion | Revised Cost (if any)<br>(In lakhs of rupees) | Expenditure upto 2004 - 2005 (In lakhs of rupees) | Remarks |
|--|--|----------------------|---------------------------|---|---|---------|
| Extension of LT distribution line from Kuchup –II to Kuchup-III.   | 5.28<br>PWRS/CE-00-01 Dtd 2/3/00                             | 99-00                | -                         | -   | 0.46  | -do-    |
| C/O OD LT line for external electrification of Govt. college in Changlang I/C pvdg. street light PH-I  | 16.91<br>PWRS/EC-II/EST-39/96-97dtd 26/3/97                  | 96-97                | -                         | -   | 6.20  | -do-    |
| Extn. and Improvement of HT/LT line in and around Yingkieng  | 28.00<br>PWRS/EST-II/EST-119/95-96 dtd 14/3/96               | 95-96                | -                         | -   | 22.30   | -do-    |
| Pvdg. Higher capacity under ground cable to Raj Bhawan, Itanagar   | 15.22<br>PWRS/EC-I/EST-31/97-98/2050-59 dtd 20/3/98          | 97-98                | -                         | -   | 4.20  | -do-    |
| Electrification of New C.O. HQ at Pegging Bote I/C 25 KVA, 11/0.4KV S/S  | 17.62<br>PWRS/EC-II/EST-20/96-97 dtd 21/3/97                 | 97-98                | -                         | -   | 1.59  | -do-    |
| Augmentation of existing S/S of 250 KVA to 11/0.415 KVI/C extension of LT line and service connection to High Court complex at 'D' sector, Naharlagun. | 12.50<br>PWRS/EC-I/EST-05/02-03dtd 13/03/03                  | 2002-03              | -                         | -   | 2.30  | -do-    |
| Modification and Upgradation of existing S/S from 25 KVA to 100 KVA (33/0.4KV at EAC HQ Sechuing   | 3.10<br>PWRS/EC-1/EST/01-02/14, Dtd 26/3/02                  | 2001-02              | -                         | -   | 0.20  | -do-    |
| Providing 11 KV semi ring distribution system at Pasighat  | 53.00<br>PWRS/EC-II/EST-040/97-98/141 Dtd 29/3/98            | 95-96                | -                         | -   | 11.91   | -do-    |
| Modification of Impvt of existing 33KV S/S at Bhalukpong I/C distribution of panel board, s/yard etc   | 12.47<br>PWRS/EC-IV/EST/01-02/15 Dtd 18/3/02                 | 2001-02              | -                         | -   | 1.00  | -do-    |
| C/O 5 men ALC barrack at Lumla   | 9.44<br>SPWD/E-78/RC/H/96-97 Dtd 27/3/97                     | 96-97                | 3/99                      | -   | 7.22  |         |
| Special repair of PWD staff Qtr. at Jang (T-II-2 and B/Barrack-5 Nos   | 11.30<br>SPWD/E-09/RC/00-01/100 Dtd 13/02/2001               | 2000-01              | 3/03                      | -   | 11.30   |         |
| C/O septic tank and soakpit for PWD staff at Bomdila Engg. Colony, Bomdila   | 5.00<br>SPWD/E-35/RC/98-99/2062 Dtd 30/3/99                  | 98-99                | 3/00                      | -   | 0.54  |         |

## APPENDIX .II- Contd.

**STATEMENT OF COMMITMENTS - LIST OF INCOMPLETE CAPITAL WORKS**

| Name of Project   | Cost of work + Sanction order No<br>(In lakhs of rupees) | Date of commencement | Target date of Completion | Revised Cost (if any)<br>(In lakhs of rupees) | Expenditure upto 2004-2005 (In lakhs of rupees) | Remarks  |
|---|--|----------------------|---------------------------|---|---|--|
| C/o. B/Barrack 2 units at Tawang                        | 3.22<br>RWD/Sectt-1/00-01 Dtd.<br>26/03/01               | 99-00                | -                         | -   | 1.61  | Except the financial year 2003-04 , since last five years the department is not getting fund for execution of works . Hence target date of completion could not be fixed |
| C/o SPT type III qtr. At Tenga Valley                   | 4.50<br>RWD/Sectt-46/97 Dtd<br>01/12/97                  | 97-98                | -                         | -   | 3.48  | -do-   |
| C/o B/Barrack at Tenga Valley                           | 4.35<br>RWD/Sectt -15/98 Dtd.<br>30/03/99                | 98-99                | -                         | -   | 3.00  | -do-   |
| C/o SPT office for AE at Chyatajo                       | 7.64   | 99-00                | -                         | -   | 0.50  | -do-   |
| C/o SPT type iii qtr for AE at Chyangtap                | 7.00<br>RWD/Sectt-1/00-01 Dtd<br>22/03/01                | 99.00                | -                         | -   | 0.50  | -do-   |
| C/o Central mechanical workshop at Ita.                 | 5.00   | 93-94                | -                         | 10.00   | 6.40  | -do-   |
| C/o SPT-III/II qtr. For RWD staff at Itanagar (2&3 nos) | 11.61<br>RWD/Sectt-26/98 Dtd.<br>13/03/96                | 96-97                | -                         | 23.00   | 21.39   | -do-   |
| C/o SPT-III qtr. for DA(mech)                           | 3.39<br>RWD/sect-27/95 Dtd<br>04/01/95                   | 94-95                | -                         | 5.00  | 4.46  | -do-   |
| C/o SPT type I qtr at Ziro                              | 2.00<br>RWD/Sectt-37/95 Dtd.<br>13/03/96                 | 96-97                | -                         | -   | 1.93  | -do-   |
| C/o. SPT type II & III, 1 each for TA and FA at Ziro    | 7.41<br>RWD/Sectt-46/97 Dtd<br>13/03/97                  | 96-97                | -                         | 8.00  | 1.93  | -do-   |
| C/o. SPT Office cum Store for JE at Kolariang           | 6.28<br>RWD/Sectt-46/97 Dtd.                             | 97-98                | -                         | 10.00   | 6.28  | -do-   |
| C/o. SPT Sub-divisional store at Daporijo               | 6.20<br>RWD/Sectt-37/96 Dtd<br>06/03/97                  | 96-97                | .                         | 9.00  | 6.88  | -do-   |
| C/o SPT type II 2 units for LDC/SK                      | 6.77<br>RWD/Sectt-1/00-01 Dtd<br>27/03/01                | 00-01                | -                         | -   | 3.38  | -do-   |
| C/o RCC office cum store at nacho                       | 4.50   | 03-04                | -                         | -   | 3.00  | -do-   |

## APPENDIX .II-Contd.

**STATEMENT OF COMMITMENTS - LIST OF INCOMPLETE CAPITAL WORKS**

| Name of Project                                   | Cost of work + Sanction order No<br>(In lakhs of rupees) | Date of commencement | Target date of Completion | Revised Cost (if any)<br>(In lakhs of rupees) | Expenditure upto 2004-2005 (In lakhs of rupees) | Remarks |
|---|--|----------------------|---------------------------|---|---|---------|
| C/o Bachelor Barrack at Yomcha                    | 3.00<br>RWD/Sectt-01/00-01 Dtd<br>04/04/01               | 00-01                | -                         | 4.00  | 3.00  | -do-    |
| C/o SPT type III qtr. For ASCO at Yingkiong       | 4.55<br>RWD/Sectt-46/97 Dtd<br>04/03/98                  | 97-98                | -                         | -   | 2.89  | -do-    |
| Extension of divisional office bldg at yingkiong  | 4.74<br>RWD/Sectt-46/97 Dtd<br>14/03/98                  | 96-97                | -                         | 7.04  | 6.80  | -do-    |
| C/o SPT type II qtr for LDC at Jenging            | 3.50<br>RWD/Sectt-1/00-01 Dtd<br>21/03/01                | 99-00                | -                         | 4.42  | 0.38  | -do-    |
| C/o SPT type II qtr for staff at Roing            | 2.51<br>RWD/Sectt-1/99-00 Dtd<br>09/03/00                | 99-00                | -                         | 4.50  | 3.68  | -do-    |
| C/o. B/Barrack at Hunli                           | 2.51<br>RWD/Sectt-1/99-00 Dtd<br>09/03/00                | 99-00                | -                         | 3.00  | 3.00  | -do-    |
| C/o SPT office bldg. for AE, RWSD at Hunli        | 6.83<br>RWD/Sectt-1/99-00 Dtd<br>31/03/00                | 99-00                | -                         | -   | 1.17  | -do-    |
| C/o SPT type II qtr. for JE at Anini              | 5.50<br>RWD/Sectt-1/00-01 Dtd.<br>17/03/01               | 00-01                | -                         | -   | 0.50  | -do-    |
| C/o SPT type II qtr for EE's staff (1 no) at Tezu | 4.04<br>RWD/Sectt-1/00-01 Dtd<br>27/02/01                | 99-00                | -                         | -   | 0.20  | -do-    |
| C/o SPT type III qtr for EE's staff (1 no)        | 4.31<br>RWD/Sectt-1/00-01 Dtd<br>21/03/01                | 00-01                | -                         | -   | 0.75  | -do-    |
| C/o SPT-III qtr. for JE at Vijaynagar             | 6.75<br>RWD/Sectt-26/95-96 Dtd.<br>24/09/96              | 96-97                | -                         | 17.23   | 2.86  | -do-    |
| C/o SPT-V for SE at Miao                          | 9.97<br>RWD/Sectt-37/96 Dtd<br>24/09/96                  | 96-97                | -                         | -   | 9.49  | -do-    |
| C/o SPT I qtr(2 nos) for peon at RWC at Miao      | 5.50<br>RWD/Sectt-37/96 Dtd.<br>03/09/96                 | 96-97                | -                         | -   | 5.00  | -do-    |
| B/Barrack 6 unit at RWC at Miao                   | 8.14<br>RWD/Sectt-37/96 Dtd<br>10/09/96                  | 96-97                | -                         | -   | 7.66  | -do-    |
| C/o. SPT -III qtr. for JE (mech) at Miao          | 4.16<br>RWD/Sectt-46/97 Dtd<br>13/11/97                  | 97-98                | -                         | -   | 2.93  | -do-    |
| Providing LT&HT line at RWD complex at Miao       | 15.07<br>RWD/Sectt-46/98 Dtd<br>19/03/98                 | 97-98                | -                         | -   | 1.00  | -do-    |

## APPENDIX .II-Contd.

**STATEMENT OF COMMITMENTS - LIST OF INCOMPLETE CAPITAL WORKS**

| Name of Project   | Cost of work + Sanction order No<br>(In lakhs of rupees) | Date of commencement | Target date of Completion | Revised Cost (if any)<br>(In lakhs of rupees) | Expenditure upto 2004-2005 (In lakhs of rupees) | Remarks |
|---|--|----------------------|---------------------------|---|---|---------|
| C/o SPT II qtr. for LDC & D/man (2 nos) at Kharsang                         | 7.58<br>RWD/Seectt-15/98-99 Dtd 15/03/99                 | 98-99                | -                         | -   | 3.39  | -do-    |
| C/o SPT-III qtr. for Je at Jairampur  | 3.72<br>RWD/Seectt-36/95 Dtd 20/03/96                    | 95-96                | -                         | 4.50  | 4.11  | -do-    |
| RLR from BRTF road to Tsaighar Vill.  | 10.00<br>RWD/Seectt-37/96 Dtd 27/03/97                   | 96-97                | -                         | 23.94   | 21.63   | -do-    |
| RLR from Dharmabhumgey to Tanka VII. (Ph-I)                                 | 20.00<br>RWD/Seectt 37/96 Dtd 27/03/97                   | 96-97                | -                         | -   | 16.96   | -do-    |
| RLR from Gongkhar to Gyamdung   | 16.30<br>RWD/Seectt-35/95 Dtd 26/03/97                   | 96-97                | -                         | -   | 9.37  | -do-    |
| RLR from Jang-Mukto road to Mirba Vill.                                     | 87.50<br>RWD/Seectt-113/87 Dtd 28/02/88                  | 87-88                | -                         | -   | 68.31   | -do-    |
| RLR from Dongchinmong to Bongleng   | 29.89<br>RWD/Seectt-36/95 Dtd 22/03/96                   | 95-96                | -                         | -   | 19.33   | -do-    |
| WRSB in between Kharung and Hoongla, Jang                                   | 6.40<br>RWD/Seectt-37/96 Dtd 06/03/97                    | 96-97                | -                         | 12.00   | 7.27  | -do-    |
| RLR from BRTF road to Lhou nallah connecting Shernup to Chaksom. Ph-I       | 21.77<br>RWD/Seectt-37/96 Dtd 31/03/97                   | 96-97                | -                         | -   | 12.78   | -do-    |
| Black Topping of RLR from main road to Khirmey Vill.                        | 8.64<br>RWD/Seectt-46/97 Dtd 01/12/97                    | 97-98                | -                         | -   | 7.62  | -do-    |
| RLR from Jang-Mukto road to Granghar via Hot Spring (Ph-I)                  | 16.67<br>RWD/Seectt-46/97 Dtd. 19/03/98                  | 97-98                | -                         | -   | 12.13   | -do-    |
| RLR from Jang-Mukto road to Nimsa Gompa with 2 nos. culvert (Ph-I)          | 7.87<br>RWD/Seectt-46/97 Dtd 06/02-96                    | 97-98                | -                         | -   | 6.31  | -do-    |
| RLR from Chaksom to Gomkelling (Ph-II)                                      | 9.92<br>RWD/Seectt-46/97 Dtd 28/01/98                    | 97-98                | -                         | 13.00   | 11.10   | -do-    |
| RLR from BRTF road to Maramey Vill. To Dragte Gompa via Kinmas Gompa (Ph-I) | 9.60<br>RWD/Seectt-46/97 Dtd. 04/03/98                   | 97-98                | -                         | -   | 5.60  | -do-    |
| RLR from BRTF road (Lhou Bazar) Singsur Ani Gompa via Secondary School Lahu | 23.32<br>RWD/Seectt-46/97 Dtd 25/03/99                   | 97-98                | -                         | -   | 7.80  | -do-    |

## APPENDIX .II-Contd.

**STATEMENT OF COMMITMENTS - LIST OF INCOMPLETE CAPITAL WORKS**

| Name of Project  | Cost of work + Sanction order No<br>(In lakhs of rupees)        | Date of commencement | Target date of Completion | Revised Cost (if any)<br>(In lakhs of rupees) | Expenditure upto 2004-2005 (In lakhs of rupees) | Remarks |
|--|---|----------------------|---------------------------|---|---|---------|
| LR from BRTF road to Jamjang Chockorling   | 8.67<br>RWD/Sectt-1/99-00 Dtd<br>07/03/00                       | 99-00                | -                         | 11.63   | 2.50  | -do-    |
| Widening, Soiling & Metalling of RLR to Manjushree Vidyapeeth on RLR from BRTF road point to Khirmey vill. (including carpeting 0 to 100 mtrs) | 5.00<br>RWD/Sectt-1/00-01<br>RWD/Sectt-1/99-00 Dtd.<br>07/03/00 | 99-00                | -                         | -   | 3.06  | -do-    |
| RLR from Kitpi Power House road point to Weikhar vill.   | 5.87<br>RWD/Sectt-1/99-00 Dtd<br>07/03/0024/09/96               | 99-00                | -                         | -   | 1.91  | -do-    |
| RLR from Khirmu Middle School to Weikhar Vill. (Ph-I)  | 9.22<br>RWD/Sectt-1/99-00 Dtd.<br>07/03/00                      | 99-00                | -                         | -   | 2.79  | -do-    |
| CC Step from Namet vill to Khramten Gompa via Tharmang Ani Gompa   | 9.81<br>RWD/Sectt-1/99-00 Dtd<br>07/03/00                       | 99-00                | -                         | -   | 1.28  | -do-    |
| RLR from Bongleng to Kharung vill.   | 9.52<br>RWD/Sectt-1/99-00 Dtd<br>10/02/00                       | 99-00                | -                         | -   | 1.41  | -do-    |
| RLR from Marmong to China Bridge (Ph-I)  | 9.39<br>RWD/Sectt-1/99-00 Dtd<br>10/02/00                       | 99-00                | -                         | -   | 2.15  | -do-    |
| RLR from Nuranag Intake point to Jang (Ph-I)   | 9.86<br>RWD/Sectt-1/99-00 Dtd<br>10/02/00                       | 99-00                | -                         | -   | 1.06  | -do-    |
| RLR from Singsur Ani Gompa to Brakor Gompa (Ph-I)  | 9.66<br>RWD/Sectt-1/99-00 Dtd<br>10/02/00                       | 99-00                | -                         | -   | 1.60  | -do-    |
| Widening, Soiling & Metalling of RLR from 52.50 km on JMKS PWD road to Surbi Village   | 5.57<br>RWD/Sectt-1/99-00 Dtd<br>22/03/00                       | 99-00                | -                         | -   | 3.44  | -do-    |
| RLR from JMKS road 56.00 km point to Tsaighar Gyada vill via Gormang & Yusum (Ph-I)  | 20.65<br>RWD/Sectt 1/99-00 Dtd<br>22/03/00                      | 99-00                | -                         | -   | 0.88  | -do-    |
| Improvement, repair of RLR from BRTF road to Lower Gompa at j/Chokorling vill i/c R/Wall and B/Wall  | 6.81<br>RWD/Sectt-1/00-01 Dtd<br>26/03/01                       | 00-01                | -                         | -   | 0.34  | -do-    |
| Road side plantation along RLR from Khirmu Middle School to Weikhar vill.  | 1.00<br>EE/TRW/SC/SCE-01/03-04 Dtd 22/03/04                     | 03-04                | -                         | -   | 0.00  | -do-    |
| C/o C.C.drain on RLR from Shernup to Chaksam   | 18.17<br>SRWD/01/03-04 Dtd<br>23/03/04                          | 03-04                | -                         | -   | 0.17  | -do-    |

## APPENDIX .II-Contd.

**STATEMENT OF COMMITMENTS - LIST OF INCOMPLETE CAPITAL WORKS**

| Name of Project  | Cost of work + Sanction order No<br><br>(In lakhs of rupees)               | Date of commencement | Target date of Completion | Revised Cost (if any)<br>(In lakhs of rupees) | Expenditure upto 2004-2005 (In lakhs of rupees ) | Remarks |
|--|--|----------------------|---------------------------|---|--|---------|
| C/o C.C. drain on RLR from Lhou Jangda road to Shyro                 | 12.25<br>SRWD/01/03-04 Dtd.<br>23/03/04                                    | 03-04                | -                         | -   | 0.25   | -do-    |
| RLR from BRTF road to Nyangpa Gompa via Thongleng (Ph-I)             | 14.25<br>RWD/Sectt-36/95 Dtd.<br>13/01/96                                  | 95-96                | -                         | -   | 12.32  | -do-    |
| RLR from BRTF road to Bukung vill.                                   | 17.60<br>RWD/Sectt-36/97 Dtd<br>19/02/97                                   | 96-97                | -                         | -   | 15.98  | -do-    |
| RLR from BRTF road to Sherbang (Ph-II)                               | 15.69<br>RWD/Sectt-46/97 Dtd.<br>10/03/96                                  | 97-98                | -                         | -   | 14.15  | -do-    |
| RLR from BRTF road to Hoongla (Ph-II)                                | 7.02<br>RWD/Sectt-1/99-00 Dtd<br>10/02/00                                  | 99-00                | -                         | -   | 5.16   | -do-    |
| RLR from PWD road to Socktsen Gompa via Sockten vill (Ph-I)          | 8.44<br>RWD/Sectt-1/99-00 Dtd.<br>07/02/00                                 | 99-00                | -                         | -   | 2.03   | -do-    |
| WBM on RLR from BRTF road to Shakti Village                          | 7.37<br>RWD/Sectt-1/99-00 Dtd<br>10/02/00                                  | 99-00                | -                         | -   | 1.74   | -do-    |
| Improvement & Widening of RLR from Manpat to Pharmey vill.           | 10.00<br>RWD/Sectt-1/99-00 Dtd<br>10/02/00                                 | 99-00                | -                         | -   | 5.38   | -do-    |
| C/o RLR from BRTF road to Pamaghar                                   | 8.99<br>RWD/Sectt-1/99-00 Dtd<br>30/03/01                                  | 00-01                | -                         | -   | 0.29   | -do-    |
| B/topping ,soiling & metalling of approachroad to divisional store   | 7.00<br>RWD/Sectt-36/95 Dtd<br>13/01/96 RWD/Sectt-<br>1/00-01 Dtd 20/03/01 | 95-96                | -                         | 9.00  | 7.86   | -do-    |
| RLR from Nafra to Naku Village (Ph-II)                               | 23.95<br>RWD/Sectt-27/93 Dtd<br>22/02/94                                   | 93-94                | -                         | 35.00   | 26.46  | -do-    |
| WRSB in between Dirang & Dupang                                      | 5.35<br>RWD/Sectt-37/96 Dtd<br>06/03/97 RWD/Sectt-<br>1/00-01 Dtd 15/02/00 | 96-97                | -                         | 11.11   | 5.34   | -do-    |
| WRSB over river at Mondalaphuding vill                               | 8.31<br>RWD/Sectt-37/96 Dtd<br>06/03/97                                    | 96-97                | -                         | 15.09   | 8.83   | -do-    |
| RLR from Salari to Dikhiyang   | 15.10<br>RWD/Sectt-37/96 Dtd<br>06/03/97                                   | 96-97                | -                         | -   | 11.43  | -do-    |
| RLR from 24 km point of BRTF road to Shyampam under Buragaon (Ph-II) | 12.00<br>RWD/Sectt-36/95 Dtd.<br>04/03/96                                  | 95-96                | -                         | -   | 10.00  | -do-    |



## APPENDIX .II-Contd.

STATEMENT OF COMMITMENTS - LIST OF INCOMPLETE CAPITAL WORKS

| Name of Project   | Cost of work + Sanction order No<br>(In lakhs of rupees)                  | Date of commencement | Target date of Completion | Revised Cost (if any)<br>(In lakhs of rupees) | Expenditure upto 2004-2005 (In lakhs of rupees) | Remarks |
|---|---|----------------------|---------------------------|---|---|---------|
| RLR from Thrizino to Palatari (Ph-I)  | 10.86<br>RWD/Sectt-37/96 Dtd 18/02/97                                     | 96-97                | -                         | -   | 7.59  | -do-    |
| WRSB over Khadiya river in between Thirzino & Karangania                    | 4.80 RWD/Sectt-37/96<br>Dtd. 25/03/97<br>RWD/Sectt-01/00-01 Dtd. 15/02/01 | 96-97                | -                         | 11.87   | 6.30  | -do-    |
| RLR from Thrizino to Sakrin   | 45.45 RWD/Sectt-37/95<br>Dtd 27/03/97                                     | 88-89                | -                         | 66.33   | 62.22   | -do-    |
| C/o RLR from U/Dzong to Sachipam vill. (Ph-I)                               | 31.39 RWD/Sectt-46/97<br>Dtd. 16/03/98                                    | 97-98                | -                         | -   | 17.57   | -do-    |
| C/o RLR from Mini Hydrel Salary to Khemlin vill. (Ph-I)                     | 8.89 RWD/Sectt-46/97<br>Dtd 06/02/98                                      | 97-98                | -                         | -   | 7.62  | -do-    |
| C/o WRSB in between Khupi & Gohainthan over Tenga river                     | 7.63 RWD/Sectt-46/97<br>Dtd. 01/02/97                                     | 97-98                | -                         | -   | 3.38  | -do-    |
| C/o WRSB in between Khupi & Hussaigaon over Tenga river                     | 7.48 RWD/Sectt-46/97<br>Dtd 01/12/97                                      | 97-98                | -                         | -   | 3.22  | -do-    |
| C/o WRSB at Bichon to connect Ramu Lichini, Shitto, Shaida                  | 7.18 RWD/Sectt-46/97<br>Dtd. 12/11/97                                     | 97-98                | -                         | -   | 4.08  | -do-    |
| C/o WRSB over Dinikho river to connect Rupa & Thungri vill.                 | 12.17 RWD/Sectt-36/95<br>Dtd 03/04/96                                     | 95-96                | -                         | 27.50   | 9.18  | -do-    |
| WRSB at Bishu over Bishu river  | 12.00 RWD/Sectt-1/99-00<br>Dtd. 13/01/00                                  | 99-00                | -                         | -   | 10.25   | -do-    |
| WRSB at Ditching river in Dugokho under RWS, Bomdila                        | 15.00 RWD/Sectt-1/99-00<br>Dtd 10/02/00                                   | 99-00                | -                         | -   | 2.50  | -do-    |
| Improvement, soiling,metalling & black topping of RLR from u/dzong to Gompa | 4.24 RWD/Sectt-1/99-00<br>Dtd 10/02/00                                    | 99-00                | -                         | -   | 1.75  | -do-    |
| C/o Soiling, metalling of RLR from Saddle to Khoina                         | 8.57 RWD/Sectt-1/99-00<br>Dtd 10/02/00                                    | 99-00                | -                         | -   | 2.78  | -do-    |
| Soiling & metalling of RLR from Dirang Mondalaphudung road to Barchipam     | 7.70 RWD/Sectt-1/99-00<br>Dtd 10/02/00                                    | 99-00                | -                         | -   | 4.07  | -do-    |
| C/o WRSB over Tenga river at New Kaspi vill. Under Singchung                | 14.45 RWD/Sectt-1/99-00<br>Dtd 18/02/00                                   | 99-00                | -                         | -   | 1.88  | -do-    |
| Soiling & metalling of RLR from Dirang to Kona Pathar                       | 5.00 RWD/Sectt-1/99-00<br>Dtd 10/02/00                                    | 99-00                | -                         | -   | 4.32  | -do-    |

## APPENDIX .II-Contd.

## STATEMENT OF COMMITMENTS - LIST OF INCOMPLETE CAPITAL WORKS

| Name of Project   | Cost of work + Sanction order No<br><br>(In lakhs of rupees)                | Date of commencement | Target date of Completion | Revised Cost (if any)<br>(In lakhs of rupees) | Expenditure upto 2004-2005 (In lakhs of rupees) | Remarks |
|---|---|----------------------|---------------------------|---|---|---------|
| RLR from Dirang to Padam (Ph-I)   | 12.00 RWD/Sectt-1/99-00<br>Dtd 10/02/00                                     | 99-00                | -                         | -   | 3.26  | -do-    |
| RLR from Nafra to Upper Dzong vill (Ph-II)                                  | 13.31 RWD/Sectt-1/99-00<br>Dtd 10/02/00                                     | 99-00                | -                         | -   | 3.21  | -do-    |
| B/topping of approach road to Magazine bldg. at Bomdila i/c b/Wall & R/Wall | 5.05 RWD/Sectt-01/00-01<br>Dtd. 23/03/01                                    | 00-01                | -                         | -   | 1.03  | -do-    |
| C/o RLR from Saddle to TV tower   | 5.13 RWD/Sectt-01/00-01<br>Dtd 13/03/01                                     | 00-01                | -                         | -   | 1.00  | -do-    |
| Imp. RLR from Dirang/Sangthi road to Zinthing (Sanglam point) (Ph-I)        | 4.68 RWD/Sectt-01/00-01<br>Dtd. 14/03/01                                    | 00-01                | -                         | -   | 1.02  | -do-    |
| C/o CC drain along the road from Rupa to Thungri and 3 nos slab culbert     | 15.62 SRWD-1/2003-04/281 Dtd 28/03/04                                       | 2003-04              | -                         | -   | 2.49  | -do-    |
| Black topping & retaining wall of RLR from BRTF road to Singchung Ph-I      | 30.31 SRWD-1/2003-04/283 Dtd. 31/03/04                                      | 2003-04              | -                         | -   | 30.31   | -do-    |
| C/o RLR from 1700 Ch of Skd road to Panaktang                               | 18.45 RWD/Sectt-26/92<br>Dtd 09/03/93                                       | 92-93                |                           | 30.00   | 20.99   | -do-    |
| C/o RLR from Jigoan to Membachur vill.                                      | 34.55 RWD/Sectt-72/94<br>Dtd. 31/03/95                                      | 94-95                | -                         | -   | 22.04   | -do-    |
| C/o RCC B/Wall at Kalktang township road to protect the vill.               | 8.02 RWD/Sectt-36/95<br>Dtd 14/02/96<br>RWD/Sectt-01/00-01<br>Dtd. 15/02/01 | 95-96                | -                         | 9.98  | 8.84  | -do-    |
| C/o Steel girder bridge over Norgum river between Ankling & Boha vill.      | 11.77 RWD/Sectt-46/97<br>Dtd. 19/03/98                                      | 97-98                | -                         | -   | 4.66  | -do-    |
| Improvement of RLR from Shergoan to Zinbu Gompa i/c B/topping               | 15.00 RWD/Sectt-01/00-01<br>Dtd 15/02/01                                    | 00-01                | -                         | -   | 2.72  | -do-    |
| C/o RLR from 6 Km point to Watte Cheda                                      | 12.23 RWD/Sectt-36/95<br>Dtd. 16/02/95                                      | 95-96                | -                         | 33.20   | 19.90   | -do-    |
| C/o RLR from Jejudada to Tagang Warrang                                     | 81.23 RWD/Sectt-27/90<br>Dtd 23/03/92                                       | 90-91                | -                         | -   | 65.43   | -do-    |
| RLR from Pipu to Jote Cheda   | 28.31 RWD/Sectt-27/90<br>Dtd 23/03/92                                       | 93-94                | -                         | 61.96   | 61.96   | -do-    |
| C/o RLR from Seppa to Kaku Kao (Ph-I)                                       | 12.15 RWD/Sectt-46/97<br>Dtd 09/03/98                                       | 97-98                | -                         | 15.00   | 14.81   | -do-    |
| Soiling & metalling of RLR from Seppa to Tasso Morah (Ph-I)                 | 10.05 RWD/Sectt-46/97<br>Dtd 21/12/97                                       | 97-98                | -                         | 20.00   | 12.75   | -do-    |

## APPENDIX .II - Contd.

STATEMENT OF COMMITMENTS - LIST OF INCOMPLETE CAPITAL WORKS

| Name of Project   | Cost of work + Sanction order No<br><br>(In lakhs of rupees) | Date of commencement | Target date of Completion | Revised Cost (if any)<br>(In lakhs of rupees) | Expenditure upto 2004-2005 (In lakhs of rupees) | Remarks |
|---|--|----------------------|---------------------------|---|---|---------|
| C/o WRSB over Kameng river in between 18 mile camp & Talo vill.                   | 11.90 RWD/Sectt-13/89<br>Dtd 18/02-89                        | 88-89                | -                         | 37.00   | 13.57   | -do-    |
| C/o WRSB over river Pasha at Sebibo   | 14.74 RWD/Sectt-1/00-01<br>Dtd 14/03/01                      | 00-01                | -                         | -   | 1.21  | -do-    |
| Soiling/metalling of RLR from Seppa to Pabua                                      | 10.05 RWD/Sectt-46/97<br>Dtd 21/12/97                        | 97-98                | -                         | 15.50   | 11.84   | -do-    |
| C/o steel bridge over Kamu Nallah on Seppa Pabua including upstream training work | 27.69 RWD/Sectt-46/97<br>Dtd 09/03/98                        | 97-98                | -                         | -   | 23.36   | -do-    |
| C/o porter track from Gyawapurang Curcle HQ to Bogo via Dakre, Miri Anung Solung  | 4.50 SRWD-01/2003-04/283 Dtd. 31/03/04                       | 2003-04              | -                         | -   | 4.50  | -do-    |
| C/o porter track from Gyawapurang Circle HQ to Likwa Gyadi vill.                  | 5.00 SRWD-1/2003-04/283 Dtd 31/03/04                         | 2003-04              | -                         | -   | 5.00  | -do-    |
| C/o RLR from New Seppa to Rang Vill. (trace cutting) Ph-I                         | 1.00 EK/R/5/03/03-04/1<br>Dtd. 21/02/2004                    | 2003-04              | -                         | -   | 1.00  | -do-    |
| C/o CC drain on Rlr from Seppa to Pabua(Ph-I)                                     | 7.50 SRWD-1/2003-04/273 Dtd 26/03/04                         | 2003-04              | -                         | -   | 7.50  | -do-    |
| CC drain from BRTF road to Lumdung vill.  | 7.50 SRWD-1/2003-04/272 Dtd 26/03/04                         | 2003-04              | -                         | -   | 7.50  | -do-    |
| CC drain from Jayanti to Fengche.   | 4.50   | 2003-04              | -                         | -   | 4.50  | -do-    |
| Avenue plantation on RLR from BRTF road to Seppa Lundung Ph-I                     | 1.00 EK/R/SCH/ 180/99-00 Dtd. 31/01/00                       | 99-00                | -                         | -   | 0.10  | -do-    |
| Avenue plantation on RLR from Seppa to Loffa Ph-I&II                              | 1.00 EK/R/SCH/ 180/99-00 Dtd. 31/01/00                       | 99-00                | -                         | -   | 0.10  | -do-    |
| Avenue plantation on RLR from Pabua to Jeduda                                     | 1.00 EK/R/SCH/ 180/99-00 Dtd. 31/01/00                       | 99.00                | -                         | -   | 0.10  | -do-    |
| Avenue plantation on RLR from Jayanti vill to Fengche vill                        | 1.00 EK/R/SCH/ 180/99-00 Dtd. 31/01/00                       | 99.00                | -                         | -   | 0.10  | -do-    |
| Imp. of RLR from Domdila to Laching-Bagang (Ph-I)                                 | 4.86 RWD/Sectt-36/95<br>Dtd 23/02/96                         | 95-96                | -                         | 11.33   | 6.22  | -do-    |
| C/o WSB over river Para in between and Chyangtajo                                 | 8.77 RWD/Sectt-27/93<br>Dtd 07/03/95                         | 94-95                | -                         | 15.72   | 14.28   | -do-    |
| C/o WSB over river Para in between Yangfo-Jayang Bagang and Chyangtajo            | 3.50 RWD/Sectt-27/95<br>Dtd 08/12/94                         | 94-95                | -                         | 8.12  | 5.83  | -do-    |

## APPENDIX .II -Contd.

STATEMENT OF COMMITMENTS - LIST OF INCOMPLETE CAPITAL WORKS

| Name of Project  | Cost of work + Sanction order No<br><br>(In lakhs of rupees)             | Date of commencement | Target date of Completion | Revised Cost (if any)<br>(In lakhs of rupees) | Expenditure upto 2004-2005 (In lakhs of rupees ) | Remarks |
|--|--|----------------------|---------------------------|---|--|---------|
| C/o WRSB over Tarawa and Loto Yangfo.  | 6.03 RWD/Sectt-29/93<br>Dtd 16/02/94                                     | 93-94                | -                         | 12.00   | 9.55   | -do-    |
| C/o WRSB over Para river in between 16 miles Jayang Bagang and Kesse Bagang                  | 7.42 RWD/Sectt-27/97<br>Dtd 17/02/94                                     | 93-94                | -                         | 13.00   | 10.81  | -do-    |
| C/o RLR from Sangbia camp to Paffa vill (Ph-I)   | 38.70 RWD/Sectt-26/90<br>Dtd 26/03/90<br>RWD/Sectt-37/96<br>Dtd 25/06/97 | 89-90                | -                         | 75.00   | 51.64  | -do-    |
| C/o RLR from Laching Bagang to Tamak-Solung  | 44.75 RWD/Sectt-26/93<br>Dtd 19/03/93<br>RWD/Sectt-37-96<br>Dtd 25/06/97 | 92-93                | -                         | 120.00  | 100.57   | -do-    |
| C/o RLR from Jokhio to Nampe   | 39.37 RWD/Sectt-26/89<br>Dtd. 20/03/90                                   | 89-90                | -                         | 95.27   | 71.42  | -do-    |
| C/o RLR from Lachi Bagang to Doripu Bagang   | 7.78 RWD/Sectt-27/95<br>Dtd. 06/03/97                                    | 96-97                | -                         | 35.00   | 18.56  | -do-    |
| C/o M. track from Jayang Bagang to Sun-Set vill. of Kolariang                                | 3.45 RWD/Sectt-46/97<br>Dtd 25/03/98                                     | 97-98                | -                         | 9.99  | 5.78   | -do-    |
| C/o Jeepable road from PWD main road to Nari Camp to U/Mangam                                | 13.22 RWD/Sectt-1/99-00<br>Dtd 31/03/00                                  | 99-00                | -                         | -   | 4.86   | -do-    |
| M/track from Veo to S/Solung   | 3.07 RWD/Sectt-46/97<br>Dtd 19/03/98                                     | 97-98                | -                         | 5.00  | 5.00   | -do-    |
| Special repair & maintenance of WRSB in C/Tajo area  | 3.00 RWD/Sectt-1/99-00<br>Dtd 30/03/01                                   | 00-01                | -                         | -   | 3.00   | -do-    |
| C/o porter track from Jayan Bagan to Ragamphu connecting to Kolariang (Kurang Kumey Dist.)   | 1.00 EK/R/5/RLR/-22/03-04<br>Dtd. 29/03/04                               | 2003-04              | -                         | -   | 1.00   | -do-    |
| C/o WRSB over Wabung river in between Nampu and Dara Yangpho                                 | 5.00 SRWD-01/03-04 Dtd<br>23/03/04                                       | 2003.04              | -                         | -   | 5.00   | -do-    |
| C/o porter track from Ykli School village under C/Tajo                                       | 3.50 SRWD-01/03-04/271<br>Dtd 29/03/05                                   | 2003-04              | -                         | -   | 3.50   | -do-    |
| C/o WRSB over river Wacha in between Veo & Wenla   | 7.00 SRWD/1/03-04 Dtd<br>23/03/04  | 2003-04              | -                         | -   | 7.00   | -do-    |
| WRSB in between Droksi and Sachung   | 4.94 SRWD/1/03-04/270<br>Dtd 26/03/04                                    | 2003-04              | -                         | -   | 4.94   | -do-    |
| C/o M/track from Pakke-Kessang circle HQ to Saibong to Seijosa foot hill point via Kekopalav | 11.43 RWD/Sectt-46/97<br>Dtd 09/03/98                                    | 97-98                | -                         | 18.50   | 11.83  | -do-    |
| Black topping of RLR from BRTF road point to Veo vill.                                       | 9.57 RWD/Sectt-1/00-01<br>Dtd 30/03/01                                   | 00-01                | -                         | -   | 0.35   | -do-    |

## APPENDIX .II-Contd.

STATEMENT OF COMMITMENTS - LIST OF INCOMPLETE CAPITAL WORKS

| Name of Project  | Cost of work + Sanction order No<br>(In lakhs of rupees)   | Date of commencement | Target date of Completion | Revised Cost (if any)<br>(In lakhs of rupees) | Expenditure upto 2004-2005 (In lakhs of rupees) | Remarks |
|--|--|----------------------|---------------------------|---|---|---------|
| C/o porter track from Dibru Tinali to Taraso vill via Mebuasa, Murguso under Seijosa | 1.00 EK/R/15/2/03-04/15<br>Dtd 29/02/04                    | 2003-04              | -                         | -   | 0.52  | -do-    |
| Providing soiling black topping & improvement approach road RWD complex Karsingsa    | 8.07 RWD/Sectt-72/94<br>Dtd 02/12/94<br>RWD/Sectt-1/00-01  | 93-94                | -                         | 14.87   | 10.00   | -do-    |
| RLR from Tarajuli to Hostelum (Tarajuli to Mob Happa)                                | 12.52 RWD/Sectt-36/95<br>Dtd 04/03/96<br>RWD/Sectt-1/99-00 | 95-96                | -                         | 35.57   | 19.11   | -do-    |
| WSB over Dikrong river in between Chiputa & Rose                                     | 28.70 RWD/Sectt-27/93<br>Dtd 22/03/94                      | 93-94                | -                         | 28.96   | 28.96   | -do-    |
| RLR from Kimin main road Bridge point to Kakoi vill.                                 | 35.00 RWD/Sectt-26/93<br>Dtd 19/03/93                      | 92-93                | -                         | -   | 4.43  | -do-    |
| WSB over Dikrong river in between Midpu & Lekha                                      | 28.68 RWD/Sectt-72/94<br>Dtd. 11/03/94                     | 93-94                | -                         | -   | 28.68   | -do-    |
| WSB over Kakoi river in between Kakoi I & II   | 16.60 RWD/Sectt-26/92<br>Dtd 19/04/92                      | 92-93                | -                         | 22.00   | 21.19   | -do-    |
| WSB over Borpani river in between Lekhi & Tarajuli Yupia (Ph-I)                      | 13.25 RWD/Sectt-27/96<br>Dtd 21/03/97                      | 96-97                | -                         | -   | 3.63  | -do-    |
| Approach road pachin colony to Ragio Happa   | 1.90 RWD/Sectt-46/97<br>Dtd 04/03/98                       | 97-98                | -                         | -   | 1.23  | -do-    |
| C/o WRSB over Dikrong in between Chiputa Tomru under Dimukh Ph-I                     | 11.12 RWD/Sect-46/97<br>Dtd 13/11/97                       | 96-97                | -                         | 25.00   | 24.31   | -do-    |
| RLR from NH-52 to Nirjuli-II vill (Ph-I)   | 5.61 RWD/Sectt-46/97<br>Dtd. 29/03/00                      | 99-00                | -                         | -   | 2.86  | -do-    |
| Imp. of RLR from NH-52 to Nirjuli vill. i/c addl. culbert                            | 5.48 RWD/Sectt-1/99-00<br>Dtd 07/03/00                     | 99-00                | -                         | -   | 2.89  | -do-    |
| RLR from PWD road point Tigdo Ghat   | 5.08 RWD/Sectt-1/99-00<br>Dtd 10/02/00                     | 99-00                | -                         | -   | 2.93  | -do-    |
| Soiling & black topping of RLR Papu-I & Papu-II                                      | 5.00 RWD/Sectt/37-97<br>Dtd 20/03/97                       | 96-97                | -                         | 7.44  | 7.27  | -do-    |
| C/o RLR from Kakoi to Lower Jhumi  | 12.59 RWD/Sectt-1/99-00<br>Dtd 04/05/00                    | 00-01                | -                         | -   | 5.59  | -do-    |
| RLR from hume pipe culbert from main road to Chimpu vill                             | 12.78 RWD/Sectt-36/95<br>Dtd 21/12/95                      | 95-96                | -                         | 15.39   | 13.76   | -do-    |
| WRSB to Poma L/P School crossing Rillo river   | 5.02 RWD/Sectt/72/94<br>Dtd 21/03/95                       | 94-95                | -                         | 9.62  | 9.47  | -do-    |
| RLR from Kachubari to Taraso   | 40.11 RWD/Sectt/17/90<br>Dtd 25/02/91                      | 90-91                | -                         | -   | 36.12   | -do-    |
| RLR from PWD road to Datt vill.  | 9.46 RWD/Sectt-72/94<br>Dtd 21/01/95                       | 94-95                | -                         | 13.48   | 10.72   | -do-    |

## APPENDIX .II-Contd.

**STATEMENT OF COMMITMENTS - LIST OF INCOMPLETE CAPITAL WORKS**

| Name of Project  | Cost of work + Sanction order No<br>(In lakhs of rupees) | Date of commencement | Target date of Completion | Revised Cost (if any)<br>(In lakhs of rupees) | Expenditure upto 2004-2005 (In lakhs of rupees ) | Remarks |
|--|--|----------------------|---------------------------|---|--|---------|
| WRSB over Ganga river at Mobsi vill.   | 7.79 RWD/Sectt-72/94<br>Dtd 25//02/94                    | 93-94                | -                         | 28.00   | 7.79   | -do-    |
| RLR from Kokila Me School via Chengmara and Hollongi Karbi vill.                         | 15.05 RWD/Sectt-36/95<br>Dtd 04/03/96                    | 95-96                | -                         | -   | 3.69   | -do-    |
| WSB to Popum river in Lower Taraso to Upper Taraso                                       | 30.18 RWD/Sectt-36/95<br>Dtd. 21/03/96                   | 95-96                | -                         | -   | 8.49   | -do-    |
| RLR from Rajgharali to Depu vill. via Tengabari Chahaso vill.                            | 9.92 RWD/Sectt/36/95<br>Dtd. 20/03/96                    | 95-96                | -                         | 15.00   | 9.69   | -do-    |
| Steel bridge in New Dokoso nallah in between main road to Chimi vill.                    | 20.26 RWD/SEctt/37/96<br>Dtd. 31/03/97                   | 96-97                | -                         | 25.00   | 21.35  | -do-    |
| C/o RLR from Doriya Bill to town Bill primary School, Bormai                             | 10.94 RWD/Sectt-37/96<br>Dtd 21/03/97                    | 96-97                | -                         | -   | 10.94  | -do-    |
| Soiling/metalling and black topping of Rlr from Itanagar Basar nallah road to Poma vill. | 3.03 RWD/Sectt-37/96<br>Dtd 13/03/97                     | 96-97                | -                         | 5.68  | 1.12   | -do-    |
| C/o RLR from Tapiaso primary school to Lau vill. (Ph-I)                                  | 4.90 RWD/Sectt-46/97<br>Dtd 17/12/97                     | 97-98                | -                         | 7.00  | 5.60   | -do-    |
| Soiling & metalling of RLR from PWD road Itanagar Jolly to WSB point at Richi vill.      | 2.97 RWD/Sectt-46/97-98<br>Dtd. 01/12/97                 | 97-98                | -                         | 5.60  | 4.70   | -do-    |
| WSB in between Jollong to Rakap over Poma River  | 19.46 RWD/Sectt/46/97<br>Dtd. 30/3/98                    | 97-98                | -                         | 29.00   | 23.07  | -do-    |
| C/o RLR from U/Tabung to L/Tabung  | 6.57 RWD/Sectt/46/97<br>Dtd. 18/3/98                     | 97-98                | -                         | -   | 3.99   | -do-    |
| RLR from Balijan HQ to Garung Karbi Vill.  | 14.95 RWD/Sectt/46/97<br>Dtd. 24/3/98                    | 97-98                | -                         | -   | 4.82   | -do-    |
| Soiling & Metaling of RLR Balijan to Gai vill(Ph-I)                                      | 4.22 RWD/Sectt/46/97<br>Dtd. 19/3/98                     | 97-98                | -                         | -   | 2.28   | -do-    |
| C/o 8 nos. hume pipe culvert under Balijan section in different road.                    | 6.01 RWD/Sectt/46/97<br>Dtd. 24/03/98                    | 97-98                | -                         | -   | 2.86   | -do-    |

## APPENDIX .II-Contd.

**STATEMENT OF COMMITMENTS - LIST OF INCOMPLETE CAPITAL WORKS**

| Name of Project  | Cost of work + Sanction order No<br>(In lakhs of rupees)                   | Date of commencement | Target date of Completion | Revised Cost (if any)<br>(In lakhs of rupees) | Expenditure upto 2004-2005 (In lakhs of rupees) | Remarks |
|--|--|----------------------|---------------------------|---|---|---------|
| C/o RLR from town bill to Pempla L.P. school   | 15.85 RWD/Sectt/46/97<br>Dtd. 19/03/98                                     | 97-98                | -                         | -   | 4.73  | -do-    |
| RLR from Longdung to Byate (Ph-I)  | 6.20 RWD/Sectt/46/97<br>Dtd. 06/03/98                                      | 97-98                | -                         | -   | 4.69  | -do-    |
| RLR from main road to Batt vill. Near Ganga lake.  | 5.31 RWD/Sectt/1/99-00<br>Dtd. 22/02/00                                    | 99-00                | -                         | -   | 2.12  | -do-    |
| RLR from U/Balijan to L/Balijan  | 9.31 RWD/Sectt/1/99-00<br>Dtd. 22/03/00                                    | 99-00                | -                         | -   | 1.46  | -do-    |
| RLR from Kachubari to town bill.   | 8.34 RWD/Sectt/1/99-00<br>Dtd. 29/03/00                                    | 99-00                | -                         | -   | 0.56  | -do-    |
| RLR from PWD main road to Jolleng at L.C. area.  | 5.71 RWD/Sectt/1/99-00<br>Dtd. 10/02/00                                    | 99-00                | -                         | -   | 5.25  | -do-    |
| RLR from PWD main road to T & Y complex near Dat vill.   | 5.84 RWD/Sectt/1/99-00<br>Dtd. 10/03/00                                    | 99-00                | -                         | -   | 1.00  | -do-    |
| C/o WRSB in between Basar Nallah I.B. school & Mobiaso vill. Over Papum river  | 18.31 RWD/Sectt/1/99-00<br>Dtd. 04/05/00                                   | 99-00                | -                         | -   | 0.72  | -do-    |
| WSB over Pachin river in between Chimpu and Jolly  | 9.60 RWD/Sectt/72/94<br>Dtd. 31/3/95<br>RWD/Sectt/1/99-00<br>Dtd. 27/04/00 | 94-95                | -                         | 22.81   | 22.21   | -do-    |
| Metaling & B/topping of RLR block-I, Block-II & block-III at Ganga vill. From DG store to primary school i/c internal road | 17.27 RWD/Sectt/36/97<br>Dtd.18/03/98                                      | 97-98                | -                         | -   | 9.87  | -do-    |
| Solling/metalling of RLR from Balijan HQ to U/Tubung   | 4.56 RWD/Sectt/46/97<br>Dtd. 28/01/98                                      | 97-98                | -                         | -   | 2.56  | -do-    |
| C/o Retaining wall at AE Itanagar's residence  | 1.00   | 03-04                | -                         | -   | 0.10  | -do-    |
| C/o retaining wall and cc footpath at Itanagar NitiVihar   | 5.00 SRWD-01/03-04 Dtd.<br>26/03/04  | 03-04                | -                         | -   | 0.00  | -do-    |
| C/o boundary wall around CE's residence  | 5.00   | 03-04                | -                         | -   | 4.52  | -do-    |
| C/o RLR from Ompoli I.V. school to Taming  | 15.53 RWD/Sectt/26/92 Dtd.<br>11/03/93                                     | 92-93                | -                         | 18.66   | 18.66   | -do-    |
| RLR from GREF road to Kheming  | 16.30 RWD/Sectt/27/92 Dtd.<br>18/02/92                                     | 91-92                | -                         | -   | 15.69   | -do-    |
| RLR from GREF road to Longchung vill   | 14.37 RWD/Sectt/27/93 Dtd.<br>10/03/94                                     | 93-94                | -                         | 22.00   | 21.97   | -do-    |
| C/o WSB in between Laporiang Sango vill. Primary school over river Papu Ph-I   | 9.91 RWD/Sectt/37/96 Dtd.<br>13/3/97                                       | 96-97                | -                         | -   | 2.65  | -do-    |
| C/o approach road from PWD main road to RWD complex at Kheel   | 4.39 RWD/Sectt/37/96 Dtd.<br>06/03/97                                      | 96-97                | -                         | -   | 4.24  | -do-    |
| C/o RLR from Ompoli I.B. school to newly proposed model vill.  | 12.19 RWD/Sectt/37/96 Dtd.<br>06/03/97                                     | 96-97                | -                         | -   | 10.38   | -do-    |

## APPENDIX .II-Contd.

**STATEMENT OF COMMITMENTS - LIST OF INCOMPLETE CAPITAL WORKS**

| Name of Project  | Cost of work + Sanction order No<br><br>(In lakhs of rupees)         | Date of commencement | Target date of Completion | Revised Cost (if any)<br>(In lakhs of rupees) | Expenditure upto 2004-2005 (In lakhs of rupees) | Remarks |
|--|--|----------------------|---------------------------|---|---|---------|
| C/o WSB steel bridge over Papu river between Ompuli to Papasu. Ph-I    | 8.52 RWD/Sectt/26/92 Dtd. 11/03/93<br>RWD/Sectt/1/99-00 Dtd. 9/04/00 | 96-97                | -                         | 26.77   | 8.26  | -do-    |
| RLR from Yayi to Dakte Hoj   | 7.39 RWD/Sectt/37/96 Dtd. 06/03/97                                   | 96-97                | -                         | 14.50   | 6.40  | -do-    |
| C/o S.B. from Bobiya Longte Tapu I.V. school over Dikrong river (Ph-I) | 8.00 RWD/Sectt/37/96 Dtd. 13/3/97                                    | 96-97                | -                         | -   | 2.54  | -do-    |
| C/o RLR from BRTF road to Bobia(Ph-II)                                 | 10.59 RWD/Sectt/37/96 Dtd. 3/3/97                                    | 96-97                | -                         | 38.00   | 10.77   | -do-    |
| C/o RLR from Nimte to Longpher (Ph-II)                                 | 9.56 RWD/Sectt/37/96 Dtd. 13/3/97                                    | 96-97                | -                         | -   | 7.91  | -do-    |
| C/o WRSB over Kheel river in between Kheel I & Kheel III               | 10.93 RWD/Sectt/46/97 Dtd. 17/12/97                                  | 96-97                | -                         | -   | 7.15  | -do-    |
| C/o WSB over Pari river for Hoj vill. Ph-I                             | 11.00 RWD/Sectt/46/97 Dtd. 4/12/97                                   | 96-97                | -                         | -   | 6.73  | -do-    |
| C/o WRSB over Parang river at Sima & Gumtung vill.                     | 22.00 RWD/Sectt/46/97 Dtd. 23/3/98                                   | 97-98                | -                         | -   | 2.83  | -do-    |
| RLR from Gai I.V. school to Khyata vill.                               | 19.30 RWD/Sectt/46/97 Dtd. 18/3/98                                   | 97-98                | -                         | -   | 7.91  | -do-    |
| RLR from Balapu to Peach Hoj vill.                                     | 21.95 RWD/Sectt/46/97 Dtd. 18/3/98                                   | 97-98                | -                         | -   | 11.89   | -do-    |
| RLR from BRTF road to U/Gai vill.(Ph-I)                                | 19.81 RWD/Sectt/46/97 Dtd. 19/3/98                                   | 97-98                | -                         | -   | 8.00  | -do-    |
| C/o RLR from Apop vill. To Sango vill. (Ph-I)                          | 8.38 RWD/Sectt/46/97 Dtd. 5/398                                      | 97-98                | -                         | -   | 5.04  | -do-    |
| C/o RLR from PWD road to Sangriang & Tani Happa                        | 10.54 RWD/Sectt/46/97 Dtd. 18/3/98                                   | 97-98                | -                         | -   | 7.98  | -do-    |
| C/o RLR from BRTF road to Dev vill.                                    | 10.02 RWD/Sectt/46/97 Dtd. 4/3/98                                    | 97-98                | -                         | -   | 4.58  | -do-    |
| C/o RLR from Laporiang to Sango vill.                                  | 10.00 RWD/Sectt/1/15/98-99 Dtd. 10/3/99                              | 99-00                | -                         | -   | 2.36  | -do-    |
| WSRB over river Pare in between Gotapu and Korai vill.                 | 16.57 RWD/Sectt/1/99-00 Dtd. 22/3/00                                 | 99-00                | -                         | -   | 1.11  | -do-    |
| P/track from gonglung to Ngyding via Soma (Ph-I)                       | 10.04 RWD/Sectt/1/99-00 Dtd. 27/3/00                                 | 99-00                | -                         | -   | 0.69  | -do-    |
| WSRB over river Hote in between Hote & Mango (Hinso)                   | 12.51 RWD/Sectt/1/99/00 Dtd. 10/2/00                                 | 99-00                | -                         | -   | 1.60  | -do-    |
| C/o WRSB over river Pare at Lower Gai (Span 7m mtr)                    | 25.00  | 03-04                | -                         | -   | 0.00  | -do-    |
| C/o SPT Type III qtr for HA at Basar                                   | 4.28<br>RWD/Sectt-37/96 Dtd 21/12/95                                 | 95-96                | -                         | 5.27  | 4.52  | -do-    |
| C/o SPT type III qtr for JE at Garu                                    | 4.38<br>RWD/Sectt 46/97 Dtd 25/03/97                                 | 96-97                | -                         | 5.76  | 5.76  | -do-    |
| C/o SPT Office bldg. for AE at Along                                   | 9.90<br>RWD/Sectt-46/97 Dtd 19/03/98                                 | 97-98                | -                         | -   | 5.27  | -do-    |



## APPENDIX .II – Concl.d.

**STATEMENT OF COMMITMENTS - LIST OF INCOMPLETE CAPITAL WORKS**

| Name of Project   | Cost of work + Sanction order No<br><br>(In lakhs of rupees) | Date of commencement | Target date of Completion | Revised Cost (if any)<br>(In lakhs of rupees) | Expenditure upto 2004 - 2005 (In lakhs of rupees ) | Remarks |
|---|--|----------------------|---------------------------|---|--|---------|
| Road side plantation along RLR Ompoli to Tamang   | 0.90<br>RWD/POMAL/LP/p4/98-99<br>Dtd. 4/2/99                 | 98-99                | -                         | -   | 0.32   | -do-    |
| Side strip plantation along Bapani river near RWSB at Borum vill.                       | 1.00<br>RWD/POMAL/LP/163/99-00<br>Dtd. 22/11/99              | 99-00                | -                         | -   | 0.60   | -do-    |
| C/o Porter track from Sakiang to Maching via Gari, Nargang, Lamte, Taqik, Jarging, Tapo | 10.00  | 03-04                | -                         | -   | 0.00   | -do-    |
| C/o SPT T-II-3 Nos. for PWD staff at Dikhalmukh (SH: T-II-3 Nos.)                       | 9.54<br>SPWD/E-46/RC/99-2000/370 Dtd 4/1/2000                | 1999-00              | 3/02                      | -   | 6.54   |         |
| C/o MIBT B/Barrack for 20 labourers at Jotte  | 9.97<br>SPWD/E-23/NC/00-01/262<br>Dtd 5/2/2001               | 2000-01              | 3/02                      | -   | 3.83   |         |
| C/o RCC Bridge over Belak Korong (10m span)   | 20.08<br>SPWD/E-34/BLC/03-04/1505 Dtd 24/3/04                | 2003-04              | 3/07                      | -   | 9.38   |         |
| Reconstruction of bridge over river Siang at Nubo (SH: Consultancy charges)             | 10.00<br>SPWD/E-18/BLC/2003-04/1263 Dtd 3/3/04               | 2003-04              | 3/07                      | -   | -  |         |
| Culvert,R/W & B/Wal   | 10.76<br>SPWD/E-18/ALG/95-96<br>Dtd 3/1/96                   | 1995-96              | 3/08                      | -   | 1.31   |         |
| Total   |  |                      |                           |   | 27,61.09   |         |

**APPENDIX-III**  
**(Referred to Statement No.12)**

**DETAILS OF GRANTS-IN-AID GIVEN BY THE STATE GOVERNMENT TO THE LOCAL BODIES**

(In lakhs of rupees)

| Heads and Description                    | Actuals for the year    |          |       | Recipient Agency<br>(Municipal Councils/Corporation and Panchayat) | Amount received during the year |                     |        | Total Details of Assets |
|--|-------------------------|----------|-------|--|---------------------------------|---------------------|--------|-------------------------|
|  | Plan<br>(including CSS) | Non Plan | Total |  | Revenue Expenditure             | Capital Expenditure | Amount |                         |
| 2515- Other Rural Development Programme. | ...                     | 24.36    | 24.36 | Panchayat Raj.   | 24.36                           | ...                 | 24.36  | (a)                     |
| 2217-Urban Development                   | ...                     | 1.03     | 1.03  | Urban Development  | ...                             | 1.03                | 1.03   | (a)                     |

(a) No Information from the State Government has been received.

